

Date: 10-11-46

VENEZUELA					USA					AB	R	H	RBI
VENEZUELA					MURRAY	CF				3	0	0	0
GARCIA	CF	3	0	2	0	HAMMONDS	CF			0	2	0	0
MENDOZA	LF	4	0	0	0	GOMEZ	SS-3B			4	2	1	2
RODRIGUEZ	RF	3	0	0	0	MCGUIRE	1B			4	3	1	2
APDEVILLA	DH	3	0	0	0	WILSON	3B-SS			4	3	2	2
GONZALEZ	1B	0	0	0	0	GIAMBI	DH			5	2	2	0
PENALVER	2B	2	0	0	0	GARCIA-PARRA	2B			3	1	1	2
CASTANEDA	SS	2	0	0	0	RODRIGUEZ	2B			2	2	1	3
ORAMAS		3	0	0	0	ROBERTS	LF			3	0	2	3
OLIVERAS	3B-P	3	0	0	0	ROBERTS	PH			2	1	2	1
HIDALGO	1B-3B	3	0	0	0	NEVIN	RF			0	0	0	0
						KIESCHNICK	RF			2	0	0	0
						MCCONNELL	RF			2	2	1	1
						WIMMER	RF-LF			1	0	1	0
						JOHNSON	C			2	2	2	3
						MOLER	C						
Totals					Totals					37	20	14	19

	1	2	3	4	5	6	7	8	9	10	11	12	13	14	Tot.
VENEZUELA	0	0	0	0	0	0	0	0	0	0	0	0	0	0	0
USA	0	1	0	2	0	2	15	X							20

P - HIDALGO, HERNANDEZ, OLIVERAS, CASTANEDA  
 DP - VEN - 1  
 2B - ROBERTS, MCGUIRE, MOLER, WILSON  
 B - ROBERTS, MOLER  
 HR - GARCIA-PARRA(1), RODRIGUEZ(1)  
 SB - GARCIA(1), WIMMER(2), HAMMONDS(1)  
 S - WILSON  
 SF -

	IP	H	R	ER	RR	SO
VENEZUELA	6	7	7	6	4	6
CARDINA - L (0-1)	0	1	3	3	1	0
HERNANDEZ	1/3	3	4	3	0	1
ALVAREZ	0	3	5	3	1	0
OLIVERAS	2/3	2	1	0	0	1
USA	3	1	0	0	2	6
WHITEN - W (1-0)	3	1	0	0	0	1
ADAMS	1	0	0	0	0	0
DAVIS	1	0	0	0	0	0
GREENE						

CARDINA pitched to 2 batters in 7th, HERNANDEZ pitched to 5 in 7th, ALVAREZ pitched to 5 in 7th

HBP -  
 PB -  
 P - DAVIS, ALVAREZ, OLIVERAS  
 BALK - CARDINA  
 CS - JOHNSON, GOMEZ  
 CITY - MILLINGTON, TN

Date: **6-12-92**

USA	AB	R	H	RBI	VENEZUELA	AB	R	H	RBI
MURRAY LF-CF	4	0	0	0	GARCIA CF	4	0	1	0
HAMMONDS CF	3	0	0	1	MENDOZA LF	4	0	2	0
BERTS LF	1	1	0	0	RODRIGUEZ RF	4	0	1	0
TUCKER DH	2	0	0	0	CAPDEVILLA DH	3	0	0	0
KIESCHNICK DH	2	1	2	1	PENAIVER 2B	3	1	0	0
MOLER C	2	1	0	0	CASTANEDA SS	3	1	1	1
VARITEK C	2	1	1	1	HIDALGO 3B	3	0	0	0
NEVIN 3B	3	1	1	1	DRAMAS C	2	0	0	1
GOMEZ SS	2	1	1	0	OLIVEROS 1B				
WILSON 3B-3B	5	1	2	0					
MCGUIRE 1B	3	1	1	1					
GIAMBI 1B	0	1	0	0					
MCCONNELL RF	5	2	2	6					
WIMMER 2B	1	1	0	0					
RODRIGUEZ 2B	1	1	0	0					
Totals	36	13	10	11	Totals	30	2	5	2

	1	2	3	4	5	6	7	8	9	10	11	12	13	14	Tot.
USA	0	0	1	4	0	0	1	1	1	5					13
VENEZUELA	0	0	0	0	0	0	0	2	0						2

E - LEON HIDALGO-2 OLIVEROS PENAIWER  
 DP - USA: 2 VEN: 1 LOB - USA: 5 VEN: 4  
 2B - KIESCHNICK HIDALGO  
 HR - MCCONNELL  
 SB - TUCKER (1) MOLER-3(2) RODRIGUEZ (1)

USA	IP	H	R	ER	RR	SO
WALLACE-W (1-0)	3.0	0	0	0	0	7
KIRKREIT	3.0	1	0	0	1	5
GRIGSBY	2.0	4	2	2	1	1
DREIFORT	1.0	0	0	0	1	1

VENEZUELA	IP	H	R	ER	RR	SO
LEON-L (0-1)	6.2	6	7	5	3	4
GOVEA	2.1	4	6	6	3	3

HBP - WIMMER (By LEON)-2 HAMMONDS (By LEON)  
 LEON GOVEA-2 PB - T-3:39 A-1142  
 BALK -  
 CS - NEVIN WIMMER WILSON GIAMBI  
 CITY - MILLINGTON, TN

OFFICIAL BOXSCORE

Game No. 3

Date: 10-13-42

VENEZUELA						USA					
AB	R	H	RBI	AB	R	H	RBI				
GARCIA	CF	4	1	1	0	MURRAY	CF	4	2	3	1
MENDOZA	RF	2	1	0	0	ROBERTS	LF	1	0	1	1
RODRIGUEZ, L	C-1B	4	0	1	1	WIMMER	RF-CF	4	1	1	1
HIDALGO	3B	3	0	1	1	TUCKER	LF	2	3	2	0
CAPDAVILLA	DH	4	0	0	0	WILSON	3B	3	0	1	0
PENALVER	ZB	4	0	0	0	GOMEZ	SS	2	1	1	0
CASTANEDA	SS	4	0	1	0	KIESCHNICK	DH	4	0	0	0
ORAMAS	1B-C	4	0	0	0	McCONNELL	DH	1	0	0	0
GONZALEZ	LF	4	1	3	0	GARCIA-PARRA	SS-3B	3	0	0	0
						NEVIN	3B	2	1	2	2
						GIAMBI	1B	2	1	1	0
						McGUIRE	1B	1	1	1	1
						VARITEK	C	2	1	0	0
						JOHNSON	C	1	0	0	0
						MOLER	C	0	0	0	0
						RODRIGUEZ	ZB	4	1	2	2
Totals						Totals					
33						36					
3						12					
7						15					
2						8					

	1	2	3	4	5	6	7	8	9	10	11	12	13	14	Tot.
VENEZUELA	1	0	0	0	0	0	0	2	0						3
USA	3	2	2	0	0	0	2	2	X						12

E - RODRIGUEZ (L) - 2 PENALVER S. RODRIGUEZ GARCIA-PARRA  
 DP - VEN - 1 USA - 2 LOB - VEN - 6 USA - 9  
 2B - RODRIGUEZ WILSON McGUIRE GONZALEZ L. RODRIGUEZ MURRAY  
 3B - WIMMER S. RODRIGUEZ NEVIN  
 HR -  
 SB - MURRAY (2) GIAMBI (1) TUCKER - 1 (4)

	IP	H	R	ER	RR	SO
VENEZUELA	4.0	7	8	5	2	3
UROANETA - L (0-1)	3.2	8	4	4	3	0
SALAZAR	.1	0	0	0	1	1
HERNANDEZ						

	IP	H	R	ER	RR	SO
USA	3.0	3	1	1	0	4
VILLONE	3.0	1	0	0	0	5
ANDERSON - W (1-0)	2.0	3	2	2	1	2
PEEYER	1.0	0	0	0	0	2
ROBERSON						

HPD - GIAMBI HIDALGO  
 W - VILLONE UROANETA - 2 PB - ORAMAS  
 BALK - I - 3:17 R - 4:28  
 CS - CASTANEDA GONZALEZ VARITEK MURRAY  
 CITY - MILLINGTON, TN

Date: 6/15/92

NICARAGUA					USA					AB	R	H	RBI				
GARCIA	CF	2	0	0	0	HAMMONDS	CF	2	0	1	1						
PERRIOS	CF	2	0	0	0	ROBERTS	LF	1	0	0	0						
ADILLA	LF	4	0	0	0	MURRAY	LF-CF	4	0	0	0						
PORRAS	1B	4	0	2	0	TUCKER	DH	4	0	1	0						
ROA	2B-3B	3	0	1	0	NEVLIN	3B	3	0	0	0						
GONZALEZ	DH	4	0	1	0	WILSON	3B	0	0	0	0						
CARDOZE	3B	2	0	0	0	MCGUIRE	1B	3	0	0	0						
TALAVEIRA	2B	1	0	0	0	KIESCHNICK	1B	0	0	0	0						
MENDOZA	C	1	0	0	0	MOLER	C	2	1	1	0						
VEGA	RF	4	0	2	0	VARITEK	C	1	0	0	0						
AVELLAN	SS-2B	3	1	0	0	MCCONNELL	RF	3	1	1	0						
VALLEJOS	C	2	0	0	0	GARCIA-PARRA	SS	1	2	1	1						
OCAMPO	PH	1	0	1	1	WIMMER	SS	1	0	0	0						
CORTEZ	SS	0	0	0	0	RODRIGUEZ	2B	3	0	1	1						
Totals					33	1	7	1	Totals					28	4	6	3

	1	2	3	4	5	6	7	8	9	10	11	12	13	14	Tot.
NICARAGUA	0	0	0	0	0	0	1	0	0						4
USA	0	0	1	0	3	0	0	0	X						

E - ROA-2  
 DP - USA-1  
 2B - GONZALEZ PORRAS OCAMPO  
 3 - GARCIA-PARRA

HR -  
 SB - TUCKER (5)  
 S - HAMMONDS

	IP	H	R	ER	BB	SO
NICARAGUA	5	5	4	3	1	4
POLANCO	3	1	0	0	0	2
PEREZ						

	IP	H	R	ER	BB	SO
USA	3	2	0	0	1	2
ALCIRE	3	1	0	0	1	0
VALDES - W (1-0)	2	2	1	1	1	2
DAVIS	1	1	0	0	0	0
GREENE - S (1)						

HBP -  
 ? - POLANCO DAVIS  
 BALK -  
 CS - HAMMONDS TUCKER  
 CITY - PITTSBURGH, PA (THREE RIVERS STADIUM)  
 PB -  
 T - 2:06 A - N/A

OFFICIAL BOXSCORE

Game No. 5

Date: 6/16/92

USA		AB	R	H	RBI	NICARAGUA		AB	R	H	RBI
MURRAY	LF	4	0	0	0	PADILLA	LF	3	0	1	0
WIMMER	2B	4	1	2	0	VEGA	RF	3	2	2	2
HAMMONDS	CF	4	0	1	1	TALAVERA	RF	1	0	0	0
NEVIN	3B	4	0	3	0	PORRAS	1B	4	1	3	3
KIESCHNICK	DH	2	0	0	0	ROA	2B	3	0	0	0
WILSON	SS	2	0	1	0	GONZALEZ	DH	4	0	0	0
MOLER	C-1B	3	0	0	0	GARCIA	CF	4	0	0	0
MCGUIRE	1B	2	0	0	0	AVELLAN	SS	3	2	2	0
GARCIAHARRA	PH	0	0	0	0	CORTEZ	SS	1	0	0	0
VARITEX	C	0	0	0	0	VALLETOS	C	3	1	1	0
ROBERTS	RF	3	0	1	0	SOTELO	PH	1	0	0	0
						SARDONE	3B	2	1	0	0
						CORREA	PH	1	0	0	0

Totals	28	1	8	1														Totals	33	2	9	5
--------	----	---	---	---	--	--	--	--	--	--	--	--	--	--	--	--	--	--------	----	---	---	---

	1	2	3	4	5	6	7	8	9	10	11	12	13	14	Tot
USA	0	0	1	0	0	0	0	0							7
NICARAGUA	2	4	0	0	0	1	0	0							7

E - MCGUIRE WILSON  
 DP - NIC-2  
 2B - Vega PORRAS NEVIN  
 3B - WIMMER  
 HR - PORRAS (1)  
 SB - AVELLAN (2) PADILLA (1)

USA	IP	H	R	ER	RR	S
HELLING - LCO-1	1 2/3	5	6	5	1	1
GRANGER	3 1/3	3	0	0	1	1
DREIFORT	2	1	1	1	1	1
ROBERSON	1	0	0	0	0	0

NICARAGUA	IP	H	R	ER	RR
CUEVAS - W (1-0)	8	8	1	1	2

HBP - Kieschnick (By Cuevas) Roa (By Dreifort)  
 PB -  
 IP - HELLING-2  
 BALK - CUEVAS GRANGER  
 CS - NEVIN HAMMONDS  
 CITY - CLEVELAND, OH

Time: 2:50 A - N/A

Date: 6/17/92

NICARAGUA					USA				
AB	R	H	RBI	AB	R	H	RBI		
PADILLA LF-CF	4	0	2	1	WIMMER SS	3	0	0	0
VEGA RF	2	0	1	0	RODRIGUEZ	1	2	1	0
STELO RF	0	0	0	0	HAMMONDS CF	3	0	1	0
PORRAS 1B	4	0	0	0	TUCKER DH	4	0	2	2
ROA 2B-3B	4	1	2	0	KIESCHNICK RF	3	0	0	0
GONZALEZ DH	3	0	1	0	ROBERTS RF	1	0	0	0
FRA. GARCIA CF	2	0	0	0	GARCIAPARRA 3B	2	1	1	0
TALAVERA LF	2	0	2	0	MCGUIRE 1B	3	0	0	0
AVELLAN SS	4	0	0	1	JOHNSON C	2	0	0	0
VALLEJOS C	2	0	0	0	VARITER C	1	0	1	1
BERRIOS 2B	1	1	1	0	MURRAY LF	2	1	1	0
CARDOZE 3B	2	0	0	0					
OLAMPO PH	1	0	1	0					
MENDOZA C	0	0	0	0					
Totals	31	2	10	2	Totals	25	4	7	3

	0	1	2	3	4	5	6	7	8	9	10	11	12	13	14	Tot.
NICARAGUA	0	0	0	1	0	0	1	0	0		GAME STOPPED					2
USA	1	0	2	0	0	1	0	0		BY TIME					4	

E - PORRAS AVELLAN  
 DP - NIC-1 USA-1  
 2B - HAMMONDS PADILLA  
 3 - TUCKER

HR -  
 SB - GARCIAPARRA(1) RODRIGUEZ (2)-(2,3)

	IP	H	R	ER	RR	SO
NICARAGUA	2 1/3	4	2	2	1	0
FRA. GARCIA - L (0-1)	3 1/3	3	2	2	2	0
PEREZ	1 1/3	0	0	0	2	1
REYES						

	IP	H	R	ER	RR	SO
USA	3	2	0	0	1	2
WALLACE	3	4	1	1	0	2
ADAMS - W (1-0)	1	3	1	1	1	0
GREENE	1	1	0	0	0	2
DAVIS - S (1)						

HBP - GONZALEZ (by Wallace)

IP - PB - T - 2:20 A - N/A

BALK - CS - GARCIAPARRA

CITY - ATLANTA, GA

Date: 6/18/92

Team	Player	Position	AB	R	H	RBI
USA	MURRAY	CF	4	0	0	0
USA	WINNER	RF	4	0	1	0
USA	HAMMONDS	DH	3	0	0	0
USA	TUCKER	LF	3	0	0	1
USA	MOLER	1B	4	0	0	0
USA	WILSON	3B	4	0	0	0
USA	GARCIA-PARRA	SS	3	0	0	0
USA	JOHNSON	C	3	1	2	0
USA	VARITEK	C	1	0	0	0
USA	RODRIGUEZ	ZB	2	1	1	0
NICARAGUA	PADILLA	CF	3	0	0	0
NICARAGUA	TALAVERA	LF	4	1	2	1
NICARAGUA	PORRAS	1B	4	0	1	1
NICARAGUA	ROA	ZB	2	2	1	1
NICARAGUA	VEGA	RF	2	0	0	0
NICARAGUA	OCCAMPO	DH	2	1	1	2
NICARAGUA	GONZALEZ	DH	4	0	0	0
NICARAGUA	AVELLAN	SS	3	0	0	0
NICARAGUA	VALLEJOS	C	4	1	2	0
NICARAGUA	CARDOZE	3B				

Totals	31	2	4	2	6	7	8	9	10	11	12	13	14	Tot.
USA	0	0	2	0	0	0	0	0	0					6
NICARAGUA	0	1	2	0	3	0	0	0	0					6

LOB - USA - 6 NIC - 6

DP -  
 2P - Talavera ROA CARDOZE  
 HR - VEGA (1) GONZALEZ (1) PORRAS (2)  
 SB - HAMMONDS (2) VALLEJOS (1)  
 S - PADILLA

SE - TUCKER

IP	H	R	ER	BB	SO
3	6	3	3	1	3
3	3	3	3	2	2
2	0	0	0	0	2

USA  
 ANDERSON - L (0-1)  
 KIESCHNICK  
 ROBERSON

IP	H	R	ER	BB	SO
7	4	2	2	2	8
2	0	0	0	0	3

NICARAGUA  
 POLANCO - W (1-0)  
 PEREZ

HP - RODRIGUEZ (by POLANCO)  
 W - POLANCO - 2 ROBERSON  
 BALK -  
 CS -

PB - T - 2:30 A - 8:05 P

CITY - INDIANAPOLIS, IN

Date: 5/11/66

NICARAGUA						USA					
AB	R	H	RBI	AB	R	H	RBI	AB	R	H	RBI
PADILLA	CF	3	1	0	0	WIMMER	RF	5	2	4	4
TALAVERA	LF	4	0	1	0	RODRIGUEZ	ZB	5	2	2	1
PORRAS	1B	4	0	1	0	HAMMONDS	CF	4	1	1	2
ROA	ZB-3B	4	1	3	1	NEVIN	3B	5	1	3	3
VEGA	RF	2	0	0	0	MOLER	1B	1	0	0	0
GONZALEZ	DH	3	0	1	0	MCGUIRE	1B	2	0	1	0
AVELLAN	SS	3	0	0	0	ROBERTS	DH	3	0	0	0
VALLEJOS	C	3	0	1	0	KIESCHNICK	DH	2	1	1	0
CARDOZE	3B	2	0	0	0	GARCIA PARRA	SS	3	2	2	0
BERRIOS	ZB	2	0	0	0	MCCONNELL	PH	1	1	1	0
						WILSON	SS	0	0	0	0
						JOHNSON	C	0	0	0	0
						VARTER	C	3	0	0	0
						MURRAY	LF	1	1	0	0
						TUCKER	LF	2	1	1	1
Totals						Totals					
30						37					
2						12					
7						16					
1						11					

	0	1	2	3	4	5	6	7	8	9	10	11	12	13	14	Tot.
NICARAGUA	0	1	1	0	0	0	0	0	0	0						2
USA	2	2	0	1	0	0	1	6	X							12

E - GARCIA PARRA PORRAS TALAVERA  
 DP - USA - 4  
 LOB - NIC - 7 USA - 6  
 ZB - ROA WIMMER NEVIN KIESCHNICK TUCKER MCGUIRE  
 1B - ROA  
 HR - HAMMONDS (1) NEVIN (1)  
 SB - GARCIA PARRA (2) HAMMONDS (3) WIMMER (3)  
 S - VARTER SF -

	IP	H	R	ER	BB	SO
NICARAGUA	1 2/3	4	4	4	2	1
CUEVAS - L (1-1)	5 1/3	5	2	2	1	5
REYES	0	2	2	2	0	0
SILVA	1/3	3	3	3	0	1
ZELAYA	2 2/3	2	1	1	0	0
MIRANDA						

	IP	H	R	ER	BB	SO
USA	3	3	2	1	6	0
VALDES	3	2	0	0	0	6
ALKIRE - W (1-0)	2	1	0	0	0	2
DAVIS	1	1	0	0	0	0
DREIFORT						

SILVA PITCHED TO 2 IN 8th  
 HBP - Hammonds (by Reyes)  
 VP - VALDES Reyes  
 BALK -  
 GS - MOLER  
 CITY - Millington, TN  
 T - 2:57 A - 2,965



JPN		AB	R	H	RBI	USA		AR	R	H	RBI
NISHI	SS	4	1	0	0	WIMMER	SS	5	2	4	4
ODA	ZB	5	0	1	1	TUCKER	LF	3	2	0	0
MANAKA	CF	4	2	2	1	NEVIN	3B	3	2	1	0
IREI	LF	2	2	2	1	KIESCHNICK	DH	3	0	1	0
JINNO	DH	3	2	2	1	WILSON	DH	2	2	1	3
AMANO	1B	2	0	0	0	MCCONNELL	RF	4	0	1	1
CHIKUMA	PH	1	0	0	0	MOLER	C	5	1	2	2
TAKADA	1B	0	0	0	0	RODRIGUEZ	ZB	5	0	1	0
KOKUBO	3B	4	1	1	2	MCGUIRE	1B	4	2	1	1
TAGUCHI	C	4	1	1	2	MURRAY	CF	3	2	1	1
WATANABE	PR	0	1	0	0						
IMADA	RF	3	0	0	0						
SUGIMURA	RF	0	0	0	0						
INDE	PH	1	0	1	0						
Totals		36	10	10	8	Totals		37	13	13	12

	1	2	3	4	5	6	7	8	9	10	11	12	13	14	Tot.
JPN	1	2	1	2	2	0	0	1	1						10
USA	1	3	3	0	0	3	0	3	X						13

E - NISHI-2, MCCONNELL, MOLER  
LOB - JPN - 3 USA - 6

DP -  
ZB - ODA JINNO MANAKA MCGUIRE MURRAY IREI MOLER

B - WILSON  
HR - WIMMER(2) TAGUCHI(1) KOKUBO(1)

SB - TUCKER(2) MCCONNELL(1) NEVIN(1)

S - AMANO

	IP	H	R	ER	RR	SO
JPN	2 2/3	6	6	5	2	3
KIMURA	3	3	3	3	2	1
SEKINE - L(0-1)	0	2	1	1	0	0
MONNA	2 1/3	2	3	3	2	2
TSURUTA						

	IP	H	R	ER	RR	SO
USA	3	5	4	3	1	1
GRANGER	3	2	4	2	2	1
ROBERTS - W(1-0)	2	1	1	0	0	1
GREENE	1	2	1	1	0	2
ROBERSON						

MONNA PITCHED TO 2 IN 6th

HBP - ROBERSON

PB - MOLER

T - 3:05 A - 5,865

CS - IREI RODRIGUEZ WIMMER

CITY - MILLINGTON, TN

Date: 6/21/72

USA		AB	R	H	RBI	JAPAN		AB	R	H	RBI
WIMMER	2B	3	0	1	0	NISHI	SS	3	0	0	0
TUCKER	DH	3	0	0	0	ODA	2B	4	0	1	0
IESCHNICK	DH	0	0	0	0	MANAKA	CF	4	0	0	0
RODRIGUEZ	DH	1	1	1	2	IREI	LF	4	0	0	0
MOLER	PR	0	0	0	0	KOKUBO	3B	2	0	0	0
HAMMONDS	CF	5	1	2	3	JINNO	DH	1	0	0	0
NEVIN	3B	5	1	2	0	WATANABE, M.	DH	3	1	1	1
MCGUIRE	1B	3	0	0	0	TAKADA	1B	2	0	0	0
MCCONNELL	RF	3	0	2	0	CHIKUMA	RF	2	0	1	0
JOHNSON	C	1	0	0	1	ICHIKUNATA	C	2	0	1	0
VARITEK	C	2	0	0	0	YANGASAWA	C	1	0	0	0
GARCIA-PARRA	SS	2	0	0	0						
WILSON	SS	1	1	0	0						
MURRAY	LF	2	2	0	0						

Totals		31	6	8	6	Totals										
		1	2	3	4	5	6	7	8	9	10	11	12	13	14	Tot.
USA		0	1	0	0	0	0	0	3	2						6
JAPAN		0	1	0	0	0	0	0	0	0						1

LOB - USA - 7 JPN - 4

- 2B - RODRIGUEZ
- 3B -
- HR - TAKADA (1) HAMMONDS (2)
- SB - MANAKA - 2 (2) MCCONNELL (2) MURRAY (3)
- S - MCCONNELL WIMMER - 2

USA	IP	H	R	ER	BB	SO
HELLING	3	4	1	1	2	4
ANDERSON	3	0	0	0	0	3
DREIFORT - W (1-0)	2	0	0	0	0	4
DAVIS	1	0	0	0	0	2

JAPAN	IP	H	R	ER	BB	SO
WATANABE, H. - L (0-1)	7 1/3	4	4	4	4	8
SASAKI	1	2	2	2	1	1
ONISHI	2 1/3	2	0	0	0	1

- HR - WILSON (by SASAKI)
- WP - WATANABE HELLING
- BALK - WATANABE
- CS - MOLER
- CITY - MILLINGTON, TN
- FB -
- T - 3:20 A - 4, 2B

OFFICIAL BOXSCORE

Game No. 11

Date: 6/23/92

JAPAN						USA					
	AB	R	H	RBI		AB	R	H	RBI		
NISHI	55-213	4	1	2	0	MURRAY	2	0	2	2	
OHYA	2B	2	0	0	0	TUCKER	2	0	0	0	
DE	SS	2	1	2	0	HAMMONDS	2	1	2	0	
MANAKA	CF	2	1	1	0	NEVIN	3	0	1	1	
IREI	LF	4	0	0	0	WILSON	0	0	0	0	
KOKUBO	3B	3	3	2	1	MOLER	2	0	0	0	
AMANO	1B	3	1	3	3	JOHNSON	1	0	1	0	
TAKADA	DH	4	0	2	1	MCGUIRE	3	1	2	0	
TAGUCHI	C	4	0	1	1	MCCONNELL	1	1	1	0	
H. WATANABE	RF	1	0	0	0	ROBERTS	1	0	0	0	
KAMI	PH	1	0	0	0	GARCIPARRA	2	0	0	0	
SUJIMURA	RF	2	0	0	0	RODRIGUEZ	2	0	0	0	
						WIMMER	1	1	1	1	
Totals						Totals					
32						22					
7						4					
13						10					
6						4					

	1	2	3	4	5	6	7	8	9	10	11	12	13	14	Tot.	
JAPAN	0	1	3	0	0	0	3	Game STOPPED IN								7
USA	0	2	1	0	0	0	1	Bottom of 7th by Time								4

E - MURRAY  
 DP -  
 2B - KOKUBO-2 MCGUIRE HAMMONDS TAKADA MURRAY  
 3B -  
 HR - WIMMER (3)  
 SB - MURRAY (4) NISHI (1) AMANO-2(2) HAMMONDS (4)  
 S - AMANO GARCIPARRA TUCKER MANAKA SE -

	IP	H	R	ER	BB	SO
JAPAN	3	5	3	3	2	1
ONISHI	3	3	0	0	2	1
TSURUTA - W (1-0)	1/3	2	1	1	0	0
H. WATANABE						

	IP	H	R	ER	BB	SO
USA	3	5	4	4	1	2
ADAMS - L (1-1)	3	4	0	0	0	5
WALLACE	1	4	3	3	1	1
ROBERSON						

BP - MURRAY by ONISHI  
 W - ADAMS WALLACE ROBERSON  
 BALK -  
 CS - MURRAY-2 MCGUIRE AMANO  
 CITY - CHICAGO, IL (COMISKEY PARK)  
 PB -  
 T - 2:30 A - N/A



OFFICIAL BOXSCORE

Game No. 13

Date: 6/26/92

JAPAN					USA					
	AB	R	H	RBI		AB	R	H	RBI	
JAPAN					WIMMER	SS	3	0	1	0
IMADA RF	1	0	0	0	GARCIAPARRA	SS	1	0	1	1
WATANABE RF	1	0	1	0	TUCKER	DH	1	0	0	0
GIMURA RF	0	0	0	0	WILSON	DH	2	1	1	0
CHIKUMA RF	1	0	0	0	McCONNELL	RF	3	1	1	0
INDE 2B-3B	4	1	2	0	NEVIN	3B	4	0	0	0
NISHI DH	4	0	1	0	MCGUIRE	1B	3	1	0	0
IREI LF	3	0	0	1	MURRAY	CF	4	0	2	2
MANAKA CF	3	0	0	0	JOHNSON	C	3	0	0	0
TAKADA 1B	3	0	0	0	MOLEC	C	0	0	0	0
KAMI 3B	2	0	0	0	ROBERTS	LF	3	1	0	0
TAGUCHI PH	1	0	1	0	RODRIGUEZ	2B	2	0	0	0
ODA 2B	0	0	0	0						
YANAGISAWA C	3	0	0	0						
JINNO SS	1	0	1	0						
AMANO SS	0	0	0	0						
Totals	27	1	6	1	Totals	29	4	6	3	

	1	2	3	4	5	6	7	8	9	10	11	12	13	14	Tot.
JAPAN	0	0	0	1	0	0	0	0							1
USA	0	0	0	0	0	3	1	0							4

E - INDE SUGIMURA      LOB - JPN - 5      USA - 5

DP - MURRAY NISHI TAGUCHI

3B -

HR -

SB - TUCKER (9)

S - RODRIGUEZ

JPN H. Watanabe - L (0-2)

MONNA

	IP	H	R	ER	BB	SO
USA	3	0	0	0	1	2
ALKIRE	3	5	1	1	1	1
HELLING - W (1-1)	1	1	0	0	1	1
DAVIS	1	0	0	0	0	0
GREENE - S (2)						

Davis Pitched TO 1 in 8th

P - TUCKER (by Watanabe) McCONNELL (by Watanabe)

WP - PB - Yanagisawa T - 2:50 A - N/A

BALK - H. WATANABE

CS - JINNO GARCIAPARRA

CITY - SEATTLE, WA (Kingdome)

OFFICIAL BOXSCORE

Game No. 14

Date: 6/28/92

USA					JAPAN				
AB	R	H	RBI	AB	R	H	RBI		
WIMMER 2B-SS	4	0	0	0	NISHI SS	3	0	0	
MURRAY CF	3	1	0	0	AMANO 1B	3	1	1	
MCCONNELL RF	3	1	0	0	MANAKA CF	3	1	1	
NEVIN DH	1	0	0	0	IREZ RF	2	0	1	
TUCKER DH	1	1	1	2	TAKADA DH	3	0	0	
MCGUIRE 1B	2	0	1	1	ODA 2B	1	0	0	
VARITEK C	1	1	1	0	KAMI 3B	2	0	0	
MOLER C-1B	3	2	2	1	YANAGISAWA C	1	0	0	
ROBERTS LF	3	0	1	2	TAGUCHI C	1	0	0	
WILSON 3B	3	0	0	0	M. WATANABE LF	2	0	0	
GARCIAPARRA SS	2	0	0	0					
RODRIGUEZ 2B	0	0	0	0					
Totals	26	6	6	6	Totals	21	2	3	

	1	2	3	4	5	6	7	8	9	10	11	12	13	14	Tot.
USA	0	1	0	1	0	4			GAME STOPPED					6	
JAPAN	0	0	0	2	0	0			BY TIME LIMIT					2	

R - ANDERSON NISHI  
LOB - USA - 5 JPN - 3

DP -  
2B - MOLER


3B -  
HR - MOLER (1) MANAKA (1) TUCKER (1)

SB - MURRAY (5)  
SF -

S -	IP	H	R	ER	BB	SO
USA	4	2	2	2	2	3
ANDERSON	1	0	0	0	0	1
GREENE - W (1-0)	1	1	0	0	0	1
DREIFORT						

JAPAN	IP	H	R	ER	BB	SO
SASAKI	3	1	1	1	0	0
MONNA	2	1	1	1	1	2
ONISHI - (0-2)	1	4	4	4	2	0

HBP -  
WP - MONNA  
BALK -  
CS -  
PB -  
CITY - ST. LOUIS, MO BRUSH STADIUM  
T - 1:40 A - N/A



2160 Greenwood Ave.  
 Trenton, NJ 08609  
 (609) 586-2881  
 (609) 587-1818 FAX

Team USA Tour  
 An Activity of



National Governing  
 Body



Major Sponsor  
 Team USA



Official Sponsor  
 Team USA Tour



Official Sponsor  
 Team USA Tour



Presenter  
 Team USA Tour

TEAM USA OFFICIAL BOXSCORE

GAME # - 15  
 DATE - June 30, 1992

USA	AB	R	H	RBI	CUBA	AB	R	H	RBI
Wimmer SS-2B	4	0	1	0	Estrada RF	5	1	1	0
Tucker LF	3	1	2	1	Pacheco 2B	5	3	4	4
Garcia 2B	1	0	0	0	Linares 3B	5	1	3	3
Hammonds CF	3	0	1	0	Kindelan LF	5	1	0	0
Murray CF	0	0	0	0	Gurriel 1B	4	1	2	1
Nevin 3B	4	0	0	0	Vargas DH	3	3	2	2
McGuire 1B	4	0	0	0	V. Mesa CF	4	3	3	6
Moler DH	3	0	0	0	A. Hernandez C	3	2	1	0
McConnell RF	2	0	0	0	G. Mesa SS	4	1	1	0
Roberts RF	1	0	0	0					
Johnson C	2	0	0	0					
Varitek C	1	0	0	0					
Rodriguez 2B	2	0	0	0					
Wilson SS	1	0	0	0					
<b>TOTALS</b>	<b>31</b>	<b>1</b>	<b>4</b>	<b>1</b>	<b>TOTALS</b>	<b>38</b>	<b>16</b>	<b>17</b>	<b>16</b>

USA	0	0	0	0	0	1	--	1
CUBA	0	4	2	0	0	7	2	16

E - Johnson G. Mesa

DP - USA - 1                      LOB - USA - 5    CUB - 5

HR - V. Mesa - 3 (1, 2, 3)    Pacheco - 2 (1,2)    Vargas (1)  
 Linares (1)    Tucker (2)

SB - Hammonds (5)    V. Mesa (1)    Murray (6)    SF - Gurriel


USA	IP	H	R	ER	BB	SO
Wallace - L (1-1)	2.1	6	6	6	2	1
Adams	2.2	5	4	4	3	5
Roberson	3	6	6	6	0	3

CUBA	IP	H	R	ER	BB	SO
Fernandez - W (1-0)	6	4	1	1	1	4
Ajete	2	0	0	0	0	4
Rojas	1	0	0	0	0	3

Adams pitched to 5 in 6th

HBP - Murray (by Rojas)                      CS - V. Mesa

T - 3:19    A - 30,000    SITE - Holguin, Cuba



2160 Greenwood Ave.  
Trenton, NJ 08609  
(609) 586-2381  
(609) 587-1818 FAX

Team USA Tour  
An Activity of



National Governing  
Body



Major Sponsor  
Team USA



Official Sponsor  
Team USA Tour



Official Sponsor  
Team USA Tour

TEAM USA OFFICIAL BOXSCORE



Presenter  
Team USA To

GAME # - 16  
DATE - July 1, 1992

CUBA		AB	R	H	RBI	USA	AB	R	H	I
Estrada	CF	4	0	1	0	Wimmer	2B	3	1	1
Vargas	3B	3	0	2	0	Tucker	LF	3	1	2
Linares	SS	3	0	1	0	McConnell	RF	0	1	0
Martinez	DH	3	1	0	0	Nevin	DH	4	1	1
Rodriguez	C	4	0	0	0	McGuire	1B	4	0	0
Urrutia	RF	3	1	1	0	Roberts	RF-LF	3	1	1
Colina	1B	3	0	0	0	Murray	CF	4	0	1
Padilla	2B	4	0	2	1	Wilson	3B	4	1	1
Ulacia	LF	2	0	0	1	Johnson	C	3	1	0
						Varitek	C	1	0	1
						Garcia	SS	2	1	0
<b>TOTALS</b>		<b>29</b>	<b>2</b>	<b>7</b>	<b>2</b>	<b>TOTALS</b>		<b>31</b>	<b>8</b>	<b>8</b>

CUBA	0	2	0	0	0	0	0	0	--	2
USA	2	2	1	0	0	1	2	0	x	8

E - Vargas Wilson DP - USA - 1 LOB - CUB - 8 USA  
 2B - Padilla Varitek  
 HR - Roberts (1) Wilson (2) Nevin (4)  
 S - Wimmer SF - Ulacia

CUBA	IP	H	R	ER	BB	SO
Diaz - L (0-1)	4	5	5	5	0	2
Valdez	3	2	3	3	1	4
Despaigne	1	1	0	0	0	0

USA	IP	H	R	ER	BB	SO
Alkire - W (2-0)	5	3	2	2	6	4
Greene - S (3)	4	4	0	0	1	4

Alkire pitched to 2 in 6th

HBP - Roberts (by Diaz) Garcia (by Diaz) - 2  
 WP - Diaz Valdez - 2 Balk - Alkire CS - Colina  
 T - 2:38 ATT - 30,000 SITE - Holguin, Cuba



Date: 7/2/92

USA		AB	R	H	RBI	CUBA		AB	R	H	RBI
RODRIGUEZ	2B	5	1	2	1	VARGAS	DH	5	3	3	0
MURRAY	CF	5	0	3	2	PACHECO	2B	5	3	2	2
TUCKER	LF	4	0	0	1	LINARES	3B	5	2	3	1
EVINI	3B	5	1	2	0	KINDELAN	LF	4	3	2	0
LOLER	1B	5	0	0	0	GURRIEL	1B	4	1	1	2
MCCANNELL	RF	4	1	2	0	V. MESA	CF	4	2	2	4
WILSON	DH	2	0	0	0	URRUTIA	RF	4	3	2	1
HAMMONDS	DH	2	0	0	0	DELGADO	C	4	0	1	2
VARITEK	C	2	1	0	0	G. MESA	SS	5	0	1	2
JOHNSON	C	1	0	0	0						
GARCIA PARRA	SS	3	2	1	1						
Totals		38	6	10	5	Totals		40	17	17	17

	1	2	3	4	5	6	7	8	9	10	11	12	13	14	Tot.
USA	0	0	0	0	0	1	3	0	2						6
CUBA	5	0	0	5	1	0	0	6	X						17

E - RODRIGUEZ (GARCIA PARRA) NEVIN PACHECO  
 DP -  
 2B - DELGADO URRUTIA G. MESA LINARES  
 3B -  
 - KINDELAN (1) GARCIA PARRA (2) PACHECO (3) V. MESA (4)  
 SB - TUCKER (10) MURRAY (7)  
 SF - GURRIEL

USA	IP	H	R	ER	BB	SO
ROBERTS - L (1-1)	1	4	5	0	1	0
VALDES	2 1/3	3	3	1	0	1
DREIFORT	1 2/3	3	3	3	1	1
GRANGER	2	1	0	0	1	6
DAVIS	1	6	6	6	0	0


CUBA	IP	H	R	ER	BB	SO
O. HERNANDEZ - W (1-0)	6	2	1	1	1	6
ARROTO - S (1)	3	8	5	2	1	3

HBP - DELGADO (by Valdes) VARITEK (by ARROTO)  
 WP - VALDES GRANGER - 2 ARROTO  
 PB -  
 GS - G. MESA VARGAS  
 CITY - HOLGUIN, CUBA  
 T - 3:17 A - 80,000

Howe Sportsdata International, Inc. Official Scorer Report Form - FAX: (617) 737-9960 Boston, MA San Mateo, CA

League: Pre-Olympic Exhibition Game  
 Scorer: David Einspahr  
 Site: Mile High Stadium - Denver  
 Date of Game: Sat. July 4, 1992  
 Time of Game: 7:29 PM  
 Attendance: 61,165  
 Umpires: Bill Paul, Robert Kuy, Bill Davis, Paul St. Louis, Brennan, Jeff Dool, Hank King  
 V: Tom Starnelli, Rick Donnelly, Kelly Weather  
 Weather: Mostly Cloudy, 88°, 17%, SE 9

Visitor Batting	POS	AB	R	H	TR	2B	3B	HR	RBI	SB	IP	BB	SO	CS	OP	PO	A	E	CS			
Vargas	DH	4	1	1	1			1														
Pacheco	2B	5	3	4	9	2		1	1							3	2					
Linares	3B	5	2	2	4			1	2							1	8					
Kindolan	LF	4	1	1	1			1														
Ventura	LF	0																				
Gurriel	1B	4						1	1							2						
Mesa, Jr.	CF	4		1	2	1		1	1							2			1			
Estrada	RF	4	2	2	3	1										1			2			
Hernandez	C	2	2	2	5			1	2										3			
Delgado	C	2														1			1			
Mesa, G.	SS	4							1										5			
Perez	P																		2			
Despaigne	P																					
Rojas	P																					
Last Batter in Game		Mesa, J.																				
Visitor Batting Totals		38	11	13	25	4	1	2	10	2		2	6	1		27	16	1				
MUST EQUAL HOME PITCHING TOTALS																						
Visitor Pitching	W	L	IP	H	AB	TR	R	ER	HR	SH	SB	IP	BB	SO	WR	BK	OS	GF	BB	CS		
Perez	W	5	5	20	22	5	4					1	1	3				1	2			
Despaigne		0	1	2	3	5	2	2				1	1									
Rojas		5	3	2	2	13	13	0	0					1				1	1			
Visitor Pitching Totals		W	5	9	25	30	7	6				2	2	4				1	1	3		
MUST EQUAL HOME PITCHING TOTALS																						
Home Batting	POS	AB	R	H	TR	2B	3B	HR	RBI	SB	IP	BB	SO	CS	OP	PO	A	E	CS			
Wimmer	2B	5														1	3	1				
Tucker	DH	5		1	1				2													
Hammonds	CF	5														1			5			
Neuin	2B	4	1										1	1					2			
McCormell	RF	3	1	1	1														3			
Roberts	LF	4	1	1	1														2			
Moler	1B	2	2	2	2				1										4			
Johnson	C	3	1	2	2				2										6			
Rodriguez	PR	0																				
McGuire	1B	1																	6			
Garcinaparra	SS	1	1																1			
Wilson	SS	2		2	2				1										2			
Anderson	P																		1			
Adams	P																					
Greene	P																					
Last Batter in Game		Neuin																				
Home Batting Totals		36	7	9	9				6			2	2	4	3		27	9	3			
MUST EQUAL VISITOR PITCHING TOTALS																						
Home Pitching	W	L	IP	H	AB	TR	R	ER	HR	SH	SB	IP	BB	SO	WR	BK	OS	GF	BB	CS		
Anderson	L	3	2	7	16	20	6	5	1	2		2	2	2				1				
Adams		2	1	4	11	11	4	3						4					1			
Greene		3	2	11	11	11	1	1										1				
Home Pitching Totals		L	9	13	38	42	11	9	2	2		2	2	6				1	1	1		
MUST BE SAME																						
Score By Innings	1	2	3	4	5	6	7	8	9	10	11	12	13	14	15	16	17	18	19	R	H	E
Cuba	0	2	3	2	0	4	1	1	0											11	13	1
USA	0	2	0	0	3	2	0	1	0											7	9	3



TEAM USA OFFICIAL BOXSCORE

Presenter  
Team USA Tour

GAME # - 19  
DATE - July 5, 1992

2160 Greenwood Ave.  
Trenton, NJ 08609  
(609) 586-2381  
(609) 587-1818 FAX

Team USA Tour  
An Activity of



National Governing  
Body



Major Sponsor  
Team USA



Official Sponsor  
Team USA Tour



Official Sponsor  
Team USA Tour

USA	AB	R	H	RBI	CUBA	AB	R	H	RI
Wimmer	2B	4	1	1	Ulacia	LF	3	0	0
Murray	LF	3	0	2	Estrada	PH	0	0	0
Hammonds	CF	4	0	1	Pacheco	2B	4	0	0
Nevin	3B	1	0	0	Linares	3B	4	0	1
Moler	1B-C	2	0	0	Gurriel	1B	3	0	0
Wilson	SS	4	0	0	Martinez	DH	2	0	0
Roberts	RF	4	1	1	Vargas	3B	2	0	1
Johnson	C	3	0	0	V. Mesa	CF	3	0	0
McGuire	1B	0	1	0	Rodriguez	C	2	0	0
Garcia-parra	DH	2	0	0	Delgado	C	1	0	0
Tucker	DH	1	0	0	Urrutia	RF	3	0	1
<b>TOTALS</b>		<b>28</b>	<b>3</b>	<b>5</b>	<b>3</b>	<b>TOTALS</b>	<b>27</b>	<b>0</b>	<b>3</b>

USA	0	2	0	0	0	0	0	1	-	3	Game stopped by time
CUBA	0	0	0	0	0	0	0	0	-	0	

E - Nevin-2  
LOB - USA - 11    CUB - 6    DP - USA 1  
2B - Linares Wimmer  
HR - Roberts (2)  
SB - Murray-2 (8,9)    Nevin-2 (2,3)    Moler (3)    Tucker (11)

USA	IP	H	R	ER	BB	SO
Helling	3.2	3	0	0	1	2
Dreifort - (2-0)	3.1	0	0	0	1	4
Granger - S (1)	1	0	0	0	0	0

CUBA	IP	H	R	ER	BB	SO
Valdes - L (0-1)	2	2	2	2	5	2
Diaz	6	3	1	1	4	3

Valdes pitched to 1 in 3rd

HBP - Murray (by Diaz)  
BK -Valdes    PB - Johnson    CS - Murray  
T - 2:30    SITE - Minneapolis, MN



OFFICIAL BOXSCORE

Game No. 21

Date: July 7, 1992

USA		AB	R	H	RBI	CUBA		AB	R	H	RBI
WIMMER	2B	4	0	0	0	ULACIA	RF	3	0	0	0
TUCKER	LF	3	0	0	0	URRUTIA	LF	1	0	0	0
HAMMONDS	CF	3	0	0	0	VARGAS	3B	3	0	1	0
NEVIN	3B	3	0	1	0	PADILLA	3B	0	0	0	0
MOLER	C	2	0	1	0	PACHECO	2B	5	2	1	1
VARITEK	C	1	0	0	0	KINDELAN	LF	2	1	1	0
MCCONNELL	RF	3	0	0	0	ESTRADA	RF	0	0	0	0
ROBERTS	PH	1	0	0	0	MARTINEZ	DH	3	1	1	1
WILSON	DH	2	0	0	0	V. MESA	CF	2	0	0	0
RODRIGUEZ	DH	1	0	0	0	COLINA	1B	4	0	0	1
GIMBI	1B	4	0	0	0	A. HERNANDEZ	C	3	2	1	0
GARCIAPARRA	SS	2	0	1	0	G. MESA	SS	4	0	0	0
Totals		29	0	3	0	Totals		30	6	5	3

	1	2	3	4	5	6	7	8	9	10	11	12	13	14	Tot.
USA	0	0	0	0	0	0	0	0	0						0
CUBA	0	2	1	0	1	1	0	1	X						6

E - GARCIAPARRA-2 NEVIN MCCONNELL HAMMONDS WIMMER  
 DP - USA-2  
 LOB - USA-8 CUBA-9

2B - MOLER MARTINEZ AHERNANDEZ  
 3B -  
 HR -

SB - MARTINEZ (1) TUCKER (13)  
 SF - MARTINEZ

	IP	H	R	ER	BB	SO
USA	4	3	4	1	2	0
KIRKREIT - L (0-1)	1	0	0	0	0	1
DREIFORT	2	1	1	0	3	1
VILLONE						

	IP	H	R	ER	BB	SO
CUBA	4	1	0	0	2	2
O. FERNANDEZ	4	2	0	0	3	2
O. HERNANDEZ - W (1-0)	1	0	0	0	0	3
VALDES						

KIRKREIT PITCHED TO 2 IN 5<sup>TH</sup>  
 HBP - VARGAS (by KIRKREIT) MOLER (by FERNANDEZ)  
 WP - DREIFORT VILLONE DAVIS  
 BALK - O. FERNANDEZ  
 CS -  
 CITY - MILLINGTON, TN  
 PB -  
 T - 3:25 A - 7,087



OFFICIAL BOXSCORE

Game No. 23

Date: July 9, 1992

USA					KOREA												
	AB	R	H	RBI		AB	R	H	RBI								
MURRAY	LF	4	0	0	0	JH RYU	SS	3	0	0	0						
WIMMER	SS	2	0	1	0	KH CHOI	RF	3	1	0	1						
GARCIAPARRA	SS	1	0	0	0	SS KANG	1B	3	0	0	0						
HAMMONDS	CF	4	1	1	0	JH SHIN	LF	3	0	1	1						
TUCKER	DH	4	1	2	0	H-S PARK	ZB	2	1	1	1						
MADLER	C	2	0	0	0	JW BAEK	CF	3	0	1	0						
GIAMBI	1B	3	0	1	1	WK HONG	3B	3	0	0	0						
WILSON	3B	3	0	0	1	YJ KIM	C	1	0	0	0						
McConnell	RF	4	0	0	0	GM CHOI	C	1	1	0	0						
RODRIGUEZ	ZB	3	0	0	0	CF KANG	DH	1	0	0	0						
						DI HA	DH	2	1	1	0						
Totals					30	2	5	2	Totals					23	4	4	3

	1	2	3	4	5	6	7	8	9	10	11	12	13	14	Total
USA	0	1	0	0	0	1	0	0	0						2
KOREA	0	0	0	0	1	3	0	0	X						4

E - GIAMBI  
 DP - KOR-1  
 2B - WIMMER HAMMONDS  
 3B -  
 HR - H-S PARK (1)  
 SB - H-S PARK (1) GARCIAPARRA (4)  
 S - WILSON JH RYU KH CHOI  
 SP -

LOB - USA - 6 KOR - 1

	IP	H	R	ER	BB	SO
USA	3	0	0	0	0	5
HELLING	2 1/3	2	4	3	1	0
GRANGER - L (0-1)	2/3	2	0	0	1	0
VALDES	1 2/3	0	0	0	0	1
DREIFORT						

	IP	H	R	ER	BB	SO
KOREA	5 2/3	5	2	2	2	2
B-H JUN	2 1/2	0	0	0	1	4
S-M CHO - W (1-0)						

VALDES PITCHED TO 2 IN 7th  
 LBP - GIAMBI (by S-M CHO)  
 WP - B-H JUN GRANGER  
 BALK -  
 CS - H-S PARK  
 CITY - BUFFALO, NY  
 PB -  
 T - 2:50 A - 13,762

OFFICIAL BOXSCORE

Game No. 24

Date: July 11, 1992

KOREA					USA												
	AB	R	H	RBI		AB	R	H	RBI								
J-H RYU	SS	4	1	4	2	MURRAY	LF	4	2	2	0						
T CHOI	RF	4	0	1	0	GIAMBI	1B	4	1	2	0						
C-I KANG	RF	0	0	0	0	HAMMONDS	CF	4	1	2	0						
S-S KANG	1B	3	0	0	0	TUCKER	DH	3	1	1	1						
M-H HER	1B	1	0	0	0	NEVIN	3B	5	2	3	5						
J-B SHIN	LF	4	0	1	0	WILSON	SS	4	1	0	0						
D-Z HA	DH	3	0	0	0	MCCONNELL	RF	1	0	1	0						
H-S MOON	DH	1	0	0	0	ROBERTS	RF	3	0	0	0						
H-S PARK	2B	4	1	1	0	JOHNSON	C	3	1	1	0						
J-W BAEK	CF	2	0	1	0	GARCIA-PARRA	2B	3	1	1	1						
D-J KIM	3B	3	1	1	1												
J-S JEONG	C	1	1	0	0												
G-M CHOI	C	1	0	0	0												
Totals					31	4	9	3	Totals					34	10	13	7

	1	2	3	4	5	6	7	8	9	10	11	12	13	14	Tot.
KOREA	1	0	0	0	1	0	2	0	0						4
USA	8	0	0	1	0	0	0	1	X						10

E - J-B SHIN J-H RYU G-M CHOI  
 DP - USA-1 KOR-1  
 - NEVIN J-H RYU  
 3B -  
 HR - J-H RYU (1) NEVIN - 2 (5, 6)  
 SB - HAMMONDS (2) MURRAY (2) D-J KIM (1) J-H RYU (1) TUCKER - 2 (15, 16)  
 S - HAMMONDS GARCIA-PARRA SF -

	IP	H	R	ER	BB	SO
KOREA						
M-T CHA - 6 (0-1)	2 2/3	6	8	6	3	0
S-D LIM	3 1/3	4	1	1	1	5
J-W SHIN	3	1	0	0	2	0
K-S SON	1	2	1	1	0	0

	IP	H	R	ER	BB	SO
USA						
WALLACE - V (2-2)	6	5	2	2	2	2
ADAMS	2	4	2	2	0	0
GREENE	1/3	0	0	0	0	0

GAME STOPPED WITH 1 OUT IN 9TH BY TIME  
 WP -  
 PB -  
 T - 2:46 A - N/A  
 BALK -  
 GS - J-W BAEK  
 CITY - BALTIMORE, MD



OFFICIAL BOXSCORE

Date: July 12, 1992

Game No. 25

USA	AB	R	H	RBI	KOREA	AB	R	H	RBI
Calvin Murray	4	0	0	0	Ji-Hyun Ryu	4	0	0	0
Jason Giambi	1	0	0	0	Kyunghwan Choi	4	0	2	0
Craig Wilson	2	0	0	0	Hyun-Sung Park	4	0	0	0
Jeffrey Hammonds	4	1	1	1	Jae-Bak Shim	4	0	0	0
Phil Nevin	4	0	0	0	Deuk-In Ha	4	0	1	0
Michael Tucker	1	1	0	0	Jae-Hoo Baek	3	0	1	0
Chris Wimmer	2	0	0	0	Sang-Soo Kang	2	1	1	0
Jason Moler	1	0	0	0	Won-Ki Hong	3	0	1	0
Jason Varitek	1	0	0	0	Gai-Moon Choi	2	0	0	1
Charles Johnson	3	0	0	0					
Nomar Garciaparra	3	0	0	0					
Totals	26	2	1	1	Totals	32	1	6	1

USA	1	2	3	4	5	6	7	8	9	10	11	12	13	14	Tot.
USA	0	0	0	0	1	1	0	0	0						2
KOREA	0	0	1	0	0	0	0	0	0						1

E - NEVIN G-M CHOI  
 DP - KOR-1 LOB - USA-2 KOR-4

B -  
 3B -

HR - Hammonds (3)

SB - Giambi (2) Tucker (2) (17, 18)

S - Moler S-S Kang SF - G-M Choi

USA	IP	H	R	ER	BB	SO
Villone - W (1-0)	6	6	1	0	0	6
Dreifort - S (2)	3	0	0	0	0	1

KOREA	IP	H	R	ER	BB	SO
S-D Lim - L (0-1)	6	1	2	2	3	6
S-M Cho	3	0	0	0	0	2

S-D Lim Pitched to 1 in 7th Villone Pitched to 2 in 7th

IP - Giambi (by S-D Lim) PB -

WP - S-D Lim T - 3:00 A - 5:08

BALK -  
 CS - K-H Choi W-K Hong  
 CITY - CHARLOTTE, NC

OFFICIAL BOXSCORE

Game No. 26

Date: July 13, 1992

KOREA		AB	R	H	RBI	USA		AB	R	H	RBI
J-H RYU	SS	4	0	1	1	WIMMER	ZB	5	2	3	0
L CHOI	RF	5	0	0	0	TUCKER	LF	4	2	2	2
D-T HA	DH	5	1	2	0	HAMMONDS	CF	4	2	1	2
T-B SHIM	LF	4	2	1	1	NEVIN	3B	4	1	2	2
H-S PARK	ZB	3	1	0	0	WILSON	1B	5	0	1	1
J-W BAEK	CF	2	0	1	1	VARITEK	DH	4	0	1	0
S-S KANG	1B	4	2	1	1	ROBERTS	RF	4	0	1	0
D-T KIM	3B	1	0	0	0	JOHNSON	C	3	1	1	0
HONG	3B	3	0	1	1	GARCIPARRA	SS	3	3	0	0
Y-J KIM	C	0	0	0	0						
G-M CHOI	C	3	1	1	1						
Totals		34	7	8	6	Totals		36	11	14	9

	1	2	3	4	5	6	7	8	9	10	11	12	13	14	Tot.
KOREA	0	0	1	3	2	0	0	1	0						11
USA	2	2	0	4	0	0	0	3	X						7

E - NEVIN GARCIPARRA J-H RYU GREENE S-D LIM  
 DP - USA-1 LOB - KOR-6 USA-5

1B - TUCKER-2 VARITEK JOHNSON  
 3B - J-B SHIM WIMMER  
 HR - G-M CHOI(1) HAMMONDS(4) NEVIN(2)  
 SB - TUCKER(10) HAMMONDS(8) WIMMER(5)  
 S - J-W BAEK GARCIPARRA

SE - TUCKER

	IP	H	R	ER	BB	SO
KOREA	1 2/3	5	4	4	1	1
S-M CHO	1 1/3	1	1	1	1	0
J-W SHIN - L (0-1)	2/3	3	3	3	0	0
B-H JUN	3 1/3	4	2	2	0	3
S-D LIM	1	1	1	1	1	1

	IP	H	R	ER	BB	SO
USA	3 2/3	3	4	4	4	2
ALKIRE	3 1/3	4	2	2	1	2
KIRKREIT - W (1-1)	2	1	1	0	0	2

J-W SHIN FACED 1 in 4th S-D LIM FACED 2 in 8th

WP - KIRKREIT S-D LIM PB - T - 3:32 A - 11,088  
 BALK - B-H JUN  
 CS - J-W BAEK  
 CITY - RICHMOND, VA

OFFICIAL BOXSCORE

Game No. 27

Date: 7-15-97

CANADA					USA						
	AB	R	H	RBI		AB	R	H	RBI		
FERRY, Ryan	SS	4	1	1	0	MURRAY, Calvin	CF	3	1	1	0
GANTHIER, DECKE	2B	5	0	1	0	GIAMBI, Jason	1B	4	0	1	0
RADMANOVICH, Ryan	CF	5	0	1	1	NEVIN, Phil	3B	5	1	2	1
CANN, John	1B	4	0	1	0	TUCKER, Michael	LF	5	1	1	0
TANAKA, Rob	LF	4	0	1	0	WILSON, Craig	SS	3	1	1	0
HAWARD, Todd	3B	2	0	0	0	WIMMER, Chris	RF	4	0	2	2
BROWN, Jody	3B	2	0	0	0	VARITEK, Jason	C	4	0	1	1
GREEN, Curtis	DH	3	1	1	0	JOHNSON, Charles	DH	4	0	0	0
UNRAT, Chris	P	2	0	1	0	McCONNELL, Chad	RF	1	1	0	0
ROY, Allen	P	1	0	1	0	GARCIAPARRA, Norman	2B	2	0	1	0
FLUET, Keith	RF	1	0	1	0						
BARBER, Rob	C	0	0	0	0						

	1	2	3	4	5	6	7	8	9	10	11	12	13	14	Tot
Totals	34	2	13	1											4
USA	3	1	0	0	1	0	0	0	0						5
CANADA	0	2	0	0	0	0	0	0	0						2

P - CANN, HELLING, TUCKER, WILSON  
 DP - USA - 4 CAN - 2  
 LOB - USA - 8 CAN - 9

2B - GANTHIER

3B -

HR -

SB - MURRAY (1B) NEVIN (3) WIMMER (6) McCONNELL (5)

	IP	H	R	ER	RR	SI
USA	5	5	2	0	3	4
HELLING, Rick W (2-1)	2	4	0	0	0	2
ADAMS, Willie	1	0	0	0	0	1
GREENO, RICK	1	0	0	0	0	2
DREIFORT, DANNON						

	IP	H	R	ER	RR	SI
CANADA	3.2	10	5	2	3	3
ROSS, Mike L (0-1)	1	0	0	0	0	1
PIMPARE, Stephane						

HBP - MURRAY (by Ross) FLUET (2) (by Helling & Adams)  
 PB -

WP - ROSS  
 T - 3:15 A - 4789

BALK -  
 CS - GREENE  
 CITY - MILLINGTON, TN.

OFFICIAL BOXSCORE

Game No. 28

Date: Friday, July 17, 1992

CANADA						USA					
	AB	R	H	RBI		AB	R	H	RBI		
Ferby	6	4	0	1	1	Murray	9,8	5	3	4	1
Lee	4	3	0	1	1	Wimmer	4	5	2	2	1
Radmanovich	8	3	0	1	0	Hammonds	8	4	0	1	0
Cann	3	3	1	1	0	Tucker	7	4	1	1	1
Roy	9	2	0	1	0	Nevin	5	4	0	3	3
Barber	2	3	0	0	0	Giambi	3	3	0	0	0
Tanaka	7	4	0	0	0	Wilson	6,5	4	0	1	0
Hayward	DH	3	1	1	0	Johnson	2	3	0	0	0
Brown	5	3	1	1	0	McConnell	DH	2	2	1	1
McIntyre	1	0	0	0	0	Wallace	1	0	0	0	0
Hoffman	1	0	0	0	0	Green	1	0	0	0	0
Smith	1	0	0	0	0	Varitek	PH	1	0	0	0
Fluet	9	1	0	0	0	Dreifort	PH,1	1	0	0	0
Unrat	2	1	0	0	0	Roberts	9	0	0	0	0
Dubien	1	0	0	0	0	GarciaParra	6	1	0	0	0
Green	PH	1	0	0	0						
Totals						Totals					
31						37					
3						8					
7						13					
2						7					

	1	2	3	4	5	6	7	8	9	10	11	12	13	14	Tot.
CANADA	0	0	1	1	0	0	1	0	0						3
USA	1	0	2	1	0	4	0	0	X						8

E - Ferby, Wimmer

DP - Can 1 USA-1

LOB - Can 7 USA 9

1 - Roy, Wimmer, Nevin (2), Murray, Cann

3B - Brown, Murray

HR - McConnell

SB - Ferby, Murray, Tucker, Cann, Roy

S -

SF -

	IP	H	R	ER	BB	SO
CANADA						
McIntyre (L)	2.2	5	3	3	1	2
Hoffman	2.2	6	4	4	1	2
Smith	1.2	2	1	1	0	2
Dubien	1.0	0	0	0	1	0

	IP	H	R	ER	BB	SO
USA						
Wallace (W)	6.0	6	2	2	1	12
Green	1.0	1	1	1	1	1
Dreifort	2.0	0	0	0	0	0

BP - Green

WP - Wallace

PB -

BALK - Hoffman

T - 3:01 A - 8,799

CS - Roy

CITY - Louisville, KY

\* Ejected: Can Mgr. Upham (6th)

USA OLYMPIC BASEBALL TEAM vs. CANADIAN NATIONAL TEAM

Saturday, July 18, 1992, Veterans Stadium, Philadelphia, PA

USA	AB	R	H	RBI
Calvin Murray, rf-cf	5	0	0	0
Chris Wimmer, 2b-rf	3	1	2	0
Jeffrey Hammonds, cf	2	1	1	1
Craig Wilson, ss	2	0	0	0
Michael Tucker, lf	2	1	1	1
Chris Roberts, ph-lf	2	0	0	0
Phil Nevin, 3b	2	3	1	0
Jason Giambi, 1b	3	3	3	1
Chad McConnell, dh	3	2	1	1
Jason Varitek, c	2	1	0	2
Nomar Garciaparra, ss-2b	4	1	3	6
TOTALS	30	13	12	12

CANADA	AB	R	H	RBI
Ryan Ferby, ss	2	0	0	0
Todd Hayward, 3b	2	0	0	0
Jason Lee, 2b	2	0	0	0
Derek Gauthier, 2b	1	0	0	0
Ryan Radmonich, cf	1	0	0	0
Keith Fluet, ph-cf	2	1	1	0
John Cann, dh	2	0	1	0
Alain Roy, rf	2	1	0	0
Rob Barber, c	1	0	0	0
Chris Unrat, c	1	0	1	1
Rob Tanaka, lf	3	0	0	0
Curtis Green, 1b	2	0	0	0
Jody Brown, 3b-ss	2	0	1	0
TOTALS	23	2	4	1

USA	6	0	1	0	4	0	2	-	13	12	1
CANADA	0	0	0	1	0	1	0	-	2	4	2

Game called after 7 innings due to time restrictions

- E- Green, Hayward, Greene
- DP- USA 3, Canada 1
- LOB- USA 5, Canada 5
- 2B- Tucker, Garciaparra, Cann, Nevin, Giambi
- 3B-
- HR- Garciaparra
- SB- Nevin, Roy, Fluet, Giambi, McConnell
- CS- Wimmer
- SH-
- SF- Varitek 2

USA	IP	H	R	ER	BB	SO
Ron Villone (W)	3.2	1	1	1	2	5
Daron Kirkreit	0.2	0	0	0	0	1
Willie Adams	0.2	1	0	0	1	1
Darren Dreifort	1.0	2	1	1	1	1
Rick Greene	1.0	0	0	0	0	0

CANADA	IP	H	R	ER	BB	SO
Shawn O'Connor (L)	0.2	4	6	6	3	1
Damien Dubien	3.0	3	1	1	2	1
Jason Birmingham	1.1	2	4	3	1	1
Stephane Pimpare	2.0	3	2	2	1	0

- HBP- Barber (by Villone)
- WP- O'Connor 2, Dubien, Villone
- BK-
- PB- Barber 2

T- 2:28  
 U- Gus Steiner (HP), Ron Staib (1B), Larry Mussoline (2B),  
 Joe DiPietro (3B)

# Missing Box Score

7/26/92

# Missing Box Score

*7/27/92*

# Missing Box Score

*7/28/92*



# Missing Box Score

*7/29/92*

# Missing Box Score

7/31/92

# Missing Box Score

8/1/92

# Missing Box Score

~~8/2/91~~  
8/2/92

# Missing Box Score

8/4/92

# Missing Box Score

8/5/92