

BALTIMORE ORIOLES (73-82) vs. NEW YORK YANKEES (87-68)

RHP Kyle Bradish (1-1, 2.45) vs. RHP Cam Schlittler (3-3, 3.41)

Sunday, September 21, 2025 • 1:35 p.m. ET • Oriole Park at Camden Yards • Baltimore, MD

TV: MASN • Radio: 98 Rock 97.9 FM/HD2 & WBAL NewsRadio 1090 AM/101.5 FM

Game No. 156

Home Game No. 78

O's AT A GLANCE	
Overall	73-82
Home	37-40
Road	36-42
Day	34-32
Night	39-50
Current Streak	L1
Last 5 Games	3-2
Last 10 Games	5-5
March	3-2
April	9-16
May	9-18
June	16-11
July	13-12
August	11-17
September	12-6
vs. LHSP	22-25
vs. RHSP	51-57
Series Opener	25-25
Series Opener at Home	14-11
Series Opener on Road	11-14
By Series	18-27-4
By Home Series	11-12-1
By Road Series	7-15-3
Rubber Games	8-15
Sweeps/Were Swept	8-6
Scored First	49-26
Opponent Scored First	24-56
1-run games	26-23
Comeback Wins	31-37
Last AB Wins	11-16
Walkoff Wins	5-4
Extra Innings	6-5
Led After 6	57-9
Led After 7	62-10
Led After 8	68-3
Tied After 6	9-10
Tied After 7	6-7
Tied After 8	4-6
Behind After 6	7-63
Behind After 7	5-65
Behind After 8	1-73
vs. AL Teams	49-58
vs. AL East	20-25
vs. AL Central	12-19
vs. AL West	17-14
vs. NL Teams	24-24
vs. NL East	8-10
vs. NL Central	7-8
vs. NL West	9-6
Hit 0 HR	13-38
Hit 1+ HR	60-44
Hit 2+ HR	29-18
Scored 3 or Fewer Runs	18-59
Scored 4 or More Runs	55-23
Allowed 3 or Fewer Runs	58-8
Allowed 4 or More Runs	15-74
More Hits than Opponent	48-13
Fewer Hits than Opponent	22-65
Committed No Errors	54-41
Committed 1 or More Errors	19-41
Starter Goes at least 5 inn	61-43
Starter Goes at least 6 inn	40-17
Starter Goes at least 7 inn	17-5

ORIOLESPRESSBOX.COM

The 2025 Baltimore Orioles Media Guide, as well as the latest game notes, rosters, press releases, and other team information, can be found at [oriolepressbox.com](#).

BIRDLAND BITES: The Orioles continue their final homestand of the year today against the Yankees (1-2, 1 to play) and Rays (3 to play)...Baltimore is in the midst of 13 games in as many days with the club's next scheduled off day tomorrow...Following the three games against Tampa Bay from Tuesday-Thursday, the O's play three games at Yankee Stadium next weekend to close out the 2025 schedule.

- 👉 The Birds have lost five of the last nine games since September 12 after going 8-1 in the first nine games this month...The club is still 13-7 (.650) since August 30, the fourth-best record in MLB during that time behind the Guardians (.773, 17-5), and Phillies and Mariners (both .700, 14-6)...Since May 30, the Orioles are 54-46 (.540), tied for the fifth-best record in the AL over that period with the Guardians, behind the Blue Jays (.616, 61-38), Red Sox (.598, 58-39), Mariners (.560, 56-44), and Astros (.540, 54-45).
- 👉 Last night, the O's were held to four hits or fewer for the 26th time this season...Only the Rangers (28 G) have more such games in the majors this season.
- 👉 **Coby Mayo** tallied his third multi-hit effort in the last eight games last night after not recording one in his previous 28 games from August 8-September 11...He is slashing .286/.365/.500 (16-for-56) with three doubles, three homers, six runs scored, five RBI, and six walks in 17 games this month after hitting .136/.208/.261 (12-for-88) in August.
- 👉 Orioles starters have allowed three runs or fewer in 15 of 18 games in September while posting a collective 3.02 ERA (30 ER/89.1 IP)...That is the fourth-best ERA in MLB during that time behind the Guardians (2.04 ERA), Dodgers (2.71 ERA), and Diamondbacks (2.94 ERA).

IT TAKES A VILLAGE: With **Jose Espada** making his team debut last night, Baltimore has used 70 different players this season to tie the major league record set by the 2024 Marlins...The Braves have used the second-most players this year with 68...The previous O's record was set in 2021 with 62.

- 👉 The O's have used 41 different pitchers this year (including position players), second most in a season in franchise history (since 1954) behind the 2021 Orioles (42).
- 👉 The Orioles have had 34 different position players appear in a game, the most by a major league team since 2022 (37, SF; 34, LAA, OAK, PIT) and tied for the most in a season in franchise history with 1955.
- 👉 The Orioles have had 23 players hit a home run for the team, breaking the team record (since 1954)...That's the most players to homer by one MLB team since 2024 (SF, 23).
- 👉 Baltimore has had 19 players steal a base, breaking the O's record.
- 👉 The Birds have used seven different players at catcher, setting the franchise record...The last MLB club to use at least seven catchers in a single season was the 2023 Cleveland Guardians (also 7)...The 2022 Pirates are the last team to use eight.

LEAVE IT TO BEAVERS: **Dylan Beavers** has reached base safely in 23 of his first 28 career games since August 16, ranking among AL leaders in on-base percentage (5th, .417) and walks (6th, 22).

- 👉 His 22 walks are the second most in O's history (since 1954) through a player's first 28 career games behind **Glenn Gulliver** (23 BB, 1982)...The club record through 29 games is also held by Gulliver (23 BB).
- 👉 He has reached base safely 45 times to begin his career, tied for the second most through a player's first 28 career games in team history (since 1954) with **Curtis Goodwin** (1995), behind **Billy Ripken** (48 TOB, 1987)...The most through 29 games is Ripken (50 TOB) ahead of Goodwin (48 TOB).
- 👉 Since making his debut, he's averaging 4.39 pitches per plate appearance, fourth most in the AL (min. 100 PA) behind LAA's Mike Trout (4.61 P/PA), DET's Gleyber Torres (4.58 P/PA), and DET's Dillon Dingler (4.44 P/PA).

HOLLIDAY SEASON: **Jackson Holliday** paces the Birds with 17 home runs, one ahead of **Gunnar Henderson** (16 HR)...The only Oriole under 22 years old to finish the season leading the club in homers is **Eddie Murray** (27 HR, 1977).

- 👉 Holliday's 17 long balls are the fifth most by an Oriole in their age-21 season or younger (as of age of July 1 of season) in team history (since 1954), trailing **Cal Ripken, Jr.** (28 HR, 1982), **Eddie Murray** (27 HR, 1977), **Boog Powell** (25 HR, 1963), and **Curt Blefary** (22 HR, 1965), per *Stats Perform*.
- 👉 Baltimore has not had a player fail to reach the 20 home run mark since 2001, when **Jay Gibbons** and **Chris Richard** each paced the club with 15 homers apiece...Only five teams in Orioles history (since 1954) have not had a player hit 20+ homers ('01, '74, '57, '55, '54).

QUIET ON EUTAW: The Orioles have failed to have a home run land on Eutaw Street this year after hitting six to the iconic stretch parallel to the Warehouse beyond the right field wall a season ago...Three opposing players have homered onto Eutaw in 2025 - TB's Jonathan Arranda on June 28, NYY's Trent Grisham on April 29, and CIN's Jake Frealey on April 19...Not including the COVID-impacted season in 2020, that would be the fewest home runs marked on Eutaw since **Chris Davis** hit all three in 2015.

- 👉 Since Oriole Park at Camden Yards opened in 1992, Baltimore has not had a homer land on Eutaw Street in eight seasons - 2014, 2007, 2005, 2001, 2000, 1994, 1993, and 1992.

MR. ROGERS' NEIGHBORHOOD: Following Friday night's 6.0 scoreless innings, **Trevor Rogers** has allowed two runs or fewer in a career-high 15 consecutive starts, the longest such stretch by an Orioles starter in team history (since 1954) and the longest by a major league starter this season...The last starter (non-opener) to post a longer streak of two or fewer runs is LAD's Julio Urias (17 G) from July 16, 2022-April 10, 2023.

- 👉 He has now allowed 16 earned runs in 17 starts this season...Among pitchers with at least 15 starts and 50.0 innings pitched (to exclude openers), Rogers is looking to become the third pitcher since 1913 (when ER were tracked in both leagues) to finish with fewer earned runs than starts, joining TEX's Jacob deGrom in 2021 (15 GS, 11 ER) and BOS' Dutch Leonard in 1914 (25 GS, 24 ER), per the *Elias Sports Bureau*.

YANKEE DOODLES: Baltimore and New York meet four times over the final eight days of the regular season, including once more in this series at Camden Yards and three times at Yankee Stadium to wrap up the regular season schedule from September 26-28...The Yankees hold a 5-4 advantage in the season series in 2025...The O's have won two straight season series against the Yanks since 2023 after losing six straight years from 2017-22...Baltimore has not won three consecutive season series against New York since 2014-16.

O's vs. YANKEES		
Current Streak	L1	
2025 Record	4-5	
at Oriole Park at Camden Yards	3-2	
at Yankee Stadium	1-3	
All-Time (since 1954)	528-653	
at Home	276-315	
on Road	252-338	
2025 Schedule		
Date	Score	Win/Loss/Save
4/28	W, 4-3	Sugano/Warren/Bautista
4/29	L, 15-3	Rodón/ Gibson
4/30	W, 5-4	Baker/Carrasco/Bautista
6/20	W, 5-3	Blewett/Weaver/Bautista
6/21	L, 9-0	Schmidt/Eflin
6/22	L, 4-2	Cruz/Baker/Williams
9/18	L, 7-0	Fried/Povich
9/19	W, 4-2	Rogers/Warren/Akin
9/20	L, 6-1	Rodón/Sugano
9/21		1:35 p.m. ET
9/26		7:05 p.m. ET
9/27		1:05 p.m. ET
9/28		3:05 p.m. ET
Indicates Home		

O's AT HOME	
Record	37-40
Team AVG/OBP/SLG	.244/.310/.422
Fielding Errors	33
Team ERA	4.58 (356 ER/699.0 IP)
Starters ERA	4.80 (212 ER/397.1 IP)
Bullpen ERA	4.30 (144 ER/301.2 IP)
Saves/Opps	18/28
Best Homestand	.833 (5-1), 9/5-11
Worst Homestand	.000 (0-6), 5/13-18

HOME COOKING	
Best ERA by an Oriole at Camden Yards (min. 30 GS)	
1. Erik Bedard.....	3.52 ERA
2. Kyle Bradish.....	3.57 ERA
3. Mike Mussina.....	3.58 ERA
4. Kevin Gausman.....	3.70 ERA
5. Wei-Yin Chen.....	3.76 ERA

OPENING STATEMENTS	
Best Starting Pitcher ERA, Since September 1	
1. Cleveland Guardians.....	2.04 ERA
2. Los Angeles Dodgers.....	2.71 ERA
3. Arizona Diamondbacks.....	2.94 ERA
4. Baltimore Orioles.....	3.02 ERA
5. New York Yankees.....	3.28 ERA

UPCOMING MILESTONES	
Dylan Carlson	5 RBI shy of 200
Jackson Holliday	4 R shy of 100
Ryan Mountcastle	3 HR shy of 100
Jordan Westburg	4 XBH shy of 100

THIS DATE IN O'S HISTORY	
September 21, 1971 - Dave McNally becomes a 20-game winner for the fourth straight year, shutting out New York, 5-0, at Yankee Stadium. He is the first of four Orioles who will win 20 games in 1971. Mike Cuellar and Pat Dobson join him on September 24 and Jim Palmer on September 26, as the Orioles join the 1920 White Sox as the only teams in history with four 20-game winners in a single season.	

UPCOMING SCHEDULE					
DATE	OPPONENT	TIME	ORIOLES STARTER	OPPONENT STARTER	TV
September 22	OFF DAY				
September 23	TAMPA BAY	6:35 p.m. ET	TBD	TBD	MASN2
September 24	TAMPA BAY	6:35 p.m. ET	TBD	TBD	MASN2
September 25	TAMPA BAY	6:35 p.m. ET	TBD	TBD	MASN
MASN and MASN2 games can also be streamed locally via MASN+ ...All games broadcast on the Orioles Radio Network and 98 Rock 97.9 FM/HD2 & WBAL NewsRadio 1090 AM/101.5 FM					

#38 KYLE BRADISH RHP



1-1, 2.45 ERA

HT: 6-3 WT: 215
DOB: 9/12/96 Age: 29
Bats: R Throws: R

PITCH TYPE (2025)	USAGE	AVG. VELOCITY
Sinker.....	34.1%	94.7 mph
Slider	29.0%	86.7 mph
Fastball	24.3%	94.2 mph
Curveball	12.6%	83.5 mph

QUICK HITS: Set to make his fifth start of the season tonight...Made six rehab appearances between Triple-A Norfolk (4 GS), Double-A Chesapeake (1 GS), and High-A Aberdeen (1 GS) beginning July 24, going 1-0 with a 4.91 ERA (12 ER/22.0 IP) and 25 strikeouts...Opened the 2024 campaign on the 15-day Injured List with a right UCL sprain...Was reinstated on May 2 and made eight starts before being placed on the 15-day Injured List (right ulnar collateral ligament sprain) on June 15...Underwent right elbow UCL reconstruction (Tommy John) with internal brace performed by Dr. Keith Meister in Arlington, Texas on June 19, 2024, ending his season...Was transferred to the 60-day Injured List on July 11.

LAST TIME OUT: Bradish earned his first win of the season on September 15 at Chicago-AL after surrendering one run on four hits and four walks with nine strikeouts...All four walks came to left-handed batters and seven of his eight free passes have been issued to lefties this season...Has allowed exactly four hits in all four starts this year.

👉 He's thrown his slider 36.1 percent (61-of-169) of the time in his last two starts after using the offering 36 of his first 165 pitches (21.8%) this season.

👉 Bradish generated a season-high 17 swings and misses, his most in a game since September 20, 2023 at Houston (18).

SEASON DEBUT: He made his first start in 438 days on August 26 vs. Boston, taking an MLB mound for the first time since June 14, 2024 vs. Philadelphia...He suffered the loss after allowing two runs on four hits (2 HR) with no walks and 10 strikeouts in 6.0 innings...Trevor Story (2nd inning) and David Hamilton (3rd inning) both hit solo homers... Threw 81 pitches, 51 strikes.

👉 Fanned 10+ batters for the fifth time in his career, (last: 11 K, 5/26/24 at CWS).

👉 Became the fifth Oriole (since 1954) to strike out at least 10 batters in his season debut, joining **Corbin Burnes** (11 K, 3/28/24 vs. LAA), **Sidney Ponson** (10 K, 4/4/01 vs. BOS), **Mike Mussina** (11 K, 3/31/98 vs. KC), and **Dave McNally** (13 K, 4/7/70 at CLE).

BEAST OF THE EAST: Bradish is making his sixth career start against the Yankees, having gone 1-1 with a 3.24 ERA (9 ER/25.0 IP) with 10 hits (2 HR), 15 walks, and 24 strikeouts in those games...Made his last start against New York in his 2024 season debut on May 2 at Camden Yards and allowed one run on four hits, two walks, and one hit batter with five strikeouts in 4.2 innings.

👉 His 3.24 ERA against the Yanks is his best against any divisional opponent...Overall, Bradish has a 5.52 ERA (86 ER/140.1 IP) in 29 career starts against AL East teams, his worst against a division in the league...Against the other five divisions combined, he has a 2.13 ERA (49 ER/207.1 IP) in 36 starts.

HOME COOKING: In 31 career home starts, Bradish's 3.57 ERA (67 ER/169.0 IP) is the second lowest by any MLB pitcher in the history of Camden Yards (min. 30 GS), edging out **Kevin Gausman** (3.671 ERA/64 GS) and **Mike Mussina** (3.675/157 GS)...The only pitcher with a lower career ERA at Camden Yards is **David Wells** (3.43 ERA/32 GS).

ACE UP HIS SLEEVE: Bradish has a 2.78 ERA (71 ER/230.0 IP) in 42 starts since the beginning of 2023...Among starting pitchers during that time, he has the fifth-lowest ERA in the majors (min. 200.0 IP) behind PIT's Paul Skenes (2.00 ERA), DET's Tarik Skubal (2.40 ERA), LAD's Blake Snell (2.55 ERA), and LAD's Yoshinobu Yamamoto (2.72 ERA).

SINK OR SWIM: Since the beginning of 2023, Bradish has used his sinker 26.8 percent of the time while holding opponents to a .194 average (49-for-252) with six home runs.

👉 He's held opponents to .118 (4-for-34) against the sinker this season, but one of those hits is a home run (David Hamilton, 8/26 vs. BOS).

CAREER HIGHLIGHTS: In 2023, finished fourth in the AL Cy Young voting, the first Oriole to receive a Cy Young vote since **Zack Britton** in 2016...Went 12-7 with a 2.83 ERA (53 ER/168.2 IP), 168 strikeouts, and a 1.04 WHIP in 30 starts (18 QS)...Became the first qualified O's pitcher with a sub-3.00 ERA since **Mike Mussina** posted a 2.54 ERA (68 ER/241.0IP) in 1992.

👉 In 2022, made his MLB debut on April 29 vs. Boston (6.0 IP, 5 H, 3 R, 2 ER, BB, 2 K).

👉 Earned his first career win on May 10 at St. Louis after pitching 7.0 innings, allowing two runs on four hits (1 HR) with a career-high 11 strikeouts...Became the first Oriole to pitch 7.0 innings with zero walks and 11 strikeouts since **John Means** threw a no-hitter on May 5, 2021 at Seattle...Was only the second pitcher in MLB history to have an outing with 11+ strikeouts and no walks in one of his first three career starts, joining WSH's Stephen Strasburg on June 8, 2010 vs. Pittsburgh (14 K).

2025 & CAREER SPLITS

2025						CAREER					
	W-L	ERA	G/S	IP	ER		W-L	ERA	G/S	IP	ER
Home	0-1	2.08	2/2	13.0	3		6-10	3.57	31/31	169.0	67
Road	1-0	3.00	2/2	9.0	3		13-5	3.43	34/34	178.2	68
Day	0-0	4.50	1/1	4.0	2		5-4	2.67	23/23	121.1	36
Night	1-1	2.00	3/3	18.0	4		14-11	3.94	42/42	226.1	99

	AVG	AB	H	HR	BB	K		AVG	AB	H	HR	BB	K
vs. Left	.289	38	11	1	7	14		.224	532	119	12	59	157
vs. Right	.125	40	5	1	1	16		.232	754	175	23	54	205
TOTALS	.205	78	16	2	8	30		.229	1286	294	35	113	362

RUN SUPPORT (as starter)

0 Runs	1
1 Run	--
2 Runs	1
3 Runs	1
4 Runs	1
5 Runs	--
6 Runs	--
7 Runs	--
8 Runs	--
9 Runs	--
10+ Runs.....	--
Total	9
RSA/9	3.68

RUNS ALLOWED BY INNING

1 st	2
2 nd	3
3 rd	1
4 th	0
5 th	0
6 th	0
7 th	--
8 th	--
9 th	--
Total	6

MISCELLANEOUS 2024 STATS

WHIP	1.09
K/9	12.27
BB/9	3.27
QS	2
#P/IP	15.2
Opponents	
AVG:205
OBP:279
SLG:308
OPS:587

2025 HIGHS

Innings: 7.0, 9/9 vs. PIT
Hits: 4, 4x, last: 9/15 at CWS
Runs: 2, 2x, last: 9/1 at SD
Earned Runs: 2, 2x, last: 9/1 at SD
Strikeouts: 10, 8/26 vs. BOS
Walks: 4, 9/15 at CWS
Home Runs: 2, 8/26 vs. BOS
Winning Streak: 1, 9/15 at CWS
Losing Streak: 1, 8/26 vs. BOS
Shortest Start: 4.0, 9/1 at SD
Pitches Thrown: 88, 9/15 at CWS
Low-Hit CG: --

CAREER HIGHS

Innings: 8.2, 9/22/22 vs. HOU
Hits: 11, 6/18/22 vs. TB
Runs: 7, 2x, last: 4/25/23 vs. BOS
Earned Runs: 7, 2x, last: 4/25/23 vs. BOS
Strikeouts: 11, 2x, last: 5/26/24 at CWS
Walks: 5, 3x, last: 8/6/23 vs. NYM
Home Runs: 2, 4x, last: 6/14/24 vs. PHI
Winning Streak: 5, 8/1-9/8/23
Losing Streak: 4, 5/16-8/20/22
Shortest Start: 1.2, 2x, last: 4/3/23 at TEX
Pitches Thrown: 107, 9/2/23 at AZ
Low-Hit CG: --

BRADISH vs. NYY

PLAYER	AVG	AB	H	HR	RBI
Bellinger	.--	--	--	--	--
Caballero	.333	3	1	0	1
Chisholm Jr.	.--	--	--	--	--
Dominguez	.--	--	--	--	--
Goldschmidt	.333	6	2	0	0
Grisham	.000	2	0	0	0
Judge	.000	5	0	0	0
McMahon	.--	--	--	--	--
Rice	.--	--	--	--	--
Rosario	.--	--	--	--	--
Slater	.--	--	--	--	--
Stanton	.500	2	1	0	1
Volpe	.125	8	1	0	0
Wells	.000	2	0	0	0

SCHLITTLER vs. BAL

PLAYER	AVG	AB	H	HR	RBI
Basallo	.--	--	--	--	--
Beavers	.--	--	--	--	--
Carlson	.--	--	--	--	--
Cowser	.--	--	--	--	--
Henderson	.--	--	--	--	--
Holliday	.--	--	--	--	--
A. Jackson	.--	--	--	--	--
J. Jackson	.--	--	--	--	--
Mateo	.--	--	--	--	--
Mayo	.--	--	--	--	--
Mountcastle	.--	--	--	--	--
O'Neill	.--	--	--	--	--
Vázquez	.--	--	--	--	--
Westburg	.--	--	--	--	--

BRADISH'S 2025 STARTS (MLB)

DATE	OPP	SCORE	WHEN LEFT	DEC	IP	H	R	ER	BB	K	HR	PIT	STR
8/26	vs. BOS	0-5	0-2	L	6.0	4	2	2	0	10	2	81	51
9/1	at SD	4-3	2-2	ND	4.0	4	2	2	2	5	0	84	51
9/6	vs. PIT	3-2	2-1	ND	7.0	4	1	1	2	6	0	81	56
9/15	at CWS	4-1	4-1	W	5.0	4	1	1	4	9	0	88	55
TOTALS				1-1	22.0	16	6	6	8	30	2	334	213 (63.8%)

BRADISH'S 2025 STARTS (MiLB)

DATE	OPP	SCORE	WHEN LEFT	DEC	IP	H	R	ER	BB	K	HR	PIT	STR
7/24	vs. WS	2-1	0-1	ND	2.0	2	1	1	1	4	0	37	22
7/29	vs. NH	6-1	2-0	ND	3.2	1	0	0	0	2	0	38	24
8/3	vs. MEM	10-9	3-7	ND	3.0	6	7	5	1	3	1	57	36
8/8	vs. ROC	4-8	3-3	ND	3.2	6	3	3	2	4	0	69	45
8/14	at JAX	7-2	6-0	W	5.0	2	0	0	2	9	0	74	49
8/20-G1	vs. CLT	4-3	1-3	ND	4.2	6	3	3	2	3	1	89	55
TOTALS				1-0	22.0	23	14	12	8	25	2	364	231 (63.5%)

TUESDAY'S STARTER: TBD

Tuesday's starter has yet to be determined.

BIRDS IN THE BULLPEN



PITCHER	LAST OUTING	DEC.	IP	H	R	ER	BB	K	RETIRED/1 ST BF	IR/SCORED	SV/OPP	INNINGS-HIGH	STRIKEOUTS-HIGH
Akin	9/19 vs. NYY	SV	1.0	0	0	0	0	2	40/58	35/6	8/14	2.0 (5x, last: 9/3 at SD)	3 (3x, last: 8/24 vs. HOU)
Cano	9/20 vs. NYY	ND	1.2	2	1	1	0	0	39/63	21/10	2/7	1.2 (9/20 vs. NYY)	3 (2x, last: 6/21 at NYY)
Castillo	9/20 vs. NYY	ND	1.1	1	1	1	2	3	13/26	15/3	-/-	2.0 (3x, last: 8/29 vs. MIA w/NYM)	3 (4x, last: 9/20 vs. NYY)
Enns	9/19 vs. NYY	HLD	1.0	2	2	2	0	1	11/19	6/2	2/2	3.0 (2x, last: 9/15 at CWS)	5 (8/6 at PHI)
Espada	9/20 vs. NYY	ND	3.0	1	0	0	0	4	1/1	-/-	-/-	3.0 (9/20 vs. NYY)	4 (9/20 vs. NYY)
Garcia	9/19 vs. NYY	HLD	1.0	1	0	0	1	1	16/25	13/3	-/-	2.2 (2x, last: 7/18 at ATL w/NYY)	4 (7/28 at SD w/NYM)
Hiraldo	9/17 at CWS	HLD	1.0	0	0	0	0	1	10/14	7/4	0/1	2.0 (7/29 [G2] vs. TOR)	2 (3x, last: 9/16 at CWS)
Strowd	9/18 vs. NYY	ND	1.0	0	0	0	0	2	16/22	6/0	--	2.0 (2x, last: 8/28 vs. BOS)	2 (6x, last: 9/18 vs. NYY)
2025 TOTALS	4.58 ERA	25-31	575.1	554	328	293	263	599	356/517	207/54	38/58	7.0 (Kremer, 6/12 vs. DET)	10 (Povich, 8/16 at HOU)

45 • KEEGAN AKIN • LHP

4-4 • 8 SV • 3.10 ERA • 61 G (3 GS)

WHIP: 1.34

K/9: 8.56

BB/9: 4.57

vs. ALL: .229 (51-for-223)

vs. LHB: .270 (24-for-89)

vs. RHB: .201 (27-for-134)

⚡ Worked 1.0 perfect inning with two strikeouts to secure his career-high eighth save of the year on 9/19 vs. NYY...Has recorded a save in three consecutive outings for the first time in his career...Has converted all five save opportunities this month after blowing three of four from 8/10-27

⚡ Secured his career-high 16th hold of the season on 9/13 at TOR...Only recorded 12 holds through his first 142 career relief appearances from 2020-24

⚡ His 17.1 percent inherited runner scored rate (6 IRS, 35 IR) ranks sixth in MLB...Has allowed five of those to score (11 IR) since 8/13

⚡ Has issued 13 walks in 22 appearances since returning from the IL on 7/29 after walking 10 batters in the previous 24 games from 5/4-6/30

⚡ Owns a 2.00 ERA (4 ER/18.0 IP) across his last 16 games since 8/13 after registering a 6.75 ERA (7 ER/9.1 IP) over his 10 prior outings from 6/24-8/10

⚡ Opponents are 7-for-65 (.108) with 18 strikeouts against his changeup and 14-for-62 (.226) with 17 strikeouts against his slider, compared to 30-for-96 (.313) with 23 punchouts off his fastball, his most-utilized offering (50.8%)

⚡ His 39.5 percent groundball rate is his highest since 2022 (50.0%, career high)

⚡ Owns a 1.91 ERA (6 ER/28.1 IP) in 28 away games (2 GS) compared to a 4.13 ERA (15 ER/32.2 IP) in 33 games (1 GS) at Oriole Park

78 • YENNIER CANO • RHP

3-7 • 2 SV • 5.01 ERA • 63 G

WHIP: 1.46

K/9: 8.25

BB/9: 3.72

vs. ALL: .279 (58-for-208)

vs. LHB: .333 (28-for-84)

vs. RHB: .242 (30-for-124)

⚡ Allowed one run on two hits in a season-high 1.2 innings on 9/20 vs. NYY...Stranded an inherited runner...Has allowed an earned run in three of his last five outings (3 ER/4.0 IP) since 9/9 after not allowing any in his previous six outings from 8/26-9/7

⚡ Has a 3.29 ERA (5 ER/13.2 IP) in 15 games since 8/16...Posted an 8.00 ERA (16 ER/18.0 IP) in his previous 19 games from 6/18-8/13

⚡ His seven losses are the most by an O's reliever since 2019 (9 L, Paul Fry)

⚡ Held a six-game scoreless appearance streak from 8/26-9/7 (6.1 IP), tied for his second-longest stretch of the year (also 6/4-15, 5.0 IP)

⚡ Is 2-3 with a 3.51 ERA (10 ER/25.2 IP) in 29 away games this season compared to 1-4 with a 6.30 ERA (21 ER/30.0 IP) in 34 home games

⚡ Opponents are batting .278 (20-for-72) against him with no outs and .367 (11-for-30) with runners in scoring position and two outs

⚡ Has limited opponents to a .233 (21-for-90) clip with 17 strikeouts against his sinker

⚡ Is holding opposing hitters to a .179 average (12-for-67) and .409 OPS when ahead in the count compared to .472 (25-for-53) and 1.406 OPS when behind

66 • JOSÉ CASTILLO • LHP

2-2 • 4.23 ERA • 26 G

WHIP: 1.77

K/9: 9.43

BB/9: 4.23

vs. ALL: .321 (36-for-112)

vs. LHB: .383 (18-for-47)

vs. RHB: .277 (18-for-65)

⚡ Allowed one run on one hit and two walks with a season-high-tying three strikeouts (4x, last: 9/18 vs. NYY) in 1.1 innings on 9/20 vs. NYY...Marks his first earned run allowed in September across five outings (1 ER/6.0 IP)...Has struck out 3+ hitters in at least two straight games for the second time in his career (also 2 G, 6/13-15/18)

⚡ Made his Orioles debut on 9/18 vs. NYY, tossing 1.2 scoreless innings on one hit with a season-high-tying three strikeouts...Stranded an inherited runner...Activated on 9/16 after being claimed off waivers from the Mariners on 9/15...Was designated for assignment by Seattle on 9/12

⚡ In three games (3.0 IP) with the Mariners from 9/7-11, did not allow an earned run, but held a 1.67 WHIP

⚡ Has pitched in 26 games between four teams this season, going 2-2 with a 4.23 ERA (13 ER/27.2 IP) on 36 hits (3 HR) and 13 walks with 29 strikeouts

⚡ Appeared in games with New York-NL (16 G), Arizona (5 G), and Seattle (3 G) this year...Made 40 career relief appearances with San Diego between 2018-23

⚡ Originally signed as an international free agent by Tampa Bay on 7/7/12

71 • DIETRICH ENNS • LHP

3-3 • 2 SV • 4.36 ERA • 22 G (3 GS)

WHIP: 1.41

K/9: 9.14

BB/9: 2.91

vs. ALL: .275 (47-for-171)

vs. LHB: .367 (22-for-60)

vs. RHB: .225 (25-for-111)

⚡ Notched his fourth hold of the season on 9/19 vs. NYY after allowing two runs on two hits (1 HR) with one strikeout...Both runs scored after surrendering a two-run homer to Jazz Chisholm Jr....Has given up four homers in his last eight games since 8/23 after not allowing one in his previous 12 games from 7/9-8/18

⚡ Recorded his second save of the year on 9/15 at CWS after working a season-high-tying 3.0 perfect innings of relief (2x, last: 7/9 vs. TB) with four strikeouts...Is the first Oriole with a 3.0+-inning save since Cole Irvin (3.0 IP, 9/2/24 vs. CWS) and the first O's reliever to toss 3.0+ perfect innings out of the 'pen since Keegan Akin (3.0 IP, 6/14/24 vs. PHI)

⚡ Made six consecutive relief outings of more than one inning from 8/23-9/15, tied for the longest stretch by an Oriole this year (Scott Blewett, 4/15-6/20)

⚡ Since making his O's debut on 8/3, his seven relief outings of 2.0+ innings are tied for second most in MLB behind CWS' Mike Vasil (8 G)

⚡ Threw 2.0+ innings in five consecutive appearances (1 GS) from 8/23-9/9, the longest stretch of his career

⚡ Earned his career-high third win of the year on 9/9 vs. PIT after tossing scoreless 10th and 11th innings on one walk with two strikeouts

⚡ On 8/14 vs. SEA, became the eighth different Oriole to earn a save this year

⚡ Tallied 12 punchouts over four games from 8/3-13, his most in a four-game span since 9/11-24/21 (also 12 K)...Also struck out multiple hitters in at least four straight games in a single season for the second time in his career (6 G, 8/11-9/16/21)

⚡ Has completed more than 1.0 inning in 13 of his 19 relief outings this year

72 • JOSE ESPADA • RHP

0-0 • 0.00 ERA • 1 G

WHIP: 0.33

K/9: 12.00

BB/9: 0.00

vs. ALL: .111 (1-for-9)

vs. LHB: .000 (0-for-5)

vs. RHB: .250 (1-for-4)

⚡ Made his Orioles debut on 9/20 vs. NYY, pitching a career-high 3.0 scoreless innings on one hit with a career-high four strikeouts...Became the first player to pitch 3.0+ scoreless innings in relief and record 4+ strikeouts in their Orioles debut since César Valdez on 8/29/20 at TOR (3.0 IP, 5 K), per the *Elias Sports Bureau*

⚡ Recalled from Triple-A Norfolk on 9/19...Signed to a minor league contract by the Orioles on 7/26 before being selected to the 40-man roster and optioned to Triple-A Norfolk on 8/11

⚡ Has pitched in 16 games with the Tides this season, going 2-2 with three saves and a 5.94 ERA (11 ER/16.2 IP) on eight hits (3 HR) and 11 walks with 25 strikeouts

⚡ Allowed at least one run in each of his first three outings with Norfolk before completing seven straight scoreless outings from 8/6-27...Opened September with three straight scoreless outings before allowing seven runs (5 ER) on three hits (1 HR) and four walks with two strikeouts over his last two games with Norfolk

⚡ Began the 2025 season with Double-A San Antonio, posting a 1-1 record with three saves and a 2.42 ERA (6 ER/22.1 IP) across 17 relief outings before being promoted to Triple-A El Paso on 6/10...Appeared in 12 games with El Paso, going 2-0 with a 4.80 ERA (8 ER/15.0 IP) before being released on 7/22

⚡ Prior to making his Orioles debut, his only major league appearance came on 9/24/23 vs. STL (w/SD), tossing 1.0 scoreless inning on two walks with two strikeouts

⚡ Originally selected by the Blue Jays in the fifth round of the 2015 First-Year Player Draft out of Jose Collazo Colon High School in Ponce, Puerto Rico

50 • RICO GARCIA • RHP

0-1 • 3.19 ERA • 26 G (1 GS)

WHIP: 1.10

K/9: 9.58

BB/9: 2.61

vs. ALL: .217 (25-for-115)

vs. LHB: .157 (8-for-51)

vs. RHB: .266 (17-for-64)

⚡ Secured his 10th hold of the year on 9/19 vs. NYY after spinning 1.0 scoreless inning on one hit and one walk with one strikeout...Nine of his 10 holds this year have come in 14 games since 8/19

⚡ Holding right-handed batters to a .273 (3-for-11) average in eight games this month after they hit .429 (12-for-28) in nine August games

⚡ Has inherited the based loaded with no outs twice and did not yield a run either time (8/19 at BOS & 9/2 at SD)

⚡ Allowed one hit in 1.0 scoreless inning on 8/12 vs. SEA...Was his first outing with the O's this season after pitching in six games for the club in 2022...Claimed off waivers from the Mets on 8/5 after being designated for assignment on 8/3

⚡ Opponents are hitting .333 (7-for-21) against his curveball despite owning a .223 xBA on the offering...Opponents are also slugging .333 against the pitch, despite holding an xSLG of .264...Hitters are 18-for-94 (.191) against his three other pitches combined (four-seam fastball, changeup, slider)

⚡ Owns career highs in strikeout rate (26.4%) and groundball rate (48.2%) while posting a career-low 7.2 percent walk rate

⚡ Has also pitched this season for the Mets (8 G) and Yankees (1 G)

76 • YARAMIL HIRALDO • RHP

0-0 • 4.86 ERA • 14 G

WHIP: 1.20

K/9: 8.10

BB/9: 3.78

vs. ALL: .213 (13-for-61)

vs. LHB: .280 (7-for-25)

vs. RHB: .167 (6-for-36)

⚡ Recorded his second straight hold on 9/17 at CWS after tossing 1.0 perfect inning with one strikeout...Notched his first career hold on 9/16 at CWS after pitching 1.1 scoreless innings on one walk with a career-high-tying two strikeouts (3x, last: 8/19 at BOS)

⚡ Recalled from Triple-A Norfolk on 9/15, marking his sixth stint on the active roster

⚡ Tossed four perfect outings through five appearances from 8/15-8/23

⚡ Opponents are hitting .333 (8-for-24) with four homers against his fastball compared to a combined .135 average (5-for-37) with no homers off his slider and changeup

⚡ Blew his first career save opportunity after surrendering a game-tying two-run home run to Nathaniel Lowe in the ninth inning on 8/19 at BOS...Walked a career-high four batters while striking out two...Entered the outing with one career walk

⚡ Five of his nine career earned runs have scored via home run

⚡ Hitters are 5-for-35 (.143) with one or no outs compared to 8-for-26 (.308) with two outs

⚡ Became the sixth Oriole to make their major league debut this season on 5/27 vs. STL, allowing one hit and striking out one batter in 1.1 innings

57 • KADE STROWD • RHP

0-0 • 1.50 ERA • 22 G

WHIP: 1.17

K/9: 7.13

BB/9: 4.50

vs. ALL: .193 (16-for-83)

vs. LHB: .188 (6-for-32)

vs. RHB: .196 (10-for-51)

⚡ Spun 1.0 perfect inning with a career-high-tying two strikeouts (6x, last: 9/15 at CWS)...Five of his six multi-strikeout games have come in his last 10 appearances since 8/28

⚡ Four of his eight September outings have been perfect, but has allowed nine baserunners across the four other appearances (1.50 WHIP)

⚡ Pitched a career-high nine straight scoreless appearances (9.0 IP) from 8/19-9/11 despite having left with the bases loaded and no outs twice in that span (8/16 at BOS & 9/2 at SD)

⚡ Has held lefties hitless (0-for-13) since 8/31 after they went 6-for-19 (.316) from 5/18-8/28

⚡ Has walked 12 batters in 24.0 innings this year...Holds a 13.9 percent walk rate (11 BB/79 BF) since being recalled on 7/24

⚡ Recalled prior to the game on 7/24, marking his fourth stint on the active roster

⚡ Holding opponents to a .176 average (6-for-34) with runners on base

⚡ Made his major league debut on 5/18 vs. WSH, allowing one run on two hits with one strikeout in 1.0 inning



29 • SAMUEL BASALLO • C/1B (L)	.185 • 3 HR • 14 RBI
Current Streak: 1 G (1-4; since 9/19)	2025 High: 2 G (5x, last: 9/15-16)
9/19 vs. NYY: 1-4, RBI	Homestand: 2 G, 1-7, RBI, K
⚡ Has hit safely in five of seven games since 9/12, including an XBH (2 2B, HR) in three of those...Has three home runs in 16 games since 8/30...Nine of his hits are XBH (6 2B, 3 HR)	
⚡ Tied a career high with two runs scored on 9/15 at CWS (also 8/30 at SF)	
⚡ Has two of the O's walk-offs this season (9/8 vs. PIT, 1B; 9/5 vs. LAD, HR)...His homer was the first walk-off home run of the year for the Orioles...Became the youngest Oriole in franchise history to hit a walk-off homer and the first Oriole whose first home run at home was a walk-off since Henry Urrutia on 8/19/15 vs. NYM	
⚡ Hit his first career MLB homer in the fourth inning on 8/30 at SF...At 21 years, 17 days old, became the youngest player to homer in the majors in 2025	
⚡ Hitting .222 (10-for-45) with five doubles and one homer off fastballs compared to .149 (7-for-47) and two homers combined against other pitches	
⚡ Agreed to an eight-year contract extension thru 2033 with a club option for 2034 on 8/22	
⚡ Made his major league debut on 8/17 at HOU...Became the ninth Oriole with 2+ RBI in their MLB debut (last: Joey Ortiz, 4/27/23 at DET)...Was hit by a pitch in his first plate appearance, the first such occurrence in O's history...At 21 years, 4 days old, became the youngest position player to appear in an MLB game this season	
⚡ At 21 years, 5 days old on 8/18 at BOS, became the youngest player to catch for the Orioles since Andy Etchebarren on 9/30/62 (19-102)	

12 • DYLAN BEAVERS • OF (L)	.267 • 3 HR • 13 RBI
Current Streak: 0-for-last-4 (since 9/17)	2025 High: 3 G (4x, last: 9/10-12)
9/19 vs. NYY: 0-3, BB, K	Homestand: 1 G, 0-3, BB, K
⚡ Drew a career-high three walks on 9/13 at TOR...Joins Glenn Gulliver (23 BB, 1982) as the only O's in team history (since 1954) to have 22+ walks through first 28 career games	
⚡ Is the third Oriole in club history (since 1954) to reach safely 45 times (23 H, 22 BB) in their first 28 career games (w/PA), joining Billy Ripken (48 TOB, 1987) and Curtis Goodwin (45 TOB, 1995)	
⚡ Since making his MLB debut on 8/16, leads all qualified MLB rookies in walks (22) and on-base percentage (.417)	
⚡ On 9/10 vs. PIT, delivered his first career walk-off (1B) in the 10 th inning	
⚡ On 8/21 vs. HOU, hit his first MLB homer, becoming the sixth Oriole to homer in their first home plate appearance with the team (last: J. Fiorentino, 5/20/05 vs. PHI)	
⚡ On 8/18 at BOS, reached base safely four times (2 H, 2 BB)	
⚡ Made his MLB debut on 8/16 at HOU after having his contract selected from Triple-A	

15 • DYLAN CARLSON • OF (S)	.208 • 6 HR • 20 RBI
Current Streak: 1 G (2-4; since 9/16)	2025 High: 6 G (5/28-6/4)
9/19 vs. NYY: 0-0 (PR in 8 th)	Homestand: 1 G, 0-0
⚡ Went 2-for-4 with a double on 9/16 at CWS...Began the month 2-for-19 with 0 XBH	
⚡ Had a season-long 10-game on-base streak from 8/19-9/10, his longest since 2023	
⚡ Notched his third multi-walk effort of the year on 9/3 at SD (last: 2 BB, 8/14 vs. SEA)...Twelve of his 19 walks this season have come in 19 games since 8/14	
⚡ Has five doubles in his last 16 games after having none in his previous 27 games	
⚡ Since 8/12, is 14-for-55 (.255) with four doubles, one triple, two homers, and 12 walks...Went 2-for-53 (.038) in the previous 20 games from 6/24-8/10	

17 • COLTON COWSER • OF (L)	.199 • 15 HR • 38 RBI
Current Streak: 1 G (1-4; since 9/19)	2025 High: 7 G (8/19-26)
9/19 vs. NYY: 1-4, 2B, K	Homestand: 1 G, 1-4, 2B, K
⚡ Recorded his 11 th stolen base of the season Tuesday at CWS...Is one of four players in MLB with 11+ stolen bases without being caught stealing, joining MIN's Byron Buxton (24 SB), TOR's George Springer (16 SB), and LAD's Hyeoseong Kim (13 SB)...Cowser would become the first Oriole in franchise history (since 1954) with 10+ SB and 0 CS in a season, surpassing Al Smith (9 SB in 1963)	
⚡ In 20 games since 8/27, is 8-for-71 (.113) with two doubles, three homers, and 36 strikeouts...His 60 strikeouts since the start of August are tied for fourth most in MLB	
⚡ Hit a three-run home run in the sixth inning to break a 1-1 tie on Monday at CWS, his third career go-ahead homer in the sixth or later (6/19 at TB, 6/7 at ATH, both in 6 th)...Homered in consecutive games for the seventh time in his career from 9/14-15 and for the third time this year (last: 8/22-23)	
⚡ Has six homers in 25 games since 8/22 after having one in his previous 30 games	
⚡ Eleven of his 15 homers this season have been off fastballs	
⚡ His eight DRS rank second on the team behind Adley Rutschman (10 DRS)	

2 • GUNNAR HENDERSON • INF (L)	.275 • 16 HR • 65 RBI
Current Streak: 5 G (9-21; since 9/16)	2025 High: 14 G (6/5-20)
Last Game: 1-4, SB	Homestand: 3 G, 4-11, 2B, R, RBI, BB, K, SB
⚡ After swiping a bag last night, has been successful on each of his last 13 stolen base attempts since 8/4, tying the longest streak of his career (also 9/27/23-6/21/24)	
⚡ Is 13-for-37 (.351) over his last 10 games after going 1-for-21 (.048) in his previous six contests	
⚡ Has gone a career-high 24 straight games without a home run	
⚡ On Friday, tallied his 500 th career hit and 100 th career double...He did so in his 489 th career game, becoming the seventh fastest to 500 career hits in team history (since 1954)	
⚡ Leads the team in hits (152) and stolen bases (27)...The only primary shortstop to lead the Orioles in both categories in the same season is Luis Aparicio (1963, 1966)	
⚡ On 9/17 at CWS, stole a career-high three bases...Was the first Oriole with 3+ SB in a game since Jonathan Villar (3 SB, 8/30/19 at KC)...	
⚡ Set a career high with his 32 nd double on 9/13 at TOR...Is the third Orioles primary shortstop (since 1954) to have multiple 30+ double seasons in his career (also 2024, 31 2B), joining Miguel Tejada (3x, 2004-06) and Cal Ripken, Jr. (9x, 1982-86, 89, 91, 95-96)	
⚡ On 8/27 vs. BOS, stole his 20 th base of the season, marking his second straight season with 30+ doubles and 20+ steals...Is the fourth player in team history (since 1954) to do so in back-to-back seasons, joining Cedric Mullins (2021-22), Brian Roberts (6x, 2004-09), and Brady Anderson (1995-96)	
⚡ On 8/18 at BOS, tallied his third game this year with 1+ 3B and 1+ HR, tied for the MLB lead with DET's Kerry Carpenter, COL's Mickey Moniak, and LAD's Shohei Ohtani	

7 • JACKSON HOLLIDAY • INF (L)	.247 • 17 HR • 55 RBI
Current Streak: 0-17 (since 9/16)	2025 High: 10 G (5/14 [G2]-24 [G1])
Last Game: 0-4, 2 K	Homestand: 2 G, 0-8, 2 K
⚡ Owns a .739 OPS in 16 games this month after posting a .600 OPS in August (27 G)	
⚡ On 9/17 at CWS, had his career-best 17-game on-base streak come to an end	
⚡ Has reached base safely 2+ times in 28 games since the All-Star break, tied for seventh most in the AL during that stretch (leader: SEA's Julio Rodríguez - 33 G)	
⚡ His 29 walks since 8/9 are tied for fourth most in MLB behind NYY's Aaron Judge (42 BB) and LAD's Shohei Ohtani/NYM's Juan Soto (both 34 BB)...Drew 20 walks in his previous 91 games from 4/22-8/8	
⚡ Is the fifth Oriole (6 th occurrence) to hit 15+ home runs in their age-21 season (as of 6/30), joining Cal Ripken, Jr. (28 HR, 1982), Eddie Murray (27 HR, 1977), Curt Blefary (22 HR, 1965), and Boog Powell (25 HR, 1963 and 15 HR, 1962)	
⚡ On 9/6 vs. LAD broke up Yoshinobu Yamamoto's no-hit bid with two outs in the ninth inning (solo HR)...Broke a tie with Gunnar Henderson to take sole possession of the Orioles home run lead (17 HR)...The only Oriole under 22 years old to finish the season leading the club in homers is Eddie Murray in 1977 (27 HR)	

70 • ALEX JACKSON • C (R)	.227 • 5 HR • 8 RBI
Current Streak: 0-6 (since 9/17)	2025 High: 3 G (2x, last: 8/26-29)
Last Game: 0-3, 2 K	Homestand: 1 G, 0-3, 2 K
⚡ Is slashing .250/.333/.425 (10-for-40) with one double, two homers, and four walks over his last 13 games since 8/22, including three multi-hit efforts	
⚡ Thirteen of his 20 hits (65.0%) on the year have gone for extra bases (8 2B, 5 HR)	
⚡ Completed back-to-back-to-back homers with Colton Cowser and Coby Mayo on 9/3 at SD...Extended his career high to five homers after hitting three in 2024 and 2021	
⚡ Tallied his third multi-hit game of the year on 8/22 vs. HOU...Both hits were singles, his first non-extra-base hits of the year...Each of his first 10 hits with the Orioles went for extra bases (7 2B, 3 HR)...After doubling on 8/6 at PHI, became the first player in MLB since 1900 whose first nine hits with a franchise went for extra-bases, per the <i>Elias Sports Bureau</i> ...The previous record was eight	

82 • JEREMIAH JACKSON • INF/OF (R)	.278 • 5 HR • 21 RBI
Current Streak: 0-3 (since 9/20)	2025 High: 13 G (8/21-9/2)
Last Game: 0-3	Homestand: 3 G, 1-9, 2 BB, 3 K
⚡ Since making his MLB debut on 8/1, ranks among qualified AL rookies in triples (T-1 st , 2), doubles (T-2 nd , 8), XBH (3 rd , 15), total bases (3 rd , 71), hits (3 rd , 44), RBI (5 th , 21), and runs (6 th , 19)	
⚡ Had 1+ RBI in a career-high-tying three straight games from 9/15-17 (also 8/13-15)	
⚡ Set a career high with two doubles and matched a career best with two XBH on 9/16 at CWS (also 8/30 at SF)...Was 2-for-20 (.100) with no XBH since 9/10	
⚡ Has hit safely in 26 of his last 34 games since 8/13 and in 30 of 40 career starts	
⚡ Had a career-long 16-game on-base streak from 8/21-9/6	
⚡ On 8/30 at SF, set career highs with four RBI and two extra-base hits (2B, HR)	
⚡ On 8/23 vs. HOU, hit his first major league home run off AJ Blubaugh	

3 • JORGE MATEO • INF/OF (R)	.184 • 1 HR • 3 RBI
Current Streak: 0-6 (since 9/18)	2025 High: 3 G (5/16-23)
Last Game: 0-3, K	Homestand: 2 G, 0-6, 2 K
⚡ Has stolen 15 bases in 17 attempts despite only playing in 40 games this season...Swiped 13 bags across 68 games in 2024	
⚡ Entered the game on 9/5 vs. LAD as a pinch-runner in the seventh inning, his first MLB appearance since 6/6...Was returned from his rehab assignment and reinstated from the 60-day Injured List on 9/3...Placed on the 10-day IL with left elbow inflammation on 6/10, retroactive to 6/7...Began a rehab assignment with Triple-A Norfolk on 6/25, but was transferred to the 60-day IL with a left hamstring strain on 7/6...Began his latest rehab assignment on 8/20 with Norfolk	
⚡ His 96 stolen bases since 2022 rank seventh in the AL	

16 • COBY MAYO • INF (R)	.207 • 9 HR • 25 RBI
Current Streak: 1 G (2-3; since 9/20)	2025 High: 4 G (3x, last: 9/1-5)
Last Game: 2-3, 2B, RBI	Homestand: 3 G, 3-9, 2B, RBI, 3 K
⚡ Has hit safely in seven of nine games since 9/11, batting .379 (11-for-29) with two doubles, two home runs, four walks, and four RBI	
⚡ Owns an .865 OPS in 17 September games after posting a .469 OPS in August (25 G)	
⚡ Had his career-best seven-game on-base streak come to an end on Friday...Reached base 2+ times in a career-best five consecutive games from 9/13-17...Scored 1+ run in a career-best five straight games since 9/13-17	
⚡ Homered in consecutive games for the first time in his career on from 9/13-14 at TOR...Is tied for second among AL rookies with four homers since 8/29	
⚡ Since 8/1, his 56 strikeouts are tied for fifth most in the AL...Has 1+ strikeout in 29 of 33 games since 8/12	
⚡ On 9/3 at SD, hit the second of three back-to-back-to-back homers with Colton Cowser and Alex Jackson	

6 • RYAN MOUNTCASTLE • INF (R)	.256 • 6 HR • 33 RBI
Current Streak: 4 G (4-15; since 9/15)	2025 High: 12 G (5/4-18)
Last Game: 1-4, 2 K	Homestand: 3 G, 3-11, HR, 2 RBI, 3 K
⚡ His home run on Friday was hit at 114.3 mph, marking the hardest-hit long ball of his career...Has recorded the three hardest-hit balls by the Orioles this year (116.7 mph-1B, 3/30 at TOR & 115.7 mph-2B, 3/27 at TOR)	
⚡ Slashing .298/.329/.440 (42-for-141) with eight doubles, four homers, and 18 RBI in 36 games since 5/27	
⚡ Is 19-for-35 (.543) with four doubles and one homer on the first pitch of an at-bat...His .528 (19-for-36) average in 0-0 counts ranks second among qualified MLB hitters behind NYY's Aaron Judge (.588 AVG, 40-for-68)	
⚡ On 8/29 at SF, set a season high with four RBI	
⚡ On 8/14 vs. SEA, stole two bases for the first time in his career...The second was a steal of home on a double steal, his second such stolen base this season...Is the fourth player in O's history (since 1954) with multiple steals of home in one year, along with Doug DeCinces (1980), Davey Johnson (1971), and Don Buford (1970)	

9 • TYLER O'NEILL • OF (R)	.198 • 8 HR • 24 RBI
Current Streak: 0-8 (since 9/17)	2025 High: 5 G (7/24-29 [G1])
Last Game: 0-3, R, BB, K	Homestand: 2 G, 0-6, R, 2 BB, 2 K
⚡ Has drawn a walk in a season-high-tying three straight games (also 7/26-29 [G1])	
⚡ On 9/17 at CWS, matched a career high with two steals (4x, last: 5/14/25 [G1] vs. MIN)	
⚡ Is 2-for-19 (.105) with five walks and one RBI in five games since returning from the 10-day Injured List...Was reinstated on 9/12 (right wrist inflammation)	
⚡ In 10 games prior to his IL stint from 7/24-8/5, slashed .333/.400/.867 (10-for-30) with one double, five home runs, 12 RBI, and four walks	
⚡ From 7/25-29 (G1), homered in a career-high four straight games, the first Oriole to accomplish the feat since Gunnar Henderson (4 G, 5/17-20/24)	
⚡ Of his 32 hits this season, 15 have gone for extra bases (6 2B, 1 3B, 8 HR)	

52 • LUIS VÁZQUEZ • INF (R)	.160 • 1 HR • 3 RBI
Current Streak: 0-for-last-4 (since 9/7)	2025 High: 2 G (8/22-24)
9/18 vs. NYY: 0-3, 2 K	Homestand: 1 G, 0-3, 2 K
⚡ On Thursday vs. NYY, made his first start since 9/7 vs. LAD	
⚡ Drew a career-high two walks on 9/3 at SD...Had one walk in his first 39 career games	
⚡ Matched a career high with two hits on 8/31 at SF (also 8/22 vs. HOU)	
⚡ On 9/14 at TOR, made his fourth pitching appearance (4.1 IP) of the year, tying the most by a primary Orioles position player in a season (S. Wilkerson, 2019)	
⚡ On 8/24 vs. HOU, hit his first career home run off John Rooney	
⚡ On 6/30 at TEX, recorded his first hit, RBI, and run scored as an Oriole, all coming after pinch-hitting in the 11 th inning	

11 • JORDAN WESTBURG • INF (R)	.261 • 15 HR • 34 RBI
Current Streak: 0-4 (since 9/21)	2025 High: 7 G (6/27-7/11)
Last Game: 0-4, 3 K	Homestand: 3 G, 1-12, 2 R, 7 K
⚡ Tied a career high with two walks on 9/16 at CWS (5x, last: 5/12/24 vs. ARI)	
⚡ Slashing .287/.335/.455 (48-for-167) with four doubles, eight home runs, 36 runs scored, and 20 RBI in 41 games since 7/4	
⚡ Reinstated from the 10-day Injured List (right ankle sprain) on Tuesday...Was placed on the IL on 8/22, retroactive to 8/19, after leaving the game on 8/18 at BOS...Has been on the IL twice this season (also 4/27-6/9, left hamstring strain)	
⚡ Went 2-for-11 with two home runs and four RBI in three rehab games with Triple-A Norfolk...In his final appearance on 9/14 at Durham, hit a first-inning solo homer and a go-ahead three-run shot in the ninth inning with the team down 5-4	
⚡ On 8/17 at HOU, had a career-high five RBI and a career-high-tying four hits (4x, last: 7/29/25 [G1] vs. TOR)	



ADDITIONAL HITTER INFO

			MULTI-HIT GAMES					MULTI-RBI GAMES						LAST HR (DATE/PITCHER)		MULTI-HR GAMES		
	vs. LHP	vs. RHP	2	3	4	5	TOTAL	2	3	4	5	6+	TOTAL			2025	CAREER	LAST (HRS)
Samuel Basallo	.158	.192	2	-	-	-	2	4	-	-	-	-	4	9/16/25 at CWS (Smith)		-	-	-
Dylan Beavers	.176	.290	7	-	-	-	7	2	1	-	-	-	3	9/17/25 at CWS (Pérez)		-	-	-
Dylan Carlson	.206	.208	8	2	-	-	10	4	1	-	-	-	5	8/16/25 at HOU (Alexander)		-	3	6/20/23 at WSH (2)
Colton Cowser	.171	.210	7	3	-	-	10	2	6	-	-	-	8	9/15/25 at CWS (Alexander)		-	2	9/20/24 vs. DET (2)
Gunnar Henderson	.229	.299	35	7	1	-	43	12	2	2	-	-	16	8/24/25 vs. HOU (Arrighetti)		-	2	6/21/24 at HOU (2)
Jackson Holliday	.204	.264	24	9	1	-	34	6	1	2	-	-	9	9/6/25 vs. LAD (Yamamoto)	1	1		5/4/25 vs. KC (2)
Alex Jackson	.250	.217	5	-	-	-	5	-	-	-	-	-	-	9/3/25 at SD (Cortes)		-	-	-
Jeremiah Jackson	.260	.287	9	2	-	-	11	2	1	1	-	-	4	9/9/25 vs. PIT (Ashcraft)		-	-	-
Jorge Mateo	.205	.162	3	-	-	-	3	1	-	-	-	-	1	5/31/25 vs. CWS (Martin)		-	1	8/2/22 at TEX (2)
Coby Mayo	.244	.188	6	2	-	-	8	2	1	1	-	-	4	9/14/25 at TOR (Bieber)		-	-	-
Ryan Mountcastle	.265	.253	17	3	-	-	20	5	-	1	-	-	6	9/19/25 vs. NYY (Warren)		-	10	6/4/24 at TOR (2)
Tyler O'Neill	.163	.212	5	1	1	-	7	3	2	1	-	-	6	8/4/25 at PHI (Luzardo)		-	12	9/9/24 vs. BAL (2)
Luis Vázquez	.154	.167	2	-	-	-	2	-	-	-	-	-	-	8/24/25 vs. HOU (Rooney)		-	-	-
Jordan Westburg	.265	.259	10	6	3	-	19	5	2	-	1	-	8	8/17/25 at HOU (Dubin)	1	1		3/29/25 at TOR (2)

O's HITTERS															2025 vs. NEW YORK YANKEES															CAREER vs. NEW YORK YANKEES														
PLAYER	G	AB	R	H	2B	3B	HR	RBI	BB	IBB	SO	AVG	OBP	SLG	G	AB	R	H	2B	3B	HR	RBI	BB	IBB	SO	AVG	OBP	SLG																
Samuel Basallo	2	7	0	1	0	0	0	1	0	0	1	.143	.143	.143	2	7	0	1	0	0	0	1	0	0	1	.143	.143	.143																
Dylan Beavers	1	3	0	0	0	0	0	0	1	0	0	1	.000	.250	.000	1	3	0	0	0	0	0	0	1	0	0	1	.000	.250	.000														
Dylan Carlson	7	12	0	2	1	0	0	1	0	0	2	.167	.167	.250	13	30	3	5	2	0	0	2	1	0	6	.167	.194	.233																
Colton Cowser	4	14	1	3	2	0	0	1	0	0	5	.214	.267	.357	20	64	7	11	3	0	1	6	6	0	25	.172	.284	.266																
Gunnar Henderson	9	26	5	8	2	0	1	3	6	0	5	.308	.438	.500	38	143	26	39	10	0	6	21	16	0	38	.273	.354	.469																
Jackson Holliday	8	29	3	8	0	0	0	1	1	0	5	.276	.300	.276	9	30	3	9	0	0	0	1	1	0	5	.300	.323	.300																
Alex Jackson	1	3	0	0	0	0	0	0	0	0	2	.000	.000	.000	8	19	2	1	0	0	1	3	1	0	10	.053	.100	.211																
Jeremiah Jackson	3	9	0	1	0	0	0	0	2	0	3	.111	.273	.111	3	9	0	1	0	0	0	0	2	0	3	.111	.273	.111																
Jorge Mateo	3	9	0	1	1	0	0	0	0	0	4	.111	.111	.222	36	119	11	28	4	0	2	10	7	0	36	.235	.279	.319																
Coby Mayo	5	15	0	5	2	0	0	2	0	0	3	.333	.333	.467	5	15	0	5	2	0	0	2	0	0	3	.333	.333	.467																
Ryan Mountcastle	6	22	2	4	0	0	2	5	0	0	10	.182	.167	.455	66	244	25	57	11	0	9	39	15	0	83	.234	.271	.389																
Tyler O'Neill	2	6	1	0	0	0	0	0	2	0	2	.000	.250	.000	16	60	9	10	4	0	3	9	7	0	25	.167	.261	.383																
Luiz Vázquez	2	6	0	0	0	0	0	0	0	0	2	.000	.000	.000	2	6	0	0	0	0	0	0	0	0	2	.000	.000	.000																
Jordan Westburg	5	17	2	1	0	0	0	0	1	0	10	.059	.111	.059	22	77	12	17	3	2	0	7	5	0	26	.221	.277	.312																

O's PITCHERS															2025 vs. NEW YORK YANKEES															CAREER vs. NEW YORK YANKEES														
PLAYER	W	L	SV	G	GS	INN	H	R	ER	HR	BB	K	ERA	AVG	W	L	SV	G	GS	INN	H	R	ER	HR	BB	K	ERA	AVG																
Keegan Akin	0	0	1	5	0	5.0	3	1	1	0	3	8	1.80	.188	1	1	2	22	3	39.2	27	15	15	2	19	40	3.40	.191																
Kyle Bradish															1	1	0	5	5	25.0	25	10	9	2	15	24	3.24	.260																
Yennier Cano	0	0	0	6	0	5.2	8	2	1	0	1	5	1.59	.364	0	1	1	19	0	18.2	22	9	8	2	9	15	3.86	.306																
José Castillo	0	0	0	2	0	3.0	2	1	1	0	2	6	3.00	.182	0	0	0	2	0	3.0	2	1	1	0	2	6	3.00	.182																
Dietrich Enns	0	0	0	1	0	1.0	2	2	2	1	0	1	18.00	.400	0	0	0	1	0	1.0	2	2	2	1	0	1	18.00	.400																
Jose Espada	0	0	0	1	0	3.0	1	0	0	0	0	4	0.00	.111	0	0	0	1	0	3.0	1	0	0	0	0	4	0.00	.111																
Rico Garcia	0	0	0	2	0	3.0	2	0	0	0	1	3	0.00	.182	0	0	0	4	0	5.2	9	6	6	2	5	4	9.53	.346																
Yaramil Hiraldo																																												
Dean Kremer	0	0	0	1	1	5.2	5	1	1	0	1	7	1.59	.227	4	3	0	13	13	67.0	62	32	31	13	26	72	4.16	.245																
Cade Povich	0	1	0	2	2	9.2	8	6	6	2	7	7	5.59	.235	0	2	0	4	4	19.2	14	10	10	3	17	14	4.58	.209																
Trevor Rogers	1	0	0	1	1	6.0	1	0	0	0	2	7	0.00	.056	1	0	0	3	3	12.2	8	2	2	0	6	15	1.42	.186																
Kade Stroud	0	0	0	1	0	1.0	0	0	0	0	0	2	0.00	.000	0	0	0	1	0	1.0	0	0	0	0	0	2	0.00	.000																
Tomoyuki Sugano	1	1	0	3	3	11.2	18	7	7	3	5	15	5.40	.346	1	1	0	3	3	11.2	18	7	7	3	5	15	5.40	.346																
Tyler Wells															0	5	1	14	8	46.1	40	27	27	13	14	42	5.24	.229																

RECENT TRANSACTIONS

DATE	TRANSACTION
9/19	Recalled RHP Jose Espada from Triple-A Norfolk...Placed RHP Chayce McDermott on the Bereavement/Family Medical Emergency List... RHP Scott Blewett (right elbow discomfort) was returned from his rehab assignment, reinstated from the 60-day Injured List, and designated for assignment... INF Emmanuel Rivera cleared outright waivers and accepted an assignment to Triple-A Norfolk.
9/17	C Adley Rutschman (right oblique strain) began a rehab assignment with Triple-A Norfolk.
9/16	Activated LHP José Castillo ... INF Jordan Westburg (right ankle sprain) was returned from his rehab assignment and reinstated from the 10-day Injured List...Designated INF Emmanuel Rivera for assignment.
9/15	Recalled RHP Yaramil Hiraldo and RHP Chayce McDermott from Triple-A Norfolk...Claimed LHP José Castillo off waivers from the Seattle Mariners...Placed RHP Albert Suárez (right elbow discomfort) on the 15-day Injured List...Designated RHP Carson Ragsdale for assignment...Optioned LHP Grant Wolfram to Triple-A Norfolk (postgame).
9/14	Recalled RHP Carson Ragsdale from Triple-A Norfolk...Placed RHP Shawn Dubin (right elbow discomfort) on the 15-day Injured List, retroactive to 9/13...Optioned RHP Carson Ragsdale to Triple-A Norfolk (postgame).
9/13	RHP Colin Selby began a rehab assignment with Triple-A Norfolk.
9/12	OF Tyler O'Neill (right wrist inflammation) was returned from his rehab assignment and reinstated from the 10-day Injured List...Optioned OF Daniel Johnson ² to Triple-A Norfolk... INF Jordan Westburg (right ankle sprain) began a rehab assignment with Triple-A Norfolk.
9/10	C Gary Sánchez (right knee sprain) began a rehab assignment with Triple-A Norfolk.
9/9	Transferred the rehab assignment of OF Tyler O'Neill (right wrist inflammation) to Triple-A Norfolk.
9/7	OF Tyler O'Neill (right wrist inflammation) began a rehab assignment with Double-A Chesapeake.
9/4	RHP Corbin Martin cleared outright waivers and accepted an assignment to Triple-A Norfolk.
9/3	RHP Scott Blewett (right elbow discomfort) began a rehab assignment with Triple-A Norfolk.
9/2	Reinstated RHP Tyler Wells (right elbow UCL surgery) and INF/OF Jorge Mateo (left hamstring strain) from the 60-day Injured List...Optioned C Maverick Handley ³ to Triple-A Norfolk...Designated RHP Corbin Martin and RHP Elvin Rodriguez for assignment.
9/1	RHP Albert Suárez (right subscapularis strain) was returned from his rehab assignment and reinstated from the 60-day Injured List...Recalled C Maverick Handley from Triple-A Norfolk... RHP Cody Poteet elected free agency in lieu of accepting an outright assignment to Triple-A Norfolk.
8/30	RHP Matt Bowman cleared unconditional release waivers and was released... RHP Cody Poteet (right shoulder inflammation) was returned from his rehab assignment, reinstated from the 60-day Injured List, and outrighted to Triple-A Norfolk.
8/29	INF Vimalael Machín cleared outright waivers and accepted an assignment to Triple-A Norfolk.
8/28	Activated RHP Shawn Dubin ...Designated RHP Roansy Contreras for assignment.
8/27	Selected the contracts of RHP Roansy Contreras and INF Emmanuel Rivera from Triple-A Norfolk...Transferred RHP Brandon Young (left hamstring strain) to the 60-day Injured List...Designated INF Vimalael Machín for assignment.
8/26	Reinstated RHP Kyle Bradish (right elbow UCL surgery) from the 60-day Injured List...Claimed RHP Shawn Dubin off waivers from the Houston Astros...Transferred RHP Scott Blewett (right elbow discomfort) to the 60-day Injured List...Designated RHP Matt Bowman for assignment...Optioned RHP Yaramil Hiraldo ⁵ to Triple-A Norfolk (postgame).
8/23	RHP Cody Poteet (right shoulder inflammation) began a rehab assignment with Triple-A Norfolk.
8/22	Selected the contracts of RHP Matt Bowman and INF Vimalael Machín from Triple-A Norfolk...Placed RHP Brandon Young (left hamstring strain) on the 15-day Injured List...Placed INF Jordan Westburg (right ankle sprain) on the 10-day Injured List, retroactive to 8/19...Transferred RHP Félix Bautista (right shoulder surgery) and C Gary Sánchez (right knee sprain) to the 60-day Injured List.

EUTAW STREET HOME RUNS

DATE	PLAYER (Team)	OPP. (Pitcher)	DISTANCE
6/28	Jonathan Aranda (TB)	BAL (Eflin)	467 ft.
4/29	Trent Grisham (NYY)	BAL (Gibson)	399 ft.
4/19	Jake Fraley (CIN)	BAL (Young)	421 ft.
2025 totals - 3 (0 by Orioles, 3 by opponents)			
*Total since 1992 - 134 (64 by Orioles, 70 by opponents)			
O's CHALLENGES			
TEAM	TOTAL	WON	LOST
Orioles	43	18	25
Opponents	31	19	12
Success Rate		42%	61%
Last by O's: 9/10 vs. PIT (T8)		Batter/Runner: Yorke	Tag Play (1B)
Last by Opp.: 9/2 at SD (T4)		Batter/Runner: Holliday	Tag Play (2B)
			Safe/Stands
			Safe/Overturned

RECORD BY POSITION

PLAYER	C	1B	2B	3B	SS	LF	CF	RF	DH
Jordyn Adams	-	-	-	-	-	-	0-1	-	-
Greg Allen	-	-	-	-	-	0-1	1-2	-	-
Samuel Basallo	10-8	0-1	-	-	-	-	-	-	4-1
Dylan Beavers	-	-	-	-	-	11-5	-	5-6	-
Dylan Carlson	-	-	-	-	-	21-20	7-5	3-5	-
Colton Cowser	-	-	-	-	-	19-22	21-17	-	0-1
Maverick Handley	7-7	-	-	-	-	-	-	-	-
Gunnar Henderson	-	-	-	-	64-71	-	-	-	3-5
Jackson Holliday	-	-	61-70	-	4-2	-	-	-	2-2
Alex Jackson	13-13	-	-	-	-	-	-	-	-
Jeremiah Jackson	-	-	-	4-4	-	-	-	15-14	1-2
Daniel Johnson	-	-	-	-	-	1-1	3-1	-	-
Heston Kjerstad	-	-	-	-	-	10-15	-	10-10	1-0
Ramón Laureano	-	-	-	-	-	9-14	0-1	21-18	3-4
Vimalael Machin	-	-	-	1-2	-	-	-	-	-
Jorge Mateo	-	-	1-4	-	0-8	1-0	5-5	-	-
Coby Mayo	-	35-26	-	0-2	-	-	-	-	4-4
Ryan Mountcastle	-	18-32	-	-	-	-	-	-	14-15
Cedric Mullins	-	-	-	-	-	-	36-50	-	1-1
Ryan Noda	-	-	-	-	-	-	-	2-1	-
Ryan O'Hearn	-	19-20	-	-	-	0-2	-	5-9	14-17
Tyler O'Neill	-	-	-	-	-	1-2	-	12-19	6-6
Emmanuel Rivera	-	1-3	-	14-12	-	-	-	-	1-0
Adley Rutschman	29-33	-	-	-	-	-	-	-	7-11
Jacob Stallings	4-7	-	-	-	-	-	-	-	-
Gary Sánchez	8-11	-	-	-	-	-	-	-	3-4
Chadwick Tromp	2-3	-	-	-	-	-	-	-	-
Ramón Urías	-	-	1-0	32-34	-	-	-	-	1-1
Luis Vázquez	-	-	1-2	1-2	5-1	-	-	-	-
Jordan Westburg	-	-	9-6	21-26	-	-	-	-	8-8

2025 BY THE NUMBERS			
	HOME	AWAY	TOTAL
Overall	37-40	36-42	73-82
MONTH	HOME	AWAY	TOTAL
March (5)	1-0	2-2	3-2
April (25)	6-7	3-9	9-16
May (27)	4-10	5-8	9-18
June (27)	8-5	8-6	16-11
July (25)	4-10	5-7	13-12
August (28)	4-10	7-7	11-17
September (25)	6-3	6-3	12-6
TOTAL (162)	37-40	36-42	73-82
DAY OF WEEK	HOME	AWAY	TOTAL
Monday (14)	5-1	5-4	10-5
Tuesday (23)	3-8	5-7	8-15
Wednesday (25)	5-7	5-6	10-13
Thursday (18)	5-6	5-1	10-7
Friday (26)	8-4	4-8	12-12
Saturday (28)	6-7	7-8	13-15
Sunday (27)	5-7	5-8	10-15
TOTAL (162)	37-40	36-42	73-82
VS. AL EAST	HOME	AWAY	TOTAL
Boston Red Sox (13)	1-6	4-2	5-8
New York Yankees (13)	3-3	1-2	4-5
Tampa Bay Rays (13)	2-1	3-4	5-5
Toronto Blue Jays (13)	4-2	2-5	6-7
TOTAL (52)	10-12	10-13	20-25
VS. AL CENTRAL	HOME	AWAY	TOTAL
Chicago White Sox (7)	3-0	3-0	6-0
Cleveland Guardians (7)	2-1	1-3	3-4
Detroit Tigers (6)	1-2	0-3	1-5
Kansas City Royals (6)	1-2	1-2	2-4
Minnesota Twins (6)	0-3	0-3	0-6
TOTAL (32)	7-8	5-11	12-19
VS. AL WEST	HOME	AWAY	TOTAL
Athletics (6)	1-2	1-2	2-4
Houston Astros (7)	1-3	2-1	3-4
Los Angeles Angels (6)	3-0	2-1	5-1
Seattle Mariners (6)	2-1	3-0	5-1
Texas Rangers (7)	1-2	1-2	2-4
TOTAL (32)	8-8	9-6	17-14
VS. NL EAST	HOME	AWAY	TOTAL
Atlanta Braves (3)	-	3-0	3-0
Miami Marlins (3)	1-2	-	1-2
New York Mets (3)	2-1	-	2-1
Philadelphia Phillies (3)	-	1-2	1-2
Washington Nationals (4)	0-3	1-2	1-5
TOTAL (16)	3-6	5-4	8-10
VS. NL CENTRAL	HOME	AWAY	TOTAL
Chicago Cubs (3)	-	1-2	1-2
Cincinnati Reds (3)	1-2	-	1-2
Milwaukee Brewers (3)	-	1-2	1-2
Pittsburgh Pirates (3)	3-0	-	3-0
St. Louis Cardinals (3)	1-2	-	1-2
TOTAL (15)	5-4	2-4	7-8
VS. NL WEST	HOME	AWAY	TOTAL
Arizona Diamondbacks (3)	-	1-2	1-2
Colorado Rockies (3)	2-1	-	2-1
Los Angeles Dodgers (3)	2-1	-	2-1
San Diego Padres (3)	-	3-0	3-0
San Francisco Giants (3)	-	1-2	1-2
TOTAL (15)	4-2	5-4	9-6





BALTIMORE ORIOLES - WALK-OFF AND MISC. HOME RUNS

Baltimore Orioles Walk-off Wins							
Date	Score	Batter/Runner	Action	RBI	Pitcher	INN	OUTS
9/10	PIT 1 @ BAL 2	Dylan Beavers	1B	1	Kyle Nicolas	10	0
9/9	PIT 2 @ BAL 3	Samuel Basallo	1B	1	Dauri Moreta	11	0
9/6	LAD 3 @ BAL 4	Emmanuel Rivera	1B	2	Tanner Scott	9	2
9/5	LAD 1 @ BAL 2	Samuel Basallo	HR	1	Tanner Scott	9	2
8/13	SEA 3 @ BAL 4	Jackson Holliday	2B	1	Matt Brash	9	2
Opponent Walk-off Wins							
Date	Score	Batter/Runner	Action	RBI	Pitcher	INN	OUTS
9/13	BAL 4 @ HOU 5	Alejandro Kirk	SF	1	Yennier Cano	9	1
8/16	BAL 4 @ HOU 5	Ramón Urias	FC	1	Keegan Akin	12	1
8/3	BAL 3 @ CHC 5	Justin Turner	HR	2	Keegan Akin	9	0
5/24 (G1)	BAL 5 @ BOS 6	Rafael Devers	1B	1	Gregory Soto	10	1
Baltimore Orioles Back-to-Back Home Runs							
Date	Score	Batters	Pitcher	INN	OUTS		
9/3	BAL 7 @ SD 5	Colton Cowser/Coby Mayo/Alex Jackson	Nestor Cortes	3	1		
8/8	ATH 2 @ BAL 3	Adley Rutschman/Ryan Mountcastle	J.T. Ginn	1	2		
7/29 (G1)	TOR 4 @ BAL 16	Tyler O'Neill/Ramón Urias	Lazaro Estrada	6	1		
7/28	TOR 4 @ BAL 11	Cedric Mullins/Coby Mayo	Chris Bassitt	2	2		
6/24	TEX 6 @ BAL 5 (10)	Gary Sánchez/Ramón Urias/Ryan O'Hearn	Chris Martin	7	0		
6/14	LAA 5 @ BAL 6	Cedric Mullins/Gary Sánchez	Tyler Anderson	6	0		
6/5	BAL 4 @ SEA 3	Adley Rutschman/Gunnar Henderson	Bryan Woo	6	0		
5/14 (G2)	MIN 8 @ BAL 6	Cedric Mullins/Heston Kjerstad	Simeon Woods Richardson	3	2		
4/19	CIN 5 @ BAL 9	Ramón Laureano/Jordan Westburg	Carson Spiers	7	2		
4/19	CIN 5 @ BAL 9	Cedric Mullins/Gunnar Henderson	Hunter Greene	1	0		
3/27	BAL 12 @ TOR 2	Adley Rutschman/Jordan Westburg	Yariel Rodriguez	8	1		
Opponent Back-to-Back Home Runs							
Date	Score	Batters	Pitcher	INN	OUTS		
9/7	LAD 5 @ BAL 2	Shohei Ohtani/Mookie Betts	Tomoyuki Sugano	3	0		
8/4	BAL 3 @ PHI 13	Edmundo Sosa/Weston Wilson	Elvin Rodriguez	8	1		
5/18	WSH 10 @ BAL 4	Dylan Crews/CJ Abrams	Zach Eflin	2	1		
5/15	MIN 4 @ BAL 0	DaShawn Keirsey Jr./Byron Buxton	Tomoyuki Sugano	3	1		
5/4	KC 11 @ BAL 6	Bobby Witt Jr./Vinnie Pasquantino	Yennier Cano	7	1		
4/29	NY 15 @ BAL 3	Trent Grisham/Aaron Judge/Ben Rice	Kyle Gibson	1	0		
Baltimore Orioles Grand Slams							
Date	Score	Batter	Pitcher	INN	OUTS		
6/15	LAA 2 @ BAL 11	Gary Sánchez	Connor Brogdon	7	2		
5/14	MIN 8 @ BAL 6	Cedric Mullins	Simeon Woods Richardson	3	2		
4/16	CLE 1 @ BAL 9	Jackson Holliday	Gavin Williams	2	1		
Opponent Grand Slams							
Date	Score	Batter	Pitcher	INN	OUTS		
8/4	BAL 3 @ PHI 13	Kyle Schwarber	Yaramil Hiraldo	6	2		
7/18	BAL 1 @ TB 11	Yandy Diaz	Grant Wolfram	6	1		
5/23	BAL 5 @ BOS 19	Rafael Devers	Emmanuel Rivera	8	2		
4/20	BAL 8 @ TB 12	Noelvi Marte	Jorge Mateo	8	2		
Baltimore Orioles Inside-the-Park Home Runs							
Date	Score	Batter	RBI	Pitcher	INN	OUTS	
Opponent Inside-the-Park Home Runs							
Date	Score	Batter	RBI	Pitcher	INN	OUTS	
Baltimore Orioles Pinch-Hit Home Runs							
Date	Score	Batter	RBI	Pitcher	INN	OUTS	
7/26	COL 0 @ BAL 18	Alex Jackson	1	Kyle Farmer	8	0	
7/10 (G1)	NYM 1 @ BAL 3	Gunnar Henderson	2	Ryne Stanek	8	0	
5/10	BAL 2 @ LAA 5	Ramón Laureano	1	Brook Burke	9	0	
Opponent Pinch-Hit Home Runs							
Date	Score	Batter	RBI	Pitcher	INN	OUTS	
8/3	BAL 3 @ CHC 5	Justin Turner	2	Keegan Akin	9	0	
7/30	TOR 9 @ BAL 8	Nathan Lukes	3	Yennier Cano	7	2	
6/18	BAL 8 @ TB 7	Brandon Lowe	2	Yennier Cano	5	2	
5/11	BAL 7 @ LAA 3	Matthew Lugo	1	Félix Bautista	9	2	
5/7	BAL 2 @ MIN 5	Harrison Bader	2	Keegan Akin	7	1	
Baltimore Orioles Leadoff Home Runs							
Date	Score	Batter	Pitcher				
9/3	BAL 7 @ SD 5	Jackson Holliday	Nestor Cortes				
7/20	BAL 5 @ TB 3	Jackson Holliday	Ryan Pepiot				
5/31	CWS 2 @ BAL 4	Jackson Holliday	Davis Martin				
4/19	CIN 5 @ BAL 9	Cedric Mullins	Hunter Greene				
4/3	BOS 8 @ BAL 4	Cedric Mullins	Tanner Houck				
3/29	BAL 9 @ TOR 5	Colton Cowser	Max Scherzer				
Opponent Leadoff Home Runs							
Date	Score	Batter	Pitcher				
9/7	LAD 5 @ BAL 2	Shohei Ohtani	Tomoyuki Sugano				
8/27	BOS 3 @ BAL 2	Roman Anthony	Dietrich Enns				
8/25	BOS 4 @ BAL 3	Roman Anthony	Tomoyuki Sugano				
6/16	BAL 1 @ TB 7	Josh Lowe	Zach Eflin				
5/24 (G1)	BAL 5 @ BOS 6	Jarren Duran	Zach Eflin				
5/18	WSH 10 @ BAL 4	CJ Abrams	Zach Eflin				
4/29	NY 15 @ BAL 3	Trent Grisham	Kyle Gibson				
4/23	BAL 3 @ WSH 4	James Wood	Tomoyuki Sugano				

LAST TIME IT HAPPENED	
BATTING	
Eutaw St. Home Run	Gunnar Henderson, 8/14/24 vs. WSH (Herz)
Opponent	Jonathan Aranda, 6/28/25 vs. TB (Eflin)
Second Deck Home Run in LF at OPACY	Austin Hays, 6/7/22 vs. CHC (Mills)
Opponent	Pete Alonso, 9/2/20 vs. NYM (Means)
Grand Slam	Gary Sánchez, 6/15/25 vs. LAA (Brogdon)
Two Grand Slams in One Game	Reimold, Clevenger, 9/11/15 vs. KC (Herrera, Chamberlain)
Pinch-Hit Home Run	Alex Jackson, 7/26/25 vs. COL (Farmer)
Pinch-Hit Walk-Off Home Run	Nolan Reimold, 7/24/16 vs. CLE (Allen)
Pinch-Hit Grand Slam	Dwight Evans, 7/26/91 vs. OAK (Nelson)
Inside-the-Park Home Run	Jorge Mateo, 8/20/23 at OAK (Sears)
LH & RH Home Run, Same Game	Anthony Santander, 8/7/24 at TOR (Francis, Yarbrough)
Individual 2-Home Run Game	Jackson Holliday, 5/4/25 vs. KC (Lorenzen)
Individual 3-Home Run Game	Ryan Mountcastle, 6/19/21 vs. TOR (Manoah, Kay)
Individual 4-Home Run Game	Never
Home Run in Consecutive Games	Dylan Beavers, 9/16-17/25 at CWS
Home Run in 3 Consecutive Games	Tyler O'Neill, 7/25-29 (G1)/25 vs. COL, vs. TOR (4 G)
Home Run in 4 Consecutive Games	Tyler O'Neill, 7/25-29 (G1)/25 vs. COL, vs. TOR
Home Run in 5 Consecutive Games	Jonathan Schoop, 7/22-27/18 vs. TOR, BOS, TB
Home Run in 6 Consecutive Games	Chris Davis, 9/26-10/2/12 vs. TOR, BOS, TB
4-Home Run Game, Team	9/3/25 at SD
5-Home Run Game, Team	4/19/25 vs. CIN
6-Home Run Game, Team	3/27/25 at TOR
7-Home Run Game, Team	6/2/16 vs. BOS
8+-Home Run Game, Team	6/16/15 vs. PHI (8 HR)
10+-Run Game, Team	8/17/25 at HOU (12 R)
15+-Run Game, Team	7/29/25 (G1) vs. TOR (16 R)
20+-Run Game, Team	6/27/25 vs. TB (22 R)
Back-to-Back HR	Cowser/Mayo/A. Jackson, 9/3/25 at SD (3 rd inning)
Back-to-Back HR to Start First Inning	Mullins/Henderson, 4/19/25 vs. CIN
Back-to-Back-to-Back HR	Cowser/Mayo/A. Jackson, 9/3/25 at SD (3 rd inning)
Back-to-Back-to-Back HR to Start First Inning	Flaherty/Hardy/Markakis, 5/10/12 (G1) vs. TEX
2 Back-to-Back HRs, Same Game	Mullins/Henderson (1 st) & Laureano/Westburg (7 th), 4/19/25 vs. CIN
Leadoff Home Run	Jackson Holliday, 9/3/25 at SD (Cortes)
Walk-Off Win	Dylan Beavers (1B), 9/10/25 vs. PIT (Nicolas)
Walk-Off Home Run	Samuel Basallo, 9/5/25 vs. LAD (Scott)
Walk-Off Grand Slam	Manny Machado, 8/18/17 vs. LAA (Middleton)
Walk-Off Home Run, Eutaw St.	Rio Ruiz, 8/11/19 vs. HOU (Osuna)
Home Run, 15 th Inning or later	Jonathan Villar, 7/25/19 at LAA (Canning)
Home Run, 17 th Inning or later	Adam Jones, 5/6/12 at BOS (McDonald)
Home Run by a Pitcher	Zack Britton, 7/3/11 at ATL (Beachy)
2-Home Run Game by a Pitcher	Milt Pappas, 8/27/61 at MIN (Ramos)
Oriole to hit a Home Run for 1 st ML hit	Connor Norby, 6/4/24 at TOR (Pearson)
Oriole w/ 2 Home Runs in One Inning	Mark Trumbo, 4/15/16 at TEX (7 th inning, Pérez, Shields, Albers)
Oriole w/ 3 Home Runs in Consecutive Innings	Manny Machado, 8/7/16 at CWS (1 st , 2 nd , 3 rd inning, Faulkner, Albers)
5-Hit Game	Adley Rutschman, 6/21/24 at HOU
6-Hit Game	Cal Ripken, Jr., 6/13/99 at ATL
5-RBI Game	Jordan Westburg, 8/17/25 at HOU
6-RBI Game	Adley Rutschman, 6/9/24 at TB
7-RBI Game	Ryan Mountcastle, 4/11/23 vs. OAK (9 RBI)
8-RBI Game	Ryan Mountcastle, 4/11/23 vs. OAK (9 RBI)
9-RBI Game	Ryan Mountcastle, 4/11/23 vs. OAK
PITCHING	
Perfect Game	Never
No-Hitter	5/5/21 at SEA (Means)
1-Hitter	8/15/25 at HOU (Young, Hiraldo)
Complete Game	8/1/25 at CHC (Rogers, 8.0 IP)
Complete Game, 9.0+ IP	9/23/22 vs. HOU (Kremer, 9.0 IP)
Shutout	9/23/22 vs. HOU (Kremer)
Team Shutout	8/17/25 at HOU (Kremer, Wolfram, Martin)
Consecutive CG, Pitcher	Sidney Ponson (2), 5/16-22/04
Consecutive Shutouts, Pitcher	Mike Mussina (2), 9/26-10/1/95
Consecutive CG, Team	5/13-14/11 (Guthrie, Bergesen)
Consecutive Shutouts, Team	4/18-19/23 at WSH
10+ Strikeout Game, Pitcher	Kyle Bradish (10), 8/26/25 vs. BOS
15+ Strikeout Game, Pitcher	Erik Bedard (15), 7/7/07 at TEX
10+ Strikeout Game, Team	9/20/25 vs. NYJ (10 K)
15+ Strikeout Game, Team	9/15/25 at CWS (15 K)
4+ Strikeouts in an inning	Mike Cuellar (4), 5/29/70 at CAL
Immaculate Inning	Brandon Young, 7/8/25 vs. NYM (5 th inning)
MISCELLANEOUS	
Hit for the Cycle	Cedric Mullins, 5/12/23 vs. PIT (7 th in club history)
Steal of Home	Ryan Mountcastle, 8/14/25 vs. SEA
Position Player to Pitch	Luis Vázquez, 9/14/25 at TOR (1.0 IP)
Triple Play Turned	9/18/22, Bottom 3 rd at TOR (Chapman batting/Kremer pitching)
Manager Ejection	Scoring: 6-4-3 (Mateo-Vavra-Aguilar)
Player Ejection	Tony Mansolino, 7/20/25 at TB (1 st career)
	Ryan O'Hearn, 7/21/25 at CLE (3 rd career)
WINNING SWEEPS	
2-Game, at OPACY	9/26-27/23 vs. WSH
2-Game, Road	8/18-19/25 at BOS
3-Game, at OPACY	9/9-11/25 vs. PIT
3-Game, Road	9/15-17/25 at CWS
4-Game, at OPACY	7/7-10/22 vs. LAA
4-Game, Road	6/7-10/24 at TB
Doubleheader	7/29/25 vs. TOR

2025 SCHEDULE

G#	DATE	OPP.	W-L	SCORE	WP/LP/SV	REC	POS	GA/GB	ATT.
1	3/27	at TOR	W	12-2	Eflin/Berrios	1-0	T-1 st	+0.5	40,734
2	3/28	at TOR	L	8-2	Gausman/Morton	1-1	T-3 rd	-0.5	26,289
3	3/29	at TOR	W	9-5	Kremer/Lovelyad	2-1	2 nd	-0.5	27,005
4	3/30	at TOR	L	3-1	Bassitt/Sugano/Hoffman	2-2	3 rd	-1.5	21,069
5	3/31	vs. BOS	W	8-5	Dominguez/Newcomb	3-2	3 rd	-1.0	45,002*
MARCH TOTALS: 3-2				TEAM ERA: 4.60		TEAM AVG: .305			
	4/1	OFF DAY				3-2	4 th	-1.0	
6	4/2	vs. BOS	L	3-0	Crochet/Eflin/Chapman	3-3	4 th	-1.5	18,146
7	4/3	vs. BOS	L	8-4	Kelly/Morton	3-4	T-4 th	-2.0	16,656
8	4/4	at KC	L	8-2	Lugo/Kremer	3-5	5 th	-2.5	14,196
9	4/5	at KC	W	8-1	Sugano/Wacha	4-5	5 th	-2.5	14,383
10	4/6	at KC	L	4-1	Bubic/Povich/Estévez	4-6	5 th	-2.5	19,098
11	4/7	at AZ	W	5-1	Eflin/Gallen	5-6	T-4 th	-1.5	20,333
12	4/8	at AZ	L	4-3	Kelly/Morton/Martinez	5-7	4 th	-2.0	23,843
13	4/9	at AZ	L	9-0	Pfaadt/Kremer	5-8	5 th	-2.5	22,411
	4/10	OFF DAY				5-8	5 th	-2.5	
	4/11	vs. TOR	**POSTPONED**		Rescheduled for 7/29 (DH)	5-8	5 th	-2.5	
14	4/12	vs. TOR	W	5-4	Baker/Francis/Bautista	6-8	T-4 th	-2.0	22,130
15	4/13	vs. TOR	L	7-6 (10)	Hoffman/Bowman	6-9	5 th	-2.5	27,193
	4/14	OFF DAY				6-9	5 th	-2.5	
16	4/15	vs. CLE	L	6-3	Allen/Morton/Clase	6-10	5 th	-3.5	14,203
17	4/16	vs. CLE	W	9-1	Kremer/Williams	7-10	5 th	-3.5	13,964
18	4/17	vs. CLE	W	6-2	Sugano/Bibee	8-10	4 th	-3.5	16,201
19	4/18	vs. CIN	L	8-3	Abbott/Povich	8-11	4 th	-4.5	42,587*
20	4/19	vs. CIN	W	9-5	Dominguez/Greene/Bautista	9-11	4 th	-3.5	28,534
21	4/20	vs. CIN	L	24-2	Rogers/Morton/Wynne	9-12	4 th	-4.5	19,053
	4/21	OFF DAY				9-12	4 th	-4.0	
22	4/22	at WSH	L	7-0	Parker/Kremer	9-13	4 th	-4.0	29,504
23	4/23	at WSH	L	4-3	López/Soto/Finnegan	9-14	5 th	-5.0	22,246
24	4/24	at WSH	W	2-1	Povich/Gore/Bautista	10-14	5 th	-4.5	23,058
	4/25	at DET	**POSTPONED**		Rescheduled for 4/26 (DH)	10-14	5 th	-4.0	
25	4/26-1	at DET	L	4-3	Mize/Young/Vest	10-15			28,509
26	4/26-2	at DET	L	6-2	Hurter/Morton	10-16	5 th	-5.0	21,422
27	4/27	at DET	L	7-0	Skubal/Kremer	10-17	5 th	-6.5	28,613
28	4/28	vs. NYY	W	4-3	Sugano/Warren/Bautista	11-17	5 th	-5.5	22,775
29	4/29	vs. NYY	L	15-3	Rodón/Gibson	11-18	5 th	-6.5	22,164
30	4/30	vs. NYY	W	5-4	Baker/Carrasco/Bautista	12-18	5 th	-5.5	22,381
APRIL TOTALS: 9-16				TEAM ERA: 5.64		TEAM AVG: .206			
	5/1	OFF DAY				12-18	5 th	-5.5	
31	5/2	vs. KC	W	3-0	Kremer/Wacha/Bautista	13-18	5 th	-5.5	26,364
32	5/3	vs. KC	L	4-0	Bubic/Sugano	13-19	5 th	-5.5	19,348
33	5/4	vs. KC	L	11-6	Zerpa/Cano	13-20	5 th	-5.5	31,956
	5/5	OFF DAY				13-20	5 th	-5.0	
34	5/6	at MIN	L	9-1	López/Povich	13-21	5 th	-6.0	19,779
35	5/7	at MIN	L	5-2	Coulombe/Morton/Duran	13-22	5 th	-7.0	16,417
36	5/8	at MIN	L	5-2	Jax/Cano/Duran	13-23	5 th	-7.5	17,410
37	5/9	at LAA	W	4-1	Sugano/Hendricks/Bautista	14-23	5 th	-7.5	30,778
38	5/10	at LAA	L	5-2	Kochanowicz/Gibson	14-24	5 th	-7.5	27,975
39	5/11	at LAA	W	7-3	Eflin/Ty. Anderson	15-24	5 th	-8.0	29,460
	5/12	OFF DAY				15-24	5 th	-8.0	
	5/13	vs. MIN	**POSTPONED**		Rescheduled for 5/14 (DH)	15-24	5 th	-7.5	
40	5/14-1	vs. MIN	L	6-3	Stewart/Kremer/Duran	15-25	5 th	-8.5	
41	5/14-2	vs. MIN	L	8-6	Funderburk/Cano/Sands	15-26	5 th	-9.0	10,169
42	5/15	vs. MIN	L	4-0	Paddack/Sugano	15-27	5 th	-9.0	30,926
43	5/16	vs. WSH	L	4-3	López/Bautista/Finnegan	15-28	5 th	-10.5	21,171
44	5/17	vs. WSH	L	10-6	Irvin/Gibson	15-29	5 th	-10.5	28,208
45	5/18	vs. WSH	L	10-4	Soroka/Eflin	15-30	5 th	-11.5	37,264
46	5/19	at MIL	L	5-4	Uribe/Cano/Megill	15-31	5 th	-12.0	22,319
47	5/20	at MIL	L	5-2	Henderson/McDermott/Uribe	15-32	5 th	-13.0	22,778
48	5/21	at MIL	W	8-4 (11)	Baker/Alexander	16-32	5 th	-13.0	30,554
	5/22	at BOS	**POSTPONED**		Rescheduled for 5/23 (DH)	16-32	5 th	-13.5	
49	5/23-1	at BOS	L	19-5	Whitlock/Dominguez	16-33	5 th	-14.0	31,150
	5/23-2	at BOS	**POSTPONED**		Rescheduled for 5/24 (DH)	16-33	5 th	-13.5	
50	5/24-1	at BOS	L	6-5 (10)	Weissert/Soto	16-34	5 th	-14.5	30,958
51	5/24-2	at BOS	W	2-1	Kittredge/Bernardino/Dominguez	17-34	5 th	-14.0	34,604
52	5/25	at BOS	W	5-1	Kremer/Buehr	18-34	5 th	-14.0	36,824
53	5/26	vs. STL	W	5-2	Morton/Fedde/Bautista	19-34	5 th	-14.0	21,717
54	5/27	vs. STL	L	7-4	Matz/Baker/Helsley	19-35	5 th	-15.0	13,779
55	5/28	vs. STL	L	6-4	King/Povich/Helsley	19-36	5 th	-16.0	14,491
	5/29	OFF DAY				19-36	5 th	-16.0	
56	5/30	vs. CWS	W	2-1	Eflin/Burke/Bautista	20-36	5 th	-15.0	22,108
57	5/31	vs. CWS	W	4-2	Kremer/Martin/Bautista	21-36	5 th	-14.0	23,470
MAY TOTALS: 9-18				TEAM ERA: 5.21		TEAM AVG: .250			
58	6/1	vs. CWS	W	3-2	Morton/Houser/Baker	22-36	5 th	-14.0	33,037
	6/2	OFF DAY				22-36	5 th	-14.0	
59	6/3	at SEA	W	5-1	Sugano/Kirby	23-36	5 th	-14.0	21,089
60	6/4	at SEA	W	3-2	Cano/Vargas/Bautista	24-36	5 th	-13.0	19,231
61	6/5	at SEA	W	4-3	Eflin/Woo/Baker	25-36	5 th	-13.0	27,887
62	6/6	at ATH	L	5-4	Sears/Kremer/Miller	25-37	5 th	-14.0	8,424
63	6/7	at ATH	W	7-4	Akin/Severino/Bautista	26-37	5 th	-13.0	9,185
64	6/8	at ATH	L	5-1	Newcomb/Sugano	26-38	5 th	-13.0	8,836
	6/9	OFF DAY				26-38	5 th	-13.0	
65	6/10	vs. DET	L	5-3	Lee/Povich/Vest	26-39	5 th	-14.0	20,291
66	6/11	vs. DET	W	10-1	Eflin/Mize	27-39	5 th	-14.0	18,630
67	6/12	vs. DET	L	4-1	Skubal/Kremer/Vest	27-40	5 th	-15.0	18,800
68	6/13	vs. LAA	W	2-0	Morton/Kochanowicz/Bautista	28-40	5 th	-14.0	20,204
69	6/14	vs. LAA	W	6-5	Akin/Anderson/Bautista	29-40	5 th	-13.0	26,313
70	6/15	vs. LAA	W	11-2	Povich/Kikuchi	30-40	5 th	-12.0	33,370
71	6/16	at TB	L	7-1	Pepiot/Eflin	30-41	5 th	-12.0	10,046
72	6/17	at TB	W	5-1	Kremer/Littell	31-41	5 th	-11.0	10,046
73	6/18	at TB	L	12-8	Montgomery/Kittredge	31-42	5 th	-11.0	10,046
74	6/19	at TB	W	4-1	Morton/Rasmussen/Bautista	32-42	5 th	-11.0	10,046
75	6/20	at NYY	W	5-3	Blewett/Weaver/Bautista	33-42	5 th	-10.0	47,034
76	6/21	at NYY	L	9-0	Schmidt/Eflin	33-43	5 th	-11.0	46,142
77	6/22	at NYY	L	4-2	Cruz/Baker/Williams	33-44	5 th	-12.0	45,571
78	6/23	vs. TEX	W	6-0	Rogers/Corbin	34-44	5 th	-11.0	13,929
79	6/24	vs. TEX	L	6-5 (10)	Jackson/Dominguez/Garcia	34-45	5 th	-11.0	16,909
80	6/25	vs. TEX	L	7-0	deGrom/Young	34-46	5 th	-12.0	22,828
	6/26	OFF DAY				34-46	5 th	-12.0	
81	6/27	vs. TB	W	22-8	Sugano/Orze	35-46	5 th	-12.0	20,047
82	6/28	vs. TB	L	11-3	Littell/Eflin	35-47	5 th	-12.0	30,491
83	6/29	vs. TB	W	5-1	Kremer/Bradley	36-47	5 th	-12.0	19,226
84	6/30	at TEX	W	10-6 (10)	Akin/Milner	37-47	5 th	-11.0	27,420
JUNE TOTALS: 16-11				TEAM ERA: 4.05		TEAM AVG: .253			
85	7/1	at TEX	L	10-2	deGrom/Young/Latz	37-48	5 th	-11.0	30,933
86	7/2	at TEX	L	6-0	Eovaldi/Sugano/Dunning	37-49	5 th	-11.0	27,636
	7/3	OFF DAY				37-49	5 th	-11.5	
87	7/4	at ATL	W	3-2	Morton/Strider/Bautista	38-49	5 th	-11.5	40,249
88	7/5	at ATL	W	9-6 (10)	Bautista/Montero/Cano	39-49	5 th	-11.5	37,170
89	7/6	at ATL	W	2-1	Rogers/Holmes/Dominguez	40-49	5 th	-11.5	34,012
	7/7	OFF DAY				40-49	5 th	-12.0	
90	7/8	vs. NYM	L	7-6 (10)	Díaz/Cano/Brazobán	40-50	5 th	-13.0	35,200
	7/9	vs. NYM	**POSTPONED**		Rescheduled for 7/10 (DH)	40-50	5 th	-12.5	
91	7/10-1	vs. NYM	W	3-1	Wolfgram/StaneK/Bautista	41-50	5 th	-12.0	25,262
92	7/10-2	vs. NYM	W	7-3	Sugano/Hagenman	42-50	5 th	-11.5	17,961
93	7/11	vs. MIA	W	5-2	Kremer/Cabrera	43-50	5 th	-11.5	22,213
94	7/12	vs. MIA	L	6-0	Junk/Rogers	43-51	5 th	-11.5	34,332
95	7/13	vs. MIA	L	11-1	Pérez/Young	43-52	5 th	-11.5	17,759

7/14	Home Run Derby (Truist Park - Atlanta, GA)									
7/15	MLB All-Star Game (Truist Park - Atlanta, GA)									
7/16-17 All-Star Break										
96	7/18	at TB	L	11-1	Bradley/Morton	43-53	5 th	-12.5	10,046	
97	7/19	at TB	L	4-3	Uceta/Dominguez/Fairbanks	43-54	5 th	-13.5	10,046	
98	7/20	at TB	W	5-3	Rogers/Pepiot/Bautista	44-54	5 th	-13.5	9,195	
99	7/21	at CLE	L	10-5	Bibee/Selby	44-55	5 th	-14.5	21,748	
100	7/22	at CLE	L	6-3	Cantillo/Young/Clase	44-56	5 th	-14.5	22,714	
101	7/23	at CLE	L	3-2	Gaddis/Selby/Clase	44-57	5 th	-15.5	30,476	
102	7/24	at CLE	W	4-3	Morton/Allen/Soto	45-57	5 th	-15.5	26,223	
103	7/25	vs. COL	L	6-5	Bird/Kittredge/Halvorsen	45-58	5 th	-16.5	25,090	
104	7/26	vs. COL	W	18-0	Rogers/Senzatela	46-58	5 th	-16.5	20,188	
105	7/27	vs. COL	W	5-1	Sugano/Gomber	47-58	5 th	-15.5	16,407	
106	7/28	vs. TOR	W	11-4	Martin/Bassitt	48-58	5 th	-14.5	20,176	
107	7/29-1	vs. TOR	W	16-4	Morton/Lucas	49-58	5 th	-13.5	16,194	
108	7/29-2	vs. TOR	W	3-2	Kittredge/Hoffman/Martin	50-58	5 th	-12.5	14,929	
109	7/30	vs. TOR	L	9-8	Fluharty/Cano/Hoffman	50-59	5 th	-13.5	17,049	
JULY TOTALS: 13-12				TEAM ERA: 4.79		TEAM AVG: .257				
110	8/1	at CHC	L	1-0	Horton/Rogers/Palencia	50-60	5 th	-13.5	40,520	
111	8/2	at CHC	W	4-3	Wolfram/Thielbar/Akin	51-60	5 th	-13.5	40,781	
112	8/3	at CHC	L	5-3	Palencia/Akin	51-61	5 th	-13.5	39,430	
113	8/4	at PHI	L	13-3	Luzardo/Povich	51-62	5 th	-14.5	41,099	
114	8/5	at PHI	L	5-0	Walker/Kremer	51-63	5 th	-15.5	43,660	
115	8/6	at PHI	W	5-1	Rogers/Suárez	52-63	5 th	-15.5	42,030	
8/7		OFF DAY				52-63	5 th	-15.5		
116	8/8	vs. ATH	W	3-2	Sugano/Ginn/Akin	53-63	5 th	-14.5	20,796	
117	8/9	vs. ATH	L	11-3	Perkins/Young	53-64	5 th	-14.5	30,078	
118	8/10	vs. ATH	L	3-2	Alvarado/Akin	53-65	5 th	-15.5	23,183	
8/11		OFF DAY				53-65	5 th	-15.5		
119	8/12	vs. SEA	L	1-0	Kirby/Kremer/Muñoz	53-66	5 th	-16.5	19,356	
120	8/13	vs. SEA	W	4-3	Akin/Brash	54-66	5 th	-15.5	17,290	
121	8/14	vs. SEA	W	5-3	Sugano/Evans/Enns	55-66	5 th	-15.5	14,083	
122	8/15	at HOU	W	7-0	Young/Valdez	56-66	5 th	-15.5	33,654	
123	8/16	at HOU	L	5-4 (12)	De Los Santos/Akin	56-67	5 th	-16.5	37,641	
124	8/17	at HOU	W	12-0	Kremer/Javier	57-67	5 th	-15.5	36,411	
125	8/18	at BOS	W	6-3	Rogers/May	58-67	5 th	-14.5	36,961	
126	8/19	at BOS	W	4-3 (11)	Cano/Whitlock/Martin	59-67	5 th	-14.0	37,435	
8/20		OFF DAY				59-67	5 th	-14.0		
127	8/21	vs. HOU	L	7-2	Alexander/Young	59-68	5 th	-14.5	18,061	
128	8/22	vs. HOU	L	10-7	Okert/Povich/Abreu	59-69	5 th	-15.5	24,224	
129	8/23	vs. HOU	L	9-8	Blubaugh/Enns/Abreu	59-70	5 th	-16.5	30,159	
130	8/24	vs. HOU	W	3-2	Rogers/Arrighetti/Akin	60-70	5 th	-15.5	19,746	
131	8/25	vs. BOS	L	4-3	Fitts/Sugano/Chapman	60-71	5 th	-16.5	15,740	
132	8/26	vs. BOS	L	5-0	Giolito/Bradish	60-72	5 th	-16.5	14,776	
133	8/27	vs. BOS	L	3-2	Weissert/Akin/Chapman	60-73	5 th	-17.5	16,790	
134	8/28	vs. BOS	L	3-2	Hicks/Garcia/Matz	60-74	5 th	-18.0	15,374	
135	8/29	at SF	L	15-8	Bivens/Kremer	60-75	5 th	-18.0	40,043	
136	8/30	at SF	W	11-1	Rogers/Seymour	61-75	5 th	-17.0	37,711	
137	8/31	at SF	L	13-2	Verlander/Sugano/Bivens	61-76	5 th	-18.0	39,220	
AUGUST TOTALS: 11-17				TEAM ERA: 4.13		TEAM AVG: .228				
138	9/1	at SD	W	4-3	Enns/Adam/Akin	62-76	5 th	-17.0	45,586	
139	9/2	at SD	W	6-2	Wells/Darvish	63-76	5 th	-17.0	42,536	
140	9/3	at SD	W	7-5	Povich/Cortes/Cano	64-76	5 th	-17.0	35,019	
9/4		OFF DAY				64-76	5 th	-17.0		
141	9/5	vs. LAD	W	2-1	Cano/Scott	65-76	5 th	-17.0	25,481	
142	9/6	vs. LAD	W	4-3	Suárez/Treinen	66-76	5 th	-16.0	42,612*	
143	9/7	vs. LAD	L	5-2	Kershaw/Sugano/Dreyer	66-77	5 th	-16.0	27,874	
9/8		OFF DAY				66-77	5 th	-16.0		
144	9/9	vs. PIT	W	3-2 (11)	Enns/Moreta	67-77	5 th	-16.0	15,488	
145	9/10	vs. PIT	W	2-1 (10)	Suárez/Nicolas	68-77	5 th	-15.0	18,210	
146	9/11	vs. PIT	W	3-2	Wolfram/Holderman/Akin	69-77	5 th	-15.0	13,957	
147	9/12	at TOR	L	6-1	Fisher/Enns	69-78	5 th	-16.0	34,376	
148	9/13	at TOR	L	5-4	Fisher/Cano	69-79	5 th	-17.0	42,461	
149	9/14	at TOR	L	11-2	Bieber/Wolfram	69-80	5 th	-18.0	42,032	
150	9/15	at CWS	W	4-1	Bradish/Wilson/Enns	70-80	5 th	-18.0	11,020	
151	9/16	at CWS	W	8-7	Kremer/Smith/Akin	71-80	5 th	-18.0	12,428	
152	9/17	at CWS	W	3-1	Wells/Pérez/Akin	72-80	5 th	-17.0	10,919	
153	9/18	vs. NYY	L	7-0	Fried/Povich	72-81	5 th	-17.0	25,253	
154	9/19	vs. NYY	W	4-2	Rogers/Warren/Akin	73-81	5 th	-16.0	26,269	
155	9/20	vs. NYY	L	6-1	Rodón/Sugano	73-82	5 th	-16.0	37,675	
156	9/21	vs. NYY	1:35 PM	MASN						
9/22		OFF DAY								
157	9/23	vs. TB	6:35 PM	MASN2						
158	9/24	vs. TB	6:35 PM	MASN2 FS1*						
159	9/25	vs. TB	1:05 PM	MASN						
160	9/26	at NYY	7:05 PM	MASN						
161	9/27	at NYY	1:05 PM	MASN						
162	9/28	at NYY	3:05 PM	MASN						
SEPTEMBER TOTALS: 12-6				TEAM ERA: 3.60		TEAM AVG: .209				
*Indicates home sellout										
^Indicates out-of-market broadcast										
Pitchers in CAPS indicates complete game										
All times listed are Eastern										
MASN and MASN2 games can also be streamed locally via MASN+										
All games broadcast on the Orioles Radio Network and 98 Rock 97.9 FM/HD2 & WBAL NewsRadio 1090 AM/101.5 FM										
<div><div></div><div></div></div> <div><div></div><div></div></div>										
DELAYS & POSTPONEMENTS										
DATE	OPPONENT (Reason)			TIME (Delay)		RESULT				
9/6	vs. LAD (inclement weather)			0:20 (pregame)		W, 4-3				
8/14	vs. SEA (rain)			2:18 (top 6 th)		W, 5-3				
8/13	vs. SEA (inclement weather)			1:40 (pregame)		W, 4-3				
7/27	vs. COL (inclement weather)			0:28 (pregame)		W, 5-1				
7/20	at TB (rain)			2:36 (top 7 th)		W, 5-3				
7/13	vs. MIA (inclement weather)			1:38 (pregame)		L, 11-1				
7/9	vs. NYM (inclement weather)			Postponed		Rescheduled for a DH on 7/10				
7/8	vs. NYM (inclement weather)			0:46 (pregame)						
6/19	at TB (inclement weather)			0:10 (pregame)		W, 4-1				
6/13	vs. LAA (rain)			2:16 (pregame, bottom 5 th)		W, 2-0				
5/28	vs. STL (rain)			0:31 (pregame)		L, 6-4				
5/24 (G1)	at BOS (rain)			0:26 (pregame)		L, 6-5				
5/23 (G2)	at BOS (rain)			Postponed		Rescheduled for a DH on 5/23				
5/22	at BOS (rain)			Postponed						
5/16	vs. WSH (inclement weather)			0:12 (pregame)		L, 4-3				
5/13	vs. MIN (inclement weather)			Postponed		Rescheduled for a DH on 5/14				
5/3	vs. KC (rain)			0:57 (top 2 nd)						
4/25	at DET (inclement weather)			Postponed		Rescheduled for a DH on 4/26				
4/11	vs. TOR (rain)			Postponed						
TOTAL TIME OF DELAYS: 14:18										
COLDEST GAME TIME TEMPERATURE: 45 degrees, April 5 at Kansas City (W, 8-1)										
WARMEST GAME TIME TEMPERATURE: 100 degrees, 2x, last: June 24 vs. Texas (L, 6-5 [10])										