

BALTIMORE ORIOLES (9-14) at WASHINGTON NATIONALS (11-13)

LHP Cade Povich (0-2, 6.38) vs. LHP MacKenzie Gore (2-2, 3.41)

Thursday, April 24, 2025 • 6:45 p.m. ET • Nationals Park • Washington, DC

TV: MASN2 • Radio: 98 Rock 97.9 FM/HD2 & WBAL NewsRadio 1090 AM/101.5 FM

Game No. 24

Road Game No. 13

O's AT A GLANCE	
Overall	9-14
Home	5-6
Road	4-8
Day	6-6
Night	3-8
Current Streak	1-3
Last 5 Games	1-4
Last 10 Games	4-6
March	3-2
April	6-12
May	-
June	-
July	-
August	-
September	-
vs. LHSP	1-6
vs. RHSP	8-8
Series Opener	4-4
Series Opener at Home	2-2
Series Opener on Road	2-2
By Series	1-4-2
By Home Series	1-2-1
By Road Series	0-2-1
Rubber Games	1-4
Sweeps/Were Swept	-
Scored First	7-5
Opponent Scored First	2-9
1-run games	1-3
Comeback Wins	4-6
Last AB Wins	0-2
Walkoff Wins	-
Extra Innings	0-1
Led After 6	9-1
Led After 7	9-1
Led After 8	9-0
Tied After 6	-
Tied After 7	-
Tied After 8	0-1
Behind After 6	0-13
Behind After 7	0-13
Behind After 8	0-13
vs. AL Teams	7-8
vs. AL East	4-5
vs. AL Central	3-3
vs. AL West	-
vs. NL Teams	2-6
vs. NL East	0-2
vs. NL Central	1-2
vs. NL West	1-2
Hit 0 HR	2-8
Hit 1+ HR	7-6
Hit 2+ HR	6-2
Scored 3 or Fewer Runs	0-12
Scored 4 or More Runs	9-2
Allowed 3 or Fewer Runs	5-2
Allowed 4 or More Runs	4-12
More Hits than Opponent	5-2
Fewer Hits than Opponent	3-12
Committed No Errors	6-6
Committed 1 or More Errors	3-8
Starter Goes at least 5 inn	6-7
Starter Goes at least 6 inn	3-3
Starter Goes at least 7 inn	1-1

ORIOLESPRESSBOX.COM

The 2025 Baltimore Orioles Media Guide, as well as the latest game notes, rosters, press releases, and other team information, can be found at [oriolespressbox.com](#).

BIRDLAND BITES: The Orioles lost to the Nationals, 4-3, last night at Nationals Park...Baltimore has lost three games in a row and four of the last five after winning back-to-back games from April 16-17...This six-game road trip continues today with the final game of a three-game set in the nation's capital before heading to Detroit for a three-game series from Friday-Sunday.

👉 The O's are five games under .500 for the first time since July 6, 2022, when the club won its fourth of an eventual 10 straight games to improve to 39-44...That team was a season-high nine games under .500 on July 2 (35-44).

👉 **Tomoyuki Sugano** completed 7.0 innings and allowed three runs, all of which scored within the first five batters of the game...Sugano is the first Oriole to throw at least 7.0 innings in two straight starts since **Corbin Burnes** from September 14-20, 2024... Sugano (2) and **Zach Eflin** (3) have combined for five of the six quality starts by the O's this season.

👉 **Cedric Mullins** stole second base in the fifth inning...It's only the second stolen base attempt by the O's since April 16 and the first successful steal since April 15.

CED AND DONE: **Cedric Mullins** ranks among AL leaders in walks (T-2nd, 17), on-base percentage (3rd, .441), OPS (3rd, 1.049), RBI (T-3rd, 19), and slugging percentage (4th, .608).

👉 He was on base with two singles last night...He's reached safely at least two times in 14 games this year, tied for fourth in the AL behind NYY's Aaron Judge (19), and DET's Spencer Torkelson and NYY's Paul Goldschmidt (both 16).

👉 He is one of five MLB players leading their team in hits (22), homers (6), RBI (19), and walks (17), along with CHC's Kyle Tucker, DET's Spencer Torkelson, NYY's Aaron Judge, and SD's Fernando Tatis Jr.

THE MAGIC NUMBER: The O's are 9-2 when scoring four or more runs this year and winless (0-12) when scoring three or fewer.

👉 Since 2024, Baltimore is 89-21 (.809) when scoring four or more runs, the fourth-best winning percentage in MLB during that time behind Cleveland (87-15, .853), San Diego (89-16, .848), and Houston (83-19, .814)...During that same period, the Birds are 11-64 (.147) when scoring three runs or fewer, the second-worst mark in the majors ahead of the White Sox (12-111, .098).

👉 The O's have lost 22 straight games when scoring three runs or fewer dating to September 7, 2024, with their last such victory coming on September 6, 2024 vs. Tampa Bay (2-0).

LONG BALL LIVING: The Birds have failed to homer in each of the last two games after hitting 19 home runs in the previous eight games beginning April 12, including six multi-homer efforts in that time...The Orioles are 2-8 when not hitting a home run, 7-6 when hitting at least on, and 6-2 when going deep at least twice in a game this season.

👉 Baltimore has six players with at least three home runs, tied for most in the AL and tied for third in MLB with the Braves, Cubs, Mariners, and Yankees, and trailing the Dodgers (8) and Diamondbacks (7).

👉 The O's have received 14 long balls from their 6-9 hole hitters, tied for the most in MLB with the Yankees...The club led MLB with 87 such homers in 2024.

'PEN PALS: The O's bullpen ERA has risen from 2.97 (25 ER/75.2 IP) to 4.60 (44 ER/86.0 IP) since Sunday...Entering Sunday's game, the bullpen ranked second in the AL and fifth in MLB in ERA, before falling to 14th in the AL and 24th in MLB entering today...Orioles relievers had allowed four home runs entering Sunday before surrendering two, both by position players.

👉 **Seranthony Dominguez** has thrown 8.1 scoreless innings across nine appearances to open the season, allowing two hits and six walks with 10 strikeouts.

👉 **Yennier Cano** has yet to allow a run across 8.1 innings, scattering five hits and one walk while fanning eight.

👉 **Bryan Baker** has allowed one run with three walks and 11 strikeouts in 10 outings.

BATTLE OF THE BELTWAY: The Orioles and Nationals wrap up their first of two three-game series this season tonight at Nationals Park...Baltimore has lost a series against Washington for the first time since time since being swept in a three-game set from May 21-23, 2021 in DC... That was tied for the longest unbeaten series streak against the Nationals in team history, along with May 18, 2012 to August 4, 2014...The clubs will face off at Camden Yards from May 16-18... The Orioles have lost four of the last six meetings between the clubs after winning 10 of the previous 11 meetings from July 23, 2021 to September 27, 2023, including seven in a row from June 22, 2022 to September 27, 2023.

👉 From 2011-17, Orioles Broadcaster **Kevin Brown** worked for the Syracuse Chiefs, the Triple-A affiliate of the Washington Nationals, serving as the Assistant Director of Broadcasting and Media Relations from 2011-14, and Director from 2015-17, where he was the lead voice of the team, calling radio and television broadcasts.

👉 Orioles right-handed pitcher **Matt Bowman** played baseball and soccer at St. Albans High School in Chevy Chase, Md...Led his baseball team to three Interstate Athletic Conference championships and was an all-conference sweeper in soccer.

👉 Nationals Third Base Coach **Ricky Gutierrez** was selected by the Orioles in the first round of the 1988 First-Year Player Draft.

👉 Washington Senior Director, Amateur Scouting **Brad Ciolek** spent 12 season with Baltimore, most recently as its director of draft operations (2022-23).

👉 Nationals Senior Advisor to the General Manager, Player Development **Dave Jauss** served as the Orioles Bench Coach from 2008-09.

👉 Washington Vice President, Amateur Scouting **Danny Haas** worked with Baltimore from 2012-18, first as a national crosschecker (2012-14) before being promoted to special assistant to the executive vice president of baseball operations (2015-18).

O's vs. NATIONALS		
Current Streak		L2
2025 Record		0-2
at Oriole Park at Camden Yards		--
at Nationals Park		0-2
All-Time (since 2005)		57-43
at Home		30-19
on Road		27-24
2025 Schedule		
Date	Score	Win/Loss/Save
4/22	L, 7-0	Parker/Kremer
4/23	L, 4-3	López/Soto/Finnegan
4/24		6:45 p.m. ET
5/16		7:05 p.m. ET
5/17		4:05 p.m. ET
5/18		1:35 p.m. ET
Indicates Home		

O's ON THE ROAD	
Record	4-8
Team AVG/OBP/SLG	.220/.295/.348
Fielding Errors	8
Team ERA	4.50 (50 ER/100.0 IP)
Starters ERA	5.20 (36 ER/62.1 IP)
Bullpen ERA	3.35 (14 ER/37.2 IP)
Saves/Opps	0/0
Best Road Trip	.500 (2-2), 3/27-30
Worst Road Trip	.333 (2-4), 4/4-9

CEDRIC THE ENTERTAINER	
AL RBI Leaders	
1. Aaron Judge (NYY).....	26
2. Spencer Torkelson (DET).....	21
3. Cedric Mullins (BAL)	19
Tyler Soderstrom (ATH)	19
Alex Bregman (BOS)	19
AL OBP Leaders	
1. Aaron Judge (NYY).....	.513
2. Jonathan Aranda (TB).....	.443
3. Cedric Mullins (BAL)441
AL OPS Leaders	
1. Aaron Judge (NYY).....	1.247
2. Jonathan Aranda (TB).....	1.089
3. Cedric Mullins (BAL)	1.049

UPCOMING MILESTONES	
Gunnar Henderson	5 RBI shy of 200
Ryan Mountcastle	8 HR shy of 100
Cedric Mullins	3 RBI shy of 300
Adley Rutschman	2 XBH shy of 150
Jordan Westburg	5 R shy of 100
	9 RBI shy of 100

THIS DATE IN O'S HISTORY	
April 24, 1960 - Albie Pearson and Billy Klaus both come off the bench to hit grand slams, but the Orioles fall at Yankee Stadium, 15-9. The O's are the only team in MLB history to have multiple bench players each hit a grand slam in the same game. It's the first time in franchise history that the club hits multiple grand slams in the same game (6 times since).	

UPCOMING SCHEDULE					
DATE	OPPONENT	TIME	ORIOLES STARTER	OPPONENT STARTER	TV
April 25	at Detroit	6:40 p.m. ET	RHP Brandon Young (0-0, 6.75)	RHP Casey Mize (3-1, 2.22)	MASN2
April 26	at Detroit	1:10 p.m. ET	RHP Charlie Morton (0-5, 10.89)	RHP Jackson Jobe (2-0, 2.70)	MASN2
April 27	at Detroit	1:40 p.m. ET	RHP Dean Kremer (2-3, 6.84)	LHP Tarik Skubal (2-2, 2.83)	MASN2
MASN and MASN2 games can also be streamed locally via MASN+ ...All games broadcast on the Orioles Radio Network and 98 Rock 97.9 FM/HD2 & WBAL NewsRadio 1090 AM/101.5 FM					

#37CADE POVICHLHP



0-2, 6.38 ERA
HT: 6-3 WT: 185
DOB: 4/12/00 Age: 25
Bats: L Throws: L

PITCH TYPE (2025)	USAGE	AVG. VELOCITY
Fastball	38.3%	92.2 mph
Curveball	18.4%	77.9 mph
Sweeper	18.4%	81.7 mph
Changeup	14.9%	83.5 mph
Sinker	9.9%	91.6 mph

QUICK HITS: Set to make his fifth start of the season and the 21st of his career...At 25 years, 12 days old, is the youngest Orioles pitcher and third-youngest player on the active roster behind Jackson Holliday (21-141) and Gunnar Henderson (23-299)... Became the first Oriole pitcher to make his major league debut in 2024 when he started on June 6 at Toronto and the first Oriole to throw at least 100 pitches in his MLB debut since Wei-Yin Chen on April 10, 2012 vs. New York-AL and the third MLB player to do so since the start of 2019...On June 12, 2024 vs. Atlanta, became the 11th Oriole in team history to throw at least 6.0 scoreless innings in his first career home start and first since Mike Wright Jr. on May 17, 2015 vs. Los Angeles-AL (7.1 IP)... At 24 years, 61 days old, became the youngest O's left-hander to toss 6.0+ shutout frames since Zack Britton (23-249) on August 28, 2011 (G1) vs. New York-AL (7.0 IP)... On September 3 vs. Chicago-AL, became the second-youngest Oriole (24-144) with 10 strikeouts and no walks in a game behind Dennis Martinez (24-081) on August 3, 1978 vs. Milwaukee and the youngest to do so in a nine-inning game...Acquired by the Orioles along with RHP Yennier Cano, LHP Juan Rojas, and RHP Juan Nuñez from the Minnesota Twins in exchange for RHP Jorge López and cash considerations on August 2, 2022...Originally selected by the Minnesota Twins in the third round (No. 98 overall) of the 2021 First-Year Player Draft out of the University of Nebraska.

LAST TIME OUT: Suffered his second loss of the season on April 18 vs. Cincinnati after allowing seven runs on six hits (3 HR), five walks, and four strikeouts in 3.1 innings... The three home runs to Elly De La Cruz (3-run), Jeimer Candelario (solo), and Matt McLain (3-run) were a career high and the five walks matched a career high...Threw 84 pitches, 48 strikes.

AGAINST WASHINGTON: Will be facing the Nationals for the first time in his career and an NL East opponent for only the second time, along with June 12, 2024 vs. Atlanta (6.0 IP, 5 H, 1 HB, 6 K)...The only batter he's faced on the Nats active roster is Nathaniel Lowe, who went 1-for-2 with a double on June 29, 2024 with Texas at Oriole Park.

DAY AND NIGHT: Povich has posted a 4.62 ERA (32 ER/62.1 IP) in 12 career night starts compared to a 6.81 mark (27 ER/35.2 IP) during day games in his career...His last start on April 18 vs. Cincinnati was his first night start of the season.

RISPY BUSINESS: Povich has held opponents to a .233/.250/.533 (7-for-30) slash line with one double, one triple, and two home runs with runners in scoring position despite an overall .375/.427/.613 (30-for-80) overall line this season.

GRAPEFRUIT LEAGUE: Povich went 2-1 with a 3.07 ERA (5 ER/14.2 IP) with nine hits (1 HR), four walks, and 15 strikeouts in four starts in Spring Training...In his last outing on March 18 vs. Toronto, worked 5.0 no-hit innings with three walks and six strikeouts... Retired 15 of the final 16 batters faced after walking the first two batters of the game.

2025 & CAREER SPLITS

2025						CAREER					
	W-L	ERA	G/S	IP	ER	W-L	ERA	G/S	IP	ER	
Home	0-1	8.76	3/3	12.1	12	2-5	4.62	12/12	62.1	32	
Road	0-1	1.50	1/1	6.0	1	1-6	6.81	8/8	35.2	27	
Day	0-1	3.60	3/3	15.0	6	0-5	6.81	8/8	35.2	27	
Night	0-1	18.90	1/1	3.1	7	3-6	4.62	12/12	62.1	32	

	AVG	AB	H	HR	BB	K	AVG	AB	H	HR	BB	K
vs. Left	.250	12	3	0	1	2	.232	99	23	2	9	18
vs. Right	.397	68	27	4	7	16	.296	294	87	14	33	69
TOTALS	.375	80	30	4	8	18	.280	393	110	16	42	87

RUN SUPPORT
(as starter in '25)

0 Runs	--
1 Run	2
2 Runs	--
3 Runs	--
4 Runs	2
5 Runs	--
6 Runs	--
7 Runs	--
8 Runs	--
9 Runs	--
10+ Runs	--
Total	10
RS/9	4.91

RUNS ALLOWED
BY INNING IN
2025

1 st	3
2 nd	4
3 rd	5
4 th	4
5 th	0
6 th	0
7 th	--
8 th	--
9 th	--
Total	16

MISCELLANEOUS
2025 STATS

WHIP	2.07
K/9	8.84
BB/9	3.93
QS	1
#P/IP	18.7
Opponents	
AVG375
OBP427
SLG613
OPS	1.040

2025 HIGHS

Innings: 6.0, 4/6 at KC
Hits: 12, 4/6 at KC
Runs: 7, 4/18 vs. CIN
Earned Runs: 7, 4/18 vs. CIN
Strikeouts: 8, 3/31 vs. BOS
Walks: 5, 4/18 vs. CIN
Home Runs: 3, 4/18 vs. CIN
Winning Streak: --
Losing Streak: 2, 4/6-pres.
Shortest Start: 3.1 IP, 4/18 vs. CIN
Pitches Thrown: 94, 3/31 vs. BOS
Low-Hit CG: --

CAREER HIGHS

Innings: 7.1, 9/3/24 vs. CWS
Hits: 12, 4/6/25 at KC
Runs: 8, 7/6/24 at OAK
Earned Runs: 8, 7/6/24 at OAK
Strikeouts: 10, 9/3/24 vs. CWS
Walks: 5, 4x, last: 4/18/25 vs. CIN
Home Runs: 3, 4/18/25 vs. CIN
Winning Streak: --
Losing Streak: 5, 7/6-8/29/24
Shortest Start: 1.0 IP, 7/6/24 at OAK
Pitches Thrown: 100, 6/6/24 at TOR
Low-Hit CG: --

POVICH vs. WSH

PLAYER	AVG	AB	H	HR	RBI
Adams	.--	--	--	--	--
Bell	.--	--	--	--	--
Call	.--	--	--	--	--
Crews	.--	--	--	--	--
García	.--	--	--	--	--
Lipscomb	.--	--	--	--	--
Lowe	.500	2	1	0	0
Nuñez	.--	--	--	--	--
Rosario	.--	--	--	--	--
Ruiz	.--	--	--	--	--
Tena	.--	--	--	--	--
Wood	.--	--	--	--	--
Young	.--	--	--	--	--

GORE vs. BAL

PLAYER	AVG	AB	H	HR	RBI
Henderson	.000	1	0	0	0
Holliday	.--	--	--	--	--
Kjerstad	.--	--	--	--	--
Laureano	.833	6	5	0	3
Mateo	.000	1	0	0	0
Mountcastle	.000	3	0	0	0
Mullins	.000	1	0	0	0
O'Hearn	.--	--	--	--	--
O'Neill	.000	2	0	0	0
Rutschman	.000	2	0	0	1
Sánchez	.--	--	--	--	--
Urías	.000	3	0	0	0
Westburg	.--	--	--	--	--

POVICH'S 2025 STARTS

DATE	OPP	SCORE	WHEN LEFT	DEC	IP	H	R	ER	BB	K	HR	PIT	STR
3/31	vs. BOS	8-5	4-3	ND	4.1	5	3	3	2	8	0	94	59
4/6	at KC	1-4	1-4	L	6.0	12	4	1	0	4	0	88	61
4/13	vs. TOR	6-7 (10)	4-2	ND	4.2	7	2	2	1	2	1	76	48
4/18	vs. CIN	3-8	1-7	L	3.1	6	7	7	5	4	3	84	48
TOTALS				0-2	18.1	30	16	13	8	18	4	342	216 (63.2%)

TOMORROW'S STARTER: RHP BRANDON YOUNG (0-0, 6.75)

LAST TIME OUT: Made his MLB debut on April 19 vs. Cincinnati, allowing three runs on seven hits (1 HR), three walks, and three strikeouts in 4.0+ innings...Surrendered a Eutaw St. home run to Jake Fraley in the second inning...Received an outfield assist at home to end the first inning, picked off a runner at first base, and induced a double play...Became the second Oriole to make their MLB debut this season, along with RHP Tomoyuki Sugano.
vs. DETROIT: Will be making his first career start against an AL opponent.



PITCHER	LAST OUTING	DEC.	IP	H	R	ER	BB	K	RETIRED/1 ST BF	IR/SCORED	SV/OPP	INNINGS-HIGH	STRIKEOUTS-HIGH
Akin	4/22 at WSH	ND	1.0	1	0	0	0	1	7/12	3/0	--	2.0 (4/5 at KC)	2 (3x, last: 4/16 vs. CLE)
Baker	4/19 vs. CIN	ND	1.0	0	0	0	2	1	8/10	8/0	--	1.2 (3/30 at TOR)	4 (3/30 at TOR)
Bautista	4/19 vs. CIN	SV	1.0	0	0	0	0	1	4/6	2/0	2/2	1.0 (6x, last: 4/19 vs. CIN)	3 (3/29 at TOR)
Bowman	4/22 at WSH	ND	1.2	2	1	1	0	2	8/10	1/0	--	2.0 (4/3 vs. BOS)	2 (4/22 at WSH)
Cano	4/19 vs. CIN	HLD	1.0	1	0	0	0	1	6/8	4/2	0/1	1.1 (4/13 vs. TOR)	2 (2x, last: 4/7 at AZ)
Domínguez	4/19 vs. CIN	W	1.0	1	0	0	0	1	6/9	7/0	--	1.1 (4/13 vs. TOR)	2 (4/4 at KC)
Pérez	4/20 vs. CIN	ND	2.0	5	3	3	2	3	4/8	4/2	--	2.0 (2x, last: 4/20 vs. CIN)	3 (2x, last: 4/20 vs. CIN)
Soto	4/23 at WSH	L	1.0	1	1	1	1	0	5/10	4/0	--	1.2 (4/4 at KC)	3 (2x, last: 4/2 vs. BOS)
2025 TOTALS	4.60 ERA	3-2	86.0	90	47	44	45	81	52/80	37/7	2/3	2.2 (2x, last: Blewett, 4/18 vs. CIN)	4 (Baker, 3/30 at TOR)

45 • KEEGAN AKIN • LHP

0-0 • 3.27 ERA • 12 G

WHIP: 1.45

K/9: 8.18

BB/9: 4.91

vs. ALL: .244 (10-for-41)

vs. LHB: .333 (6-for-18)

vs. RHB: .174 (4-for-23)

👤 Spun a scoreless eighth inning on 4/22 at WSH, allowing one hit and striking out one...His 12 appearances tie for fourth most in the AL

👤 Holding righties to a .174 batting average compared to .333 against lefties this season...In his career, lefties are hitting .239 (105-for-440) against him compared to a .259 average (201-for-776) vs. righties

👤 Threw a season-high 31 pitches on 4/5 at KC (2.0 IP, 0 H, 0 R, 2 BB, 2 K)

👤 Allowed a home run to BOS' Triston Casas on 4/3, his first conceded to a left-handed hitter since 6/12/24 vs. ATL (Matt Olson)

👤 In 2024, his 0.94 WHIP was the third best in MLB among left-handed pitchers (min. 50.0 IP) and the lowest by an Oriole left-hander since Zack Britton (0.84) in 2016 (min. 40 G)

43 • BRYAN BAKER • RHP

1-0 • 0.93 ERA • 10 G

WHIP: 0.93

K/9: 10.24

BB/9: 2.79

vs. ALL: .194 (6-for-31)

vs. LHB: .250 (3-for-12)

vs. RHB: .158 (3-for-19)

👤 Tossed 1.0 scoreless inning on two walks with one strikeout on 4/19 vs. CIN...Stranded an inherited runner

👤 Has stranded all eight inherited runners, which ranks second in MLB behind NYM's Reed Garrett (9)

👤 Earned the win on 4/12 vs. TOR, his first since 6/20/24 at NYY

👤 Opponents are 4-for-13 against his fastball compared to 1-for-8 off his slider and 1-for-10 vs. his changeup

👤 Notched season highs in innings (1.2) and strikeouts (4) on 3/30 at TOR

74 • FÉLIX BAUTISTA • RHP

0-0 • 2 SV • 3.00 ERA • 6 G

WHIP: 1.67

K/9: 10.50

BB/9: 9.00

vs. ALL: .182 (4-for-22)

vs. LHB: .182 (2-for-11)

vs. RHB: .182 (2-for-11)

👤 Converted his second save of the year, and 50th of his career, after completing 1.0 scoreless inning with one strikeout on 4/19 vs. CIN...Stranded two inherited runners...Has struck out multiple hitters in two of his six outings and at least one hitter in four of six outings

👤 Recorded his first save of the year on 4/12 vs. TOR (1.0 IP, 2 BB, K)...Marked his first save since 8/24/23 vs. TOR, spanning 597 days

👤 Opponents are 0-for-9 with six strikeouts against hit split-finger

👤 Made his season debut on 3/29 at TOR, completing a scoreless ninth inning on one hit and one walk with three strikeouts...Marked his first major league game since 8/25/23 vs. COL (582 days)

👤 Missed the 2024 season recovering from right elbow ulnar collateral ligament reconstruction (Tommy John), performed on 10/9/23...Underwent a right elbow debridement and an ulnar nerve transposition on 2/10/24

👤 His 50 career saves are the second most by an O's reliever through his first 127 career appearances, behind Gregg Olson (57)

51 • MATT BOWMAN • RHP

0-1 • 2.45 ERA • 10 G

WHIP: 1.18

K/9: 4.09

BB/9: 1.64

vs. ALL: .244 (11-for-45)

vs. LHB: .182 (4-for-22)

vs. RHB: .304 (7-for-23)

👤 Allowed one run on two hits with a season-high two strikeouts in 1.2 innings on 4/22 at WSH...Stranded his first inherited runner of the season

👤 Posted a career-long 13-game streak without allowing a walk from 9/17/24-4/15/25

👤 Ranks among MLB leaders in average exit velocity (95th, 84.3 mph) and hard-hit rate percentiles (95th, 25.0%)

👤 Made his season debut on 3/30 at TOR after having his contract selected from Triple-A Norfolk earlier that day

👤 Appeared in one game with Triple-A Norfolk on 3/28 vs. Durham, completing 1.2 innings and allowing one run on one hit with three strikeouts

👤 Had his contract selected on 3/23 and accepted an outright assignment to Norfolk on 3/27

78 • YENNIER CANO • RHP

0-0 • 0.00 ERA • 8 G

WHIP: 0.72

K/9: 8.64

BB/9: 1.08

vs. ALL: .185 (5-for-27)

vs. LHB: .231 (3-for-13)

vs. RHB: .143 (2-for-14)

👤 Earned his fourth hold after tossing 1.0 scoreless inning with one hit and one strikeout on 4/19 vs. CIN

👤 Suffered his first blown save of the year on 4/13 vs. TOR, allowing an inherited runner to score in the eighth inning

👤 His 0.5 bWAR is tied with Seranthony Domínguez, Zach Eflin, and Tomoyuki Sugano for the most among Orioles pitchers

👤 Has thrown nine scoreless outings in a row since 9/28/24, his longest since a nine-gamer from 6/29-7/25/24

👤 Seven of his eight strikeouts have come via the changeup

56 • SERANTHONY DOMÍNGUEZ • RHP

2-0 • 0.00 ERA • 9 G

WHIP: 0.96

K/9: 10.80

BB/9: 6.48

vs. ALL: .083 (2-for-24)

vs. LHB: .286 (2-for-7)

vs. RHB: .000 (0-for-17)

👤 Earned his second victory of the year on 4/19 vs. CIN after pitching 1.0 scoreless inning on one hit with one strikeout...Stranded two inherited runners with an inning-ending double play...Snapped a career-high-tying streak of seven straight outings without surrendering a hit from 3/29-4/17/25

👤 Tossed a season-high 1.1 innings with one strikeout to earn his second hold on 4/13 vs. TOR...Stranded the tying and go-ahead run in the sixth inning, striking out Bo Bichette to end the frame...Pitched a 1-2-3 seventh

👤 Has not allowed a run in 10 consecutive appearances dating back to 9/29/24, his longest such stretch since 5/15-6/16/24 (11 G)

👤 His 83.5 mph average exit velocity ranks in the top three percent of MLB...Also ranks among MLB leaders in the following percentiles: xBA (95th, .169), fastball velocity (93rd, 97.4 mph), and strikeout rate (91st, 33.3%)

👤 Was acquired by the O's, along with OF Cristian Pache, from PHI in exchange for OF Austin Hays on 7/26/24

58 • CIONEL PÉREZ • LHP

0-0 • 11.32 ERA • 8 G

WHIP: 2.61

K/9: 7.84

BB/9: 8.71

vs. ALL: .395 (17-for-43)

vs. LHB: .333 (4-for-12)

vs. RHB: .419 (13-for-31)

👤 Allowed three runs on five hits and two walks with a season-high-tying three strikeouts in a season-high-tying 2.0 innings...The seven baserunners allowed are one below his career high (6/16/19 vs. TOR)

👤 His .395 batting average against is the third highest in MLB (min. 40 AB)

👤 Has allowed a run in six of eight appearances this season...His 13 total runs allowed are the most by an O's reliever through his first eight outings of the year since Tayler Scott in 2019 (18 R, 7/13 [G1]-9/24)

👤 Notched his fourth career perfect outing of 2.0+ innings on 4/18 vs. CIN (last: 7/29/23 vs. NYY, 2.0 IP)

👤 His five runs surrendered on 4/4 at KC were his most with the Orioles and second most in his career (7, 6/16/19 vs. TOR w/HOU)

👤 Opponents are batting .273/.433/.364 (6-for-22) against him with two strikes

👤 Allowed one run on two hits, including a solo home run to Tyler Heineman, in 0.2 inning on 3/30 at TOR...Snapped a streak of 104 consecutive games without allowing a home run since 6/3/23, the longest such streak in Orioles history and the longest in MLB since KC's Wade Davis (123 G, 9/4/13- 7/28/15)...His streak of 87.2 straight homerless innings was the second longest in team history behind only Gregg Olson (114.2 IP) from 4/18/89-6/20/90

65 • GREGORY SOTO • LHP

0-1 • 4.15 ERA • 10 G

WHIP: 1.62

K/9: 110.38

BB/9: 5.19

vs. ALL: .273 (9-for-33)

vs. LHB: .250 (3-for-12)

vs. RHB: .286 (6-for-21)

👤 Was dealt the loss on 4/23 at WSH after allowing one run on one hit and one walk in 1.0 inning...Entered the eighth with a 3-3 tie, surrendering a go-ahead sac fly by Luis García Jr. to record the second out...Has issued a walk in back-to-back outings for the first time this season

👤 His first pitch strike percentage has jumped up to 78.0% this season from 59.1% in 2024...The 18.9% increase is the third-largest year-over-year jump in MLB

👤 Surrendered three runs on three hits in 0.2 inning on 4/13 vs. TOR...One of the runs scored after he left, which tied the game...Snapped a six-game scoreless streak to begin the year and a 12-gamer since 9/18/24, which was tied for the longest stretch of his career (also 9/25/19–8/16/20)

👤 Right-handers were limited to a .109 (5-for-46) average with two walks and 20 strikeouts in 26 games from 8/8/24-4/12/25, but righties are 4-for-7 with two doubles over his last four appearances

👤 Ranks in the 93rd percentile with a 60.0 percent groundball rate

ORIOLES PUBLIC RELATIONS DEPARTMENT 333 W. CAMDEN ST., BALTIMORE, MD 21201 410-547-6150 ✉ ORIOLESPR@ORIOLES.COM ✂ @ORIOLESPR

2 • GUNNAR HENDERSON • INF (L)		.212 • 2 HR • 3 RBI
Current Streak: 1 G (1-5; since 4/23)		2025 High: 2 G (4/13-15)
Last Game: 1-5, K		Road Trip: 2 G, 1-9, 2 K
On 4/19 vs. CIN, reached base safely four times for the first time since 8/4/24 at CLE (also 4)		
Min. 50 AB, his 96.8 mph average exit velocity leads the majors ahead of NYY's Aaron Judge (96.0 mph), while his 61.4 hard-hit rate ranks third in MLB behind NYY's Ben Rice (64.2%) and BOS' Rafael Devers (62.9%)...21 of his 42 batted balls have been hit at 101.5+ mph		
Tallied his first three-hit game of the season on 4/13 vs. TOR after collecting three total hits in his previous six games (3-for-25)		
Is 5-for-14 (.357) with two doubles and one homer on offspeed pitches...Owns a .222 batting average and .361 slugging percentage against fastballs, but has a .317 xBA and .433 xSLG versus the pitch		
Made his season debut on 4/4 at KC after being placed on the 10-day IL with a right intercostal strain on 3/27, retroactive to 3/24...Was injured in spring on 2/27 vs. TOR		

7 • JACKSON HOLLIDAY • INF (L)		.234 • 2 HR • 8 RBI
Current Streak: 1 G (2-3; since 4/23)		2025 High: 3 G (2x, last: 4/16-19)
Last Game: 2-3, R, BB, K		Road Trip: 2 G, 2-5, R, 2 BB, 3 K
Reached base safely three times (2 1B, BB) yesterday at WSH for the second time this season, joining 4/5 at KC (2 1B, 3B)...Tallied his fourth multi-hit effort of the year...Has four multi-hit efforts in 19 games after having six in 60 games in 2024		
On 4/16 vs. CLE, hit his second career grand slam (also 7/31/24 vs. TOR), snapping an 0-for-17 skid...Marked the first O's grand slam of the year and the first by BAL since Anthony Santander on 8/23/24 vs. HOU...At 21 years, 133 days old, became the youngest player in Orioles/Browns franchise history at the time of his second career grand slam, surpassing Cal Ripken, Jr. (22y, 323d), per @SlangsOnSports		
Ranks in the top six percent of MLB in chase rate (18.8%)		
His 28.7 ft./sec. sprint speed ranks third among all AL second basemen		

13 • HESTON KJERSTAD • OF (L)		.245 • 3 HR • 12 RBI
Current Streak: 1 G (1-4; since 4/23)		2025 High: 4 G (3/31-4/5)
Last Game: 1-4, HBP		Road Trip: 2 G, 1-7, HBP, K
Exited the game on 4/19 vs. CIN after the second inning with right elbow discomfort after being hit by a Hunter Greene 99.5 mph fastball in the bottom of the first		
Launched a 407-foot, two-run homer in the eighth inning on Friday vs. CIN, his third of the season...Marked the second time in his career homering in back-to-back games (also 6/27-29/24, 2 G)...Had multiple RBI in three straight games for the first time in his career from 4/16-18		
Since April 12, he is slashing .292/.370/.708 (7-for-24) with one double, three homers, five runs scored, eight RBI, one walk, and two hit-by-pitches in nine games		
Is batting .323 (10-for-31) with two doubles, two home runs, and eight RBI with one or two outs, compared to .136 (3-for-22) with one home run with no outs		
Smacked his second double of the season in the sixth inning on 4/13 vs. TOR, tying his doubles total from last year in 26 fewer games...Recorded an extra-base hit in back-to-back games (2B, HR) for the second time in his career (3 G, 6/27-30/24)		

12 • RAMÓN LAUREANO • OF (R)		.200 • 3 HR • 4 RBI
Current Streak: 2 G (3-8; since 4/19)		2025 High: 2 G (current streak)
4/20 vs. CIN: 1-4, K		Homestand: 7 G, 4-16, 3 HR, 4 RBI, 5 K
After entering as a defensive replacement in the third inning on 4/19 vs. CIN, he became the fifth player in Orioles history to hit two home runs off the bench (last: Trey Mancini, 6/7/17 vs. PIT)...Was the first MLB reserve to record a multi-homer game since STL's Richie Palacios (9/12/23 at BAL)...Marked his fifth career multi-homer game (last: 6/30/22 at SEA w/ OAK)		
Hit his first home run as an Oriole on Wednesday vs. CLE, a solo shot in the seventh inning...Eight of his last nine homers since 8/17/24, have been off right-handed pitchers		
Is 9-for-20 (.450) with two doubles and one homer in five career games vs. WSH		
His three defensive runs saved in left field this season are tied for second among all MLB left fielders, per <i>Sports Info Solutions</i> ...Since 2018, his 51 outfield assists are fourth in MLB		

3 • JORGE MATEO • INF/OF (R)		.059 • 0 HR • 0 RBI
Current Streak: 0-3 (since 4/18)		2025 High: 1 G (4/15)
Last Game: 0-0 (PR in 9 th)		Road Trip: 1 G, 0-0
Made his professional pitching debut on 4/20 vs. CIN (1.0 IP, 5 H, 2 BB, 1 HR)		
Doubled in the fifth inning on 4/15 vs. CLE, his first hit of the year...Snapped an 0-for-17 hitless streak dating back to 7/23/24		
Swiped second and third base after entering as a pinch runner in the eighth on 4/8 at AZ...Marked the first time an Oriole has done so since Cedric Mullins on 5/23/24 at CWS and the seventh time Mateo has done so in his career (last: 4/22/24 at LAA)		
His 83 stolen bases since 2022 are sixth in the AL		

6 • RYAN MOUNTCASTLE • INF (R)		.239 • 1 HR • 5 RBI
Current Streak: 1 G (1-1; since 4/23)		2025 High: 4 G (3/30-4/3)
Last Game: 1-1, HBP (PH in 7 th)		Road Trip: 2 G, 1-5, HBP, K
Entered the game yesterday at WSH as a pinch hitter in the seventh inning and reached base safely twice (1B, HBP)...Reached safely at least two times as a reserve for the second time in his career, joining 5/16/23 vs. LAA (2B, HR)		
Launched a go-ahead, two-out, solo home run in the second inning on 4/13 vs. TOR...Marked his first long ball of the season and first since 7/29/24 (G1) vs. TOR, snapping a career-long 41-game home run drought		
Is hitting .211 (8-for-38) with a .263 slugging percentage against fastballs this season despite having an xBA of .283 and xSLG of .491 against the pitch		
Ranks in the top six percent of MLB in bat speed (76.0)		
His single on 3/30 at TOR off Chris Bassitt was 116.7 mph, tied for the sixth-hardest-hit ball of the MLB season...Marked the fifth hardest by an Oriole in the <i>Statcast</i> era (since 2015) and the hardest since Mark Trumbo on 4/28/17 at NYY (118.5)		

31 • CEDRIC MULLINS • OF (L)		.297 • 6 HR • 19 RBI
Current Streak: 5 G (6-19; since 4/18)		2025 High: 5 G (current streak)
Last Game: 2-5, R, K, SB		Road Trip: 2 G, 3-7, R, 2 BB, K, SB
Reached base safely three times on Tuesday at WSH (1B, 2 BB)...Has reached base safely three or more times in seven games this season, tied for the second most such games in the AL with NYY's Paul Goldschmidt, behind NYY's Aaron Judge (11)		
His five multi-walk efforts this season are tied for first in the AL with BOS' Rafael Devers and for second in MLB behind only SF's Matt Chapman (7)		
On 4/19 vs. CIN, hit his second leadoff homer of the season and the 18 th of his career...Is one of 10 players in MLB with at least two leadoff homers this season...Ranks second in franchise history in leadoff homers behind Brady Anderson (44)		
Drew a walk in a career-high-tying five straight games from 4/12-17 (also 9/7-11 [G1]/21)...His 18.3 percent walk rate ranks in the top two percent of MLB		
Leads the Orioles in AVG (.297), OBP (.441), SLG (.608), OPS (1.049), hits (22), doubles (5), homers (6), runs (16), RBI (19), walks (17), extra-base hits (11), total bases (45), and bWAR (1.1)		
Hit third in the batting order on 4/5 at KC to become the first player since 1901 to start in seven spots in the order in a team's first nine games (<i>STATS Perform</i>)		
Joined Adley Rutschman as the third and fourth players in franchise history (since 1954) with two home runs on Opening Day on 3/27 at TOR, along with Brooks Robinson (1973) and Sam Horn (1990)...Marked his sixth career multi-HR game		

32 • RYAN O'HEARN • INF/OF (L)		.281 • 3 HR • 6 RBI
Current Streak: 0-7 (since 4/20)		2025 High: 5 G (4/13-19)
Last Game: 0-3		Road Trip: 1 G, 0-3
Reached base safely in 10 straight games from 4/4-19, tied for the second-longest streak of his career (also 9/3-14/18)		
His three RBI on 4/17 vs. CLE marked his most since 7/7/24 at SEA (also 3)		
Owns a career-high 50.0% pull rate, surpassing his previous high of 43.0% in 2022		
Leads all qualifying players in MLB with a .364 (8-for-22) batting average in two-strike counts		
Went 22 straight plate appearances without a strikeout from 4/4-13		
Has increased his hard-hit rate to 56.0 percent in 2025 from 40.1 in 2024 (+15.9%) and ranks in the top seven percent of MLB		
Ranks among all MLB batters in the following percentiles: xBA (.328, 96 th), strikeout rate (10.9%, 94 th), whiff rate (15.3%, 92 nd), and xwOBA (.402, 90 th)		
His seven pinch-hit knocks last season were the most by an Oriole since Delmon Young (10, 2014) and ranked fourth in the AL...His 28 pinch-hit hits since 2019 are fourth most among active MLB hitters behind CWS' Austin Slater (40), SEA's Donovan Solano (35), and SF's Wilmer Flores (30)		

9 • TYLER O'NEILL • OF (R)		.215 • 2 HR • 10 RBI
Current Streak: 0-8 (since 4/22)		2025 High: 2 G (2x, last: 4/4-5)
Last Game: 0-4, RBI, 3 K		Road Trip: 2 G, 0-8, RBI, 4 K
His four assists are tied with CLE's Steven Kwan for most among all MLB outfielders...Has registered the four assists in 18 games after having four in 113 contests last year		
Was scratched from the lineup on 4/16 vs. CLE with neck discomfort		
Led off the fourth inning on 4/13 vs. TOR with a solo home run, his second homer of the season and first as an Oriole at Camden Yards		
Recorded his fourth career triple on 4/5 at KC and first since 5/4/22 at KC		
Notched his 200 th career extra-base hit with a double on 4/4 at KC		
His eight hits through his first four games were the most by an Oriole through his first four games with the club since Jose Iglesias in 2020 (also 8)		
Tied a career high with four hits on 3/31 vs. BOS (also: 8/6/21 vs. KC w/STL)		
Homered for a sixth consecutive Opening Day on 3/27 at TOR, an MLB record...Reached base safely a career-high five times, becoming the first player to reach base safely five times in his first game with the club in team history (since 1954)		

35 • ADLEY RUTSCHMAN • C (S)		.214 • 4 HR • 8 RBI
Current Streak: 1 G (2-4; since 4/23)		2025 High: 8 G (4/3-13)
Last Game: 2-4, RBI, BB		Road Trip: 2 G, 2-7, RBI, 2 BB
Notched his third multi-hit game of the year yesterday at WSH and his second in his last three games (last: 4/20 vs. CIN)...Reached base safely three times for the second time this season, joining his three-hit effort on Opening Day in TOR		
Smacked his fourth home run of the year in the eighth inning on 4/20 vs. CIN...Snapped an 0-for-20 skid with a third-inning single...Snapped a career-high-tying 18 game stretch without a multi-hit game		
Ranks in the 98 th percentile in MLB in squared-up rate (40.3%), while ranking in the 94 th in chase rate (18.8%) and 91 st in whiff rate (15.7%)		
Owns a career-high 89.5 mph average exit velocity and 11.6% barrel rate		
His sixth-inning homer on 4/12 vs. TOR marked the seventh game-tying or go-ahead home run in the sixth inning or later run of his career		
Reached safely in his first 14 games to begin the year, a streak that was snapped on 4/15 vs. CLE...His season-long eight game hitting streak was also snapped		
Went 21 straight games with one strikeout or fewer from 9/21/24-4/13/25, the longest such streak of his career		
Joined Cedric Mullins as the third and fourth players in franchise history (since 1954) with two home runs on Opening Day, along with Brooks Robinson (1973) and Sam Horn (1990)...All three of his career multi-homer games have come vs. TOR		
Since his MLB debut on May 21, 2022, is second among all MLB primary catchers with 425 hits and 89 doubles, both behind MIL's William Contreras (431 H, 91 2B)		

99 • GARY SÁNCHEZ • C (R)		.120 • 0 HR • 4 RBI
Current Streak: 0-3 (since 4/22)		2025 High: 2 G (4/15-18)
4/22 at WSH: 0-3		Road Trip: 1 G, 0-3
Made his professional pitching debut on 4/20 vs. CIN (1.0 IP, 2 H, 4 R, 1 BB, 1 HR)		
Lined an RBI single in the eighth inning on 4/15 vs. CLE, marking his second hit and fourth RBI on the year		
Tallied his first O's hit with a two-out, two-run single on 4/5 at KC		
Made his team debut on 3/29 at TOR and recorded his first RBI on a sac fly		
His 184 career homers are third most among all active MLB catchers behind KC's Salvador Perez (275) and BOS' Yasmani Grandal (194)		
Appeared on his eighth career Opening Day roster (2017-21-NYY, 2022-MIN, 2024-MIL)...Signed with the O's on 12/10/2024		

29 • RAMÓN URÍAS • INF (R)		.306 • 0 HR • 7 RBI
Current Streak: 0-for-last-8 (since 4/19)		2025 High: 6 G (3/29-4/5)
Last Game: 0-2, RBI, BB, K		Road Trip: 1 G, 0-2, RBI, BB, K
Has reached base safely in 14 of 16 games to open the season		
Owns career bests in walk rate (12.1%) and strikeout rate (15.5%)...Had a previous best 9.5 percent walk rate in 2021 and 18.3 percent strikeout rate in 2024		
Owns a career-high 45.2% pull rate, surpassing his previous high of 38.1% in 2023		
Singled as a pinch hitter on 4/12 vs. TOR, his first pinch hit of the season...Is batting .419 (13-for-31) as a pinch hitter in his career, the best average among active players (min. 30 AB)		
On 3/29 at TOR, recorded his first 3+ RBI game since 8/25/24 vs. HOU (3 RBI) and first 3+ hit game since 8/16/24 vs. BOS (3 H)		

11 • JORDAN WESTBURG • INF (R)		.190 • 4 HR • 5 RBI
Current Streak: 1 G (1-4; since 4/23)		2025 High: 4 G (3/29-4/3)
Last Game: 1-4, 3B, R, K		Road Trip: 2 G, 1-7, 3B, R, K
Recorded his eighth career triple and first since 6/9/24 at TB yesterday at WSH...Is 4-for-16 with two doubles, one triple, and a home run in his last four games after going 2-for-39 (.051) in 10 games from 4/4-18		
Notched his second career multi-double performance on 4/20 vs. CIN, joining 7/29/24 (G1) vs. TOR when he hit three...Marked his eighth career multi-extra-base hit effort and second of the season (3/29 at TOR)		
Snapped an 0-for-30 skid with a homer in the seventh inning on 4/19 vs. CIN, going back-to-back with Ramón Laureano		
Is batting .381 (8-for-21) on breaking pitches, compared to .146 (7-for-48) on fastballs and 0-for-10 on offspeed pitches		
All four of his homers in 2025 have come on breaking pitches...Had three home runs off breaking pitches all of 2024		
His 29.1 ft./sec. average sprint speed ranks first among all AL second basemen		
Tallied his first career multi-homer game on 3/29 at TOR...Matched a career high with four hits (3x, last: 6/25/24 vs. CLE) and scored a career-high three runs...His 434-foot homer in the first inning off Max Scherzer was the furthest of his career		



ADDITIONAL HITTER INFO																		
			MULTI-HIT GAMES					MULTI-RBI GAMES						LAST HR		MULTI-HR GAMES		
	vs. LHP	vs. RHP	2	3	4	5	TOTAL	2	3	4	5	6+	TOTAL	(DATE/PITCHER)	2025	CAREER	LAST (HRS)	
Gunnar Henderson	.043	.302	4	1	-	-	5	1	-	-	-	-	1	4/19/25 vs. CIN (Greene)	-	2	6/21/24 at HOU (2)	
Jackson Holliday	.182	.245	3	1	-	-	4	1	-	1	-	-	2	4/16/25 vs. CLE (Williams)	-	-	-	
Heston Kjerstad	.200	.256	2	-	-	-	2	4	-	-	-	-	4	4/18/25 vs. CIN (Barlow)	-	-	-	
Ramón Laureano	.077	.333	1	-	-	-	1	-	1	-	-	-	1	4/19/25 vs. CIN (Spiers)	1	5	4/19/25 vs. CIN (2)	
Jorge Mateo	.091	.000	-	-	-	-	-	-	-	-	-	-	-	6/21/24 at HOU (N. Hernandez)	-	1	8/2/22 at TEX (2)	
Ryan Mountcastle	.250	.235	4	-	-	-	4	1	-	-	-	-	1	7/29/24 (G1) vs. TOR (Swanson)	-	10	6/4/24 at TOR (2)	
Cedric Mullins	.389	.268	4	1	-	-	5	2	-	1	1	-	4	4/19/25 vs. CIN (Greene)	1	6	3/27/25 at TOR (2)	
Ryan O'Hearn	.167	.294	5	-	-	-	5	-	1	-	-	-	1	4/17/24 vs. CLE (Bibee)	-	2	8/25/19 at CLE (2)	
Tyler O'Neill	.095	.273	1	1	1	-	3	1	1	-	-	-	2	3/27/25 at TOR (Berrios)	-	12	9/9/24 vs. BAL (2)	
Adley Rutschman	.160	.237	2	1	-	-	3	-	1	-	-	-	1	4/20/25 vs. CIN (Wynne)	1	3	3/27/25 at TOR (2)	
Gary Sánchez	.000	.273	-	-	-	-	-	1	-	-	-	-	1	9/27/24 vs. NYM (A. Young)	-	17	8/2/23 at COL (2)	
Ramón Urías	.444	.275	3	1	-	-	4	-	1	-	-	-	1	9/24/24 at NYY (Mayza)	-	1	7/15/22 at TB (2)	
Jordan Westburg	.211	.183	2	-	1	-	3	1	-	-	-	-	1	4/19/25 vs. CIN (Spiers)	1	1	3/29/25 at TOR (2)	

O's HITTERS															2025 vs. WASHINGTON NATIONALS															CAREER vs. WASHINGTON NATIONALS														
PLAYER	G	AB	R	H	2B	3B	HR	RBI	BB	IBB	SO	AVG	OBP	SLG	G	AB	R	H	2B	3B	HR	RBI	BB	IBB	SO	AVG	OBP	SLG																
Gunnar Henderson	2	9	0	1	0	0	0	0	0	0	2	.111	.111	.111	12	49	6	11	2	1	3	10	3	0	15	.224	.269	.490																
Jackson Holliday	2	5	1	2	0	0	0	0	2	0	3	.400	.571	.400	4	12	1	4	0	0	0	1	2	0	6	.333	.429	.333																
Heston Kjerstad	2	7	0	1	0	0	0	0	0	0	1	.143	.250	.143	4	9	0	1	0	0	0	0	0	0	2	.111	.200	.111																
Ramón Laureano															5	20	2	9	2	0	1	4	1	0	4	.450	.476	.700																
Jorge Mateo	1	0	0	0	0	0	0	0	0	0	0	-	-	-	14	28	7	7	2	0	2	3	3	0	9	.250	.323	.536																
Ryan Mountcastle	2	5	0	1	0	0	0	0	0	0	1	.200	.333	.200	17	62	6	15	3	0	4	10	5	0	8	.242	.319	.484																
Cedric Mullins	2	7	1	3	0	0	0	0	2	0	1	.429	.556	.429	22	67	8	17	3	0	0	0	3	0	17	.254	.296	.299																
Ryan O'Hearn	1	3	0	0	0	0	0	0	0	0	0	.000	.000	.000	8	15	1	3	0	0	0	0	3	0	3	.200	.333	.200																
Tyler O'Neill	2	8	0	0	0	0	0	1	0	0	4	.000	.000	.000	19	44	4	6	3	0	0	2	5	1	25	.136	.216	.205																
Adley Rutschman	2	7	0	2	0	0	0	1	2	0	0	.286	.444	.286	14	52	2	13	3	0	1	6	7	0	10	.250	.333	.365																
Gary Sánchez	1	3	0	0	0	0	0	0	0	0	0	.000	.000	.000	12	36	3	6	2	0	2	4	7	0	13	.167	.302	.389																
Ramón Urías	1	2	0	0	0	0	0	1	1	0	1	.000	.250	.000	11	32	3	5	0	0	0	4	2	0	10	.156	.222	.156																
Jordan Westburg	2	7	1	1	0	1	0	0	0	0	1	.143	.143	.429	5	18	3	4	1	1	0	1	1	0	4	.222	.263	.389																

O's PITCHERS															2025 vs. WASHINGTON NATIONALS															CAREER vs. WASHINGTON NATIONALS														
PLAYER	W	L	SV	G	GS	INN	H	R	ER	HR	BB	K	ERA	AVG	W	L	SV	G	GS	INN	H	R	ER	HR	BB	K	ERA	AVG																
Keegan Akin	0	0	0	1	0	1.0	1	0	0	0	0	1	0.00	.250	0	0	0	6	0	10.0	10	6	6	2	2	7	5.40	.250																
Bryan Baker															0	0	0	3	0	3.0	3	2	2	0	0	4	6.00	.273																
Félix Bautista															0	0	2	2	0	2.0	1	0	0	0	1	2	0.00	.143																
Matt Bowman	0	0	0	1	0	1.2	2	1	1	0	0	2	5.40	.286	0	0	1	8	0	7.1	6	2	2	1	1	5	2.45	.231																
Yennier Cano															0	0	1	5	0	4.1	1	0	0	0	1	4	0.00	.077																
Seranthony Domínguez															4	2	6	25	0	23.1	18	10	9	2	9	23	3.47	.209																
Dean Kremer	0	1	0	1	1	5.1	11	6	5	2	0	4	8.44	.423	3	1	0	4	4	23.0	28	10	9	2	3	14	3.52	.295																
Charlie Morton															6	8	0	19	19	95.0	105	60	55	12	38	85	5.21	.292																
Cionel Pérez															0	0	0	7	0	7.1	1	0	0	0	3	5	0.00	.045																
Cade Povich																																												
Gregory Soto	0	1	0	1	0	1.0	1	1	1	0	1	0	9.00	.333	1	1	0	8	1	10.0	8	5	5	1	2	5	4.50	.216																
Tomoyuki Sugano	0	0	0	1	1	7.0	5	3	3	2	0	1	3.86	.192	0	0	0	1	1	7.0	5	3	3	2	0	1	3.86	.192																
Brandon Young																																												

RECENT TRANSACTIONS	
DATE	TRANSACTION
4/23	LHP Trevor Rogers (right knee subluxation) began a rehab assignment with Double-A Chesapeake.
4/22	Recalled RHP Brandon Young from Triple-A Norfolk...Placed RHP Cody Poteet (right shoulder inflammation) on the 15-day Injured List, retroactive to 4/21.
4/20	Traded RHP Scott Blewett for cash considerations...Recalled RHP Cody Poteet from Triple-A Norfolk...Optioned RHP Brandon Young ² to Triple-A Norfolk.
4/19	Recalled RHP Brandon Young from High-A Aberdeen...Designated RHP Scott Blewett for assignment.
4/15	Activated RHP Scott Blewett...Optioned RHP Colin Selby ¹ to Triple-A Norfolk...Released LHP Luis González.
4/14	Claimed RHP Scott Blewett off waivers from the Minnesota Twins...Designated LHP Luis González for assignment.
4/9	Recalled RHP Colin Selby from Triple-A Norfolk...Placed RHP Zach Eflin (right lat strain) on the 15-day Injured List, retroactive to 4/8.
4/7	Acquired LHP Grant Wolfram from the Milwaukee Brewers in exchange for minor league OF Daz Cameron and cash considerations and optioned him to Triple-A Norfolk...Transferred RHP Albert Suárez (right subscapularis strain) to the 60-day Injured List.
4/5	Traded minor league INF/OF Nick Gordon to the Kansas City Royals for cash considerations.
4/4	Reinstated INF Gunnar Henderson (right intercostal strain) from the 10-day Injured List.
4/3	Optioned OF Dylan Carlson to Triple-A Norfolk (postgame).
3/31	Recalled OF Dylan Carlson from Triple-A Norfolk...Placed OF Colton Cowser (left thumb fracture) on the 10-day Injured List.
3/30	Selected the contract of RHP Matt Bowman from Triple-A Norfolk...Placed RHP Albert Suárez (right shoulder inflammation) on the 15-day Injured List, retroactive to 3/29.
3/29	Acquired RHP Cody Poteet from the Chicago Cubs in exchange for cash considerations and optioned him to Triple-A Norfolk.
3/28	RHP Roansy Contreras cleared waivers and outrighted to Triple-A Norfolk...INF Gunnar Henderson (right intercostal strain) began a rehab assignment with Triple-A Norfolk.
3/27	Placed INF Gunnar Henderson (right intercostal strain) on the 10-day Injured List, retroactive to 3/24...Placed RHP Andrew Kittredge (left knee debridement), RHP Chayce McDermott (right lat strain), RHP Grayson Rodriguez (right elbow inflammation), and LHP Trevor Rogers (right knee subluxation) on the 15-day Injured List, retroactive to 3/24...Reassigned INF Livan Soto to Triple-A Norfolk...Designated RHP Roansy Contreras for assignment...RHP Matt Bowman cleared outright waivers and accepted an assignment to Triple-A Norfolk.
3/25	Rule 5 Draft selection RHP Juan Núñez cleared waivers, returned from the San Diego Padres, and assigned to minor league camp.
3/23	Selected the contract of RHP Matt Bowman...Optioned OF Dylan Carlson to minor league camp...Placed RHP Tyler Wells (right elbow UCL surgery) on the 60-day Injured List.
3/22	Agreed to terms with RHP Kyle Gibson on a one-year contract for the 2025 season...Placed RHP Kyle Bradish (right elbow UCL surgery) on the 60-day Injured List.

EUTAW STREET HOME RUNS			
DATE	PLAYER (Team)	OPP. (Pitcher)	DISTANCE
4/19	Jake Fraley (CIN)	BAL (Young)	421 ft.
2025 totals - 1 (0 by Orioles, 1 by opponents)			
*Total since 1992 - 132 (64 by Orioles, 68 by opponents)			

O's CHALLENGES			
TEAM	TOTAL	WON	LOST
Orioles	10	3	7
Opponents	2	1	1
SUCCESS RATE			
30%			
50%			
Last by O's: 4/23 at WSH (T3)			
Last by Opponent: 4/7 at AZ (T2)			
Batter/Runner: Holliday			
Batter/Runner: Urias			
Tag Play (1B)			
Force Play (1B)			
Out/Overturned			
Safe/Overturned			

RECORD BY POSITION									
PLAYER	C	1B	2B	3B	SS	LF	CF	RF	DH
Dylan Carlson	-	-	-	-	-	0-1	-	-	-
Colton Cowser	-	-	-	-	-	2-2	-	-	-
Gunnar Henderson	-	-	-	-	5-10	-	-	-	1-0
Jackson Holliday	-	-	5-9	-	4-1	-	-	-	-
Heston Kjerstad	-	-	-	-	-	5-7	-	2-1	1-0
Ramón Laureano	-	-	-	-	-	1-4	-	1-0	-
Jorge Mateo	-	-	0-2	-	0-3	-	0-1	-	-
Ryan Mountcastle	-	7-11	-	-	-	-	-	-	-
Cedric Mullins	-	-	-	-	-	-	9-13	-	-
Ryan O'Hearn	-	2-3	-	-	-	-	-	2-1	3-5
Tyler O'Neill	-	-	-	-	-	1-0	-	4-12	0-1
Adley Rutschman	7-9	-	-	-	-	-	-	-	1-5
Gary Sánchez	2-5	-	-	-	-	-	-	-	0-1
Ramón Urías	-	-	-	8-7	-	-	-	-	-
Jordan Westburg	-	-	4-3	1-7	-	-	-	-	3-2

RECORD BY BATTING ORDER									
PLAYER	1	2	3	4	5	6	7	8	9
Dylan Carlson	-	-	-	-	-	-	-	-	0-1
Colton Cowser	2-2	-	-	-	-	-	-	-	-
Gunnar Henderson	4-5	2-3	0-1	0-1	-	-	-	-	-
Jackson Holliday	-	-	-	-	-	-	0-3	4-2	5-5
Heston Kjerstad	-	-	-	-	1-0	5-3	2-4	0-1	-
Ramón Laureano	-	-	-	-	0-1	1-1	-	0-1	1-1
Jorge Mateo	-	-	-	-	-	-	-	0-1	0-5
Ryan Mountcastle	-	-	-	2-3	1-3	2-2	1-1	1-2	-

2025 BY THE NUMBERS			
	HOME	AWAY	TOTAL
Overall	5-6	4-8	9-14
MONTH	HOME	AWAY	TOTAL
March (5)	1-0	2-2	3-2
April (26)	4-6	2-6	6-12
May (27)	-	-	-
June (27)	-	-	-
July (24)	-	-	-
August (28)	-	-	-
September (25)	-	-	-
TOTAL (162)	5-6	4-8	9-14
DAY OF WEEK	HOME	AWAY	TOTAL
Monday (14)	1-0	1-0	2-0
Tuesday (24)	0-1	0-2	0-3
Wednesday (24)	1-1	0-2	1-3
Thursday (18)	1-1	1-0	2-1
Friday (27)	0-1	0-2	0-3
Saturday (27)	2-0	2-0	4-0
Sunday (27)	0-2	0-2	0-4
TOTAL (162)	5-6	4-8	9-14
VS. AL EAST	HOME	AWAY	TOTAL
Boston Red Sox (13)	1-2	-	1-2
New York Yankees (13)	-	-	-
Tampa Bay Rays (13)	-	-	-
Toronto Blue Jays (13)	1-1	2-2	3-3
TOTAL (52)	2-3	2-2	4-5
VS. AL CENTRAL	HOME	AWAY	TOTAL
Chicago White Sox (7)	-	-	-
Cleveland Guardians (7)	2-1	-	2-1
Detroit Tigers (6)	-	-	-
Kansas City Royals (6)	-	1-2	1-2
Minnesota Twins (6)	-	-	-
TOTAL (32)	2-1	1-2	3-3
VS. AL WEST	HOME	AWAY	TOTAL
Houston Astros (7)	-	-	-
Los Angeles Angels (6)	-	-	-
Oakland Athletics (6)	-	-	-
Seattle Mariners (6)	-	-	-
Texas Rangers (7)	-	-	-
TOTAL (32)	-	-	-
VS. NL EAST	HOME	AWAY	TOTAL
Atlanta Braves (3)	-	-	-
Miami Marlins (3)	-	-	-
New York Mets (3)	-	-	-
Philadelphia Phillies (3)	-	-	-
Washington Nationals (4)	-	0-2	0-2
TOTAL (16)	-	0-2	0-2
VS. NL CENTRAL	HOME	AWAY	TOTAL
Chicago Cubs (3)	-	-	-
Cincinnati Reds (3)	1-2	-	1-2
Milwaukee Brewers (3)	-	-	-
Pittsburgh Pirates (3)	-	-	-
St. Louis Cardinals (3)	-	-	-
TOTAL (15)	1-2	-	1-2
VS. NL WEST	HOME	AWAY	TOTAL
Arizona Diamondbacks (3)	-	1-2	1-2
Colorado Rockies (3)	-	-	-
Los Angeles Dodgers (3)	-	-	-
San Diego Padres (3)	-	-	-
San Francisco Giants (3)	-	-	-
TOTAL (15)	-	1-2	1-2

BALTIMORE ORIOLES - WALK-OFF AND MISC. HOME RUNS

Baltimore Orioles Walk-off Wins							
Date	Score	Batter/Runner	Action	RBI	Pitcher	INN	OUTS
-	-	-	-	-	-	-	-
Opponent Walk-off Wins							
Date	Score	Batter/Runner	Action	RBI	Pitcher	INN	OUTS
-	-	-	-	-	-	-	-
Baltimore Orioles Back-to-Back Home Runs							
Date	Score	Batters	Pitcher	INN	OUTS		
3/27	BAL 12 @ TOR 2	Adley Rutschman/Jordan Westburg	Yariel Rodríguez	8	1		
4/19	CIN 5 @ BAL 9	Cedric Mullins/Gunnar Henderson	Hunter Greene	1	0		
4/19	CIN 5 @ BAL 9	Ramón Laureano/Jordan Westburg	Carson Spiers	7	2		
Opponent Back-to-Back Home Runs							
Date	Score	Batters	Pitcher	INN	OUTS		
4/9	BAL 0 @ AZ 9	Pavin Smith/Josh Naylor	Dean Kremer	5	1		
4/17	CLE 2 @ BAL 6	Daniel Schneemann/Austin Hedges	Tomoyuki Sugano	3	0		
Baltimore Orioles Grand Slams							
Date	Score	Batter	Pitcher	INN	OUTS		
4/16	CLE 1 @ BAL 9	Jackson Holliday	Gavin Williams	2	1		
Opponent Grand Slams							
Date	Score	Batter	Pitcher	INN	OUTS		
4/20	CIN 24 @ BAL 2	Noelvi Marte	Jorge Mateo	8	2		
Baltimore Orioles Inside-the-Park Home Runs							
Date	Score	Batter	RBI	Pitcher	INN	OUTS	
-	-	-	-	-	-	-	-
Opponent Inside-the-Park Home Runs							
Date	Score	Batter	RBI	Pitcher	INN	OUTS	
-	-	-	-	-	-	-	-
Baltimore Orioles Pinch-Hit Home Runs							
Date	Score	Batter	RBI	Pitcher	INN	OUTS	
-	-	-	-	-	-	-	-
Opponent Pinch-Hit Home Runs							
Date	Score	Batter	RBI	Pitcher	INN	OUTS	
-	-	-	-	-	-	-	-
Baltimore Orioles Leadoff Home Runs							
Date	Score	Batter	Pitcher				
3/29	BAL 9 @ TOR 5	Colton Cowser	Max Scherzer				
4/3	BOS 8 @ BAL 4	Cedric Mullins	Tanner Houck				
4/19	CIN 5 @ BAL 9	Cedric Mullins	Hunter Greene				
Opponent Leadoff Home Runs							
Date	Score	Batter	Pitcher				
4/23	BAL 3 @ WSH 4	James Wood	Tomoyuki Sugano				

LAST TIME IT HAPPENED	
BATTING	
Eutaw St. Home Run	Gunnar Henderson, 8/14/24 vs. WSH (Herz)
Opponent	Jake Fraley, 4/19/25 vs. CIN (Young)
Second Deck Home Run in LF at OPACY	Austin Hays, 6/7/22 vs. CHC (Mills)
Opponent	Pete Alonso, 9/2/20 vs. NYM (Means)
Grand Slam	Jackson Holliday, 4/16/25 vs. CLE (Williams)
Two Grand Slams in One Game	Reimold, Clevenger, 9/11/15 vs. KC (Herrera, Chamberlain)
Pinch-Hit Home Run	Ryan O’Hearn, 6/6/24 at TOR (García)
Pinch-Hit Walk-Off Home Run	Nolan Reimold, 7/24/16 vs. CLE (Allen)
Pinch-Hit Grand Slam	Dwight Evans, 7/26/91 vs. OAK (Nelson)
Inside the Park Home Run	Jorge Mateo, 8/20/23 at OAK (Sears)
LH & RH Home Run, Same Game	Anthony Santander, 8/7/24 at TOR (Francis, Yarbrough)
Individual 2-Home Run Game	Ramón Laureano, 4/19/25 vs. CIN (Greene, Spiers)
Individual 3-Home Run Game	Ryan Mountcastle, 6/19/21 vs. TOR (Manoah, Kay)
Individual 4-Home Run Game	Never
Home Run in Consecutive Games	Cedric Mullins, 4/18-19/25 vs. CIN
Home Run in 3 Consecutive Games	Jackson Holliday, 8/4-7/24 at CLE, at TOR
Home Run in 4 Consecutive Games	Gunnar Henderson, 5/17-20/24 vs. SEA, at STL
Home Run in 5 Consecutive Games	Jonathan Schoop, 7/22-27/18 vs. TOR, BOS, TB
Home Run in 6 Consecutive Games	Chris Davis, 9/26-10/2/12 vs. TOR, BOS, TB
4-Home Run Game, Team	4/19/25 vs. CIN (5)
5-Home Run Game, Team	4/19/25 vs. CIN
6-Home Run Game, Team	3/27/25 at TOR
7-Home Run Game, Team	6/2/16 vs. BOS
8+-Home Run Game, Team	6/16/15 vs. PHI (8)
10+-Run Game, Team	3/27/25 at TOR (12)
15+-Run Game, Team	6/20/24 at NYY (17)
20+-Run Game, Team	9/28/00 vs. TOR (23)
Back-to-Back HR	Laureano/Westburg, 4/19/25 vs. CIN (7 th inning)
Back-to-Back HR to Start First Inning	Mullins/Henderson, 4/19/25 vs. CIN
Back-to-Back-to-Back HR	Schoop/Davis/Mancini, 8/6/17 vs. DET (1 st inning)
Back-to-Back-to-Back HR to Start First Inning	Flaherty/Hardy/Markakis, 5/10/12 (G1) vs. TEX
2 Back-to-Back HRs, Same Game	Mullins/Henderson (1 st), Laureano/Westburg (7 th) 4/19/25 vs. CIN
Leadoff Home Run	Cedric Mullins, 4/19/25 vs. CIN (Greene)
Walk-Off Win	Anthony Santander (HR), 9/19/24 vs. SF (Walker)
Walk-Off Home Run	Anthony Santander, 9/19/24 vs. SF (Walker)
Walk-Off Grand Slam	Manny Machado, 8/18/17 vs. LAA (Middleton)
Walk-Off Home Run, Eutaw St.	Rio Ruiz, 8/11/19 vs. HOU (Osuna)
Home Run, 15 th Inning or later	Jonathan Villar, 7/25/19 at LAA (Canning)
Home Run, 17 th Inning or later	Adam Jones, 5/6/12 at BOS (McDonald)
Home Run by a Pitcher	Zack Britton, 7/3/11 at ATL (Beachy)
2-Home Run Game by a Pitcher	Milt Pappas, 8/27/61 at MIN (Ramos)
Oriole to hit a Home Run for 1 st ML hit	Connor Norby, 6/4/24 at TOR (Pearson)
Oriole w/ 2 Home Runs in one inning	Mark Trumbo, 4/15/16 at TEX (7 th inning, Pérez, Faulkner)
Oriole w/ 3 Home Runs in consecutive innings	Manny Machado, 8/7/16 at CWS (1 st , 2 nd , 3 rd inning, Shields, Albers)
5-Hit Game	Adley Rutschman, 6/21/24 at HOU
6-Hit Game	Cal Ripken, Jr., 6/13/99 at ATL
5-RBI Game	Cedric Mullins, 3/27/25 at TOR
6-RBI Game	Adley Rutschman, 6/9/24 at TB
7-RBI Game	Ryan Mountcastle, 4/11/23 vs. OAK (9)
8-RBI Game	Ryan Mountcastle, 4/11/23 vs. OAK (9)
9-RBI Game	Ryan Mountcastle, 4/11/23 vs. OAK
PITCHING	
Perfect Game	Never
No-Hitter	5/5/21 at SEA (Means)
1-Hitter	5/26/24 at CWS (Bradish, Coulombe, Cano, Kimbrel)
Complete Game	9/23/22 vs. HOU (Kremer)
Shutout	9/23/22 vs. HOU (Kremer)
Team Shutout	9/6/24 vs. TB (Kremer, Cano, Pérez, Domínguez)
Consecutive CG, Pitcher	Sidney Ponson (2), 5/16-22/04
Consecutive Shutouts, Pitcher	Mike Mussina (2), 9/26-10/1/95
Consecutive CG, Team	5/13-14/11 (Guthrie/Bergesen)
Consecutive Shutouts, Team	4/18-19/23 at WSH
10+ Strikeout Game, Pitcher	Charlie Morton (10), 4/3/25 vs. BOS
15+ Strikeout Game, Pitcher	Erik Bedard (15), 7/7/07 at TEX
10+ Strikeout Game, Team	4/3/25 vs. BOS (11)
15+ Strikeout Game, Team	4/24/24 at LAA (16)
4+ Strikeouts in an inning	Mike Cuellar (4), 5/29/70 at CAL
Immaculate Inning	Kevin Gausman, 4/23/18 vs. CLE (7 th inning)
MISCELLANEOUS	
Hit for the Cycle	Cedric Mullins, 5/12/23 vs. PIT (7 th in club history)
Steal of Home	Cedric Mullins, 8/12/21 vs. DET
Position Player to Pitch	Gary Sánchez, 4/19/25 vs. CIN (1.0 IP, 2 H, 4 R, BB, HR)
Triple Play Turned	9/18/22, Bottom 3 rd at TOR (Chapman batting/Kremer pitching)
	Scoring: 6-4-3 (Mateo-Vavra-Aguilar)
Manager Ejection	Brandon Hyde, 4/13/25 vs. TOR (18 th career)
Player Ejection	Ryan O’Hearn, 8/21/24 at NYM (2 nd career)
WINNING SWEEPS	
2-Game, at OPACY	September 26-27, 2023 vs. WSH
2-Game, Road	April 18-19, 2023 at WSH
3-Game, at OPACY	April 15-17, 2024 vs. MIN
3-Game, Road	September 27-29, 2024 at MIN
4-Game, at OPACY	July 7-10, 2022 vs. LAA
4-Game, Road	June 7-10, 2024 at TB
Doubleheader	June 25, 2016 vs. TB

2025 OUTFIELD ASSISTS						
Outfielder	1B	2B	3B	HP	TOTAL	ERRORS (F-T)
Dylan Carlson	-	-	-	-	-	-
Colton Cowser	-	-	-	-	-	-
Heston Kjerstad	-	1	-	-	1	-
Ramón Laureano	-	2	-	-	2	1 (0-1)
Jorge Mateo	-	-	-	-	-	1 (1-0)
Cedric Mullins	-	-	-	-	-	2 (1-1)
Ryan O’Hearn	-	-	-	-	-	-
Tyler O’Neill	1	2	-	1	4	-
Team Totals	1	5	-	1	7	4 (2-2)

2025 CATCHING BREAKDOWN							
	Errors		SB	Pick-offs			
Catcher	F-T-C	PB	CCS-ATT	1B-2B-3B	Inn.	ERA	W-L (GS)
Adley Rutschman	0-1-0	0	2-19	0-1-0	138.0	5.80	7-9
Gary Sánchez	0-0-0	1	0-1	1-0-0	62.0	4.65	2-5
Totals	0-1-0	1	2-20	1-1-0	200.0	5.45	9-14


SCORING BY INNING										
	1	2	3	4	5	6	7	8	9	Extras Totals
OPPONENTS	19	12	21	17	17	8	10	16	8	1 129
ORIOLES	16	13	13	8	7	11	13	19	1	0 101


ORIOLES WHO MADE THEIR MAJOR LEAGUE DEBUT IN 2025			
DATE	PLAYER	STATS	NOTES
3/30 at TOR	Tomoyuki Sugano	L: 4.0 IP, 4 H, 2 R, 2 ER, 2 BB, 1 K	Game Started
4/19 vs. CIN	Brandon Young	ND: 4.0+ IP, 7 H, 3 R, 3 ER, 3 BB, 3 K, HR	Game Started


2025 SCHEDULE


G#	DATE	OPP.	W-L	SCORE	WP/LP/SV	REC	POS	GA/GB	ATT.
1	3/27	at TOR	W	12-2	Eflin/Berrios	1-0	T-1 st	+0.5	40,734
2	3/28	at TOR	L	8-2	Gausman/Morton	1-1	T-3 rd	-0.5	26,289
3	3/29	at TOR	W	9-5	Kremer/Lovelady	2-1	2 nd	-0.5	27,005
4	3/30	at TOR	L	3-1	Bassitt/Sugano/Hoffman	2-2	3 rd	-1.5	21,069
5	3/31	vs. BOS	W	8-5	Dominguez/Newcomb	3-2	3 rd	-1.0	45,002*
MARCH TOTALS: 3-2			TEAM ERA: 4.60		TEAM AVG: .305				
6	4/1	OFF DAY				3-2	4 th	-1.0	
7	4/2	vs. BOS	L	3-0	Crochet/Eflin/Chapman	3-3	4 th	-1.5	18,146
8	4/3	vs. BOS	L	8-4	Kelly/Morton	3-4	T-4 th	-2.0	16,656
9	4/4	at KC	L	8-2	Lugo/Kremer	3-5	5 th	-2.5	14,196
10	4/5	at KC	W	8-1	Sugano/Wacha	4-5	5 th	-2.5	14,383
11	4/6	at KC	L	4-1	Bubic/Povich/Estévez	4-6	5 th	-2.5	19,098
12	4/7	at AZ	W	5-1	Eflin/Gallen	5-6	T-4 th	-1.5	20,333
13	4/8	at AZ	L	4-3	Kelly/Morton/Martinez	5-7	4 th	-2.0	23,843
14	4/9	at AZ	L	9-0	Pfaadt/Kremer	5-8	5 th	-2.5	22,411
15	4/10	OFF DAY				5-8	5 th	-2.5	
16	4/11	vs. TOR	**POSTPONED**		Rescheduled for 7/29 (DH)	5-8	5 th	-2.5	
17	4/12	vs. TOR	W	5-4	Baker/Francis/Bautista	6-8	T-4 th	-2.0	22,130
18	4/13	vs. TOR	L	7-6	Hoffman/Bowman	6-9	5 th	-2.5	27,193
19	4/14	OFF DAY				6-9	5 th	-2.5	
20	4/15	vs. CLE	L	6-3	Allen/Morton/Clase	6-10	5 th	-3.5	14,203
21	4/16	vs. CLE	W	9-1	Kremer/Williams	7-10	5 th	-3.5	13,964
22	4/17	vs. CLE	W	6-2	Sugano/Bibee	8-10	4 th	-3.5	16,201
23	4/18	vs. CIN	L	8-3	Abbott/Povich	8-11	4 th	-4.5	42,587*
24	4/19	vs. CIN	W	9-5	Domínguez/Greene/Bautista	9-11	4 th	-3.5	28,534
25	4/20	vs. CIN	L	24-2	Rogers/Morton/Wynne	9-12	4 th	-4.5	19,053
26	4/21	OFF DAY				9-12	4 th	-4.0	
27	4/22	at WSH	L	7-0	Parker/Kremer	9-13	4 th	-4.0	29,504
28	4/23	at WSH	L	4-3	López/Soto/Finnegan	9-14	5 th	-5.0	22,246
29	4/24	at WSH	6:45 PM	MASN2					
30	4/25	at DET	6:40 PM	MASN2					
31	4/26	at DET	1:10 PM	MASN2					
32	4/27	at DET	1:40 PM	MASN2					
33	4/28	vs. NYY	6:35 PM	MASN					
34	4/29	vs. NYY	6:35 PM	MASN					
35	4/30	vs. NYY	6:35 PM	MASN					
APRIL TOTALS: 6-12			TEAM ERA: 5.68		TEAM AVG: .203				
36	5/1	OFF DAY							
37	5/2	vs. KC	7:05 PM	MASN					
38	5/3	vs. KC	7:15 PM	FOX					
39	5/4	vs. KC	1:35 PM	MASN					
40	5/5	OFF DAY							
41	5/6	at MIN	7:40 PM	MASN					
42	5/7	at MIN	7:40 PM	MASN					
43	5/8	at MIN	1:10 PM	MASN					
44	5/9	at LAA	9:38 PM	MASN					
45	5/10	at LAA	9:38 PM	MASN					
46	5/11	at LAA	4:07 PM	MASN2					
47	5/12	OFF DAY							
48	5/13	vs. MIN	6:35 PM	MASN2					
49	5/14	vs. MIN	6:35 PM	MASN2					
50	5/15	vs. MIN	12:35 PM	MASN2					
51	5/16	vs. WSH	7:05 PM	MASN					
52	5/17	vs. WSH	4:05 PM	MASN FS1^					
53	5/18	vs. WSH	1:35 PM	MASN					
54	5/19	at MIL	7:40 PM	MASN					
55	5/20	at MIL	7:40 PM	MASN2					
56	5/21	at MIL	1:10 PM	MASN2					
57	5/22	at BOS	6:45 PM	MASN					
58	5/23	at BOS	7:10 PM	MASN					
59	5/24	at BOS	4:10 PM	MASN FS1^					
60	5/25	at BOS	1:35 PM	MASN					
61	5/26	vs. STL	3:05 PM	MASN					
62	5/27	vs. STL	6:35 PM	MASN					
63	5/28	vs. STL	6:35 PM	MASN					
64	5/29	OFF DAY							
65	5/30	vs. CWS	7:05 PM	MASN					
66	5/31	vs. CWS	4:05 PM	MASN					
MAY TOTALS: 0-0			TEAM ERA: ---		TEAM AVG: ---				
67	6/1	vs. CWS	1:35 PM	MASN					
68	6/2	OFF DAY							
69	6/3	at SEA	9:40 PM	MASN2					
70	6/4	at SEA	9:40 PM	MASN2					
71	6/5	at SEA	3:40 PM	MASN2					
72	6/6	at ATH	10:05 PM	MASN2					
73	6/7	at ATH	10:05 PM	MASN					
74	6/8	at ATH	4:05 PM	MASN2					
75	6/9	OFF DAY							
76	6/10	vs. DET	6:35 PM	MASN2					
77	6/11	vs. DET	6:35 PM	MASN2					
78	6/12	vs. DET	6:35 PM	MASN2					
79	6/13	vs. LAA	7:05 PM	Apple TV+					
80	6/14	vs. LAA	4:05 PM	MASN					
81	6/15	vs. LAA	1:35 PM	MASN					
82	6/16	at TB	7:35 PM	MASN2					
83	6/17	at TB	7:35 PM	MASN2					
84	6/18	at TB	7:35 PM	MASN2					
85	6/19	at TB	7:35 PM	MASN2					
86	6/20	at NYY	7:05 PM	MASN					
87	6/21	at NYY	1:05 PM	MASN					
88	6/22	at NYY	11:35 AM	Roku					
89	6/23	vs. TEX	6:35 PM	MASN					
90	6/24	vs. TEX	6:35 PM	MASN					
91	6/25	vs. TEX	6:35 PM	MASN					
92	6/26	OFF DAY							
93	6/27	vs. TB	7:05 PM	Apple TV+					
94	6/28	vs. TB	4:05 PM	MASN					
95	6/29	vs. TB	1:35 PM	MASN					
96	6/30	at TEX	8:05 PM	MASN					
JUNE TOTALS: 0-0			TEAM ERA: ---		TEAM AVG: ---				
97	7/1	at TEX	8:05 PM	MASN					
98	7/2	at TEX	8:05 PM	MASN					
99	7/3	OFF DAY							
100	7/4	at ATL	7:15 PM	MASN					
101	7/5	at ATL	4:10 PM	MASN2					
102	7/6	at ATL	11:35 AM	Roku					
103	7/7	OFF DAY							
104	7/8	vs. NYM	6:35 PM	MASN					
105	7/9	vs. NYM	7:05 PM	MASN					
106	7/10	vs. NYM	1:05 PM	MASN					
107	7/11	vs. MIA	7:05 PM	MASN					
108	7/12	vs. MIA	4:05 PM	MASN					
109	7/13	vs. MIA	1:35 PM	MASN					

	DATE	OPP.	W-L	SCORE	WP/LP/SV	REC	POS	GA/GB	ATT.
	7/14	Home Run Derby (Truist Park - Atlanta, GA)							
	7/15	MLB All-Star Game (Truist Park - Atlanta, GA)							
	7/16-17 All-Star Break								
96	7/18	at TB	7:35 PM	MASN2					
97	7/19	at TB	7:05 PM	MASN2					
98	7/20	at TB	12:10 PM	MASN2					
99	7/21	at CLE	6:40 PM	MASN2					
100	7/22	at CLE	6:40 PM	MASN2					
101	7/23	at CLE	6:40 PM	MASN2					
102	7/24	at CLE	1:10 PM	MASN					
103	7/25	vs. COL	7:05 PM	MASN					
104	7/26	vs. COL	7:05 PM	MASN					
105	7/27	vs. COL	1:35 PM	MASN					
106	7/28	vs. TOR	6:35 PM	MASN					
107	7/29-1	vs. TOR	12:35 PM	MASN					
108	7/29-2	vs. TOR	6:35 PM	MASN					
109	7/30	vs. TOR	12:35 PM	MASN					
JULY TOTALS:		0-0	TEAM ERA: ---		TEAM AVG: ---				
110	8/1	at CHC	2:20 PM	MASN2					
111	8/2	at CHC	2:20 PM	MASN2 FS1*					
112	8/3	at CHC	2:20 PM	MASN2					
113	8/4	at PHI	6:45 PM	MASN					
114	8/5	at PHI	6:45 PM	MASN					
115	8/6	at PHI	12:35 PM	MASN					
	8/7	OFF DAY							
116	8/8	vs. ATH	7:05 PM	MASN					
117	8/9	vs. ATH	7:05 PM	MASN					
118	8/10	vs. ATH	1:35 PM	MASN					
	8/11	OFF DAY							
119	8/12	vs. SEA	6:35 PM	MASN					
120	8/13	vs. SEA	6:35 PM	MASN					
121	8/14	vs. SEA	1:05 PM	MASN2					
122	8/15	at HOU	8:10 PM	MASN2					
123	8/16	at HOU	7:10 PM	MASN2					
124	8/17	at HOU	2:10 PM	MASN					
125	8/18	at BOS	7:10 PM	MASN					
126	8/19	at BOS	7:10 PM	MASN					
	8/20	OFF DAY							
127	8/21	vs. HOU	7:15 PM	FOX					
128	8/22	vs. HOU	7:05 PM	MASN					
129	8/23	vs. HOU	7:05 PM	MASN					
130	8/24	vs. HOU	1:35 PM	MASN					
131	8/25	vs. BOS	6:35 PM	MASN					
132	8/26	vs. BOS	6:35 PM	MASN					
133	8/27	vs. BOS	6:35 PM	MASN					
134	8/28	vs. BOS	1:05 PM	MASN					
135	8/29	at SF	10:15 PM	MASN2					
136	8/30	at SF	7:15 PM	FOX					
137	8/31	at SF	4:05 PM	MASN2					
AUGUST TOTALS:		0-0	TEAM ERA: ---		TEAM AVG: ---				
138	9/1	at SD	6:40 PM	MASN2					
139	9/2	at SD	9:40 PM	MASN2					
140	9/3	at SD	4:10 PM	MASN2					
	9/4	OFF DAY							
141	9/5	vs. LAD	7:05 PM	MASN					
142	9/6	vs. LAD	7:05 PM	MASN					
143	9/7	vs. LAD	1:35 PM	MASN					
	9/8	OFF DAY							
144	9/9	vs. PIT	6:35 PM	MASN					
145	9/10	vs. PIT	6:35 PM	MASN					
146	9/11	vs. PIT	1:05 PM	MASN					
147	9/12	at TOR	7:07 PM	MASN2					
148	9/13	at TOR	3:07 PM	MASN2					
149	9/14	at TOR	1:37 PM	MASN2					
150	9/15	at CWS	7:40 PM	MASN2					
151	9/16	at CWS	7:40 PM	MASN2					
152	9/17	at CWS	2:10 PM	MASN2					
153	9/18	vs. NYY	7:15 PM	FOX					
154	9/19	vs. NYY	7:05 PM	MASN					
155	9/20	vs. NYY	7:05 PM	MASN					
156	9/21	vs. NYY	1:35 PM	MASN					
	9/22	OFF DAY							
157	9/23	vs. TB	6:35 PM	MASN2					
158	9/24	vs. TB	6:35 PM	MASN2 FS1*					
159	9/25	vs. TB	1:05 PM	MASN					
160	9/26	at NYY	7:05 PM	MASN					
161	9/27	at NYY	1:05 PM	MASN					
162	9/28	at NYY	3:05 PM	MASN					
SEPTEMBER TOTALS:		0-0	TEAM ERA: ---		TEAM AVG: ---				
*Indicates home sellout									
^Indicates out-of-market broadcast									
Pitchers in CAPS indicates complete game									
All times listed are Eastern									
MASN and MASN2 games can also be streamed locally via MASN+									
All games broadcast on the Orioles Radio Network and 98 Rock 97.9 FM/HD2 & WBAL NewsRadio 1090 AM/101.5 FM									









DELAYS & POSTPONEMENTS			
DATE	OPPONENT (Reason)	TIME (Delay)	RESULT
4/11	vs. TOR (rain)	Postponed	Rescheduled for DH on 7/29
TOTAL TIME OF DELAYS: 0:00 (21:58 in 2024)			
COLDEST GAME TIME TEMPERATURE: 45 degrees, April 5 at Kansas City (W, 8-1)			
WARMEST GAME TIME TEMPERATURE: 85 degrees, April 8 at Arizona (L, 4-3)			