

BALTIMORE ORIOLES (11-17) vs. NEW YORK YANKEES (17-12)

RHP Kyle Gibson (Season Debut) vs. LHP Carlos Rodón (3-3, 3.50)

Tuesday, April 29, 2025 • 6:35 p.m. ET • Oriole Park at Camden Yards • Baltimore, MD

TV: MASN • Radio: 98 Rock 97.9 FM/HD2 & WBAL NewsRadio 1090 AM/101.5 FM

Game No. 29

Home Game No. 13

O's AT A GLANCE	
Overall	11-17
Home	6-6
Road	5-11
Day	6-8
Night	5-9
Current Streak	W1
Last 5 Games	2-3
Last 10 Games	3-7
March	3-2
April	8-15
May	-
June	-
July	-
August	-
September	-
vs. LHSP	2-7
vs. RHSP	9-10
Series Opener	5-5
Series Opener at Home	3-2
Series Opener on Road	2-3
By Series	1-6-2
By Home Series	1-2-1
By Road Series	0-4-1
Rubber Games	1-4
Sweeps/Were Swept	0-1
Scored First	8-6
Opponent Scored First	3-11
1-run games	3-4
Comeback Wins	5-7
Last AB Wins	0-2
Walkoff Wins	-
Extra Innings	0-1
Led After 6	11-1
Led After 7	11-1
Led After 8	11-0
Tied After 6	-
Tied After 7	-
Tied After 8	0-1
Behind After 6	0-16
Behind After 7	0-16
Behind After 8	0-16
vs. AL Teams	8-11
vs. AL East	5-5
vs. AL Central	3-6
vs. AL West	-
vs. NL Teams	3-6
vs. NL East	1-2
vs. NL Central	1-2
vs. NL West	1-2
Hit 0 HR	3-10
Hit 1+ HR	8-7
Hit 2+ HR	6-3
Scored 3 or Fewer Runs	1-15
Scored 4 or More Runs	10-2
Allowed 3 or Fewer Runs	7-2
Allowed 4 or More Runs	4-15
More Hits than Opponent	5-3
Fewer Hits than Opponent	5-13
Committed No Errors	6-9
Committed 1 or More Errors	5-8
Starter Goes at least 5 inn	8-8
Starter Goes at least 6 inn	4-3
Starter Goes at least 7 inn	1-1

BIRDLAND BITES: The Orioles defeated the Yankees in yesterday's series opener, 4-3, snapping a three-game skid...The Birds have now won four of their last five games against the Yankees dating to July 14, 2024...The Birds began a six-game homestand last night with the Yankees (4/28-30) and Royals (5/2-4).

⚾ Baltimore struck out a season-high 15 batters, marking the sixth time this season they've struck out at least 10 batters in a game (last: 4/26 at DET [G1], 11 K).

⚾ **Tomoyuki Sugano** earned his third career win after tossing 5.0 scoreless innings, allowing five hits and one walk while striking out a career-high eight batters...The eight strikeouts were the second-most by an Orioles starter in a game this season...Had struck out nine batters across his previous five starts...Induced a career-high 17 swings and misses after having 15 swings and misses combined in his previous three starts (18.2 IP).

⚾ **Ryan O'Hearn** belted a three-run home run in the third inning, his fifth of the season, and tied a season high with three RBI.

⚾ **Ramón Laureano** notched his eighth career game with at least two doubles and his first since recording a career-high three doubles on June 21, 2024 at New York-AL (w/ ATL)...Of his eight such games, three have come against the Yankees (also 9/5/18 w/ OAK).

⚾ **Cedric Mullins** extended his on-base streak to 14 games and recorded his sixth multi-hit game of the season...He is now tied with **Gunnar Henderson** and **Ryan O'Hearn** for the most such games on the O's this season.

ROSTER MOVES: The O's recalled right-handed pitcher **Kyle Gibson** from High-A Aberdeen today and optioned right-hander **Kade Stroud** to Triple-A Norfolk after yesterday's game...Gibson will wear No. 48 and start tonight's game, which will be his season debut.

TOMO'S WORLD: Orioles starter **Tomoyuki Sugano** made his sixth start of the season last night vs. New York-AL.

⚾ He's the second Orioles rookie starter in franchise history (since 1954) to complete at least 33.0 innings and allow six or fewer walks through his first six career starts, joining **Josh Towers** in 2001 (42.1 IP, 4 BB).

⚾ Among AL starting pitchers who have made at least five starts, his 1.6 BB/9 is tied for fifth with the ATH's JP Sears, trailing TEX's Nathan Eovaldi (0.7), MIN's Joe Ryan (1.1), and HOU's Hayden Wesneski and DET's Tarik Skubal (both 1.3).

⚾ Among MLB rookie starting pitchers with at least five starts, he ranks among them in BB/9 (1st, 1.6), innings pitched (1st, 33.0), batters faced (1st, 135), WHIP (2nd, 1.15), bWAR (2nd, 0.9), walks allowed (T-2nd, 6), ERA (3rd, 3.00), and ERA+ (3rd, 122).

RISPY BUSINESS: Baltimore is batting .104 (7-for-67) with runners in scoring position over the last eight games since April 20...For the season, the Orioles are hitting .199 (39-for-196) with runners in scoring position, ranking third worst in the majors behind the Rockies (.188) and White Sox (.179)...Two seasons ago in 2023, the O's led MLB by batting .287 (379-for-1322) in those situations.

⚾ The Birds' 12 extra-base hits with runners in scoring position this season are tied for the third fewest in MLB with San Diego, behind Kansas City and Los Angeles-AL (11).

CED AND DONE: **Cedric Mullins** ranks among AL leaders in OPS (2nd, .983), on-base percentage (2nd, .432), walks (T-2nd, 20), slugging percentage (5th, .551), and RBI (T-5th, 20).

⚾ He is one of three MLB players leading their team in hits (26), homers (6), RBI (20), and walks (20), along with CHC's Kyle Tucker and NYY's Aaron Judge.

⚾ Mullins has hit two leadoff home runs this season (4/3 vs. BOS & 4/19 vs. CIN)...He had not hit one since September 26, 2022 entering this season...His 18 career leadoff home runs rank second in Orioles history behind **Brady Anderson** (44).

THE MAGIC NUMBER: The O's are 10-2 when scoring at least four runs this season, with nine of those victories featuring at least five runs...The Orioles are 1-15 when scoring three or fewer runs after being shut out on Sunday at Detroit...Baltimore is 1-25 when plating three or fewer runs in a game dating back to September 7, 2024.

⚾ Since 2024, Baltimore is 90-21 (.811) when scoring four or more runs, fourth best in the majors behind Cleveland (88-15, .854), San Diego (89-16, .848), and Houston (85-19, .817)...During that same time, the Birds are 12-67 (.152) when scoring three runs or fewer, tied for the second-worst mark in the majors with the Rockies, ahead of only the White Sox (13-112, .104).

'PEN PALS: The O's bullpen ERA has risen from 2.97 (25 ER/75.2 IP) to 4.74 (55 ER/104.1 IP) since April 20...Entering that game against Cincinnati, the bullpen ranked second in the AL and fifth in MLB in ERA, before falling to 14th in the AL and 25th in MLB entering today.

⚾ Three of five inherited runners have scored over Baltimore's last four games since Saturday...Baltimore relievers have allowed 23.3 percent of inherited runners to score, fifth best in the AL and sixth in MLB...Entering Saturday, the O's were third in MLB with an 18.4 inherited runners scored percent.

⚾ **Yennier Cano** has yet to allow an earned run across 9.0 innings, scattering seven hits and one walk while fanning eight.

⚾ **Bryan Baker** has allowed one run on eight hits and four walks with 12 strikeouts in 11 outings...He allowed his first inherited runner to score in game one of Saturday's doubleheader at Detroit and has stranded eight of the nine he's inherited this season.

TAKING ON THE YANKS: The Orioles and Yankees are meeting for the first of four series this week...The teams will play at Yankee Stadium from June 20-22, at Oriole Park from September 18-21, and again in the Bronx to end the regular season from September 26-28...Baltimore has won five of the last eight series dating back to 2023, while dropping two and splitting one.

⚾ With cumulative records of 275-211 (.566) from 2022-2024, the O's and Yankees tied for the best record in the AL East and for second best in the AL, behind the Houston Astros (284-201, .586), during that time.

O's vs. YANKEES			
Current Streak		W1	
2025 Record		1-0	
at Oriole Park at Camden Yards		1-0	
at Yankee Stadium		--	
All-Time <i>(since 1954)</i>		525-648	
at Home		274-312	
on Road		251-336	
2025 Schedule			
Date	Score	Win/Loss/Save	
4/28	W, 4-3	Sugano/Warren/Bautista	
4/29		6:35 p.m. ET	
4/30		6:35 p.m. ET	
6/20		7:05 p.m. ET	
6/21		1:05 p.m. ET	
6/22		11:35 a.m. ET	
9/18		7:15 p.m. ET	
9/19		7:05 p.m. ET	
9/20		7:05 p.m. ET	
9/21		1:35 p.m. ET	
9/26		7:05 p.m. ET	
9/27		1:05 p.m. ET	
9/28		3:05 p.m. ET	
Indicates Home			

O'S AT HOME	
Record	6-6
Team AVG/OBP/SLG	.237/.306/.458
Fielding Errors	5
Team ERA	6.03 (73 ER/109.0 IP)
Starters ERA	6.51 (41 ER/56.2 IP)
Bullpen ERA	5.50 (32 ER/52.1 IP)
Saves/Opps	3/4
Best Homestand	.500 (4-4), 4/12-20
Worst Homestand	.333 (1-2), 3/31-4/3

CEDRIC THE ENTERTAINER	
AL OPS Leaders	
1. Aaron Judge (NYY).....	1.199
2. Cedric Mullins (BAL)983
3. Jonathan Aranda (TB)968
AL OBP Leaders	
1. Aaron Judge (NYY).....	.496
2. Cedric Mullins (BAL)432
3. Zack McKinstry (DET)426
AL BB Leaders	
1. Rafael Devers (BOS).....	.23
2. Cedric Mullins (BAL)20
Randy Arozarena (SEA).....	.20

UPCOMING MILESTONES	
Dylan Carlson	7 R shy of 200
Gunnar Henderson	4 RBI shy of 200
Jorge Mateo	4 SB shy of 100
Cedric Mullins	2 RBI shy of 300
Adley Rutschman	2 XBH shy of 150

THIS DATE IN O'S HISTORY
April 29, 2024 - Gunnar Henderson leads off the game with a home run, making him the youngest player in MLB history to reach 10 homers before May 1. Grayson Rodriguez continues his dominance of the Yankees in the Orioles' 2-0 win at Camden Yards after completing 5.2 innings to run his scoreless streak to 12 career innings against New York-AL.

UPCOMING SCHEDULE					
DATE	OPPONENT	TIME	ORIOLES STARTER	OPPONENT STARTER	TV
April 30	vs. New York-AL	6:35 p.m. ET	LHP Cade Povich (1-2, 5.04)	RHP Carlos Carrasco (2-1, 5.26)	MASN
May 1	OFF DAY				
MASN and MASN2 games can also be streamed locally via MASN+ ...All games broadcast on the Orioles Radio Network and 98 Rock 97.9 FM/HD2 & WBAL NewsRadio 1090 AM/101.5 FM					

#48 KYLE GIBSON RHP



SEASON DEBUT

HT: 6-6 WT: 200
DOB: 10/23/87 Age: 37
Bats: R Throws: R

PITCH TYPE (2024)	USAGE	AVG. VELOCITY
Sinker.....	26.4%	90.7 mph
Cutter.....	21.1%	88.6 mph
Sweeper.....	20.6%	80.7 mph
Fastball.....	13.3%	91.4 mph
Changeup.....	9.9%	84.9 mph
Curveball.....	8.6%	78.3 mph

QUICK HITS: Set to make his first start of the season and his 34th career start as an Oriole...Signed a one-year contract with the Birds on March 22, 2025...Made three minor league appearances between Triple-A Norfolk (2 GS) and High-A Aberdeen (1 GS), going 1-1 with a 3.75 ERA (5 ER/12.0 IP) and 13 strikeouts against two walks... Made 33 starts with the O's in 2023, going 15-9 with a 4.73 ERA (101 ER/192.0 IP) on 198 hits (23 HR), 55 walks, and six hit batters with 157 strikeouts.

LAST TIME OUT: Made his lone appearance with Aberdeen at Ripken Stadium on April 20 and earned the win after tossing 5.0 innings, allowing two runs (one earned) on one hit and two walks with five strikeouts...Retired each of his six first batters before walking Chris Suero to open the third frame...Following a fielding error and ground ball force out, Gibon struck out each of his next three batters before Jesus Baez took him deep with one out in the fourth...Retired each of the last five batters he faced... Threw 78 pitches, 51 strikes.

YANKEE DOODLES: Has made 13 career starts against New York-AL, going 3-7 with a 5.48 ERA (43 ER/70.2 IP)...Has thrown at least. 5.0+ innings in 10 straight starts opposite the Yankees dating to July 26, 2015.
👉 In 68 career appearances (67 GS) against AL East opponents, Gibson is 28-22 with a 4.20 ERA (182 ER/390.1 IP).

SWEEPING AWAY: He utilized his sweeper 20.6 percent of the time in 2024 and limited the opposition to a .201 (34-for-169) clip on the offering, marking his lowest on any pitch...Gibson recorded 46.4 percent of his strikeouts (70-of-151) on the sweeper while producing a 41.3 percent whiff rate.
👉 In 2023, he held opponents to a .147 (20-for-136) average on the sweeper while recording 58 strikeouts and a 47.4 percent whiff rate.

WORK HORSE: Gibson was one of seven pitchers, along with current teammate Charlie Morton, to make at least 30 starts in each season from 2021-24, joining TOR's José Berrios, CHW's/SD's Dylan Cease, WSH's Patrick Corbin, TOR's/SF's Kevin Gausman, and PHI's Aaron Nola.
👉 Gibson's 33 starts were the most by an Oriole hurler since Gausman (34) in 2017.

MERRY-GO-ROUND: He has issued at least three walks in four straight starts since September 7, 2024, one start shy of his career-long five-game stretch from August 30-September 21, 2020.
👉 Gibson has permitted at least one walk in 33 of his last 35 starts since September 6, 2023, including multiple free passes in 26 of those starts.

2024 REVIEW: Gibson made 30 starts for the Cardinals last season, going 8-8 with a 4.24 ERA (80 ER/169.2 IP) on 161 hits (23 HR), 68 walks (1 IBB), and four hit batters with 151 strikeouts.
👉 Worked at least 5.0 innings in 24 starts, including 6.0+ in 17 outings.
👉 Posted a 20.9 percent strikeout rate, his highest since a career-best 22.7 percent mark in 2019.
👉 Signed with St. Louis as a free agent on November 21, 2023.

GIBBY THE GIVER: Gibson is a three-time Roberto Clemente Award nominee with Minnesota, Philadelphia, and Baltimore...He received his third nomination for the Roberto Clemente Award during the 2023 season with the Orioles...In August 2023, Gibson, along with Big League Impact and the Orioles, hosted a Swinging For Impact event at TopGolf Baltimore, raising more than \$36,000 for City of Refuge Baltimore, a nonprofit organization that helps individuals and families transition out of crisis.

2024 & CAREER SPLITS

2024							CAREER						
	W-L	ERA	G/S	IP	ER		W-L	ERA	G/S	IP	ER		
Home	2-5	4.76	15/15	81.1	43		54-58	4.59	162/160	913.1	466		
Road	6-3	3.77	15/15	88.1	37		58-50	4.44	168/164	952.1	470		
Day	4-3	3.60	13/13	75.0	30		40-45	4.54	128/124	704.0	355		
Night	4-5	4.75	17/17	94.2	50		72-63	4.50	202/200	1161.2	581		
	AVG	AB	H	HR	BB	K	AVG	AB	H	HR	BB	K	
vs. Left	.267	337	90	13	44	79	.279	3594	1001	105	356	666	
vs. Right	.234	304	71	10	24	72	.252	3595	907	121	301	844	
TOTALS	.251	641	161	23	68	151	.265	7189	1908	226	657	1510	

RUN SUPPORT (as starter in '24)	RUNS ALLOWED BY INNING IN 2025	MISCELLANEOUS 2025 STATS
0 Runs 6	1 st 18	WHIP1.35
1 Run 6	2 nd 19	K/98.01
2 Runs 4	3 rd 18	BB/93.61
3 Runs 3	4 th 3	QS 13
4 Runs 4	5 th 14	#P/IP16.3
5 Runs--	6 th 16	Opponents
6 Runs 6	7 th 3	AVG:251
7 Runs 1	8 th--	OBP:324
8 Runs--	9 th--	SLG:418
9 Runs--	Total 91	OPS:742
10+ Runs.....--		
Total 82		
RSA/9 4.35		

2024 HIGHS	CAREER HIGHS
Innings: 7.0, 5x, last: 8/31 at NYY	Innings: 9.0, 2x, last: 9/16/20 at HOU
Hits: 10, 7/13 (G2) vs. CHC	Hits: 12, 3x, last: 8/11/23 at SEA
Runs: 7, 3x, last: 8/26 vs. SD	Runs: 9, 8/11/23 at SEA
Earned Runs: 7, 2x, last: 8/26 vs. SD	Earned Runs: 9, 8/11/23 at SEA
Strikeouts: 9, 2x, last: 9/7 vs. SEA	Strikeouts: 11, 4x, last: 4/22/13 vs. DET
Walks: 5, 6/26 (G1) vs. ATL	Walks: 8, 7/24/21 at HOU
Home Runs: 4, 8/14 at CIN	Home Runs: 4, 2x, last: 8/14/224 at CIN
Winning Streak: 4, 4/24–6/14	Winning Streak: 7, 8/22/17–3/31/18
Losing Streak: 3, 7/27–8/26	Losing Streak: 6, 9/18/16–5/4/17
Shortest Start: 4.0 IP, 4x, last: 9/26 at COL	Shortest Start: 0.1 IP, 4/1/21 at KC
Pitches Thrown: 112, 9/7 vs. SEA	Pitches Thrown: 120, 7/26/18 at BOS
Low-Hit CG: --	Low-Hit CG: 4, 9/16/20 at HOU

GIBSON vs. NYY						RODÓN vs. BAL					
PLAYER	AVG	AB	H	HR	RBI	PLAYER	AVG	AB	H	HR	RBI
Bellinger	.133	15	2	2	4	Carlson	.200	5	1	0	—
Cabrera	.000	8	0	0	0	Handley	.—	—	—	—	—
Chisholm Jr.	.357	14	5	1	3	Henderson	.167	6	1	1	2
Dominguez	.—	—	—	—	—	Holliday	.—	—	—	—	—
Escara	.—	—	—	—	—	Kjerstad	.—	—	—	—	—
Goldschmidt	.286	7	2	0	0	Laureano	.500	4	2	0	1
Grisham	.200	15	3	0	0	Mateo	1.000	3	3	1	1
Judge	.100	10	1	0	0	Mountcastle	.600	5	3	1	2
Peraza	.—	—	—	—	—	Mullins	.—	—	—	—	—
Reyes	.—	—	—	—	—	O'Hearn	.—	2	0	0	0
Rice	.—	—	—	—	—	Rivera	.000	7	0	0	0
Volpe	.111	9	1	0	1	Rutschman	.200	5	1	0	0
Wells	.333	3	1	0	0	Uriás	.—	—	—	—	—

GIBSON'S 2025 MILB STARTS

DATE	OPP	SCORE	WHEN LEFT	DEC	IP	H	R	ER	BB	K	HR	PIT	STR
4/10	vs. GWN	1-6	0-1	L	3.1	3	1	1	0	4	0	47	33
4/15	at OMA	8-9	4-3	ND	3.2	6	3	3	0	4	0	63	45
4/20	vs. BRK	5-2	4-2	W	5.0	1	2	1	2	5	1	78	51
TOTALS					1-1	12.0	10	6	5	2	13	188	129 (68.6%)

TOMORROW'S STARTER: LHP CADE POVICH (1-2, 5.04)

LAST TIME OUT: Earned his first victory of the season on April 24 at Washington after tossing a season-high 6.2 innings, allowing one run on four hits and one walk while fanning five batters...Marked his longest start since September 3, 2024 vs. Chicago-AL (7.1 IP).

vs. NEW YORK: Has made two career starts opposite the Yankees, going 0-1 with a 3.60 ERA (4 ER/10.0 IP) on six hits (1 HR) and 10 walks with seven strikeouts...Last faced New York on July 12, 2024 at Camden Yards and suffered the loss, allowing three runs on five hits and five walks with six strikeouts over 5.1 innings.



PITCHER	LAST OUTING	DEC.	IP	H	R	ER	BB	K	RETIRED/1 ST BF	IR/SCORED	SV/OPP	INNINGS-HIGH	STRIKEOUTS-HIGH
Akin	4/28 vs. NYY	ND	1.1	0	0	0	0	3	8/13	3/0	--	2.0 (4/5 at KC)	3 (4/28 vs. NYY)
Baker	4/26 (G1) at DET	ND	0.1	2	0	0	1	1	8/11	9/1	--	1.2 (3/30 at TOR)	4 (3/30 at TOR)
Bautista	4/28 vs. NYY	SV	1.0	0	0	0	0	2	6/8	2/0	4/4	1.0 (8x, last: 4/28 vs. NYY)	3 (3/29 at TOR)
Bowman	4/27 at DET	ND	1.0	1	0	0	0	1	10/12	1/0	--	2.0 (4/3 vs. BOS)	2 (4/22 at WSH)
Cano	4/28 vs. NYY	ND	0.1	2	1	0	0	0	7/10	5/2	0/1	1.1 (4/13 vs. TOR)	2 (2x, last: 4/7 at AZ)
Dominguez	4/26 (G2) at DET	ND	1.1	2	3	3	1	1	7/10	8/0	--	1.1 (2x, last: 4/26 at DET (G2))	2 (4/4 at KC)
Pérez	4/27 at DET	ND	0.1	2	0	0	0	0	5/10	5/3	--	2.0 (2x, last: 4/20 vs. CIN) 3 (3x, last: 4/26 [G1] at DET)	
Soto	4/28 vs. NYY	HLD	1.1	3	2	2	0	2	7/12	5/0	--	1.2 (4/4 at KC)	3 (2x, last: 4/2 vs. BOS)
2025 TOTALS	4.74 ERA	3-3	104.1	111	59	55	54	102	64/97	43/10	4/5	2.2 (2x, last: Blewett, 4/18 vs. CIN)	4 (Baker, 3/30 at TOR)

45 • KEEGAN AKIN • LHP

WHIP: 1.21K/9: 9.00BB/9: 4.50

vs. ALL: .200 (10-for-50)vs. LHB: .261 (6-for-23)vs. RHB: .148 (4-for-27)

⚡

Threw 1.1 perfect innings with a season-high three strikeouts last night vs. NYY...Marked his most strikeouts since 9/17/24 vs. SF (also 3 K)

⚡

Opponents are 0-for-12 with six strikeouts against his changeup...The six punchouts are his most on any offering, ahead of his fastball (5 K)

⚡

Holding righties to a .148 (4-for-27) mark compared to .286 (6-for-23) against lefties this season...Two of the four hits to righties came on 4/13 vs. TOR

⚡

Made his first start of the season on 4/26 (G2) at DET, walking one batter and punching out one in 1.2 innings...Was his first start since 5/31/23 vs. CLE (1.0 IP, 2 H, ER, K)...His 31 pitches in the start matched a season high (also 4/5 at KC)

⚡

Allowed a home run to BOS' Triston Casas on 4/3, his first conceded to a left-handed hitter since 6/12/24 vs. ATL (Matt Olson)

⚡

In 2024, his 0.94 WHIP was the third best in MLB among left-handed pitchers (min. 50.0 IP) and the lowest by an Oriole left-hander since Zack Britton (0.84) in 2016 (min. 40 G)

43 • BRYAN BAKER • RHP

WHIP: 1.20K/9: 10.80BB/9: 3.60

vs. ALL: .235 (8-for-34)vs. LHB: .308 (4-for-13)vs. RHB: .190 (4-for-21)

⚡

Tossed 0.1 inning on 4/26 (G1) at DET, allowing two hits and a walk with one strikeout...Allowed an inherited runner to score, having stranded each of the previous eight to open the year.

⚡

Has issued at least one walk in consecutive outings for the first time since 7/4-12/24 (3 G)

⚡

Earned the win on 4/12 vs. TOR, his first since 6/20/24 at NYY

⚡

Opponents are 4-for-14 (.286) against his fastball compared to 2-for-9 (.222) off his slider and 2-for-11 (.182) vs. his changeup

⚡

Notched season highs in innings (1.2) and strikeouts (4) on 3/30 at TOR

74 • FÉLIX BAUTISTA • RHP

WHIP: 1.38K/9: 11.25BB/9: 6.75

vs. ALL: .172 (5-for-29)vs. LHB: .188 (3-for-16)vs. RHB: .154 (2-for-13)

⚡

Converted his fourth save of the year last night vs. NYY...Has not issued a walk in three straight appearances after allowing at least one free pass in four of five outings to open the season

⚡

Only one of his 19 batted balls have been barreled Bichette, 3/29 at TOR)

⚡

Owens a 63.2 percent ground ball rate, up 26.8 percent from 2023 (36.4%)

⚡

Recorded his first save of the year on 4/12 vs. TOR (1.0 IP, 2 BB, K)...Marked his first save since 8/24/23 vs. TOR, spanning 597 days

⚡

Opponents are 1-for-13 (.077) with eight strikeouts against hit split-finger

⚡

Made his season debut on 3/29 at TOR, completing a scoreless ninth inning on one hit and one walk with three strikeouts...Marked his first major league game since 8/25/23 vs. COL (582 days)

⚡

His 52 career saves are the second most by an O's reliever through his first 129 career appearances, behind Gregg Olson (58)

⚡

Missed the 2024 season recovering from right elbow ulnar collateral ligament reconstruction (Tommy John), performed on 10/9/23...Underwent a right elbow debridement and an ulnar nerve transposition on 2/10/24

51 • MATT BOWMAN • RHP

WHIP: 1.10K/9: 4.61BB/9: 1.32

vs. ALL: .236 (13-for-55)vs. LHB: .154 (4-for-26)vs. RHB: .310 (9-for-29)

⚡

Allowed one hit with one strikeout in 1.0 inning on 4/27 at DET...Has made back-to-back scoreless appearances after allowing a run in consecutive outings from 4/19-22

⚡

Min. 55 batters faced, his 3.5 percent walk rate ranks second among AL relievers behind DET's Brenan Haniffee (3.3%) and fifth lowest among akk MLB relievers

⚡

Has limited opponents to a .185 (5-for-27) clip on his sinker, his most utilized pitch (44.2%)...Four of his seven strikeouts have come on the offering

⚡

Posted a career-long 13-game streak without allowing a walk from 9/17/24-4/15/25

⚡

Made his season debut on 3/30 at TOR after having his contract selected from Triple-A Norfolk earlier that day

⚡

Appeared in one game with Triple-A Norfolk on 3/28 vs. Durham, completing 1.2 innings and allowing one run on one hit with three strikeouts

⚡

Had his contract selected on 3/23 and accepted an outright assignment to Norfolk on 3/27

78 • YENNIER CANO • RHP

WHIP: 0.89K/9: 8.00BB/9: 1.00

vs. ALL: .226 (7-for-31)vs. LHB: .333 (5-for-15)vs. RHB: .125 (2-for-16)

⚡

Allowed an unearned run on two hits across 0.1 innings last night vs. NYY

⚡

Has not allowed an earned run in 11 straight outings since 9/28/24, tied for the third-longest streak of his career

⚡

None of his 23 batted balls this season have been barreled...His 26.1 percent hard-hit rate is down 17.3 percent from last season (43.4%)

⚡

Suffered his first blown save of the year on 4/13 vs. TOR, allowing an inherited runner to score in the eighth inning

⚡

His 0.4 bWAR is tied with Bryan Baker for the highest among Oriole relievers

⚡

Seven of his eight strikeouts have come via his changeup

56 • SERANTHONY DOMÍNGUEZ • RHP

WHIP: 1.14K/9: 10.24BB/9: 6.52

vs. ALL: .133 (4-for-30)vs. LHB: .200 (2-for-10)vs. RHB: .100 (2-for-20)

⚡

Spun a season-high-tying 1.1 innings on 4/26 (G2) at DET, allowing three runs on two hits and one walk with one strikeout...Snapped a streak of 10 consecutive appearances without allowing a run dating back to 9/29/24, his longest such stretch since 5/15-6/16/24 (11 G)...Marked his first outing with three runs surrendered since 7/14/24 vs. OAK with PHI (4 R)

⚡

Has a strikeout in nine straight appearances, tied for the third-longest run of his career (also 4/25-5/16/19)

⚡

Allowed a hit on 4/19 vs. CIN, snapping a career-high-tying streak of seven consecutive hitless outings from 3/29-4/17/25

⚡

Tossed a season-high 1.1 innings with one strikeout to earn his second hold on 4/13 vs. TOR...Stranded the tying and go-ahead run in the sixth inning, striking out Bo Bichette to end the frame...Pitched a 1-2-3 seventh

⚡

None of his 19 batted balls this season have been barreled

58 • CIONEL PÉREZ • LHP

WHIP: 2.50K/9: 9.00BB/9: 7.50

vs. ALL: .400 (20-for-50)vs. LHB: .313 (5-for-16)vs. RHB: .441 (15-for-34)

⚡

Was not charged with a run after allowing two hits in 0.1 innings on 4/27 at DET...Allowed an inherited runner to score

⚡

His 2.50 WHIP is the highest among all AL relievers and sixth highest in MLB...His .400 (20-for-50) opp. average is tied with CLE's Emmanuel Clase (20-for-50) and WSH's Eduardo Salazar (22-for-55) for the highest among all MLB pitchers (min. 50 BF)

⚡

Has allowed a run in seven of 10 appearances this season...His 14 total runs allowed are the most by an O's reliever through his first 10 outings of the year since Miguel Castro in 2019 (14 R, 3/30-4/22)

⚡

Notched his fourth career perfect outing of 2.0+ innings on 4/18 vs. CIN (last: 7/29/23 vs. NYY, 2.0 IP)

⚡

Gave up his second home run of the year on 4/26 (G1) at DET...His home run allowed to Tyler Heineman on 3/30 at TOR snapped a streak of 104 consecutive games without allowing a home run since 6/3/23, the longest such streak in Orioles history and the longest in MLB since KC's Wade Davis (123 G, 9/4/13-7/28/15)...His streak of 87.2 straight homerless innings was the second longest in team history behind only Gregg Olson (114.2 IP) from 4/18/89-6/20/90

⚡

His five runs surrendered on 4/4 at KC were his most with the Orioles and second most in his career (7, 6/16/19 vs. TOR w/HOU)

⚡

Opponents are 5-for-6 (.833) against his sinker

65 • GREGORY SOTO • LHP

WHIP: 1.55K/9: 9.82BB/9: 4.09

vs. ALL: .279 (12-for-43)vs. LHB: .235 (4-for-17)vs. RHB: .308 (8-for-26)

⚡

Allowed two runs on a season-high-tying three hits (also 4/13 vs. TOR) with two strikeouts across 1.1 innings last night vs. NYY...Stranded a runner in the seventh

⚡

Opponents are 9-for-22 (.409) off him in his last six outings after going 3-for-21 (.143) in his first six appearances of the season

⚡

Has not surrendered a home run in 18 straight appearances (15.0 IP) since 9/18/24

⚡

None of his 33 batted balls this season have been barreled

⚡

Has increased his first pitch strike percentage to 68.6 from 59.1 in 2024 (+9.5%)

⚡

Surrendered three runs on three hits in 0.2 inning on 4/13 vs. TOR....Snapped a six-game scoreless streak to begin the year and a 12-gamer since 9/18/24, which was tied for the longest stretch of his career (also 9/25/19–8/16/20)

⚡

Owens a career-high 54.5 percent groundball rate, surpassing his previous high of 53.7 percent in 2020

15 • DYLAN CARLSON • OF (S)	.000 • 0 HR • 1 RBI
Current Streak: 0-9 (since 3/31)	2025 High: --
Last Game: 0-0 (Def. in 9 th)	Homestand: 1 G, 0-0
⚡ Recalled from Triple-A Norfolk prior to Saturday's doubleheader at DET...Marks his second stint with the O's this season	
⚡ Made his Orioles debut on 3/31 vs. BOS as a pinch-hitter in the sixth inning after being recalled from Triple-A earlier that day...Was optioned on 4/4	
⚡ Slashing .286/.418/.381 (18-for-63) with three doubles, one homer, 11 RBI, and 15 walks through 18 games with the Tides	
⚡ Opened the 2024 season with the St. Louis Cardinals before being acquired by the Tampa Bay Rays in exchange for RHP Shawn Armstrong on 7/30	
⚡ Slashed .209/.287/.277 (49-for-235) with seven doubles, three home runs, 19 runs scored, 25 RBI, 22 walks, five hit-by-pitches, and two stolen bases in 96 games between the Cardinals (59 G) and Rays (37 G)	
98 • MAVERICK HANDLEY • C (R)	MLB DEBUT
Current Streak: --	2025 High: --
4/27 vs. MEM: 1-3, 2B, R, BB, K, SB (w/ NOR)	Homestand: --
⚡ Had his contract selected from Triple-A Norfolk prior to yesterday's game...Will be making his MLB debut with his first appearance	
⚡ Would become the first position player to make their MLB debut with the O's this season	
⚡ Batting .346/.433/.558 (18-for-52) with six doubles, one triple, one home run, 11 runs scored, five RBI, eight walks, and two stolen bases in 15 games with the Tides... At the time of his promotion, his average ranks sixth while his slugging and OPS are both 10 th in the International League (min. 50 AB)...Tied for the Norfolk lead with six doubles	
⚡ Delivered the walk-off single in the 10 th inning on 4/8 vs. Gwinnett	
2 • GUNNAR HENDERSON • INF (L)	.224 • 2 HR • 4 RBI
Current Streak: 4 G (5-16; since 4/26)	2025 High: 4 G (current streak)
Last Game: 1-3, 2B, R, BB, K	Homestand: 1 G, 1-3, 2B, R, BB, K
⚡ Has hit safely in four straight games (.313 AVG) since 4/26 and reached base in six straight (.308 OBP) since 4/23	
⚡ Tied for the team lead with six multi-hit games despite missing the first seven games	
⚡ Reached base safely four times (2 H, 2 BB) on 4/19 vs. CIN for the first time since 8/4/24 at CLE (also 4)	
⚡ Min. 75 PA, his 95.7 mph average exit velocity is tied for second in the majors with BOS' Rafael Devers behind PIT's Oneil Cruz (96.4)...34 of his 59 batted balls have been hard hit (95+ mph), tops on the O's	
⚡ His nine career doubles against NYY are his most against one opponent	
⚡ Is 5-for-15 (.333) with two doubles and one homer on offspeed pitches...Owns a .255 batting average and .383 slugging percentage against fastballs, but has a .336 xBA and .440 xSLG vs. the pitch	
⚡ Made his season debut on 4/4 at KC after being placed on the 10-day IL with a right intercostal strain on 3/27, retroactive to 3/24...Was injured in spring on 2/27 vs. TOR	
7 • JACKSON HOLLIDAY • INF (L)	.237 • 2 HR • 8 RBI
Current Streak: 1 G (1-3; since 4/28)	2025 High: 3 G (2x, last: 4/23-4/26 [G2])
Last Game: 1-3, R	Homestand: 1 G, 1-3, R
⚡ Has hit safely in four of his last five games with an at bat...Had a season-high-tying three-game hitting streak from 4/23-26 [G2]	
⚡ Slashing .391/.548/.783 (9-for-23) with one double, one triple, and two homers when ahead in the count compared to .200/.200/.200 (5-for-25) with no extra-base hits when behind in the count	
⚡ Reached base safely three times (2 1B, BB) on 4/23 at WSH for the second time this season, joining 4/5 at KC (2 1B, 3B)...Tallied his fourth multi-hit effort of the year... Had six games of 2+ hits in 60 games in 2024	
⚡ Hit his second career grand slam on 4/16 vs. CLE (also 7/31/24 vs. TOR), snapping an 0-for-17 skid...Marked the first O's grand slam of the year...At 21 years, 133 days old, became the youngest player in Orioles/Browns franchise history at the time of his second career grand slam, surpassing Cal Ripken, Jr. (22y, 323d), per @SlangzOnSports	
⚡ Ranks in the top nine percent of MLB in chase rate (19.2%)	
⚡ His 28.6 ft./sec. sprint speed ranks second among all AL second basemen, trailing only LAA's Kyren Paris (29.0 ft./sec.)	
13 • HESTON KJERSTAD • OF (L)	.186 • 3 HR • 12 RBI
Current Streak: 0-for-last-19 (since 4/23)	2025 High: 4 G (3/31-4/5)
Last Game: 0-4, K	Homestand: 1 G, 0-4, K
⚡ Is 1-for-24 with one hit-by-pitch and 11 strikeouts in seven games since being hit in the right elbow by Hunter Greene on 4/19 vs. CIN...Left that game with right elbow discomfort	
⚡ Launched a 407-foot, two-run homer in the eighth inning on 4/18 vs. CIN, his third of the season...Marked the second time homering in back-to-back games in his career (also 6/27-29/24, 2 G)...Had multiple RBI in three straight games for the first time in his career from 4/16-18	
⚡ Tallied his first career outfield assist on 3/27 at TOR	
12 • RAMÓN LAUREANO • OF (R)	.220 • 3 HR • 6 RBI
Current Streak: 2 G (3-7; since 4/27)	2025 High: 3 G (4/19-24)
Last Game: 2-3, 2 2B, RBI, K, SB	Homestand: 1 G, 2-3, 2 2B, RBI, K, SB
⚡ Doubled twice last night, including driving in the first run in the third inning... Marked his eighth career game with 2+ doubles...Three of those games have now come against NYY (also 9/5/18 & 6/21/24)	
⚡ His three outfield assists are tied for fourth in MLB...Since 2018, his 52 outfield assists are tied for third in MLB...Baltimore has nine outfield assists this season, second in MLB behind Cleveland (10)	
⚡ After entering as a defensive replacement (Kjerstad HBP) in the third inning on 4/19 vs. CIN, became the fifth player in Orioles history to hit two home runs off the bench (last: Mancini, 6/7/17 vs. PIT)...Was the first MLB reserve to record a multi-homer game since STL's Richie Palacios (9/12/23 at BAL)...Marked his fifth career multi-homer game (last: 6/30/22 at SEA w/ OAK)	
⚡ Hit his first home run as an Oriole on 4/16 vs. CLE...Eight of his last nine homers since 8/17/24, have been off right-handed pitchers	
⚡ His four defensive runs saved this season are tied for sixth among MLB outfielders, per <i>Sports Info Solutions</i> ...Three of those have come in left field, tied for third in MLB	
3 • JORGE MATEO • INF/OF (R)	.136 • 0 HR • 0 RBI
Current Streak: 1 G (2-3; since 4/27)	2025 High: 1 G (2x, last: current streak)
4/27 at DET: 2-3, K, 2 SB	Road Trip: 3 G, 2-5, 2 K, 2 SB
⚡ Recorded his first multi-hit game of the year on Sunday at DET...Entered the day 1-for-19 to begin the year...Also swiped two bases, his second multi-steal effort of the year and 15 th of his career...His five stolen bases are tied for the team lead (Mullins)...His 85 stolen bases since 2022 rank sixth in the AL	
⚡ Doubled in the fifth inning on 4/15 vs. CLE, his first hit of the year...Snapped an 0-for-17 hitless streak dating back to 7/23/24	
⚡ Swiped second and third base after entering as a pinch runner in the eighth on 4/8 at AZ...Marked the first time an Oriole has done so since Cedric Mullins on 5/23/24 at CWS and the seventh time Mateo has done so in his career (last: 4/22/24 at LAA)	

6 • RYAN MOUNTCASTLE • INF (R)	.198 • 1 HR • 5 RBI
Current Streak: 0-15 (since 4/24)	2025 High: 4 G (3/30-4/3)
Last Game: 0-4, 3 K	Homestand: 1 G, 0-4, 3 K
⚡ Is slashing .293/.326/.439 (12-for-41) with three doubles and one homer in 13 day games compared to .111/.184/.133 (5-for-45) with one double in 14 night games	
⚡ His 34 RBI against NYY are his second most against one opponent (53, TOR)	
⚡ Has three home runs in his last 94 games (81 GS) since 6/8/24...Homered in the second inning on 4/13 vs. TOR, snapping a career-long 41-game home run drought since 7/29/24 (G1) vs. TOR	
⚡ Entered the game on 4/23 at WSH as a pinch hitter in the seventh inning and reached base safely twice (1B, HBP)	
⚡ Ranks in the top six percent of MLB in bat speed (75.8 mph)	
⚡ His single on 3/30 at TOR off Chris Bassitt was 116.7 mph...Marked the fifth hardest by an Oriole in the <i>Statcast</i> era (since 2015) and the hardest since Mark Trumbo on 4/28/17 at NYY (118.5)	
31 • CEDRIC MULLINS • OF (L)	.292 • 6 HR • 20 RBI
Current Streak: 2 G (3-7; since 4/26 [G2])	2025 High: 6 G (4/18-24)
Last Game: 2-3, BB	Homestand: 1 G, 2-3, BB
⚡ Has reached safely in 14 straight games (.459 OBP) since 4/12...Had his season-long six-game hitting streak snapped in game one on Saturday at DET	
⚡ Tied for second in the AL with 1.5 fWAR with KC's Bobby Witt Jr. trailing NYY's Aaron Judge (2.7)	
⚡ Has reached base safely at least three times in eight games this year, tied for second most in the AL with BOS' Alex Bregman and NYY's Paul Goldschmidt, behind NYY's Aaron Judge (11)	
⚡ His five multi-walk efforts are tied for the most in the AL with BOS' Rafael Devers and DET's Zach McKinstry...His 18.0 percent walk rate ranks in the top three percent of MLB...Has never had a walk rate above 9.5 percent (2023) in his career	
⚡ Hit his second leadoff homer of the season on 4/19 vs. CIN...Is one of 12 players in MLB with at least two leadoff homers this season...Ranks second in franchise history with 18 leadoff homers behind Brady Anderson (44)	
32 • RYAN O'HEARN • INF/OF (L)	.300 • 5 HR • 11 RBI
Current Streak: 1 G (1-4; since 4/28)	2025 High: 5 G (4/13-19)
Last Game: 1-4, HR, R, 3 RBI, K	Homestand: 1 G, 1-4, HR, R, 3 RBI, K
⚡ Launched his fifth homer of the year last night...Tied a season high with three RBI (4/17 vs. CLE)...Nine of his 11 RBI this season have come via home run	
⚡ His 28 RBI against NYY are the second most against one opponent (30, CWS)	
⚡ Tallied a three-hit effort in game one on Saturday at DET, his first since 6/30/24 vs. TEX	
⚡ Has reached base safely in 14 of 16 games since 4/4...Had a 10-game on-base streak from 4/4-19, tied for the second longest of his career (also 9/3-14/18), trailing a 15-gamer (6/15-7/3/24)	
⚡ Went 22 straight plate appearances without a strikeout from 4/4-13	
⚡ Has increased his hard-hit rate to 53.3 percent from 40.1 in 2024 (+13.2%)	
⚡ Ranks among MLB leaders in xBA (96 th percentile, .320) and strikeout rate (92 nd , 12.8%)	
⚡ His seven pinch-hit knocks last season were the most by an Oriole since 2014 (10, Delmon Young) and ranked fourth in the AL...His 28 pinch-hit hits since 2019 are fourth most among MLB hitters behind CWS' Austin Slater (40), SEA's Donovan Solano (35), and SF's Wilmer Flores (31)	
26 • EMMANUEL RIVERA • INF (R)	SEASON DEBUT
Current Streak: --	2025 High: --
4/27 vs. MEM: 3-3, R, 2 RBI, BB (w/ NOR)	Homestand: --
⚡ Had his contract selected from Triple-A Norfolk prior to yesterday's game...His first appearance will be his season debut	
⚡ Slashing .308/.370/.338 (20-for-65) with two doubles, five runs scored, 13 RBI, six walks, one hit-by-pitch, and one stolen base in 17 games with the Tides	
⚡ Opened the year on the Norfolk 7-day Injured List...Reinstated on 4/4 and made his season debut that day at Charlotte	
⚡ Dealt with a shoulder injury in Spring Training and did not appear in a game after 3/13...Reassigned to minor league camp on 3/24	
⚡ Avoided arbitration by agreeing to terms on a one-year contract on 11/23/24... Designated for assignment on 1/31 and outrighted to Norfolk on 2/7...Invited to Spring Training as a non-roster player on 2/10	
⚡ Claimed off waivers from the Miami Marlins on 8/21/24 and appeared in 27 regular games for the Orioles...Made a pinch hit appearance in Game 1 of the ALWCS	
35 • ADLEY RUTSCHMAN • C (S)	.213 • 4 HR • 8 RBI
Current Streak: 2 G (2-6; since 4/26 [G2])	2025 High: 8 G (4/3-13)
Last Game: 1-3, R, BB	Homestand: 1 G, 1-3, R, BB
⚡ Has reached base safely in nine of his last 10 games since 4/17	
⚡ Notched his third multi-hit game of the year on 4/23 at WSH...Reached base safely three times for the second time this season (also 3 H, 3/27 at TOR)	
⚡ Smacked his fourth home run of the year in the eighth inning on 4/20 vs. CIN... Snapped an 0-for-20 skid with a third-inning single	
⚡ Ranks in the 98 th percentile in squared-up rate (38.7%), while ranking in the 96 th in chase rate (17.9%), and the 94 th in whiff rate (14.3%)	
⚡ Owns a career-highs in average exit velocity (89.7 mph) and barrel rate (10.5%)	
⚡ His sixth-inning homer on 4/12 vs. TOR marked the seventh game-tying or go-ahead home run in the sixth inning or later run of his career	
⚡ Reached safely in his first 14 games to begin the year...His season-long eight-game hitting streak was also snapped	
⚡ Since his MLB debut on 5/21/22, is second among all MLB primary catchers with 427 hits and 89 doubles, both behind MIL's William Contreras (434 H, 91 2B)	
29 • RAMÓN URÍAS • INF (R)	.297 • 1 HR • 8 RBI
Current Streak: 0-for-last-6; since 4/27	2025 High: 6 G (3/29-4/5)
Last Game: 0-4, 2 K	Homestand: 1 G, 0-4, 2 K
⚡ Launched his first homer of the season in game one on Saturday at DET...Marked his second three-hit game of the season, joining 3/29 at TOR	
⚡ Has reached base safely in 17 of 20 games to open the season	
⚡ Owns career bests in walk rate (10.8%) and strikeout rate (17.6%)...His previous highs were set in 2024 (9.5 BB%, 18.3 K%)	
⚡ Singled as a pinch hitter on 4/12 vs. TOR, his first pinch hit of the season...Is batting .419 (13-for-31) as a pinch hitter in his career, the best average among active players (min. 30 AB)	
⚡ On 3/29 at TOR, recorded his first 3+ RBI game since 8/25/24 vs. HOU (3 RBI) and first 3+ hit game since 8/16/24 vs. BOS (3 H)	



ADDITIONAL HITTER INFO																		
			MULTI-HIT GAMES					MULTI-RBI GAMES						LAST HR (DATE/PITCHER)		MULTI-HR GAMES		
	vs. LHP	vs. RHP	2	3	4	5	TOTAL	2	3	4	5	6+	TOTAL		2025	CAREER	LAST (HRS)	
Dylan Carlson	.000	.000	-	-	-	-	-	-	-	-	-	-	-	8/16/24 vs. ARI (Nelson)	-	3	6/20/23 at WSH (2)	
Maverick Handley	----	----	-	-	-	-	-	-	-	-	-	-	-	-	-	-	-	
Gunnar Henderson	.114	.300	5	1	-	-	6	1	-	-	-	-	1	4/19/25 vs. CIN (Greene)	-	2	6/21/24 at HOU (2)	
Jackson Holliday	.125	.267	3	1	-	-	4	1	-	1	-	-	2	4/16/25 vs. CLE (Williams)	-	-	-	
Heston Kjerstad	.118	.208	2	-	-	-	2	4	-	-	-	-	4	4/18/25 vs. CIN (Barlow)	-	-	-	
Ramón Laureano	.143	.300	2	-	-	-	2	-	1	-	-	-	1	4/19/25 vs. CIN (Spiers)	1	5	4/19/25 vs. CIN (2)	
Jorge Mateo	.188	.000	1	-	-	-	1	-	-	-	-	-	-	6/21/24 at HOU (N. Hernandez)	-	1	8/2/22 at TEX (2)	
Ryan Mountcastle	.179	.207	4	-	-	-	4	1	-	-	-	-	1	7/29/24 (G1) vs. TOR (Swanson)	-	10	6/4/24 at TOR (2)	
Cedric Mullins	.391	.258	5	1	-	-	6	2	-	1	1	-	4	4/19/25 vs. CIN (Greene)	1	6	3/27/25 at TOR (2)	
Ryan O'Hearn	.167	.328	5	1	-	-	6	-	2	-	-	-	2	4/28/25 (G1) vs. NYY (Warren)	-	2	8/25/19 at CLE (2)	
Emmanuel Rivera	----	----	-	-	-	-	-	-	-	-	-	-	-	9/28/24 at MIN (Varland)	-	2	9/28/24 at MIN (2)	
Adley Rutschman	.188	.226	2	1	-	-	3	-	1	-	-	-	1	4/20/25 vs. CIN (Wynne)	1	3	3/27/25 at TOR (2)	
Ramón Urías	.400	.265	3	2	-	-	5	-	1	-	-	-	1	4/26/25 (G1) at DET (Holton)	-	1	7/15/22 at TB (2)	

O's HITTERS															2025 vs. NEW YORK YANKEES															CAREER vs. NEW YORK YANKEES														
PLAYER	G	AB	R	H	2B	3B	HR	RBI	BB	IBB	SO	AVG	OBP	SLG		G	AB	R	H	2B	3B	HR	RBI	BB	IBB	SO	AVG	OBP	SLG															
Dylan Carlson	1	0	0	0	0	0	0	0	0	0	0	-	-	-		7	18	3	3	1	0	0	1	1	0	4	.167	.211	.222															
Maverick Handley																																												
Gunnar Henderson	1	3	1	1	1	0	0	0	1	0	1	.333	.500	.667		30	120	22	32	9	0	5	18	11	0	34	.267	.338	.467															
Jackson Holliday	1	3	1	1	0	0	0	0	0	0	0	.333	.333	.333		2	4	1	2	0	0	0	0	0	0	0	.500	.500	.500															
Heston Kjerstad	1	4	0	0	0	0	0	0	0	0	1	.000	.000	.000		5	14	1	2	0	0	0	1	0	0	2	.143	.250	.143															
Ramón Laureano	1	3	0	2	2	0	0	1	0	0	1	.667	.667	1.333		17	54	5	14	9	0	0	4	3	0	19	.259	.310	.426															
Jorge Mateo																33	110	11	27	3	0	2	10	7	0	32	.245	.292	.327															
Ryan Mountcastle	1	4	0	0	0	0	0	0	0	0	3	.000	.000	.000		61	226	23	53	11	0	7	34	15	0	76	.235	.276	.376															
Cedric Mullins	1	3	0	2	0	0	0	0	1	0	0	.667	.750	.667		79	292	43	70	11	0	9	26	24	1	60	.240	.301	.370															
Ryan O'Hearn	1	4	1	1	0	0	1	3	0	0	1	.250	.250	1.000		32	106	12	30	7	1	6	28	9	0	19	.283	.336	.538															
Emmanuel Rivera																12	27	1	4	1	0	0	1	1	0	8	.148	.172	.185															
Adley Rutschman	1	3	1	1	0	0	0	0	1	0	0	.333	.500	.333		35	134	21	42	9	0	1	7	23	0	29	.313	.418	.403															
Ramón Urías	1	4	0	0	0	0	0	0	0	0	2	.000	.000	.000		51	171	19	42	8	1	6	17	15	0	53	.246	.306	.409															

O's PITCHERS																CAREER vs. NEW YORK YANKEES															
2025 vs. NEW YORK YANKEES																															
PLAYER	W	L	SV	G	GS	INN	H	R	ER	HR	BB	K	ERA	AVG		W	L	SV	G	GS	INN	H	R	ER	HR	BB	K	ERA	AVG		
Keegan Akin	0	0	0	1	0	1.1	0	0	0	0	0	3	0.00	.000		1	1	1	18	3	36.0	24	14	14	2	16	35	3.50	.186		
Bryan Baker																1	2	0	16	0	17.1	16	9	6	1	7	25	3.12	.250		
Félix Bautista	0	0	1	1	0	1.0	0	0	0	0	0	2	0.00	.000		2	0	4	15	0	14.1	7	5	5	4	8	25	3.14	.143		
Matt Bowman																0	0	0	4	0	3.2	6	5	5	2	1	3	12.27	.353		
Yennier Cano	0	0	0	1	0	0.1	2	1	0	0	0	0	0.00	.667		0	1	1	14	0	13.1	16	8	7	2	8	10	4.73	.302		
Seranthony Domínguez																0	0	2	4	0	4.2	2	0	0	0	1	4	0.00	.125		
Kyle Gibson																3	7	0	13	13	70.2	67	48	43	6	33	49	5.48	.256		
Dean Kremer																4	3	0	12	12	61.1	57	31	30	13	25	65	4.40	.247		
Charlie Morton																5	4	0	14	14	74.1	56	34	32	11	32	99	3.87	.205		
Cionel Pérez																2	0	0	13	0	9.2	12	7	7	0	5	10	6.52	.300		
Cade Povich																0	1	0	2	2	10.0	6	4	4	1	10	7	3.60	.182		
Gregory Soto	0	0	0	1	0	1.1	3	2	2	0	0	2	13.50	.429		0	1	1	10	0	10.1	12	9	8	3	6	17	6.97	.293		
Tomoyuki Sugano	1	0	0	1	1	5.0	5	0	0	0	1	8	0.00	.250		1	0	0	1	1	5.0	5	0	0	0	1	8	0.00	.250		

RECENT TRANSACTIONS	
DATE	TRANSACTION
4/29	Recalled RHP Kyle Gibson from High-A Aberdeen.
4/28	Recalled RHP Kade Strowd from Triple-A Norfolk...Selected the contracts of C Maverick Handley and INF Emmanuel Rivera from Triple-A Norfolk...Placed C Gary Sánchez (right wrist inflammation) and INF Jordan Westburg (left hamstring strain) on the 10-day Injured List...Transferred OF Colton Cowser (left thumb fracture) and RHP Grayson Rodriguez (right lat strain) to the 60-day Injured List...Claimed LHP Walter Pennington off waivers from the Texas Rangers and optioned him to Triple-A Norfolk...Optioned RHP Kade Strowd ¹ to Triple-A Norfolk (postgame).
4/27	Optioned LHP Grant Wolfram ¹ to Triple-A Norfolk (postgame)... RHP Chayce McDermott (right lat strain) began a rehab assignment with Double-A Chesapeake.
4/26	Recalled OF Dylan Carlson from Triple-A Norfolk...Placed OF Tyler O'Neill (neck inflammation) on the 10-day Injured List, retroactive to 4/24...Recalled LHP Grant Wolfram from Triple-A Norfolk (between DH games)...Added RHP Colin Selby as the 27 th man from Triple-A Norfolk (between DH games)...Optioned RHP Brandon Young to Triple-A Norfolk (between DH games)...Returned RHP Colin Selby to Triple-A Norfolk (postgame).
4/23	LHP Trevor Rogers (right knee subluxation) began a rehab assignment with Double-A Chesapeake.
4/22	Recalled RHP Brandon Young from Triple-A Norfolk...Placed RHP Cody Poteet (right shoulder inflammation) on the 15-day Injured List, retroactive to 4/21.
4/20	Traded RHP Scott Blewett for cash considerations...Recalled RHP Cody Poteet from Triple-A Norfolk...Optioned RHP Brandon Young ² to Triple-A Norfolk.
4/19	Recalled RHP Brandon Young from High-A Aberdeen...Designated RHP Scott Blewett for assignment.
4/15	Activated RHP Scott Blewett ...Optioned RHP Colin Selby ¹ to Triple-A Norfolk...Released LHP Luis González .
4/14	Claimed RHP Scott Blewett off waivers from the Minnesota Twins...Designated LHP Luis González for assignment.
4/9	Recalled RHP Colin Selby from Triple-A Norfolk...Placed RHP Zach Eflin (right lat strain) on the 15-day Injured List, retroactive to 4/8.
4/7	Acquired LHP Grant Wolfram from the Milwaukee Brewers in exchange for minor league OF Daz Cameron and cash considerations and optioned him to Triple-A Norfolk...Transferred RHP Albert Suárez (right subscapularis strain) to the 60-day Injured List.
4/5	Traded minor league INF/OF Nick Gordon to the Kansas City Royals for cash considerations.
4/4	Reinstated INF Gunnar Henderson (right intercostal strain) from the 10-day Injured List.
4/3	Optioned OF Dylan Carlson to Triple-A Norfolk (postgame).
3/31	Recalled OF Dylan Carlson from Triple-A Norfolk...Placed OF Colton Cowser (left thumb fracture) on the 10-day Injured List.
3/30	Selected the contract of RHP Matt Bowman from Triple-A Norfolk...Placed RHP Albert Suárez (right shoulder inflammation) on the 15-day Injured List, retroactive to 3/29.
3/29	Acquired RHP Cody Poteet from the Chicago Cubs in exchange for cash considerations and optioned him to Triple-A Norfolk.
3/28	RHP Roansy Contreras cleared waivers and outrighted to Triple-A Norfolk... INF Gunnar Henderson

EUTAW STREET HOME RUNS			
DATE	PLAYER (Team)	OPP. (Pitcher)	DISTANCE
4/19	Jake Fraley (CIN)	BAL (Young)	421 ft.
2025 totals - 1 (0 by Orioles, 1 by opponents)			
*Total since 1992 - 132 (64 by Orioles, 68 by opponents)			

O's CHALLENGES				
TEAM	TOTAL	WON	LOST	SUCCESS RATE
Orioles	13	4	9	31%
Opponents	5	3	2	60%
Last by O's: 4/27 at DET (B6) Batter/Runner: Sweeney HP Collision Rule/Tag Play (HP) No Violation/Out/Confirmed				
Last by Opponent: 4/26 (G2) at DET (B4) Batter/Runner: Báez Force Play (1B) Out/Overturned				

RECORD BY POSITION									
PLAYER	C	1B	2B	3B	SS	LF	CF	RF	DH
Dylan Carlson	-	-	-	-	-	0-1	0-1	-	-
Colton Cowser	-	-	-	-	-	2-2	-	-	-
Gunnar Henderson	-	-	-	-	7-12	-	-	-	1-1
Jackson Holliday	-	-	6-12	-	4-1	-	-	-	-
Heston Kjerstad	-	-	-	-	-	6-10	-	3-1	1-0
Ramón Laureano	-	-	-	-	-	2-4	-	2-2	-
Jorge Mateo	-	-	1-2	-	0-4	-	0-1	-	-
Ryan Mountcastle	-	9-13	-	-	-	-	-	-	-
Cedric Mullins	-	-	-	-	-	-	11-15	-	-
Ryan O'Hearn	-	2-4	-	-	-	-	-	2-2	5-5
Tyler O'Neill	-	-	-	-	-	1-0	-	4-12	0-1
Adley Rutschman	9-10	-	-	-	-	-	-	-	1-5
Gary Sánchez	2-7	-	-	-	-	-	-	-	0-1
Ramón Urías	-	-	-	9-9	-	-	-	-	0-1
Jordan Westburg	-	-	4-3	2-8	-	-	-	-	3-3

RECORD BY BATTING ORDER									
PLAYER	1	2	3	4	5	6	7	8	9
Dylan Carlson	-	-	-	-	-	0-1	-	-	0-1
Colton Cowser	2-2	-	-	-	-	-	-	-	-
Gunnar Henderson	4-5	3-6	1-1	0-1	-	-	-	-	-
Jackson Holliday	-	-	-	-	-	-	0-4	5-3	5-6
Heston Kjerstad	-	-	-	-	1-1	7-4	2-5	0-1	-
Ramón Laureano	0-1	-	-	-	0-1	1-1	1-0	0-1	2-2
Jorge Mateo	-	-	-	-	-	-	-	0-2	1-5
Ryan Mountcastle	-	-	0-1	3-3	2-3	2-2	1-2	1-2	-
Cedric Mullins	4-6	-	1-0	1-1	3-5	0-1	2-1	-	0-1
Ryan O'Hearn	-	-	4-4	4-6	0-1	-	-	1-0	-
Tyler O'Neill	-	-	1-3	0-3	3-4	1-3	-	-	-
Adley Rutschman	0-1	7-11	3-3	-	-	-	-	-	-
Gary Sánchez	-	-	-	-	0-1	0-2	1-2	1-3	-
Ramón Urias	-	-	-	0-1	-	0-1	3-1	3-5	3-2
Jordan Westburg	1-2	1-0	1-5	3-2	2-1	0-2	1-2	-	-

2025 BY THE NUMBERS			
	HOME	AWAY	TOTAL
Overall	6-6	5-11	11-17
MONTH	HOME	AWAY	TOTAL
March (5)	1-0	2-2	3-2
April (26)	5-6		8-15
May (27)	-	-	-
June (27)	-	-	-
July (24)	-	-	-
August (28)	-	-	-
September (25)	-	-	-
TOTAL (162)	6-6	5-11	11-17
DAY OF WEEK	HOME	AWAY	TOTAL
Monday (14)	2-0	1-0	3-0
Tuesday (24)	0-1	0-2	0-3
Wednesday (24)	1-1	0-2	1-3
Thursday (18)	1-1	2-0	3-1
Friday (26)	0-1	0-2	0-3
Saturday (28)	2-0	2-2	4-2
Sunday (27)	0-2	0-3	0-5
TOTAL (162)	6-6	5-11	11-17
VS. AL EAST	HOME	AWAY	TOTAL
Boston Red Sox (13)	1-2	-	1-2
New York Yankees (13)	1-0	-	1-0
Tampa Bay Rays (13)	-	-	-
Toronto Blue Jays (13)	1-1	2-2	3-3
TOTAL (52)	3-3	2-2	5-5
VS. AL CENTRAL	HOME	AWAY	TOTAL
Chicago White Sox (7)	-	-	-
Cleveland Guardians (7)	2-1	-	2-1
Detroit Tigers (6)	-	0-3	0-3
Kansas City Royals (6)	-	1-2	1-2
Minnesota Twins (6)	-	-	-
TOTAL (32)	2-1	1-5	3-6
VS. AL WEST	HOME	AWAY	TOTAL
Houston Astros (7)	-	-	-
Los Angeles Angels (6)	-	-	-
Oakland Athletics (6)	-	-	-
Seattle Mariners (6)	-	-	-
Texas Rangers (7)	-	-	-
TOTAL (32)	-	-	-
VS. NL EAST	HOME	AWAY	TOTAL
Atlanta Braves (3)	-	-	-
Miami Marlins (3)	-	-	-
New York Mets (3)	-	-	-
Philadelphia Phillies (3)	-	-	-
Washington Nationals (4)	-	1-2	1-2
TOTAL (16)	-	1-2	1-2
VS. NL CENTRAL	HOME	AWAY	TOTAL
Chicago Cubs (3)	-	-	-
Cincinnati Reds (3)	1-2	-	1-2
Milwaukee Brewers (3)	-	-	-
Pittsburgh Pirates (3)	-	-	-
St. Louis Cardinals (3)	-	-	-
TOTAL (15)	1-2	-	1-2
VS. NL WEST	HOME	AWAY	TOTAL
Arizona Diamondbacks (3)	-	1-2	1-2
Colorado Rockies (3)	-	-	-
Los Angeles Dodgers (3)	-	-	-
San Diego Padres (3)	-	-	-
San Francisco Giants (3)	-	-	-
TOTAL (15)	-	1-2	1-2

BALTIMORE ORIOLES - WALK-OFF AND MISC. HOME RUNS

Baltimore Orioles Walk-off Wins						
Date	Score	Batter/Runner	Action	RBI	Pitcher	INN OUTS
-	-	-	-	-	-	- -

Opponent Walk-off Wins						
Date	Score	Batter/Runner	Action	RBI	Pitcher	INN OUTS
-	-	-	-	-	-	- -

Baltimore Orioles Back-to-Back Home Runs						
Date	Score	Batters	Pitcher	INN	OUTS	
3/27	BAL 12 @ TOR 2	Adley Rutschman/Jordan Westburg	Yariel Rodríguez	8	1	
4/19	CIN 5 @ BAL 9	Cedric Mullins/Gunnar Henderson	Hunter Greene	1	0	
4/19	CIN 5 @ BAL 9	Ramón Laureano/Jordan Westburg	Carson Spiers	7	2	

Opponent Back-to-Back Home Runs						
Date	Score	Batters	Pitcher	INN	OUTS	
4/9	BAL 0 @ AZ 9	Pavin Smith/Josh Naylor	Dean Kremer	5	1	
4/17	CLE 2 @ BAL 6	Daniel Schneemann/Austin Hedges	Tomoyuki Sugano	3	0	

Baltimore Orioles Grand Slams						
Date	Score	Batter	Pitcher	INN	OUTS	
4/16	CLE 1 @ BAL 9	Jackson Holliday	Gavin Williams	2	1	

Opponent Grand Slams						
Date	Score	Batter	Pitcher	INN	OUTS	
4/20	CIN 24 @ BAL 2	Noelvi Marte	Jorge Mateo	8	2	

Baltimore Orioles Inside-the-Park Home Runs						
Date	Score	Batter	RBI	Pitcher	INN	OUTS
-	-	-	-	-	-	-

Opponent Inside-the-Park Home Runs						
Date	Score	Batter	RBI	Pitcher	INN	OUTS
-	-	-	-	-	-	-

Baltimore Orioles Pinch-Hit Home Runs						
Date	Score	Batter	RBI	Pitcher	INN	OUTS
-	-	-	-	-	-	-

Opponent Pinch-Hit Home Runs						
Date	Score	Batter	RBI	Pitcher	INN	OUTS
-	-	-	-	-	-	-

Baltimore Orioles Leadoff Home Runs						
Date	Score	Batter	Pitcher			
3/29	BAL 9 @ TOR 5	Colton Cowser	Max Scherzer			
4/3	BOS 8 @ BAL 4	Cedric Mullins	Tanner Houck			
4/19	CIN 5 @ BAL 9	Cedric Mullins	Hunter Greene			

Opponent Leadoff Home Runs						
Date	Score	Batter	Pitcher			
4/23	BAL 3 @ WSH 4	James Wood	Tomoyuki Sugano			

LAST TIME IT HAPPENED	
BATTING	
Eutaw St. Home Run	Gunnar Henderson, 8/14/24 vs. WSH (Herz)
Opponent	Jake Fraley, 4/19/25 vs. CIN (Young)
Second Deck Home Run in LF at OPACY	Austin Hays, 6/7/22 vs. CHC (Mills)
Opponent	Pete Alonso, 9/2/20 vs. NYM (Means)
Grand Slam	Jackson Holliday, 4/16/25 vs. CLE (Williams)
Two Grand Slams in One Game	Reimold, Clevenger, 9/11/15 vs. KC (Herrera, Chamberlain)
Pinch-Hit Home Run	Ryan O’Hearn, 6/6/24 at TOR (García)
Pinch-Hit Walk-Off Home Run	Nolan Reimold, 7/24/16 vs. CLE (Allen)
Pinch-Hit Grand Slam	Dwight Evans, 7/26/91 vs. OAK (Nelson)
Inside the Park Home Run	Jorge Mateo, 8/20/23 at OAK (Sears)
LH & RH Home Run, Same Game	Anthony Santander, 8/7/24 at TOR (Francis, Yarbrough)
Individual 2-Home Run Game	Ramón Laureano, 4/19/25 vs. CIN (Greene, Spiers)
Individual 3-Home Run Game	Ryan Mountcastle, 6/19/21 vs. TOR (Manoah, Kay)
Individual 4-Home Run Game	Never
Home Run in Consecutive Games	Cedric Mullins, 4/18-19/25 vs. CIN
Home Run in 3 Consecutive Games	Jackson Holliday, 8/4-7/24 at CLE, at TOR
Home Run in 4 Consecutive Games	Gunnar Henderson, 5/17-20/24 vs. SEA, at STL
Home Run in 5 Consecutive Games	Jonathan Schoop, 7/22-27/18 vs. TOR, BOS, TB
Home Run in 6 Consecutive Games	Chris Davis, 9/26-10/2/12 vs. TOR, BOS, TB
4-Home Run Game, Team	4/19/25 vs. CIN (5)
5-Home Run Game, Team	4/19/25 vs. CIN
6-Home Run Game, Team	3/27/25 at TOR
7-Home Run Game, Team	6/2/16 vs. BOS
8+-Home Run Game, Team	6/16/15 vs. PHI (8)
10+-Run Game, Team	3/27/25 at TOR (12)
15+-Run Game, Team	6/20/24 at NYY (17)
20+-Run Game, Team	9/28/00 vs. TOR (23)
Back-to-Back HR	Laureano/Westburg, 4/19/25 vs. CIN (7 th inning)
Back-to-Back HR to Start First Inning	Mullins/Henderson, 4/19/25 vs. CIN
Back-to-Back-to-Back HR	Schoop/Davis/Mancini, 8/6/17 vs. DET (1 st inning)
Back-to-Back-to-Back HR to Start First Inning	Flaherty/Hardy/Markakis, 5/10/12 (G1) vs. TEX
2 Back-to-Back HRs, Same Game	Mullins/Henderson (1 st), Laureano/Westburg (7 th) 4/19/25 vs. CIN
Leadoff Home Run	Cedric Mullins, 4/19/25 vs. CIN (Greene)
Walk-Off Win	Anthony Santander (HR), 9/19/24 vs. SF (Walker)
Walk-Off Home Run	Anthony Santander, 9/19/24 vs. SF (Walker)
Walk-Off Grand Slam	Manny Machado, 8/18/17 vs. LAA (Middleton)
Walk-Off Home Run, Eutaw St.	Rio Ruiz, 8/11/19 vs. HOU (Osuna)
Home Run, 15 th Inning or later	Jonathan Villar, 7/25/19 at LAA (Canning)
Home Run, 17 th Inning or later	Adam Jones, 5/6/12 at BOS (McDonald)
Home Run by a Pitcher	Zack Britton, 7/3/11 at ATL (Beachy)
2-Home Run Game by a Pitcher	Milt Pappas, 8/27/61 at MIN (Ramos)
Oriole to hit a Home Run for 1 st ML hit	Connor Norby, 6/4/24 at TOR (Pearson)
Oriole w/ 2 Home Runs in one inning	Mark Trumbo, 4/15/16 at TEX (7 th inning, Pérez, Faulkner)
Oriole w/ 3 Home Runs in consecutive innings	Manny Machado, 8/7/16 at CWS (1 st , 2 nd , 3 rd inning, Shields, Albers)
5-Hit Game	Adley Rutschman, 6/21/24 at HOU
6-Hit Game	Cal Ripken, Jr., 6/13/99 at ATL
5-RBI Game	Cedric Mullins, 3/27/25 at TOR
6-RBI Game	Adley Rutschman, 6/9/24 at TB
7-RBI Game	Ryan Mountcastle, 4/11/23 vs. OAK (9)
8-RBI Game	Ryan Mountcastle, 4/11/23 vs. OAK (9)
9-RBI Game	Ryan Mountcastle, 4/11/23 vs. OAK
PITCHING	
Perfect Game	Never
No-Hitter	5/5/21 at SEA (Means)
1-Hitter	5/26/24 at CWS (Bradish, Coulombe, Cano, Kimbrel)
Complete Game	9/23/22 vs. HOU (Kremer)
Shutout	9/23/22 vs. HOU (Kremer)
Team Shutout	9/6/24 vs. TB (Kremer, Cano, Pérez, Domínguez)
Consecutive CG, Pitcher	Sidney Ponson (2), 5/16-22/04
Consecutive Shutouts, Pitcher	Mike Mussina (2), 9/26-10/1/95
Consecutive CG, Team	5/13-14/11 (Guthrie/Bergesen)
Consecutive Shutouts, Team	4/18-19/23 at WSH
10+ Strikeout Game, Pitcher	Charlie Morton (10), 4/3/25 vs. BOS
15+ Strikeout Game, Pitcher	Erik Bedard (15), 7/7/07 at TEX
10+ Strikeout Game, Team	4/28/25 vs. NYY (15)
15+ Strikeout Game, Team	4/28/25 vs. NYY (15)
4+ Strikeouts in an inning	Mike Cuellar (4), 5/29/70 at CAL
Immaculate Inning	Kevin Gausman, 4/23/18 vs. CLE (7 th inning)
MISCELLANEOUS	
Hit for the Cycle	Cedric Mullins, 5/12/23 vs. PIT (7 th in club history)
Steal of Home	Cedric Mullins, 8/12/21 vs. DET
Position Player to Pitch	Gary Sánchez, 4/19/25 vs. CIN (1.0 IP, 2 H, 4 R, BB, HR)
Triple Play Turned	9/18/22, Bottom 3 rd at TOR (Chapman batting/Kremer pitching)
	Scoring: 6-4-3 (Mateo-Vavra-Aguilar)
Manager Ejection	Brandon Hyde, 4/13/25 vs. TOR (18 th career)
Player Ejection	Ryan O’Hearn, 8/21/24 at NYM (2 nd career)
WINNING SWEEPS	
2-Game, at OPACY	September 26-27, 2023 vs. WSH
2-Game, Road	April 18-19, 2023 at WSH
3-Game, at OPACY	April 15-17, 2024 vs. MIN
3-Game, Road	September 27-29, 2024 at MIN
4-Game, at OPACY	July 7-10, 2022 vs. LAA
4-Game, Road	June 7-10, 2024 at TB
Doubleheader	June 25, 2016 vs. TB

2025 OUTFIELD ASSISTS						
Outfielder	1B	2B	3B	HP	TOTAL	ERRORS (F-T)
Dylan Carlson	-	-	-	-	-	-
Colton Cowser	-	-	-	-	-	-
Heston Kjerstad	-	2	-	-	2	-
Ramón Laureano	-	2	-	1	3	1 (0-1)
Jorge Mateo	-	-	-	-	-	1 (1-0)
Cedric Mullins	-	-	-	-	-	2 (1-1)
Ryan O’Hearn	-	-	-	-	-	-
Tyler O’Neill	1	2	-	1	4	-
Team Totals	1	6	-	2	9	4 (2-2)

2025 CATCHING BREAKDOWN						
	Errors		SB	Pick-offs		
Catcher	F-T-C	PB	CCS-ATT	1B-2B-3B	Inn.	ERA W-L (GS)
Adley Rutschman	0-1-0	0	2-21	0-1-0	165.0	5.35 9-10
Gary Sánchez	0-0-0	1	0-2	1-0-0	77.0	5.03 2-7
Totals	0-1-0	1	2-23	1-1-0	242.0	5.24 11-17


SCORING BY INNING										
	1	2	3	4	5	6	7	8	9	Extras Totals
OPPONENTS	19	17	24	17	19	10	17	18	8	1 150
ORIOLES	16	14	17	9	9	12	14	20	1 0	112


ORIOLES WHO MADE THEIR MAJOR LEAGUE DEBUT IN 2025			
DATE	PLAYER	STATS	NOTES
4/26 (G2) at DET	Grant Wolfram	0.1 IP, 1 H, 1 BB	Final out of 7 th
4/19 vs. CIN	Brandon Young	ND: 4.0+ IP, 7 H, 3 R, 3 ER, 3 BB, 3 K, HR	Game Started
3/30 at TOR	Tomoyuki Sugano	L: 4.0 IP, 4 H, 2 R, 2 ER, 2 BB, 1 K	Game Started


2025 SCHEDULE


G#	DATE	OPP.	W-L	SCORE	WP/LP/SV	REC	POS	GA/GB	ATT.
1	3/27	at TOR	W	12-2	Eflin/Berrios	1-0	T-1 st	+0.5	40,734
2	3/28	at TOR	L	8-2	Gausman/Morton	1-1	T-3 rd	-0.5	26,289
3	3/29	at TOR	W	9-5	Kremer/Lovelady	2-1	2 nd	-0.5	27,005
4	3/30	at TOR	L	3-1	Bassitt/Sugano/Hoffman	2-2	3 rd	-1.5	21,069
5	3/31	vs. BOS	W	8-5	Dominguez/Newcomb	3-2	3 rd	-1.0	45,002*
MARCH TOTALS: 3-2			TEAM ERA: 4.60		TEAM AVG: .305				
	4/1	OFF DAY				3-2	4 th	-1.0	
6	4/2	vs. BOS	L	3-0	Crochet/Eflin/Chapman	3-3	4 th	-1.5	18,146
7	4/3	vs. BOS	L	8-4	Kelly/Morton	3-4	T-4 th	-2.0	16,656
8	4/4	at KC	L	8-2	Lugo/Kremer	3-5	5 th	-2.5	14,196
9	4/5	at KC	W	8-1	Sugano/Wacha	4-5	5 th	-2.5	14,383
10	4/6	at KC	L	4-1	Bubic/Povich/Estévez	4-6	5 th	-2.5	19,098
11	4/7	at AZ	W	5-1	Eflin/Gallen	5-6	T-4 th	-1.5	20,333
12	4/8	at AZ	L	4-3	Kelly/Morton/Martinez	5-7	4 th	-2.0	23,843
13	4/9	at AZ	L	9-0	Pfaadt/Kremer	5-8	5 th	-2.5	22,411
	4/10	OFF DAY				5-8	5 th	-2.5	
	4/11	vs. TOR	**POSTPONED**		Rescheduled for 7/29 (DH)		5-8	5 th	-2.5
14	4/12	vs. TOR	W	5-4	Baker/Francis/Bautista	6-8	T-4 th	-2.0	22,130
15	4/13	vs. TOR	L	7-6	Hoffman/Bowman	6-9	5 th	-2.5	27,193
	4/14	OFF DAY				6-9	5 th	-2.5	
16	4/15	vs. CLE	L	6-3	Allen/Morton/Clase	6-10	5 th	-3.5	14,203
17	4/16	vs. CLE	W	9-1	Kremer/Williams	7-10	5 th	-3.5	13,964
18	4/17	vs. CLE	W	6-2	Sugano/Bibee	8-10	4 th	-3.5	16,201
19	4/18	vs. CIN	L	8-3	Abbott/Povich	8-11	4 th	-4.5	42,587*
20	4/19	vs. CIN	W	9-5	Dominguez/Greene/Bautista	9-11	4 th	-3.5	28,534
21	4/20	vs. CIN	L	24-2	Rogers/Morton/Wynne	9-12	4 th	-4.5	19,053
	4/21	OFF DAY				9-12	4 th	-4.0	
22	4/22	at WSH	L	7-0	Parker/Kremer	9-13	4 th	-4.0	29,504
23	4/23	at WSH	L	4-3	López/Soto/Finnegan	9-14	5 th	-5.0	22,246
24	4/24	at WSH	W	2-1	Povich/Gore/Bautista	10-14	5 th	-4.5	23,058
	4/25	at DET	**POSTPONED**		Rescheduled for 4/26 (DH)		10-14	5 th	-4.0
25	4/26-1	at DET	L	4-3	Mize/Young/Vest	10-15			28,509
26	4/26-2	at DET	L	6-2	Hurter/Morton	10-16	5 th	-5.0	21,422
27	4/27	at DET	L	7-0	Skubal/Kremer	10-17	5 th	-6.5	28,613
28	4/28	vs. NYY	W	4-3	Sugano/Warren/Bautista	11-17	5 th	-5.5	22,775
29	4/29	vs. NYY	6:35 PM	MASN					
30	4/30	vs. NYY	6:35 PM	MASN					
APRIL TOTALS: 8-15			TEAM ERA: 5.38		TEAM AVG: .205				
	5/1	OFF DAY							
31	5/2	vs. KC	7:05 PM	MASN					
32	5/3	vs. KC	7:15 PM	FOX					
33	5/4	vs. KC	1:35 PM	MASN					
	5/5	OFF DAY							
34	5/6	at MIN	7:40 PM	MASN					
35	5/7	at MIN	7:40 PM	MASN					
36	5/8	at MIN	1:10 PM	MASN					
37	5/9	at LAA	9:38 PM	MASN					
38	5/10	at LAA	9:38 PM	MASN					
39	5/11	at LAA	4:07 PM	MASN2					
	5/12	OFF DAY							
40	5/13	vs. MIN	6:35 PM	MASN2					
41	5/14	vs. MIN	6:35 PM	MASN2					
42	5/15	vs. MIN	12:35 PM	MASN2					
43	5/16	vs. WSH	7:05 PM	MASN					
44	5/17	vs. WSH	4:05 PM	MASN FS1^					
45	5/18	vs. WSH	1:35 PM	MASN					
46	5/19	at MIL	7:40 PM	MASN					
47	5/20	at MIL	7:40 PM	MASN2					
48	5/21	at MIL	1:10 PM	MASN2					
49	5/22	at BOS	6:45 PM	MASN					
50	5/23	at BOS	7:10 PM	MASN					
51	5/24	at BOS	4:10 PM	MASN FS1^					
52	5/25	at BOS	1:35 PM	MASN					
53	5/26	vs. STL	3:05 PM	MASN					
54	5/27	vs. STL	6:35 PM	MASN					
55	5/28	vs. STL	6:35 PM	MASN					
	5/29	OFF DAY							
56	5/30	vs. CWS	7:05 PM	MASN					
57	5/31	vs. CWS	4:05 PM	MASN					
MAY TOTALS: 0-0			TEAM ERA: ---		TEAM AVG: ---				
58	6/1	vs. CWS	1:35 PM	MASN					
	6/2	OFF DAY							
59	6/3	at SEA	9:40 PM	MASN2					
60	6/4	at SEA	9:40 PM	MASN2					
61	6/5	at SEA	3:40 PM	MASN2					
62	6/6	at ATH	10:05 PM	MASN2					
63	6/7	at ATH	10:05 PM	MASN					
64	6/8	at ATH	4:05 PM	MASN2					
	6/9	OFF DAY							
65	6/10	vs. DET	6:35 PM	MASN2					
66	6/11	vs. DET	6:35 PM	MASN2					
67	6/12	vs. DET	6:35 PM	MASN2					
68	6/13	vs. LAA	7:05 PM	Apple TV+					
69	6/14	vs. LAA	4:05 PM	MASN					
70	6/15	vs. LAA	1:35 PM	MASN					
71	6/16	at TB	7:35 PM	MASN2					
72	6/17	at TB	7:35 PM	MASN2					
73	6/18	at TB	7:35 PM	MASN2					
74	6/19	at TB	7:35 PM	MASN2					
75	6/20	at NYY	7:05 PM	MASN					
76	6/21	at NYY	1:05 PM	MASN					
77	6/22	at NYY	11:35 AM	Roku					
78	6/23	vs. TEX	6:35 PM	MASN					
79	6/24	vs. TEX	6:35 PM	MASN					
80	6/25	vs. TEX	6:35 PM	MASN					
	6/26	OFF DAY							
81	6/27	vs. TB	7:05 PM	Apple TV+					
82	6/28	vs. TB	4:05 PM	MASN					
83	6/29	vs. TB	1:35 PM	MASN					
84	6/30	at TEX	8:05 PM	MASN					
JUNE TOTALS: 0-0			TEAM ERA: ---		TEAM AVG: ---				
85	7/1	at TEX	8:05 PM	MASN					
86	7/2	at TEX	8:05 PM	MASN					
	7/3	OFF DAY							
87	7/4	at ATL	7:15 PM	MASN					
88	7/5	at ATL	4:10 PM	MASN2					
89	7/6	at ATL	11:35 AM	Roku					
	7/7	OFF DAY							
90	7/8	vs. NYM	6:35 PM	MASN					
91	7/9	vs. NYM	7:05 PM	MASN					
92	7/10	vs. NYM	1:05 PM	MASN					
93	7/11	vs. MIA	7:05 PM	MASN					
94	7/12	vs. MIA	4:05 PM	MASN					
95	7/13	vs. MIA	1:35 PM	MASN					

	DATE	OPP.	W-L	SCORE	WP/LP/SV	REC	POS	GA/GB	ATT.
	7/14	Home Run Derby (Truist Park - Atlanta, GA)							
	7/15	MLB All-Star Game (Truist Park - Atlanta, GA)							
	7/16-17 All-Star Break								
96	7/18	at TB	7:35 PM	MASN2					
97	7/19	at TB	7:05 PM	MASN2					
98	7/20	at TB	12:10 PM	MASN2					
99	7/21	at CLE	6:40 PM	MASN2					
100	7/22	at CLE	6:40 PM	MASN2					
101	7/23	at CLE	6:40 PM	MASN2					
102	7/24	at CLE	1:10 PM	MASN					
103	7/25	vs. COL	7:05 PM	MASN					
104	7/26	vs. COL	7:05 PM	MASN					
105	7/27	vs. COL	1:35 PM	MASN					
106	7/28	vs. TOR	6:35 PM	MASN					
107	7/29-1	vs. TOR	12:35 PM	MASN					
108	7/29-2	vs. TOR	6:35 PM	MASN					
109	7/30	vs. TOR	12:35 PM	MASN					
JULY TOTALS: 0-0		TEAM ERA: ---		TEAM AVG: ---					
110	8/1	at CHC	2:20 PM	MASN2					
111	8/2	at CHC	2:20 PM	MASN2 FS1*					
112	8/3	at CHC	2:20 PM	MASN2					
113	8/4	at PHI	6:45 PM	MASN					
114	8/5	at PHI	6:45 PM	MASN					
115	8/6	at PHI	12:35 PM	MASN					
	8/7	OFF DAY							
116	8/8	vs. ATH	7:05 PM	MASN					
117	8/9	vs. ATH	7:05 PM	MASN					
118	8/10	vs. ATH	1:35 PM	MASN					
	8/11	OFF DAY							
119	8/12	vs. SEA	6:35 PM	MASN					
120	8/13	vs. SEA	6:35 PM	MASN					
121	8/14	vs. SEA	1:05 PM	MASN2					
122	8/15	at HOU	8:10 PM	MASN2					
123	8/16	at HOU	7:10 PM	MASN2					
124	8/17	at HOU	2:10 PM	MASN					
125	8/18	at BOS	7:10 PM	MASN					
126	8/19	at BOS	7:10 PM	MASN					
	8/20	OFF DAY							
127	8/21	vs. HOU	7:15 PM	FOX					
128	8/22	vs. HOU	7:05 PM	MASN					
129	8/23	vs. HOU	7:05 PM	MASN					
130	8/24	vs. HOU	1:35 PM	MASN					
131	8/25	vs. BOS	6:35 PM	MASN					
132	8/26	vs. BOS	6:35 PM	MASN					
133	8/27	vs. BOS	6:35 PM	MASN					
134	8/28	vs. BOS	1:05 PM	MASN					
135	8/29	at SF	10:15 PM	MASN2					
136	8/30	at SF	7:15 PM	FOX					
137	8/31	at SF	4:05 PM	MASN2					
AUGUST TOTALS: 0-0		TEAM ERA: ---		TEAM AVG: ---					
138	9/1	at SD	6:40 PM	MASN2					
139	9/2	at SD	9:40 PM	MASN2					
140	9/3	at SD	4:10 PM	MASN2					
	9/4	OFF DAY							
141	9/5	vs. LAD	7:05 PM	MASN					
142	9/6	vs. LAD	7:05 PM	MASN					
143	9/7	vs. LAD	1:35 PM	MASN					
	9/8	OFF DAY							
144	9/9	vs. PIT	6:35 PM	MASN					
145	9/10	vs. PIT	6:35 PM	MASN					
146	9/11	vs. PIT	1:05 PM	MASN					
147	9/12	at TOR	7:07 PM	MASN2					
148	9/13	at TOR	3:07 PM	MASN2					
149	9/14	at TOR	1:37 PM	MASN2					
150	9/15	at CWS	7:40 PM	MASN2					
151	9/16	at CWS	7:40 PM	MASN2					
152	9/17	at CWS	2:10 PM	MASN2					
153	9/18	vs. NYY	7:15 PM	FOX					
154	9/19	vs. NYY	7:05 PM	MASN					
155	9/20	vs. NYY	7:05 PM	MASN					
156	9/21	vs. NYY	1:35 PM	MASN					
	9/22	OFF DAY							
157	9/23	vs. TB	6:35 PM	MASN2					
158	9/24	vs. TB	6:35 PM	MASN2 FS1*					
159	9/25	vs. TB	1:05 PM	MASN					
160	9/26	at NYY	7:05 PM	MASN					
161	9/27	at NYY	1:05 PM	MASN					
162	9/28	at NYY	3:05 PM	MASN					
SEPTEMBER TOTALS: 0-0		TEAM ERA: ---		TEAM AVG: ---					
*Indicates home sellout									
*Indicates out-of-market broadcast									
Pitchers in CAPS indicates complete game									
All times listed are Eastern									
MASN and MASN2 games can also be streamed locally via MASN+									
All games broadcast on the Orioles Radio Network and 98 Rock 97.9 FM/HD2 & WBAL NewsRadio 1090 AM/101.5 FM									









DELAYS & POSTPONEMENTS

DATE	OPPONENT (Reason)	TIME (Delay)	RESULT
4/25	at DET (inclement weather)	Postponed	Rescheduled for a DH on 4/26
4/11	vs. TOR (rain)	Postponed	Rescheduled for DH on 7/29

TOTAL TIME OF DELAYS: 0:00 (21:58 in 2024)

COLDEST GAME TIME TEMPERATURE: 45 degrees, April 5 at Kansas City (W, 8-1)

WARMEST GAME TIME TEMPERATURE: 85 degrees, April 8 at Arizona (L, 4-3)