

BALTIMORE ORIOLES (10-17) vs. NEW YORK YANKEES (17-11)

RHP Tomoyuki Sugano (2-1, 3.54) vs. RHP Will Warren (1-0, 4.79)

Monday, April 28, 2025 • 6:35 p.m. ET • Oriole Park at Camden Yards • Baltimore, MD

TV: MASN • Radio: 98 Rock 97.9 FM/HD2 & WBAL NewsRadio 1090 AM/101.5 FM

Game No. 28

Home Game No. 12

O's AT A GLANCE	
Overall	10-17
Home	5-6
Road	5-11
Day	6-8
Night	4-9
Current Streak	1-3
Last 5 Games	1-4
Last 10 Games	3-7
March	3-2
April	7-15
May	-
June	-
July	-
August	-
September	-
vs. LHSP	2-7
vs. RHSP	8-10
Series Opener	4-5
Series Opener at Home	2-2
Series Opener on Road	2-3
By Series	1-6-2
By Home Series	1-2-1
By Road Series	0-4-1
Rubber Games	1-4
Sweeps/Were Swept	0-1
Scored First	7-6
Opponent Scored First	3-11
1-run games	2-4
Comeback Wins	5-7
Last AB Wins	0-2
Walkoff Wins	-
Extra Innings	0-1
Led After 6	10-1
Led After 7	10-1
Led After 8	10-0
Tied After 6	-
Tied After 7	-
Tied After 8	0-1
Behind After 6	0-16
Behind After 7	0-16
Behind After 8	0-16
vs. AL Teams	7-11
vs. AL East	4-5
vs. AL Central	3-6
vs. AL West	-
vs. NL Teams	3-6
vs. NL East	1-2
vs. NL Central	1-2
vs. NL West	1-2
Hit 0 HR	3-10
Hit 1+ HR	7-7
Hit 2+ HR	6-3
Scored 3 or Fewer Runs	1-15
Scored 4 or More Runs	9-2
Allowed 3 or Fewer Runs	6-2
Allowed 4 or More Runs	4-15
More Hits than Opponent	5-3
Fewer Hits than Opponent	4-13
Committed No Errors	6-9
Committed 1 or More Errors	4-8
Starter Goes at least 5 inn	7-8
Starter Goes at least 6 inn	4-3
Starter Goes at least 7 inn	1-1

**BIRDLAND BITES:** The Orioles were swept by the Tigers after being defeated, 7-0, yesterday in Detroit...Marked the first sweep of the O's since July 9-11, 2024 vs. Chicago-NL...The 30-series sweepless streak was tied with the Padres for the longest active stretch in the majors (SD was also swept yesterday vs. TB)...The Birds concluded their six-game road trip by going 1-5 (1-2 at WSH, 0-3 at DET)...The Birds begin a six-game homestand tonight with the Yankees (4/28-30) and Royals (5/2-4).

⚾ Baltimore was shut out for the fourth time this year, the most such games in the AL and tied for the most in the MLB with the Pittsburgh Pirates and San Francisco Giants...Since August 1, 2024, the O's have been shut out eight times, tied for second most in the AL with Texas, behind only Chicago-AL (9).

⚾ The Orioles struck out a season-high-tying 15 times at the plate yesterday at Detroit, joining April 18 vs. Cincinnati...Became the seventh team in MLB and third in the AL to have multiple games of 15+ strikeouts at the plate this season.

⚾ **Jorge Mateo** recorded his second and third hits of the season yesterday after connecting on a pair of singles off Detroit's Tarik Skubal...Marks his first multi-hit game since July 14, 2024 vs. New York-AL (also 2 H)...Stole two bases for the second time this season, joining April 8 at Arizona...Has tallied 14 games of two or more stolen bases since 2022, good for third most in the American League during that time behind Los Angeles-NL's Esteury Ruiz (15) and Kansas City's Bobby Witt Jr. (16).

**ROSTER MOVES:** The O's recalled right-handed pitcher **Kade Strowd** from Triple-A Norfolk today and optioned left-hander **Grant Wolfram** to Triple-A Norfolk after yesterday's game...Strowd's first appearance will be his major league debut...He'd be the fourth Oriole to debut this season, along with **Tomoyuki Sugano** (3/30 at TOR), Wolfram (4/26 [G2] at DET), and **Brandon Young** (4/19 vs. CIN).

**TOMO'S WORLD:** Orioles starter **Tomoyuki Sugano** is set to make his sixth start of the season tonight vs. New York-AL...He is aiming to become the fourth Oriole in franchise history (since 1954) to have at least three consecutive starts of 7.0+ innings and zero walks, the first Orioles rookie to do so, and the first since **Scott McGregor** from July 8-24 (G2), 1979 (4 GS).

⚾ He is the first Orioles rookie starter to complete at least 28.0 innings and allow five or fewer walks through his first five career starts since **John Stephens** from July 30-August 22, 2002 (also 5 BB).

⚾ His 1.6 BB/9 ranks fifth among all AL starting pitchers, trailing Texas' Nathan Eovaldi (0.7), Minnesota's Joe Ryan (1.1), and Houston's Hayden Wesneski and Detroit's Tarik Skubal (1.3).

⚾ Among MLB rookie starting pitchers with at least five starts, he ranks among them in BB/9 (1<sup>st</sup>, 1.6), innings pitched (1<sup>st</sup>, 28.0), walks allowed (T-1<sup>st</sup>, 5), WHIP (2<sup>nd</sup>, 1.14), ERA (3<sup>rd</sup>, 3.54), bWAR (3<sup>rd</sup>, 0.5), batters faced (3<sup>rd</sup>, 113), and ERA+ (4<sup>th</sup>, 104).

**RISPY BUSINESS:** Baltimore is batting .100 (6-for-60) with runners in scoring position over the last seven games since April 20...For the season, the Orioles are hitting .201 (38-for-189) with runners in scoring position, tied for third worst in the majors with the Mets, behind the Rockies (.191) and White Sox (.179)...Two seasons ago in 2023, the O's led MLB by batting .287 (379-for-1322) in those situations.

⚾ The Birds' 11 extra-base hits with runners in scoring position this season are tied for the fewest in MLB with Kansas City and Los Angeles-AL.

**CED AND DONE:** **Cedric Mullins** ranks among AL leaders in OPS (T-2<sup>nd</sup>, .968), on-base percentage (3<sup>rd</sup>, .421), walks (3<sup>rd</sup>, 19), and RBI (T-5<sup>th</sup>, 20).

⚾ He is one of three MLB players leading their team in hits (24), homers (6), RBI (20), and walks (19), along with CHC's Kyle Tucker and NYY's Aaron Judge.

⚾ Mullins has hit two leadoff home runs this season (4/3 vs. BOS & 4/19 vs. CIN)...He had not hit one since September 26, 2022 entering this season...His 18 career leadoff home runs rank second in Orioles history behind **Brady Anderson** (44).

**THE MAGIC NUMBER:** The O's are 9-2 when scoring at least four runs this season, though all nine of those victories have featured at least five runs...The Orioles are 1-15 when scoring three or fewer runs after being shutout yesterday...Baltimore is 1-25 when plating three or fewer runs in a game dating back to September 7, 2024.

⚾ Since 2024, Baltimore is 89-21 (.809) when scoring four or more runs, fourth best in the majors behind Cleveland (88-15, .854), San Diego (89-16, .848), and Houston (84-19, .816)...During that same time, the Birds are 12-67 (.152) when scoring three runs or fewer, the second-worst mark in the majors ahead of the White Sox (13-112, .104).

⚾ The Birds have been held to three runs or fewer in seven consecutive games for the first time since May 25-June 1, 2018...The last time Baltimore had a streak of eight such games in the same season was from June 17-28, 2012 (10 G).

**'PEN PALS:** The O's bullpen ERA has risen from 2.97 (25 ER/75.2 IP) to 4.75 (53 ER/100.1 IP) since April 20...Entering that game against Cincinnati, the bullpen ranked second in the AL and fifth in MLB in ERA, before falling to 14<sup>th</sup> in the AL and 24<sup>th</sup> in MLB entering today.

⚾ Three of four inherited runners have scored over Baltimore's last three games since Saturday...Baltimore relievers have allowed 23.8 percent of inherited runners to score, fifth best in the AL and seventh in MLB...Entering Saturday, the O's were third in MLB with an 18.4 inherited runners scored percent.

⚾ **Yennier Cano** has yet to allow a run across 8.1 innings, scattering five hits and one walk while fanning eight.

⚾ **Bryan Baker** has allowed one run on eight hits and four walks with 12 strikeouts in 11 outings...He allowed his first inherited runner to score in game one of Saturday's doubleheader at Detroit and has stranded eight of the nine he's inherited this season.

**TAKING ON THE YANKS:** The Orioles and Yankees are meeting for the first of four series this week...The teams will play at Yankee Stadium from June 20-22, at Oriole Park from September 18-21, and again in the Bronx to end the regular season from September 26-28...Baltimore has won five of the last eight series dating back to 2023, while dropping two and splitting one.

⚾ With cumulative records of 275-211 (.566) from 2022-2024, the O's and Yankees tied for the best record in the AL East and for second best in the AL, behind the Houston Astros (284-201, .586), during that time.

O's vs. YANKEES		
Current Streak		L1
2024 Record		8-5
at Oriole Park at Camden Yards		4-3
at Yankee Stadium		4-2
All-Time (since 1954)		524-648
at Home		273-312
on Road		251-336
2025 Schedule		
Date	Score	Win/Loss/Save
4/28		6:35 p.m. ET
4/29		6:35 p.m. ET
4/30		6:35 p.m. ET
6/20		7:05 p.m. ET
6/21		1:05 p.m. ET
6/22		11:35 a.m. ET
9/18		7:15 p.m. ET
9/19		7:05 p.m. ET
9/20		7:05 p.m. ET
9/21		1:35 p.m. ET
9/26		7:05 p.m. ET
9/27		1:05 p.m. ET
9/28		3:05 p.m. ET
Indicates Home		

O'S AT HOME	
Record	5-6
Team AVG/OBP/SLG	.235/.305/.458
Fielding Errors	4
Team ERA	6.39 (71 ER/100.0 IP)
Starters ERA	7.14 (41 ER/51.2 IP)
Bullpen ERA	5.59 (30 ER/48.1 IP)
Saves/Opps	2/3
Best Homestand	.500 (4-4), 4/12-20
Worst Homestand	.333 (1-2), 3/31-4/3

CEDRIC THE ENTERTAINER	
AL OPS Leaders	
1. Aaron Judge (NYY).....	1.217
2. Jonathan Aranda (TB) .....	.968
Cedric Mullins (BAL) .....	.968
AL OBP Leaders	
1. Aaron Judge (NYY).....	.500
2. Zack McKinstry (DET) .....	.426
3. Cedric Mullins (BAL) .....	.421
AL BB Leaders	
1. Rafael Devers (BOS).....	23
2. Randy Arozarena (SEA).....	20
3. Cedric Mullins (BAL) .....	19

UPCOMING MILESTONES	
Dylan Carlson	7 R shy of 200
Gunnar Henderson	4 RBI shy of 200
Jorge Mateo	4 SB shy of 100
Cedric Mullins	2 RBI shy of 300
Adley Rutschman	2 XBH shy of 150

THIS DATE IN O'S HISTORY	
April 28, 1960 - 22-year-old Steve Barber, a native of Takoma Park, MD, wins his first major league game, going the distance to beat the Red Sox, 6-1, at Memorial Stadium. It is the third big league appearance for Barber, who goes on to win 95 games in eight seasons with the Orioles and is elected to the club's Hall of Fame in 1988.	

UPCOMING SCHEDULE					
DATE	OPPONENT	TIME	ORIOLES STARTER	OPPONENT STARTER	TV
April 29	vs. New York-AL	6:35 p.m. ET	TBA	LHP Carlos Rodón (3-3, 3.50)	MASN
April 30	vs. New York-AL	6:35 p.m. ET	LHP Cade Povich (1-2, 5.04)	RHP Carlos Carrasco (2-1, 5.26)	MASN
May 1	OFF DAY				
MASN and MASN2 games can also be streamed locally via <a href="#">MASN+</a> ...All games broadcast on the Orioles Radio Network and 98 Rock 97.9 FM/HD2 & WBAL NewsRadio 1090 AM/101.5 FM					

#19 TOMOYUKI SUGANO RHP



2-1, 3.54 ERA

HT: 6-1  
DOB: 10/11/89  
Bats: R

WT: 200  
Age: 35  
Throws: R

PITCH TYPE (2025)	USAGE	AVG. VELOCITY
Splitter .....	24.8% .....	86.8 mph
Sweeper .....	17.3% .....	82.3 mph
Cutter .....	15.9% .....	87.2 mph
Fastball .....	15.6% .....	92.1 mph
Sinker .....	13.5% .....	92.0 mph
Curveball .....	13.0% .....	77.5 mph

**QUICK HITS:** Set to make his sixth career MLB start and first of the season against the Yankees...Is the third-ever Japanese player for the Orioles, joining right-handed relievers Shintaro Fujinami (2023) and Koji Uehara (2009-11)...Made five Grapefruit League appearances (4 GS), going 2-1 with a 3.00 ERA (5 ER/15.0 IP) on 11 hits (1 HR) and five walks with 15 strikeouts...His first four outings (10.1 IP) of the spring were scoreless...In his debut, at 35 years, 170 days old, became the oldest Japanese player to make his MLB debut since New York-NL's Ken Takahashi (40-016) on May 2, 2009 at Philadelphia.

**LAST TIME OUT:** Did not factor in the decision on April 23 at Washington after allowing three runs on five hits (2 HR) with one strikeout in 7.0 innings...All three runs scored on two home runs and three of the five hits came in the first inning...Matched season highs in innings and home runs, and didn't issue a walk for the second time (4/17 vs. CLE)...Is the first Orioles starter to toss back-to-back starts of 7.0 innings since Corbin Burnes on September 14 and 20, 2024...Threw a season-high 94 pitches, 56 strikes.

**LUCKY NUMBER 7:** With his start on April 17 vs. Cleveland, Sugano became the first Orioles starter to pitch into the seventh inning this year...Was the first O's pitcher to get through the seventh since Corbin Burnes on September 20, 2024 vs. Detroit (also 7.0 IP)...Is the only MLB rookie with two starts of at least 7.0 innings...Texas' Kumar Rocker is the only other rookie with a 7.0-inning start (4/17 vs. LAA).

- 2024 RECAP:** Spent the entire season with the Yomiuri Giants of Japan's Nippon Professional Baseball's Central League...Went 15-3 with a 1.67 ERA (29 ER/156.2 IP), 132 hits (6 HR), 16 walks, four hit batters, and 111 strikeouts in 24 games, all starts...Tossed three complete games, including one shutout...Led NPB in wins and finished second in ERA.
- 🏆 Named Central League MVP.
  - 🏆 Earned a Mitsui Golden Glove Award.
  - 🏆 Surrendered four or fewer runs in all 24 starts, three or less in 23, and one or no runs in 17; tossed six scoreless outings, including his lone complete game shutout on July 28 vs. DeNa (9.0 IP, 7 H, 8 K).
  - 🏆 Opened the season with a 20.0-inning scoreless streak; pitched two scoreless games (13.0 IP) to begin the year before allowing an eighth-inning run on April 18 at Hanshin.
  - 🏆 Won seven of eight starts from July 21 to September 10, including four straight from July 21 to August 11.
  - 🏆 Posted a 1.16 ERA (10 ER/77.1 IP) in his final 11 games beginning July 21.
  - 🏆 Helped the Giants secure a bye to the Final Stage of the 2024 Climax Series, NPB's playoff format, with the best record in the Central League (77-59-7)...Suffered two defeats in the series as Yomiuri was eliminated against DeNa...Took the loss in Game 2 after allowing two runs on six hits and one walk with five strikeouts in 7.0 innings...Entered in the ninth inning of a tie game in winner-take-all Game 7 and surrendered one run on two hits.

**CAREER HIGHLIGHTS:** Sugano compiled a 136-74 record with a 2.43 ERA (501 ER/1,857.0 IP) with 1,568 hits (142 HR), 347 walks (12 IBB), 52 hit batters, and 1,585 strikeouts in 276 career games (248 GS) with the Giants...Was a three-time Central League MVP (2014, 2020, 2024), a three-time Central League Mitsui Golden Glove Award winner (2016-18), an eight-time All-Star (2013-19, 2022), a two-time Eiji Sawamura Award honoree (2017-18), presented to the top pitcher in NPB each season, and MVP of the 2013 Central League Climax Series, the playoff format in NPB...Led the Central League in wins four times (2017-18, 2020, & 2024), ERA four times (2014, 2016-18), and strikeouts twice (2016, 2018)...Earned the triple crown in 2018 after leading NPB in wins, ERA, and strikeouts.

**ON THE WORLD STAGE:** Pitched for Team Japan at the 2017 World Baseball Classic, pitching to a 3.14 ERA (5 ER/14.1 IP) with one walk and 16 strikeouts in three starts...Tied for the tournament lead in strikeouts with teammate Kodai Senga...Started the semifinal game against Team USA on March 21, 2017, at Dodger Stadium, allowing one unearned run on three hits and one walk with six strikeouts in 6.0 innings.

2025 & CAREER SPLITS

2025							CAREER (NPB)						
	W-L	ERA	G/S	IP	ER		W-L	ERA	G/S	IP	ER		
Home	1-0	3.86	2/2	11.2	5		*66-35	2.19	126/126	879.1	214		
Road	1-1	3.31	3/3	16.1	6		*57-33	2.54	123/122	801.2	226		
Day	1-1	3.86	3/3	14.0	6			n/a					
Night	1-0	3.21	2/2	14.0	5			n/a					
	AVG	AB	H	HR	BB	K	AVG	AB	H	HR	BB	K	
vs. Left	.246	65	16	4	2	6	*.232	3320	769	61	162	672	
vs. Right	.262	42	11	2	3	3	*.211	3006	633	71	148	758	
TOTALS	.252	107	27	6	5	9	.224	7013	1568	142	347	1585	

\*season split breakdown since 2014

RUN SUPPORT (as starter in '25)

0 Runs .....	1
1 Run .....	1
2 Runs .....	--
3 Runs .....	1
4 Runs .....	--
5 Runs .....	--
6 Runs .....	2
7 Runs .....	--
8 Runs .....	--
9 Runs .....	--
10+ Runs.....	--
Total .....	16
RSA/9 .....	5.14

RUNS ALLOWED BY INNING IN 2025

1 <sup>st</sup> .....	6
2 <sup>nd</sup> .....	1
3 <sup>rd</sup> .....	3
4 <sup>th</sup> .....	0
5 <sup>th</sup> .....	0
6 <sup>th</sup> .....	1
7 <sup>th</sup> .....	0
8 <sup>th</sup> .....	--
9 <sup>th</sup> .....	--
Total .....	11

MISCELLANEOUS 2025 STATS

WHIP .....	1.14
K/9 .....	2.89
BB/9 .....	1.61
QS .....	2
#P/IP .....	14.9
<b>Opponents</b>	
AVG: .....	.252
OBP:.....	.292
SLG:.....	.449
OPS:.....	.741

2025 HIGHS

**Innings:** 7.0, 2x, last: 4/23 at WSH  
**Hits:** 8, 4/12 vs. TOR  
**Runs:** 3, 2x, last: 4/23 at WSH  
**Earned Runs:** 3, 2x, last: 4/23 at WSH  
**Strikeouts:** 4, 4/5 at KC  
**Walks:** 2, 2x, last: 4/12 vs. TOR  
**Home Runs:** 2, 2x, last: 4/23 at WSH  
**Winning Streak:** 2, 4/5-pres.  
**Losing Streak:** --  
**Shortest Start:** 4.0 IP, 3/30 at TOR  
**Pitches Thrown:** 94, 4/23 at WSH  
**Low-Hit CG:** --

\*CAREER HIGHS (NPB)

**Innings:** 9.0, 38x, last: 7/28/24 at DNA  
**Hits:** 12, 4/25/19 at YAK  
**Runs:** 10, 5/15/19 vs. HAN  
**Earned Runs:** 9, 6/24/16 at DNA  
**Strikeouts:** 13, 2x, last: 5/11/18 vs. CHN  
**Walks:** 5, 6/10/16 at FUK  
**Home Runs:** 4, 7/18/22 at YAK  
**Winning Streak:** 13, 6/19-10/6/20  
**Losing Streak:** 4, 4/30-8/26/20  
**Shortest Start:** 0.1 IP, 7/17/23 vs. YAK  
**Pitches Thrown:** N/A  
**Low-Hit CG:** 2, 3x, last: 4/28/18 vs. YAK

\*game logs available beginning in 2014

SUGANO vs. NYY

PLAYER	AVG	AB	H	HR	RBI
Bellinger	.--	--	--	--	--
Cabrera	.--	--	--	--	--
Chisholm Jr.	.--	--	--	--	--
Dominguez	.--	--	--	--	--
Escarra	.--	--	--	--	--
Goldschmidt	.--	--	--	--	--
Grisham	.--	--	--	--	--
Judge	.--	--	--	--	--
Peraza	.--	--	--	--	--
Reyes	.--	--	--	--	--
Rice	.--	--	--	--	--
Volpe	.--	--	--	--	--
Wells	.--	--	--	--	--

WARREN vs. BAL

PLAYER	AVG	AB	H	HR	RBI
Carlson	.--	--	--	--	--
Henderson	.--	--	--	--	--
Holliday	.--	--	--	--	--
Kjerstad	.--	--	--	--	--
Laureano	.--	--	--	--	--
Mateo	.--	--	--	--	--
Mountcastle	.--	--	--	--	--
Mullins	.--	--	--	--	--
O'Hearn	.--	--	--	--	--
Rutschman	.--	--	--	--	--
Sánchez	.--	--	--	--	--
Urías	.--	--	--	--	--
Westburg	.--	--	--	--	--

SUGANO'S 2025 STARTS

DATE	OPP	SCORE	WHEN LEFT	DEC	IP	H	R	ER	BB	K	HR	PIT	STR
3/30	at TOR	1-3	1-2	L	4.0	4	2	2	2	1	0	73	45
4/5	at KC	8-1	6-1	W	5.1	5	1	1	1	4	1	89	59
4/12	vs. TOR	5-4	0-3	ND	4.2	8	3	3	2	0	1	73	45
4/17	vs. CLE	6-2	6-2	W	7.0	5	2	2	0	3	2	87	55
4/23	at WSH	3-4	3-3	ND	7.0	5	3	3	0	1	2	94	56
TOTALS					2-1	28.0	27	11	11	5	9	416	260 (62.5%)

TOMORROW'S STARTER: TBA





PITCHER	LAST OUTING	DEC.	IP	H	R	ER	BB	K	RETIRED/1 <sup>ST</sup> BF	IR/SCORED	SV/OPP	INNINGS-HIGH	STRIKEOUTS-HIGH
Akin	4/26 (G2) at DET	ND	1.2	0	0	0	1	1	7/12	3/0	--	2.0 (4/5 at KC)	2 (3x, last: 4/16 vs. CLE)
Baker	4/26 (G1) at DET	ND	0.1	2	0	0	1	1	8/11	9/1	--	1.2 (3/30 at TOR)	4 (3/30 at TOR)
Bautista	4/24 at WSH	SV	1.0	1	0	0	0	1	5/7	2/0	3/3	1.0 (7x, last: 4/24 at WSH)	3 (3/29 at TOR)
Bowman	4/27 at DET	ND	1.0	1	0	0	0	1	10/12	1/0	--	2.0 (4/3 vs. BOS)	2 (4/22 at WSH)
Cano	4/24 at WSH	HLD	0.1	0	0	0	0	0	7/9	5/2	0/1	1.1 (4/13 vs. TOR)	2 (2x, last: 4/7 at AZ)
Domínguez	4/26 (G2) at DET	ND	1.1	2	3	3	1	1	7/10	8/0	--	1.1 (2x, last: 4/26 at DET (G2))	2 (4/4 at KC)
Pérez	4/27 at DET	ND	0.1	2	0	0	0	0	5/10	5/3	--	2.0 (2x, last: 4/20 vs. CIN)	3 (3x, last: 4/26 [G1] at DET)
Soto	4/24 at WSH	HLD	1.0	0	0	0	0	0	6/11	4/0	--	1.2 (4/4 at KC)	3 (2x, last: 4/2 vs. BOS)
Strowd	4/25 (G2) vs. MEM (w/NOR)	ND	1.0	0	1	1	1	1	-/-	-/-	--	--	--
2025 TOTALS	4.75 ERA	3-3	100.1	106	56	53	54	95	61/93	42/10	3/4	2.2 (2x, last: Blewett, 4/18 vs. CIN)	4 (Baker, 3/30 at TOR)

45 • KEEGAN AKIN • LHP

0-0 • 2.84 ERA • 13 G (1 GS)

WHIP: 1.34

K/9: 7.82

BB/9: 4.97

vs. ALL: .217 (10-for-46)

vs. LHB: .286 (6-for-21)

vs. RHB: .160 (4-for-25)

⚡ Made his first start of the season on 4/26 (G2) at DET, walking one batter and punching out one in 1.2 innings...Was his first start since 5/31/23 vs. CLE (1.0 IP, 2 H, ER, K)

⚡ Holding righties to a .160 batting average compared to .286 against lefties this season...In his career, lefties are hitting .237 (105-for-443) against him compared to a .258 average (201-for-778) vs. righties

⚡ Threw a season-high 31 pitches on 4/5 at KC (2.0 IP, 0 H, 0 R, 2 BB, 2 K)

⚡ Allowed a home run to BOS' Triston Casas on 4/3, his first conceded to a left-handed hitter since 6/12/24 vs. ATL (Matt Olson)

⚡ In 2024, his 0.94 WHIP was the third best in MLB among left-handed pitchers (min. 50.0 IP) and the lowest by an Oriole left-hander since Zack Britton (0.84) in 2016 (min. 40 G)

43 • BRYAN BAKER • RHP

1-0 • 0.90 ERA • 11 G

WHIP: 1.20

K/9: 10.80

BB/9: 3.60

vs. ALL: .235 (8-for-34)

vs. LHB: .308 (4-for-13)

vs. RHB: .190 (4-for-21)

⚡ Tossed 0.1 inning on 4/26 (G1) at DET, allowing two hits and a walk...Allowed an inherited runner to score...Had stranded all eight runners he inherited prior to yesterday's outing

⚡ Earned the win on 4/12 vs. TOR, his first since 6/20/24 at NYY

⚡ Opponents are 4-for-14 against his fastball compared to 2-for-9 off his slider and 2-for-11 vs. his changeup

⚡ Notched season highs in innings (1.2) and strikeouts (4) on 3/30 at TOR

74 • FÉLIX BAUTISTA • RHP

0-0 • 3 SV • 2.57 ERA • 7 G

WHIP: 1.57

K/9: 10.29

BB/9: 7.71

vs. ALL: .192 (5-for-26)

vs. LHB: .214 (3-for-14)

vs. RHB: .167 (2-for-12)

⚡ Converted his third save of the year after completing 1.0 scoreless inning on one hit with one strikeout on 4/24 at WSH...Recorded a save in consecutive outings for the first time since 7/31-8/6/23...Has struck out at least one hitter in five of seven outings and multiple hitters in two of the seven

⚡ Recorded his first save of the year on 4/12 vs. TOR (1.0 IP, 2 BB, K)...Marked his first save since 8/24/23 vs. TOR, spanning 597 days

⚡ Opponents are 1-for-12 with seven strikeouts against hit split-finger

⚡ Made his season debut on 3/29 at TOR, completing a scoreless ninth inning on one hit and one walk with three strikeouts...Marked his first major league game since 8/25/23 vs. COL (582 days)

⚡ Missed the 2024 season recovering from right elbow ulnar collateral ligament reconstruction (Tommy John), performed on 10/9/23...Underwent a right elbow debridement and an ulnar nerve transposition on 2/10/24

⚡ His 51 career saves are the second most by an O's reliever through his first 128 career appearances, behind Gregg Olson (57)

51 • MATT BOWMAN • RHP

0-1 • 1.98 ERA • 12 G

WHIP: 1.10

K/9: 4.61

BB/9: 1.32

vs. ALL: .236 (13-for-55)

vs. LHB: .154 (4-for-26)

vs. RHB: .310 (9-for-29)

⚡ Allowed one hit with one strikeout in 1.0 inning on 4/27 at DET...Has tossed back-to-back scoreless appearances after allowing a run in consecutive outings from 4/19-22

⚡ Posted a career-long 13-game streak without allowing a walk from 9/17/24-4/15/25

⚡ Ranks among MLB leaders in hard-hit rate (91<sup>st</sup> percentile, 29.2%)

⚡ Made his season debut on 3/30 at TOR after having his contract selected from Triple-A Norfolk earlier that day

⚡ Appeared in one game with Triple-A Norfolk on 3/28 vs. Durham, completing 1.2 innings and allowing one run on one hit with three strikeouts

⚡ Had his contract selected on 3/23 and accepted an outright assignment to Norfolk on 3/27

78 • YENNIER CANO • RHP

0-0 • 0.00 ERA • 9 G

WHIP: 0.69

K/9: 8.31

BB/9: 1.04

vs. ALL: .179 (5-for-28)

vs. LHB: .231 (3-for-13)

vs. RHB: .133 (2-for-15)

⚡ Earned his fifth hold of the year on 4/24 at WSH after retiring the only batter he faced on two pitches...Tied for the team lead in holds with Gregory Soto

⚡ Suffered his first blown save of the year on 4/13 vs. TOR, allowing an inherited runner to score in the eighth inning

⚡ Leads all Orioles pitchers with 0.6 bWAR

⚡ Has thrown 10 scoreless outings in a row since 9/28/24, his longest since an 11-gamer from 8/3-26/23

⚡ Seven of his eight strikeouts have come via his changeup

56 • SERANTHONY DOMÍNGUEZ • RHP

2-0 • 2.79 ERA • 10 G

WHIP: 1.14

K/9: 10.24

BB/9: 6.52

vs. ALL: .133 (4-for-30)

vs. LHB: .200 (2-for-10)

vs. RHB: .100 (2-for-20)

⚡ Spun a season-high-tying 1.1 innings on 4/26 (G2) at DET, allowing three runs on two hits and one walk with one strikeout... Snapped a streak of 10 consecutive appearances without allowing a run dating back to 9/29/24, his longest such stretch since 5/15-6/16/24 (11 G)...Marks his first outing with three runs surrendered since 7/14/24 vs. OAK with PHI (4 R)

⚡ Allowed a hit on 4/19 vs. CIN, snapping a career-high-tying streak of seven consecutive hitless outings from 3/29-4/17/25

⚡ Tossed a season-high 1.1 innings with one strikeout to earn his second hold on 4/13 vs. TOR...Stranded the tying and go-ahead run in the sixth inning, striking out Bo Bichette to end the frame...Pitched a 1-2-3 seventh

⚡ His 85.4 mph average exit velocity and 97.4 average fastball velocity rank in the top seven percent of MLB

58 • CIONEL PÉREZ • LHP

0-0 • 10.50 ERA • 10 G

WHIP: 2.50

K/9: 9.00

BB/9: 7.50

vs. ALL: .400 (20-for-50)

vs. LHB: .313 (5-for-16)

vs. RHB: .441 (15-for-34)

⚡ Was not charged with a run after allowing two hits in 0.1 inning on 4/27 at DET... Allowed an inherited runner to score

⚡ Gave up his second home run of the year on 4/26 (G1) at DET...His home run allowed to Tyler Heineman on 3/30 at TOR snapped a streak of 104 consecutive games without allowing a home run since 6/3/23, the longest such streak in Orioles history and the longest in MLB since KC's Wade Davis (123 G, 9/4/13-7/28/15)...His streak of 87.2 straight homerless innings was the second longest in team history behind only Gregg Olson (114.2 IP) from 4/18/89-6/20/90

⚡ His .400 batting average against is tied for the highest in MLB (min. 50 AB)

⚡ Has allowed a run in seven of 10 appearances this season...His 14 total runs allowed are the most by an O's reliever through his first 10 outings of the year since Miguel Castro in 2019 (14 R, 3/30-4/22)

65 • GREGORY SOTO • LHP

0-1 • 3.72 ERA • 11 G

WHIP: 1.45

K/9: 9.31

BB/9: 4.66

vs. ALL: .250 (9-for-36)

vs. LHB: .214 (3-for-14)

vs. RHB: .273 (6-for-22)

⚡ Earned his fifth hold of the season on 4/24 at WSH after working 1.0 perfect inning...Marks his fourth perfect outing of the year (last: 4/12 vs. TOR, 1.0 IP)

⚡ His first pitch strike percentage has jumped up to 72.7% this season from 59.1% in 2024...The 13.6% increase is the ninth-largest year-over-year jump in MLB

⚡ Surrendered three runs on three hits in 0.2 inning on 4/13 vs. TOR...One of the runs scored after he left, which tied the game...Snapped a six-game scoreless streak to begin the year and a 12-gamer since 9/18/24, which was tied for the longest stretch of his career (also 9/25/19–8/16/20)

⚡ Right-handers were limited to a .109 (5-for-46) average with two walks and 20 strikeouts in 26 games from 8/8/24-4/12/25, but righties are 5-for-10 with two doubles over his last five appearances

⚡ Owns a career-high 57.1 percent groundball rate, surpassing his previous high of 53.7 percent set in 2020

57 • KADE STROWD • RHP

0-0 • 0.00 ERA • 0 G

WHIP: ---

K/9: ---

BB/9: ---

vs. ALL: ---

vs. LHB: ---

vs. RHB: ---

⚡ Recalled from Triple-A Norfolk prior to today's game...His first appearance will be his MLB debut

⚡ Allowed one run on one walk with one strikeout in 1.0 inning in his last time out for the Tides on 4/25 (G2) vs. Memphis

⚡ Has punched out five batters in two relief appearances this year (last: 4/9 [G1] vs. Gwinnett)

⚡ Is 1-1 with an 8.10 ERA (9 ER/10.0 IP) with 18 strikeouts through eight outings with the Tides this season

⚡ Drafted by the Orioles in the 12<sup>th</sup> round (No. 348 overall) of the 2019 First-Year Player Draft

ORIOLES PUBLIC RELATIONS DEPARTMENT 333 W. CAMDEN ST., BALTIMORE, MD 21201 410-547-6150 ORIOLESPR@ORIOLES.COM @ORIOLESPR

15 • DYLAN CARLSON • OF (S)	.000 • 0 HR • 1 RBI
Current Streak: 0-9 (since 3/31)	2025 High: --
Last Game: 0-4, K	Road Trip: 2 G, 0-5, 2 K
⚡ Recalled from Triple-A Norfolk prior to Saturday's doubleheader at DET...Marks his second stint with the O's this season	
⚡ Made his Orioles debut on 3/31 vs. BOS as a pinch-hitter in the sixth inning after being recalled from Triple-A earlier that day...Was optioned on 4/4	
⚡ Slashing .286/.418/.381 (18-for-63) with three doubles, one homer, 11 RBI, and 15 walks through 18 games with the Tides	
⚡ Opened the 2024 season with the St. Louis Cardinals before being acquired by the Tampa Bay Rays in exchange for RHP Shawn Armstrong on 7/30	
⚡ Slashed .209/.287/.277 (49-for-235) with seven doubles, three home runs, 19 runs scored, 25 RBI, 22 walks, five hit-by-pitches, and two stolen bases in 96 games between the Cardinals (59 G) and Rays (37 G)	
2 • GUNNAR HENDERSON • INF (L)	.220 • 2 HR • 4 RBI
Current Streak: 3 G (4-13; since 4/26)	2025 High: 3 G (current streak)
Last Game: 1-4, K	Road Trip: 6 G, 5-25, 2B, RBI, BB (1BB), 5 K
⚡ Has hit safely in three straight games (.308 AVG) since 4/26 and reached base in five straight (.273 OBP) since 4/23	
⚡ Tied for the team lead with six multi-hit games despite missing the first seven games	
⚡ Reached base safely four times (2 H, 2 BB) on 4/19 vs. CIN for the first time since 8/4/24 at CLE (also 4)	
⚡ Min. 75 PA, his 95.6 mph average exit velocity is tied for third in the majors with NYM's Pete Alonso behind PIT's Oeili Cruz (96.4) and NYY's Aaron Judge (95.8)...33 of his 57 batted balls have been hard hit (95+ mph), tops on the O's	
⚡ His eight career doubles against NYY are tied for his most against one team (BOS)	
⚡ Is 5-for-15 (.333) with two doubles and one homer on offspeed pitches...Owns a .261 batting average and .391 slugging percentage against fastballs, but has a .336 xBA and .441 xSLG vs. the pitch	
⚡ Made his season debut on 4/4 at KC after being placed on the 10-day IL with a right intercostal strain on 3/27, retroactive to 3/24...Was injured in spring on 2/27 vs. TOR	
7 • JACKSON HOLLIDAY • INF (L)	.233 • 2 HR • 8 RBI
Current Streak: 0-for-last-4 (since 4/26 (G2))	2025 High: 3 G (2x, last: 4/23-4/26 (G2))
Last Game: 0-3, 2 K	Road Trip: 6 G, 4-14, 2 R, 3 BB, 2 HBP, 7 K, SB
⚡ Had his season-high-tying three-game hitting streak snapped yesterday	
⚡ Slashing .391/.548/.783 (9-for-23) with one double, one triple, and two homers when ahead in the count compared to .167/.167/.167 (2-for-24) with no extra-base hits when behind in the count	
⚡ Singled as a pinch hitter in his only career plate appearance against NYY (9/26/24)	
⚡ Reached base safely three times (2 1B, BB) on 4/23 at WSH for the second time this season, joining 4/5 at KC (2 1B, 3B)...Tallied his fourth multi-hit effort of the year... Had six games of 2+ hits in 60 games in 2024	
⚡ Hit his second career grand slam on 4/16 vs. CLE (also 7/31/24 vs. TOR), snapping an 0-for-17 skid...Marked the first O's grand slam of the year...At 21 years, 133 days old, became the youngest player in Orioles/Browns franchise history at the time of his second career grand slam, surpassing Cal Ripken, Jr. (22y, 323d), per <a href="#">@SlangsOnSports</a>	
⚡ Ranks in the top 10 percent of MLB in chase rate (19.4%)	
⚡ His 28.6 ft./sec. sprint speed ranks second among all AL second basemen, trailing only LAA's Kyren Paris (29.0 ft./sec.)	
13 • HESTON KJERSTAD • OF (L)	.197 • 3 HR • 12 RBI
Current Streak: 0-for-last-15 (since 4/23)	2025 High: 4 G (3/31-4/5)
Last Game: 0-4, 4 K	Road Trip: 6 G, 1-20, HBP, 10 K
⚡ Is 1-for-20 with one hit-by-pitch and 10 strikeouts in six games since being hit in the right elbow by Hunter Greene on 4/19 vs. CIN...Left that game with right elbow discomfort	
⚡ Launched a 407-foot, two-run homer in the eighth inning on 4/18 vs. CIN, his third of the season...Marked the second time homering in back-to-back games in his career (also 6/27-29/24, 2 G)...Had multiple RBI in three straight games for the first time in his career from 4/16-18	
⚡ Tallied his first career outfield assist on 3/27 at TOR	
12 • RAMÓN LAUREANO • OF (R)	.184 • 3 HR • 5 RBI
Current Streak: 1 G (1-4; since 4/27)	2025 High: 3 G (4/19-24)
Last Game: 1-4, 2 K	Road Trip: 4 G, 2-13, 2B, R, RBI, 3 K
⚡ Batted leadoff yesterday for the first time since 9/13/22 at TEX (w/ OAK) and the 32 <sup>nd</sup> time in his career	
⚡ Credited with his third outfield assist of the year yesterday, tied for fourth in MLB... Since 2018, his 52 outfield assists are tied for third in MLB...Baltimore is tied with Cleveland for the MLB lead with nine outfield assists	
⚡ After entering as a defensive replacement (Kjerstad HBP) in the third inning on 4/19 vs. CIN, he became the fifth player in Orioles history to hit two home runs off the bench (last: Mancini, 6/7/17 vs. PIT)...Was the first MLB reserve to record a multi-homer game since STL's Richie Palacios (9/12/23 at BAL)...Marked his fifth career multi-homer game (last: 6/30/22 at SEA w/ OAK)	
⚡ Hit his first home run as an Oriole on 4/16 vs. CLE, a solo shot in the seventh inning... Eight of his last nine homers since 8/17/24, have been off right-handed pitchers	
⚡ His four defensive runs saved this season are tied for sixth among MLB outfielders, per <i>Sports Info Solutions</i> ...Three of those have come in left field, tied for third in MLB	
3 • JORGE MATEO • INF/OF (R)	.136 • 0 HR • 0 RBI
Current Streak: 1 G (2-3; since 4/27)	2025 High: 1 G (2x, last: current streak)
Last Game: 2-3, K, 2 SB	Road Trip: 3 G, 2-5, 2 K, 2 SB
⚡ Recorded his first multi-hit game of the year yesterday...Entered the day 1-for-19 to begin the year...Also swiped two bases, his second multi-steal effort of the year and 15 <sup>th</sup> of his career...His five stolen bases are tied for the team lead (Mullins)...His 85 stolen bases since 2022 rank sixth in the AL	
⚡ Doubled in the fifth inning on 4/15 vs. CLE, his first hit of the year...Snapped an 0-for-17 hitless streak dating back to 7/23/24	
⚡ Swiped second and third base after entering as a pinch runner in the eighth on 4/8 at AZ...Marked the first time an Oriole has done so since Cedric Mullins on 5/23/24 at CWS and the seventh time Mateo has done so in his career (last: 4/22/24 at LAA)	
6 • RYAN MOUNTCASTLE • INF (R)	.207 • 1 HR • 5 RBI
Current Streak: 0-11 (since 4/24)	2025 High: 4 G (3/30-4/3)
Last Game: 0-3, BB, K	Road Trip: 6 G, 1-16, 2 BB, HBP, 3 K
⚡ Is slashing .293/.326/.439 (12-for-41) with three doubles and one homer in 13 day games compared to .122/.200/.146 (5-for-41) with one double in 13 night games	
⚡ His 34 RBI against NYY are his second most against one opponent (53, TOR)	
⚡ Has three home runs in his last 93 games (80 GS) since 6/8/24...Homered in the second inning on 4/13 vs. TOR, snapping a career-long 41-game home run drought since 7/29/24 (G1) vs. TOR	
⚡ Entered the game on 4/23 at WSH as a pinch hitter in the seventh inning and reached base safely twice (1B, HBP)	
⚡ Ranks in the top six percent of MLB in bat speed (75.8 mph)	
⚡ His single on 3/30 at TOR off Chris Bassitt was 116.7 mph...Marked the fifth hardest by an Oriole in the <i>Statcast</i> era (since 2015) and the hardest since Mark Trumbo on 4/28/17 at NYY (118.5)	

31 • CEDRIC MULLINS • OF (L)	.279 • 6 HR • 20 RBI
Current Streak: 1 G (1-4; since 4/26 (G2))	2025 High: 6 G (4/18-24)
4/26 DH at DET: 2 G, 1-8, R, 2 BB, 3 K	Road Trip: 5 G, 5-19, 2 R, 4 BB, 5 K, 2 SB
⚡ Has reached safely in 13 straight games since 4/12...Had his season-long six-game hitting streak snapped in game one on Saturday	
⚡ Reached base safely three times on 4/22 at WSH (1B, 2 BB)...Has reached base safely three or more times in seven games this season	
⚡ His five multi-walk efforts are tied for the most in the AL with BOS' Rafael Devers and DET's Zach McKinstry...His 17.8 percent walk rate ranks in the top four percent of MLB...Has never had a walk rate above 9.5 percent (2023) in his career	
⚡ Hit his second leadoff homer of the season on 4/19 vs. CIN...Is one of 12 players in MLB with at least two leadoff homers this season...Ranks second in franchise history with 18 leadoff homers behind Brady Anderson (44)	
⚡ Leads the Orioles in on-base percentage (.421), slugging percentage (.547), OPS (.968), hits (24), homers (6), runs (17), RBI (20), walks (19), extra-base hits (11), total bases (47), bWAR (1.0), and fWAR (1.4)	
32 • RYAN O'HEARN • INF/OF (L)	.303 • 4 HR • 8 RBI
Current Streak: 0-3 (since 4/26 (G2))	2025 High: 5 G (4/13-19)
4/26 DH at DET: 2 G, 3-6, HR, R, RBI, BB	Road Trip: 4 G, 4-12, HR, 2 R, 2 RBI, BB, 2 K
⚡ Tallied his first three-hit game since 6/30/24 vs. TEX in game Saturday at DET...Also connected on his fourth home run of the season in the fourth inning	
⚡ Reached base safely in 10 straight games from 4/4-19, tied for the second-longest streak of his career	
⚡ His three RBI on 4/17 vs. CLE marked his most since 7/7/24 at SEA (also 3)	
⚡ Went 22 straight plate appearances without a strikeout from 4/4-13	
⚡ Has increased his hard-hit rate to 54.4 percent from 40.1 in 2024 (+14.3%)	
⚡ Ranks among MLB leaders in the following categories: xBA (97 <sup>th</sup> percentile, .324), whiff rate (92 <sup>nd</sup> , 15.7%), and strikeout rate (92 <sup>nd</sup> , 12.2%)	
⚡ His seven pinch-hit knocks last season were the most by an Oriole since 2014 (10, Delmon Young) and ranked fourth in the AL...His 28 pinch-hit hits since 2019 are fourth most among MLB hitters behind CWS' Austin Slater (40), SEA's Donovan Solano (35), and SF's Wilmer Flores (31)	
35 • ADLEY RUTSCHMAN • C (S)	.209 • 4 HR • 8 RBI
Current Streak: 1 G (1-3; since 4/26 (G2))	2025 High: 8 G (4/3-13)
4/26 DH at DET: 2 G, 1 GS, 1-3, R, 2 BB, K	Road Trip: 5 G, 3-14, R, RBI, 4 BB, 3 K
⚡ Notched his third multi-hit game of the year on 4/23 at WSH...Reached base safely three times for the second time this season, joining his three-hit effort on Opening Day 3/27 at TOR	
⚡ Smacked his fourth home run of the year in the eighth inning on 4/20 vs. CIN... Snapped an 0-for-20 skid with a third-inning single	
⚡ Ranks in the 97 <sup>th</sup> percentile in squared-up rate (37.9%), while ranking in the 94 <sup>th</sup> in chase rate (18.5%) and whiff rate (14.8%)	
⚡ Owns a career-highs in average exit velocity (89.7 mph) and barrel rate (11.0%)	
⚡ His sixth-inning homer on 4/12 vs. TOR marked the seventh game-tying or go-ahead home run in the sixth inning or later run of his career	
⚡ Reached safely in his first 14 games to begin the year...His season-long eight-game hitting streak was also snapped	
⚡ Went 21 straight games with one strikeout or fewer from 9/21/24-4/13/25, the longest such streak of his career	
⚡ Since his MLB debut on 5/21/22, is second among all MLB primary catchers with 426 hits and 89 doubles, both behind MIL's William Contreras (434 H, 91 2B)	
99 • GARY SÁNCHEZ • C (R)	.100 • 0 HR • 4 RBI
Current Streak: 0-8 (since 4/22)	2025 High: 2 G (4/15-18)
Last Game: 0-2, 2 HBP, 2 K	Road Trip: 3 G, 0-8, 2 HBP, 3 K
⚡ Hit by two pitches yesterday at DET, the first Oriole with two in one game since 7/20/24 at TEX (O'Hearn)	
⚡ Was a two-time All-Star (2019 & 2017) with NYY from 2015-21...Hit 138 home runs with the Yankees are fifth all-time by a primary catcher and the 34 he hit in 2019 and 33 in 2017 are the most in franchise history by a primary catcher	
⚡ Lined an RBI single in the eighth inning on 4/15 vs. CLE, marking his second hit and fourth RBI on the year	
⚡ Tallied his first O's hit with a two-out, two-run single on 4/5 at KC	
⚡ Made his team debut on 3/29 at TOR and recorded his first RBI on a sac fly	
⚡ His 184 career homers are third most among all active MLB catchers behind KC's Salvador Perez (275) and BOS' Yasmani Grandal (194)	
⚡ Appeared on his eighth career Opening Day roster (2017-21-NYY, 2022-MIN, 2024-MIL)...Signed with the O's on 12/10/2024	
29 • RAMÓN URÍAS • INF (R)	.317 • 1 HR • 8 RBI
Current Streak: 1 G (1-4; since 4/27)	2025 High: 6 G (3/29-4/5)
Last Game: 1-4, K	Road Trip: 4 G, 4-13, HR, R, 2 RBI, 2 BB, 3 K
⚡ Launched his first homer of the season in game one on Saturday at DET...Marked his second three-hit game of the season, joining 3/29 at TOR	
⚡ Has reached base safely in 17 of 19 games to open the season	
⚡ Owns career bests in walk rate (11.4%) and strikeout rate (15.7%)...His previous highs were set in 2024 (9.5 BB%, 18.3 K%)	
⚡ Singled as a pinch hitter on 4/12 vs. TOR, his first pinch hit of the season...Is batting .419 (13-for-31) as a pinch hitter in his career, the best average among active players (min. 30 AB)	
⚡ On 3/29 at TOR, recorded his first 3+ RBI game since 8/25/24 vs. HOU (3 RBI) and first 3+ hit game since 8/16/24 vs. BOS (3 H)	
11 • JORDAN WESTBURG • INF (R)	.217 • 4 HR • 6 RBI
Current Streak: 4 G (6-17; since 4/23)	2025 High: 4 G (2x, last: current streak)
4/26 DH at DET: 2 G, 4-9, RBI, 2 K, CS	Road Trip: 5 G, 6-20, 3B, R, RBI, 5 K, CS
⚡ Extended his hitting streak to a season-high-tying four games on Saturday after hitting safely in both games...Has hit safely in six of his last seven games with two doubles, one triple, and a home run after going 2-for-39 in 10 games from 4/4-18	
⚡ Recorded his eighth career triple and first since 6/9/24 at TB on 4/23 at WSH	
⚡ Notched his second career multi-double performance on 4/20 vs. CIN, joining 7/29/24 (G1) vs. TOR (3 2B)...Marked his eighth career multi-extra-base hit effort	
⚡ Snapped an 0-for-30 skid with a homer in the seventh inning on 4/19 vs. CIN, going back-to-back with Ramón Laureano	
⚡ Is batting .348 (8-for-23) on breaking pitches, compared to .196 (11-for-56) on fastballs and 1-for-13 on offspeed pitches	
⚡ All four of his homers in 2025 have come on breaking pitches...Had three home runs off breaking pitches all of 2024	
⚡ His 29.2 ft./sec. average sprint speed ranks in the top five percent of MLB	
⚡ Tallied his first career multi-homer game on 3/29 at TOR...Matched a career high with four hits (3x, last: 6/25/24 vs. CLE) and scored a career-high three runs...His 434-foot homer in the first inning off Max Scherzer was the furthest of his career	





ADDITIONAL HITTER INFO																		
			MULTI-HIT GAMES					MULTI-RBI GAMES						LAST HR		MULTI-HR GAMES		
	vs. LHP	vs. RHP	2	3	4	5	TOTAL	2	3	4	5	6+	TOTAL	(DATE/PITCHER)	2025	CAREER	LAST (HRS)	
Dylan Carlson	.000	.000	-	-	-	-	-	-	-	-	-	-	-	8/16/24 vs. ARI (Nelson)	-	3	6/20/23 at WSH (2)	
Gunnar Henderson	.121	.286	5	1	-	-	6	1	-	-	-	-	1	4/19/25 vs. CIN (Greene)	-	2	6/21/24 at HOU (2)	
Jackson Holliday	.133	.259	3	1	-	-	4	1	-	1	-	-	2	4/16/25 vs. CLE (Williams)	-	-	-	
Heston Kjerstad	.125	.220	2	-	-	-	2	4	-	-	-	-	4	4/18/25 vs. CIN (Barlow)	-	-	-	
Ramón Laureano	.150	.222	1	-	-	-	1	-	1	-	-	-	1	4/19/25 vs. CIN (Spiers)	1	5	4/19/25 vs. CIN (2)	
Jorge Mateo	.188	.000	1	-	-	-	1	-	-	-	-	-	-	6/21/24 at HOU (N. Hernandez)	-	1	8/2/22 at TEX (2)	
Ryan Mountcastle	.185	.218	4	-	-	-	4	1	-	-	-	-	1	7/29/24 (G1) vs. TOR (Swanson)	-	10	6/4/24 at TOR (2)	
Cedric Mullins	.364	.250	4	1	-	-	5	2	-	1	1	-	4	4/19/25 vs. CIN (Greene)	1	6	3/27/25 at TOR (2)	
Ryan O'Hearn	.200	.321	5	1	-	-	6	-	1	-	-	-	1	4/26/25 (G1) at DET (Mize)	-	2	8/25/19 at CLE (2)	
Adley Rutschman	.167	.230	2	1	-	-	3	-	1	-	-	-	1	4/20/25 vs. CIN (Wynne)	1	3	3/27/25 at TOR (2)	
Gary Sánchez	.000	.214	-	-	-	-	-	1	-	-	-	-	1	9/27/24 vs. NYM (A. Young)	-	17	8/2/23 at COL (2)	
Ramón Urías	.429	.283	3	2	-	-	5	-	1	-	-	-	1	4/26/25 (G1) at DET (Holton)	-	1	7/15/22 at TB (2)	
Jordan Westburg	.250	.206	2	1	1	-	4	1	-	-	-	-	1	4/19/25 vs. CIN (Spiers)	1	1	3/29/25 at TOR (2)	

O's HITTERS															2024 vs. NEW YORK YANKEES															CAREER vs. NEW YORK YANKEES														
PLAYER	G	AB	R	H	2B	3B	HR	RBI	BB	IBB	SO	AVG	OBP	SLG		G	AB	R	H	2B	3B	HR	RBI	BB	IBB	SO	AVG	OBP	SLG															
Dylan Carlson																6	18	3	3	1	0	0	1	1	0	4	.167	.211	.222															
Gunnar Henderson	13	52	11	14	4	0	2	7	4	0	15	.269	.345	.462		29	117	21	31	8	0	5	18	10	0	33	.265	.333	.462															
Jackson Holliday	1	1	0	1	0	0	0	0	0	0	0	1.000	1.000	1.000		1	1	0	1	0	0	0	0	0	0	0	1.000	1.000	1.000															
Heston Kjerstad	4	10	1	2	0	0	0	1	0	0	1	.200	.333	.200		4	10	1	2	0	0	0	1	0	0	1	.200	.333	.200															
Ramón Laureano	6	20	1	5	4	0	0	1	0	0	7	.250	.250	.450		16	51	5	12	7	0	0	3	3	0	18	.235	.291	.373															
Jorge Mateo	7	18	3	6	1	0	1	2	1	0	4	.333	.381	.556		33	110	11	27	3	0	2	10	7	0	32	.245	.292	.327															
Ryan Mountcastle	13	51	5	14	3	0	1	9	2	0	16	.275	.302	.392		60	222	23	53	11	0	7	34	15	0	73	.239	.281	.383															
Cedric Mullins	13	39	8	11	3	0	1	5	3	0	5	.282	.333	.436		78	289	43	68	11	0	9	26	23	1	60	.235	.296	.367															
Ryan O'Hearn	10	33	2	10	3	1	0	7	4	0	1	.303	.368	.455		31	102	11	29	7	1	5	25	9	0	18	.284	.339	.520															
Adley Rutschman	12	48	5	11	2	0	0	1	6	0	10	.229	.315	.271		34	131	20	41	9	0	1	7	22	0	29	.313	.416	.405															
Gary Sánchez	3	10	2	3	2	0	0	1	1	0	3	.300	.462	.500		9	32	4	8	3	0	1	4	1	0	10	.250	.314	.438															
Ramón Urías	10	34	4	8	1	1	2	4	2	0	5	.235	.278	.500		50	167	19	42	8	1	6	17	15	0	51	.251	.313	.419															
Jordan Westburg	12	44	4	11	1	1	0	4	2	0	14	.250	.298	.318		17	60	10	16	3	2	0	7	4	0	16	.267	.323	.383															

O's PITCHERS															2024 vs. NEW YORK YANKEES															CAREER vs. NEW YORK YANKEES														
PLAYER	W	L	SV	G	GS	INN	H	R	ER	HR	BB	K	ERA	AVG		W	L	SV	G	GS	INN	H	R	ER	HR	BB	K	ERA	AVG															
Keegan Akin	1	0	1	8	0	9.1	3	2	2	1	5	6	1.93	.103		1	1	1	17	3	34.2	24	14	14	2	16	32	3.63	.192															
Bryan Baker	1	0	0	4	0	5.0	5	4	3	1	3	6	5.40	.263		1	2	0	16	0	17.1	16	9	6	1	7	25	3.12	.250															
Félix Bautista																2	0	3	14	0	13.1	7	5	5	4	8	23	3.38	.152															
Matt Bowman	0	0	0	2	0	1.1	6	5	5	2	0	1	33.75	.600		0	0	0	4	0	3.2	6	5	5	2	1	3	12.27	.353															
Yennier Cano	0	0	0	5	0	4.2	6	4	4	1	4	1	7.71	.353		0	1	1	13	0	13.0	14	7	7	2	8	10	4.85	.280															
Seranthony Domínguez	0	0	1	1	0	0.2	0	0	0	0	0	0	0.00	.000		0	0	2	4	0	4.2	2	0	0	0	1	4	0.00	.125															
Dean Kremer	2	0	0	3	3	16.2	11	5	5	4	8	11	2.70	.196		4	3	0	12	12	61.1	57	31	30	13	25	65	4.40	.247															
Charlie Morton	0	1	0	1	1	5.2	5	5	5	1	5	4	7.94	.250		5	4	0	14	14	74.1	56	34	32	11	32	99	3.87	.205															
Cionel Pérez	0	0	0	7	0	4.2	8	6	6	0	4	5	11.57	.364		2	0	0	13	0	9.2	12	7	7	0	5	10	6.52	.300															
Cade Povich	0	1	0	2	2	10.0	6	4	4	1	10	7	3.60	.182		0	1	0	2	2	10.0	6	4	4	1	10	7	3.60	.182															
Gregory Soto	0	0	0	3	0	3.0	3	3	3	1	2	5	9.00	.250		0	1	1	9	0	9.0	9	7	6	3	6	15	6.00	.265															
Kade Strowd																																												
Tomoyuki Sugano																																												

RECENT TRANSACTIONS	
DATE	TRANSACTION
4/28	Recalled <b>RHP Kade Strowd</b> from Triple-A Norfolk.
4/27	Optioned <b>LHP Grant Wolfram</b> <sup>1</sup> to Triple-A Norfolk (postgame)... <b>RHP Chayce McDermott</b> (right lat strain) began a rehab assignment with Double-A Chesapeake.
4/26	Recalled <b>OF Dylan Carlson</b> from Triple-A Norfolk...Placed <b>OF Tyler O'Neill</b> (neck inflammation) on the 10-day Injured List, retroactive to 4/24...Recalled <b>LHP Grant Wolfram</b> from Triple-A Norfolk (between DH games)...Added <b>RHP Colin Selby</b> as the 27 <sup>th</sup> man from Triple-A Norfolk (between DH games)...Optioned <b>RHP Brandon Young</b> to Triple-A Norfolk (between DH games)...Returned <b>RHP Colin Selby</b> to Triple-A Norfolk (postgame).
4/23	<b>LHP Trevor Rogers</b> (right knee subluxation) began a rehab assignment with Double-A Chesapeake.
4/22	Recalled <b>RHP Brandon Young</b> from Triple-A Norfolk...Placed <b>RHP Cody Poteet</b> (right shoulder inflammation) on the 15-day Injured List, retroactive to 4/21.
4/20	Traded <b>RHP Scott Blewett</b> for cash considerations...Recalled <b>RHP Cody Poteet</b> from Triple-A Norfolk...Optioned <b>RHP Brandon Young</b> <sup>4</sup> to Triple-A Norfolk.
4/19	Recalled <b>RHP Brandon Young</b> from High-A Aberdeen...Designated <b>RHP Scott Blewett</b> for assignment.
4/15	Activated <b>RHP Scott Blewett</b> ...Optioned <b>RHP Colin Selby</b> <sup>4</sup> to Triple-A Norfolk...Released <b>LHP Luis González</b> .
4/14	Claimed <b>RHP Scott Blewett</b> off waivers from the Minnesota Twins...Designated <b>LHP Luis González</b> for assignment.
4/9	Recalled <b>RHP Colin Selby</b> from Triple-A Norfolk...Placed <b>RHP Zach Eflin</b> (right lat strain) on the 15-day Injured List, retroactive to 4/8.
4/7	Acquired <b>LHP Grant Wolfram</b> from the Milwaukee Brewers in exchange for minor league <b>OF Daz Cameron</b> and cash considerations and optioned him to Triple-A Norfolk...Transferred <b>RHP Albert Suárez</b> (right subscapularis strain) to the 60-day Injured List.
4/5	Traded minor league <b>INF/OF Nick Gordon</b> to the Kansas City Royals for cash considerations.
4/4	Reinstated <b>INF Gunnar Henderson</b> (right intercostal strain) from the 10-day Injured List.
4/3	Optioned <b>OF Dylan Carlson</b> to Triple-A Norfolk (postgame).
3/31	Recalled <b>OF Dylan Carlson</b> from Triple-A Norfolk...Placed <b>OF Colton Cowser</b> (left thumb fracture) on the 10-day Injured List.
3/30	Selected the contract of <b>RHP Matt Bowman</b> from Triple-A Norfolk...Placed <b>RHP Albert Suárez</b> (right shoulder inflammation) on the 15-day Injured List, retroactive to 3/29.
3/29	Acquired <b>RHP Cody Poteet</b> from the Chicago Cubs in exchange for cash considerations and optioned him to Triple-A Norfolk.
3/28	<b>RHP Roansy Contreras</b> cleared waivers and outrighted to Triple-A Norfolk... <b>INF Gunnar Henderson</b> (right intercostal strain) began a rehab assignment with Triple-A Norfolk.
3/27	Placed <b>INF Gunnar Henderson</b> (right intercostal strain) on the 10-day Injured List, retroactive to 3/24...Placed <b>RHP Andrew Kittredge</b> (right knee debridement), <b>RHP Chayce McDermott</b> (right lat strain), <b>RHP Grayson Rodríguez</b> (right elbow inflammation), and <b>LHP Trevor Rogers</b> (right knee subluxation) on the 15-day Injured List, retroactive to 3/24...Reassigned <b>INF Livan Soto</b> to Triple-A Norfolk...Designated <b>RHP Roansy Contreras</b> for assignment... <b>RHP Matt Bowman</b> cleared outright waivers and accepted an assignment to Triple-A Norfolk.

EUTAW STREET HOME RUNS			
DATE	PLAYER (Team)	OPP. (Pitcher)	DISTANCE
4/19	Jake Fraley (CIN)	BAL (Young)	421 ft.
<b>2025 totals - 1</b> (0 by Orioles, 1 by opponents)			
<b>*Total since 1992 - 132</b> (64 by Orioles, 68 by opponents)			

O's CHALLENGES			
TEAM	TOTAL	WON	LOST
Orioles	13	4	9
Opponents	5	3	2
Success Rate			
Orioles 31%			
Opponents 60%			
<i>Last by O's: 4/27 at DET (B6)      Batter/Runner: Sweeney    HP Collision Rule/Tag Play (HP)    No Violation/Out/Confirmed</i>			
<i>Last by Opponent: 4/26 (G2) at DET (B4)    Batter/Runner: Báez      Force Play (1B)      Out/Overturned</i>			

RECORD BY POSITION									
PLAYER	C	1B	2B	3B	SS	LF	CF	RF	DH
Dylan Carlson	-	-	-	-	-	0-1	0-1	-	-
Colton Cowser	-	-	-	-	-	2-2	-	-	-
Gunnar Henderson	-	-	-	-	6-12	-	-	-	1-1
Jackson Holliday	-	-	5-12	-	4-1	-	-	-	-
Heston Kjerstad	-	-	-	-	-	6-10	-	2-1	1-0
Ramón Laureano	-	-	-	-	-	1-4	-	2-2	-
Jorge Mateo	-	-	1-2	-	0-4	-	0-1	-	-
Ryan Mountcastle	-	8-13	-	-	-	-	-	-	-
Cedric Mullins	-	-	-	-	-	-	10-15	-	-
Ryan O'Hearn	-	2-4	-	-	-	-	-	2-2	4-5
Tyler O'Neill	-	-	-	-	-	1-0	-	4-12	0-1
Adley Rutschman	8-10	-	-	-	-	-	-	-	1-5
Gary Sánchez	2-7	-	-	-	-	-	-	-	0-1
Ramón Urías	-	-	-	8-9	-	-	-	-	0-1
Jordan Westburg	-	-	4-3	2-8	-	-	-	-	3-3

RECORD BY BATTING ORDER									
PLAYER	1	2	3	4	5	6	7	8	9
Dylan Carlson	-	-	-	-	-	0-1	-	-	0-1
Colton Cowser	2-2	-	-	-	-	-	-	-	-
Gunnar Henderson	4-5	2-6	1-1	0-1	-	-	-	-	-
Jackson Holliday	-	-	-	-	-	-	0-4	4-3	5-6
Heston Kjerstad	-	-	-	-	1-1	6-4	2-5	0-1	-
Ramón Laureano	0-1	-	-	-	0-1	1-1	1-0	0-1	1-2
Jorge Mateo	-	-	-	-	-	-	-	0-2	1-5
Ryan Mountcastle	-	-	0-1	3-3	1-3	2-2	1-2	1-2	-
Cedric Mullins	3-6	-	1-0	1-1	3-5	0-1	2-1	-	0-1
Ryan O'Hearn	-	-	4-4	3-6	0-1	-	-	1-0	-
Tyler O'Neill	-	-	1-3	0-3	3-4	1-3	-	-	-
Adley Rutschman	0-1	7-11	2-3	-	-	-	-	-	-
Gary Sánchez	-	-	-	-	0-1	0-2	1-2	1-3	-
Ramón Uriás	-	-	-	0-1	-	0-1	2-1	3-5	3-2
Jordan Westburg	1-2	1-0	1-5	3-2	2-1	0-2	1-2	-	-

2025 BY THE NUMBERS			
	HOME	AWAY	TOTAL
Overall	5-6	5-11	10-17
MONTH	HOME	AWAY	TOTAL
March (5)	1-0	2-2	3-2
April (26)	4-6		7-15
May (27)	-	-	-
June (27)	-	-	-
July (24)	-	-	-
August (28)	-	-	-
September (25)	-	-	-
TOTAL (162)	5-6	5-11	10-17
DAY OF WEEK	HOME	AWAY	TOTAL
Monday (14)	1-0	1-0	2-0
Tuesday (24)	0-1	0-2	0-3
Wednesday (24)	1-1	0-2	1-3
Thursday (18)	1-1	2-0	3-1
Friday (26)	0-1	0-2	0-3
Saturday (28)	2-0	2-2	4-2
Sunday (27)	0-2	0-3	0-5
TOTAL (162)	5-6	5-11	10-17
VS. AL EAST	HOME	AWAY	TOTAL
Boston Red Sox (13)	1-2	-	1-2
New York Yankees (13)	-	-	-
Tampa Bay Rays (13)	-	-	-
Toronto Blue Jays (13)	1-1	2-2	3-3
TOTAL (52)	2-3	2-2	4-5
VS. AL CENTRAL	HOME	AWAY	TOTAL
Chicago White Sox (7)	-	-	-
Cleveland Guardians (7)	2-1	-	2-1
Detroit Tigers (6)	-	0-3	0-3
Kansas City Royals (6)	-	1-2	1-2
Minnesota Twins (6)	-	-	-
TOTAL (32)	2-1	1-5	3-6
VS. AL WEST	HOME	AWAY	TOTAL
Houston Astros (7)	-	-	-
Los Angeles Angels (6)	-	-	-
Oakland Athletics (6)	-	-	-
Seattle Mariners (6)	-	-	-
Texas Rangers (7)	-	-	-
TOTAL (32)	-	-	-
VS. NL EAST	HOME	AWAY	TOTAL
Atlanta Braves (3)	-	-	-
Miami Marlins (3)	-	-	-
New York Mets (3)	-	-	-
Philadelphia Phillies (3)	-	-	-
Washington Nationals (4)	-	1-2	1-2
TOTAL (16)	-	1-2	1-2
VS. NL CENTRAL	HOME	AWAY	TOTAL
Chicago Cubs (3)	-	-	-
Cincinnati Reds (3)	1-2	-	1-2
Milwaukee Brewers (3)	-	-	-
Pittsburgh Pirates (3)	-	-	-
St. Louis Cardinals (3)	-	-	-
TOTAL (15)	1-2	-	1-2
VS. NL WEST	HOME	AWAY	TOTAL
Arizona Diamondbacks (3)	-	1-2	1-2
Colorado Rockies (3)	-	-	-
Los Angeles Dodgers (3)	-	-	-
San Diego Padres (3)	-	-	-
San Francisco Giants (3)	-	-	-
TOTAL (15)	-	1-2	1-2

BALTIMORE ORIOLES - WALK-OFF AND MISC. HOME RUNS

Baltimore Orioles Walk-off Wins						
Date	Score	Batter/Runner	Action	RBI	Pitcher	INN OUTS
-	-	-	-	-	-	- -

Opponent Walk-off Wins						
Date	Score	Batter/Runner	Action	RBI	Pitcher	INN OUTS
-	-	-	-	-	-	- -

Baltimore Orioles Back-to-Back Home Runs						
Date	Score	Batters	Pitcher	INN	OUTS	
3/27	BAL 12 @ TOR 2	Adley Rutschman/Jordan Westburg	Yariel Rodríguez	8	1	
4/19	CIN 5 @ BAL 9	Cedric Mullins/Gunnar Henderson	Hunter Greene	1	0	
4/19	CIN 5 @ BAL 9	Ramón Laureano/Jordan Westburg	Carson Spiers	7	2	

Opponent Back-to-Back Home Runs						
Date	Score	Batters	Pitcher	INN	OUTS	
4/9	BAL 0 @ AZ 9	Pavin Smith/Josh Naylor	Dean Kremer	5	1	
4/17	CLE 2 @ BAL 6	Daniel Schneemann/Austin Hedges	Tomoyuki Sugano	3	0	

Baltimore Orioles Grand Slams						
Date	Score	Batter	Pitcher	INN	OUTS	
4/16	CLE 1 @ BAL 9	Jackson Holliday	Gavin Williams	2	1	

Opponent Grand Slams						
Date	Score	Batter	Pitcher	INN	OUTS	
4/20	CIN 24 @ BAL 2	Noelvi Marte	Jorge Mateo	8	2	

Baltimore Orioles Inside-the-Park Home Runs						
Date	Score	Batter	RBI	Pitcher	INN	OUTS
-	-	-	-	-	-	-

Opponent Inside-the-Park Home Runs						
Date	Score	Batter	RBI	Pitcher	INN	OUTS
-	-	-	-	-	-	-

Baltimore Orioles Pinch-Hit Home Runs						
Date	Score	Batter	RBI	Pitcher	INN	OUTS
-	-	-	-	-	-	-

Opponent Pinch-Hit Home Runs						
Date	Score	Batter	RBI	Pitcher	INN	OUTS
-	-	-	-	-	-	-

Baltimore Orioles Leadoff Home Runs						
Date	Score	Batter	Pitcher			
3/29	BAL 9 @ TOR 5	Colton Cowser	Max Scherzer			
4/3	BOS 8 @ BAL 4	Cedric Mullins	Tanner Houck			
4/19	CIN 5 @ BAL 9	Cedric Mullins	Hunter Greene			

Opponent Leadoff Home Runs						
Date	Score	Batter	Pitcher			
4/23	BAL 3 @ WSH 4	James Wood	Tomoyuki Sugano			

LAST TIME IT HAPPENED	
<b>BATTING</b>	
Eutaw St. Home Run	Gunnar Henderson, 8/14/24 vs. WSH (Herz)
Opponent	Jake Fraley, 4/19/25 vs. CIN (Young)
Second Deck Home Run in LF at OPACY	Austin Hays, 6/7/22 vs. CHC (Mills)
Opponent	Pete Alonso, 9/2/20 vs. NYM (Means)
Grand Slam	Jackson Holliday, 4/16/25 vs. CLE (Williams)
Two Grand Slams in One Game	Reimold, Clevenger, 9/11/15 vs. KC (Herrera, Chamberlain)
Pinch-Hit Home Run	Ryan O’Hearn, 6/6/24 at TOR (García)
Pinch-Hit Walk-Off Home Run	Nolan Reimold, 7/24/16 vs. CLE (Allen)
Pinch-Hit Grand Slam	Dwight Evans, 7/26/91 vs. OAK (Nelson)
Inside the Park Home Run	Jorge Mateo, 8/20/23 at OAK (Sears)
LH & RH Home Run, Same Game	Anthony Santander, 8/7/24 at TOR (Francis, Yarbrough)
Individual 2-Home Run Game	Ramón Laureano, 4/19/25 vs. CIN (Greene, Spiers)
Individual 3-Home Run Game	Ryan Mountcastle, 6/19/21 vs. TOR (Manoah, Kay)
Individual 4-Home Run Game	Never
Home Run in Consecutive Games	Cedric Mullins, 4/18-19/25 vs. CIN
Home Run in 3 Consecutive Games	Jackson Holliday, 8/4-7/24 at CLE, at TOR
Home Run in 4 Consecutive Games	Gunnar Henderson, 5/17-20/24 vs. SEA, at STL
Home Run in 5 Consecutive Games	Jonathan Schoop, 7/22-27/18 vs. TOR, BOS, TB
Home Run in 6 Consecutive Games	Chris Davis, 9/26-10/2/12 vs. TOR, BOS, TB
4-Home Run Game, Team	4/19/25 vs. CIN (5)
5-Home Run Game, Team	4/19/25 vs. CIN
6-Home Run Game, Team	3/27/25 at TOR
7-Home Run Game, Team	6/2/16 vs. BOS
8+-Home Run Game, Team	6/16/15 vs. PHI (8)
10+-Run Game, Team	3/27/25 at TOR (12)
15+-Run Game, Team	6/20/24 at NYY (17)
20+-Run Game, Team	9/28/00 vs. TOR (23)
Back-to-Back HR	Laureano/Westburg, 4/19/25 vs. CIN (7 <sup>th</sup> inning)
Back-to-Back HR to Start First Inning	Mullins/Henderson, 4/19/25 vs. CIN
Back-to-Back-to-Back HR	Schoop/Davis/Mancini, 8/6/17 vs. DET (1 <sup>st</sup> inning)
Back-to-Back-to-Back HR to Start First Inning	Flaherty/Hardy/Markakis, 5/10/12 (G1) vs. TEX
2 Back-to-Back HRs, Same Game	Mullins/Henderson (1 <sup>st</sup> ), Laureano/Westburg (7 <sup>th</sup> ) 4/19/25 vs. CIN
Leadoff Home Run	Cedric Mullins, 4/19/25 vs. CIN (Greene)
Walk-Off Win	Anthony Santander (HR), 9/19/24 vs. SF (Walker)
Walk-Off Home Run	Anthony Santander, 9/19/24 vs. SF (Walker)
Walk-Off Grand Slam	Manny Machado, 8/18/17 vs. LAA (Middleton)
Walk-Off Home Run, Eutaw St.	Rio Ruiz, 8/11/19 vs. HOU (Osuna)
Home Run, 15 <sup>th</sup> Inning or later	Jonathan Villar, 7/25/19 at LAA (Canning)
Home Run, 17 <sup>th</sup> Inning or later	Adam Jones, 5/6/12 at BOS (McDonald)
Home Run by a Pitcher	Zack Britton, 7/3/11 at ATL (Beachy)
2-Home Run Game by a Pitcher	Milt Pappas, 8/27/61 at MIN (Ramos)
Oriole w/ hit a Home Run for 1 <sup>st</sup> ML hit	Connor Norby, 6/4/24 at TOR (Pearson)
Oriole w/ 2 Home Runs in one inning	Mark Trumbo, 4/15/16 at TEX (7 <sup>th</sup> inning, Pérez, Faulkner)
Oriole w/ 3 Home Runs in consecutive innings	Manny Machado, 8/7/16 at CWS (1 <sup>st</sup> , 2 <sup>nd</sup> , 3 <sup>rd</sup> inning, Shields, Albers)
5-Hit Game	Adley Rutschman, 6/21/24 at HOU
6-Hit Game	Cal Ripken, Jr., 6/13/99 at ATL
5-RBI Game	Cedric Mullins, 3/27/25 at TOR
6-RBI Game	Adley Rutschman, 6/9/24 at TB
7-RBI Game	Ryan Mountcastle, 4/11/23 vs. OAK (9)
8-RBI Game	Ryan Mountcastle, 4/11/23 vs. OAK (9)
9-RBI Game	Ryan Mountcastle, 4/11/23 vs. OAK
<b>PITCHING</b>	
Perfect Game	Never
No-Hitter	5/5/21 at SEA (Means)
1-Hitter	5/26/24 at CWS (Bradish, Coulombe, Cano, Kimbrel)
Complete Game	9/23/22 vs. HOU (Kremer)
Shutout	9/23/22 vs. HOU (Kremer)
Team Shutout	9/6/24 vs. TB (Kremer, Cano, Pérez, Domínguez)
Consecutive CG, Pitcher	Sidney Ponson (2), 5/16-22/04
Consecutive Shutouts, Pitcher	Mike Mussina (2), 9/26-10/1/95
Consecutive CG, Team	5/13-14/11 (Guthrie/Bergesen)
Consecutive Shutouts, Team	4/18-19/23 at WSH
10+ Strikeout Game, Pitcher	Charlie Morton (10), 4/3/25 vs. BOS
15+ Strikeout Game, Pitcher	Erik Bedard (15), 7/7/07 at TEX
10+ Strikeout Game, Team	4/26/25 (G1) at DET (11)
15+ Strikeout Game, Team	4/24/24 at LAA (16)
4+ Strikeouts in an inning	Mike Cuellar (4), 5/29/70 at CAL
Immaculate Inning	Kevin Gausman, 4/23/18 vs. CLE (7 <sup>th</sup> inning)
<b>MISCELLANEOUS</b>	
Hit for the Cycle	Cedric Mullins, 5/12/23 vs. PIT (7 <sup>th</sup> in club history)
Steal of Home	Cedric Mullins, 8/12/21 vs. DET
Position Player to Pitch	Gary Sánchez, 4/19/25 vs. CIN (1.0 IP, 2 H, 4 R, BB, HR)
Triple Play Turned	9/18/22, Bottom 3 <sup>rd</sup> at TOR (Chapman batting/Kremer pitching)
	Scoring: 6-4-3 (Mateo-Vavra-Aguilar)
Manager Ejection	Brandon Hyde, 4/13/25 vs. TOR (18 <sup>th</sup> career)
Player Ejection	Ryan O’Hearn, 8/21/24 at NYM (2 <sup>nd</sup> career)
<b>WINNING SWEEPS</b>	
2-Game, at OPACY	September 26-27, 2023 vs. WSH
2-Game, Road	April 18-19, 2023 at WSH
3-Game, at OPACY	April 15-17, 2024 vs. MIN
3-Game, Road	September 27-29, 2024 at MIN
4-Game, at OPACY	July 7-10, 2022 vs. LAA
4-Game, Road	June 7-10, 2024 at TB
Doubleheader	June 25, 2016 vs. TB

2025 OUTFIELD ASSISTS						
Outfielder	1B	2B	3B	HP	TOTAL	ERRORS (F-T)
Dylan Carlson	-	-	-	-	-	-
Colton Cowser	-	-	-	-	-	-
Heston Kjerstad	-	2	-	-	2	-
Ramón Laureano	-	2	-	1	3	1 (0-1)
Jorge Mateo	-	-	-	-	-	1 (1-0)
Cedric Mullins	-	-	-	-	-	2 (1-1)
Ryan O’Hearn	-	-	-	-	-	-
Tyler O’Neill	1	2	-	1	4	-
Team Totals	1	6	-	2	9	4 (2-2)

2025 CATCHING BREAKDOWN						
	Errors		SB	Pick-offs		
Catcher	F-T-C	PB	CCS-ATT	1B-2B-3B	Inn.	ERA W-L (GS)
Adley Rutschman	0-1-0	0	2-21	0-1-0	156.0	5.54 8-10
Gary Sánchez	0-0-0	1	0-2	1-0-0	77.0	5.03 2-7
Totals	0-1-0	1	2-23	1-1-0	233.0	5.37 10-17


SCORING BY INNING										
	1	2	3	4	5	6	7	8	9	Extras Totals
OPPONENTS	19	17	24	17	19	10	16	16	8	1 147
ORIOLES	16	13	14	9	9	12	14	20	1 0	108


ORIOLES WHO MADE THEIR MAJOR LEAGUE DEBUT IN 2025			
DATE	PLAYER	STATS	NOTES
4/26 (G2) at DET	Grant Wolfram	0.1 IP, 1 H, 1 BB	Final out of 7 <sup>th</sup>
4/19 vs. CIN	Brandon Young	ND: 4.0+ IP, 7 H, 3 R, 3 ER, 3 BB, 3 K, HR	Game Started
3/30 at TOR	Tomoyuki Sugano	L: 4.0 IP, 4 H, 2 R, 2 ER, 2 BB, 1 K	Game Started


2025 SCHEDULE


G#	DATE	OPP.	W-L	SCORE	WP/LP/SV	REC	POS	GA/GB	ATT.
1	3/27	at TOR	W	12-2	Eflin/Berrios	1-0	T-1 <sup>st</sup>	+0.5	40,734
2	3/28	at TOR	L	8-2	Gausman/Morton	1-1	T-3 <sup>rd</sup>	-0.5	26,289
3	3/29	at TOR	W	9-5	Kremer/Lovelady	2-1	2 <sup>nd</sup>	-0.5	27,005
4	3/30	at TOR	L	3-1	Bassitt/Sugano/Hoffman	2-2	3 <sup>rd</sup>	-1.5	21,069
5	3/31	vs. BOS	W	8-5	Dominguez/Newcomb	3-2	3 <sup>rd</sup>	-1.0	45,002*
MARCH TOTALS: 3-2			TEAM ERA: 4.60		TEAM AVG: .305				
	4/1	OFF DAY				3-2	4 <sup>th</sup>	-1.0	
6	4/2	vs. BOS	L	3-0	Crochet/Eflin/Chapman	3-3	4 <sup>th</sup>	-1.5	18,146
7	4/3	vs. BOS	L	8-4	Kelly/Morton	3-4	T-4 <sup>th</sup>	-2.0	16,656
8	4/4	at KC	L	8-2	Lugo/Kremer	3-5	5 <sup>th</sup>	-2.5	14,196
9	4/5	at KC	W	8-1	Sugano/Wacha	4-5	5 <sup>th</sup>	-2.5	14,383
10	4/6	at KC	L	4-1	Bubic/Povich/Estévez	4-6	5 <sup>th</sup>	-2.5	19,098
11	4/7	at AZ	W	5-1	Eflin/Gallen	5-6	T-4 <sup>th</sup>	-1.5	20,333
12	4/8	at AZ	L	4-3	Kelly/Morton/Martinez	5-7	4 <sup>th</sup>	-2.0	23,843
13	4/9	at AZ	L	9-0	Pfaadt/Kremer	5-8	5 <sup>th</sup>	-2.5	22,411
	4/10	OFF DAY				5-8	5 <sup>th</sup>	-2.5	
	4/11	vs. TOR	**POSTPONED**		Rescheduled for 7/29 (DH)		5-8	5 <sup>th</sup>	-2.5
14	4/12	vs. TOR	W	5-4	Baker/Francis/Bautista	6-8	T-4 <sup>th</sup>	-2.0	22,130
15	4/13	vs. TOR	L	7-6	Hoffman/Bowman	6-9	5 <sup>th</sup>	-2.5	27,193
	4/14	OFF DAY				6-9	5 <sup>th</sup>	-2.5	
16	4/15	vs. CLE	L	6-3	Allen/Morton/Clase	6-10	5 <sup>th</sup>	-3.5	14,203
17	4/16	vs. CLE	W	9-1	Kremer/Williams	7-10	5 <sup>th</sup>	-3.5	13,964
18	4/17	vs. CLE	W	6-2	Sugano/Bibee	8-10	4 <sup>th</sup>	-3.5	16,201
19	4/18	vs. CIN	L	8-3	Abbott/Povich	8-11	4 <sup>th</sup>	-4.5	42,587*
20	4/19	vs. CIN	W	9-5	Dominguez/Greene/Bautista	9-11	4 <sup>th</sup>	-3.5	28,534
21	4/20	vs. CIN	L	24-2	Rogers/Morton/Wynne	9-12	4 <sup>th</sup>	-4.5	19,053
	4/21	OFF DAY				9-12	4 <sup>th</sup>	-4.0	
22	4/22	at WSH	L	7-0	Parker/Kremer	9-13	4 <sup>th</sup>	-4.0	29,504
23	4/23	at WSH	L	4-3	López/Soto/Finnegan	9-14	5 <sup>th</sup>	-5.0	22,246
24	4/24	at WSH	W	2-1	Povich/Gore/Bautista	10-14	5 <sup>th</sup>	-4.5	23,058
	4/25	at DET	**POSTPONED**		Rescheduled for 4/26 (DH)		10-14	5 <sup>th</sup>	-4.0
25	4/26-1	at DET	L	4-3	Mize/Young/Vest	10-15			28,509
26	4/26-2	at DET	L	6-2	Hurter/Morton	10-16	5 <sup>th</sup>	-5.0	21,422
27	4/27	at DET	L	7-0	Skubal/Kremer	10-17	5 <sup>th</sup>	-6.5	28,613
28	4/28	vs. NYY	6:35 PM	MASN					
29	4/29	vs. NYY	6:35 PM	MASN					
30	4/30	vs. NYY	6:35 PM	MASN					
APRIL TOTALS: 7-15			TEAM ERA: 5.54		TEAM AVG: .203				
	5/1	OFF DAY							
31	5/2	vs. KC	7:05 PM	MASN					
32	5/3	vs. KC	7:15 PM	FOX					
33	5/4	vs. KC	1:35 PM	MASN					
	5/5	OFF DAY							
34	5/6	at MIN	7:40 PM	MASN					
35	5/7	at MIN	7:40 PM	MASN					
36	5/8	at MIN	1:10 PM	MASN					
37	5/9	at LAA	9:38 PM	MASN					
38	5/10	at LAA	9:38 PM	MASN					
39	5/11	at LAA	4:07 PM	MASN2					
	5/12	OFF DAY							
40	5/13	vs. MIN	6:35 PM	MASN2					
41	5/14	vs. MIN	6:35 PM	MASN2					
42	5/15	vs. MIN	12:35 PM	MASN2					
43	5/16	vs. WSH	7:05 PM	MASN					
44	5/17	vs. WSH	4:05 PM	MASN   FS1^					
45	5/18	vs. WSH	1:35 PM	MASN					
46	5/19	at MIL	7:40 PM	MASN					
47	5/20	at MIL	7:40 PM	MASN2					
48	5/21	at MIL	1:10 PM	MASN2					
49	5/22	at BOS	6:45 PM	MASN					
50	5/23	at BOS	7:10 PM	MASN					
51	5/24	at BOS	4:10 PM	MASN   FS1^					
52	5/25	at BOS	1:35 PM	MASN					
53	5/26	vs. STL	3:05 PM	MASN					
54	5/27	vs. STL	6:35 PM	MASN					
55	5/28	vs. STL	6:35 PM	MASN					
	5/29	OFF DAY							
56	5/30	vs. CWS	7:05 PM	MASN					
57	5/31	vs. CWS	4:05 PM	MASN					
MAY TOTALS: 0-0			TEAM ERA: ---		TEAM AVG: ---				
58	6/1	vs. CWS	1:35 PM	MASN					
	6/2	OFF DAY							
59	6/3	at SEA	9:40 PM	MASN2					
60	6/4	at SEA	9:40 PM	MASN2					
61	6/5	at SEA	3:40 PM	MASN2					
62	6/6	at ATH	10:05 PM	MASN2					
63	6/7	at ATH	10:05 PM	MASN					
64	6/8	at ATH	4:05 PM	MASN2					
	6/9	OFF DAY							
65	6/10	vs. DET	6:35 PM	MASN2					
66	6/11	vs. DET	6:35 PM	MASN2					
67	6/12	vs. DET	6:35 PM	MASN2					
68	6/13	vs. LAA	7:05 PM	Apple TV+					
69	6/14	vs. LAA	4:05 PM	MASN					
70	6/15	vs. LAA	1:35 PM	MASN					
71	6/16	at TB	7:35 PM	MASN2					
72	6/17	at TB	7:35 PM	MASN2					
73	6/18	at TB	7:35 PM	MASN2					
74	6/19	at TB	7:35 PM	MASN2					
75	6/20	at NYY	7:05 PM	MASN					
76	6/21	at NYY	1:05 PM	MASN					
77	6/22	at NYY	11:35 AM	Roku					
78	6/23	vs. TEX	6:35 PM	MASN					
79	6/24	vs. TEX	6:35 PM	MASN					
80	6/25	vs. TEX	6:35 PM	MASN					
	6/26	OFF DAY							
81	6/27	vs. TB	7:05 PM	Apple TV+					
82	6/28	vs. TB	4:05 PM	MASN					
83	6/29	vs. TB	1:35 PM	MASN					
84	6/30	at TEX	8:05 PM	MASN					
JUNE TOTALS: 0-0			TEAM ERA: ---		TEAM AVG: ---				
85	7/1	at TEX	8:05 PM	MASN					
86	7/2	at TEX	8:05 PM	MASN					
	7/3	OFF DAY							
87	7/4	at ATL	7:15 PM	MASN					
88	7/5	at ATL	4:10 PM	MASN2					
89	7/6	at ATL	11:35 AM	Roku					
	7/7	OFF DAY							
90	7/8	vs. NYM	6:35 PM	MASN					
91	7/9	vs. NYM	7:05 PM	MASN					
92	7/10	vs. NYM	1:05 PM	MASN					
93	7/11	vs. MIA	7:05 PM	MASN					
94	7/12	vs. MIA	4:05 PM	MASN					
95	7/13	vs. MIA	1:35 PM	MASN					

	DATE	OPP.	W-L	SCORE	WP/LP/SV	REC	POS	GA/GB	ATT.
	7/14	Home Run Derby (Truist Park - Atlanta, GA)							
	7/15	MLB All-Star Game (Truist Park - Atlanta, GA)							
	7/16-17 All-Star Break								
96	7/18	at TB	7:35 PM	MASN2					
97	7/19	at TB	7:05 PM	MASN2					
98	7/20	at TB	12:10 PM	MASN2					
99	7/21	at CLE	6:40 PM	MASN2					
100	7/22	at CLE	6:40 PM	MASN2					
101	7/23	at CLE	6:40 PM	MASN2					
102	7/24	at CLE	1:10 PM	MASN					
103	7/25	vs. COL	7:05 PM	MASN					
104	7/26	vs. COL	7:05 PM	MASN					
105	7/27	vs. COL	1:35 PM	MASN					
106	7/28	vs. TOR	6:35 PM	MASN					
107	7/29-1	vs. TOR	12:35 PM	MASN					
108	7/29-2	vs. TOR	6:35 PM	MASN					
109	7/30	vs. TOR	12:35 PM	MASN					
JULY TOTALS:		0-0		TEAM ERA: ---		TEAM AVG: ---			
	110	8/1	at CHC	2:20 PM	MASN2				
	111	8/2	at CHC	2:20 PM	MASN2   FS1*				
	112	8/3	at CHC	2:20 PM	MASN2				
	113	8/4	at PHI	6:45 PM	MASN				
	114	8/5	at PHI	6:45 PM	MASN				
	115	8/6	at PHI	12:35 PM	MASN				
	8/7	OFF DAY							
	116	8/8	vs. ATH	7:05 PM	MASN				
	117	8/9	vs. ATH	7:05 PM	MASN				
	118	8/10	vs. ATH	1:35 PM	MASN				
	8/11	OFF DAY							
	119	8/12	vs. SEA	6:35 PM	MASN				
	120	8/13	vs. SEA	6:35 PM	MASN				
	121	8/14	vs. SEA	1:05 PM	MASN2				
	122	8/15	at HOU	8:10 PM	MASN2				
	123	8/16	at HOU	7:10 PM	MASN2				
	124	8/17	at HOU	2:10 PM	MASN				
	125	8/18	at BOS	7:10 PM	MASN				
	126	8/19	at BOS	7:10 PM	MASN				
	8/20	OFF DAY							
	127	8/21	vs. HOU	7:15 PM	FOX				
	128	8/22	vs. HOU	7:05 PM	MASN				
	129	8/23	vs. HOU	7:05 PM	MASN				
	130	8/24	vs. HOU	1:35 PM	MASN				
	131	8/25	vs. BOS	6:35 PM	MASN				
	132	8/26	vs. BOS	6:35 PM	MASN				
	133	8/27	vs. BOS	6:35 PM	MASN				
	134	8/28	vs. BOS	1:05 PM	MASN				
	135	8/29	at SF	10:15 PM	MASN2				
	136	8/30	at SF	7:15 PM	FOX				
	137	8/31	at SF	4:05 PM	MASN2				
AUGUST TOTALS:		0-0		TEAM ERA: ---		TEAM AVG: ---			
	138	9/1	at SD	6:40 PM	MASN2				
	139	9/2	at SD	9:40 PM	MASN2				
	140	9/3	at SD	4:10 PM	MASN2				
	9/4	OFF DAY							
	141	9/5	vs. LAD	7:05 PM	MASN				
	142	9/6	vs. LAD	7:05 PM	MASN				
	143	9/7	vs. LAD	1:35 PM	MASN				
	9/8	OFF DAY							
	144	9/9	vs. PIT	6:35 PM	MASN				
	145	9/10	vs. PIT	6:35 PM	MASN				
	146	9/11	vs. PIT	1:05 PM	MASN				
	147	9/12	at TOR	7:07 PM	MASN2				
	148	9/13	at TOR	3:07 PM	MASN2				
	149	9/14	at TOR	1:37 PM	MASN2				
	150	9/15	at CWS	7:40 PM	MASN2				
	151	9/16	at CWS	7:40 PM	MASN2				
	152	9/17	at CWS	2:10 PM	MASN2				
	153	9/18	vs. NYY	7:15 PM	FOX				
	154	9/19	vs. NYY	7:05 PM	MASN				
	155	9/20	vs. NYY	7:05 PM	MASN				
	156	9/21	vs. NYY	1:35 PM	MASN				
	9/22	OFF DAY							
	157	9/23	vs. TB	6:35 PM	MASN2				
	158	9/24	vs. TB	6:35 PM	MASN2   FS1*				
	159	9/25	vs. TB	1:05 PM	MASN				
	160	9/26	at NYY	7:05 PM	MASN				
	161	9/27	at NYY	1:05 PM	MASN				
	162	9/28	at NYY	3:05 PM	MASN				
SEPTEMBER TOTALS:		0-0		TEAM ERA: ---		TEAM AVG: ---			
*Indicates home sellout									
*Indicates out-of-market broadcast									
Pitchers in CAPS indicates complete game									
All times listed are Eastern									
MASN and MASN2 games can also be streamed locally via <a href="#">MASN+</a>									
All games broadcast on the Orioles Radio Network and 98 Rock 97.9 FM/HD2 & WBAL NewsRadio 1090 AM/101.5 FM									









DELAYS & POSTPONEMENTS			
DATE	OPPONENT (Reason)	TIME (Delay)	RESULT
4/25	at DET (inclement weather)	Postponed	Rescheduled for a DH on 4/26 Rescheduled for DH on 7/29
4/11	vs. TOR (rain)	Postponed	
TOTAL TIME OF DELAYS: 0:00 (21:58 in 2024)			
COLDEST GAME TIME TEMPERATURE: 45 degrees, April 5 at Kansas City (W, 8-1)			
WARMEST GAME TIME TEMPERATURE: 85 degrees, April 8 at Arizona (L, 4-3)			