

GAME INFORMATION

Atlanta Braves Baseball Communications Department • Truist Park • Atlanta, GA 30339
404.522.7630 | braves.com |  /braves |  @braves |  @bravescomms |  @braves



ATLANTA BRAVES (69-83, 4th NL East, -22.0)

at

WASHINGTON NATIONALS (62-90, 5th NL East, -29.0)

RH Hurston Waldrep (4-1, 2.78) vs. RH Brad Lord (5-8, 4.21)

Game No. 153 • Away Game No. 78

September 17, 2025 • 4:05 p.m. • Nationals Park • Washington, D.C. • FDSN

Best in Baseball

Matt Olson went 3-for-10 and collected a double, triple and a home run yesterday, driving in four combined runs in Atlanta's doubleheader sweep.


With the performance, Olson has now compiled 20.6 bWAR dating to the start of the 2022 season when he joined Atlanta, the most by any first baseman in baseball. He surpassed Freddie Freeman (20.5 bWAR) with yesterday's effort.


Since that 2022 season, Olson leads all first basemen in extra-base hits (297), total bases (1,221) and defensive runs saved (44), ranks second in homers (144) and RBI (431) and third in OPS (.862).


Braves Breakdown


| | |
|----------------------------------|---------|
| Overall | 69-83 |
| Home..... | 36-39 |
| Road | 33-44 |
| Day | 19-27 |
| Night | 50-56 |
| Current Streak..... | W4 |
| Last 5 Games | 4-1 |
| Last 10 Games | 5-5 |
| March/April..... | 14-16 |
| May..... | 13-14 |
| June..... | 11-15 |
| July..... | 8-17 |
| August..... | 16-13 |
| September | 7-8 |
| Vs. LHSP | 22-19 |
| Vs. RHSP | 47-64 |
| Series Opener..... | 24-25 |
| Series Opener at Home | 13-11 |
| Series Opener on Road | 11-14 |
| By Series | 18-28-2 |
| By Home Series..... | 9-14-1 |
| By Road Series..... | 9-14-1 |
| Rubber Games | 8-14 |
| Sweeps/Were Swept | 3-8 |
| Scored First | 40-23 |
| Opponent Scored First..... | 29-60 |
| 1-run games | 19-34 |
| 1 or 2 run games..... | 28-44 |
| Comeback Wins | 37-31 |
| Last AB Wins | 19-19 |
| Walkoff Wins | 5-11 |
| Extra Innings | 8-8 |
| Led After 6 | 50-10 |
| Led After 7 | 51-8 |
| Led After 8 | 58-2 |
| Tied After 6..... | 7-13 |
| Tied After 7..... | 9-11 |
| Tied After 8..... | 10-13 |
| Behind After 6..... | 12-60 |
| Behind After 7..... | 9-64 |
| Behind After 8..... | 1-68 |
| Division Games | 27-21 |
| Vs. Other Divisions | 42-62 |
| Vs. A.L. Teams | 19-26 |
| Vs. N.L. Teams..... | 50-57 |
| Vs. A.L. East..... | 6-12 |
| Vs. A.L. Central..... | 9-3 |
| Vs. A.L. West..... | 4-11 |
| Vs. N.L. East | 27-21 |
| Vs. N.L. Central | 14-14 |
| Vs. N.L. West | 9-22 |
| Hit 0 HR | 16-35 |
| Hit 1+ HR..... | 53-48 |
| Hit 2+ HR..... | 33-16 |
| Scored 3 or Fewer Runs | 6-61 |
| Scored 4 or More Runs | 63-22 |
| Scored 5 or More Runs | 50-12 |
| Allowed 3 or Fewer Runs..... | 48-21 |
| Allowed 4 or More Runs..... | 21-62 |
| Allowed 5 or More Runs..... | 12-51 |
| More Hits than Opponent | 58-20 |
| Fewer Hits than Opponent | 7-58 |
| Committed No Errors | 52-50 |
| Committed 1 or More Errors..... | 17-33 |
| Before All-star Game | 42-53 |
| After All-star Game..... | 27-30 |
| Starter Goes at least 5 inn..... | 58-49 |
| Starter Goes at least 6 inn..... | 41-28 |
| Starter Goes at least 7 inn..... | 20-7 |


TODAY GAMES: The Braves and Nationals today conclude a four-game mid-week series with the 10th of 13 matchups between the teams this season...The two clubs are set to play seven times in a span of 10 days, including a three-game series at Truist Park in Atlanta next week.

 Atlanta swept a pair of games in yesterday's doubleheader, and have won all three games in this series...The Braves are 6-3 in nine total games between the two clubs this season.


 No team in baseball beat the Braves more last season than the Nationals, when Atlanta went 5-8 in 13 total games between the clubs...The Braves had not lost even six games to the Nationals since 2019 when it went 11-8 in 19 games, and had not dropped the season set since going 9-10 in 2017.


 After yesterday's wins Atlanta is now 35-15 (.700) over its last 50 games here at Nationals Park since the start of the 2019 season...The Braves have outscored the Nationals, 298-189 (+109), here over those seven years.


 RH Hurston Waldrep is set today to make the 10th start and 11th appearance of his major league career, and his second versus Washington...The 6-foot-2, 210-pound Georgia native made his major league debut here at Nationals Park last June, and allowed four hits, four walks and seven runs over just 3.2 innings in the loss...The right-hander took his only loss of the season in his last turn, last Friday vs. Houston, after allowing a career-most eight runs over 4.2 innings.

 RH Brad Lord has made three career relief appearances against Atlanta, and is slated tonight to make his first start against the club...The 6-foot-3, 210-pound Floridian allowed two runs and fanned eight over 5.0 innings (3.60 ERA) in his three games in relief, all of which came this May...The rookie right-hander has made each of his last 10 appearances this season from the rotation, and is 3-3 with a 5.19 ERA (29 ER/50.1 IP) in that span.

FOUR-GAME SWEEP?: Atlanta has won each of the first three games of this series, and will play for the four-game sweep this afternoon...The Braves have not swept a four-game set since taking all four from the Rockies in June of 2023.

 The Braves have never swept the Nationals/Expos franchise in a four-game series...Atlanta has won four games in a series against the club once, going 4-1 in a five-game set in 1996.


 Atlanta has won four straight games overall after a victory over Houston in the final game of that series on Sunday...The Braves have just one longer winning streak this season, playing to five consecutive wins from August 13 to August 17.


 The Braves have outscored the Nationals, 22-6, over these three games, and have a +21 run differential (30-9) over the four straight wins.


Braves vs. Nationals


| | 2024 | 2025 | All-Time |
|-------------------------------|------|------|----------|
| Overall | 5-8 | 6-3 | 430-387 |
| at Atlanta | 3-4 | 3-1 | 223-186 |
| at Truist Park | --- | --- | 38-33 |
| at Turner Field ('97-'16) | --- | --- | 101-72 |
| at Montreal/Washington | 2-4 | 3-2 | 207-201 |
| at Washington (since '05) | --- | --- | 89-91 |
| at Nationals Park (since '08) | --- | --- | 76-77 |

STREAK WEEK: Several Braves enter today's game riding notable streaks.


 Matt Olson has at least one extra-base hit **and** at least one RBI in five consecutive games, both of which are the longest such runs in baseball...He has not had longer streaks of either since concurrent seven-game runs last August.


 Tyler Kinley tossed 2.0 scoreless innings in Game 2 last night, and his 17.1 consecutive scoreless frames stand as the longest active scoreless streak in baseball...It is the longest scoreless streak of his career.


 Ozzie Albies has gone 29 consecutive at-bats without going down on strikes, tied with Vladimir Guerrero Jr. for the longest at-bat streak without a strikeout in baseball.

 Raisel Iglesias converted his 15th consecutive save in Game 1 yesterday afternoon, the longest active saves streak in the majors.


DRAKE BALDWIN: Came off the bench and delivered a pinch-hit, go-ahead double in last night's 10th inning to plate the game's first run...The run would stand as the game-winning RBI.


 Per TruMedia, Baldwin now has 11 RBI this season in either game-tying or go-ahead plate appearance opportunities in the seventh inning or later, the most by a rookie in baseball.


 Baldwin's 69 total RBI are the most by a rookie in the NL this season...Since the Braves moved to Atlanta in 1966, just seven rookies have plated more in their debut seasons - Earl Williams (87 in 1971), Chipper Jones (86 in 1995), David Justice (78 in 1990), Dusty Baker (76 in 1972), Freddie Freeman (76 in 2011), Jason Heyward (72 in 2010) and Andruw Jones (70 in 1997).

 Baldwin leads all NL rookies (min. 200 at-bats) in RBI, ranks second in homers (16) and slugging percentage (.437), and fourth in average (.266) and total bases (159).

TWO-FIFTY FOR IGGY: Raisel Iglesias pitched a scoreless ninth inning in Game 1 yesterday afternoon to record his 15th consecutive save, his 26th of the season and the 250th of his career.

 Iglesias became just the 40th pitcher in history to convert at least 250 saves, and just the fifth active to do so...He joined Kenley Jansen (474), Craig Kimbrel (440), Aroldis Chapman (365) and Edwin Díaz (251).

 Since assuming Atlanta's primary closer role in 2023, Iglesias' 93 saves are most in the National League and fourth most in all of baseball.

 Iglesias owns a 1.40 ERA (6 ER/38.2 IP) over his last 40 games dating to June 9, and has lowered his ERA in this span by 3.30 points for the season. (6.75 to 3.45)...His 1.4 fWAR since that date is best in the NL.

Upcoming Schedule and Probable Pitchers

| DATE | OPP. | PROBABLE PITCHERS | TV | TIME |
|--|--------|---|------|-------|
| Thur, Sept. 18 | | OPEN DATE | | |
| Fri, Sept. 19 | at DET | RH Bryce Elder (7-10, 5.56) vs. TBA | FDSN | 6:40p |
| Sat, Sept. 20 | at DET | LH Joey Wentz (5-6, 5.56) vs. TBA | FDSN | 1:10p |
| Sun, Sept. 21 | at DET | RH Spencer Strider (6-13, 4.64) vs. TBA | FDSN | 1:40p |
| All times listed are Eastern; All games broadcast on 680 The Fan and the Braves Radio Network FDSN - FanDuel Sports Network | | | | |

Braves Bullpen Briefs

Dylan Dodd • LHP • 6-2 • 210 • 27 yrs • #46

Cutter (56.2%) -- Four-Seam (35.2%) -- Slider (8.6%)

| W-L | ERA | G | IP | H | R | ER | HR | BB | SO | FIP | WHIP | H/9 | BB/9 | K/9 |
|-----|------|----|------|----|----|----|----|----|----|------|-------|-----|------|-----|
| 0-0 | 3.38 | 24 | 32.0 | 24 | 12 | 12 | 5 | 4 | 29 | 3.83 | 0.875 | 6.8 | 1.1 | 8.2 |

Saves/Opp: 0/1 **Holds:** 1 **1st Batter/Retired:** 23/15 **Inherited Runners/Scored:** 20/8

- **Splits** - Lefties: .317 (13-for-41) -- Righties: .147 (11-for-75) -- Home: 0-0, 4.34 ERA -- Away: 0-0, 2.03 ERA
- Pitched 3.2 scoreless innings of relief, Sept. 13 vs. HOU...It was the longest relief appearance of his career, and the longest scoreless relief outing by a Brave since Spencer Strider went 4.0 scoreless out of the pen on May 6, 2022.
- Is pitching primarily as a reliever for the first time this season...Has made 24 appearances with Atlanta and 24 with Triple-A Gwinnett out of the bullpen, after making 72 starts as a professional over the previous four years.
- Has issued seven total walks over 57.1 innings between Atlanta & Gwinnett this season, compared to 61 strikeouts.

Dane Dunning • RHP • 6-4 • 225 • 30 yrs • #34

Cutter (40.5%) -- Sinker (29.1%) -- Changeup (17.4%) -- Slider (9.4%) -- Knuckle Curve (3.1%)

| W-L | ERA | G | IP | H | R | ER | HR | BB | SO | FIP | WHIP | H/9 | BB/9 | K/9 |
|-----|------|----|------|----|----|----|----|----|----|------|-------|------|------|-----|
| 0-0 | 6.86 | 11 | 19.2 | 22 | 16 | 15 | 4 | 7 | 20 | 5.13 | 1.475 | 10.1 | 3.2 | 9.2 |

Saves/Opp: 2/2 **Holds:** 0 **1st Batter/Retired:** 11/7 **Inherited Runners/Scored:** 2/2

- **Splits** - Lefties: .237 (9-for-38) -- Righties: .317 (13-for-41) -- Home: 0-0, 5.54 ERA -- Away: 0-0, 9.45 ERA
- Was recalled, Sept. 8, for his third stint with Atlanta...In 11 total MLB games this season between the Braves & Rangers, all in relief, he has pitched to a 6.86 ERA (15 ER/19.2 IP).
- Fourteen of his 17 minor league outings in 2025 have been starts...At the Triple-A level, has gone 4-2 with a 4.81 ERA (36 ER/67.1 IP) with 63 strikeouts.
- On July 17, the Braves acquired Dunning from the Texas Rangers in exchange for RHP José Ruiz and cash.

Raisel Iglesias • RHP • 6-2 • 190 • 35 yrs • #26

Four-Seam (38.7%) -- Changeup (27.9%) -- Sinker (23.1%) -- Slider (10.4%)

| W-L | ERA | G | IP | H | R | ER | HR | BB | SO | FIP | WHIP | H/9 | BB/9 | K/9 |
|-----|------|----|------|----|----|----|----|----|----|------|-------|-----|------|-----|
| 4-6 | 3.45 | 65 | 62.2 | 50 | 25 | 24 | 8 | 14 | 68 | 3.40 | 1.021 | 7.2 | 2.0 | 9.8 |

Saves/Opp: 26/31 **Holds:** 2 **1st Batter/Retired:** 65/49 **Inherited Runners/Scored:** 9/5

- **Splits** - Lefties: .211 (26-for-123) - Righties: .220 (24-for-109) - Home: 3-4, 4.25 ERA - Away: 1-2, 2.36 ERA
- He has converted 15 consecutive save opportunities, last blowing a chance on July 26 at Texas...It is the longest consecutive saves streak in the majors.
- Owns a 1.40 ERA (6 ER/38.2 IP) over his last 40 games dating to June 9, and has lowered his ERA in this span by 3.30 points for the season. (6.75 to 3.45)...His **1.4 fWAR since that date is best in the NL**.
- Became the 40th pitcher in history, and fifth active, with 250 saves when he converted on Sept. 16 vs. WSH.
- Was named NL Reliever of the Month for August, the third consecutive August in which he has won the award.
- Collected his 20th save of the season, August 19 vs. CWS...This year marks the seventh 20-save season of his career, and his third consecutive with Atlanta...His **94 saves with the Braves rank fifth in franchise history**.

Pierce Johnson • RHP • 6-2 • 202 • 34 yrs • #38

Curveball (72.2%) -- Four-Seam (22.5%) -- Cutter (5.3%)

| W-L | ERA | G | IP | H | R | ER | HR | BB | SO | FIP | WHIP | H/9 | BB/9 | K/9 |
|-----|------|----|------|----|----|----|----|----|----|------|-------|-----|------|-----|
| 3-3 | 2.43 | 60 | 55.2 | 43 | 16 | 15 | 6 | 18 | 55 | 3.60 | 1.096 | 7.0 | 2.9 | 8.9 |

Saves/Opp: 1/4 **Holds:** 14 **1st Batter/Retired:** 60/48 **Inherited Runners/Scored:** 27/9

- **Splits** - Lefties: .247 (21-for-85) - Righties: .196 (22-for-112) - Home: 2-0, 0.94 ERA -- Away: 1-3, 4.00 ERA
- Owns career bests in ERA (2.43), bWAR (1.5), WHIP (1.096) & walks per 9.0 (2.9) this season.
- His 1.39 ERA (5 ER/32.1 IP) dating to June 13 is second best in the NL among pitchers with as many games...He trails just teammate Tyler Kinley (1.38)
- Has thrown 649 curveballs curveballs this season, and throws the pitch 72.2% of the time...No other reliever in baseball has thrown even 400 curveballs this year.

Tyler Kinley • RHP • 6-4 • 220 • 34 yrs • #45

Slider (64.1%) -- Four-Seam (23.7%) -- Curveball (11.3%) -- Changeup (0.9%)

| W-L | ERA | G | IP | H | R | ER | HR | BB | SO | FIP | WHIP | H/9 | BB/9 | K/9 |
|-----|------|----|------|----|----|----|----|----|----|------|-------|-----|------|-----|
| 6-3 | 4.12 | 68 | 67.2 | 50 | 34 | 31 | 5 | 33 | 70 | 3.64 | 1.227 | 6.7 | 4.4 | 9.3 |

Saves/Opp: 3/6 **Holds:** 12 **1st Batter/Retired:** 68/55 **Inherited Runners/Scored:** 25/9

- **Splits** - Lefties: .204 (23-for-113) - Righties: .194 (27-for-139) - 2ome: 2-1, 5.17 ERA - Away: 4-2, 3.22 ERA
- Owns a scoreless streak of 17.1 consecutive innings spanning his last 16 appearances...It is the longest active scoreless streak in baseball, and the longest of his career.
- Atlanta acquired him via trade from Colorado on July 30, and through 19 appearances with the Braves he owns a 5-0 record with a 0.45 ERA (1 ER/20.0 IP)...He pitched to a 5.66 ERA in 49 games with Colorado.
- Owns 1.1 bWAR in just 19 games with the Braves...Compiled -0.4 bWAR over 134 games with the Rockies since the start of 2023.

Dylan Lee • LHP • 6-3 • 214 • 31 yrs • #52

Slider (55.8%) -- Four-Seam (31.2%) -- Changeup (13.0%)

| W-L | ERA | G | IP | H | R | ER | HR | BB | SO | FIP | WHIP | H/9 | BB/9 | K/9 |
|-----|------|----|------|----|----|----|----|----|----|------|-------|-----|------|-----|
| 2-4 | 3.20 | 70 | 64.2 | 51 | 25 | 23 | 12 | 14 | 69 | 4.07 | 1.005 | 7.1 | 1.9 | 9.6 |

Saves/Opp: 2/9 **Holds:** 16 **1st Batter/Retired:** 70/56 **Inherited Runners/Scored:** 29/7

- **Splits** - Lefties: .204 (21-for-103) - Righties: .226 (30-for-133) - Home: 1-1, 3.48 ERA - Away: 1-3, 2.90 ERA
- Owns a 5.33 ERA over 32 games dating to July 1...Pitched to a 1.67 ERA in 38 games through June 30.
- Has thrown his slider 575 times, and has surrendered just 21 hits on it...**Among pitchers that have thrown as many, those 21 hits are the fewest in Major League Baseball**.
- Owns the fifth-best ERA (2.68) of any left-handed pitcher with at least 100 appearances since the 2024 season.

Hunter Stratton • RHP • 6-4 • 225 • 28 yrs • #65

Four-Seam (48.4%) -- Slider (27.9%) -- Cutter (20.5%) -- Sinker (1.8%) -- Split Finger (1.4%)

| W-L | ERA | G | IP | H | R | ER | HR | BB | SO | FIP | WHIP | H/9 | BB/9 | K/9 |
|-----|------|----|------|----|----|----|----|----|----|------|-------|------|------|-----|
| 1-1 | 6.28 | 10 | 14.1 | 22 | 11 | 10 | 2 | 5 | 10 | 5.24 | 1.884 | 13.8 | 3.1 | 6.3 |

Saves/Opp: 1/1 **Holds:** 1 **1st Batter/Retired:** 10/5 **Inherited Runners/Scored:** 7/5

- **Splits** - Lefties: .464 (13-for-28) -- Righties: .257 (9-for-35) -- Home: 0-0, 12.27 ERA -- Away: 0-1, 4.22 ERA
- Was recalled by Atlanta on Friday, his fifth stint with the club after being acquired from the Pirates on July 1...Owns a 2.31 ERA (3 ER/11.2 IP) over seven total games with the Braves, and earned the win yesterday.
- Before his Braves debut on July 25, all of his major league experience had come with the Pittsburgh Pirates, including three games this season...Has pitched to a 2-1 lifetime record and a 3.71 lifetime ERA (25 ER/60.2 IP).
- In 11 games with Triple-A Gwinnett (10) and Double-A Columbus (1) this season, has pitched to a 1.46 ERA.

Nathan Wiles • RHP • 6-4 • 228 • 27 yrs • #71

Changeup (37.5%) -- Four-Seam (37.5%) -- Cutter (25.0%)

| W-L | ERA | G | IP | H | R | ER | HR | BB | SO | FIP | WHIP | H/9 | BB/9 | K/9 |
|-----|-------|---|-----|---|---|----|----|----|----|------|-------|------|------|-----|
| 0-0 | 27.00 | 1 | 1.0 | 4 | 3 | 3 | 0 | 0 | 1 | 1.12 | 4.000 | 36.0 | 0.0 | 9.0 |

Saves/Opp: 0/0 **Holds:** 0 **1st Batter/Retired:** 1/0 **Inherited Runners/Scored:** 0/0

- **Splits** - Lefties: 1.000 (3-for-3) -- Righties: .333 (1-for-3) -- Home: 0-0, 27.00 ERA -- Away: 0-0, ---
- Was recalled yesterday...His only appearance this year, April 22 vs. STL, marked his major league debut.
- Has pitched in 25 games and made 19 starts for Triple-A Gwinnett this season, his first in the Braves' system...Is 6-8 with a 3.04 ERA (38 ER/112.2 IP) with the Stripers, with 105 strikeouts.
- Attended the University of Oklahoma, where he was teammates with Arizona Cardinals quarterback Kyler Murray and Nationals starting pitcher Jake Irvin.

Team Bullpen Totals

W-L: 29-26 **SV-OPP:** 30-50 **ERA:** 4.25

IP: 533.1 **R:** 272 **ER:** 252

HITS/HR: 467/72 **BB:** 210 **SO:** 515

1st Batter Faced/Retired/Pct.: 484/342 (70.7%)

Inherited Runners/Scored/Pct.: 206/82 (39.8%)

Home ERA: 4.58 **Road ERA:** 3.87

Braves Bullpen By Month

| Month | W-L | ERA | SV-OP | IP | H | R | ER | BB | SO | HR |
|-----------|-----|------|-------|-------|-----|----|----|----|-----|----|
| April | 8-3 | 3.59 | 6-10 | 85.1 | 58 | 35 | 34 | 40 | 81 | 9 |
| May | 3-5 | 3.26 | 4-8 | 85.2 | 77 | 37 | 31 | 36 | 87 | 8 |
| June | 1-1 | 3.40 | 2-4 | 76.2 | 64 | 31 | 29 | 25 | 83 | 7 |
| July | 4-6 | 6.02 | 4-8 | 104.2 | 100 | 76 | 70 | 43 | 102 | 17 |
| August | 8-2 | 3.76 | 11-13 | 107.2 | 100 | 47 | 45 | 36 | 90 | 17 |
| September | 3-2 | 5.06 | 3-5 | 53.1 | 48 | 33 | 30 | 23 | 53 | 10 |

Bullpen Ranks

| | ERA | IP | *H | *BB/9 | K/9 | *HR/9 | HLD | SV |
|-------------------|------|------|-----|-------|------|-------|------|------|
| N.L. Rank: | 9th | 12th | 3rd | 9th | 6th | 11th | 14th | 14th |
| MLB Rank: | 19th | 24th | 6th | 17th | 14th | 21st | 28th | 27th |

**1st = Best*

Most Recent Appearances

DYLAN DODD

| DATE | OPP | DEC. | IP | H | R | ER | BB | SO | HR |
|--------|---------|-----------|-----|---|---|----|----|----|----|
| 8/30 | at PHI | BS, 1 | 0.1 | 1 | 0 | 0 | 0 | 1 | 0 |
| 8/31 | at PHI | ND | 0.1 | 1 | 0 | 0 | 0 | 0 | 0 |
| 9/2 | at CHI | ND | 1.0 | 0 | 0 | 0 | 0 | 0 | 0 |
| 9/7 | vs. SEA | ND | 3.1 | 5 | 3 | 3 | 0 | 2 | 1 |
| 9/13 | vs. HOU | ND | 3.2 | 0 | 0 | 0 | 2 | 4 | 0 |
| Last 5 | | 0-0, 3.12 | 8.2 | 7 | 3 | 3 | 2 | 7 | 1 |

DANE DUNNING

| DATE | OPP | DEC. | IP | H | R | ER | BB | SO | HR |
|---------------|----------|-----------|-----|---|---|----|----|----|----|
| 8/19 | vs. CWS | ND | 1.0 | 0 | 0 | 0 | 0 | 2 | 0 |
| 8/24 | at MEM^ | L, 3-2 | 4.0 | 8 | 5 | 5 | 0 | 2 | 0 |
| 8/30 | vs. NOR^ | W, 4-2 | 5.0 | 8 | 3 | 3 | 3 | 2 | 0 |
| 9/5 | vs. DUR^ | ND | 1.0 | 5 | 6 | 4 | 1 | 1 | 0 |
| 9/12 | vs. HOU | ND | 2.1 | 5 | 3 | 2 | 0 | 2 | 1 |
| Last 2 w/ ATL | | 0-0, 5.40 | 3.1 | 5 | 3 | 2 | 0 | 4 | 1 |

RAISEL IGLESIAS

| DATE | OPP | DEC. | IP | H | R | ER | BB | SO | HR |
|--------|-----------|-----------|-----|---|---|----|----|----|----|
| 9/5 | vs. SEA | S, 24 | 1.0 | 0 | 0 | 0 | 0 | 1 | 0 |
| 9/8 | vs. CHI | S, 25 | 1.0 | 0 | 0 | 0 | 0 | 1 | 0 |
| 9/10 | vs. CHI | ND | 1.0 | 2 | 0 | 0 | 1 | 0 | 0 |
| 9/14 | vs. HOU | ND | 1.0 | 0 | 0 | 0 | 0 | 2 | 0 |
| 9/16 | at WSH[1] | S, 26 | 1.0 | 0 | 0 | 0 | 1 | 2 | 0 |
| Last 5 | | 0-0, 0.00 | 5.0 | 2 | 0 | 0 | 2 | 6 | 0 |

PIERCE JOHNSON

| DATE | OPP | DEC. | IP | H | R | ER | BB | SO | HR |
|--------|-----------|-----------|-----|---|---|----|----|----|----|
| 9/6 | vs. SEA | ND | 0.2 | 0 | 0 | 0 | 0 | 1 | 0 |
| 9/8 | vs. CHI | H, 14 | 0.2 | 0 | 0 | 0 | 0 | 0 | 0 |
| 9/10 | vs. CHI | ND | 1.0 | 2 | 0 | 0 | 0 | 1 | 0 |
| 9/14 | vs. HOU | ND | 1.0 | 1 | 0 | 0 | 0 | 1 | 0 |
| 9/16 | at WSH[1] | ND | 1.0 | 2 | 1 | 1 | 0 | 1 | 0 |
| Last 5 | | 0-0, 2.08 | 4.1 | 5 | 1 | 1 | 0 | 4 | 0 |

TYLER KINLEY

| DATE | OPP | DEC. | IP | H | R | ER | BB | SO | HR |
|--------|-----------|-----------|-----|---|---|----|----|----|----|
| 9/5 | vs. SEA | W, 5-3 | 1.0 | 0 | 0 | 0 | 0 | 0 | 0 |
| 9/8 | vs. CHI | H, 12 | 1.0 | 0 | 0 | 0 | 0 | 1 | 0 |
| 9/10 | vs. CHI | ND | 1.1 | 0 | 0 | 0 | 1 | 2 | 0 |
| 9/13 | vs. HOU | ND | 1.0 | 0 | 0 | 0 | 0 | 0 | 0 |
| 9/16 | at WSH[2] | W, 6-3 | 2.0 | 2 | 0 | 0 | 0 | 1 | 0 |
| Last 5 | | 2-0, 0.00 | 6.1 | 2 | 0 | 0 | 1 | 4 | 0 |

DYLAN LEE

| DATE | OPP | DEC. | IP | H | R | ER | BB | SO | HR |
|--------|---------|-----------|-----|---|---|----|----|----|----|
| 9/5 | vs. SEA | BS, 7 | 0.1 | 2 | 0 | 0 | 0 | 1 | 0 |
| 9/9 | vs. CHI | ND | 1.0 | 0 | 0 | 0 | 0 | 1 | 0 |
| 9/10 | vs. CHI | ND | 0.2 | 0 | 0 | 0 | 0 | 1 | 0 |
| 9/14 | vs. HOU | H, 16 | 1.0 | 0 | 0 | 0 | 0 | 1 | 0 |
| 9/15 | at WSH | ND | 1.0 | 0 | 0 | 0 | 0 | 0 | 0 |
| Last 5 | | 0-0, 0.00 | 4.0 | 2 | 0 | 0 | 0 | 4 | 0 |

HUNTER STRATTON

| DATE | OPP | DEC. | IP | H | R | ER | BB | SO | HR |
|---------------|----------|-----------|-----|---|---|----|----|----|----|
| 9/1 | at CHI | ND | 1.0 | 2 | 1 | 1 | 0 | 0 | 0 |
| 9/4 | vs. DUR^ | ND | 1.0 | 1 | 1 | 1 | 0 | 0 | 1 |
| 9/6 | vs. DUR^ | ND | 1.0 | 0 | 0 | 0 | 0 | 1 | 0 |
| 9/11 | at NSH^ | ND | 0.0 | 2 | 1 | 0 | 0 | 0 | 0 |
| 9/14 | vs. HOU | W, 1-1 | 2.0 | 2 | 1 | 1 | 1 | 2 | 1 |
| Last 2 w/ ATL | | 1-0, 6.00 | 3.0 | 4 | 2 | 2 | 1 | 2 | 1 |

NATHAN WILES

| DATE | OPP | DEC. | IP | H | R | ER | BB | SO | HR |
|----------------|-----------|-----------|------|----|---|----|----|----|----|
| 8/15 | vs. LOU*^ | L, 5-8 | 4.1 | 6 | 3 | 3 | 4 | 2 | 2 |
| 8/20 | at MEM^ | S, 1 | 3.0 | 5 | 3 | 3 | 2 | 1 | 0 |
| 8/26 | vs. NOR^ | ND | 2.0 | 1 | 0 | 0 | 1 | 0 | 0 |
| 9/4 | vs. DUR*^ | ND | 5.0 | 4 | 0 | 0 | 0 | 5 | 0 |
| 9/10 | at NAS^ | W, 6-8 | 2.0 | 3 | 0 | 0 | 0 | 4 | 0 |
| Last 5 w/ MiLB | | 1-1, 3.31 | 16.1 | 19 | 6 | 6 | 7 | 12 | 2 |

*^ with Gwinnett; * as starter*

| Braves Bits | |
|--|--|
| Ronald Acuña Jr. • OF • 6-0 • 205 • 27 yrs • #13 | |
| WSH Series: .500 (5–10, 2 R, HR, 5 BB) Last HR: 9/15/25 at WSH (O. Ribalta) | |
| Road Trip: .500 (5–10, 2 R, HR, 5 BB) Current Streak: 0-2 (3 BB) | |
| Season Long Streak: 8 games (2x, last: 6/9-18, .577, 15-for-26, 4 HR, 7 RBI, 11 R, 9 BB) | |
| <ul style="list-style-type: none">On September 8, snapped his 25-at-bat hitless spell, which was the longest of his career and the longest active in MLB.Reached base five times on August 27 without recording a hit, becoming one of just four major leaguers since 2020 to do so...Joey Bart (PIT) was the last to do so on August 1 earlier this season...Only five Braves have done it in the franchise's modern era, the last being Dale Murphy (5 BB, April 22, 1983).Has three leadoff home runs this season and 37 in his career – most in Braves franchise history. | |
| Ozzie Albies • INF • 5-8 • 165 • 28 yrs • #1 | |
| WSH Series: .154 (2–13, R, 2 RBI, BB) Last HR: 9/8/25 vs. CHC (S. Imanaga) | |
| Road Trip: .154 (2–13, R, 2 RBI, BB) Current Streak: 0-8 | |
| Season Long Streak: 14 games (5/13-5/29, 18-for-52, HR, 4 2B, 7 RBI, 8 R, 7 BB, HBP) | |
| <ul style="list-style-type: none">In 44 games since July 29, is batting .375 (24-for-64) against left-handed pitching... Among MLB hitters with at least 60 plate apperances against lefties since then, that average is the best.Has hit six of his 16 home runs in his last 21 games.Has been successful in 81.0% of his career steal attempts, the best percentage in franchise history (min. 75 attempts).Since August 26, his 11 extra-base hits are tied for eighth in Major League Baseball.In his last 34 games, dating to August 12, has scored 20 runs and logged seven doubles, seven home runs and 26 RBI...Has slashed .286/.313/.500 (40-for-140) with an .813 OPS.From August 27-28, had nine RBI in two games – and is the only Brave since 2021 to meet that criteria...Has done so two other times since then.On August 23 appeared in his 1,000th game with Atlanta, becoming in first Brave to cross the milestone since Freddie Freeman in 2014. | |
| Nick Allen • INF • 5-8 • 166 • 26 yrs • #2 | |
| WSH Series: .000 (0-2) Last HR: 4/25/24 at NYY (N. Cortes) | |
| Road Trip: .000 (0-2) Current Streak: 0-3 | |
| Season Long Streak: 5 games (5/15-5/20, 6-for-16, 3 RBI, 2 R, 3 BB, SB) | |
| <ul style="list-style-type: none">Hasn't homered in 397 consecutive at-bats, dating to April 25, 2024...That's the longest active streak in MLB.Defensively, he ranks sixth in the majors, regardless of position, in Outs Above Average (17, tied)...Is tied for fourth among shortstops in Defensive Runs Saved (13) behind Taylor Walls (TB, 17), Corey Seager (TEX, 16) and Mookie Betts (15). | |
| Nacho Alvarez Jr. • INF • 5-10 • 190 • 22 yrs • #67 | |
| WSH Series: .167 (1-6, R) Last HR: --- | |
| Road Trip: .167 (1-6, R) Current Streak: 0-3 | |
| Season Long Streak: 7 games (8/17-23, 11-for-27, 6 R, 3 2B, 3 RBI, BB) | |
| <ul style="list-style-type: none">Since July 19, ranks second on the team in doubles (12) behind Matt Olson.Has 24 hits in his last 30 games, including at least one knock in 18 of those 30 contests.His seven-game hitting streak came to an end on August 24...It was the longest by an Atlanta rookie infielder since 2018...Alvarez batted .407 (11-for-27) during the streak. | |
| Drake Baldwin • C • 6-0 • 210 • 24 yrs • #30 | |
| WSH Series: .364 (4–11, 2B, 2 R, HR, 5 RBI) Last HR: 9/15/25 at WSH (O. Ribalta) | |
| Road Trip: .364 (4–11, 2B, 2 R, HR, 5 RBI) Current Streak: 1 game (1–1, 2B, RBI) | |
| Season Long Streak: 7 games (4/4-4/20, 9-for-24, 2 HR, 2 2B, 6 RBI, 2 R, 2 BB) | |
| <ul style="list-style-type: none">MLB Rookie Ranks (min. 100 games): RBI (2nd, 69), slugging percentage (3rd, .437), home runs (3rd, 16), OPS (4th, .771), batting average (8th, .266), OBP (8th, .334), total bases (7th, 159).Since 1995, just two other Atlanta rookie catchers have hit multiple go-ahead homers in a single season: William Contreras (3, 2021) and Jarrod Saltalamacchia (2, 2007).Baldwin recorded 10 RBI in the Miami Series (August 7-9), the most by any Braves rookie in a single series in the Atlanta era (since 1966).Baldwin has hit the second-most homers by an Atlanta rookie catcher, only trailing Earl Williams (33, 1971). | |
| Vidal Bruján • INF • 5-9 • 180 • 27 yrs • #17 | |
| WSH Series: .333 (2-6, R, 2B, 2 RBI) Last HR: 8/10/24 vs. SD (M. Waldron) | |
| Road Trip: .333 (2-6, R, 2B, 2 RBI) Current Streak: 0-2 | |
| Season Long Streak: 4 games (8/18-23), 7-7, .571, 2 R, 2 RBI) | |
| <ul style="list-style-type: none">This season, the switch-hitter has batted .243 (17-for-70) against right-handed pitchers and .214 (3-for-14) against southpaws.In 2020, peaked at No. 45 in MLB.com's prospect rankings while in Tampa Bay's system. | |
| Michael Harris II • OF • 6-0 • 195 • 24 yrs • #23 | |
| WSH Series: .417 (5-12, 3 R, 2B) Last HR: 8/27/25 at MIA (F. Tarnok) | |
| Road Trip: .417 (5-12, 3 R, 2B) Current Streak: 4 games (6-16, 3 R, 2B) | |
| Season Long Streak: 12 games (8/8-19, .471, 24-for-51, 6 HR, 4 2B, 17 RBI, 11 R) | |
| <ul style="list-style-type: none">Since August 9, is tied for seventh in Major League Baseball with 28 RBI.From July 22-August 18, led the majors in hits (46), batting average (.426), slugging percentage (.778), triples (3), extra-base hits (19, tied), total bases (84) and OPS (1.214).Is one of seven qualified batters with a higher home run (2.8%) rate than walk rate (2.3%), and one of just two in the N.L.... The last Brave to do so throughout a full season was Jeff Francoeur in 2006.He's turned in 21 multi-hit efforts dating to July 22 vs. San Francisco, tied for second most in Major League Baseball behind Julio Rodríguez (SEA, 24).Has drawn just 14 walks this season, the fewest among MLB qualifiers...The player with the second-fewest, Lenyn Sosa (CWS), has walked 18 times.From July 22-August 18, recorded 46 hits in a 26-game span, the most by any Brave in 26 games since Martín Prado in 2010 (47 hits)...Harris is the only player with a matching span this season, and the first since Bobby Witt Jr. (47 hits) last season. | |
| Ha-Seong Kim • INF • 5-10 • 200 • 29 yrs • #9 | |
| WSH Series: .400 (4-10, 4 R, 2B, BB) Last HR: 9/3/25 at CHC (D. Pomeranz) | |
| Road Trip: .400 (4-10, 4 R, 2B) Current Streak: 5 games (8-17, 5 R, 2B, 2 RBI, 2 BB) | |
| Season Long Streak: 4 games (8/13-17, 6-for-15, R, 2B, 2 SB) | |
| <ul style="list-style-type: none">In 38 games this season, has slashed .250/.320/.348 (33-for-132) with seven extra-base hits.From 2022-23, accumulated 10.4 bWAR, 10th-most in the N.L. and 18th-most in Major League Baseball.Is a .308 career batter at Truist Park (23-for-78), including three home runs and 14 RBI...Has an .858 OPS in the venue.Won a Gold Glove Award as a utility man in 2023 for San Diego.Finished 14th in National League MVP voting in 2023 after he slashed .260/.351/.398. | |

| Sandy León • C • 5-10 • 235 • 36 yrs • #8 | |
|---|--|
| WSH Series: .000 (0-3) Last HR: 9/14/25 vs. HOU (C. Kimbrel) | |
| Road Trip: .000 (0-3) Current Streak: 0-3 | |
| Season Long Streak: 1 game (9/14, 1-4, 3 RBI) | |
| <ul style="list-style-type: none">On September 14, homered in just his fifth major league at-bat this season, and for the first time since September 22, 2021 while with the Miami Marlins...Homered off Craig Kimbrel, his former teammate and fellow champion of the 2018 World Series.León's 8.00 AB/HR ratio is tied for the best the best among the 639 players to take at least eight at-bats in the majors this season.Tied for second on Gwinnett's roster with 10 home runs this season.The switch hitter owns a career average of .202 against right-handed pitchers and a .221 mark against left-handed pitchers.Won the 2018 World Series with the Boston Red Sox, catching 10 games of the postseason run...In 17 games of postseason experience, has batted .250/294/375 (8-for-32) with two extra-base hits. | |
| Matt Olson • INF • 6-5 • 235 • 31 yrs • #28 | |
| WSH Series: .467 (7–15, 4 R, 3 2B, 2 HR, 8 RBI) Last HR: 9/16/25 at WSH (G1)(J. Irvin) | |
| Road Trip: .467 (7–15, 4 R, 2 HR, 8 RBI) Current Streak: 5 games (11-23, 4 HR, 10 RBI) | |
| Season Long Streak: 11 games (6/8-6/20, 15-for-41, 2 HR, 5 2B, 15 RBI, 7 R, 7 BB) | |
| <ul style="list-style-type: none">MLB Ranks: Doubles (T4th, 39), Hard-Hit Outs (6th, 61), walks (T9th, 86).Since August 12, a span of 36 games, leads MLB with 21 extra-base hits.Has logged an extra-base hit in five consecutive games, the longest active streak in MLB... It's tied for his longest streak of the season...He also did so from May 16-22.Has logged an RBI in five straight games, also the longest streak in MLB.From September 13 through Game 1 of the doubleheader on September 16, homered in four consecutive games...Has now gone deep in four straight games on three total occasions in his career, most recently from September 3-7, 2024 before this instance.Has seen the most pitches in MLB this season (2,959), and ranks fourth in pitches per plate appearance (4.37).Since the beginning of August, has slashed .322/.392/.579 (55-for-171) with 24 extra-base hits...Has drawn 20 walks in that time.Has started nine double plays at first base this season, most in the N.L. and second most in MLB...Since joining Atlanta in 2022, his 40 double plays started from first are most in the majors and 11 more than any other first baseman.Tied for the National League lead in doubles.Leads all first basemen in Defensive Runs Saved (17)...The next closest player is Carlos Santana with 11.On August 10 vanquished his 19-game homerless spell, his longest this season and longest since his career-worst 26-game drought that occurred from April 8-May 8, 2024.Dating to May 2, 2021, he's played in 772 consecutive regular season games; the longest active streak in baseball...It's the second-longest streak since 2000, following Miguel Tejada (1,152, 2000-07)...Since joining Atlanta prior to the 2022 season, he's played in each of the club's 637 regular season games. | |
| Marcell Ozuna • DH • 6-1 • 225 • 34 yrs • #20 | |
| WSH Series: .222 (2-9, R, 2B, BB) Last HR: 8/13/25 at NYM (P. Blackburn) | |
| Road Trip: .222 (2-9, R, 2B, BB) Current Streak: 3 games (3-12, R, 2B, 2 BB) | |
| Season Long Streak: 5 games (2x, last: 5/24-5/30, 6-for-18, 2 R, 5 BB) | |
| <ul style="list-style-type: none">MLB Ranks: Walks (8th, 90).Is batting .414 on the first pitch this season.Owns a career-best 16.2% walk rate this season, third-highest among all qualifiers behind Juan Soto (NYM, 18.0%) and Aaron Judge (NYY, 17.9%).From August 7-13, belted five home runs and logged 11 RBI in a six-game span – the third time in his career he's played to those parameters. | |
| Jurickson Profar • OF • 5-11 • 184 • 32 yrs • #7 | |
| WSH Series: .273 (3–11, 3 R, HR, 2 RBI, 3 BB) Last HR: 9/15/25 at WSH (J. Irvin) | |
| Road Trip: .273 (3–11, HR) Current Streak: 8 games (9-30, 6 R, 2B, HR, 3 RBI, 5 BB) | |
| Season Long Streak: 7 games (8/25-8/30., 10-for-28, 2 HR, 2 2B, 5 RBI, 8 R, 6 BB) | |
| <ul style="list-style-type: none">Since the All-Star Break, has batted .259 (56-for-216) with a .382 OBP.Since his reinstatement on July 2, he's started 66 games in left field...He's hitting .265 (70-for-264) with 14 home runs, 15 doubles, 41 RBI, 51 runs and 39 walks.He is just the ninth player in Atlanta franchise history (since 1966) with at least 25 runs and 25 RBI in a single calendar month (August), and the first since Gary Sheffield scored 26 times and drove in 27 in August of 2003.On August 27 secured his second multi-homer game this season and the sixth of his career...Thirty-three percent of his career multi-homer performances have occurred in the last month.From July 18-August 27, drew 33 walks, most in MLB in that time.Logged 13 RBI across a five-game span from August 17-22...Those are easily the most in any five-game span of his career, surpassing a nine-RBI instance in 2019 with the Athletics...Since RBI became official in 1920, Profar is one of just five MLB players to record 13 RBI in a five-game span exclusively out of the leadoff position...He joins Jack Tobin (SLB, 1923), Max Kepler (MIN, 2019), Kyle Schwarber (WSH, 2021) and Shohei Ohtani (LAD, 2024)...Research confirmed by Elias...Since 2008, he joins three other Braves in driving in 13 runs in a five-game span: Freddie Freeman (16 RBI, 2020), Ozzie Albies (13 RBI, 2021) and Austin Riley (16 RBI, 2023). | |
| Eli White • OF • 6-2 • 195 • 31 yrs • #36 | |
| WSH Series: .000 (0-4, RBI) Last HR: 9/12/25 vs. HOU (C. Gordon) | |
| Road Trip: .000 (0-4, RBI) Current Streak: 0-5 (R, RBI, SB) | |
| Season Long Streak: 8 games (2x, last: 5/3-5/10, 9-for-29, 2B, 2 3B, 2 RBI, 3 R, 2 BB, SB) | |
| <ul style="list-style-type: none">Has hit nine of his 19 career home runs this season.Among players with as many-or-fewer at-bats this season (252), his nine home runs are tied for ninth in Major League Baseball.Five of his last nine hits have been home runs, and six of those nine have gone for extra bases, dating to August 2 at Cincinnati.Tallied the second multi-home game of his career and plated a career-best four runs, August 2 at Cincinnati. | |
| Luke Williams • INF • 6-1 • 186 • 28 yrs • #37 | |
| WSH: --- Last HR: 7/3/22 at WSH (E. Fedde) | |
| Road Trip: --- Current Streak: 1 game (1-1) | |
| Season Long Streak: 2 games (5/29-5/30, 2-for-6, 2B, 2 RBI) | |
| <ul style="list-style-type: none">Among the 32 pitchers that have logged at least 5.0 innings pitched for Atlanta this season, Williams' 3.00 ERA (2 ER/6.0 IP) ranks seventh.Is one of two N.L. players this season with at least three hits and three pitching strikeouts (also: S. Ohtani, LAD).Owns a 95.0 average exit velocity since July 29, best on Atlanta's club (min. 10 PA)...Matt Olson ranks second at 92.4 mph.Has a 16.0% strikeout rate in his six pitching appearances. | |

| Braves Blasts | | | | |
|-------------------------------------|----------------------|----------------------------|----------------------------------|----------------------|
| HOME RUN BREAKDOWN | | | | |
| Braves Solo. | 99 | Opponent Solo. | 102 | |
| Braves 2-Run. | 47 | Opponent 2-Run. | 57 | |
| Braves 3-Run. | 23 | Opponent 3-Run. | 22 | |
| Braves Grand Slams. | 3 | Opponent Grand Slams. | 3 | |
| Braves Total. | 172 | Opponent Total. | 184 | |
| 2025 BRAVES BACK-TO-BACK HOMERS (8) | | | | |
| Date | Opp. | Inning | Hitters | Opposing Pitchers(s) |
| 4/4 | vs. MIA | 7th | Ozuna-Olson | George Soriano |
| 4/12 | at TB | 8th | Albies-Murphy | Hunter Bigge |
| 5/16 | at BOS | 2nd | Olson-Murphy | Garrett Crochet |
| 5/17 | at BOS | 1st | Olson-Ozuna | Lucas Giolito |
| 5/22 | at WSH | 1st | Olson-Ozuna | Trevor Williams |
| 6/5 | vs. AZ | 6th | Acuña Jr.-Baldwin | Tommy Henry |
| 8/7 | vs. MIA | 1st | Baldwin-Ozuna | Eury Pérez |
| 9/15 | at WSH | 4th | Profar-Olson | Jake Irvin |
| MULTI-HOMER GAMES | | | | |
| Player | Career | 2025 | Last | |
| Olson | 25 | 0 | 9/19/24 at CIN | |
| Ozuna | 23 | 1 | 8/9/25 vs. MIA (G2) | |
| | Three-Homer Game (1) | 0 | 9/1/20 at BOS | |
| Albies | 10 | 1 | 8/27/25 at MIA | |
| Riley | 8 | 2 | 5/4/25 vs. LAD | |
| Murphy | 6 | 2 | 7/11/25 at STL | |
| Profar | 6 | 2 | 8/27/25 at MIA | |
| Harris II | 5 | 0 | 9/19/24 at CIN | |
| Kelenic | 2 | 0 | 9/29/22 vs. TEX | |
| White | 2 | 1 | 8/2/25 at CIN | |
| Allen | 1 | 0 | 8/6/23 vs. SF | |
| Baldwin | 1 | 1 | 8/7/25 vs. MIA | |
| LEADOFF HOMERS | | | | |
| Player | Career | 2025 | Last | |
| Albies | 10 | 0 | 4/23/22 vs. MIA (E. Hernández) | |
| Profar | 9 | 2 | 8/27/25 at MIA (R. Gusto) | |
| Harris II | 2 | 0 | 9/17/24 at CIN (B. Williamson) | |
| Kelenic | 2 | 0 | 6/29/24 vs. PIT (P. Skenes) | |
| GAME-ENDING HOMERS | | | | |
| Player | Career | 2025 | Last | |
| Albies | 3 | 0 | 6/8/23 vs. NYM (T. Hunter) | |
| Olson | 3 | 0 | 7/24/20 vs. LAA (H. Milner) | |
| Ozuna | 2 | 1 | 4/10/25 vs. PHI (J. Ross) | |
| Murphy | 1 | 0 | 4/10/23 vs. CIN (D. Law) | |
| Williams | 1 | 0 | 6/9/21 vs. ATL (W. Smith) | |
| GRAND SLAMS | | | | |
| Player | Career | 2025 | Last | |
| Olson | 9 | 1 | 7/2/25 vs. LAA (R. Zeferjahn) | |
| Ozuna | 7 | 0 | 5/23/23 at MIA (B. Garrett) | |
| Albies | 5 | 0 | 6/11/22 vs. PIT (C. Stratton) | |
| Profar | 4 | 0 | 6/25/24 vs. WSH (D. Law) | |
| Murphy | 2 | 1 | 6/28/25 vs. PHI (J. Romano) | |
| Riley | 2 | 0 | 7/27/21 at NYM (J. Eickhoff) | |
| Harris II | 2 | 1 | 8/13/25 at NYM (R. Garrett) | |
| PINCH-HIT HOMERS | | | | |
| Player | Career | 2025 | Last | |
| White | 1 | 1 | 9/12/25 vs. HOU (C. Gordon) | |
| Kelenic | 1 | 0 | 5/6/22 vs. TB (R. Thompson) | |
| Ozuna | 1 | 0 | 6/29/14 vs. OAK (T. Milone) | |
| Profar | 1 | 0 | 9/26/13 vs. LAA (M. Kohn) | |
| INSIDE-THE-PARK HOMERS | | | | |
| Player | Career | 2025 | Last | |
| Olson | 1 | 1 | 5/5/25 vs. CIN (B. Singer) | |
| EJECTIONS | | | | |
| Player/Manager | Career | 2025 | Last | |
| Snitker | 22 | 2 | 8/27/25 at MIA (Mark Wegner) | |
| Profar | 3 | 0 | 4/20/24 vs. TOR (Ramon De Jesus) | |
| Kelenic | 2 | 0 | 5/3/23 at OAK (Nestor Ceja) | |

| Major League Debuts | | | | |
|---------------------|----------------|-----------|---------|--|
| Date | Player | Age (Y-D) | Opp. | Batting/Pitching Line |
| 3/27 | Drake Baldwin | 23-364 | at SD | 0-for-3, walk |
| 4/22 | Nathan Wiles | 26-294 | vs. STL | ReL., 1.0 IP, 4 H, 3 ER, 1 K, 2 BB, 24 pitches, ND |
| 6/20 | Didier Fuentes | 20-003 | at MIA | GS, 5.0 IP, 6 H, 4 ER, 3 K, 1 BB, 87 pitches, L |
| 9/2 | Rolddy Muñoz | 25-141 | at CHC | ReL., 2.0 IP, 0 H, 0 ER, 1 K, 2 BB, 26 pitches, ND |
| 9/2 | Hayden Harris | 26-185 | at CHC | ReL., 1.0 IP, 0 H, 0 ER, 0 K, 0 BB, 12 pitches, ND |

| Record by Uniform | | |
|---------------------|-------|----------------------------|
| Home White. | 27-23 | Road Gray. 13-27 |
| Red Alternate. | 12-13 | Navy Alternate. 13-12 |
| City Connect. | 7-6 | |

| Score by Inning | | | | | | | | | | | |
|-----------------|----|----|-----|----|----|----|----|----|----|--------|--------|
| | 1 | 2 | 3 | 4 | 5 | 6 | 7 | 8 | 9 | Extras | Totals |
| Opponent | 74 | 80 | 105 | 90 | 59 | 68 | 76 | 64 | 61 | 12 | 698 |
| Braves | 72 | 50 | 65 | 90 | 72 | 88 | 60 | 96 | 54 | 15 | 672 |

| Braves Injured/Inactive List | | | | | | |
|------------------------------|------|--------------------------------------|-------------------|------------------------------------|------------------|--------------------|
| Player | Pos. | Injury | 7/10/15/60-day IL | Date on IL/List | Date off IL/List | Games Missed on IL |
| Joe Jiménez | RHP | Left knee articular cartilage injury | 60-day | March 25 (Retro. March 24) | -- | 152 |
| Reynaldo López | RHP | Right shoulder inflammation | 60-day | March 31 (Retro. March 29) | -- | 146 |
| AJ Smith-Shawver | RHP | Strained right elbow | 60-day | May 29 | -- | 97 |
| Spencer Schwellenbach | RHP | Fractured right elbow | 60-day | July 2 (Retro. June 29) | -- | 67 |
| Grant Holmes | RHP | Right elbow inflammation | 60-day | July 27 | -- | 47 |
| Austin Riley | INF | Strained lower abdominal muscle | 10-day | August 4 | -- | 40 |
| Aaron Bummer | LHP | Left shoulder inflammation | 15-day | August 24 | -- | 22 |
| Sean Murphy | C | Right hip labral tear | 10-day | September 8 | -- | 9 |
| Daysbel Hernández | RHP | Right shoulder inflammation | 15-day | September 12 (Retro. September 9) | -- | 7 |
| Jake Fraley | OF | Strained right oblique muscle | 10-day | September 14 (Retro. September 11) | -- | 5 |
| Sean Murphy | C | Fractured left ribcage | 10-day | March 25 (Retro. March 24) | April 6 | 9 |
| Aaron Bummer | LHP | Bereavement list | -- | April 11 | April 14 | 3 |
| Spencer Strider | RHP | Right elbow UCL injury | 15-day | March 25 (Retro. March 24) | April 16 | 17 |
| Spencer Strider | RHP | Strained right hamstring | 15-day | April 21 (Retro. April 18) | May 19 | 26 |
| Ronald Acuña Jr. | OF | Left knee ACL reconstruction | 10-day | March 25 (Retro. March 24) | May 23 | 49 |
| Nacho Alvarez Jr. | INF | Left wrist inflammation | 60-day | March 25 (Retro. March 24) | June 15 | 70 |
| Stuart Fairchild | OF | Dislocated pinky finger | 10-day | May 30 | June 16 | 15 |
| Jurickson Profar | OF | Restricted List | 80 games | March 31 | July 2 | 80 |
| Daysbel Hernández | RHP | Right forearm inflammation | 15-day | June 6 (Retro. June 5) | July 2 | 23 |
| Austin Riley | INF | Strained right abdomen | 10-day | July 12 | July 25 | 8 |
| Ronald Acuña Jr. | OF | Grade 1 right calf strain | 10-day | July 30 | August 15 | 15 |
| Chris Sale | LHP | Fractured left ribcage | 60-day | June 21 (Retro. June 19) | August 30 | 62 |
| Luke Williams | INF | Strained left oblique muscle | 10-day | August 21 (Retro. August 19) | September 1 | 10 |
| Jurickson Profar | OF | Paternity List | -- | September 2 | September 4 | 2 |

| Recent Transactions | |
|---------------------|--|
| September 16: | Selected LHP José Suarez to the major league roster and recalled RHP Nathan Wiles to Atlanta...Transferred C Sean Murphy to the 60-day injured list. |
| September 15: | Optioned RHPs Connor Seabold and Alexis Díaz to Triple-A Gwinnett following the. |
| September 14: | Selected INF Luke Williams to the major league roster and placed OF Jake Fraley on the 10-day injured list, backdated to September 11, with a strained right oblique muscle. |
| September 12: | Recalled RHP Hunter Stratton to Atlanta and placed RHP Daysbel Hernández on the 15-day injured list, backdated to September 9, with right shoulder inflammation. |
| September 8: | Reported RHP Alexis Díaz to Atlanta and recalled RHP Connor Seabold...Designated RHP John Brebbia for assignment...Selected C Sandy León to the major league roster and placed C Sean Murphy on the 10-day injured list with a right hip labral tear, recalled RHP Dane Dunning to Atlanta, and optioned LHP Hayden Harris to Triple-A Gwinnett. |
| September 7: | Claimed RHP Alexis Díaz off waivers from the Los Angeles Dodgers...Optioned RHP Rolddy Munoz to Triple-A Gwinnett following the game. |
| September 6: | Outrighted INF Luke Williams to Triple-A Gwinnett. |
| September 4: | Reinstated OF Jurickson Profar from the paternity list and recalled RHP Daysbel Hernández to Atlanta...Designated INF Luke Williams for assignment and released RHP Cal Quantrill from the roster...RHP Wander Suero was claimed off waivers by the New York Mets. |
| September 2: | Reported INF Ha-Seong Kim to Atlanta and placed OF Jurickson Profar on the paternity list...Selected LHP Hayden Harris to the major league roster...To make room on the 40-man roster, Atlanta designated RHP Wander |

| Game-Ending RBI | | | | | |
|---|--------|--------------|----------|--------|--------------|
| Player | Number | Last | Player | Number | Last |
| Albies | 7 | 7/20/24 (SF) | Olson | 5 | 8/4/21 (2B) |
| Allen | - | - | Ornelas | - | - |
| Baldwin | 1 | 5/8/25 (1B) | Ozuna | 7 | 5/6/25 (1B) |
| Harris II | 2 | 4/24/24 (2B) | Profar | 3 | 6/24/24 (1B) |
| Kelenic | 1 | 8/13/21 (BB) | Riley | 4 | 6/17/25 (SF) |
| León | 1 | 4/5/17 (HR) | White | - | - |
| Murphy | 2 | 9/8/24 (FC) | Williams | 1 | 6/9/21 (HR) |
| Braves walk-off wins in 2025: 5 (June 17 vs. New York (NL) – Riley, SF) | | | | | |

| Starts by Batting Order | |
|--|--|
| 1: Profar – 62, Acuña Jr. – 43, Verdugo – 26, Harris II – 13, Albies – 5, White – 3 | 6: Albies – 53, Harris II – 32, Murphy – 24, Baldwin – 16, Ozuna – 6, De La Cruz – 5, Verdugo – 5, Kim – 4, White – 3, Acuña Jr. – 2, Allen – 1, Profar – 1 |
| 2: Olson – 77, Riley – 52, Baldwin – 10, Albies – 6, Verdugo – 5, Ozuna – 1, White – 1 | 7: Harris II – 29, White – 24, Albies – 24, Murphy – 18, Alvarez Jr. – 13, Verdugo – 10, Baldwin – 8, De La Cruz – 5, Fairchild – 5, Ozuna – 5, Kelenic – 3, Bruján – 2, Arcia – 1, Kim – 1, Acuña Jr. – 1, León – 1 |
| 3: Ozuna – 51, Acuña Jr. – 36, Riley – 26, Olson – 23, Baldwin – 9, Albies – 7 | 8: Harris II – 46, White – 27, Alvarez Jr. – 22, Allen – 13, Kelenic – 9, Fairchild – 6, Murphy – 6, Ozuna – 5, Baldwin – 4, Fraley – 3, Albies –2, Arcia – 2, Verdugo – 2, Tromp – 1, Ornelas – 1, Williams – 1, León – 1 |
| 4: Olson – 52, Ozuna – 34, Baldwin – 25, Murphy – 14, Riley – 11, Albies – 7, Harris II – 6, Profar – 2, Kim – 1 | 9: Allen – 110, Alvarez Jr. – 12, Kelenic – 8, Arcia – 6, Harris II – 4, Bruján – 4, White – 3, Williams – 3, Rosario –1, Tromp – 1 |
| 5: Albies – 48, Ozuna – 26, Murphy – 17, Harris II – 17, Baldwin – 15, Riley – 13, Profar – 5, Kim – 5, De La Cruz – 2, Verdugo – 1, White – 1 | |

| Starts by Position | |
|---|--|
| P: Elder – 26, Holmes – 21, Strider – 21, Sale – 19, Schwellenbach – 17, Wentz – 10, Smith-Shawver – 9, Waldrep – 7, Fuentes – 4, Fedde – 4, Carrasco – 3, Quantrill – 2, Bummer – 2, Daniel – 2, Cox –1 López – 1, Blewett – 1, Suárez – 1 | SS: Allen, – 124, Kim – 13, Arcia – 9, Williams – 3, Bruján – 3 |
| C: Baldwin – 76, Murphy – 72, Tromp – 2, León – 1 | LF: Profar – 69, Verdugo – 49, White – 20, De La Cruz – 11, Fairchild – 2, Fraley – 1 |
| 1B: Olson – 152 | CF: Harris II – 147, White – 4, Fairchild – 1 |
| 2B: Albies – 152 | RF: Acuña Jr. – 79, White – 38, Kelenic – 20, Fairchild – 8, Bruján – 3, Fraley – 3, Rosario – 1 |
| 3B: Riley – 102, Alvarez Jr. – 47, Ornelas – 1, Williams – 1, Bruján – 1 | DH: Ozuna – 128, Baldwin – 11, Murphy – 7, Acuña Jr. – 4, De La Cruz – 1, Profar – 1 |

| Challenge Log | | | | |
|-------------------|--------------------|-----------------------|----------------------|---------------|
| Date (Inning) | Player (Team) | Play Type (Base) | Ruling | Success |
| 3/27 at SD (T1) | Albies (ATL) | Force play (1B) | Out/Overturned | 1/1 (100.0%) |
| 4/5 vs. MIA (T5) | Edwards (MIA) | Tag play (1B) | Safe/Overturned | 2/2 (100.0%) |
| 4/10 at TB (T4) | Morel (TB) | Tag play (HP) | Safe/Overturned | 3/3 (100.0%) |
| 4/11 at TB (T8) | Olson (ATL) | Force play (1B) | Out/Confirmed | 3/4 (75.0%) |
| 4/13 at TB (T6) | White (ATL) | Force play (2B) | Out/Stand | 3/5 (60.0%) |
| 4/16 at TOR (B3) | Guerrero Jr. (TOR) | Tag play (2B) | Safe/Overturned | 4/6 (66.7%) |
| 4/21 vs. STL (B8) | Riley (ATL) | Force play (1B) | Out/Overturned | 5/7 (71.4%) |
| 4/22 vs. STL (T8) | Contreras (STL) | Tag play (HP) | Safe/Confirmed | 5/8 (62.5%) |
| 4/26 at AZ (B10) | Grichuk (AZ) | Force play (1B) | Safe/Overturned | 6/9 (66.7%) |
| 4/27 at AZ (T1) | Verdugo (ATL) | Tag play (HP) | Safe/Stand | 6/10 (60.0%) |
| 5/7 vs. CIN (B3) | White (ATL) | Force play (1B) | Out/Overturned | 7/11 (63.6%) |
| 5/8 vs. CIN (T7) | Dunn (CIN) | Tag play (1B) | Safe/Stand | 7/12 (58.3%) |
| 5/14 vs. WSH(T4) | Bell (WSH) | Tag play (2B) | Out/Overturned | 8/13 (61.5%) |
| 5/22 at WSH (T9) | Riley (ATL) | Tag play (HP) | Out/Confirmed | 8/14 (57.1%) |
| 5/29 at PHI (B8) | Marchán (PHI) | Hit by pitch | HBP/Stand | 8/15 (53.3%) |
| 6/3 vs. AZ (T7) | Marte (AZ) | Tag play (1B) | Safe/Overturned | 9/16 (56.3%) |
| 6/10 at MIL (B7) | Durbin (MIL) | Hit by pitch | HBP/Stand | 9/17 (52.9%) |
| 6/13 vs. COL (T4) | Goodman (COL) | Force play (3B) | Safe/Overturned | 10/18 (55.6%) |
| 6/20 at MIA (B6) | Wagaman (MIA) | Stadium boundary call | In play/Overturned | 11/19 (57.8%) |
| 7/4 vs. BAL (B5) | Acuña Jr. (ATL) | Force play (1B) | Out/Stand | 11/20 (55.0%) |
| 7/11 at STL (T3) | Baldwin (ATL) | Tag play (HP) | Out/Confirmed | 11/21 (52.4%) |
| 7/22 vs. SF (T6) | Bailey (SF) | Tag play (2B) | Safe/Overturned | 12/22 (54.5%) |
| 7/29 at KC (B3) | Garcia (KC) | Fair/foul | Fair ball/Overturned | 13/23 (56.5%) |
| 7/29 at KC (B6) | Frazier (KC) | Tag play (3B) | Safe/Stand | 13/24 (54.2%) |
| 8/13 at NYM (B1) | Nimmo (NYM) | Tag-up play (3B) | Safe/Stand | 13/25 (52.0%) |
| 8/23 vs. NYM (B4) | Acuña Jr. (ATL) | Force play (2B) | Safe/Overturned | 14/26 (53.8%) |

| 2025 Schedule and Results | | | | | | | | | | | | | | | | | | | | |
|---------------------------|-----------|-----|--------------|--------|-----------------------------------|--------------------------------------|-------|-------|----------|---------------|--|---------|---------------------|-----------------------------------|--------|-------|------|----------|--------------------------------------|-------|
| Date | Opp. | H/R | Time/ D/N | Result | Winner-Loser-Save | Att. | W-L | Pos. | GA GB | H-R Date | Time/ Opp. | D-N | Result | Winner-Loser-Save | Att. | W-L | Pos. | GA GB | | |
| 3/27 | at SD | R-D | L, 7-4 | | Peralta-Neris-Suárez | 45,568 | 0-1 | T-3rd | -1.0 | 7/8 | at ATH | R-N | L, 10-1 | Springs-Fuentes-None | 8,620 | 39-51 | 4th | -13.0 | | |
| 3/28 | at SD | R-N | L, 4-3 | | Adam-Lee-Suárez | 41,058 | 0-2 | 5th | -1.5 | 7/9 | at ATH | R-N | W, 9-2 | Elder-Spence-None | 9,273 | 40-51 | 4th | -13.0 | | |
| 3/29 | at SD | R-N | L, 1-0 | | Peralta-Bummer-Morejon | 40,587 | 0-3 | 5th | -2.5 | 7/10 | at ATH | R-N | L, 5-4 (11) | Sterner-Bummer-None | 10,258 | 40-52 | 4th | -13.5 | | |
| 3/30 | at SD | R-N | L, 5-0 | | Pivetta-Smith-Shawver-None | 41,269 | 0-4 | 5th | -3.0 | 7/11 | at STL | R-N | W, 6-5 | De Los Santos-Liberatore-Iglesias | 29,625 | 41-52 | 4th | -12.5 | | |
| 3/31 | at LAD | R-N | L, 6-1 | | Glasnow-Holmes-None | 50,816 | 0-5 | 5th | -3.5 | 7/12 | at STL | R-D | W, 7-6 | Hernández-Helsley-Iglesias | 31,807 | 42-52 | 4th | -12.0 | | |
| 4/1 | at LAD | R-N | L, 3-1 | | Banda-Sale-Scott | 50,182 | 0-6 | 5th | -4.0 | 7/13 | at STL | R-D | L, 5-4* | Graceffo-Chavez-Helsley | 26,959 | 42-53 | 4th | -12.5 | | |
| 4/2 | at LAD | R-N | L, 6-5 | | Dreyer-Iglesias-None | 50,281 | 0-7 | 5th | -5.0 | 7/14 | T-Mobile Home Run Derby | | | | | | | | | |
| 4/3 | OPEN DATE | | | | | | | | | 7/15 | 95th MLB All-Star Game in Atlanta, Ga. | | | | | | | | | |
| 4/4 | vs. MIA | H-N | W, 10-0 | | Schwellenbach-Meyer-None | 41,583 | 1-7 | 5th | -5.5 | 7/16 | OPEN DATE | | | | | | | 4th | -12.5 | |
| 4/5 | vs. MIA | H-N | L, 4-0 | | Quantrill-Smith-Shawver-None | 39,732 | 1-8 | 5th | -5.5 | 7/17 | OPEN DATE | | | | | | | 4th | -12.5 | |
| 4/6 | vs. MIA | H-D | PPD** | | Rescheduled for August 9 | | 1-8 | 5th | -6.0 | 7/18 | vs. NYY | H-N | W, 7-3 | Strider-Hamilton-None | 41,844 | 43-53 | 4th | -11.5 | | |
| 4/7 | OPEN DATE | | | | | | | | | 7/19 | vs. NYY | H-N | L, 12-9 | Weaver-Iglesias-None | 42,530 | 43-54 | 4th | -12.5 | | |
| 4/8 | vs. PHI | H-N | W, 7-5 | | Hernández-Kerkering-Iglesias | 33,508 | 2-8 | 5th | -5.5 | 7/20 | vs. NYY | H-D | L, 4-2 | Stroman-Holmes-Williams | 40,125 | 43-55 | 4th | -12.5 | | |
| 4/9 | vs. PHI | H-N | L, 4-3 | | Alvarado-Iglesias-None | 35,323 | 2-9 | 5th | -6.0 | 7/21 | vs. SF | H-N | W, 9-5 | Elder-Birdsong-None | 34,857 | 44-55 | 4th | -12.5 | | |
| 4/10 | vs. PHI | H-N | W, 4-2 (11)* | | Suarez-Ross-None | 36,630 | 3-9 | 5th | -5.0 | 7/22 | vs. SF | H-N | L, 9-0 | Roupp-Daniel-None | 36,433 | 44-56 | 4th | -13.5 | | |
| 4/11 | at TB | R-N | L, 6-3 | | Bradley-Elder-Fairbanks | 10,046 | 3-10 | 5th | -6.0 | 7/23 | vs. SF | H-D | L, 9-3 | Verlander-Strider-None | 33,352 | 44-57 | 4th | -14.0 | | |
| 4/12 | at TB | R-D | W, 5-4 | | Lee-Sulser-Iglesias | 10,046 | 4-10 | 5th | -5.0 | 7/24 | OPEN DATE | | | | | | | 4th | -14.0 | |
| 4/13 | at TB | R-D | L, 8-3 | | Boyle-Sale-None | 10,046 | 4-11 | 5th | -6.0 | 7/25 | at TEX | R-N | L, 8-3 | Eovaldi-Wentz-None | 34,643 | 44-58 | 4th | -15.0 | | |
| 4/14 | at TOR | R-N | W, 8-4 | | Holmes-Lucas-None | 21,595 | 5-11 | 5th | -6.0 | 7/26 | at TEX | R-N | L, 6-5 (10) | Armstrong-De Los Santos-None | 38,318 | 44-59 | 4th | -16.0 | | |
| 4/15 | at TOR | R-N | L, 6-3 | | Gausman-Schwellenbach-None | 26,979 | 5-12 | 5th | -6.0 | 7/27 | at TEX | R-D | L, 8-1 | Leiter-Elder-None | 35,914 | 44-60 | 4th | -17.0 | | |
| 4/16 | at TOR | R-D | L, 3-1 | | Bassitt-Strider-Hoffman | 25,328 | 5-13 | 5th | -6.0 | 7/28 | at KC | R-N | W, 10-7 | Strider-Hill-Iglesias | 23,850 | 45-60 | 4th | -16.0 | | |
| 4/17 | OPEN DATE | | | | | | | | | 7/29 | at KC | R-N | L, 9-6 | Lugo-Fedde-Estévez | 22,562 | 45-61 | 4th | -16.0 | | |
| 4/18 | vs. MIN | H-N | W, 6-4 | | De Los Santos-Jax-Iglesias | 39,142 | 6-13 | 5th | -6.5 | 7/30 | at KC | R-D | L, 1-0 (10) | Long-Hernández-None | 17,726 | 45-62 | 4th | -16.0 | | |
| 4/19 | vs. MIN | H-N | W, 4-3 | | Johnson-Woods Richardson-Iglesias | 39,278 | 7-13 | 5th | -6.5 | 7/31 | at CIN | R-N | W, 12-11 (10) | Johnson-Pagán-Iglesias | 27,169 | 46-62 | 4th | -15.5 | | |
| 4/20 | vs. MIN | H-D | W, 6-2 | | Holmes-Ryan-None | 31,889 | 8-13 | 5th | -6.5 | JULY TOTALS | | | | | | | | | 438,450 (36,538 average in 12 dates) | 8-17 |
| 4/21 | vs. STL | H-N | W, 7-6 | | Hernández-Maton-None | 30,180 | 9-13 | T-4th | -6.5 | 8/1 | at CIN | R-D | L, 3-2 | Singer-Elder-Pagán | 29,269 | 46-63 | 4th | -16.0 | | |
| 4/22 | vs. STL | H-N | L, 10-4 | | Matz-De Los Santos-None | 35,876 | 9-14 | 5th | -7.5 | 8/2 | at CIN | R-N | SSPD, completed 8/3 | | | | | | | |
| 4/23 | vs. STL | H-D | W, 4-1 | | Hernández-Romero-None | 34,009 | 10-14 | 5th | -7.5 | 8/3 | | | W, 4-2 | Waldrep-Suter-Iglesias | 91,032 | 47-63 | 4th | -15.5 | | |
| 4/24 | OPEN DATE | | | | | | | | | 8/4 | vs. MIL | H-N | L, 3-1 | Priester-Fedde-Megill | 30,790 | 47-64 | 4th | -16.5 | | |
| 4/25 | at AZ | R-N | W, 8-2 | | Sale-Gallen-None | 31,023 | 11-14 | 5th | -6.5 | 8/5 | vs. MIL | H-N | L, 7-2 | Peralta-Wentz-None | 30,642 | 47-65 | 4th | -17.5 | | |
| 4/26 | at AZ | R-N | W, 8-7 (10) | | Iglesias-Martinez-Lee | 43,043 | 12-14 | T-3rd | -6.5 | 8/6 | vs. MIL | H-N | L, 5-4 | Quintanta-Strider-Megill | 30,964 | 47-66 | 4th | -17.5 | | |
| 4/27 | at AZ | R-D | L, 6-4 | | Pfaadt-Schwellenbach-Martinez | 33,544 | 12-15 | T-4th | -6.5 | 8/7 | vs. MIA | H-N | W, 8-6 | Johnson-Simpson-Iglesias | 32,460 | 48-66 | 4th | -17.0 | | |
| 4/28 | at COL | R-N | W, 6-3 | | Elder-Feltner-Iglesias | 18,852 | 13-15 | 3rd | -6.5 | 8/8 | vs. MIA | H-N | L, 5-1 | Cabrera-Elder-None | 32,717 | 48-67 | 4th | -18.0 | | |
| 4/29 | at COL | R-N | W, 8-2 | | Smith-Shawver-Márquez-None | 19,010 | 14-15 | 3rd | -6.5 | 8/9 | vs. MIA | H-D | W, 7-1 | Waldrep-Gusto-None | 35,664 | 49-67 | 4th | -17.5 | | |
| 4/30 | at COL | R-D | L, 2-1 | | Dollander-Sale-Agnos | 29,661 | 14-16 | 3rd | -6.5 | 8/9 | vs. MIA | H-N | W, 8-6 | Fedde-Alcantara-Iglesias | 35,433 | 50-67 | 4th | -17.5 | | |
| MARCH/APRIL TOTALS | | | | | | 397,150 (36,105 average in 11 dates) | | | 14-16 | 8/10 | vs. MIA | H-D | W, 7-1 | Wentz-Phillips-None | 31,203 | 51-67 | 4th | -17.5 | | |
| 5/1 | OPEN DATE | | | | | | | | | 8/11 | OPEN DATE | | | | | | | 4th | -18.0 | |
| 5/2 | vs. LAD | H-N | L, 2-1* | | Yamamoto-Holmes-Phillips | 41,201 | 14-17 | 3rd | -7.0 | 8/12 | at NYM | R-N | L, 13-5 | Soto-Strider-Hagenman | 39,748 | 51-68 | 4th | -18.0 | | |
| 5/3 | vs. LAD | H-N | L, 10-3* | | Sasaki-Schwellenbach-None | 42,159 | 14-18 | T-3rd | -7.5 | 8/13 | at NYM | R-N | W, 11-6 | Bummer-Garrett-None | 38,647 | 52-68 | 4th | -17.0 | | |
| 5/4 | vs. LAD | H-N | W, 4-3 | | Elder-May-Iglesias | 39,649 | 15-18 | T-3rd | -6.0 | 8/14 | at NYM | R-N | W, 4-3 | Elder-Helsley-Iglesias | 41,782 | 53-68 | 4th | -16.0 | | |
| 5/5 | vs. CIN | H-N | W, 4-0 | | Smith-Shawver-Springer-None | 30,175 | 16-18 | 3rd | -6.0 | 8/15 | at CLE | R-N | W, 2-0 | Waldrep-Cantillo-Iglesias | 33,571 | 54-68 | 4th | -16.0 | | |
| 5/6 | vs. CIN | H-N | W, 2-1 (10) | | Iglesias-Richardson-None | 32,835 | 17-18 | 3rd | -5.0 | 8/16 | at CLE | R-N | W, 10-1 | Wentz-Cecconi-Stratton | 34,059 | 55-68 | 4th | -15.0 | | |
| 5/7 | vs. CIN | H-N | L, 4-3 | | Suter-Holmes-Pagán | 32,761 | 17-19 | 3rd | -6.0 | 8/17 | at CLE | R-D | W, 5-4 | Bummer-Enright-Iglesias | 28,899 | 56-68 | 4th | -15.0 | | |
| 5/8 | vs. CIN | H-N | W, 5-4 (11) | | Blewett-Rogers-None | 33,794 | 18-19 | 3rd | -5.5 | 8/18 | vs. CWS | R-N | L, 13-9* | Gómez-Strider-None | 27,868 | 56-69 | 4th | -16.0 | | |
| 5/9 | at PIT | R-N | L, 3-2 | | Falter-Elder-Santana | 19,357 | 18-20 | 3rd | -6.5 | 8/19 | vs. CWS | R-N | W, 11-10 | Lee-Wilson-Iglesias | 29,134 | 57-69 | 4th | -16.0 | | |
| 5/10 | at PIT | R-D | W, 3-2 (11) | | Blewett-Shugart-None | 27,767 | 19-20 | 3rd | -5.5 | 8/20 | vs. CWS | R-N | W, 1-0 | Waldrep-Pérez-Iglesias | 30,054 | 58-69 | 4th | -16.0 | | |
| 5/11 | at PIT | R-D | L, 4-3 | | Santana-Iglesias-None | 17,845 | 19-21 | 3rd | -6.5 | 8/21 | OPEN DATE | | | | | | | 4th | -16.0 | |
| 5/12 | vs. WSH | H-N | W, 4-3 | | Iglesias-Rutledge-None | 32,696 | 20-21 | 3rd | -6.5 | 8/22 | vs. NYMH-N | L, 12-7 | | McLean-Wentz-None | 40,076 | 58-70 | 4th | -16.0 | | |
| 5/13 | vs. WSH | H-N | W, 5-2 | | Schwellenbach-Lord-Johnson | 32,725 | 21-21 | 3rd | -6.5 | 8/23 | vs. NYMH-N | L, 9-2 | | Holmes-Quantrill-None | 39,738 | 58-71 | 4th | -17.0 | | |
| 5/14 | vs. WSH | H-N | L, 5-4 | | Ferrer-De Los Santos-Finnegan | 37,134 | 21-22 | 3rd | -6.5 | 8/24 | vs. NYMH-D | W, 4-3 | | Kinley-Soto-Iglesias | 34,393 | 59-71 | 4th | -17.0 | | |
| 5/15 | vs. WSH | H-D | W, 5-2 | | Smith-Shawver-Williams-Iglesias | 34,074 | 22-22 | 3rd | -6.0 | 8/25 | at MIA | R-N | L, 2-1 | Cabrera-Strider-Faucher | 8,111 | 59-72 | 4th | -17.0 | | |
| 5/16 | at BOS | R-N | W, 4-2 | | Sale-Crochet-Iglesias | 34,648 | 23-22 | 3rd | -5.0 | 8/26 | at MIA | R-N | W, 11-2 | Kinley-Zuber-None | 8,576 | 60-72 | 4th | -16.0 | | |
| 5/17 | at BOS | R-N | L, 7-6 | | Chapman-Johnson-None | 34,594 | 23-23 | 3rd | -6.0 | 8/27 | at MIA | R-D | W, 12-1 | Wentz-Gusto-None | 12,453 | 61-72 | 4th | -15.0 | | |
| 5/18 | at BOS | R-D | W, 10-4 | | Schwellenbach-Bello-None | 35,012 | 24-23 | 3rd | -5.0 | 8/28 | at PHI | R-N | L, 19-4 | Nola-Quantrill-None | 41,293 | 61-73 | 4th | -16.0 | | |
| 5/19 | OPEN DATE | | | | | | | | | 8/29 | at PHI | R-N | L, 2-1 | Kerkering-Lee-Duran | 40,322 | 61-74 | 4th | -17.0 | | |
| 5/20 | at WSH | R-N | L, 5-3 | | Parker-Strider-Finnegan | 26,517 | 24-24 | 3rd | -6.0 | 8/30 | at PHI | R-N | L, 3-2 (10) | Strahm-Stratton-None | 43,462 | 61-75 | 4th | -18.0 | | |
| 5/21 | at WSH | R-N | PPD** | | Rescheduled for September 16 | | | 3rd | -6.5 | 8/31 | at PHI | R-D | W, 3-1 | Kinley-Alvarado-Iglesias | 43,770 | 62-75 | 4th | -17.0 | | |
| 5/22 | at WSH | R-N | L, 8-7 (10) | | Rutledge-Lee-None | 16,907 | 24-25 | 3rd | -7.5 | AUGUST TOTALS | | | | | | | | | 461,136 (32,938 average in 14 dates) | 16-13 |
| 5/23 | vs. SD | H-N | L, 2-1 | | Adam-Iglesias-Suárez | 40,327 | 24-26 | 3rd | -8.5 | 9/1 | at CHC | R-D | L, 7-6 (10) | Kittredge-Brebbia-None | 39,673 | 62-76 | 4th | -18.0 | | |
| 5/24 | vs. SD | H-D | W, 7-1 | | Holmes-Reynolds-None | 41,338 | 25-26 | 3rd | -8.5 | 9/2 | at CHC | R-D | L, 4-3 | Imanaga-Wentz-Palencia | 32,618 | 62-77 | 4th | -18.5 | | |
| 5/25 | vs. SD | H-D | L, 5-3 | | Estrada-Schwellenbach-Suárez | 41,251 | 25-27 | 3rd | -8.5 | 9/3 | at CHC | R-N | W, 5-1 | Elder-Brown-None | 31,933 | 63-77 | 4th | -17.5 | | |
| 5/26 | OPEN DATE | | | | | | | | | 9/4 | OPEN DATE | | | | | | | | -18.0 | |
| 5/27 | at PHI | R-N | L, | | | | | | | | | | | | | | | | | |

| | | Braves vs. Opponent | | | | | | | | | | | | | | | |
|--|-----|---------------------|----|-----|----|----|----|------|----|----|-----|------|------|------|-------|-------|------|
| Braves 2025 Batting vs. Washington | | | | | | | | | | | | | | | | | |
| Player | G | AB | R | H | 2B | 3B | HR | RBI | BB | SB | SO | AVG | OBP | SLG | | | |
| Ronald Acuña Jr. | 3 | 10 | 2 | 5 | 0 | 0 | 1 | 1 | 5 | 0 | 1 | .500 | .667 | .800 | | | |
| Drake Baldwin | 7 | 25 | 5 | 11 | 2 | 0 | 2 | 8 | 0 | 0 | 1 | .440 | .440 | .760 | | | |
| Ha-Seong Kim | 3 | 10 | 4 | 4 | 1 | 0 | 0 | 0 | 1 | 0 | 3 | .400 | .455 | .500 | | | |
| Vidal Bruján | 2 | 6 | 1 | 2 | 1 | 0 | 0 | 2 | 0 | 0 | 2 | .333 | .333 | .500 | | | |
| Matt Olson | 9 | 40 | 8 | 13 | 4 | 1 | 4 | 11 | 0 | 0 | 12 | .325 | .325 | .775 | | | |
| Michael Harris II | 9 | 34 | 4 | 11 | 2 | 1 | 0 | 4 | 1 | 1 | 3 | .324 | .343 | .441 | | | |
| Marcell Ozuna | 8 | 31 | 5 | 10 | 2 | 0 | 2 | 7 | 4 | 0 | 7 | .323 | .389 | .581 | | | |
| Jurickson Profar | 3 | 11 | 3 | 3 | 0 | 0 | 1 | 2 | 3 | 0 | 1 | .273 | .467 | .545 | | | |
| Ozzie Albies | 9 | 36 | 4 | 8 | 1 | 0 | 0 | 3 | 2 | 0 | 4 | .222 | .275 | .250 | | | |
| Nacho Alvarez Jr. | 3 | 6 | 1 | 1 | 0 | 0 | 0 | 0 | 0 | 0 | 2 | .167 | .167 | .167 | | | |
| Nick Allen | 7 | 19 | 2 | 3 | 0 | 0 | 0 | 1 | 3 | 0 | 5 | .158 | .273 | .158 | | | |
| Eli White | 7 | 26 | 4 | 4 | 1 | 0 | 0 | 4 | 1 | 1 | 9 | .154 | .214 | .192 | | | |
| Sandy León | 1 | 3 | 0 | 0 | 0 | 0 | 0 | 0 | 0 | 0 | 1 | .000 | .000 | .000 | | | |
| Braves 2025 Pitching vs. Washington | | | | | | | | | | | | | | | | | |
| Player | W | L | Sv | BS | G | GS | QS | IP | H | R | ER | HR | BB | SO | ERA | FIP | WHIP |
| Chris Sale | 0 | 0 | 0 | 0 | 1 | 1 | 1 | 8.0 | 3 | 0 | 0 | 0 | 0 | 9 | 0.00 | 0.92 | 0.38 |
| Tyler Kinley | 1 | 0 | 1 | 0 | 5 | 0 | 0 | 6.0 | 4 | 0 | 0 | 0 | 1 | 8 | 0.00 | 1.00 | 0.83 |
| Bryce Elder | 0 | 0 | 0 | 0 | 1 | 1 | 1 | 6.0 | 5 | 1 | 1 | 0 | 1 | 3 | 1.50 | 3.17 | 1.00 |
| Raisel Iglesias | 1 | 0 | 2 | 1 | 4 | 0 | 0 | 4.0 | 4 | 2 | 1 | 0 | 2 | 3 | 2.25 | 3.17 | 1.50 |
| Pierce Johnson | 0 | 0 | 1 | 0 | 4 | 0 | 0 | 4.0 | 5 | 1 | 1 | 0 | 1 | 3 | 2.25 | 3.17 | 1.50 |
| José Suarez | 1 | 0 | 0 | 0 | 1 | 1 | 1 | 7.0 | 5 | 2 | 2 | 0 | 2 | 9 | 2.57 | 1.45 | 1.00 |
| Dylan Lee | 0 | 1 | 0 | 0 | 6 | 0 | 0 | 5.0 | 6 | 3 | 2 | 1 | 1 | 3 | 3.60 | 5.17 | 1.40 |
| Spencer Strider | 1 | 1 | 0 | 0 | 2 | 2 | 1 | 11.1 | 10 | 5 | 5 | 2 | 3 | 9 | 3.97 | 5.20 | 1.15 |
| Braves Career Batting vs. Washington | | | | | | | | | | | | | | | | | |
| Player | G | AB | R | H | 2B | 3B | HR | RBI | BB | SB | SO | AVG | OBP | SLG | | | |
| Drake Baldwin | 7 | 25 | 5 | 11 | 2 | 0 | 2 | 8 | 0 | 0 | 1 | .440 | .440 | .760 | | | |
| Vidal Bruján | 9 | 24 | 5 | 9 | 1 | 2 | 0 | 3 | 1 | 0 | 7 | .375 | .400 | .583 | | | |
| Michael Harris II | 50 | 190 | 27 | 58 | 10 | 2 | 7 | 27 | 10 | 9 | 32 | .305 | .348 | .489 | | | |
| Matt Olson | 55 | 211 | 39 | 63 | 15 | 1 | 14 | 40 | 22 | 0 | 57 | .299 | .363 | .578 | | | |
| Ozzie Albies | 100 | 388 | 71 | 115 | 28 | 3 | 13 | 51 | 36 | 12 | 72 | .296 | .357 | .485 | | | |
| Marcell Ozuna | 144 | 560 | 77 | 161 | 28 | 6 | 29 | 97 | 42 | 0 | 122 | .287 | .337 | .514 | | | |
| Ronald Acuña Jr. | 76 | 308 | 69 | 83 | 13 | 2 | 23 | 42 | 36 | 26 | 85 | .269 | .350 | .549 | | | |
| Ha-Seong Kim | 28 | 90 | 15 | 24 | 6 | 0 | 3 | 14 | 10 | 2 | 16 | .267 | .347 | .433 | | | |
| Luke Williams | 20 | 28 | 7 | 6 | 0 | 0 | 1 | 2 | 1 | 4 | 10 | .214 | .241 | .321 | | | |
| Jurickson Profar | 32 | 103 | 16 | 22 | 3 | 0 | 6 | 15 | 14 | 1 | 19 | .214 | .319 | .417 | | | |
| Nacho Alvarez Jr. | 3 | 6 | 1 | 1 | 0 | 0 | 0 | 0 | 0 | 0 | 2 | .167 | .167 | .167 | | | |
| Nick Allen | 15 | 43 | 4 | 7 | 0 | 0 | 0 | 2 | 4 | 1 | 12 | .163 | .234 | .163 | | | |
| Sandy León | 15 | 39 | 3 | 6 | 0 | 0 | 1 | 3 | 2 | 0 | 13 | .154 | .195 | .231 | | | |
| Eli White | 8 | 27 | 4 | 4 | 1 | 0 | 0 | 4 | 1 | 1 | 9 | .148 | .207 | .185 | | | |
| Braves Career Pitching vs. Washington | | | | | | | | | | | | | | | | | |
| Player | W | L | Sv | BS | G | GS | QS | IP | H | R | ER | HR | BB | SO | ERA | FIP | WHIP |
| Chris Sale | 0 | 2 | 0 | 0 | 7 | 5 | 3 | 31.2 | 24 | 10 | 9 | 0 | 8 | 36 | 2.56 | 1.75 | 1.01 |
| Bryce Elder | 2 | 1 | 0 | 0 | 5 | 5 | 2 | 31.2 | 29 | 10 | 10 | 3 | 5 | 20 | 2.84 | 3.78 | 1.07 |
| Hunter Stratton | 0 | 0 | 0 | 0 | 2 | 0 | 0 | 3.0 | 4 | 1 | 1 | 1 | 0 | 2 | 3.00 | 6.23 | 1.33 |
| Tyler Kinley | 1 | 0 | 1 | 0 | 22 | 0 | 0 | 20.2 | 21 | 8 | 8 | 1 | 7 | 23 | 3.48 | 2.88 | 1.35 |
| Raisel Iglesias | 2 | 1 | 8 | 1 | 24 | 1 | 0 | 30.2 | 32 | 13 | 12 | 5 | 5 | 34 | 3.52 | 3.85 | 1.21 |
| Dylan Lee | 1 | 1 | 0 | 1 | 16 | 0 | 0 | 17.2 | 16 | 8 | 7 | 4 | 2 | 17 | 3.57 | 4.50 | 1.02 |
| Pierce Johnson | 0 | 0 | 4 | 0 | 15 | 0 | 0 | 15.0 | 15 | 6 | 6 | 0 | 6 | 13 | 3.60 | 2.85 | 1.40 |
| Dane Dunning | 0 | 1 | 0 | 0 | 2 | 2 | 1 | 11.2 | 14 | 5 | 5 | 1 | 3 | 8 | 3.86 | 4.21 | 1.46 |
| Spencer Strider | 5 | 2 | 0 | 0 | 8 | 7 | 2 | 41.0 | 34 | 20 | 20 | 5 | 17 | 47 | 4.39 | 3.87 | 1.24 |
| José Suarez | 1 | 0 | 0 | 0 | 2 | 2 | 1 | 11.0 | 15 | 6 | 6 | 0 | 3 | 11 | 4.91 | 2.02 | 1.64 |
| Sandy León | 0 | 0 | 0 | 0 | 1 | 0 | 0 | 1.2 | 1 | 1 | 1 | 1 | 0 | 0 | 5.40 | 10.97 | 0.60 |
| Dylan Dodd | 0 | 0 | 0 | 0 | 1 | 1 | 0 | 6.0 | 9 | 5 | 5 | 0 | 1 | 1 | 7.50 | 3.42 | 1.67 |
| Joey Wentz | 0 | 1 | 0 | 0 | 3 | 1 | 0 | 4.0 | 11 | 7 | 7 | 2 | 4 | 3 | 15.75 | 11.97 | 3.75 |
| Hurston Waldrep | 0 | 1 | 0 | 0 | 1 | 1 | 0 | 3.2 | 4 | 7 | 7 | 1 | 4 | 1 | 17.18 | 9.44 | 2.18 |
| Braves Career Batting at Nationals Park | | | | | | | | | | | | | | | | | |
| Player | G | AB | R | H | 2B | 3B | HR | RBI | BB | SB | SO | AVG | OBP | SLG | | | |
| Matt Olson | 28 | 119 | 24 | 43 | 9 | 1 | 11 | 31 | 10 | 0 | 33 | .361 | .408 | .731 | | | |
| Michael Harris II | 28 | 112 | 20 | 35 | 8 | 1 | 5 | 17 | 5 | 5 | 20 | .313 | .347 | .536 | | | |
| Ozzie Albies | 50 | 199 | 37 | 61 | 15 | 1 | 8 | 27 | 16 | 7 | 30 | .307 | .355 | .513 | | | |
| Ha-Seong Kim | 14 | 46 | 9 | 14 | 5 | 0 | 1 | 7 | 3 | 1 | 10 | .304 | .347 | .478 | | | |
| Marcell Ozuna | 72 | 290 | 37 | 79 | 16 | 1 | 14 | 44 | 22 | 0 | 68 | .272 | .324 | .479 | | | |
| Drake Baldwin | 4 | 16 | 2 | 4 | 1 | 0 | 1 | 5 | 0 | 0 | 1 | .250 | .250 | .500 | | | |
| Ronald Acuña Jr. | 43 | 183 | 34 | 41 | 6 | 1 | 13 | 20 | 17 | 14 | 51 | .224 | .297 | .481 | | | |
| Luke Williams | 10 | 18 | 5 | 4 | 0 | 0 | 1 | 1 | 1 | 2 | 5 | .222 | .263 | .389 | | | |
| Jurickson Profar | 17 | 59 | 11 | 12 | 2 | 0 | 4 | 6 | 9 | 1 | 10 | .203 | .319 | .441 | | | |
| Vidal Bruján | 5 | 10 | 1 | 2 | 1 | 0 | 0 | 2 | 1 | 0 | 6 | .200 | .273 | .300 | | | |
| Sandy León | 28 | 74 | 4 | 13 | 3 | 0 | 0 | 2 | 4 | 0 | 30 | .176 | .237 | .216 | | | |
| Nick Allen | 9 | 24 | 1 | 4 | 0 | 0 | 0 | 1 | 2 | 1 | 6 | .167 | .231 | .167 | | | |
| Nacho Alvarez Jr. | 3 | 6 | 1 | 1 | 0 | 0 | 0 | 0 | 0 | 0 | 2 | .167 | .167 | .167 | | | |
| Eli White | 4 | 13 | 1 | 1 | 1 | 0 | 0 | 2 | 0 | 0 | 4 | .077 | .077 | .154 | | | |
| Chris Sale | 1 | 1 | 0 | 0 | 0 | 0 | 0 | 0 | 0 | 0 | 1 | .000 | .000 | .000 | | | |
| Braves Career Pitching at Nationals Park | | | | | | | | | | | | | | | | | |
| Player | W | L | Sv | BS | G | GS | QS | IP | H | R | ER | HR | BB | SO | ERA | FIP | WHIP |
| Bryce Elder | 1 | 0 | 0 | 0 | 1 | 1 | 1 | 9.0 | 6 | 0 | 0 | 0 | 1 | 6 | 0.00 | 2.11 | 0.78 |
| Hunter Stratton | 0 | 0 | 0 | 0 | 1 | 0 | 0 | 1.0 | 1 | 0 | 0 | 0 | 0 | 1 | 0.00 | 1.17 | 1.00 |
| Pierce Johnson | 0 | 0 | 0 | 0 | 5 | 0 | 0 | 4.2 | 6 | 1 | 1 | 0 | 1 | 4 | 1.93 | 2.75 | 1.50 |
| Chris Sale | 0 | 2 | 0 | 0 | 4 | 4 | 2 | 21.2 | 14 | 7 | 6 | 0 | 7 | 29 | 2.49 | 1.62 | 0.97 |
| José Suarez | 1 | 0 | 0 | 0 | 1 | 1 | 1 | 7.0 | 5 | 2 | 2 | 0 | 2 | 9 | 2.57 | 1.45 | 1.00 |
| Raisel Iglesias | 0 | 1 | 3 | 0 | 11 | 0 | 0 | 12.2 | 12 | 5 | 5 | 3 | 2 | 10 | 3.55 | 5.15 | 1.11 |
| Tyler Kinley | 1 | 0 | 0 | 0 | 11 | 0 | 0 | 12.1 | 13 | 5 | 5 | 0 | 4 | 11 | 3.65 | 2.36 | 1.38 |
| Dylan Lee | 1 | 1 | 0 | 0 | 9 | 0 | 0 | 11.1 | 9 | 6 | 5 | 2 | 2 | 12 | 3.97 | 3.85 | 0.97 |
| Spencer Strider | 4 | 2 | 0 | 0 | 6 | 6 | 2 | 32.2 | 25 | 16 | 16 | 5 | 11 | 37 | 4.41 | 4.10 | 1.10 |
| Sandy León | 0 | 0 | 0 | 0 | 1 | 0 | 0 | 1.2 | 1 | 1 | 1 | 1 | 0 | 0 | 5.40 | 10.97 | 0.60 |
| Dane Dunning | 0 | 1 | 0 | 0 | 1 | 1 | 0 | 5.2 | 7 | 4 | 4 | 1 | 2 | 4 | 6.35 | 5.73 | 1.59 |
| Hurston Waldrep | 0 | 1 | 0 | 0 | 1 | 1 | 0 | 3.2 | 4 | 7 | 7 | 1 | 4 | 1 | 17.18 | 9.44 | 2.18 |
| Joey Wentz | 0 | 1 | 0 | 0 | 1 | 1 | 0 | 2.0 | 10 | 6 | 6 | 2 | 0 | 1 | 27.00 | 15.25 | 5.00 |

Braves Batters vs. Washington

VS. BRAD LORD

| Career | BA | SLG | OBP | AB | H | DO | TR | HR | BB | SO |
|-------------------|------|------|------|----|---|----|----|----|----|----|
| Ozzie Albies | .667 | .667 | .667 | 3 | 2 | 0 | 0 | 0 | 0 | 1 |
| Marcell Ozuna | .500 | .500 | .333 | 2 | 1 | 0 | 0 | 0 | 0 | 0 |
| Eli White | .500 | .500 | .667 | 2 | 1 | 0 | 0 | 0 | 1 | 1 |
| Drake Baldwin | .500 | .500 | .500 | 2 | 1 | 0 | 0 | 0 | 0 | 0 |
| Austin Riley | .333 | .333 | .333 | 3 | 1 | 0 | 0 | 0 | 0 | 1 |
| Matt Olson | .000 | .000 | .000 | 3 | 0 | 0 | 0 | 0 | 0 | 2 |
| Nick Allen | .000 | .000 | .000 | 2 | 0 | 0 | 0 | 0 | 0 | 2 |
| Michael Harris II | .000 | .000 | .000 | 2 | 0 | 0 | 0 | 0 | 0 | 1 |
| Jake Fraley | .000 | .000 | .000 | 1 | 0 | 0 | 0 | 0 | 0 | 0 |

VS. CADE CAVALLI

| Career | BA | SLG | OBP | AB | H | DO | TR | HR | BB | SO |
|-------------|------|------|------|----|---|----|----|----|----|----|
| Jake Fraley | .000 | .000 | .000 | 3 | 0 | 0 | 0 | 0 | 0 | 1 |

VS. JACKSON RUTLEDGE

| Career | BA | SLG | OBP | AB | H | DO | TR | HR | BB | SO |
|-------------------|-------|-------|-------|----|---|----|----|----|----|----|
| Jake Fraley | 1.000 | 1.000 | 1.000 | 2 | 2 | 0 | 0 | 0 | 1 | 0 |
| Austin Riley | .667 | 1.000 | .667 | 3 | 2 | 1 | 0 | 0 | 0 | 0 |
| Ozzie Albies | .500 | .500 | .667 | 6 | 3 | 0 | 0 | 0 | 3 | 0 |
| Marcell Ozuna | .500 | 1.500 | .600 | 4 | 2 | 1 | 0 | 1 | 0 | 0 |
| Eli White | .500 | .500 | .500 | 2 | 1 | 0 | 0 | 0 | 0 | 0 |
| Matt Olson | .333 | .333 | .500 | 3 | 1 | 0 | 0 | 0 | 1 | 0 |
| Ronald Acuna Jr. | .250 | .250 | .250 | 4 | 1 | 0 | 0 | 0 | 0 | 2 |
| Michael Harris II | .125 | .250 | .125 | 8 | 1 | 1 | 0 | 0 | 0 | 0 |
| Sean Murphy | .000 | .000 | .000 | 4 | 0 | 0 | 0 | 0 | 0 | 2 |
| Luke Williams | .000 | .000 | .000 | 2 | 0 | 0 | 0 | 0 | 0 | 1 |
| Nick Allen | .000 | .000 | .000 | 1 | 0 | 0 | 0 | 0 | 0 | 0 |
| Sandy Leon | .000 | .000 | .000 | 1 | 0 | 0 | 0 | 0 | 0 | 0 |
| Vidal Brujan | .000 | .000 | .000 | 1 | 0 | 0 | 0 | 0 | 0 | 0 |
| Ha-seong Kim | .000 | .000 | .000 | 1 | 0 | 0 | 0 | 0 | 0 | 1 |
| Drake Baldwin | .000 | .000 | .000 | 1 | 0 | 0 | 0 | 0 | 0 | 0 |

VS. JAKE IRVIN

| Career | BA | SLG | OBP | AB | H | DO | TR | HR | BB | SO |
|-------------------|------|-------|------|----|---|----|----|----|----|----|
| Jake Fraley | .600 | .800 | .600 | 10 | 6 | 2 | 0 | 0 | 0 | 1 |
| Ronald Acuna Jr. | .600 | 1.000 | .600 | 5 | 3 | 0 | 1 | 0 | 0 | 0 |
| Jurickson Profar | .500 | 2.000 | .667 | 2 | 1 | 0 | 0 | 1 | 1 | 0 |
| Vidal Brujan | .400 | .600 | .400 | 5 | 2 | 1 | 0 | 0 | 0 | 1 |
| Michael Harris II | .389 | .500 | .450 | 18 | 7 | 2 | 0 | 0 | 2 | 3 |
| Austin Riley | .333 | .333 | .455 | 9 | 3 | 0 | 0 | 0 | 2 | 3 |
| Ha-seong Kim | .333 | .333 | .333 | 3 | 1 | 0 | 0 | 0 | 0 | 1 |
| Marcell Ozuna | .286 | .571 | .375 | 14 | 4 | 1 | 0 | 1 | 2 | 3 |
| Matt Olson | .188 | .375 | .235 | 16 | 3 | 0 | 0 | 1 | 1 | 5 |
| Ozzie Albies | .182 | .273 | .308 | 11 | 2 | 1 | 0 | 0 | 2 | 0 |
| Sean Murphy | .111 | .111 | .111 | 9 | 1 | 0 | 0 | 0 | 0 | 1 |
| Nick Allen | .000 | .000 | .000 | 8 | 0 | 0 | 0 | 0 | 0 | 2 |
| Eli White | .000 | .000 | .000 | 6 | 0 | 0 | 0 | 0 | 0 | 2 |
| Drake Baldwin | .000 | .000 | .000 | 3 | 0 | 0 | 0 | 0 | 0 | 1 |

VS. JOSE A. FERRER

| Career | BA | SLG | OBP | AB | H | DO | TR | HR | BB | SO |
|-------------------|-------|-------|-------|----|---|----|----|----|----|----|
| Ha-seong Kim | 1.000 | 2.000 | 1.000 | 1 | 1 | 1 | 0 | 0 | 0 | 0 |
| Austin Riley | .500 | .500 | .667 | 2 | 1 | 0 | 0 | 0 | 1 | 1 |
| Michael Harris II | .333 | .333 | .333 | 9 | 3 | 0 | 0 | 0 | 0 | 2 |
| Marcell Ozuna | .250 | .250 | .250 | 4 | 1 | 0 | 0 | 0 | 0 | 2 |
| Matt Olson | .167 | .167 | .167 | 6 | 1 | 0 | 0 | 0 | 0 | 2 |
| Ozzie Albies | .000 | .000 | .000 | 3 | 0 | 0 | 0 | 0 | 0 | 0 |
| Nick Allen | .000 | .000 | .000 | 2 | 0 | 0 | 0 | 0 | 0 | 0 |
| Jake Fraley | .000 | --- | 1.000 | 0 | 0 | 0 | 0 | 0 | 1 | 0 |
| Sean Murphy | .000 | --- | 1.000 | 0 | 0 | 0 | 0 | 0 | 0 | 0 |
| Drake Baldwin | .000 | .000 | .000 | 1 | 0 | 0 | 0 | 0 | 0 | 0 |

VS. KONNOR PILKINGTON

| Career | BA | SLG | OBP | AB | H | DO | TR | HR | BB | SO |
|-------------------|------|------|------|----|---|----|----|----|----|----|
| Jurickson Profar | .000 | .000 | .667 | 1 | 0 | 0 | 0 | 0 | 2 | 0 |
| Sean Murphy | .000 | .000 | .333 | 2 | 0 | 0 | 0 | 0 | 0 | 0 |
| Matt Olson | .000 | .000 | .000 | 1 | 0 | 0 | 0 | 0 | 0 | 0 |
| Jake Fraley | .000 | .000 | .000 | 1 | 0 | 0 | 0 | 0 | 0 | 0 |
| Ronald Acuna Jr. | .000 | .000 | .000 | 1 | 0 | 0 | 0 | 0 | 0 | 0 |
| Michael Harris II | .000 | .000 | .000 | 1 | 0 | 0 | 0 | 0 | 0 | 0 |
| Nacho Alvarez | .000 | .000 | .000 | 1 | 0 | 0 | 0 | 0 | 0 | 0 |

VS. MACKENZIE GORE

| Career | BA | SLG | OBP | AB | H | DO | TR | HR | BB | SO |
|-------------------|------|-------|------|----|---|----|----|----|----|----|
| Marcell Ozuna | .412 | .647 | .474 | 17 | 7 | 1 | 0 | 1 | 2 | 4 |
| Ozzie Albies | .333 | .667 | .333 | 15 | 5 | 2 | 0 | 1 | 0 | 3 |
| Austin Riley | .333 | .417 | .308 | 12 | 4 | 1 | 0 | 0 | 0 | 5 |
| Ronald Acuna Jr. | .333 | 1.000 | .556 | 6 | 2 | 1 | 0 | 1 | 3 | 1 |
| Matt Olson | .250 | .400 | .375 | 20 | 5 | 3 | 0 | 0 | 4 | 6 |
| Michael Harris II | .214 | .643 | .313 | 14 | 3 | 0 | 0 | 2 | 1 | 1 |
| Jurickson Profar | .125 | .125 | .222 | 8 | 1 | 0 | 0 | 0 | 0 | 3 |
| Sean Murphy | .000 | .000 | .250 | 6 | 0 | 0 | 0 | 0 | 1 | 3 |
| Ha-seong Kim | .000 | .000 | .250 | 6 | 0 | 0 | 0 | 0 | 2 | 2 |
| Nick Allen | .000 | .000 | .000 | 4 | 0 | 0 | 0 | 0 | 0 | 2 |
| Sandy Leon | .000 | .000 | .000 | 2 | 0 | 0 | 0 | 0 | 0 | 1 |
| Luke Williams | .000 | .000 | .000 | 2 | 0 | 0 | 0 | 0 | 0 | 1 |
| Nacho Alvarez | .000 | .000 | .000 | 2 | 0 | 0 | 0 | 0 | 0 | 2 |

VS. MASON THOMPSON

| Career | BA | SLG | OBP | AB | H | DO | TR | HR | BB | SO |
|-------------------|-------|-------|-------|----|---|----|----|----|----|----|
| Ronald Acuna Jr. | 1.000 | 4.000 | 1.000 | 1 | 1 | 0 | 0 | 1 | 0 | 0 |
| Drake Baldwin | 1.000 | 2.000 | 1.000 | 1 | 1 | 1 | 0 | 0 | 0 | 0 |
| Matt Olson | .667 | 1.333 | .750 | 3 | 2 | 0 | 1 | 0 | 1 | 0 |
| Ozzie Albies | .500 | .500 | .667 | 2 | 1 | 0 | 0 | 0 | 1 | 0 |
| Ha-seong Kim | .500 | .500 | .500 | 2 | 1 | 0 | 0 | 0 | 0 | 0 |
| Marcell Ozuna | .333 | .333 | .333 | 3 | 1 | 0 | 0 | 0 | 0 | 0 |
| Austin Riley | .000 | .000 | .000 | 5 | 0 | 0 | 0 | 0 | 0 | 1 |
| Jurickson Profar | .000 | .000 | .500 | 1 | 0 | 0 | 0 | 0 | 1 | 1 |
| Sean Murphy | .000 | .000 | .000 | 2 | 0 | 0 | 0 | 0 | 0 | 1 |
| Michael Harris II | .000 | .000 | .000 | 2 | 0 | 0 | 0 | 0 | 0 | 1 |
| Vidal Brujan | .000 | .000 | .000 | 1 | 0 | 0 | 0 | 0 | 0 | 1 |

VS. MITCHELL PARKER

| Career | BA | SLG | OBP | AB | H | DO | TR | HR | BB | SO |
|-------------------|------|-------|------|----|---|----|----|----|----|----|
| Ronald Acuna Jr. | .500 | .500 | .667 | 2 | 1 | 0 | 0 | 0 | 1 | 0 |
| Vidal Brujan | .500 | .500 | .500 | 2 | 1 | 0 | 0 | 0 | 0 | 0 |
| Matt Olson | .429 | 1.000 | .429 | 14 | 6 | 2 | 0 | 2 | 0 | 3 |
| Jurickson Profar | .400 | 1.000 | .400 | 5 | 2 | 0 | 0 | 1 | 0 | 1 |
| Michael Harris II | .364 | .636 | .364 | 11 | 4 | 1 | 1 | 0 | 0 | 1 |
| Ha-seong Kim | .333 | .667 | .600 | 3 | 1 | 1 | 0 | 0 | 2 | 0 |
| Nick Allen | .333 | .333 | .500 | 3 | 1 | 0 | 0 | 0 | 1 | 1 |
| Drake Baldwin | .333 | .333 | .333 | 3 | 1 | 0 | 0 | 0 | 0 | 0 |
| Marcell Ozuna | .308 | .308 | .308 | 13 | 4 | 0 | 0 | 0 | 0 | 3 |
| Ozzie Albies | .231 | .308 | .231 | 13 | 3 | 1 | 0 | 0 | 0 | 3 |
| Eli White | .200 | .400 | .200 | 5 | 1 | 1 | 0 | 0 | 0 | 3 |
| Austin Riley | .091 | .091 | .167 | 11 | 1 | 0 | 0 | 0 | 1 | 2 |
| Sean Murphy | .000 | .000 | .000 | 10 | 0 | 0 | 0 | 0 | 0 | 1 |
| Nacho Alvarez | .000 | .000 | .000 | 2 | 0 | 0 | 0 | 0 | 0 | 0 |

VS. ORLANDO RIBALTA

| Career | BA | SLG | OBP | AB | H | DO | TR | HR | BB | SO |
|-------------------|-------|-------|-------|----|---|----|----|----|----|----|
| Ronald Acuna Jr. | 1.000 | 4.000 | 1.000 | 1 | 1 | 0 | 0 | 1 | 0 | 0 |
| Vidal Brujan | 1.000 | 1.000 | 1.000 | 1 | 1 | 0 | 0 | 0 | 0 | 0 |
| Michael Harris II | 1.000 | 1.000 | 1.000 | 1 | 1 | 0 | 0 | 0 | 0 | 0 |
| Drake Baldwin | 1.000 | 4.000 | 1.000 | 1 | 1 | 0 | 0 | 1 | 0 | 0 |
| Ozzie Albies | .500 | .500 | .500 | 2 | 1 | 0 | 0 | 0 | 0 | 0 |
| Ha-seong Kim | .500 | .500 | .500 | 2 | 1 | 0 | 0 | 0 | 0 | 1 |
| Jurickson Profar | .000 | .000 | .000 | 1 | 0 | 0 | 0 | 0 | 0 | 0 |
| Marcell Ozuna | .000 | .000 | .000 | 1 | 0 | 0 | 0 | 0 | 0 | 1 |
| Matt Olson | .000 | .000 | .000 | 1 | 0 | 0 | 0 | 0 | 0 | 1 |
| Eli White | .000 | .000 | .000 | 1 | 0 | 0 | 0 | 0 | 0 | 0 |

VS. PJ POULIN

| Career | BA | SLG | OBP | AB | H | DO | TR | HR | BB | SO |
|------------------|-------|-------|-------|----|---|----|----|----|----|----|
| Matt Olson | 1.000 | 2.000 | 1.000 | 1 | 1 | 1 | 0 | 0 | 0 | 0 |
| Ronald Acuna Jr. | .000 | --- | 1.000 | 0 | 0 | 0 | 0 | 0 | 2 | 0 |
| Jurickson Profar | .000 | .000 | .000 | 1 | 0 | 0 | 0 | 0 | 0 | 0 |
| Marcell Ozuna | .000 | .000 | .000 | 1 | 0 | 0 | 0 | 0 | 0 | 0 |
| Ozzie Albies | .000 | --- | .000 | 0 | 0 | 0 | 0 | 0 | 0 | 0 |
| Drake Baldwin | .000 | .000 | .000 | 1 | 0 | 0 | 0 | 0 | 0 | 0 |

VS. SHINNOSUKE OGASAWARA

| Career | BA | SLG | OBP | AB | H | DO | TR | HR | BB | SO |
|-------------------|-------|-------|-------|----|---|----|----|----|----|----|
| Nacho Alvarez | 1.000 | 1.000 | 1.000 | 1 | 1 | 0 | 0 | 0 | 0 | 0 |
| Matt Olson | .500 | 1.000 | .500 | 2 | 1 | 1 | 0 | 0 | 0 | 0 |
| Ronald Acuna Jr. | .500 | .500 | .500 | 2 | 1 | 0 | 0 | 0 | 0 | 1 |
| Drake Baldwin | .500 | .500 | .500 | 2 | 1 | 0 | 0 | 0 | 0 | 0 |
| Marcell Ozuna | .000 | .000 | .000 | 2 | 0 | 0 | 0 | 0 | 0 | 1 |
| Ozzie Albies | .000 | .000 | .000 | 2 | 0 | 0 | 0 | 0 | 0 | 0 |
| Jurickson Profar | .000 | --- | 1.000 | 0 | 0 | 0 | 0 | 0 | 0 | 0 |
| Ha-seong Kim | .000 | --- | 1.000 | 0 | 0 | 0 | 0 | 0 | 1 | 0 |
| Michael Harris II | .000 | .000 | .000 | 1 | 0 | 0 | 0 | 0 | 0 | 0 |

Alphabetized by pitcher first name

Stats include all regular season at-bats between the players. Does not include postseason play.

Braves Pitchers vs. Washington

VS. BRYCE ELDER

| Career | BA | SLG | OBP | AB | H | DO | TR | HR | BB | SO |
|-----------------|------|-------|------|----|---|----|----|----|----|----|
| Luis Garcia Jr. | .625 | 1.000 | .667 | 8 | 5 | 3 | 0 | 0 | 1 | 1 |
| Dylan Crews | .500 | .500 | .500 | 2 | 1 | 0 | 0 | 0 | 0 | 0 |
| CJ Abrams | .417 | .417 | .462 | 12 | 5 | 0 | 0 | 0 | 1 | 0 |
| Keibert Ruiz | .400 | .400 | .400 | 5 | 2 | 0 | 0 | 0 | 0 | 0 |
| James Wood | .333 | .333 | .333 | 3 | 1 | 0 | 0 | 0 | 0 | 1 |
| Josh Bell | .167 | .417 | .231 | 12 | 2 | 0 | 0 | 1 | 0 | 2 |
| Riley Adams | .000 | .000 | .000 | 5 | 0 | 0 | 0 | 0 | 0 | 2 |
| Jorge Alfaro | .000 | .000 | .000 | 2 | 0 | 0 | 0 | 0 | 0 | 1 |

VS. CHRIS SALE

| Career | BA | SLG | OBP | AB | H | DO | TR | HR | BB | SO |
|-----------------|------|------|------|----|---|----|----|----|----|----|
| CJ Abrams | .333 | .667 | .333 | 3 | 1 | 1 | 0 | 0 | 0 | 1 |
| James Wood | .333 | .333 | .333 | 3 | 1 | 0 | 0 | 0 | 0 | 0 |
| Dylan Crews | .333 | .333 | .333 | 3 | 1 | 0 | 0 | 0 | 0 | 0 |
| Keibert Ruiz | .286 | .571 | .375 | 7 | 2 | 2 | 0 | 0 | 0 | 2 |
| Josh Bell | .231 | .538 | .286 | 13 | 3 | 1 | 0 | 1 | 1 | 3 |
| Jacob Young | .222 | .333 | .222 | 9 | 2 | 1 | 0 | 0 | 0 | 4 |
| Nasim Nunez | .200 | .200 | .333 | 5 | 1 | 0 | 0 | 0 | 1 | 1 |
| Riley Adams | .200 | .400 | .200 | 5 | 1 | 1 | 0 | 0 | 0 | 1 |
| Andres Chaparro | .167 | .333 | .167 | 6 | 1 | 1 | 0 | 0 | 0 | 1 |
| Paul DeJong | .111 | .111 | .111 | 9 | 1 | 0 | 0 | 0 | 0 | 6 |
| Drew Millas | .000 | .000 | .000 | 3 | 0 | 0 | 0 | 0 | 0 | 2 |
| Daylen Lile | .000 | .000 | .000 | 3 | 0 | 0 | 0 | 0 | 0 | 0 |
| Brady House | .000 | .000 | .000 | 3 | 0 | 0 | 0 | 0 | 0 | 1 |

VS. DANE DUNNING

| Career | BA | SLG | OBP | AB | H | DO | TR | HR | BB | SO |
|-----------------|------|-------|------|----|---|----|----|----|----|----|
| Keibert Ruiz | .600 | .800 | .667 | 5 | 3 | 1 | 0 | 0 | 1 | 0 |
| Josh Bell | .600 | 1.200 | .600 | 5 | 3 | 1 | 1 | 0 | 0 | 1 |
| Luis Garcia Jr. | .400 | .600 | .400 | 5 | 2 | 1 | 0 | 0 | 0 | 1 |
| CJ Abrams | .333 | .333 | .333 | 3 | 1 | 0 | 0 | 0 | 0 | 0 |
| Paul DeJong | .000 | .000 | .000 | 3 | 0 | 0 | 0 | 0 | 0 | 0 |

VS. DYLAN DODD

| Career | BA | SLG | OBP | AB | H | DO | TR | HR | BB | SO |
|--------------|------|-------|------|----|---|----|----|----|----|----|
| Keibert Ruiz | .667 | 1.000 | .667 | 3 | 2 | 1 | 0 | 0 | 0 | 0 |
| CJ Abrams | .250 | .250 | .250 | 4 | 1 | 0 | 0 | 0 | 0 | 0 |
| Drew Millas | .000 | .000 | .333 | 2 | 0 | 0 | 0 | 0 | 1 | 0 |
| Jacob Young | .000 | .000 | .000 | 3 | 0 | 0 | 0 | 0 | 0 | 0 |

VS. DYLAN LEE

| Career | BA | SLG | OBP | AB | H | DO | TR | HR | BB | SO |
|-----------------|------|------|------|----|---|----|----|----|----|----|
| Keibert Ruiz | .286 | .429 | .286 | 7 | 2 | 1 | 0 | 0 | 0 | 1 |
| CJ Abrams | .286 | .714 | .286 | 7 | 2 | 0 | 0 | 1 | 0 | 2 |
| Josh Bell | .250 | .250 | .250 | 4 | 1 | 0 | 0 | 0 | 0 | 2 |
| Luis Garcia Jr. | .000 | .000 | .000 | 5 | 0 | 0 | 0 | 0 | 0 | 2 |
| James Wood | .000 | .000 | .200 | 4 | 0 | 0 | 0 | 0 | 1 | 0 |
| Jacob Young | .000 | .000 | .000 | 3 | 0 | 0 | 0 | 0 | 0 | 0 |
| Paul DeJong | .000 | .000 | .500 | 1 | 0 | 0 | 0 | 0 | 1 | 1 |
| Andres Chaparro | .000 | .000 | .000 | 1 | 0 | 0 | 0 | 0 | 0 | 0 |
| Nasim Nunez | .000 | .000 | .000 | 1 | 0 | 0 | 0 | 0 | 0 | 0 |
| Dylan Crews | .000 | .000 | .000 | 1 | 0 | 0 | 0 | 0 | 0 | 1 |

VS. HUNTER STRATTON

| Career | BA | SLG | OBP | AB | H | DO | TR | HR | BB | SO |
|-----------------|-------|-------|-------|----|---|----|----|----|----|----|
| Keibert Ruiz | 1.000 | 1.000 | 1.000 | 1 | 1 | 0 | 0 | 0 | 0 | 0 |
| CJ Abrams | .500 | .500 | .500 | 2 | 1 | 0 | 0 | 0 | 0 | 0 |
| Josh Bell | .333 | .333 | .500 | 3 | 1 | 0 | 0 | 0 | 0 | 0 |
| Luis Garcia Jr. | .000 | .000 | .000 | 1 | 0 | 0 | 0 | 0 | 0 | 1 |

VS. HURSTON WALDREP

| Career | BA | SLG | OBP | AB | H | DO | TR | HR | BB | SO |
|-----------------|------|-------|------|----|---|----|----|----|----|----|
| Keibert Ruiz | .500 | 2.000 | .500 | 2 | 1 | 0 | 0 | 1 | 0 | 0 |
| Luis Garcia Jr. | .500 | .500 | .500 | 2 | 1 | 0 | 0 | 0 | 0 | 0 |
| CJ Abrams | .000 | .000 | .000 | 2 | 0 | 0 | 0 | 0 | 0 | 0 |
| Jacob Young | .000 | .000 | .500 | 1 | 0 | 0 | 0 | 0 | 1 | 0 |

VS. JOEY WENTZ

| Career | BA | SLG | OBP | AB | H | DO | TR | HR | BB | SO |
|-----------------|-------|-------|-------|----|---|----|----|----|----|----|
| Riley Adams | 1.000 | 4.000 | 1.000 | 1 | 1 | 0 | 0 | 1 | 0 | 0 |
| Nasim Nunez | 1.000 | 1.000 | 1.000 | 1 | 1 | 0 | 0 | 0 | 0 | 0 |
| Josh Bell | .000 | .000 | .333 | 2 | 0 | 0 | 0 | 0 | 1 | 0 |
| Keibert Ruiz | .000 | --- | 1.000 | 0 | 0 | 0 | 0 | 0 | 1 | 0 |
| Luis Garcia Jr. | .000 | .000 | .000 | 1 | 0 | 0 | 0 | 0 | 0 | 0 |
| Andres Chaparro | .000 | --- | 1.000 | 0 | 0 | 0 | 0 | 0 | 0 | 0 |
| CJ Abrams | .000 | .000 | .000 | 1 | 0 | 0 | 0 | 0 | 0 | 0 |
| James Wood | .000 | .000 | .000 | 1 | 0 | 0 | 0 | 0 | 0 | 1 |
| Dylan Crews | .000 | --- | 1.000 | 0 | 0 | 0 | 0 | 0 | 1 | 0 |

VS. JOSE SUAREZ

| Career | BA | SLG | OBP | AB | H | DO | TR | HR | BB | SO |
|-----------------|------|------|------|----|---|----|----|----|----|----|
| Andres Chaparro | .500 | .500 | .667 | 2 | 1 | 0 | 0 | 0 | 1 | 0 |
| Dylan Crews | .500 | .500 | .667 | 2 | 1 | 0 | 0 | 0 | 1 | 0 |
| Josh Bell | .333 | .333 | .333 | 3 | 1 | 0 | 0 | 0 | 0 | 1 |
| Jacob Young | .333 | .333 | .333 | 3 | 1 | 0 | 0 | 0 | 0 | 1 |
| Daylen Lile | .333 | .333 | .333 | 3 | 1 | 0 | 0 | 0 | 0 | 0 |
| Brady House | .333 | .333 | .333 | 3 | 1 | 0 | 0 | 0 | 0 | 1 |
| CJ Abrams | .200 | .200 | .167 | 5 | 1 | 0 | 0 | 0 | 0 | 2 |
| James Wood | .000 | .000 | .000 | 4 | 0 | 0 | 0 | 0 | 0 | 3 |
| Jorge Alfaro | .000 | .000 | .000 | 3 | 0 | 0 | 0 | 0 | 0 | 1 |
| Luis Garcia Jr. | .000 | .000 | .000 | 3 | 0 | 0 | 0 | 0 | 0 | 1 |
| Keibert Ruiz | .000 | .000 | .000 | 2 | 0 | 0 | 0 | 0 | 0 | 0 |

VS. PIERCE JOHNSON

| Career | BA | SLG | OBP | AB | H | DO | TR | HR | BB | SO |
|--------------------|-------|-------|-------|----|---|----|----|----|----|----|
| Jorge Alfaro | 1.000 | 1.000 | 1.000 | 1 | 1 | 0 | 0 | 0 | 0 | 0 |
| Robert Hassell III | 1.000 | 1.000 | 1.000 | 1 | 1 | 0 | 0 | 0 | 0 | 0 |
| Daylen Lile | 1.000 | 3.000 | 1.000 | 1 | 1 | 0 | 1 | 0 | 0 | 0 |
| Paul DeJong | .500 | .500 | .500 | 2 | 1 | 0 | 0 | 0 | 0 | 0 |
| Josh Bell | .286 | .286 | .375 | 7 | 2 | 0 | 0 | 0 | 1 | 0 |
| Keibert Ruiz | .200 | .200 | .200 | 5 | 1 | 0 | 0 | 0 | 0 | 1 |
| CJ Abrams | .167 | .333 | .167 | 6 | 1 | 1 | 0 | 0 | 0 | 2 |
| Luis Garcia Jr. | .000 | .000 | .000 | 4 | 0 | 0 | 0 | 0 | 0 | 2 |
| Jacob Young | .000 | .000 | .000 | 4 | 0 | 0 | 0 | 0 | 0 | 1 |
| Dylan Crews | .000 | .000 | .000 | 2 | 0 | 0 | 0 | 0 | 0 | 2 |
| Andres Chaparro | .000 | .000 | .000 | 1 | 0 | 0 | 0 | 0 | 0 | 0 |

VS. RAISEL IGLESIAS

| Career | BA | SLG | OBP | AB | H | DO | TR | HR | BB | SO |
|--------------------|-------|-------|-------|----|---|----|----|----|----|----|
| Dylan Crews | 1.000 | 1.000 | 1.000 | 1 | 1 | 0 | 0 | 0 | 0 | 0 |
| Jorge Alfaro | .500 | 2.000 | .500 | 2 | 1 | 0 | 0 | 1 | 0 | 1 |
| Keibert Ruiz | .429 | .429 | .429 | 7 | 3 | 0 | 0 | 0 | 0 | 2 |
| Josh Bell | .333 | .333 | .333 | 15 | 5 | 0 | 0 | 0 | 0 | 1 |
| Luis Garcia Jr. | .333 | .333 | .333 | 6 | 2 | 0 | 0 | 0 | 0 | 2 |
| CJ Abrams | .167 | .333 | .167 | 6 | 1 | 1 | 0 | 0 | 0 | 0 |
| Paul DeJong | .000 | .000 | .231 | 10 | 0 | 0 | 0 | 0 | 3 | 6 |
| Robert Hassell III | .000 | .000 | .000 | 2 | 0 | 0 | 0 | 0 | 0 | 1 |
| Jacob Young | .000 | .000 | .500 | 1 | 0 | 0 | 0 | 0 | 0 | 1 |
| Riley Adams | .000 | .000 | .000 | 1 | 0 | 0 | 0 | 0 | 0 | 0 |
| Andres Chaparro | .000 | .000 | .000 | 1 | 0 | 0 | 0 | 0 | 0 | 0 |
| Nasim Nunez | .000 | --- | 1.000 | 0 | 0 | 0 | 0 | 0 | 1 | 0 |
| James Wood | .000 | .000 | .000 | 1 | 0 | 0 | 0 | 0 | 0 | 1 |

VS. SPENCER STRIDER

| Career | BA | SLG | OBP | AB | H | DO | TR | HR | BB | SO |
|--------------------|------|-------|------|----|---|----|----|----|----|----|
| Daylen Lile | .667 | 1.667 | .667 | 3 | 2 | 0 | 0 | 1 | 0 | 0 |
| James Wood | .400 | .400 | .400 | 5 | 2 | 0 | 0 | 0 | 0 | 1 |
| Luis Garcia Jr. | .389 | .778 | .389 | 18 | 7 | 1 | 0 | 2 | 0 | 4 |
| Jacob Young | .333 | .333 | .500 | 3 | 1 | 0 | 0 | 0 | 1 | 1 |
| Keibert Ruiz | .294 | .471 | .294 | 17 | 5 | 3 | 0 | 0 | 0 | 4 |
| Dylan Crews | .250 | 1.000 | .400 | 4 | 1 | 0 | 0 | 1 | 1 | 0 |
| CJ Abrams | .231 | .308 | .375 | 13 | 3 | 1 | 0 | 0 | 2 | 1 |
| Paul DeJong | .167 | .167 | .167 | 6 | 1 | 0 | 0 | 0 | 0 | 4 |
| Josh Bell | .000 | .000 | .364 | 7 | 0 | 0 | 0 | 0 | 3 | 4 |
| Riley Adams | .000 | .000 | .000 | 2 | 0 | 0 | 0 | 0 | 0 | 1 |
| Robert Hassell III | .000 | .000 | .000 | 2 | 0 | 0 | 0 | 0 | 0 | 1 |

VS. TYLER KINLEY

| Career | BA | SLG | OBP | AB | H | DO | TR | HR | BB | SO |
|-----------------|-------|-------|-------|----|---|----|----|----|----|----|
| Dylan Crews | 1.000 | 1.000 | 1.000 | 2 | 2 | 0 | 0 | 0 | 0 | 0 |
| Josh Bell | .333 | .333 | .333 | 6 | 2 | 0 | 0 | 0 | 0 | 3 |
| Jacob Young | .333 | .333 | .333 | 3 | 1 | 0 | 0 | 0 | 0 | 0 |
| Keibert Ruiz | .250 | .500 | .250 | 4 | 1 | 1 | 0 | 0 | 0 | 1 |
| Paul DeJong | .000 | .000 | .333 | 2 | 0 | 0 | 0 | 0 | 1 | 1 |
| Luis Garcia Jr. | .000 | .000 | .000 | 3 | 0 | 0 | 0 | 0 | 0 | 0 |
| Nasim Nunez | .000 | .000 | .000 | 3 | 0 | 0 | 0 | 0 | 0 | 3 |
| Andres Chaparro | .000 | .000 | .000 | 2 | 0 | 0 | 0 | 0 | 0 | 0 |
| CJ Abrams | .000 | .000 | .500 | 1 | 0 | 0 | 0 | 0 | 1 | 1 |
| Brady House | .000 | .000 | .000 | 2 | 0 | 0 | 0 | 0 | 0 | 0 |
| Riley Adams | .000 | .000 | .000 | 1 | 0 | 0 | 0 | 0 | 0 | 0 |
| James Wood | .000 | .000 | .000 | 1 | 0 | 0 | 0 | 0 | 0 | 1 |
| Daylen Lile | .000 | .000 | .000 | 1 | 0 | 0 | 0 | 0 | 0 | 0 |