

GAME INFORMATION

Atlanta Braves Baseball Communications Department • Truist Park • Atlanta, GA 30339
404.522.7630 | braves.com |  /braves |  @braves |  @bravescomms |  @braves



ATLANTA BRAVES (67-83, 4th NL East, -22.5)

at

WASHINGTON NATIONALS (62-88, 5th NL East, -27.5)

Game 1 - LH José Suarez (1-0, 2.45) vs. RH Jake Irvin (8-12, 5.70)

Game 2 - LH Chris Sale (5-5, 2.52) vs. LH Mackenzie Gore (5-14, 4.14)

Game Nos. 151 & 152 • Away Games No. 76 & 77

September 16, 2025 • 1:05 & 6:45 p.m. • Nationals Park • Washington, D.C. • FDSN

Doubleheader

Atlanta and Washington are set to play a pair of games today after their scheduled contest on May 21 was rained out. It will be the Braves' third doubleheader of the season.


The Braves and Phillies split a pair on May 29 at Citizens Bank Park, with Philadelphia winning the opener, 5-4, before Atlanta took the nightcap, 9-3. The Braves then swept two games from the Marlins on August 9 at Truist Park.


Atlanta's .750 winning percentage in doubleheaders this season is tied with Detroit (6-2, .750) for the highest in baseball among teams with multiple pairs of such games.


Braves Breakdown


Overall	67-83
Home.....	36-39
Road.....	31-44
Day	18-27
Night	49-56
Current Streak.....	W2
Last 5 Games	2-3
Last 10 Games	4-6
March/April.....	14-16
May.....	13-14
June.....	11-15
July.....	8-17
August.....	16-13
September	5-8
Vs. LHSP	21-19
Vs. RHSP	46-64
Series Opener.....	24-25
Series Opener at Home	13-11
Series Opener on Road	11-14
By Series	18-28-2
By Home Series.....	9-14-1
By Road Series.....	9-14-1
Rubber Games	8-14
Sweeps/Were Swept	3-8
Scored First	39-23
Opponent Scored First.....	28-60
1-run games	19-34
1 or 2 run games.....	28-44
Comeback Wins	36-31
Last AB Wins	18-19
Walkoff Wins	5-11
Extra Innings	7-8
Led After 6	49-10
Led After 7	50-8
Led After 8	57-2
Tied After 6	6-13
Tied After 7.....	8-11
Tied After 8.....	9-13
Behind After 6.....	12-60
Behind After 7.....	9-64
Behind After 8.....	1-68
Division Games	25-21
Vs. Other Divisions	42-62
Vs. A.L. Teams	19-26
Vs. N.L. Teams.....	48-57
Vs. A.L. East.....	6-12
Vs. A.L. Central.....	9-3
Vs. A.L. West.....	4-11
Vs. N.L. East	25-21
Vs. N.L. Central	14-14
Vs. N.L. West	9-22
Hit 0 HR	15-35
Hit 1+ HR.....	52-48
Hit 2+ HR.....	32-16
Scored 3 or Fewer Runs	6-61
Scored 4 or More Runs	61-22
Scored 5 or More Runs	48-12
Allowed 3 or Fewer Runs.....	46-21
Allowed 4 or More Runs.....	21-62
Allowed 5 or More Runs.....	12-51
More Hits than Opponent	56-20
Fewer Hits than Opponent	7-58
Committed No Errors	51-50
Committed 1 or More Errors..	16-33
Before All-star Game	42-53
After All-star Game.....	25-30
Starter Goes at least 5 inn.....	56-49
Starter Goes at least 6 inn.....	39-28
Starter Goes at least 7 inn.....	18-7


TODAY'S GAMES: The Braves and Nationals today continue a four-game mid-week series with the eighth and ninth of 13 matchups between the teams this season...The two clubs are set to play seven times in a span of 10 days, including a three-game series at Truist Park in Atlanta next week.


 Atlanta clubbed three homers and scored 11 runs in a win, 11-3, in the series opener last night...The Braves are 4-3 in seven total games between the two clubs this season.

 No team in baseball beat the Braves more last season than the Nationals, when Atlanta went 5-8 in 13 total games between the clubs...The Braves had not lost even six games to the Nationals since 2019 when it went 11-8 in 19 games, and had not dropped the season set since going 9-10 in 2017.


 After last night's win Atlanta is now 33-15 (.689) over its last 48 games here at Nationals Park since the start of the 2019 season...The Braves have outscored the Nationals, 287-186 (+101), here over those seven years.


 LH José Suarez was added to the roster today and will start Game 1 for Atlanta...He made three appearances for the Braves, all in relief, to open the season, before spending the majority of the campaign in the minors...In three games with Atlanta he went 1-0 with a 2.45 ERA (2 ER/7.1 IP), while he compiled a 5-1 record with a 3.50 ERA in 13 games, 11 starts, between three levels of the Braves' system.

 RH Jake Irvin will start Game 1 for Washington, the seventh of his career versus Atlanta...The right-hander is 2-1 with a 3.09 ERA (11 ER/32.0 IP) in his first six starts against the club, including a no-decision in his only such start this season...The 6-foot-6, 227-pound native of Edina, MN, allowed seven hits and three runs over 6.0 innings against Atlanta on May 12 at Truist Park in a game the Braves ultimately won, 4-3.

 LH Mackenzie Gore is slated to make the eighth start of his career against Atlanta in Game 2, and his first such turn this season...The 6-foot-2, 193-pound North Carolinian is 3-2 with a 3.28 ERA (13 ER/35.2 IP) all-time against Atlanta, but did allow seven runs, two earned, over just 3.2 innings in a loss in his last such start last September.

CHRIS SALE: Is set to start for Atlanta in Game 2 tonight, and is looking for the first win of his career against the Nationals...The 6-foot-6, 180-pound Florida native is 0-2 with a 3.42 ERA (9 ER/23.2 IP) in six games and four career starts against them.


 Washington is one of just four teams in baseball that Sale has yet to beat in his career, joining Miami (0-2 in three games), St. Louis (0-0 in two games), and his current team, Atlanta (0-2 in two games).


 Dating to April 24, Sale's 1.51 ERA is best in the National League and third best in the majors among pitchers with at least 10 starts.


Braves vs. Nationals


	2024	2025	All-Time
Overall	5-8	4-3	428-387
at Atlanta	3-4	3-1	223-186
at Truist Park	---	---	38-33
at Turner Field ('97-'16)	---	---	101-72
at Montreal/Washington	2-4	1-2	205-201
at Washington (since '05)	---	---	87-91
at Nationals Park (since '08)	---	---	74-77

MATT OLSON: Collected his second four-hit game of the season last night, going 4-for-5 with two doubles, a homer and four RBI...His four RBI also tied a single-game season best, first done on July 2 vs. the Angels.


 After hitting just one homer over a 34-game stretch from July 21 through August 26, he now has homers in three straight games and seven in his last 18 dating to August 27 at Miami...He is batting .385/.453/.800 in that span.


 He has homered in four straight games three times in his career, doing so in both 2022 and 2023 with Atlanta and going deep in five straight while with Oakland in 2017.


 Last night marked Olson's first game with three extra-base hits this season, and his ninth such game since joining the Braves prior to the 2022 campaign...His 294 total extra-base hits with Atlanta are most in the National League since he joined the club.

 He is now batting .277/.372/.483 on the season, and his 139 OPS+ is four points better than his career average...Olson's 5.8 bWAR on the year rank 11th in baseball, and are most among first basemen.


DRAKE BALDWIN: Also drove in four runs last night, going 3-for-4 with his 16th homer of the season...He entered play with just three hits and two RBI over his prior 36 at-bats spanning 10 total games.


 The four RBI last night give Baldwin 68 runs driven in on the season, most by a rookie in the National League...Since the Braves moved to Atlanta in 1966, just seven rookies have plated more in their debut seasons.


 Only Earl Williams (87 in 1971), Chipper Jones (86 in 1995), David Justice (78 in 1990), Dusty Baker (76 in 1972), Freddie Freeman (76 in 2011), Jason Heyward (72 in 2010) and Andruw Jones (70 in 1997) had more in their rookie campaigns.

 Baldwin leads all NL rookies (min. 200 at-bats) in RBI, ranks second in homers (16) and slugging percentage (.439), third in average (.268) and fourth in total bases (157).

IGLESIAS NEARING MILESTONE: Raisel Iglesias pitched a perfect ninth inning last Monday night to secure his 14th consecutive save, his 25th of the season and the 249th of his career...His next converted attempt will mark the 250th save of his career.

 Just 39 pitchers in history have converted at least 250 saves, and just four active pitchers - Kenley Jansen (474), Craig Kimbrel (440), Aroldis Chapman (365) and Edwin Díaz (251) - have done so.

 Since assuming Atlanta's primary closer role in 2023, Iglesias' 92 saves are most in the National League and fourth most in all of baseball.

 Iglesias owns a 1.43 ERA (6 ER/37.2 IP) over his last 40 games dating to June 9, and has lowered his ERA in this span by 3.25 points for the season.

Upcoming Schedule and Probable Pitchers

DATE	OPP.	PROBABLE PITCHERS	TV	TIME
Wed, Sept. 17	at WSH	RH Hurston Waldrep (4-1, 2.78) vs. RH Brad Lord (5-8, 4.21)	FDSN	4:05p
Thur, Sept. 18		OPEN DATE		

All times listed are Eastern; All games broadcast on 680 The Fan and the Braves Radio Network
FDSN - FanDuel Sports Network

Today's Starting Pitcher

#51 Chris Sale

LHP • 6-6 • 180 • 36 yrs

2025: 5-5, 2.52 ERA • 2025 Spring: 2-1, 2.79 ERA

vs. RHB: .243 (78-319), 7 HR • vs. LHB: .177 (14-79), 2 HR

Home: 1-2, 2.39 ERA (13/49.0) • Away: 4-3, 2.64 ERA (17/58.0)

Today's Game

- 🔥

Slated to make his 19th start of the season and fifth of his career against Washington.
- 🔥

Missed 62 games after landing on the 15-day injured list on June 21 (retro to June 19) with a fractured left rib cage.
- 🔥

Last faced the Nationals on August 23, 2024 in Truist Park, allowing nine hits and two runs over 7.0 frames with four strikeouts.
- 🔥

Snapped a streak that dated back to his start in Boston on May 16, holding opponents to one run or less in eight consecutive games.
- 🔥

It was the longest such streak in Braves franchise history for a starter.
- 🔥

Kris Medlen and Mike Hampton previously held the record with seven in a row.
- 🔥

Sale struck out nine Chicago (NL) hitters while allowing seven hits and three runs in his last start.
- 🔥

Struck out nine hitters in three consecutive outings, tied for the longest active streak in the majors this season and the second longest on the year.
- 🔥

Posting a 2.52 ERA on the year, the second lowest in the National League and fifth lowest in baseball among hurlers with at least as many starts as Sale.
- 🔥

Earned his first win of the season on April 25 at Arizona...Since then, Sale's 1.51 ERA over his last 13 outings is the lowest in the National League (min. 10 starts).
- 🔥

Dating to the 2024 season since joining Atlanta, his 2.43 ERA is the third lowest in baseball (among QS), trailing only Pittsburgh's reigning Rookie of the Year Paul Skenes (1.94) and Detroit's reigning AL Cy Young Award Winner Tarik Skubal (2.33).
- 🔥

Sale's career rate of K/9 (11.12) and K/BB ratio (5.28) are both the highest marks in baseball history among pithcers with at least 2,000.0 innings pitched.
- 🔥

Through his first five starts of the season, Sale went 0-2 with a 6.17 ERA.
- 🔥

Has gone 5-3 with a 1.51 ERA, 2.27 FIP, 0.98 WHIP and 11.73 K/9 rate in his last 13 outings since.
- 🔥

He's logged 91 games with 10 or more strikeouts throughout his career; eighth-most in MLB history.
- 🔥

Has 20 career games with at least 10 strikeouts and zero walks issued...Also the eighth most such games in baseball history dating to 1901.
- 🔥

Needs two more such games to tie six-time All-Star Curt Schilling for seventh most on the all-time list.

2025

- 🔥

Made his sixth career Opening Day start and first with Atlanta, March 27 at San Diego.
- 🔥

Was the OD starter for Chicago (AL) in 2013-14, '16 and Boston in 2018-19.
- 🔥

His six career Opening Day nods are tied for fourth-most among active pitchers, trailing Justin Verlander (12), Clayton Kershaw (9) and Max Scherzer (7).
- 🔥

Joined Los Angeles' (NL) Blake Snell as the only active pitchers to be the season-openers for three different teams.
- 🔥

Sale's five outings without a win to begin the season was the second longest such streak of his career as a starter...In 2019, he made six starts with Boston before claiming a victory.
- 🔥

On May 6 against Cincinnati, Sale struck out 10 while holding hitters to five hits and two walks over 6.2 innings pitched.
- 🔥

Became the 11th active pitcher to reach 300 career starts.
- 🔥

Eclipsed 2000 innings pitched, becoming the fifth active player to do so.
- 🔥

Joined Hall-of-Famers John Smoltz and Phil Niekro along with Charlie Morton as the only pitchers in Braves franchise history to record consecutive 10+ strikeout games at age 36 or older...First since Morton in 2022.
- 🔥

With the final pich of his start against Philadelphia on May 29, Sale struck out Edumundo Sosa to record 2,500 on his career.
- 🔥

Sale became the fastest pitcher in major league history to reach 2,500 strikeouts by innings pitched, doing so in 2026.0...Hall-of-Famer Randy Johnson was the previous record holder, reaching 2,500 strikeouts in 2,107.2 frames tossed.
- 🔥

Sale became the 40th player in baseball history to reach the milestone.
- 🔥

Joins Justin Verlander, Max Scherzer and Clayton Kershaw as the only active pitchers to do so.
- 🔥

Sale went 2-0 with a 1.11 ERA in five starts during the month May...His ERA was the fourth lowest in the majors during that span.
- 🔥

Dating to 1913 when earned runs became an official statistic, Sale's career 2.35 ERA in May is the lowest among pitchers with at least 50 starts...Edging out Hall-of-Famer Pedro Martínez's 2.36 ERA in May.

- 🔥

Recorded his 100th strikeout of the season in against Milwaukee on June 9, marking the 11th time in Sale's career he has recorded at least as many punchouts in a single season; fourth most among active pitchers.

- 🔥

Sale's last outing before landing on the injured list came on June 18 against New York (NL)...He finished one out short of a shutout, holding the Mets to five hits and one walk over 8.2 scoreless innings with seven strikeouts, earning his fifth win of the year.

Sale's Game Log

DATE	OPP	DECISION	IP	H	R	ER	BB	SO	HR	#P
Spring Totals (5)		1-1, 2.79 ERA	19.1	12	6	6	5	20	1	--
3/27	at SD	ND, L, 7-4	5.0	6	3	3	1	7	0	84
4/1	at LAD	L (0-1), 3-1	5.0	4	3	3	0	5	1	87
4/8	vs. PHI	ND, W, 7-5	4.2	9	5	5	0	5	1	86
4/13	at TB	L (0-2), 8-3	4.1	6	4	3	3	7	1	98
4/19	vs. MIN	ND, W, 4-3	4.1	6	2	2	3	8	1	98
4/25	at ARI	W (1-2), 8-2	5.0	5	1	1	2	4	0	104
4/30	at COL	L (1-3), 2-1	7.0	5	2	2	0	10	1	100
March/April Totals(7)		1-3, 4.84 ERA	35.1	41	20	19	9	46	5	*94
5/6	vs. CIN	ND, W, 2-1	6.2	5	0	0	2	10	0	112
5/11	at PIT	ND, L, 4-3	5.2	8	3	2	2	8	0	99
5/16	at BOS	W (2-3), 4-2	7.0	5	1	1	2	8	1	99
5/23	vs. SD	ND, L, 2-1	7.0	4	1	1	1	6	1	95
5/29	at PHI	W (3-3), 9-3	6.0	2	0	0	3	8	0	102
May Totals (5)		2-0, 1.11	32.1	24	5	4	10	40	2	*101
6/4	vs. ARI	L (3-4), 2-1	6.0	3	1	1	4	10	0	103
6/9	at MIL	W (4-4), 7-1	7.0	5	1	1	2	11	0	103
6/18	vs. NYM	W (4-5), 5-0	8.2	5	0	0	1	7	0	116
June Totals (3)		2-1, 0.83	21.2	13	2	2	7	28	0	*107
8/30	at PHI	ND, L, 3-2	6.0	3	1	1	1	9	1	78
9/5	vs. SEA	ND, W, 4-1	6.2	4	1	1	0	9	0	92
9/10	vs. CHI	L (5-5), 3-2	5.0	7	3	3	1	9	1	93

*Average pitches

CHRIS SALE - SEASON & CAREER

	W-L	ERA	G	GS	IP	H	R	ER	BB	SO
2025	5-5	2.52	18	18	107.0	92	32	30	28	141
Career	143-88	3.01	390	310	2065.1	1682	744	691	483	2555

SALE vs. WASHINGTON

	W-L	ERA	G	GS	IP	H	R	ER	BB	SO
2025					Has Not Faced					
Career	0-2	3.42	6	4	23.2	21	10	9	8	27

Last Win vs. WAS: None

SALE'S MAJOR LEAGUE CAREER HIGHS

Most Innings Pitched 9.0, 14x, last: 5/11/18 at TOR

Most Strikeouts 17: 5/14/19 vs. COL

Most Runs Allowed 9, 4/30/25 at MIN

Most Home Runs Allowed. 4, 2x, 9/27/17 vs. TOR

Longest Winning Streak 10 games, 10/2/15 - 5/19/16

Longest Losing Streak. 6 games, 6/2/13 - 7/6/13

10+ Strikeout Games 88, last: 4/30/25 at COL (10)

Career Complete Games. 16, last: 6/5/19 at KC

Low-Hit Complete Game 1, 5/12/13 vs. LAA

Tomorrow's Starting Pitcher

HURSTON WALDREP - SEASON & CAREER

	W-L	ERA	G	GS	IP	H	R	ER	BB	SO
2025	4-1	2.78	8	7	45.1	35	14	14	18	42
Career	4-2	4.64	10	9	52.1	44	27	27	26	45

WALDREP vs. WASHINGTON

	W-L	ERA	G	GS	IP	H	R	ER	BB	SO
2024	0-1	17.18	1	1	3.2	4	7	7	4	1
Career	0-1	17.18	1	1	3.2	4	7	7	4	1

Last Win vs. WAS: None

2025 Backstop Breakdown

	Errors		Pick-offs				
Catcher	F-T-C	PB	CCS-SB (Attempts)	1B-2B-3B	Inn./ER	ERA	Record
Baldwin	0-4-0	3	12-81 (93)	1-0-0	668.2/353	4.75	30-45
Murphy	0-2-0	2	24-57 (81)	0-0-0	633.0/290	4.12	36-36
Tromp	0-0-0	0	0-4 (4)	0-0-0	16.1/11	6.06	0-2
León	0-0-0	0	0-1 (1)	0-0-0	11.0/3	2.45	1-0
Totals	0-6-0	5	36-143 (179)	1-0-0	1329.0/657	4.45	67-83

2025 Starting Pitcher Stats

Pitcher	Starts	Quality Starts	W-L	Team Record*	IP (Avg)	Run Support^
Bryce Elder	26	12	7-10	12-14	142.1 (5.0)	67 (2.5)
Grant Holmes	21	9	4-9	7-14	114.0 (5.2)	55 (2.5)
Spencer Strider	21	10	6-13	6-15	114.1 (5.0)	64 (3.0)
Spencer Schwellenbach	17	13	7-4	11-6	110.2 (6.1)	72 (4.0)
Chris Sale	18	10	5-5	9-9	107.0 (6.0)	41 (2.5)
AJ Smith-Shawver	9	2	3-2	5-4	44.1 (5.0)	22 (2.0)
Joey Wentz	11	3	3-5	4-7	51.2 (4.0)	37 (3.0)
Hurston Waldrep	7	3	3-1	5-2	39.2 (6.0)	9 (1.0)
Didier Fuentes	4	0	0-3	1-3	13.0 (3.1)	2 (0.5)
Erick Fedde	4	0	1-2	2-2	19.0 (5.0)	9 (2.0)
Carlos Carrasco	3	1	0-0	3-0	13.2 (6.0)	5 (2.5)
Aaron Bummer	2	0	0-0	1-1	4.1 (2.1)	5 (2.5)
Davis Daniel	2	0	0-1	0-2	9.0 (4.1)	3 (3.0)
Cal Quantrill	2	0	0-2	0-2	8.0 (4.2)	5 (2.5)
Austin Cox	1	1	0-0	1-0	0.1 (0.1)	0 (0)
Reynaldo López	1	0	0-0	0-1	5.0 (5.0)	3 (3.0)
Scott Blewett	1	0	0-0	0-1	3.0 (3.0)	0 (0)
Team Totals	150	63	39-57	67-83	799.2 (5.2)	389 (2.75)

*Braves record in his starts; ^Runs scored while he is in the game (avg.)

Career Recap

🔥

Awards: NL Cy Young (2024), Rawlings Gold Glove (2024), NL Comeback Player of the Year (2024), AL All-Star (7x, 2012-18,), NL All-Star (2024), and World Series Champion (2018).

🔥

In his 15th major league season, Sale has been selected to seven consecutive AL All-Star teams from 2012-2018, was selected to the NL All-Star team in 2024 & 2025, and has eight career Top 10 finishes in Cy Young voting, winning the award with Atlanta in 2024.

Braves Bullpen Briefs

Dylan Dodd • LHP • 6-2 • 210 • 27 yrs • #46

Cutter (56.2%) -- Four-Seam (35.2%) -- Slider (8.6%)

W-L	ERA	G	IP	H	R	ER	HR	BB	SO	FIP	WHIP	H/9	BB/9	K/9
0-0	3.38	24	32.0	24	12	12	5	4	29	3.83	0.875	6.8	1.1	8.2

Saves/Opp: 0/1 **Holds:** 1 **1st Batter/Retired:** 23/15 **Inherited Runners/Scored:** 20/8

- **Splits** - Lefties: .317 (13-for-41) -- Righties: .147 (11-for-75) -- Home: 0-0, 4.34 ERA -- Away: 0-0, 2.03 ERA
- Pitched 3.2 scoreless innings of relief, Sept. 13 vs. HOU...It was the longest relief appearance of his career, and the longest scoreless relief outing by a Brave since Spencer Strider went 4.0 scoreless out of the pen on May 6, 2022.
- Is pitching primarily as a reliever for the first time this season...Has made 24 appearances with Atlanta and 24 with Triple-A Gwinnett out of the bullpen, after making 72 starts as a professional over the previous four years.
- Has issued seven total walks over 57.1 innings between Atlanta & Gwinnett this season, compared to 61 strikeouts.

Dane Dunning • RHP • 6-4 • 225 • 30 yrs • #34

Cutter (40.5%) -- Sinker (29.1%) -- Changeup (17.4%) -- Slider (9.4%) -- Knuckle Curve (3.1%)

W-L	ERA	G	IP	H	R	ER	HR	BB	SO	FIP	WHIP	H/9	BB/9	K/9
0-0	6.86	11	19.2	22	16	15	4	7	20	5.13	1.475	10.1	3.2	9.2

Saves/Opp: 2/2 **Holds:** 0 **1st Batter/Retired:** 11/7 **Inherited Runners/Scored:** 2/2

- **Splits** - Lefties: .237 (9-for-38) -- Righties: .317 (13-for-41) -- Home: 0-0, 5.54 ERA -- Away: 0-0, 9.45 ERA
- Was recalled, Sept. 8, for his third stint with Atlanta...In 11 total MLB games this season between the Braves & Rangers, all in relief, he has pitched to a 6.86 ERA (15 ER/19.2 IP).
- Fourteen of his 17 minor league outings in 2025 have been starts...At the Triple-A level, has gone 4-2 with a 4.81 ERA (36 ER/67.1 IP) with 63 strikeouts.
- On July 17, the Braves acquired Dunning from the Texas Rangers in exchange for RHP José Ruiz and cash.

Raisel Iglesias • RHP • 6-2 • 190 • 35 yrs • #26

Four-Seam (38.0%) -- Changeup (27.8%) -- Sinker (23.6%) -- Slider (10.6%)

W-L	ERA	G	IP	H	R	ER	HR	BB	SO	FIP	WHIP	H/9	BB/9	K/9
4-6	3.50	64	61.2	50	25	24	8	13	66	3.42	1.022	7.3	1.9	9.6

Saves/Opp: 25/30 **Holds:** 2 **1st Batter/Retired:** 64/49 **Inherited Runners/Scored:** 9/5

- **Splits** - Lefties: .217 (26-for-120) - Righties: .220 (24-for-109) - Home: 3-4, 4.25 ERA - Away: 1-2, 2.45 ERA
- He has converted 14 consecutive save opportunities, last blowing a chance on July 26 at Texas.
- Owns a 1.43 ERA (6 ER/37.2 IP) over his last 40 games dating to June 9...Has lowered his ERA in this span by 3.25 points for the season (6.75 to 3.50)...His 1.4 fWAR since that date is best in the NL among relievers.
- Was named NL Reliever of the Month for August, the third consecutive August in which he has won the award.
- Collected his 20th save of the season, August 19 vs. CWS...This year marks the seventh 20-save season of his career, and his third consecutive with Atlanta...His 93 saves with the Braves rank fifth in franchise history.

Pierce Johnson • RHP • 6-2 • 202 • 34 yrs • #38

Curveball (71.9%) -- Four-Seam (22.7%) -- Cutter (5.3%)

W-L	ERA	G	IP	H	R	ER	HR	BB	SO	FIP	WHIP	H/9	BB/9	K/9
3-3	2.30	59	54.2	41	15	14	6	18	54	3.64	1.079	6.8	3.0	8.9

Saves/Opp: 1/4 **Holds:** 14 **1st Batter/Retired:** 59/47 **Inherited Runners/Scored:** 27/9

- **Splits** - Lefties: .241 (20-for-83) - Righties: .193 (21-for-109) - Home: 2-0, 0.94 ERA -- Away: 1-3, 3.81 ERA
- Owns career bests in ERA (2.30), bWAR (1.6), WHIP (1.079), hits per 9.0 (6.8) & walks per 9.0 (3.0) this season.
- His 1.15 ERA (4 ER/31.1 IP) dating to June 13 is best in the NL among pitchers with as many games.
- Has thrown 633 curveballs curveballs this season, and throws the pitch 71.9% of the time...No other reliever in baseball has thrown even 375 curveballs this year.

Tyler Kinley • RHP • 6-4 • 220 • 34 yrs • #45

Slider (63.8%) -- Four-Seam (24.0%) -- Curveball (11.3%) -- Changeup (1.0%)

W-L	ERA	G	IP	H	R	ER	HR	BB	SO	FIP	WHIP	H/9	BB/9	K/9
5-3	4.25	67	65.2	48	34	31	5	33	69	3.68	1.234	6.6	4.5	9.5

Saves/Opp: 3/6 **Holds:** 12 **1st Batter/Retired:** 67/54 **Inherited Runners/Scored:** 25/9

- **Splits** - Lefties: .202 (22-for-109) - Righties: .193 (26-for-135) - 2ome: 2-1, 5.17 ERA - Away: 3-2, 3.41 ERA
- Owns a scoreless streak of 15.1 consecutive innings spanning his last 15 appearances...He has not allowed a hit to any of the last 24 batters he has faced, and has yielded just one walk in that span.
- Atlanta acquired him via trade from Colorado on July 30, and through 18 appearances with the Braves he owns a 4-0 record with a 0.50 ERA (1 ER/18.0 IP)...He pitched to a 5.66 ERA in 49 games with Colorado.
- Owns 1.0 bWAR in just 18 games with the Braves...Compiled -0.4 bWAR over 134 games with the Rockies since the start of 2023.

Dylan Lee • LHP • 6-3 • 214 • 31 yrs • #52

Slider (55.8%) -- Four-Seam (31.2%) -- Changeup (13.0%)

W-L	ERA	G	IP	H	R	ER	HR	BB	SO	FIP	WHIP	H/9	BB/9	K/9
2-4	3.20	70	64.2	51	25	23	12	14	69	4.07	1.005	7.1	1.9	9.6

Saves/Opp: 2/9 **Holds:** 16 **1st Batter/Retired:** 70/56 **Inherited Runners/Scored:** 29/7

- **Splits** - Lefties: .204 (21-for-103) - Righties: .226 (30-for-133) - Home: 1-1, 3.48 ERA - Away: 1-3, 2.90 ERA
- Owns a 5.33 ERA over 32 games dating to July 1...Pitched to a 1.67 ERA in 38 games through June 30.
- Has thrown his slider 575 times, and has surrendered just 21 hits on it...**Among pitchers that have thrown as many, those 21 hits are the fewest in Major League Baseball.**
- Owns the fifth-best ERA (2.68) of any left-handed pitcher with at least 100 appearances since the 2024 season.

Hunter Stratton • RHP • 6-4 • 225 • 28 yrs • #65

Four-Seam (48.4%) -- Slider (27.9%) -- Cutter (20.5%) -- Sinker (1.8%) -- Split Finger (1.4%)

W-L	ERA	G	IP	H	R	ER	HR	BB	SO	FIP	WHIP	H/9	BB/9	K/9
1-1	6.28	10	14.1	22	11	10	2	5	10	5.24	1.884	13.8	3.1	6.3

Saves/Opp: 1/1 **Holds:** 1 **1st Batter/Retired:** 10/5 **Inherited Runners/Scored:** 7/5

- **Splits** - Lefties: .464 (13-for-28) -- Righties: .257 (9-for-35) -- Home: 0-0, 12.27 ERA -- Away: 0-1, 4.22 ERA
- Was recalled by Atlanta on Friday, his fifth stint with the club after being acquired from the Pirates on July 1...Owns a 2.31 ERA (3 ER/11.2 IP) over seven total games with the Braves, and earned the win yesterday.
- Before his Braves debut on July 25, all of his major league experience had come with the Pittsburgh Pirates, including three games this season...Has pitched to a 2-1 lifetime record and a 3.71 lifetime ERA (25 ER/60.2 IP).
- In 11 games with Triple-A Gwinnett (10) and Double-A Columbus (1) this season, has pitched to a 1.46 ERA.

Nathan Wiles • RHP • 6-4 • 228 • 27 yrs • #71

Changeup (37.5%) -- Four-Seam (37.5%) -- Cutter (25.0%)

W-L	ERA	G	IP	H	R	ER	HR	BB	SO	FIP	WHIP	H/9	BB/9	K/9
0-0	27.00	1	1.0	4	3	3	0	0	1	1.12	4.000	36.0	0.0	9.0

Saves/Opp: 0/0 **Holds:** 0 **1st Batter/Retired:** 1/0 **Inherited Runners/Scored:** 0/0

- **Splits** - Lefties: 1.000 (3-for-3) -- Righties: .333 (1-for-3) -- Home: 0-0, 27.00 ERA -- Away: 0-0, ---
- Was recalled today...His only appearance this year, April 22 vs. STL, marked his major league debut.
- Has pitched in 25 games and made 19 starts for Triple-A Gwinnett this season, his first in the Braves' system...Is 6-8 with a 3.04 ERA (38 ER/112.2 IP) with the Stripers, with 105 strikeouts.
- Attended the University of Oklahoma, where he was teammates with Arizona Cardinals quarterback Kyler Murray and Nationals starting pitcher Jake Irvin.

Team Bullpen Totals

W-L: 28-26 **SV-OPP:** 29-49 **ERA:** 4.27

IP: 529.1 **R:** 271 **ER:** 251

HITS/HR: 463/72 **BB:** 209 **SO:** 511

1st Batter Faced/Retired/Pct.: 481/340 (70.7%)

Inherited Runners/Scored/Pct.: 206/82 (39.8%)

Home ERA: 4.58 **Road ERA:** 3.90

Braves Bullpen By Month

Month	W-L	ERA	SV-OP	IP	H	R	ER	BB	SO	HR
April	8-3	3.59	6-10	85.1	58	35	34	40	81	9
May	3-5	3.26	4-8	85.2	77	37	31	36	87	8
June	1-1	3.40	2-4	76.2	64	31	29	25	83	7
July	4-6	6.02	4-8	104.2	100	76	70	43	102	17
August	8-2	3.76	11-13	107.2	100	47	45	36	90	17
September	2-2	5.29	2-4	49.1	44	32	29	22	49	10

Bullpen Ranks

	ERA	IP	*H	*BB/9	K/9	*HR/9	HLD	SV
N.L. Rank:	10th	12th	3rd	9th	6th	11th	14th	14th
MLB Rank:	20th	23rd	6th	17th	17th	22nd	28th	27th
<i>*1st = Best</i>								

Most Recent Appearances

DYLAN DODD

DATE	OPP	DEC.	IP	H	R	ER	BB	SO	HR
8/30	at PHI	BS, 1	0.1	1	0	0	0	1	0
8/31	at PHI	ND	0.1	1	0	0	0	0	0
9/2	at CHI	ND	1.0	0	0	0	0	0	0
9/7	vs. SEA	ND	3.1	5	3	3	0	2	1
9/13	vs. HOU	ND	3.2	0	0	0	2	4	0
Last 5		0-0, 3.12	8.2	7	3	3	2	7	1

DANE DUNNING

DATE	OPP	DEC.	IP	H	R	ER	BB	SO	HR
8/19	vs. CWS	ND	1.0	0	0	0	0	2	0
8/24	at MEM^	L, 3-2	4.0	8	5	5	0	2	0
8/30	vs. NOR^	W, 4-2	5.0	8	3	3	3	2	0
9/5	vs. DUR^	ND	1.0	5	6	4	1	1	0
9/12	vs. HOU	ND	2.1	5	3	2	0	2	1
Last 2 w/ ATL		0-0, 5.40	3.1	5	3	2	0	4	1

RAISEL IGLESIAS

DATE	OPP	DEC.	IP	H	R	ER	BB	SO	HR
9/3	at CHI	ND	1.0	0	0	0	2	1	0
9/5	vs. SEA	S, 24	1.0	0	0	0	0	1	0
9/8	vs. CHI	S, 25	1.0	0	0	0	0	1	0
9/10	vs. CHI	ND	1.0	2	0	0	1	0	0
9/14	vs. HOU	ND	1.0	0	0	0	0	2	0
Last 5		0-0, 0.00	5.0	2	0	0	3	5	0

PIERCE JOHNSON

DATE	OPP	DEC.	IP	H	R	ER	BB	SO	HR
9/1	at CHI	BS, 3	1.0	2	2	2	0	1	1
9/6	vs. SEA	ND	0.2	0	0	0	0	1	0
9/8	vs. CHI	H, 14	0.2	0	0	0	0	0	0
9/10	vs. CHI	ND	1.0	2	0	0	0	1	0
9/14	vs. HOU	ND	1.0	1	0	0	0	1	0
Last 5		0-0, 4.15	4.1	5	2	2	0	4	1

TYLER KINLEY

DATE	OPP	DEC.	IP	H	R	ER	BB	SO	HR
9/3	at CHI	ND	1.0	0	0	0	0	2	0
9/5	vs. SEA	W, 5-3	1.0	0	0	0	0	0	0
9/8	vs. CHI	H, 12	1.0	0	0	0	0	1	0
9/10	vs. CHI	ND	1.1	0	0	0	1	2	0
9/13	vs. HOU	ND	1.0	0	0	0	0	0	0
Last 5		1-0, 0.00	5.1	0	0	0	1	5	0

DYLAN LEE

DATE	OPP	DEC.	IP	H	R	ER	BB	SO	HR
9/5	vs. SEA	BS, 7	0.1	2	0	0	0	1	0
9/9	vs. CHI	ND	1.0	0	0	0	0	1	0
9/10	vs. CHI	ND	0.2	0	0	0	0	1	0
9/14	vs. HOU	H, 16	1.0	0	0	0	0	1	0
9/15	at WSH	ND	1.0	0	0	0	0	0	0
Last 5		0-0, 0.00	4.0	2	0	0	0	4	0

HUNTER STRATTON

DATE	OPP	DEC.	IP	H	R	ER	BB	SO	HR
9/1	at CHI	ND	1.0	2	1	1	0	0	0
9/4	vs. DUR^	ND	1.0	1	1	1	0	0	1
9/6	vs. DUR^	ND	1.0	0	0	0	0	1	0
9/11	at NSH^	ND	0.0	2	1	0	0	0	0
9/14	at HOU	W, 1-1	2.0	2	1	1	1	2	1
Last 2 w/ ATL		1-0, 6.00	3.0	4	2	2	1	2	1

NATHAN WILES

DATE	OPP	DEC.	IP	H	R	ER	BB	SO	HR
8/15	vs. LOU*^	L, 5-8	4.1	6	3	3	4	2	2
8/20	at MEM^	S, 1	3.0	5	3	3	2	1	0
8/26	vs. NOR^	ND	2.0	1	0	0	1	0	0
9/4	vs. DUR*^	ND	5.0	4	0	0	0	5	0
9/10	at NAS^	W, 6-8	2.0	3	0	0	0	4	0
Last 5 w/ MiLB		1-1, 3.31	16.1	19	6	6	7	12	2

*^ with Gwinnett; * as starter*

Braves Bits	
Ronald Acuña Jr. • OF • 6-0 • 205 • 27 yrs • #13	
WSH Series: .500 (2-4, 2 R, HR, BB)	Last HR: 9/15/25 at WSH (O. Ribalta)
Road Trip: .500 (2-4, 2 R, HR, BB)	Current Streak: 1 game (2-4, 2 R, HR, BB)
Season Long Streak: 8 games (2x, last: 6/9-18, .577, 15-for-26, 4 HR, 7 RBI, 11 R, 9 BB)	
<div><div><div>•</div><div>On September 8, snapped his 25-at-bat hidless spell, which was the longest of his career and the longest active in MLB.</div></div><div><div>•</div><div>Reached base five times on August 27 without recording a hit, becoming one of just four major leaguers since 2020 to do so...Joey Bart (PIT) was the last to do so on August 1 earlier this season...Only five Braves have done it in the franchise's modern era, the last being Dale Murphy (5 BB, April 22, 1983).</div></div><div><div>•</div><div>Has three leadoff home runs this season and 37 in his career – most in team history.</div></div></div>	
Ozzie Albies • INF • 5-8 • 165 • 28 yrs • #1	
WSH Series: .200 (2-5, R, RBI)	Last HR: 9/8/25 vs. CHC (S. Imanaga)
Road Trip: .200 (2-5, R, RBI)	Current Streak: 2 games (4-10, R, 2B, 4 RBI)
Season Long Streak: 14 games (5/13-5/29, 18-for-52, HR, 4 2B, 7 RBI, 8 R, 7 BB, HBP)	
<div><div><div>•</div><div>In 44 games since July 29, is batting .400 (24-for-60) against left-handed pitching... Among MLB hitters with at least 50 plate apperances against lefties since then, that average is the best.</div></div><div><div>•</div><div>Has hit six of his 16 home runs in his last 19 games.</div></div><div><div>•</div><div>Has been successful in 81.0% of his career steal attempts, the best percentage in franchise history (min. 75 attempts).</div></div><div><div>•</div><div>Since August 26, his 11 extra-base hits are tied for seventh in Major League Baseball.</div></div><div><div>•</div><div>In his last 32 games, dating to August 12, has scored 20 runs and logged seven doubles, seven home runs and 25 RBI...Has slashed .303/.328/.530 (40-for-132) with an .859 OPS.</div></div><div><div>•</div><div>From August 27-28, had nine RBI in two games – and is the only Brave since 2021 to meet that criteria...Has done so two other times since then.</div></div><div><div>•</div><div>On August 23 appeared in his 1,000th game with Atlanta, becoming in first Brave to cross the milestone since Freddie Freeman in 2014.</div></div></div>	
Nick Allen • INF • 5-8 • 166 • 26 yrs • #2	
WSH Series: ----	Last HR: 4/25/24 at NYY (N. Cortes)
Road Trip: ----	Current Streak: 0-1
Season Long Streak: 5 games (5/15-5/20, 6-for-16, 3 RBI, 2 R, 3 BB, SB)	
<div><div><div>•</div><div>Hasn't homered in 397 consecutive at-bats, dating to April 25, 2024...That's the longest active streak in MLB.</div></div><div><div>•</div><div>Defensively, he ranks sixth in the majors, regardless of position, in Outs Above Average (17, tied)...Is tied for fourth among shortstops in Defensive Runs Saved (13) behind Taylor Walls (TB, 17), Corey Seager (TEX, 16) and Mookie Betts (15).</div></div></div>	
Nacho Alvarez Jr. • INF • 5-10 • 190 • 22 yrs • #67	
WSH Series: .250 (1-4, R)	Last HR: ---
Road Trip: .250 (1-4, R)	Current Streak: 1 game (1-4)
Season Long Streak: 7 games (8/17-23, 11-for-27, 6 R, 3 2B, 3 RBI, BB)	
<div><div><div>•</div><div>Since the beginning of September, has struck out just four times...His 9.8% strikeout rate ranks seventh in the National League (min. 30 PA).</div></div><div><div>•</div><div>Since July 19, is tied for the team lead in doubles (12), alongside Matt Olson.</div></div><div><div>•</div><div>Has 24 hits in his last 28 games, including at least one knock in 18 of those 28 contests.</div></div><div><div>•</div><div>His seven-game hitting streak came to an end on August 24...It was the longest by an Atlanta rookie infielder since 2018...Alvarez batted .407 (11-for-27) during the streak.</div></div></div>	
Drake Baldwin • C • 6-0 • 210 • 24 yrs • #30	
WSH Series: .600 (3-5, HR, 4 RBI)	Last HR: 9/15/25 at WSH (O. Ribalta)
Road Trip: .600 (3-5, HR, 4 RBI)	Current Streak: 1 game (3-5, HR, 4 RBI)
Season Long Streak: 7 games (4/4-4/20, 9-for-24, 2 HR, 2 2B, 6 RBI, 2 R, 2 BB)	
<div><div><div>•</div><div>MLB Rookie Ranks (min. 100 games): Slugging percentage (3rd, .428), home runs (3rd, 16), OPS (4th, .775), batting average (8th, .268), OBP (8th, .337), total bases (7th, 157).</div></div><div><div>•</div><div>Since 1995, just two other Atlanta rookie catchers have hit multiple go-ahead homers in a single season: William Contreras (3, 2021) and Jarrod Saltalamacchia (2, 2007).</div></div><div><div>•</div><div>Baldwin recorded 10 RBI in the Miami Series (August 7-9), the most by any Braves rookie in a single series in the Atlanta era (since 1966).</div></div><div><div>•</div><div>Baldwin has hit the second-most homers by an Atlanta rookie catcher, only trailing Earl Williams (33, 1971).</div></div><div><div>•</div><div>He's appeared in 111 games, making 85 starts: 74 at catcher and 11 as the club's DH.</div></div></div>	
Vidal Bruján • INF • 5-9 • 180 • 27 yrs • #17	
WSH Series: ----	Last HR: 8/10/24 vs. SD (M. Waldron)
Road Trip: ----	Current Streak: 0-3
Season Long Streak: 4 games (8/18-23), 7-7, .571, 2 R, 2 RBI)	
<div><div><div>•</div><div>This season, the switch-hitter has batted .234 (15-for-64) against right-handed pitchers and .214 (3-for-14) against southpaws.</div></div><div><div>•</div><div>In 2020, peaked at No. 45 in MLB.com's prospect rankings while in Tampa Bay's system.</div></div></div>	
Michael Harris II • OF • 6-0 • 195 • 24 yrs • #23	
WSH Series: .250 (1-4, R)	Last HR: 8/27/25 at MIA (F. Tarnok)
Road Trip: .250 (1-4, R)	Current Streak: 2 games (2-8)
Season Long Streak: 12 games (8/8-19, .471, 24-for-51, 6 HR, 4 2B, 17 RBI, 11 R)	
<div><div><div>•</div><div>Since August 9, is tied for sixth in Major League Baseball with 28 RBI.</div></div><div><div>•</div><div>From July 22-August 18, led the majors in hits (46), batting average (.426), slugging percentage (.778), triples (3), extra-base hits (19, tied), total bases (84) and OPS (1.214).</div></div><div><div>•</div><div>Is one of seven qualified batters with a higher home run (2.9%) rate than walk rate (2.4%), and one of just two in the N.L.... The last Brave to do so throughout a full season was Jeff Francoeur in 2006.</div></div><div><div>•</div><div>He's turned in 20 multi-hit efforts dating to July 22 vs. San Francisco, tied for second most in Major League Baseball behind Julio Rodríguez (SEA, 22).</div></div><div><div>•</div><div>Has drawn just 14 walks this season, the fewest among MLB qualifiers...The player with the second-fewest, Lenyn Sosa (CWS), has walked 18 times.</div></div><div><div>•</div><div>From July 22-August 18, recorded 46 hits in a 26-game span, the most by any Brave in 26 games since Martín Prado in 2010 (47 hits)...Harris is the only player with a matching span this season, and the first since Bobby Witt Jr. (47 hits) last season.</div></div><div><div>•</div><div>Through Harris' first 89 games, through July 9, owned a 89.1 mph average exit velocity... From July 10 and on, has a 91.7 mph average exit velocity.</div></div></div>	
Ha-Seong Kim • INF • 5-10 • 200 • 29 yrs • #9	
WSH Series: .250 (1-4, R, 2B, BB)	Last HR: 9/3/25 at CHC (D. Pomeranz)
Road Trip: .250 (1-4, R, 2B, BB)	Current Streak: 3 games (5-11, 2 R, 2B, 2 RBI, 2 BB)
Season Long Streak: 4 games (8/13-17, 6-for-15, R, 2B, 2 SB)	
<div><div><div>•</div><div>In 36 games this season, has slashed .238/.312/.341 (30-for-126) with seven extra-base hits.</div></div><div><div>•</div><div>From 2022-23, accumulated 10.4 bWAR, 10th-most in the N.L. and 18th-most in MLB..</div></div><div><div>•</div><div>Is a .308 career batter at Truist Park (23-for-78), including three home runs and 14 RBI...Has an .858 OPS in the venue.</div></div><div><div>•</div><div>Won a Gold Glove Award as a utility man in 2023 for San Diego.</div></div><div><div>•</div><div>Finished 14th in National League MVP voting in 2023 after he slashed .260/./351/./398.</div></div></div>	
Sandy León • C • 5-10 • 235 • 36 yrs • #8	
WSH Series: ----	Last HR: 9/14/25 vs. HOU (C. Kimbrel)
Road Trip: ----	Current Streak: 1 game (1-4, HR, 3 RBI)
Season Long Streak: 1 game (9/14, 1-4, 3 RBI)	
<div><div><div>•</div><div>On September 14, homered in just his fifth major league at-bat this season, and for the first time since September 22, 2021 while with the Miami Marlins...Homered off Craig Kimbrel, his former teammate and fellow champion of the 2018 World Series.</div></div><div><div>•</div><div>León's 5.00 AB/HR ratio is the best among the 1,459 players to take at at-bat in the majors this season.</div></div><div><div>•</div><div>Tied for second on Gwinnett's roster with 10 home runs this season.</div></div><div><div>•</div><div>The switch hitter owns a career average of .202 against right-handed pitchers and a .221 mark against left-handed pitchers.</div></div><div><div>•</div><div>Won the 2018 World Series with the Boston Red Sox, catching 10 games of the postseason run...In 17 games of postseason experience, has batted .250/294/375 (8-for-32) with two extra-base hits.</div></div></div>	
Matt Olson • INF • 6-5 • 235 • 31 yrs • #28	
WSH Series: .800 (4-5, 2 R, 2 2B, HR, 4 RBI)	Last HR: 9/15/25 at WSH (M. Parker)
Road Trip: .800 (4-5, 2 R, 2 2B, HR, 4 RBI)	Current Streak: 3 games (8-13, 3 HR, 6 RBI)
Season Long Streak: 11 games (6/8-6/20, 15-for-41, 2 HR, 5 2B, 15 RBI, 7 R, 7 BB)	
<div><div><div>•</div><div>MLB Ranks: Doubles (6th, 38), Hard-Hit Outs (T7th, 59), walks (T9th, 86).</div></div><div><div>•</div><div>Has homered in three consecutive games for the 12th time in his career...Has gone deep in four straight games on three occasions, most recently from September 3-7, 2024...Went deep in five straight from September 15-19 while with Oakland.</div></div><div><div>•</div><div>Has seen the most pitches in MLB this season (2,915), and ranks fourth in pitches per plate appearance (4.37).</div></div><div><div>•</div><div>Since the beginning of August, has slashed .323/.397/.559 (52-for-161) with 21 extra-base hits...Has drawn 20 walks in that time.</div></div><div><div>•</div><div>Has started nine double plays at first base this season, most in the N.L. and second most in MLB...Since joining Atlanta in 2022, his 40 double plays started from first are most in the majors and 11 more than any other first baseman.</div></div><div><div>•</div><div>Ranks second in the N.L. in doubles behind Freddie Freeman (LAD, 39).</div></div><div><div>•</div><div>Leads all first basemen in Defensive Runs Saved (16)...The next closest player is Carlos Santanta with 11.</div></div><div><div>•</div><div>On August 10 vanquished his 19-game homerless spell, his longest this season and longest since his career-worst 26-game drought that occurred from April 8-May 8, 2024.</div></div><div><div>•</div><div>Dating to May 2, 2021, he's played in 771 consecutive regular season games; the longest active streak in baseball...It's the second-longest streak since 2000, following Miguel Tejada (1,152, 2000-07)...Since joining Atlanta prior to the 2022 season, he's played in each of the club's 636 regular season games.</div></div></div>	
Marcell Ozuna • DH • 6-1 • 225 • 34 yrs • #20	
WSH Series: .200 (1-5, R)	Last HR: 8/13/25 at NYM (P. Blackburn)
Road Trip: .200 (1-5, R)	Current Streak: 2 game (2-8, R, BB)
Season Long Streak: 5 games (2x, last: 5/24-5/30, 6-for-18, 2 R, 5 BB)	
<div><div><div>•</div><div>MLB Ranks: Walks (8th, 89).</div></div><div><div>•</div><div>Is batting .429 on the first pitch this season.</div></div><div><div>•</div><div>Owns a career-best 16.2% walk rate this season, third-highest among all qualifiers behind Juan Soto (NYM, 18.0%) and Aaron Judge (NYY, 17.8%).</div></div><div><div>•</div><div>From August 7-13, belted five home runs and logged 11 RBI in a six-game span – the third time in his career he's played to those parameters.</div></div><div><div>•</div><div>Walked three times on July 31 at CIN...Marked his fifth game this season with three-or-more walks, the fifth most in MLB.</div></div></div>	
Jurickson Profar • OF • 5-11 • 184 • 32 yrs • #7	
WSH Series: .250 (1-4, R)	Last HR: 9/7/25 vs. SEA (L. Castillo)
Road Trip: .250 (1-4, R)	Current Streak: 6 games (7-23, 4 R, 2B, RBI, SB, 2 BB)
Season Long Streak: 7 games (8/25-8/30., 10-for-28, 2 HR, 2 2B, 5 RBI, 8 R, 6 BB)	
<div><div><div>•</div><div>Since the All-Star Break, has batted .258 (54-for-209) with a .378 OBP.</div></div><div><div>•</div><div>Since his reinstatement on July 2, he's started 64 games in left field...He's hitting .265 (68-for-257) with 13 home runs, 15 doubles, 39 RBI, 49 runs and 36 walks.</div></div><div><div>•</div><div>He is just the ninth player in Atlanta franchise history (since 1966) with at least 25 runs and 25 RBI in a single calendar month (August), and the first since Gary Sheffield scored 26 times and drove in 27 in August of 2003.</div></div><div><div>•</div><div>On August 27 secured his second multi-homer game this season and the sixth of his career...Thirty-three percent of his career multi-homer performances have occurred in the last month.</div></div><div><div>•</div><div>From July 18-August 27, drew 33 walks, most in MLB in that time.</div></div><div><div>•</div><div>Logged 13 RBI across a five-game span from August 17-22...Those are easily the most in any five-game span of his career, surpassing a nine-RBI instance in 2019 with the Athletics...Since RBI became official in 1920, Profar is one of just five MLB players to record 13 RBI in a five-game span exclusively out of the leadoff position...He joins Jack Tobin (SLB, 1923), Max Kepler (MIN, 2019), Kyle Schwarber (WSH, 2021) and Shohei Ohtani (LAD, 2024)...Research confirmed by Elias...Since 2008, he joins three other Braves in driving in 13 runs in a five-game span: Freddie Freeman (16 RBI, 2020), Ozzie Albies (13 RBI, 2021) and Austin Riley (16 RBI, 2023).</div></div></div>	
Eli White • OF • 6-2 • 195 • 31 yrs • #36	
WSH Series: ----	Last HR: 9/12/25 vs. HOU (C. Gordon)
Road Trip: ----	Current Streak: 0-1, R, SB
Season Long Streak: 8 games (2x, last: 5/3-5/10, 9-for-29, 2B, 2 3B, 2 RBI, 3 R, 2 BB, SB)	
<div><div><div>•</div><div>Has hit nine of his 19 career home runs this season.</div></div><div><div>•</div><div>Among players with as many-or-fewer at-bats this season (248), his nine home runs are tied for eighth in Major League Baseball.</div></div><div><div>•</div><div>Five of his last nine hits have been home runs, and six of those nine have gone for extra bases, dating to August 2 at Cincinnati.</div></div><div><div>•</div><div>From July 29-August 9 (G1), logged 11 RBI in 11 games.</div></div><div><div>•</div><div>Tallied the second multi-home game of his career and plated a career-best four runs, August 2 at Cincinnati.</div></div></div>	
Luke Williams • INF • 6-1 • 186 • 28 yrs • #37	
WSH: ----	Last HR: 7/3/22 at WSH (E. Fedde)
Road Trip: ----	Current Streak: 1 game (1-1)
Season Long Streak: 2 games (5/29-5/30, 2-for-6, 2B, 2 RBI)	
<div><div><div>•</div><div>Among the 32 pitchers that have logged at least 5.0 innings pitched for Atlanta this season, Williams' 3.00 ERA (2 ER/6.0 IP) ranks seventh.</div></div><div><div>•</div><div>Is one of two N.L. players this season with at least three hits and three pitching strikeouts (also: S. Ohtani, LAD).</div></div><div><div>•</div><div>Owns a 95.0 average exit velocity since July 29, best on Atlanta's club (min. 10 PA)... Matt Olson ranks second at 92.4 mph.</div></div><div><div>•</div><div>Has a 16.0% strikeout rate in his six pitching appearances.</div></div></div>	

Braves Blasts				
HOME RUN BREAKDOWN				
Braves Solo.		98	Opponent Solo.102	
Braves 2-Run.		46	Opponent 2-Run.57	
Braves 3-Run.		23	Opponent 3-Run.22	
Braves Grand Slams.		3	Opponent Grand Slams.3	
Braves Total.		170	Opponent Total.184	
2025 BRAVES BACK-TO-BACK HOMERS (7)				
Date	Opp.	Inning	Hitters	Opposing Pitchers(s)
4/4	vs. MIA	7th	Ozuna-Olson	George Soriano
4/12	at TB	8th	Albies-Murphy	Hunter Bigge
5/16	at BOS	2nd	Olson-Murphy	Garrett Crochet
5/17	at BOS	1st	Olson-Ozuna	Lucas Giolito
5/22	at WSH	1st	Olson-Ozuna	Trevor Williams
6/5	vs. AZ	6th	Acuña Jr.-Baldwin	Tommy Henry
8/7	vs. MIA	1st	Baldwin-Ozuna	Eury Pérez
MULTI-HOMER GAMES				
Player	Career	2025	Last	
Olson	25	0	9/19/24 at CIN	
Ozuna	23	1	8/9/25 vs. MIA (G2)	
Three-Homer Game (1)		0	9/1/20 at BOS	
Albies	10	1	8/27/25 at MIA	
Riley	8	2	5/4/25 vs. LAD	
Murphy	6	2	7/11/25 at STL	
Profar	6	2	8/27/25 at MIA	
Harris II	5	0	9/19/24 at CIN	
Kelenic	2	0	9/29/22 vs. TEX	
White	2	1	8/2/25 at CIN	
Allen	1	0	8/6/23 vs. SF	
Baldwin	1	1	8/7/25 vs. MIA	
LEADOFF HOMERS				
Player	Career	2025	Last	
Albies	10	0	4/23/22 vs. MIA (E. Hernández)	
Profar	9	2	8/27/25 at MIA (R. Gusto)	
Harris II	2	0	9/17/24 at CIN (B. Williamson)	
Kelenic	2	0	6/29/24 vs. PIT (P. Skenes)	
GAME-ENDING HOMERS				
Player	Career	2025	Last	
Albies	3	0	6/8/23 vs. NYM (T. Hunter)	
Olson	3	0	7/24/20 vs. LAA (H. Milner)	
Ozuna	2	1	4/10/25 vs. PHI (J. Ross)	
Murphy	1	0	4/10/23 vs. CIN (D. Law)	
Williams	1	0	6/9/21 vs. ATL (W. Smith)	
GRAND SLAMS				
Player	Career	2025	Last	
Olson	9	1	7/2/25 vs. LAA (R. Zeferjahn)	
Ozuna	7	0	5/23/23 at MIA (B. Garrett)	
Albies	5	0	6/11/22 vs. PIT (C. Stratton)	
Profar	4	0	6/25/24 vs. WSH (D. Law)	
Murphy	2	1	6/28/25 vs. PHI (J. Romano)	
Riley	2	0	7/27/21 at NYM (J. Eickhoff)	
Harris II	2	1	8/13/25 at NYM (R. Garrett)	
PINCH-HIT HOMERS				
Player	Career	2025	Last	
White	1	1	9/12/25 vs. HOU (C. Gordon)	
Kelenic	1	0	5/6/22 vs. TB (R. Thompson)	
Ozuna	1	0	6/29/14 vs. OAK (T. Milone)	
Profar	1	0	9/26/13 vs. LAA (M. Kohn)	
INSIDE-THE-PARK HOMERS				
Player	Career	2025	Last	
Olson	1	1	5/5/25 vs. CIN (B. Singer)	
EJECTIONS				
Player/Manager	Career	2025	Last	
Snitker	22	2	8/27/25 at MIA (Mark Wegner)	
Profar	3	0	4/20/24 vs. TOR (Ramon De Jesus)	
Kelenic	2	0	5/3/23 at OAK (Nestor Ceja)	
Ozuna	1	0	8/5/23 at CHC (Ryan Blakney)	

Major League Debuts				
Date	Player	Age (Y-D)	Opp.	Batting/Pitching Line
3/27	Drake Baldwin	23-364	at SD	0-for-3, walk
4/22	Nathan Wiles	26-294	vs. STL	ReL., 1.0 IP, 4 H, 3 ER, 1 K, 2 BB, 24 pitches, ND
6/20	Didier Fuentes	20-003	at MIA	GS, 5.0 IP, 6 H, 4 ER, 3 K, 1 BB, 87 pitches, L
9/2	Rolddy Muñoz	25-141	at CHC	ReL., 2.0 IP, 0 H, 0 ER, 1 K, 2 BB, 26 pitches, ND
9/2	Hayden Harris	26-185	at CHC	ReL., 1.0 IP, 0 H, 0 ER, 0 K, 0 BB, 12 pitches, ND

Record by Uniform		
Home White	26-23	Road Gray
Red Alternate	10-13	Navy Alternate
City Connect	7-6	

Score by Inning											
	1	2	3	4	5	6	7	8	9	Extras	Totals
Opponent	74	78	105	90	59	68	76	63	61	12	695
Braves	72	50	65	90	67	88	60	95	54	10	657

Braves Injured/Inactive List					
Player	Pos.	Injury	7/10/15/60-day IL	Date on IL/List	Date off IL/List
Joe Jiménez	RHP	Left knee articular cartilage injury	60-day	March 25 (Retro. March 24)	—
Reynaldo López	RHP	Right shoulder inflammation	60-day	March 31 (Retro. March 29)	—
AJ Smith-Shawver	RHP	Strained right elbow	60-day	May 29	—
Spencer Schwellenbach	RHP	Fractured right elbow	60-day	July 2 (Retro. June 29)	—
Grant Holmes	RHP	Right elbow inflammation	60-day	July 27	—
Austin Riley	INF	Strained lower abdominal muscle	10-day	August 4	—
Aaron Bummer	LHP	Left shoulder inflammation	15-day	August 24	—
Sean Murphy	C	Right hip labral tear	60-day	September 8	—
Daysbel Hernández	RHP	Right shoulder inflammation	15-day	September 12 (Retro. September 9)	—
Jake Fraley	OF	Strained right oblique muscle	10-day	September 14 (Retro. September 11)	—
Sean Murphy	C	Fractured left ribcage	10-day	March 25 (Retro. March 24)	April 6
Aaron Bummer	LHP	Bereavement list	---	April 11	April 14
Spencer Strider	RHP	Right elbow UCL injury	15-day	March 25 (Retro. March 24)	April 16
Spencer Strider	RHP	Strained right hamstring	15-day	April 21 (Retro. April 18)	May 19
Ronald Acuña Jr.	OF	Left knee ACL reconstruction	10-day	March 25 (Retro. March 24)	May 23
Nacho Alvarez Jr.	INF	Left wrist inflammation	60-day	March 25 (Retro. March 24)	June 15
Stuart Fairchild	OF	Dislocated pinky finger	10-day	May 30	June 16
Jurickson Profar	OF	Restricted List	80 games	March 31	July 2
Daysbel Hernández	RHP	Right forearm inflammation	15-day	June 6 (Retro. June 5)	July 2
Austin Riley	INF	Strained right abdomen	10-day	July 12	July 25
Ronald Acuña Jr.	OF	Grade 1 right calf strain	10-day	July 30	August 15
Chris Sale	LHP	Fractured left ribcage	60-day	June 21 (Retro. June 19)	August 30
Luke Williams	INF	Strained left oblique muscle	10-day	August 21 (Retro. August 19)	September 1
Jurickson Profar	OF	Paternity List	---	September 2	September 4

Recent Transactions	
September 16: Selected LHP José Suarez to the major league roster and recalled RHP Nathan Wiles to Atlanta...Transferred C Sean Murphy to the 60-day injured list.	
September 15: Optioned RHPs Connor Seabold and Alexis Diaz to Triple-A Gwinnett following the.	
September 14: Selected INF Luke Williams to the major league roster and placed OF Jake Fraley on the 10-day injured list, backdated to September 11, with a strained right oblique muscle.	
September 12: Recalled RHP Hunter Stratton to Atlanta and placed RHP Daysbel Hernández on the 15-day injured list, backdated to September 9, with right shoulder inflammation.	
September 8: Reported RHP Alexis Diaz to Atlanta and recalled RHP Connor Seabold...Designated RHP John Brebbia for assignment...Selected C Sandy León to the major league roster and placed C Sean Murphy on the 10-day injured list with a right hip labral tear, recalled RHP Dane Dunning to Atlanta, and optioned LHP Hayden Harris to Triple-A Gwinnett.	
September 7: Claimed RHP Alexis Diaz off waivers from the Los Angeles Dodgers...Optioned RHP Rolddy Munoz to Triple-A Gwinnett following the game.	
September 6: Outrighted INF Luke Williams to Triple-A Gwinnett.	
September 4: Reinstated OF Jurickson Profar from the paternity list and recalled RHP Daysbel Hernández to Atlanta...Designated INF Luke Williams for assignment and released RHP Cal Quantrill from the roster...RHP Wander Suero was claimed off waivers by the New York Mets.	
September 2: Reported INF Ha-Seong Kim to Atlanta and placed OF Jurickson Profar on the paternity list...Selected LHP Hayden Harris to the major league roster...To make room on the 40-man roster, Atlanta designated RHP Wander Suero for assignment.	

Game-Ending RBI					
Player	Number	Last	Player	Number	Last
Albies	7	7/20/24 (SF)	Olson	5	8/4/21 (2B)
Allen	-	-	Ornelas	-	-
Baldwin	1	5/8/25 (1B)	Ozuna	7	5/6/25 (1B)
Harris II	2	4/24/24 (2B)	Profar	3	6/24/24 (1B)
Kelenic	1	8/13/21 (BB)	Riley	4	6/17/25 (SF)
León	1	4/5/17 (HR)	White	-	-
Murphy	2	9/8/24 (FC)	Williams	1	6/9/21 (HR)
Braves walk-off wins in 2025: 5 (June 17 vs. New York (NL) – Riley, SF)					

Starts by Batting Order	
1: Profar – 60, Acuña Jr. – 43, Verdugo – 26, Harris II – 13, Albies – 5, White – 3	6: Albies – 53, Harris II – 31, Murphy – 24, Baldwin – 16, Ozuna – 6, De La Cruz – 5, Verdugo – 5, White – 3, Kim – 3, Acuña Jr. – 2, Allen – 1, Profar – 1
2: Olson – 75, Riley – 52, Baldwin – 10, Albies – 6, Verdugo – 5, Ozuna – 1, White – 1	7: Harris II – 28, White – 24, Albies – 24, Murphy – 18, Alvarez Jr. – 13, Verdugo – 10, Baldwin – 8, De La Cruz – 5, Fairchild – 5, Ozuna – 5, Kelenic – 3, Bruján – 2, Arcia – 1, Kim – 1, Acuña Jr. – 1,
3: Ozuna – 51, Acuña Jr. – 34, Riley – 26, Olson – 23, Baldwin – 9, Albies – 7	8: Harris II – 46, White – 26, Alvarez Jr. – 21, Allen – 13, Kelenic – 9, Fairchild – 6, Murphy – 6, Ozuna – 5, Baldwin – 4, Fraley – 3, Albies -2, Arcia – 2, Verdugo – 2, Tromp – 1, Ornelas – 1, Williams – 1, León – 1
4: Olson – 52, Ozuna – 34, Baldwin – 24, Murphy – 14, Riley – 11, Harris II – 6, Albies – 6, Profar – 2, Kim – 1	9: Allen – 109, Alvarez Jr. – 12, Kelenic – 8, Arcia – 6, Harris II – 4, White – 3, Williams – 3, Bruján – 3, Rosario -1, Tromp – 1
5: Albies – 47, Ozuna – 25, Murphy – 17, Harris II – 17, Baldwin – 15, Riley – 13, Profar – 5, Kim – 5, De La Cruz – 2, Verdugo – 1, White – 1	

Starts by Position	
P: Elder – 26, Holmes – 21, Strider – 21, Sale – 18, Schwellenbach – 17, Wentz – 10, Smith-Shawver – 9, Waldrep – 7, Fuentes – 4, Fedde – 4, Carrasco – 3, Quantrill – 2, Bummer – 2, Daniel – 2, Cox -1 López – 1, Blewett – 1	SS: Allen, – 123, Kim – 12, Arcia – 9, Williams – 3, Bruján – 3
C: Baldwin – 75, Murphy – 72, Tromp – 2	LF: Profar – 67, Verdugo – 49, White – 20, De La Cruz – 11, Fairchild – 2, Fraley – 1
1B: Olson – 150	CF: Harris II – 145, White – 4, Fairchild – 1
2B: Albies – 150	RF: Acuña Jr. – 78, White – 37, Kelenic – 20, Fairchild – 8, Bruján – 3, Fraley – 3, Rosario – 1
3B: Riley – 102, Alvarez Jr. – 46, Ornelas – 1, Williams – 1	DH: Ozuna – 127, Baldwin – 11, Murphy – 7, Acuña Jr. – 3, De La Cruz – 1, Profar – 1

Challenge Log				
Date (Inning)	Player (Team)	Play Type (Base)	Ruling	Success
3/27 at SD (T1)	Albies (ATL)	Force play (1B)	Out/Overturned	1/1 (100.0%)
4/5 vs. MIA (T5)	Edwards (MIA)	Tag play (1B)	Safe/Overturned	2/2 (100.0%)
4/10 at TB (T4)	Morel (TB)	Tag play (HP)	Safe/Overturned	3/3 (100.0%)
4/11 at TB (T8)	Olson (ATL)	Force play (1B)	Out/Confirmed	3/4 (75.0%)
4/13 at TB (T6)	White (ATL)	Force play (2B)	Out/Stands	3/5 (60.0%)
4/16 at TOR (B3)	Guerrero Jr. (TOR)	Tag play (2B)	Safe/Overturned	4/6 (66.7%)
4/21 vs. STL (B8)	Riley (ATL)	Force play (1B)	Out/Overturned	5/7 (71.4%)
4/22 vs. STL (T8)	Contreras (STL)	Tag play (HP)	Safe/Confirmed	5/8 (62.5%)
4/26 at AZ (B10)	Grichuk (AZ)	Force play (1B)	Safe/Overturned	6/9 (66.7%)
4/27 at AZ (T1)	Verdugo (ATL)	Tag play (HP)	Safe/Stands	6/10 (60.0%)
5/7 vs. CIN (B3)	White (ATL)	Force play (1B)	Out/Overturned	7/11 (63.6%)
5/8 vs. CIN (T7)	Dunn (CIN)	Tag play (1B)	Safe/Stands	7/12 (58.3%)
5/14 vs. WSH(T4)	Bell (WSH)	Tag play (2B)	Out/Overturned	8/13 (61.5%)
5/22 at WSH (T9)	Riley (ATL)	Tag play (HP)	Out/Confirmed	8/14 (57.1%)
5/29 at PHI (B8)	Marchán (PHI)	Hit by pitch	HBP/Stands	8/15 (53.3%)
6/3 vs. AZ (T7)	Marte (AZ)	Tag play (1B)	Safe/Overturned	9/16 (56.3%)
6/10 at MIL (B7)	Durbin (MIL)	Hit by pitch	HBP/Stands	9/17 (52.9%)
6/13 vs. COL (T4)	Goodman (COL)	Force play (3B)	Safe/Overturned	10/18 (55.6%)
6/20 at MIA (B6)	Wagaman (MIA)	Stadium boundary call	In play/Overturned	11/19 (57.8%)
7/4 vs. BAL (B5)	Acuña Jr. (ATL)	Force play (1B)	Out/Stands	11/20 (55.0%)
7/11 at STL (T3)	Baldwin (ATL)	Tag play (HP)	Out/Confirmed	11/21 (52.4%)
7/22 vs. SF (T6)	Bailey (SF)	Tag play (2B)	Safe/Overturned	12/22 (54.5%)
7/29 at KC (B3)	Garcia (KC)	Fair/foul	Fair ball/Overturned	13/23 (56.5%)
7/29 at KC (B6)	Frazier (KC)	Tag play (3B)	Safe/Stands	13/24 (54.2%)
8/13 at NYM (B1)	Nimmo (NYM)	Tag-up play (3B)	Safe/Stands	13/25 (52.0%)
8/23 vs. NYM (B4)	Acuña Jr. (ATL)	Force play (2B)	Safe/Overturned	14/26 (53.8%)

2025 Schedule and Results																				
Date	Opp.	H/R	Time/ D/N	Result	Winner-Loser-Save	Att.	W-L	Pos.	GA GB	H-R Date	Time/ Opp.	D-N	Result	Winner-Loser-Save	Att.	W-L	Pos.	GA GB		
3/27	at SD	R-D	L, 7-4		Peralta-Neris-Suárez	45,568	0-1	T-3rd	-1.0	7/8	at ATH	R-N	L, 10-1	Springs-Fuentes-None	8,620	39-51	4th	-13.0		
3/28	at SD	R-N	L, 4-3		Adam-Lee-Suárez	41,058	0-2	5th	-1.5	7/9	at ATH	R-N	W, 9-2	Elder-Spence-None	9,273	40-51	4th	-13.0		
3/29	at SD	R-N	L, 1-0		Peralta-Bummer-Morejon	40,587	0-3	5th	-2.5	7/10	at ATH	R-N	L, 5-4 (11)	Sterner-Bummer-None	10,258	40-52	4th	-13.5		
3/30	at SD	R-N	L, 5-0		Pivetta-Smith-Shawver-None	41,269	0-4	5th	-3.0	7/11	at STL	R-N	W, 6-5	De Los Santos-Liberatore-Iglesias	29,625	41-52	4th	-12.5		
3/31	at LAD	R-N	L, 6-1		Glasnow-Holmes-None	50,816	0-5	5th	-3.5	7/12	at STL	R-D	W, 7-6	Hernández-Helsley-Iglesias	31,807	42-52	4th	-12.0		
4/1	at LAD	R-N	L, 3-1		Banda-Sale-Scott	50,182	0-6	5th	-4.0	7/13	at STL	R-D	L, 5-4*	Graceffo-Chavez-Helsley	26,959	42-53	4th	-12.5		
4/2	at LAD	R-N	L, 6-5		Dreyer-Iglesias-None	50,281	0-7	5th	-5.0	7/14	T-Mobile Home Run Derby									
4/3	OPEN DATE									7/15	95th MLB All-Star Game in Atlanta, Ga.									
4/4	vs. MIA	H-N	W, 10-0		Schwellenbach-Meyer-None	41,583	1-7	5th	-5.5	7/16	OPEN DATE									
4/5	vs. MIA	H-N	L, 4-0		Quantrill-Smith-Shawver-None	39,732	1-8	5th	-5.5	7/17	OPEN DATE									
4/6	vs. MIA	H-D	PPD**		Rescheduled for August 9		1-8	5th	-6.0	7/18	vs. NYY	H-N	W, 7-3	Strider-Hamilton-None	41,844	43-53	4th	-11.5		
4/7	OPEN DATE									7/19	vs. NYY	H-N	L, 12-9	Weaver-Iglesias-None	42,530	43-54	4th	-12.5		
4/8	vs. PHI	H-N	W, 7-5		Hernández-Kerkering-Iglesias	33,508	2-8	5th	-5.5	7/20	vs. NYY	H-D	L, 4-2	Stroman-Holmes-Williams	40,125	43-55	4th	-12.5		
4/9	vs. PHI	H-N	L, 4-3		Alvarado-Iglesias-None	35,323	2-9	5th	-6.0	7/21	vs. SF	H-N	W, 9-5	Elder-Birdsong-None	34,857	44-55	4th	-12.5		
4/10	vs. PHI	H-N	W, 4-2 (11)*		Suarez-Ross-None	36,630	3-9	5th	-5.0	7/22	vs. SF	H-N	L, 9-0	Roupp-Daniel-None	36,433	44-56	4th	-13.5		
4/11	at TB	R-N	L, 6-3		Bradley-Elder-Fairbanks	10,046	3-10	5th	-6.0	7/23	vs. SF	H-D	L, 9-3	Verlander-Strider-None	33,352	44-57	4th	-14.0		
4/12	at TB	R-D	W, 5-4		Lee-Sulser-Iglesias	10,046	4-10	5th	-5.0	7/24	OPEN DATE									
4/13	at TB	R-D	L, 8-3		Boyle-Sale-None	10,046	4-11	5th	-6.0	7/25	at TEX	R-N	L, 8-3	Eovaldi-Wentz-None	34,643	44-58	4th	-15.0		
4/14	at TOR	R-N	W, 8-4		Holmes-Lucas-None	21,595	5-11	5th	-6.0	7/26	at TEX	R-N	L, 6-5 (10)	Armstrong-De Los Santos-None	38,318	44-59	4th	-16.0		
4/15	at TOR	R-N	L, 6-3		Gausman-Schwellenbach-None	26,979	5-12	5th	-6.0	7/27	at TEX	R-D	L, 8-1	Leiter-Elder-None	35,914	44-60	4th	-17.0		
4/16	at TOR	R-D	L, 3-1		Bassitt-Strider-Hoffman	25,328	5-13	5th	-6.0	7/28	at KC	R-N	W, 10-7	Strider-Hill-Iglesias	23,850	45-60	4th	-16.0		
4/17	OPEN DATE									7/29	at KC	R-N	L, 9-6	Lugo-Fedde-Estévez	22,562	45-61	4th	-16.0		
4/18	vs. MIN	H-N	W, 6-4		De Los Santos-Jax-Iglesias	39,142	6-13	5th	-6.5	7/30	at KC	R-D	L, 1-0 (10)	Long-Hernández-None	17,726	45-62	4th	-16.0		
4/19	vs. MIN	H-N	W, 4-3		Johnson-Woods Richardson-Iglesias	39,278	7-13	5th	-6.5	7/31	at CIN	R-N	W, 12-11 (10)	Johnson-Pagán-Iglesias	27,169	46-62	4th	-15.5		
4/20	vs. MIN	H-D	W, 6-2		Holmes-Ryan-None	31,889	8-13	5th	-6.5	JULY TOTALS									438,450 (36,538 average in 12 dates)	8-17
4/21	vs. STL	H-N	W, 7-6		Hernández-Maton-None	30,180	9-13	T-4th	-6.5	8/1	at CIN	R-D	L, 3-2	Singer-Elder-Pagán	29,269	46-63	4th	-16.0		
4/22	vs. STL	H-N	L, 10-4		Matz-De Los Santos-None	35,876	9-14	5th	-7.5	8/2	at CIN	R-N	SSPD, completed 8/3							
4/23	vs. STL	H-D	W, 4-1		Hernández-Romero-None	34,009	10-14	5th	-7.5	8/3			W, 4-2	Waldrep-Suter-Iglesias	91,032	47-63	4th	-15.5		
4/24	OPEN DATE									8/4	vs. MIL	H-N	L, 3-1	Priester-Fedde-Megill	30,790	47-64	4th	-16.5		
4/25	at AZ	R-N	W, 8-2		Sale-Gallen-None	31,023	11-14	5th	-6.5	8/5	vs. MIL	H-N	L, 7-2	Peralta-Wentz-None	30,642	47-65	4th	-17.5		
4/26	at AZ	R-N	W, 8-7 (10)		Iglesias-Martinez-Lee	43,043	12-14	T-3rd	-6.5	8/6	vs. MIL	H-N	L, 5-4	Quintanta-Strider-Megill	30,964	47-66	4th	-17.5		
4/27	at AZ	R-D	L, 6-4		Pfaadt-Schwellenbach-Martinez	33,544	12-15	T-4th	-6.5	8/7	vs. MIA	H-N	W, 8-6	Johnson-Simpson-Iglesias	32,460	48-66	4th	-17.0		
4/28	at COL	R-N	W, 6-3		Elder-Feltner-Iglesias	18,852	13-15	3rd	-6.5	8/8	vs. MIA	H-N	L, 5-1	Cabrera-Elder-None	32,717	48-67	4th	-18.0		
4/29	at COL	R-N	W, 8-2		Smith-Shawver-Márquez-None	19,010	14-15	3rd	-6.5	8/9	vs. MIA	H-D	W, 7-1	Waldrep-Gusto-None	35,664	49-67	4th	-17.5		
4/30	at COL	R-D	L, 2-1		Dollander-Sale-Agnos	29,661	14-16	3rd	-6.5	8/9	vs. MIA	H-N	W, 8-6	Fedde-Alcantara-Iglesias	35,433	50-67	4th	-17.5		
MARCH/APRIL TOTALS						397,150 (36,105 average in 11 dates)	14-16			8/10	vs. MIA	H-D	W, 7-1	Wentz-Phillips-None	31,203	51-67	4th	-17.5		
5/1	OPEN DATE									8/11	OPEN DATE							4th	-18.0	
5/2	vs. LAD	H-N	L, 2-1*		Yamamoto-Holmes-Phillips	41,201	14-17	3rd	-7.0	8/12	at NYM	R-N	L, 13-5	Soto-Strider-Hagenman	39,748	51-68	4th	-18.0		
5/3	vs. LAD	H-N	L, 10-3*		Sasaki-Schwellenbach-None	42,159	14-18	T-3rd	-7.5	8/13	at NYM	R-N	W, 11-6	Bummer-Garrett-None	38,647	52-68	4th	-17.0		
5/4	vs. LAD	H-N	W, 4-3		Elder-May-Iglesias	39,649	15-18	T-3rd	-6.0	8/14	at NYM	R-N	W, 4-3	Elder-Helsley-Iglesias	41,782	53-68	4th	-16.0		
5/5	vs. CIN	H-N	W, 4-0		Smith-Shawver-Springer-None	30,175	16-18	3rd	-6.0	8/15	at CLE	R-N	W, 2-0	Waldrep-Cantillo-Iglesias	33,571	54-68	4th	-16.0		
5/6	vs. CIN	H-N	W, 2-1 (10)		Iglesias-Richardson-None	32,835	17-18	3rd	-5.0	8/16	at CLE	R-N	W, 10-1	Wentz-Cecconi-Stratton	34,059	55-68	4th	-15.0		
5/7	vs. CIN	H-N	L, 4-3		Suter-Holmes-Pagán	32,761	17-19	3rd	-6.0	8/17	at CLE	R-D	W, 5-4	Bummer-Enright-Iglesias	28,899	56-68	4th	-15.0		
5/8	vs. CIN	H-N	W, 5-4 (11)		Blewett-Rogers-None	33,794	18-19	3rd	-5.5	8/18	vs. CWS	R-N	L, 13-9*	Gómez-Strider-None	27,868	56-69	4th	-16.0		
5/9	at PIT	R-N	L, 3-2		Falter-Elder-Santana	19,357	18-20	3rd	-6.5	8/19	vs. CWS	R-N	W, 11-10	Lee-Wilson-Iglesias	29,134	57-69	4th	-16.0		
5/10	at PIT	R-D	W, 3-2 (11)		Blewett-Shugart-None	27,767	19-20	3rd	-5.5	8/20	vs. CWS	R-N	W, 1-0	Waldrep-Pérez-Iglesias	30,054	58-69	4th	-16.0		
5/11	at PIT	R-D	L, 4-3		Santana-Iglesias-None	17,845	19-21	3rd	-6.5	8/21	OPEN DATE							4th	-16.0	
5/12	vs. WSH	H-N	W, 4-3		Iglesias-Rutledge-None	32,696	20-21	3rd	-6.5	8/22	vs. NYMH-N	L, 12-7		McLean-Wentz-None	40,076	58-70	4th	-16.0		
5/13	vs. WSH	H-N	W, 5-2		Schwellenbach-Lord-Johnson	32,725	21-21	3rd	-6.5	8/23	vs. NYMH-N	L, 9-2		Holmes-Quantrill-None	39,738	58-71	4th	-17.0		
5/14	vs. WSH	H-N	L, 5-4		Ferrer-De Los Santos-Finnegan	37,134	21-22	3rd	-6.5	8/24	vs. NYMH-D	W, 4-3		Kinley-Soto-Iglesias	34,393	59-71	4th	-17.0		
5/15	vs. WSH	H-D	W, 5-2		Smith-Shawver-Williams-Iglesias	34,074	22-22	3rd	-6.0	8/25	at MIA	R-N	L, 2-1	Cabrera-Strider-Faucher	8,111	59-72	4th	-17.0		
5/16	at BOS	R-N	W, 4-2		Sale-Crochet-Iglesias	34,648	23-22	3rd	-5.0	8/26	at MIA	R-N	W, 11-2	Kinley-Zuber-None	8,576	60-72	4th	-16.0		
5/17	at BOS	R-N	L, 7-6		Chapman-Johnson-None	34,594	23-23	3rd	-6.0	8/27	at MIA	R-D	W, 12-1	Wentz-Gusto-None	12,453	61-72	4th	-15.0		
5/18	at BOS	R-D	W, 10-4		Schwellenbach-Bello-None	35,012	24-23	3rd	-5.0	8/28	at PHI	R-N	L, 19-4	Nola-Quantrill-None	41,293	61-73	4th	-16.0		
5/19	OPEN DATE									8/29	at PHI	R-N	L, 2-1	Kerkering-Lee-Duran	40,322	61-74	4th	-17.0		
5/20	at WSH	R-N	L, 5-3		Parker-Strider-Finnegan	26,517	24-24	3rd	-6.0	8/30	at PHI	R-N	L, 3-2 (10)	Strahm-Stratton-None	43,462	61-75	4th	-18.0		
5/21	at WSH	R-N	PPD**		Rescheduled for September 16			3rd	-6.5	8/31	at PHI	R-D	W, 3-1	Kinley-Alvarado-Iglesias	43,770	62-75	4th	-17.0		
5/22	at WSH	R-N	L, 8-7 (10)		Rutledge-Lee-None	16,907	24-25	3rd	-7.5	AUGUST TOTALS									461,136 (32,938 average in 14 dates)	16-13
5/23	vs. SD	H-N	L, 2-1		Adam-Iglesias-Suárez	40,327	24-26	3rd	-8.5	9/1	at CHC	R-D	L, 7-6 (10)	Kittredge-Brebbia-None	39,673	62-76	4th	-18.0		
5/24	vs. SD	H-D	W, 7-1		Holmes-Reynolds-None	41,338	25-26	3rd	-8.5	9/2	at CHC	R-D	L, 4-3	Imanaga-Wentz-Palencia	32,618	62-77	4th	-18.5		
5/25	vs. SD	H-D	L, 5-3		Estrada-Schwellenbach-Suárez	41,251	25-27	3rd	-8.5	9/3	at CHC	R-N	W, 5-1	Elder-Brown-None	31,933	63-77	4th	-17.5		
5/26	OPEN DATE									9/4										

	Braves vs. Opponent																
Braves 2025 Batting vs. Washington																	
Player	G	AB	R	H	2B	3B	HR	RBI	BB	SB	SO	AVG	OBP	SLG			
Drake Baldwin	5	19	4	10	1	0	2	7	0	0	0	.526	.526	.895			
Ronald Acuña Jr.	1	4	2	2	0	0	1	1	1	0	1	.500	.600	1.250			
Matt Olson	7	30	6	10	3	0	3	7	0	0	10	.333	.333	.733			
Marcell Ozuna	7	27	5	9	1	0	2	7	3	0	6	.333	.387	.593			
Ozzie Albies	7	28	4	8	1	0	0	2	1	0	4	.286	.333	.321			
Michael Harris II	7	26	2	7	1	1	0	4	1	1	3	.269	.296	.385			
Jurickson Profar	1	4	1	1	0	0	0	0	0	0	0	.250	.400	.250			
Ha-Seong Kim	1	4	1	1	1	0	0	0	1	0	1	.250	.400	.500			
Nacho Alvarez Jr.	1	4	1	1	0	0	0	0	0	0	0	.250	.250	.250			
Eli White	6	22	4	4	1	0	0	3	1	1	8	.182	.250	.227			
Nick Allen	6	17	2	3	0	0	0	1	3	0	5	.176	.300	.176			
Braves 2025 Pitching vs. Washington																	
Player	W	L	Sv	BS	G	GS	QS	IP	H	R	ER	HR	BB	SO	ERA	FIP	WHIP
Tyler Kinley	0	0	1	0	4	0	0	4.0	2	0	0	0	1	7	0.00	0.42	0.75
Pierce Johnson	0	0	1	0	3	0	0	3.0	3	0	0	0	1	2	0.00	3.83	1.33
Alexis Díaz	0	0	0	0	1	0	0	1.0	0	0	0	0	2	3	0.00	3.17	2.00
Bryce Elder	0	0	0	0	1	1	1	6.0	5	1	1	0	1	3	1.50	3.17	1.00
Raisel Iglesias	1	0	1	1	3	0	0	3.0	4	2	1	0	1	1	3.00	3.50	1.67
Dylan Lee	0	1	0	0	6	0	0	5.0	6	3	2	1	1	3	3.60	5.17	1.40
Spencer Strider	1	1	0	0	2	2	1	11.1	10	5	5	2	3	9	3.97	5.20	1.15
Connor Seabold	0	0	0	0	1	0	0	0.0	2	2	2	0	1	0	-	-	-
Braves Career Batting vs. Washington																	
Player	G	AB	R	H	2B	3B	HR	RBI	BB	SB	SO	AVG	OBP	SLG			
Drake Baldwin	5	19	4	10	1	0	2	7	0	0	0	.526	.526	.895			
Vidal Bruján	7	18	4	7	0	2	0	1	1	0	5	.389	.421	.611			
Ozzie Albies	98	380	71	115	28	3	13	50	35	12	72	.303	.363	.495			
Matt Olson	53	201	37	60	14	0	13	36	22	0	55	.299	.366	.562			
Michael Harris II	48	182	25	54	9	2	7	27	10	9	32	.297	.342	.484			
Marcell Ozuna	143	556	77	160	27	6	29	97	41	0	121	.288	.337	.514			
Ronald Acuña Jr.	74	302	69	80	13	2	23	42	32	26	85	.265	.339	.550			
Ha-Seong Kim	26	84	12	21	6	0	3	14	10	2	14	.250	.337	.429			
Nacho Alvarez Jr.	1	4	1	1	0	0	0	0	0	0	0	.250	.250	.250			
Luke Williams	20	28	7	6	0	0	1	2	1	4	10	.214	.241	.321			
Jurickson Profar	30	96	14	20	3	0	5	13	11	1	18	.208	.303	.396			
Eli White	7	23	4	4	1	0	0	3	1	1	8	.174	.240	.217			
Nick Allen	14	41	4	7	0	0	0	2	4	1	12	.171	.244	.171			
Sandy León	14	36	3	6	0	0	1	3	2	0	12	.167	.211	.250			
Braves Career Pitching vs. Washington																	
Player	W	L	Sv	BS	G	GS	QS	IP	H	R	ER	HR	BB	SO	ERA	FIP	WHIP
Bryce Elder	2	1	0	0	5	5	2	31.2	29	10	10	3	5	20	2.84	3.78	1.07
Hunter Stratton	0	0	0	0	2	0	0	3.0	4	1	1	1	0	2	3.00	6.23	1.33
Pierce Johnson	0	0	4	0	14	0	0	14.0	13	5	5	0	6	12	3.21	2.97	1.36
Chris Sale	0	2	0	0	6	4	2	23.2	21	10	9	0	8	27	3.42	2.03	1.23
Dylan Lee	1	1	0	1	16	0	0	17.2	16	8	7	4	2	17	3.57	4.50	1.02
Raisel Iglesias	2	1	7	1	23	1	0	29.2	32	13	12	5	4	32	3.64	3.91	1.21
Tyler Kinley	0	0	1	0	21	0	0	18.2	19	8	8	1	7	22	3.86	2.96	1.39
Dane Dunning	0	1	0	0	2	2	1	11.2	14	5	5	1	3	8	3.86	4.21	1.46
Spencer Strider	5	2	0	0	8	7	2	41.0	34	20	20	5	17	47	4.39	3.87	1.24
Sandy León	0	0	0	0	1	0	0	1.2	1	1	1	1	0	0	5.40	10.97	0.60
Dylan Dodd	0	0	0	0	1	1	0	6.0	9	5	5	0	1	1	7.50	3.42	1.67
Alexis Díaz	0	2	3	1	7	0	0	7.1	9	10	8	2	6	12	9.82	6.73	2.05
Connor Seabold	0	0	0	0	2	0	0	2.1	4	3	3	0	1	3	11.57	1.95	2.14
Joey Wentz	0	1	0	0	3	1	0	4.0	11	7	7	2	4	3	15.75	11.97	3.75
Hurston Waldrep	0	1	0	0	1	1	0	3.2	4	7	7	1	4	1	17.18	9.44	2.18
Braves Career Batting at Nationals Park																	
Player	G	AB	R	H	2B	3B	HR	RBI	BB	SB	SO	AVG	OBP	SLG			
Matt Olson	26	109	22	40	8	0	10	27	10	0	31	.367	.417	.716			
Ozzie Albies	48	191	37	61	15	1	8	26	15	7	30	.319	.367	.534			
Drake Baldwin	2	10	1	3	0	0	1	4	0	0	0	.300	.300	.600			
Michael Harris II	26	104	18	31	7	1	5	17	5	5	20	.298	.336	.529			
Ha-Seong Kim	12	40	6	11	5	0	1	7	3	1	8	.275	.326	.475			
Marcell Ozuna	71	286	37	78	15	1	14	44	21	0	67	.273	.322	.479			
Nacho Alvarez Jr.	1	4	1	1	0	0	0	0	0	0	0	.250	.250	.250			
Luke Williams	10	18	5	4	0	0	1	1	1	2	5	.222	.263	.389			
Ronald Acuña Jr.	41	177	34	38	6	1	13	20	13	14	51	.215	.276	.480			
Jurickson Profar	15	52	9	10	2	0	3	4	6	1	9	.192	.288	.404			
Sandy León	27	71	4	13	3	0	0	2	4	0	29	.183	.247	.225			
Nick Allen	8	22	1	4	0	0	0	1	2	1	6	.182	.250	.182			
Eli White	3	9	1	1	1	0	0	1	0	0	3	.111	.111	.222			
Chris Sale	1	1	0	0	0	0	0	0	0	0	1	.000	.000	.000			
Vidal Bruján	3	4	0	0	0	0	0	0	1	0	4	.000	.200	.000			
Braves Career Pitching at Nationals Park																	
Player	W	L	Sv	BS	G	GS	QS	IP	H	R	ER	HR	BB	SO	ERA	FIP	WHIP
Pierce Johnson	0	0	0	0	4	0	0	3.2	4	0	0	0	1	3	0.00	3.18	1.36
Alexis Díaz	0	0	3	0	4	0	0	4.1	2	1	0	0	3	6	0.00	3.19	1.15
Bryce Elder	1	0	0	0	1	1	1	9.0	6	0	0	0	1	6	0.00	2.11	0.78
Hunter Stratton	0	0	0	0	1	0	0	1.0	1	0	0	0	0	1	0.00	1.17	1.00
Raisel Iglesias	0	1	2	0	10	0	0	11.2	12	5	5	3	1	8	3.86	5.41	1.11
Chris Sale	0	2	0	0	3	3	1	13.2	11	7	6	0	7	20	3.95	2.02	1.32
Dylan Lee	1	1	0	0	9	0	0	11.1	9	6	5	2	2	12	3.97	3.85	0.97
Tyler Kinley	0	0	0	0	10	0	0	10.1	11	5	5	0	4	10	4.35	2.40	1.45
Spencer Strider	4	2	0	0	6	6	2	32.2	25	16	16	5	11	37	4.41	4.10	1.10
Sandy León	0	0	0	0	1	0	0	1.2	1	1	1	1	0	0	5.40	10.97	0.60
Dane Dunning	0	1	0	0	1	1	0	5.2	7	4	4	1	2	4	6.35	5.73	1.59
Hurston Waldrep	0	1	0	0	1	1	0	3.2	4	7	7	1	4	1	17.18	9.44	2.18
Joey Wentz	0	1	0	0	1	1	0	2.0	10	6	6	2	0	1	27.00	15.25	5.00
Connor Seabold	0	0	0	0	1	0	0	0.0	2	2	2	0	1	0	-	-	-

Braves Batters vs. Washington

VS. BRAD LORD

Career	BA	SLG	OBP	AB	H	DO	TR	HR	BB	SO
Ozzie Albies	.667	.667	.667	3	2	0	0	0	0	1
Marcell Ozuna	.500	.500	.333	2	1	0	0	0	0	0
Eli White	.500	.500	.667	2	1	0	0	0	1	1
Drake Baldwin	.500	.500	.500	2	1	0	0	0	0	0
Austin Riley	.333	.333	.333	3	1	0	0	0	0	1
Matt Olson	.000	.000	.000	3	0	0	0	0	0	2
Nick Allen	.000	.000	.000	2	0	0	0	0	0	2
Michael Harris II	.000	.000	.000	2	0	0	0	0	0	1
Jake Fraley	.000	.000	.000	1	0	0	0	0	0	0

VS. CADE CAVALLI

Career	BA	SLG	OBP	AB	H	DO	TR	HR	BB	SO
Jake Fraley	.000	.000	.000	3	0	0	0	0	0	1

VS. JACKSON RUTLEDGE

Career	BA	SLG	OBP	AB	H	DO	TR	HR	BB	SO
Jake Fraley	1.000	1.000	1.000	2	2	0	0	0	1	0
Marcell Ozuna	.667	2.000	.750	3	2	1	0	1	0	0
Austin Riley	.667	1.000	.667	3	2	1	0	0	0	0
Ozzie Albies	.600	.600	.750	5	3	0	0	0	3	0
Eli White	.500	.500	.500	2	1	0	0	0	0	0
Matt Olson	.333	.333	.500	3	1	0	0	0	1	0
Ronald Acuna Jr.	.250	.250	.250	4	1	0	0	0	0	2
Michael Harris II	.000	.000	.000	7	0	0	0	0	0	0
Sean Murphy	.000	.000	.000	4	0	0	0	0	0	2
Luke Williams	.000	.000	.000	2	0	0	0	0	0	1
Nick Allen	.000	.000	.000	1	0	0	0	0	0	0
Drake Baldwin	.000	.000	.000	1	0	0	0	0	0	0

VS. JAKE IRVIN

Career	BA	SLG	OBP	AB	H	DO	TR	HR	BB	SO
Jake Fraley	.600	.800	.600	10	6	2	0	0	0	1
Ronald Acuna Jr.	.500	1.500	.500	2	1	0	1	0	0	0
Vidal Brujan	.500	.500	.500	2	1	0	0	0	0	0
Michael Harris II	.333	.467	.412	15	5	2	0	0	2	3
Austin Riley	.333	.333	.455	9	3	0	0	0	2	3
Marcell Ozuna	.286	.571	.375	14	4	1	0	1	2	3
Ozzie Albies	.222	.333	.300	9	2	1	0	0	1	0
Matt Olson	.154	.154	.214	13	2	0	0	0	1	4
Sean Murphy	.111	.111	.111	9	1	0	0	0	0	1
Nick Allen	.000	.000	.000	8	0	0	0	0	0	2
Eli White	.000	.000	.000	3	0	0	0	0	0	1

VS. JOSE A. FERRER

Career	BA	SLG	OBP	AB	H	DO	TR	HR	BB	SO
Ha-seong Kim	1.000	2.000	1.000	1	1	1	0	0	0	0
Austin Riley	.500	.500	.667	2	1	0	0	0	1	1
Michael Harris II	.375	.375	.375	8	3	0	0	0	0	2
Marcell Ozuna	.333	.333	.333	3	1	0	0	0	0	1
Matt Olson	.167	.167	.167	6	1	0	0	0	0	2
Ozzie Albies	.000	.000	.000	2	0	0	0	0	0	0
Nick Allen	.000	.000	.000	2	0	0	0	0	0	0
Jake Fraley	.000	---	1.000	0	0	0	0	0	1	0
Sean Murphy	.000	---	1.000	0	0	0	0	0	0	0
Drake Baldwin	.000	.000	.000	1	0	0	0	0	0	0

VS. KONNOR PILKINGTON

Career	BA	SLG	OBP	AB	H	DO	TR	HR	BB	SO
Sean Murphy	.000	.000	.333	2	0	0	0	0	0	0
Jurickson Profar	.000	.000	.500	1	0	0	0	0	1	0
Jake Fraley	.000	.000	.000	1	0	0	0	0	0	0
Michael Harris II	.000	.000	.000	1	0	0	0	0	0	0
Nacho Alvarez	.000	.000	.000	1	0	0	0	0	0	0

VS. MACKENZIE GORE

Career	BA	SLG	OBP	AB	H	DO	TR	HR	BB	SO
Ronald Acuna Jr.	.400	1.200	.500	5	2	1	0	1	1	1
Ozzie Albies	.385	.769	.385	13	5	2	0	1	0	3
Marcell Ozuna	.375	.563	.412	16	6	0	0	1	1	4
Austin Riley	.333	.417	.308	12	4	1	0	0	0	5
Matt Olson	.294	.471	.429	17	5	3	0	0	4	5
Michael Harris II	.250	.750	.357	12	3	0	0	2	1	1
Sean Murphy	.000	.000	.250	6	0	0	0	0	1	3
Ha-seong Kim	.000	.000	.250	6	0	0	0	0	2	2
Jurickson Profar	.000	.000	.167	5	0	0	0	0	0	2
Luke Williams	.000	.000	.000	2	0	0	0	0	0	1
Nick Allen	.000	.000	.000	2	0	0	0	0	0	2

VS. MASON THOMPSON

Career	BA	SLG	OBP	AB	H	DO	TR	HR	BB	SO
Ronald Acuna Jr.	1.000	4.000	1.000	1	1	0	0	1	0	0
Matt Olson	.500	.500	.667	2	1	0	0	0	1	0
Ozzie Albies	.500	.500	.667	2	1	0	0	0	1	0
Marcell Ozuna	.333	.333	.333	3	1	0	0	0	0	0
Austin Riley	.000	.000	.000	5	0	0	0	0	0	1
Sean Murphy	.000	.000	.000	2	0	0	0	0	0	1
Michael Harris II	.000	.000	.000	2	0	0	0	0	0	1
Jurickson Profar	.000	.000	.000	1	0	0	0	0	0	1
Ha-seong Kim	.000	.000	.000	1	0	0	0	0	0	0

VS. MITCHELL PARKER

Career	BA	SLG	OBP	AB	H	DO	TR	HR	BB	SO
Ronald Acuna Jr.	.500	.500	.667	2	1	0	0	0	1	0
Vidal Brujan	.500	.500	.500	2	1	0	0	0	0	0
Matt Olson	.429	1.000	.429	14	6	2	0	2	0	3
Jurickson Profar	.400	1.000	.400	5	2	0	0	1	0	1
Michael Harris II	.364	.636	.364	11	4	1	1	0	0	1
Ha-seong Kim	.333	.667	.600	3	1	1	0	0	2	0
Nick Allen	.333	.333	.500	3	1	0	0	0	1	1
Drake Baldwin	.333	.333	.333	3	1	0	0	0	0	0
Marcell Ozuna	.308	.308	.308	13	4	0	0	0	0	3
Ozzie Albies	.231	.308	.231	13	3	1	0	0	0	3
Eli White	.200	.400	.200	5	1	1	0	0	0	3
Austin Riley	.091	.091	.167	11	1	0	0	0	1	2
Sean Murphy	.000	.000	.000	10	0	0	0	0	0	1
Nacho Alvarez	.000	.000	.000	2	0	0	0	0	0	0

VS. ORLANDO RIBALTA

Career	BA	SLG	OBP	AB	H	DO	TR	HR	BB	SO
Ozzie Albies	1.000	1.000	1.000	1	1	0	0	0	0	0
Ronald Acuna Jr.	1.000	4.000	1.000	1	1	0	0	1	0	0
Drake Baldwin	1.000	4.000	1.000	1	1	0	0	1	0	0
Marcell Ozuna	.000	.000	.000	1	0	0	0	0	0	1
Matt Olson	.000	.000	.000	1	0	0	0	0	0	1
Ha-seong Kim	.000	.000	.000	1	0	0	0	0	0	1

VS. SHINNOSUKE OGASAWARA

Career	BA	SLG	OBP	AB	H	DO	TR	HR	BB	SO
Matt Olson	1.000	2.000	1.000	1	1	1	0	0	0	0
Drake Baldwin	1.000	1.000	1.000	1	1	0	0	0	0	0
Nacho Alvarez	1.000	1.000	1.000	1	1	0	0	0	0	0
Marcell Ozuna	.000	.000	.000	2	0	0	0	0	0	1
Jurickson Profar	.000	---	1.000	0	0	0	0	0	0	0
Ozzie Albies	.000	.000	.000	1	0	0	0	0	0	0
Ronald Acuna Jr.	.000	.000	.000	1	0	0	0	0	0	1
Ha-seong Kim	.000	---	1.000	0	0	0	0	0	1	0
Michael Harris II	.000	.000	.000	1	0	0	0	0	0	0

Alphabetized by pitcher first name

Stats include all regular season at-bats between the players. Does not include postseason play.

Braves Pitchers vs. Washington

VS. ALEXIS DIAZ

Career	BA	SLG	OBP	AB	H	DO	TR	HR	BB	SO
Keibert Ruiz	.000	.000	.250	3	0	0	0	0	0	0
CJ Abrams	.000	.000	.250	3	0	0	0	0	1	2
Paul DeJong	.000	.000	.000	3	0	0	0	0	0	2
Jorge Alfaro	.000	.000	.000	2	0	0	0	0	0	2
Luis Garcia Jr.	.000	.000	.000	2	0	0	0	0	0	1
Josh Bell	.000	.000	.000	1	0	0	0	0	0	1
Riley Adams	.000	.000	.000	1	0	0	0	0	0	1
Daylen Lile	.000	---	1.000	0	0	0	0	0	1	0
Dylan Crews	.000	---	1.000	0	0	0	0	0	1	0

VS. BRYCE ELDER

Career	BA	SLG	OBP	AB	H	DO	TR	HR	BB	SO
Luis Garcia Jr.	.625	1.000	.667	8	5	3	0	0	1	1
Dylan Crews	.500	.500	.500	2	1	0	0	0	0	0
CJ Abrams	.417	.417	.462	12	5	0	0	0	1	0
Keibert Ruiz	.400	.400	.400	5	2	0	0	0	0	0
James Wood	.333	.333	.333	3	1	0	0	0	0	1
Josh Bell	.167	.417	.231	12	2	0	0	1	0	2
Riley Adams	.000	.000	.000	5	0	0	0	0	0	2
Jorge Alfaro	.000	.000	.000	2	0	0	0	0	0	1

VS. CHRIS SALE

Career	BA	SLG	OBP	AB	H	DO	TR	HR	BB	SO
Riley Adams	.500	1.000	.500	2	1	1	0	0	0	0
Jacob Young	.333	.500	.333	6	2	1	0	0	0	2
Andres Chaparro	.333	.667	.333	3	1	1	0	0	0	0
CJ Abrams	.333	.667	.333	3	1	1	0	0	0	1
James Wood	.333	.333	.333	3	1	0	0	0	0	0
Josh Bell	.300	.700	.364	10	3	1	0	1	1	1
Keibert Ruiz	.286	.571	.375	7	2	2	0	0	0	2
Paul DeJong	.000	.000	.000	6	0	0	0	0	0	4
Drew Millas	.000	.000	.000	3	0	0	0	0	0	2
Nasim Nunez	.000	.000	.333	2	0	0	0	0	1	1

VS. CONNOR SEABOLD

Career	BA	SLG	OBP	AB	H	DO	TR	HR	BB	SO
Riley Adams	.500	.500	.500	2	1	0	0	0	0	0
CJ Abrams	.500	.500	.500	2	1	0	0	0	0	0
Robert Hassell III	.000	---	1.000	0	0	0	0	0	1	0

VS. DANE DUNNING

Career	BA	SLG	OBP	AB	H	DO	TR	HR	BB	SO
Keibert Ruiz	.600	.800	.667	5	3	1	0	0	1	0
Josh Bell	.600	1.200	.600	5	3	1	1	0	0	1
Luis Garcia Jr.	.400	.600	.400	5	2	1	0	0	0	1
CJ Abrams	.333	.333	.333	3	1	0	0	0	0	0
Paul DeJong	.000	.000	.000	3	0	0	0	0	0	0

VS. DYLAN DODD

Career	BA	SLG	OBP	AB	H	DO	TR	HR	BB	SO
Keibert Ruiz	.667	1.000	.667	3	2	1	0	0	0	0
CJ Abrams	.250	.250	.250	4	1	0	0	0	0	0
Drew Millas	.000	.000	.333	2	0	0	0	0	1	0
Jacob Young	.000	.000	.000	3	0	0	0	0	0	0

VS. DYLAN LEE

Career	BA	SLG	OBP	AB	H	DO	TR	HR	BB	SO
Keibert Ruiz	.286	.429	.286	7	2	1	0	0	0	1
CJ Abrams	.286	.714	.286	7	2	0	0	1	0	2
Josh Bell	.250	.250	.250	4	1	0	0	0	0	2
Luis Garcia Jr.	.000	.000	.000	5	0	0	0	0	0	2
James Wood	.000	.000	.200	4	0	0	0	0	1	0
Jacob Young	.000	.000	.000	3	0	0	0	0	0	0
Paul DeJong	.000	.000	.500	1	0	0	0	0	1	1
Andres Chaparro	.000	.000	.000	1	0	0	0	0	0	0
Nasim Nunez	.000	.000	.000	1	0	0	0	0	0	0
Dylan Crews	.000	.000	.000	1	0	0	0	0	0	1

VS. HUNTER STRATTON

Career	BA	SLG	OBP	AB	H	DO	TR	HR	BB	SO
Keibert Ruiz	1.000	1.000	1.000	1	1	0	0	0	0	0
CJ Abrams	.500	.500	.500	2	1	0	0	0	0	0
Josh Bell	.333	.333	.500	3	1	0	0	0	0	0
Luis Garcia Jr.	.000	.000	.000	1	0	0	0	0	0	1

VS. HURSTON WALDREP

Career	BA	SLG	OBP	AB	H	DO	TR	HR	BB	SO
Keibert Ruiz	.500	2.000	.500	2	1	0	0	1	0	0
Luis Garcia Jr.	.500	.500	.500	2	1	0	0	0	0	0
CJ Abrams	.000	.000	.000	2	0	0	0	0	0	0
Jacob Young	.000	.000	.500	1	0	0	0	0	1	0

VS. JOEY WENTZ

Career	BA	SLG	OBP	AB	H	DO	TR	HR	BB	SO
Riley Adams	1.000	4.000	1.000	1	1	0	0	1	0	0
Nasim Nunez	1.000	1.000	1.000	1	1	0	0	0	0	0
Josh Bell	.000	.000	.333	2	0	0	0	0	1	0
Keibert Ruiz	.000	---	1.000	0	0	0	0	0	1	0
Luis Garcia Jr.	.000	.000	.000	1	0	0	0	0	0	0
Andres Chaparro	.000	---	1.000	0	0	0	0	0	0	0
CJ Abrams	.000	.000	.000	1	0	0	0	0	0	0
James Wood	.000	.000	.000	1	0	0	0	0	0	1
Dylan Crews	.000	---	1.000	0	0	0	0	0	1	0

VS. PIERCE JOHNSON

Career	BA	SLG	OBP	AB	H	DO	TR	HR	BB	SO
Robert Hassell III	1.000	1.000	1.000	1	1	0	0	0	0	0
Paul DeJong	.500	.500	.500	2	1	0	0	0	0	0
Josh Bell	.286	.286	.375	7	2	0	0	0	1	0
Keibert Ruiz	.200	.200	.200	5	1	0	0	0	0	1
CJ Abrams	.167	.333	.167	6	1	1	0	0	0	2
Jacob Young	.000	.000	.000	4	0	0	0	0	0	1
Luis Garcia Jr.	.000	.000	.000	3	0	0	0	0	0	2
Dylan Crews	.000	.000	.000	1	0	0	0	0	0	1

VS. RAISEL IGLESIAS

Career	BA	SLG	OBP	AB	H	DO	TR	HR	BB	SO
Dylan Crews	1.000	1.000	1.000	1	1	0	0	0	0	0
Jorge Alfaro	.500	2.000	.500	2	1	0	0	1	0	1
Keibert Ruiz	.429	.429	.429	7	3	0	0	0	0	2
Josh Bell	.333	.333	.333	15	5	0	0	0	0	1
Luis Garcia Jr.	.333	.333	.333	6	2	0	0	0	0	2
CJ Abrams	.200	.400	.200	5	1	1	0	0	0	0
Paul DeJong	.000	.000	.231	10	0	0	0	0	3	6
Jacob Young	.000	.000	.500	1	0	0	0	0	0	1
Riley Adams	.000	.000	.000	1	0	0	0	0	0	0
Andres Chaparro	.000	.000	.000	1	0	0	0	0	0	0
Robert Hassell III	.000	.000	.000	1	0	0	0	0	0	0

VS. SPENCER STRIDER

Career	BA	SLG	OBP	AB	H	DO	TR	HR	BB	SO
Daylen Lile	.667	1.667	.667	3	2	0	0	1	0	0
James Wood	.400	.400	.400	5	2	0	0	0	0	1
Luis Garcia Jr.	.389	.778	.389	18	7	1	0	2	0	4
Jacob Young	.333	.333	.500	3	1	0	0	0	1	1
Keibert Ruiz	.294	.471	.294	17	5	3	0	0	0	4
Dylan Crews	.250	1.000	.400	4	1	0	0	1	1	0
CJ Abrams	.231	.308	.375	13	3	1	0	0	2	1
Paul DeJong	.167	.167	.167	6	1	0	0	0	0	4
Josh Bell	.000	.000	.364	7	0	0	0	0	3	4
Riley Adams	.000	.000	.000	2	0	0	0	0	0	1
Robert Hassell III	.000	.000	.000	2	0	0	0	0	0	1

VS. TYLER KINLEY

Career	BA	SLG	OBP	AB	H	DO	TR	HR	BB	SO
Dylan Crews	1.000	1.000	1.000	1	1	0	0	0	0	0
Jacob Young	.333	.333	.333	3	1	0	0	0	0	0
Keibert Ruiz	.250	.500	.250	4	1	1	0	0	0	1
Josh Bell	.200	.200	.200	5	1	0	0	0	0	3
Paul DeJong	.000	.000	.500	1	0	0	0	0	1	1
Luis Garcia Jr.	.000	.000	.000	2	0	0	0	0	0	0
Nasim Nunez	.000	.000	.000	2	0	0	0	0	0	2
CJ Abrams	.000	.000	.500	1	0	0	0	0	1	1
Riley Adams	.000	.000	.000	1	0	0	0	0	0	0
Andres Chaparro	.000	.000	.000	1	0	0	0	0	0	0
James Wood	.000	.000	.000	1	0	0	0	0	0	1
Brady House	.000	.000	.000	1	0	0	0	0	0	0

Alphabetized by pitcher first name

Stats include all regular season at-bats between the players. Does not include postseason play.