

BALTIMORE ORIOLES (26-38) vs. DETROIT TIGERS (43-24)

LHP Cade Povich (1-4, 5.11) vs. LHP Brant Hurter (2-1, 1.62)

Tuesday, June 10, 2025 • 6:35 p.m. ET • Oriole Park at Camden Yards • Baltimore, MD

TV: MASN2 • Radio: 98 Rock 97.9 FM/HD2 & WBAL NewsRadio 1090 AM/101.5 FM

Game No. 65

Home Game No. 30

O's AT A GLANCE	
Overall	26-38
Home	12-17
Road	14-21
Day	14-18
Night	12-20
Current Streak	1 L
Last 5 Games	3-2
Last 10 Games	7-3
March	3-2
April	9-16
May	9-18
June	5-2
July	-
August	-
September	-
vs. LHSP	4-13
vs. RHSP	22-25
Series Opener	10-11
Series Opener at Home	6-4
Series Opener on Road	4-7
By Series	5-13-3
By Home Series	3-6-1
By Road Series	2-7-2
Rubber Games	3-7
Sweeps/Were Swept	2-4
Scored First	21-13
Opponent Scored First	5-25
1-run games	9-8
Comeback Wins	11-19
Last AB Wins	1-6
Walkoff Wins	0-1
Extra Innings	1-2
Led After 6	22-4
Led After 7	24-3
Led After 8	26-0
Tied After 6	2-3
Tied After 7	1-4
Tied After 8	0-3
Behind After 6	2-31
Behind After 7	1-31
Behind After 8	0-35
vs. AL Teams	21-25
vs. AL East	8-8
vs. AL Central	7-14
vs. AL West	6-3
vs. NL Teams	5-13
vs. NL East	1-5
vs. NL Central	3-6
vs. NL West	1-2
Hit 0 HR	6-20
Hit 1+ HR	20-18
Hit 2+ HR	11-8
Scored 3 or Fewer Runs	6-26
Scored 4 or More Runs	20-12
Allowed 3 or Fewer Runs	19-2
Allowed 4 or More Runs	7-36
More Hits than Opponent	16-8
Fewer Hits than Opponent	9-27
Committed No Errors	18-19
Committed 1 or More Errors	8-19
Starter Goes at least 5 inn	21-20
Starter Goes at least 6 inn	14-7
Starter Goes at least 7 inn	5-2

BIRDLAND BITES: The Orioles open a six-day, six-game homestand tonight against the Tigers (3 to play) and Angels (3 to play)...Baltimore completed its six-game road trip, 4-2, sweeping Seattle in a three-game set before dropping two of three to the Athletics...The O's have won 10 of their last 15 games since May 24 after going 1-9 in their previous 10 games...Baltimore enters play today 8.5 games behind Minnesota for the third AL Wild Card spot...The Birds remaining opponents own a .515 winning percentage, fourth highest in the majors behind the White Sox (.524), Reds (.518), and Athletics (.516).

👉 Tonight, the Orioles look to end a five-game losing skid to the Tigers dating to September 21, 2024...Baltimore has not dropped six straight to Detroit since a franchise-record nine-game skid from August 1, 2021-September 20, 2022.

👉 The Birds have won three straight home games overall and can earn a fourth tonight for the first time since June 26-29, 2024 (4 G).

👉 The O's went 8-for-41 (.195) with runners in scoring position during their six-game West Coast swing against the Mariners and Athletics, including 0-for-8 in Sunday's series finale in West Sacramento.

👉 The Orioles have drawn at least one walk in 142 straight games since July 2, 2024, the longest active stretch in the majors ahead of the Braves (87 G) and Diamondbacks (55 G)...It's the second-longest such streak in franchise history behind a 155-game stretch from June 23, 1955-June 24 (G1), 1956...The last MLB team with a longer streak was the Athletics, who had a 146-game run from August 9, 2019-May 14, 2021.

ROSTER MOVES: Prior to tonight's game, the Orioles reinstated infielder **Jordan Westburg** (left hamstring strain) and outfielder **Cedric Mullins** (right hamstring strain) from the 10-day Injured List...In corresponding moves, outfielder **Heston Kjerstad** was optioned to Triple-A Norfolk and infielder **Emmanuel Rivera** was designated for assignment.

👉 Westburg played in eight rehab games with Triple-A Norfolk, going 11-for-28 (.393) with four doubles, two home runs, and five RBI.

HOLLIDAY SEASON: **Jackson Holliday** has reached safely in a career-high 12 straight games since May 26, the fifth-longest active run in the AL and tied for eighth longest in MLB.

👉 He has hit safely in 15 of his last 17 games at Camden Yards since April 28, slashing .353/.371/.647 (24-for-68) with five doubles, five home runs, and 11 RBI.

👉 He ranks among AL second basemen in OPS (2nd, .749), slugging percentage (2nd, .433), extra-base hits (2nd, 19), hits (T-2nd, 57), batting average (3rd, .263), RBI (3rd, 27), total bases (3rd, 94), and on-base percentage (4th, .316).

WHAT A RELIEF: Oriole relievers have posted a 1.95 ERA (11 ER/50.2 IP) over the last 15 games since May 24, the fifth-lowest mark among all MLB bullpens during that period...They own a 34.2 percent strikeout rate in that time (69 K, 202 BF) while recording a 8.4 percent walk rate (17 BB, 202 BF)...The Birds received a 5.62 ERA (116 ER/185.2 IP) from relievers through May 23, fourth highest in MLB ahead of the Angels (6.57 ERA), Nationals (6.27 ERA), and Athletics (6.06 ERA)

👉 **Seranthony Dominguez** has made six straight scoreless appearances, limiting opponents to a .095 (2-for-21) clip with 12 strikeouts against two walks.

LEFT ON READ: The O's are slashing .202/.277/.281 against left-handed pitching this season with an MLB-low .558 OPS...Since May 16, however, they are slashing .254/.321/.343 with a .664 OPS.

👉 They are batting .250 against right-handed pitching, .048 points higher than against southpaws...The difference of .048 in batting average between right and left-handed pitching is the largest in MLB this season and on pace for the largest difference by the Orioles in the last 50 years, per *Stats Perform*.

👉 **Ramón Urías** is batting .323 (10-for-31) with two doubles and one homer off lefties, while **Cedric Mullins** is 13-for-44 (.295) with two doubles and two homers.

THAT'S MORE LIKE IT: In 17 games since May 21, **Gunnar Henderson** is slashing .297/.384/.391 (19-for-64) with three doubles, one homer, four RBI, and eight walks...He has hit safely in six straight against the Tigers since September 20, 2024, and reached base safely in nine straight since September 13, 2024, batting .314 (11-for-35) with four doubles, one triple, one homer, and five RBI during the nine-game run.

👉 **Adley Rutschman** went 10-for-24 (.417) with one double, two home runs, and three RBI during the most recent six-game road trip...He had three multi-hit performances during the six-game period after having three in his previous 17 contests...In 23 games since May 11, he has eight extra-base hits (4 2B, 1 3B, 3 HR) and an .820 OPS after opening the season with eight extra-base hits (4 2B, 4 HR) and a .615 OPS in 36 games.

ROLE REVERSAL: The Birds have permitted 91 home runs, tied with the Blue Jays for the second-highest mark in the majors behind the Athletics (102 HR)...Over their last 14 games since May 24 (G2), however, they have allowed only nine long balls.

👉 The O's have allowed one or zero home runs in a season-high 10 straight games, their longest such streak since August 4-15, 2024 (10 G)...They last did so in 11 straight from May 29-June 13, 2024 (15 G).

NIP AND TUCK: Since May 24, Baltimore has played 12 games decided by three runs or fewer (8-4, .667), the second most such games in the AL behind Los Angeles (13 G) and tied for fifth most in MLB during that stretch...The O's played in 23 such games to open the season, tied with the Cubs for the fewest in the majors, going 7-16 (.304) in those contests...The Birds 35 games overall are tied with the Brewers for second fewest in MLB ahead of the Cubs (32 G).

SLIM SHADY SHOWDOWN: The O's and Tigers continue their six-game season set tonight in Baltimore...The Birds are 2-7 against the Tigers since the beginning of the 2024 campaign after taking six of seven from Detroit in 2023.

👉 Tigers **C Mickey Tettleton** became the first ever player to hit a Eutaw Street home run at Camden Yards, doing so on April 20, 1992...**1B Victor Martínez** is the only other Tiger to hit a home run onto Eutaw Street (5/13/14).

👉 Two former Orioles have won All-Star MVP Awards at Detroit-hosted Midsummer Classics: MLB Hall of Famer and Orioles Legend **Frank Robinson** (1971) and **Miguel Tejada** (2006).

O's vs. TIGERS	
Current Streak	L5
2025 Record	0-3
at Oriole Park at Camden Yards	--
at Comerica Park	0-3
All-Time (since 1954)	465-436
at Home	240-209
on Road	225-227
2025 Schedule	
Date	Score
4/26-1	L, 4-3
4/26-2	L, 6-2
4/27	L, 7-0
6/10	6:35 p.m. ET
6/11	6:35 p.m. ET
6/12	6:35 p.m. ET
Indicates Home	

O's AT HOME	
Record	12-17
Team AVG/OBP/SLG	.245/.304/.425
Fielding Errors	17
Team ERA	5.67 (165 ER/262.0 IP)
Starters ERA	6.05 (97 ER/144.1 IP)
Bullpen ERA	5.20 (68 ER/117.2 IP)
Saves/Opps	9/13
Best Homestand	.667 (4-2), 5/26-6/1
Worst Homestand	.000, 5/13-18 (0-6)

'PEN PALS	
Lowest Bullpen ERA, Since May 24	
1) Chicago Cubs	0.49
2) San Francisco Giants	1.28
3) San Diego Padres	1.78
4) Texas Rangers	1.84
5) Baltimore Orioles	1.95

ACTION JACKSON	
Longest Active On-Base Streaks, AL	
1. José Ramírez (CLE)	35 G
2. Vinnie Pasquantino (KC)	24 G
3. Ty France (MIN)	20 G
4. Gleyber Torres (DET)	16 G
5. Jackson Holliday (BAL)	12 G

RUNNIN' RAMON	
Most Consecutive Games with a Run Scored, MLB (Active)	
1. Marcelo Mayer (BOS)	6 G
2. Pete Alonso (NYM)	5 G
Christian Encarnacion-Strand (CIN)	5 G
4. Ramón Urías (BAL)	4 G

THIS DATE IN O'S HISTORY	
June 10, 2012 - Adam Jones scores from first base with one out in the bottom of the 10 th on Matt Wieters' double to the right field corner, giving the Orioles their second straight walk-off win over the Phillies, 5-4, and ninth straight extra-inning win. Jones' two-run, 12 th -inning homer the night before gave the Orioles a 6-4 win.	

UPCOMING SCHEDULE					
DATE	OPPONENT	TIME	ORIOLES STARTER	OPPONENT STARTER	TV
June 11	DETROIT	6:35 p.m.	RHP Zach Eflin (5-2, 4.47)	RHP Casey Mize (6-1, 2.91)	MASN2
June 12	DETROIT	6:35 p.m.	RHP Dean Kremer (5-6, 4.98)	LHP Tarik Skubal (6-2, 2.16)	MASN2
MASN and MASN2 games can also be streamed locally via MASN±...All games broadcast on the Orioles Radio Network and 98 Rock 97.9 FM/HD2 & WBAL NewsRadio 1090 AM/101.5 FM					

#37CADE POVICHLHP



1-4, 5.11 ERA

HT: 6-3 WT: 185

DOB: 4/12/00 Age: 25

Bats: L Throws: L

PITCH TYPE (2025)	USAGE	AVG. VELOCITY
Fastball	36.5%	92.2 mph
Curveball	21.2%	78.2 mph
Sweeper	13.2%	82.3 mph
Changeup	12.8%	83.7 mph
Sinker	12.7%	91.7 mph
Slider	3.5%	83.1 mph

QUICK HITS: Set to make his 12th start of the season and the 28th of his career...Threw a career-high 103 pitches on May 6 at Minnesota...At 25 years, 59 days old, is the youngest Orioles pitcher and fourth-youngest player on the active roster behind Jackson Holliday (21-188), Coby Mayo (23-182), and Gunnar Henderson (23-346)...Was the first Oriole pitcher to make his major league debut in 2024 when he started on June 6 at Toronto, and became the first Oriole to throw at least 100 pitches in his MLB debut since Wei-Yin Chen on April 10, 2012 vs. New York-AL...Acquired by the Orioles along with RHP Yennier Cano, LHP Juan Rojas, and RHP Juan Nuñez from the Minnesota Twins in exchange for RHP Jorge López and cash considerations on August 2, 2022...Originally selected by the Minnesota Twins in the third round (No. 98 overall) of the 2021 First-Year Player Draft out of the University of Nebraska.

LAST TIME OUT: Did not factor in the decision after allowing two runs on four hits, one walk, and one hit batter with five strikeouts in 5.1 innings on June 4 at Seattle...Exited with a runner on third, who was stranded...Threw 86 pitches, 54 strikes.

EYE OF THE TIGER: Set to make his third career start against Detroit...Owns a career 0-1 record with a 3.60 ERA (4 ER/10.0 IP) and 15 strikeouts against five walks when facing the Tigers.

- ⚡ Last faced Detroit on September 21, 2024 at Oriole Park, allowing two runs on two hits and three walks with seven strikeouts in 5.0 innings...Has held the Tigers to two runs in both of his prior starts.
- ⚡ Has gone 2-4 with a 2.88 ERA (13 ER/40.2 IP) across seven career starts against the AL Central...Five of his 13 total earned runs came in his last start against the division on May 6 at Minnesota (L, 6.0 IP, 5 ER, 1 HR, 4 K).

HOMESICK: Povich is 0-2 with a 7.24 ERA (22 ER/27.1 IP) in six home outings compared to is 1-2 with a 3.10 ERA (10 ER/29.0 IP) in five starts on the road...Eight of his nine homers surrendered this season have come at home, the most homers surrendered by an Oriole at Oriole Park this season.

- ⚡ Opponents are slashing .291/.381/.564 (32-for-110) off him at Oriole Park compared to .268/.300/.348 (30-for-112) on the road...His .564 slugging percentage at home is the seventh-highest mark among qualified MLB pitchers.

RIGHTY TIGHTY, LEFTY LOOSEY: Right-handed batters are hitting .297/.361/.473 (49-for-165) with eight doubles and seven home runs against him, compared to lefties slashing .228/.286/.404 (13-for-57) with two doubles, one triple, and two home runs.

- ⚡ Lefties went 4-for-8 with against him on May 28 vs. St. Louis, tied for his most hits surrendered against left-handers in a single start in his career (also 6/24/24 vs. CLE)...Left-handers went 0-for-4 against him in his following start on June 4 at Seattle, marking the second start of his career in which he held lefties to zero hits (6/19/24 at NYY, 0-for-6).
- ⚡ Has held righties to a .227 average (22-for-97) through his last seven starts since April 24 after allowing a .397 average against (27-for-68) to right-handers across his first four.
- ⚡ Povich has countered left-handed hitters primarily with his four-seam fastball (32.8%), limiting them to a 1-for-13 (.077) clip with zero extra-base hits and six strikeouts...All 128 changeups he has thrown have come against righties, while limiting them to a .136 (3-for-22) mark while producing a 33.3 percent whiff rate on the offering.

WALK THIS WAY: Povich has walked at least one batter (9 total BB) in four consecutive starts, tied for his longest career single-season stretch (3x, last: 4/13-30/25, 10 total BB) and the second-longest full streak of his career behind a five-gamer from September 9, 2024-March 31, 2025 (10 total BB).

FIRE IN THE HOLE: This season, batters in the seventh to ninth holes are slashing .242/.329/.258 (15-for-62) with a double and seven walks while batters one through six are slashing .294/.347/.531 (47-for-160) with 19 extra-base hits (9 2B, 1 3B, 9 HR) and 14 walks (1 IBB)...All of his home runs on the year have come against the top six hitters.

POVICH'S 2025 STARTS													
DATE	OPP	SCORE	WHEN LEFT	DEC	IP	H	R	ER	BB	K	HR	PIT	STR
3/31	vs. BOS	8-5	4-3	ND	4.1	5	3	3	2	8	0	94	59
4/6	at KC	1-4	1-4	L	6.0	12	4	1	0	4	0	88	61
4/13	vs. TOR	6-7 (10)	4-2	ND	4.2	7	2	2	1	2	1	76	48
4/18	vs. CIN	3-8	1-7	L	3.1	6	7	7	5	4	3	84	48
4/24	at WSH	2-1	2-1	W	6.2	4	1	1	1	5	0	87	60
4/30	vs. NYY	5-4	4-3	ND	4.2	3	3	3	3	2	2	87	50
5/6	at MIN	1-9	1-5	L	6.0	6	5	5	0	4	1	103	65
5/16	vs. WSH	3-4	2-2	ND	5.2	3	2	2	2	9	1	99	58
5/23	at BOS	5-19	2-1	ND	5.0	4	1	1	3	6	0	98	58
5/28	vs. STL	4-6	4-5	L	4.2	8	5	5	3	9	1	96	56
6/4	at SEA	3-2	1-2	ND	5.1	4	2	2	1	5	0	86	54
TOTALS				1-4	56.1	62	35	32	21	58	9	998	617 (61.8%)

2025 & CAREER SPLITS

	2025						CAREER					
	W-L	ERA	G/S	IP	ER		W-L	ERA	G/S	IP	ER	
Home	0-2	7.24	6/6	27.1	22		2-6	4.89	15/15	77.1	42	
Road	1-2	3.10	5/5	29.0	10		2-7	5.52	12/12	58.2	36	
Day	0-1	3.15	4/4	20.0	7		0-5	6.20	9/9	40.2	28	
Night	1-3	6.19	7/7	36.1	25		4-8	4.72	18/18	95.1	50	

	AVG	AB	H	HR	BB	K	AVG	AB	H	HR	BB	K
vs. Left	.228	57	13	2	5	21	.229	144	33	4	13	37
vs. Right	.297	165	49	7	16	37	.279	391	109	17	42	90
TOTALS	.279	222	62	9	21	58	.265	535	142	21	55	127

RUN SUPPORT (as starter in '25)

0 Runs	--
1 Run	4
2 Runs	3
3 Runs	--
4 Runs	4
5 Runs	--
6 Runs	--
7 Runs	--
8 Runs	--
9 Runs	--
10+ Runs	--
Total	26
RS/9	4.15

RUNS ALLOWED BY INNING IN 2025

1 st	5
2 nd	6
3 rd	10
4 th	8
5 th	4
6 th	2
7 th	0
8 th	--
9 th	--
Total	35

MISCELLANEOUS 2025 STATS

WHIP	1.47
K/9	9.27
BB/9	3.36
QS2
#P/IP	17.7
Opponents	
AVG279
OBP341
SLG455
OPS796

2025 HIGHS

Innings: 6.2, 4/24 at WSH
Hits: 12, 4/6 at KC
Runs: 7, 4/18 vs. CIN
Earned Runs: 7, 4/18 vs. CIN
Strikeouts: 9, 2x, last: 5/28 vs. STL
Walks: 5, 4/18 vs. CIN
Home Runs: 3, 4/18 vs. CIN
Winning Streak: --
Losing Streak: 2, 2x, last: 5/6-pres.
Shortest Start: 3.1 IP, 4/18 vs. CIN
Pitches Thrown: 103, 5/6 at MIN
Low-Hit CG: --

CAREER HIGHS

Innings: 7.1, 9/3/24 vs. CWS
Hits: 12, 4/6/25 at KC
Runs: 8, 7/6/24 at OAK
Earned Runs: 8, 7/6/24 at OAK
Strikeouts: 10, 9/3/24 vs. CWS
Walks: 5, 4x, last: 4/18/25 vs. CIN
Home Runs: 3, 4/18/25 vs. CIN
Winning Streak: --
Losing Streak: 5, 7/6-8/29/24
Shortest Start: 1.0 IP, 7/6/24 at OAK
Pitches Thrown: 103, 5/6/25 at MIN
Low-Hit CG: --

POVICH vs. DET

PLAYER	AVG	AB	H	HR	RBI
Báez	.--	--	--	--	--
Carpenter	.--	--	--	--	--
Dingler	.250	4	1	0	2
Greene	.333	3	1	1	2
Jones	.500	2	1	0	1
Keith	.000	1	0	0	0
McKinstry	.--	--	--	--	--
Meadows	.000	4	0	0	0
Pérez	.000	3	0	0	0
Rogers	.--	--	--	--	--
Sweeney	.250	4	1	0	0
Torkelson	.250	4	1	0	0
Torres	.000	2	0	0	1

HURTER vs. BAL

PLAYER	AVG	AB	H	HR	RBI
Carlson	.--	--	--	--	--
Cowser	.000	4	0	0	0
Handley	.--	--	--	--	--
Henderson	.000	4	0	0	0
Holliday	.000	3	0	0	0
Laureano	.000	0	0	0	1
Mateo	.--	--	--	--	--
Mayo	.--	--	--	--	--
Mullins	.250	4	1	0	0
O'Hearn	.250	4	1	0	0
Rutschman	.667	3	2	0	0
Urrías	.000	1	0	0	0
Westburg	.000	1	0	0	0

TOMORROW'S STARTER: RHP ZACH EFLIN (5-2, 4.47)

LAST TIME OUT: Earned the win after allowing three runs on eight hits (1 HR) with a season-high seven strikeouts in 6.0 innings on June 5 at Seattle...Has pitched back-to-back quality starts after allowing 12 earned runs through his two prior starts from 5/18-24 (G1).

vs. DETROIT: Set to make his third career start against the Tigers...Has gone 1-1 with a 1.54 ERA (2 ER/11.2 IP) through his two prior starts against the club...Last faced Detroit on September 13, 2024 at Comerica Park, taking the loss after tossing 6.2 innings of one-run ball on five hits (1 HR) and one walk with three strikeouts in a 1-0 Orioles loss.



PITCHER	LAST OUTING	DEC.	IP	H	R	ER	BB	K	RETIRED/1 ST BF	IR/SCORED	SV/OPP	INNINGS-HIGH	STRIKEOUTS-HIGH
Akin	6/7 at ATH	W	0.1	1	0	0	0	0	20/27	12/1	0/2	2.0 (2x, last: 5/14 [G1] vs. MIN)	3 (2x, last: 4/30 vs. NYY)
Baker	6/8 at ATH	ND	1.0	1	1	1	0	1	24/30	15/2	2/4	1.2 (3/30 at TOR)	4 (3/30 at TOR)
Bautista	6/7 at ATH	SV	1.0	0	0	0	1	3	16/22	2/0	12/13	1.0 (21x, last: 6/7 at ATH)	3 (3x, last: 6/7 at ATH)
Blewett	6/8 at ATH	ND	1.2	0	0	0	0	2	14/15	7/0	--	2.2 (4/18 vs. CIN)	4 (4/18 vs. CIN)
Cano	6/8 at ATH	ND	1.0	0	0	0	0	0	17/26	9/3	0/2	1.1 (4/13 vs. TOR)	2 (5x, last: 5/24 [G1] at BOS)
Domínguez	6/7 at ATH	HLD	1.0	0	0	0	0	1	17/26	15/1	1/2	1.2 (5/24 [G2] at BOS)	3 (2x, last: 5/28 vs. STL)
Kittredge	6/7 at ATH	HLD	1.0	0	0	0	0	1	5/7	3/1	--	1.0 (6x, last: 6/7 at ATH)	2 (3x, last: 6/5 at SEA)
Soto	6/7 at ATH	HLD	1.0	0	0	0	0	1	20/27	14/4	--	1.2 (4/4 at KC)	3 (3x, last: 6/4 vs. BOS)
2025 TOTALS	4.84 ERA	8-12	236.1	231	138	127	113	258	157/224	102/23	15/23	4.2 (McDermott, 5/20 at MIL)	6 (Morton, 5/17 vs. WSH)

45 • KEEGAN AKIN • LHP

1-0 • 2.93 ERA • 29 G (2 GS)

WHIP: 1.30

K/9: 9.76

BB/9: 4.55

vs. ALL: .218 (22-for-101)

vs. LHB: .283 (13-for-46)

vs. RHB: .164 (9-for-55)

👤 Earned his first win of the season after spinning 0.1 scoreless inning on one hit on 6/7 at ATH...Surrendered a double to the only batter faced but got out of the inning on an outfield assist at home by Dylan Carlson...Pitched on three consecutive days (6/5-7, 1.2 IP) for the first time in his career

👤 Has issued a walk in four of his last eight games and in five of his last 11 appearances (6 total BB)...Had walked six batters in his previous 17 games from 3/29-5/9

👤 Lefties have gone 6-for-18 (.333) with two doubles and a homer since 5/14...Righties are 2-for-19 (.105) with zero extra-base hits in the same span

👤 Owns a 28.8 percent strikeout rate (21 K/73 BF) over his last 18 appearances since 4/22...Had a 20.9 percent clip (9 K/43 BF) in his first 11 outings

👤 Opponents are 0-for-24 with eight strikeouts against his changeup compared to 15-for-47 (.319) with 11 punchouts off his fastball, his most-utilized offering (51.4%)

👤 Owns a 29.6 percent ground ball rate, the lowest of his career, and a career-high 70.4 percent air rate, surpassing his previous high set in 2020 (65.7%)

👤 Has allowed two home runs to left-handed hitters (5/16 vs. WSH - Wood & 4/3 vs. BOS - Casas)...Allowed only two homers to lefties all of last season

43 • BRYAN BAKER • RHP

3-1 • 2 SV • 2.79 ERA • 30 G

WHIP: 0.97

K/9: 11.79

BB/9: 1.86

vs. ALL: .214 (22-for-103)

vs. LHB: .216 (11-for-51)

vs. RHB: .212 (11-for-52)

👤 Surrendered one run on a solo home run to Max Muncy with one strikeout in 1.0 inning on 6/8 at ATH...Snapped a four-game (4.0 IP) scoreless streak...Was the first run allowed by the O's bullpen in the last 26.2 innings

👤 Has converted both save opportunities this season (6/1 vs. CWS & 6/5 at SEA)

👤 His 38 strikeouts on the year lead O's relievers...His 34.9 percent strikeout rate is a career high and ranks 10th among AL relievers

👤 Has a career-low 5.5 percent walk rate

👤 He's held left-handed hitters to a .167 (6-for-36) clip in his last 18 appearances since 4/30 after lefties went 5-for-15 (.333) in 12 games to open the season

👤 His 13.3 percent inherited runner scored rate is tied for seventh in MLB

👤 Owns career highs in chase rate (27.9%), swing rate (50.1%), and whiff rate (30.9%)

👤 Opponents are hitting .213 (10-for-47) against his fastball this season, down from .286 (12-for-42) a year ago...His 96.7 mph average fastball velocity is the highest of his career, up from 96.3 mph in 2024

74 • FÉLIX BAUTISTA • RHP

0-1 • 12 SV • 3.32 ERA • 22 G

WHIP: 1.34

K/9: 11.63

BB/9: 6.65

vs. ALL: .169 (13-for-77)

vs. LHB: .171 (6-for-35)

vs. RHB: .167 (7-for-42)

👤 Converted his 12th save of the year on 6/7 at ATH after tossing a scoreless ninth inning on one walk with a season-high-tying three strikeouts (3x, last: 5/31 vs. CWS) on 6/7 at ATH...Has not allowed a run in four straight appearances after doing so in five of his previous seven outings from 5/11-30

👤 Allowed two doubles on 5/30 vs. CWS, tying a career high for extra-base hits in an outing (also 9/24/22 vs. HOU & 5/16/22 vs. NYY)...Matched a career high with two doubles surrendered (also 9/24/22 vs. HOU)

👤 Allowed a run in five of seven appearances from 5/11-30, including a career-high four straight from 5/11-21, after 10 of his first 11 games were scoreless

👤 Opponents are 3-for-35 (.086) with 20 strikeouts and a 59.0 percent whiff rate against his split-finger

👤 His 17.2 percent walk rate is the fifth highest in MLB among relievers

👤 Recorded a save in a career-high six straight appearances from 4/19-5/9

👤 Owns a career-high 53.1 percent ground ball rate, up 16.7 percent from 2023 (36.4%)

👤 Made his season debut on 3/29 at TOR, marking his first major league game since 8/25/23 vs. COL (582 days)

👤 His 60 career saves are the second most by an O's reliever through his first 142 appearances with the team, behind Gregg Olson (65)

67 • SCOTT BLEWETT • RHP

2-0 • 3.67 ERA • 16 G (1 GS)

WHIP: 1.33

K/9: 8.67

BB/9: 3.67

vs. ALL: .245 (25-for-102)

vs. LHB: .224 (11-for-49)

vs. RHB: .264 (14-for-53)

👤 Tossed 1.2 scoreless innings with two strikeouts on 6/8 at ATH...The lone baserunner reached on an error...Stranded two inherited runners

👤 Acquired from ATL in exchange for cash considerations on 6/6 after being designated for assignment...Marks his second stint with the Orioles after being claimed off waivers from MIN on 4/14...Was also designated for assignment by the Orioles on 4/19 and Twins on 4/12...Traded to the Braves for cash considerations on 4/20...Was a non-roster invitee to Spring Training with MIN and had his contract selected on 4/7

👤 Has surrendered one unearned run in three games (6.0 IP) with the O's...Made his team debut on 4/15 vs. CLE (1.2 IP, 1 H, 0 R, 2 K)

👤 Is 2-0 with a 3.67 ERA (11 ER/27.0 IP) with 25 hits (5 HR), 11 walks, and one hit batter with 26 strikeouts in 16 games (1 GS) with three MLB teams this season...Also allowed three runs in 2.1 innings with Triple-A St. Paul (MIN)

👤 Allowed five of 11 earned runs this season on 6/5 vs. AZ (w/ATL)

78 • YENNIER CANO • RHP

1-4 • 4.29 ERA • 26 G

WHIP: 1.24

K/9: 9.43

BB/9: 2.57

vs. ALL: .253 (20-for-79)

vs. LHB: .355 (11-for-31)

vs. RHB: .188 (9-for-48)

👤 Tossed 1.0 perfect inning on 6/8 at ATH, inducing three groundouts...Five of his last seven appearances have been perfect after having two such games in his previous 15 outings from 4/12-5/19

👤 Has a 7.94 ERA (10 ER/11.1 IP) in 15 appearances since the beginning of May after allowing one unearned run in his first 12 games (10.2 IP) to begin the season

👤 Is one of seven AL relievers with at least four losses

👤 Has limited opponents to .161 (5-for-31) with nine strikeouts against his sinker and .091 (1-for-11) off his slider, compared to 13-for-29 (.448) with nine strikeouts against his changeup

👤 Owns a career-best 35.1 percent chase rate

👤 Has recorded a 60.1 percent ground ball rate since 2023, the fifth-highest mark among all AL relievers during that stretch...Owns a 55.2 percent clip in 2025

56 • SERANTHONY DOMÍNGUEZ • RHP

2-1 • 1 SV • 4.44 ERA • 26 G

WHIP: 1.36

K/9: 11.84

BB/9: 5.55

vs. ALL: .209 (18-for-86)

vs. LHB: .306 (11-for-36)

vs. RHB: .140 (7-for-50)

👤 Recorded his sixth hold of the year after working 1.0 scoreless inning on one hit and one walk with two strikeouts on 6/7 at ATH...Has struck out multiple batters in five out of his last six outings after striking out one or fewer batters in 14 of his previous 15 outings from 4/8-5/24 (G2)

👤 Has pitched 6.1 scoreless innings on two hits and two walks with 12 strikeouts in his last six games after allowing 12 runs in 11 games from 4/26 (G2)-5/24 (G2)

👤 Has limited the opposition to an .059 (1-for-17) clip with nine strikeouts against his sweeper...All three home runs allowed have come off his four seamer

👤 His 6.7 inherited runners scored percent this year is the best among qualified relievers...Has allowed one of 15 inherited runners to score

👤 His career-high 14.9 percent walk rate is tied for the sixth highest among AL relievers

👤 Lefties are slashing .306/.419/.611 (11-for-36) with all three home runs, compared to .140/.259/.160 (7-for-50) against righties...The .140 average against right-handers is the 10th lowest in the AL (min. 50 BF)

👤 Allowed three runs on 4/26 (G2) at DET, snapping a streak of 10 consecutive appearances without allowing a run dating back to 9/29/24

👤 Surrendered a hit on 4/19 vs. CIN, snapping a career-high-tying streak of seven consecutive hitless outings from 3/29-4/17

39 • ANDREW KITTREDGE • RHP

1-0 • 1.35 ERA • 7 G

WHIP: 1.35

K/9: 12.15

BB/9: 4.05

vs. ALL: .231 (6-for-26)

vs. LHB: .286 (4-for-14)

vs. RHB: .167 (2-for-12)

👤 Recorded his third hold of the season in as many outings after completing 1.0 perfect inning with one strikeout on 6/7 at ATH...Has pitched three straight perfect outings (2.2 IP) after allowing nine baserunners (6 H, 3 BB) across his previous three appearances (3.0 IP)

👤 Righties went 2-for-3 in his appearance on 5/28 after he limited right-handed hitters to a .093 (4-for-43) clip with 14 strikeouts and one extra-base hit (2B) in his previous 22 appearances dating to 8/22/24

👤 Reinstated from the 15-day Injured List on 5/21...Opened the season on the IL after undergoing left knee debridement on 4/7

👤 Pitched in six rehab outings between High-A Aberdeen and Triple-A Norfolk, pitching to a 1.50 ERA (1 ER/6.0 IP) on six hits and two walks with six strikeouts

👤 Entering this season, his 2.48 ERA (48 ER/174.0 IP) since 2021 ranked tied for seventh in the majors (min. 150 G)

👤 Has also pitched for the Rays (181 G) and Cardinals (74 G) in his career...Was an AL All-Star in 2021 with TB

65 • GREGORY SOTO • LHP

0-2 • 3.97 ERA • 27 G

WHIP: 1.32

K/9: 10.72

BB/9: 3.18

vs. ALL: .247 (22-for-89)

vs. LHB: .205 (8-for-39)

vs. RHB: .280 (14-for-50)

👤 Spun 1.0 perfect inning with one strikeout on 6/7 at ATH to record his team-leading 14th hold of the season...Has struck out six batters over his last three appearances after totaling five strikeouts in his seven prior outings since 5/19 at MIL

👤 His 14 holds are tied for third in the AL and are the second most in his career behind 2023 (24)

👤 Has pitched to a 2.79 ERA (3 ER/9.2 IP) in his 12 outings since 5/14 (G2) after compiling a 9.00 ERA (7 ER/7.0 IP) through nine appearances from 4/13-5/8...Began the year with six straight scoreless outings through 4/12

👤 Opponents are slashing .279/.333/.471 (19-for-68) in his last 21 outings since 4/13 after batting .143/.250/.143 (3-for-21) in his first six appearances

👤 Has limited lefties to a .172 (5-for-29) clip over his last 20 appearances since 4/16...Righties have gone 11-for-35 (.314) against him during that same period...Surrendered a season-high-tying two hits to lefties on 5/23 at BOS (also 4/2 vs. BOS)

👤 Owns a career-low 3.1 percent barrel rate, down 4.5 percent from 2024 (7.6%)

👤 Owns a career-low 8.0 percent walk rate, down 3.1 percent from last season (11.1%) and 0.8 percent lower than his previous best set in 2023 (8.8%)

ORIOLES PUBLIC RELATIONS DEPARTMENT 333 W. CAMDEN ST., BALTIMORE, MD 21201 410-547-6150 ORIOLESPR@ORIOLES.COM @ORIOLESPR



15 • DYLAN CARLSON • OF (S)	.214 • 3 HR • 11 RBI
Current Streak: 1 G (1-4; since 6/8)	2025 High: 6 G (5/28-6/4)
Last Game: 1-4	Road Trip: 6 G, 4-20, HR, 2 RBI, 3 BB, 4 K
On Friday, reached safely three times for the first time since 9/29/24 at BOS (w/ TB)...Hit his first homer off a lefty since 8/2/24 at HOU (Yusei Kikuchi)	
Slashing .292/.346/.542 (14-for-48) with three doubles, three home runs, and nine RBI in 14 games since 5/24 (G2)...Has hit safely in 10 of those...Opened the year 1-for-22 (.045) in 13 games	
Hit safely in six straight from 5/28-6/4, his longest run since 6/24-29/22 (also 6 G)	
Is 12-for-55 (.218) with three doubles and two home runs when batting left handed compared to 3-for-15 (.200) with one homer when batting right handed	
Homered in consecutive games (5/25-26) for the third time in his career (last: 5/30-31/21)...The home run on 5/26 was the hardest hit homer of his career (107.6 mph)	
Recalled from Triple-A Norfolk on 5/18...Marks his third stint with the O's this season (also 4/26-5/14 & 3/31-4/4)	

17 • COLTON COWSER • OF (L)	.216 • 3 HR • 3 RBI
Current Streak: 3 G (4-13; since 6/6)	2025 High: 4 G (3/29-6/4)
Last Game: 1-4, K	Road Trip: 6 G, 6-21, 2B, 2 HR, 2 R, BB, 5 K
On Saturday, hit the furthest homer of his career (455 ft.), marking the furthest hit by an Oriole since Ryan Mountcastle (472 ft., 8/8/23 vs. HOU)	
Is 6-for-21 (.286) with one double, two homers, and one walk in six games since being reinstated from the 60-Day IL on 6/2...The O's went 20-34 with him on the IL	
Placed on the 10-day IL with a left thumb fracture on 3/31 suffered while sliding into first base on 3/30 at TOR...Was transferred to the 60-day IL on 4/28...Started a rehab assignment on 5/22	
Recorded his third career leadoff home run on 3/29 at TOR off Max Scherzer	

98 • MAVERICK HANDLEY • C (R)	.081 • 0 HR • 3 RBI
Current Streak: 0-for-last-8 (since 6/1)	2025 High: 2 G (5/28-6/1)
6/7 at ATH: 0-4, 2 K	Road Trip: 2 G, 0-6, R, BB, 2 K
Snapped an 0-for-20 skid on 5/28 vs. STL with a fourth-inning single	
Tallied his first two career RBI on 5/11 at LAA via sac fly and sac bunt...Was the first Oriole with a sac fly and sac bunt in the same game since Cedric Mullins (4/8/19 vs. OAK) and the first by a Baltimore catcher since Lenny Webster (5/10/97 vs. SEA)	
Recorded his first MLB hit in the fourth inning on 5/8 at MIN, a single off Bailey Ober	
Made his MLB debut on 4/29 vs. NYY, entering as a defensive replacement in the sixth inning...Struck out in both of his at bats...Was the first position player to debut for the Orioles this season...Had his contract selected from Triple-A Norfolk on 4/28	

2 • GUNNAR HENDERSON • INF (L)	.265 • 8 HR • 17 RBI
Current Streak: 3 G (5-12; since 6/5)	2025 High: 9 G (4/26 [G1]-5/4)
Last Game: 1-4, K	Road Trip: 6 G, 7-21, HR, 2 R, 2 RBI, BB, HBP, 6 K, SB
On Saturday, reached base safely a season-high-tying four times (also 4/19 vs. CIN)...His three hits also matched a season high (3x, last: 5/3 vs. KC)	
Owns an .818 OPS with five doubles, one triple, and two homers in 17 career games against the Tigers	
On Thursday at SEA, his go-ahead homer snapped a season-high 15-game run without a long ball (last: 5/19 vs. WSH)...The O's are 57-18 for his career when he homers	
Slashing .291/.362/.455 (39-for-134) with five doubles, one triple, five homers, and 12 RBI in 34 games since the beginning of May...Has 13 multi-hit efforts in that time	
Scored three runs on 5/21 at MIL for the first time this season...Since the start of 2023, his 18 games with 3+ runs lead MLB ahead of CIN's Elly De La Cruz and LAD's Mookie Betts (both 14)	
Recorded his 400 th career hit on 5/30, becoming the sixth Oriole to do so before turning 24, (Machado, Ripken, Jr., Murray, Powell, & Brooks Robinson)	
Had a 19-game on-base streak from 4/23-5/14, second longest of his career	
His 93.6 mph average exit velocity ranks fourth in the AL...88 of his batted balls (54.7%) have been hard hit (95+ mph)	

7 • JACKSON HOLLIDAY • INF (L)	.263 • 8 HR • 27 RBI
Current Streak: 1 G (1-4; since 6/8)	2025 High: 10 G (5/14 [G2]-5/24[G1])
Last Game: 1-4, 2 K	Road Trip: 5 G, 5-24, 2B, HR, 4 R, 2 RBI, 3 BB, 8 K
Has reached base safely in a career-best 12 straight games since 5/26	
On Friday, his three hits matched a season high (5x, last: 5/28 vs. STL), while his two extra-base hits matched a career high (4x, last: 5/28 vs. STL)...Hit his second-career homer off a left-handed pitcher, joining 8/10/24 at TB (Tyler Alexander)	
Has tallied an RBI in 12 of his last 21 games (15 total RBI) since 5/16...Had 12 RBI in his first 35 games through 5/15	
Hit his first career leadoff homer on 5/31 vs. CWS...Became the second-youngest Oriole to hit a leadoff home run behind Paul Blair (21y, 075d on 4/17/65 at BOS & 21y, 100d on 5/12/65 vs. CLE)...Six of his eight homers have come at OPACY	
Slashing .383/.500/.600 (23-for-60) with five doubles, one triple, and two homers when ahead in the count compared to .176/.187/.189 (13-for-74) with one double when behind in the count	
Owned a career-best 10 game hitting streak from 5/14 (G2)-5/24 (G1)...Became the fifth Oriole (8 th occurrence) to record a 10-game hitting streak before turning 22	

12 • RAMÓN LAUREANO • OF (R)	.264 • 7 HR • 15 RBI
Current Streak: 0-4 (since 6/8)	2025 High: 5 G (5/14-19)
Last Game: 0-4, 2 K	Road Trip: 3 G, 3-12, HR, 4 RBI, BB, 2 K
On Saturday, tallied a season-high three RBI (also 4/19 vs. CIN)	
Slashing .346/.397/.654 (18-for-52) with four doubles, four homers, and nine RBI in 15 games (14 GS) since 5/7...His 1.050 OPS during that stretch ranks fifth in the AL and seventh in MLB (min. 50 PA)	
Ten of his last 12 homers since 8/17/24 have been off right-handed pitchers	
Reinstated from the 10-day Injured List (left ankle sprain) on 6/6...Exited the game on 5/20 at MIL with left ankle discomfort and was placed on the Injured List on 5/24 (retroactive to 5/21)	
Tied career highs with four hits (4x, last: 5/21/21 at LAA) and five times on base (4x, last: 9/15/23 vs. TEX) on 5/16 vs. WSH	
His four outfield assists are tied for fourth in the AL...Since 2018, his 53 outfield assists are third in MLB behind LAD's Teoscar Hernandez (68) and Hunter Renfroe (65)	

3 • JORGE MATEO • INF/OF (R)	.180 • 1 HR • 3 RBI
Current Streak: 0-for-last-9 (since 6/1)	2025 High: 3 G (5/16-23)
6/6 at ATH: 0-3, K	Road Trip: 2 G, 0-6, 4 K
Hit a home run, stole two bases, and drew two walks on 5/31 vs. CWS...Homered for the first time since 6/21/24 at HOU...Is the only Oriole with 1+ HR and 2+ SB in a game since 2021 (Mullins: 9/10 vs. TOR)...The two walks tied a career high (3x, last: 5/23/24 at CWS)	
Stole at least one base in a career-high five straight games (w/PA) from 5/24 (G1)-31, tied with CWS' Luis Robert Jr. and TB's Chandler Simpson for the longest run by any player in MLB this season...Is the fifth Oriole in team history (since 1954) to do so, joining Corey Patterson (9 G, 5/27-6/5/06), Luis Matos (6 G, 10/1-5 [G2]/01), Luis Aparicio (5 G, 5/30-6/3/64), and Brian Roberts (5 G, 6/30-7/5/03)	
His five multi-steal games are tied for second in MLB with PIT's Oneil Cruz and TB's José Caballero, behind CHC's Pete Crow-Armstrong (6 G)	
His 94 stolen bases since 2022 are fourth in the AL and 10 th in MLB	
Tallied a hit in three straight starts from 5/16-24 (last: 7/11-19/24)	

16 • COBY MAYO • INF (R)	.161 • 0 HR • 1 RBI
Current Streak: 2 G (2-6; since 6/6)	2025 High: 2 G (2x, last: current streak)
Last Game: 1-4, K, SB	Road Trip: 4 G, 3-12, 2B, 2 R, 2 BB, 2 K, SB
Stole his first career base in the fourth inning on Sunday at ATH after reaching on a single...Eight of his 10 career hardest-hit balls have come since being recalled on 5/31	
On Friday, recorded his first career extra-base hit...In his minor league career, 48.8 percent of his hits have gone for extra bases (216 XBH, 443 H)	
Drew a free pass in back-to-back games played from 6/4-6 and scored a run in three straight games from 6/1-4	
Recalled from Triple-A Norfolk on 5/31, marking his second stint on the active roster this year (5/3-9)	
In 45 games overall with Norfolk, is 38-for-168 (.226) with 10 doubles, two triples, eight home runs, 28 RBI, and 23 walks	
Batting .500 (11-for-22) with three doubles, one triple, five home runs and 10 RBI against left-handed pitchers with the Tides	
Currently tabbed by <i>MLB.com</i> as the No. 17 overall prospect in baseball	

31 • CEDRIC MULLINS • OF (L)	.232 • 10 HR • 31 RBI
Current Streak: 2 G (3-8; since 5/25)	2025 High: 6 G (4/18-24)
5/28 vs. STL: 2-4, 2 R, 2 K, SB	Road Trip: --
Reinstated from the 10-day Injured List (right hamstring strain) prior to tonight's game...Was placed on the 10-day Injured List on 5/30, retroactive to 5/29	
Slashed .179/.205/.369 (15-for-84) with four doubles and four homers in 22 games in May after slashing .278/.412/.515 (27-for-97) through 28 games in March and April...Struck out 27 times in May after fanning 25 times in 97 at bats in his first 28 games	
His 4.36 pitches per plate appearance are second in the AL and fourth in MLB	
Hit his fourth career grand slam on 5/14 (G2) vs. MIN (last: 9/11/23 vs. STL)...Surpassed the 300 career RBI mark with the grand slam, becoming the sixth Oriole to have at least 300 RBI and 100 stolen bases, joining Brady Anderson (744 RBI, 307 SB), Mark Belanger (385 RBI, 166 SB), Paul Blair (567 RBI, 167 SB), Al Bumbry (392 RBI, 252 SB), and Brian Roberts (521 RBI, 278 SB)	
Owns a career-high 11.1 percent walk rate...Has never had a walk rate above 9.5 percent (2023) in his career	
His 131 stolen bases since 2019 rank tied for second in the AL with KC's Bobby Witt Jr., behind CLE's José Ramírez (169 SB) and for sixth in MLB during that time	

32 • RYAN O'HEARN • INF/OF (L)	.316 • 9 HR • 24 RBI
Current Streak: 1 G (1-4; since 6/7)	2025 High: 10 G (5/21-31)
6/7 at ATH: 1-4, 2 K	Road Trip: 5 G, 4-20, 2 RBI, BB, 7 K
Ranks among AL leaders in on-base percentage (6 th , .397), batting average (T-6 th , .316), OPS (8 th , .897), and slugging percentage (T-9 th , .500)	
His .330 (33-for-100) road average is tied for eighth in the AL and for 11 th in MLB	
Had his career-high 19-game on-base streak snapped on 6/4...Was tied with Gunnar Henderson for the longest by an Oriole this season...Has reached base safely in 33 of his last 36 games since 4/24	
Had his first career 10-game hitting streak snapped on 6/1...Has hit in 13 of his 16 games since 5/21	
In 26 games in May, slashed .365/.450/.542 (35-for-96) with five doubles, four home runs, 14 runs scored, 10 RBI, and 13 walks...Ranked among AL leaders in AVG (3 rd), OBP (4 th), and OPS (6 th) during the month...His previous career high for most hits in a month was June 2024 (27)	
Is 14-for-26 (.538) with four doubles and three homers on the first pitch of an at-bat	
Is 32-for-84 (.381) with five doubles, six home runs, and 19 RBI in 23 O's wins, compared to 28-for-106 (.264) with three doubles and three homers in 31 losses	
Hitting .358 (38-for-106) with four doubles and six home runs off fastballs	

35 • ADLEY RUTSCHMAN • C (S)	.227 • 7 HR • 18 RBI
Current Streak: 2 G (3-7; since 6/7)	2025 High: 8 G (4/3-13)
Last Game: 2-3, BB	Road Trip: 6 G, 10-24, 2B, 2 HR, 5 R, 3 RBI, 3 BB, 3 K
Has 10 hits in his last six games (10-for-24, .417) after having seven hits in his previous 12 games (7-for-42, .167)...Has recorded three multi-hit efforts in six games this month after having three in 25 games in May	
Homered in consecutive games from 6/4-5 for the fourth time in his career (last: 3 G, 5/12-15/24)	
Is 20-for-71 (.282) with four doubles, three homers, seven RBI, and a .828 OPS in 19 games since 5/16, including three games with three hits...Went 9-for-49 (.184) with two doubles, one triple, three RBI, and a .538 OPS in his previous 15 games	
Blasted a three-run homer in the 11 th inning on 5/21 at MIL...Marked the first home run in extra innings by an Orioles catcher since Wellington Castillo on 5/19/17 vs. TOR...Snapped a career-high 43-game streak without multiple RBI (last: 3/27 at TOR)	
Connected on a 111.0 mph double in the seventh inning off Jake Irvin on 5/17 vs. WSH...Marked the second-hardest-hit ball of his career, trailing only a 111.1 mph home run off current teammate Zach Eflin (5/9/23 vs. TB)	
Owns career highs in average exit velocity (90.8 mph) and barrel rate (9.4%)	
Ranks in the top seven percent of MLB in squared-up rate (34.2%), chase rate (19.7%), and whiff rate (14.1%)	
Since his MLB debut on 5/21/22, ranks second among MLB primary catchers with 95 doubles and 455 hits, both trailing MIL's William Contreras (465 H, 96 2B)	

29 • RAMÓN URÍAS • INF (R)	.274 • 2 HR • 19 RBI
Current Streak: 3 G (4-12; since 6/6)	2025 High: 11 G (5/17-28)
Last Game: 1-4, 2B, R, K	Road Trip: 5 G, 4-17, 2B, 4 R, RBI, 3 BB, 3 K
Walked twice on 6/4 for the first time this season...Owns a career-high-tying 9.5 percent walk rate (2021)	
Slashing .366/.525/.537 (15-for-41) when ahead in the count compared to .217/.213/.261 (10-for-46) when behind	
Hit safely in a career-best 11 straight games from 5/17-28...His 14-game on-base streak from 4/30-5/28 was one game shy of his career best (15 G, 8/31/21-4/9/22)	
Is batting .346 (28-for-81) with five extra-base hits (3 2B, 2 HR) on fastballs, but .209 (9-for-43) on breaking pitches and .136 (3-for-22) on offspeed pitches	
Reinstated from the 10-day Injured List (right hamstring strain) on 5/14...Was placed on the IL on 5/3 (retro to 5/1)	

11 • JORDAN WESTBURG • INF (R)	.217 • 4 HR • 6 RBI
Current Streak: 4 G (6-17; since 4/23)	2025 High: 4 G (2x, last: current streak)
4/26 DH at DET: 2 G, 4-9, RBI, 2 K, CS	Road Trip: --
Reinstated from the 10-day Injured List (left hamstring strain) prior to tonight's game...Was placed on the 10-day Injured List on 4/28, retroactive to 4/27...Appeared in eight rehab games with Triple-A Norfolk and slashed .393/.452/.750 (11-for-28) with four doubles and two home runs	
Has hit safely in a season-high-tying four straight games and in six of seven games with two doubles, one triple, and a homer after going 2-for-39 in 10 games from 4/4-18	
Notched his second career multi-double performance on 4/20 vs. CIN, joining 7/29/24 (G1) vs. TOR (3 2B)...Marked his eighth career multi-extra-base hit effort	
Is batting .348 (8-for-23) on breaking pitches, compared to .196 (11-for-56) on fastballs and 1-for-13 (.077) on offspeed pitches	
His 29.2 ft./sec. average sprint speed ranks in the top seven percent of MLB	
Tallied his first career multi-homer game on 3/29 at TOR...Matched a career high with four hits (3x, last: 6/25/24 vs. CLE) and scored a career-high three runs...His 434-foot homer in the first inning off Max Scherzer was the furthest of his career	



ADDITIONAL HITTER INFO

			MULTI-HIT GAMES					MULTI-RBI GAMES						LAST HR		MULTI-HR GAMES		
	vs. LHP	vs. RHP	2	3	4	5	TOTAL	2	3	4	5	6+	TOTAL	(DATE/PITCHER)		2025	CAREER	LAST (HRS)
Dylan Carlson	.200	.218	3	-	-	-	3	1	1	-	-	-	2	6/6/25 at ATH (Sears)	-	3	6/20/23 at WSH (2)	
Colton Cowser	.100	.259	1	-	-	-	1	-	-	-	-	-	-	6/7/25 at ATH (Severino)	-	2	9/20/24 vs. DET (2)	
Maverick Handley	.000	.091	-	-	-	-	-	1	-	-	-	-	1	-	-	-	-	-
Gunnar Henderson	.145	.327	16	3	-	-	19	4	-	-	-	-	4	5/18/25 vs. WSH (Soroka)	-	2	6/21/24 at HOU (2)	
Jackson Holliday	.234	.271	8	5	-	-	13	3	1	1	-	-	5	6/6/25 at ATH (Sears)	1	1	5/4/25 vs. KC (2)	
Ramón Laureano	.220	.292	4	2	1	-	7	-	2	-	-	-	2	6/7/25 at ATH (Severino)	1	5	4/19/25 vs. CIN (2)	
Jorge Mateo	.185	.176	2	-	-	-	2	1	-	-	-	-	1	5/31/25 vs. CWS (Martin)	-	1	8/2/22 at TEX (2)	
Coby Mayo	.200	.154	-	-	-	-	-	-	-	-	-	-	-	-	-	-	-	-
Cedric Mullins	.295	.212	10	1	-	-	11	3	1	2	1	-	7	5/19/25 at MIL (Mears)	1	6	3/27/25 at TOR (2)	
Ryan O'Hearn	.263	.329	12	4	1	-	17	2	3	-	-	-	5	5/27/25 vs. STL (Pallante)	-	2	8/25/19 at CLE (2)	
Adley Rutschman	.254	.216	6	4	-	-	10	1	2	-	-	-	3	6/4/25 at SEA (Hancock)	1	3	3/27/25 at TOR (2)	
Ramón Urías	.323	.261	8	2	-	-	10	1	1	-	-	-	2	5/2/25 vs. NYY (Carrasco)	-	1	7/15/22 at TB (2)	
Jordan Westburg	.250	.206	2	1	1	-	4	2	-	-	-	-	1	4/19/25 vs. CIN (Spiers)	1	1	3/29/25 at TOR (2)	

O's HITTERS

2025 vs. DETROIT TIGERS

PLAYER	G	AB	R	H	2B	3B	HR	RBI	BB	IBB	SO	AVG	OBP	SLG
Dylan Carlson	2	5	0	0	0	0	0	0	0	0	2	.000	.000	.000
Colton Cowser														
Maverick Handley														
Gunnar Henderson	3	13	0	4	1	0	0	1	0	0	2	.308	.308	.385
Jackson Holliday	3	9	1	2	0	0	0	0	1	0	4	.222	.364	.222
Ramón Laureano	3	9	0	1	0	0	0	1	0	0	3	.111	.100	.111
Jorge Mateo	1	3	0	2	0	0	0	0	0	0	1	.667	.667	.667
Coby Mayo														
Cedric Mullins	2	8	1	1	0	0	0	0	2	0	3	.125	.300	.125
Ryan O'Hearn	2	6	1	3	0	0	1	1	1	0	0	.500	.571	1.000
Adley Rutschman	2	3	1	1	0	0	0	0	2	0	1	.333	.600	.333
Ramón Urías	3	11	1	4	0	0	1	1	1	0	2	.364	.417	.636
Jordan Westburg	2	9	0	4	0	0	0	1	0	0	2	.444	.444	.444

CAREER vs. DETROIT TIGERS

G	AB	R	H	2B	3B	HR	RBI	BB	IBB	SO	AVG	OBP	SLG
11	39	3	7	1	0	1	4	1	0	11	.179	.220	.282
6	23	2	5	1	0	2	2	1	0	8	.217	.250	.522
17	64	7	18	5	1	2	8	5	0	12	.281	.333	.484
7	18	1	2	0	0	0	0	2	0	9	.111	.238	.111
35	102	17	22	2	1	1	9	9	0	32	.216	.283	.284
14	45	6	12	1	0	2	4	1	0	10	.267	.298	.422
3	7	1	1	0	0	0	0	0	0	4	.143	.143	.143
26	93	9	22	2	2	1	4	12	0	19	.237	.324	.333
51	137	15	34	5	0	5	20	12	0	31	.248	.309	.394
18	59	7	15	2	0	1	6	10	0	13	.254	.357	.339
21	66	4	13	3	0	1	5	8	0	18	.197	.303	.288
3	13	0	5	1	0	0	2	0	0	3	.385	.385	.462

O's PITCHERS

2025 vs. DETROIT TIGERS

PLAYER	W	L	SV	G	GS	INN	H	R	ER	HR	BB	K	ERA	AVG
Keegan Akin	0	0	0	1	1	1.2	0	0	0	0	1	1	0.00	.000
Bryan Baker	0	0	0	1	0	0.1	2	0	0	0	1	1	0.00	.667
Félix Bautista														
Scott Blewett	0	0	0	1	0	2.1	3	1	1	0	0	3	3.86	.300
Yennier Cano														
Seranthony Domínguez	0	0	0	1	0	1.1	2	3	3	0	1	1	20.25	.333
Zach Eflin														
Andrew Kittredge														
Dean Kremer	0	1	0	1	1	5.2	4	5	5	0	4	3	7.94	.200
Charlie Morton	0	1	0	1	0	3.2	3	3	3	1	5	3	7.36	.231
Cade Povich														
Gregory Soto														
Tomoyuki Sugano														

CAREER vs. DETROIT TIGERS

W	L	SV	G	GS	INN	H	R	ER	HR	BB	K	ERA	AVG
1	1	0	10	2	11.0	15	10	9	0	6	16	7.36	.313
1	0	0	8	0	8.0	7	1	1	0	5	9	1.13	.233
1	0	2	4	0	4.0	2	1	1	0	3	7	2.25	.143
0	0	0	1	0	2.1	3	1	1	0	0	3	3.86	.300
0	1	1	5	0	6.0	2	2	1	0	1	7	1.50	.105
1	0	0	9	0	8.2	11	6	6	1	4	9	6.23	.306
1	1	0	2	2	11.2	8	2	2	1	2	8	1.54	.186
1	1	0	7	0	9.2	7	6	5	3	0	7	4.66	.206
0	2	0	2	2	10.2	15	10	10	0	6	9	8.44	.341
1	3	0	6	5	36.1	28	10	9	2	12	39	2.23	.211
0	1	0	2	2	10.0	4	4	4	1	5	15	3.60	.118
0	0	0	5	0	4.1	2	1	1	1	0	4	2.08	.143

RECENT TRANSACTIONS

DATE	TRANSACTION
6/10	Reinstated OF Cedric Mullins (right hamstring strain) and INF Jordan Westburg (left hamstring strain) from the 10-day Injured List...Optioned OF Heston Kjerstad ¹ to Triple-A Norfolk... Designated INF Emmanuel Rivera for assignment... OF Jordyn Adams cleared outright waivers and accepted an assignment to Triple-A Norfolk.
6/7	OF Tyler O'Neill began a rehab assignment with Triple-A Norfolk.
6/6	Reinstated OF Ramón Laureano (left ankle sprain) from the 10-day Injured List...Acquired RHP Scott Blewett from the Atlanta Braves in exchange for cash considerations...Designated OF Jordyn Adams for assignment.
6/5	UTL Cooper Hummel elected free agency in lieu of accepting an outright assignment to Triple-A Norfolk.
6/4	OF Ramón Laureano (left ankle sprain) and C Gary Sánchez (right wrist inflammation) began rehab assignments with Triple-A Norfolk.
6/3	C Chadwick Tromp elected free agency in lieu of accepting an outright assignment to Triple-A Norfolk.
6/2	Reinstated OF Colton Cowser (left thumb fracture) from the 60-day Injured List...Designated UTL Cooper Hummel for assignment.
5/31	Recalled INF Coby Mayo from Triple-A Norfolk...Selected the contract of OF Jordyn Adams from Triple-A Norfolk...Placed INF Ryan Mountcastle (right hamstring strain) on the 10-day Injured List...Designated C Chadwick Tromp for assignment... LHP Cionel Pérez cleared outright waivers and accepted an assignment to Triple-A Norfolk.
5/30	Signed UTL Cooper Hummel to a one-year major league contract...Placed OF Cedric Mullins (right hamstring strain) on the 10-day Injured List, retroactive to 5/29...Transferred RHP Cody Poteet (right shoulder inflammation) to the 60-day Injured List.
5/29	UTL Cooper Hummel elected free agency in lieu of accepting an outright assignment to Triple-A Norfolk... INF Jordan Westburg (left hamstring strain) began a rehab assignment with Triple-A Norfolk...Transferred the rehab assignment of OF Colton Cowser (left thumb fracture) to Triple-A Norfolk.
5/28	Selected the contract of RHP Matt Bowman from Triple-A Norfolk...Optioned RHP Yaramil Hiraldo ¹ to Triple-A Norfolk.
5/27	INF/OF Terrin Vavra cleared outright waivers and accepted an assignment to Triple-A Norfolk.
5/26	Selected the contract of C Chadwick Tromp from Triple-A Norfolk...Designated UTL Cooper Hummel for assignment.
5/25	Signed UTL Cooper Hummel to a one-year major league contract...Designated INF/OF Terrin Vavra for assignment.
5/24	Placed OF Ramón Laureano (left ankle sprain) on the 10-day Injured List, retroactive to 5/21... Selected the contract of INF/OF Terrin Vavra from Triple-A Norfolk...Appointed LHP Trevor Rogers from Triple-A Norfolk as the 27 th man (between DH games)...Selected the contract of RHP Yaramil Hiraldo from Triple-A Norfolk...Designated LHP Cionel Pérez for assignment...Returned LHP Trevor Rogers to Triple-A Norfolk (postgame).
5/22	OF Colton Cowser (left thumb fracture) began a rehab assignment with High-A Aberdeen.
5/21	Reinstated RHP Andrew Kittredge (left knee debridement) from the 15-day Injured List.
5/20	Recalled RHP Chayce McDermott from Triple-A Norfolk...Optioned RHP Kade Strowd ² to Triple-A Norfolk...Released RHP Kyle Gibson ...Optioned RHP Chayce McDermott ² to Triple-A Norfolk (postgame).

RECORD BY POSITION

PLAYER	C	1B	2B	3B	SS	LF	CF	RF	DH
Dylan Carlson	-	-	-	-	-	6-8	2-1	3-0	-
Colton Cowser	-	-	-	-	-	2-2	3-2	-	-
Maverick Handley	6-6	-	-	-	-	-	-	-	-
Gunnar Henderson	-	-	-	-	22-29	-	-	-	1-4
Jackson Holliday	-	-	20-31	-	4-1	-	-	-	-
Heston Kjerstad	-	-	-	-	-	10-15	-	10-10	1-0
Ramón Laureano	-	-	-	-	-	6-11	0-1	3-6	0-1
Jorge Mateo	-	-	1-4	-	0-8	1-0	4-2	-	-
Coby Mayo	-	2-1	-	0-2	-	-	-	-	2-2
Ryan Mountcastle	-	15-28	-	-	-	-	-	-	1-3
Cedric Mullins	-	-	-	-	-	-	17-32	-	-
Ryan O'Hearn	-	8-6	-	-	-	0-2	-	4-8	11-14
Tyler O'Neill	-	-	-	-	-	1-0	-	6-14	0-1
Emmanuel Rivera	-	1-3	-	7-7	-	-	-	-	1-0
Adley Rutschman	18-24	-	-	-	-	-	-	-	5-8
Gary Sánchez	2-7	-	-	-	-	-	-	-	0-1
Chadwick Tromp	0-1	-	-	-	-	-	-	-	-
Ramón Urías	-	-	1-0	17-21	-	-	-	-	1-1
Jordan Westburg	-	-	4-3	2-8	-	-	-	-	3-3

RECORD BY BATTING ORDER

PLAYER	1	2	3	4	5	6	7	8	9
Dylan Carlson	-	-	-	-	1-0	1-2	-	5-2	4-5
Colton Cowser	2-2	-	-	-	-	3-2	-	-	-
Maverick Handley	-	-	-	-	-	-	-	0-1	6-5
Gunnar Henderson	6-7	5-9	12-16	0-1	-	-	-	-	-
Jackson Holliday	10-14	0-1	-	-	-	3-3	1-5	5-3	5-6
Heston Kjerstad	-	-	-	-	1-1	9-5	4-10	7-8	0-1
Ramón Laureano	0-1	-	0-1	0-4	3-4	1-3	2-1	1-3	2-2
Jorge Mateo	-	-	-	-	-	-	2-1	1-3	3-10
Coby Mayo	-	-	-	-	1-0	1-0	2-4	0-1	-
Ryan Mountcastle	-	0-6	1-1	7-10	3-6	2-4	2-2	1-2	-
Cedric Mullins	7-11	-	1-0	1-1	3-6	1-3	3-9	1-1	0-1
Ryan O'Hearn	-	0-1	5-5	13-12	4-12	-	-	1-0	-
Tyler O'Neill	-	1-0	1-3	0-3	3-4	2-5	-	-	-
Emmanuel Rivera	-	-	-	-	1-0	2-0	4-1	0-6	2-3
Adley Rutschman	0-1	17-20	5-7	1-3	0-1	-	-	-	-
Gary Sánchez	-	-	-	-	0-1	0-2	1-2	1-3	-
Chadwick Tromp	-	-	-	-	-	-	-	-	0-1
Ramón Urías	-	2-1	-	1-2	4-2	1-7	4-1	3-5	4-4
Jordan Westburg	1-2	1-0	1-5	3-2	2-1	0-2	1-2	-	-

INJURED LIST

Player	Injury	Date On (Retro)	Eligible To Return	Team Record
Kyle Bradish ⁶⁰	R elbow UCL surgery	3/21	5/20	26-38
Ryan Mountcastle ¹⁰	R hamstring strain	5/31	6/10	6-2
Tyler O'Neill ¹⁰	L shoulder impingement	5/16	5/26	11-11
Cody Poteet ⁶⁰	R shoulder inflammation	4/21	6/20	17-26
Grayson Rodriguez ⁶⁰	R elbow inflammation	3/24	5/23	26-38
Gary Sánchez ¹⁰	R wrist inflammation	4/28	5/8	16-21
Albert Suárez ⁶⁰	R subscapularis strain	3/29	5/28	25-37
Tyler Wells ⁶⁰	R elbow UCL surgery	3/23	5/22	26-38

2025 BY THE NUMBERS			
	HOME	AWAY	TOTAL
Overall	12-17	14-21	26-38
MONTH	HOME	AWAY	TOTAL
March (5)	1-0	2-2	3-2
April (25)	6-7	3-9	9-16
May (27)	4-10	5-8	9-18
June (27)	1-0	4-2	5-2
July (25)	-	-	-
August (28)	-	-	-
September (25)	-	-	-
TOTAL (162)	12-17	14-21	26-38
DAY OF WEEK	HOME	AWAY	TOTAL
Monday (14)	3-0	1-1	4-1
Tuesday (23)	0-3	1-4	1-7
Wednesday (25)	2-4	2-3	4-7
Thursday (18)	1-2	3-1	4-3
Friday (26)	2-2	1-4	3-6
Saturday (28)	3-2	4-4	7-6
Sunday (27)	1-4	2-4	3-8
TOTAL (162)	12-17	17-21	26-38
VS. AL EAST	HOME	AWAY	TOTAL
Boston Red Sox (13)	1-2	2-2	3-4
New York Yankees (13)	2-1	-	2-1
Tampa Bay Rays (13)	-	-	-
Toronto Blue Jays (13)	1-1	2-2	3-3
TOTAL (52)	4-4	4-4	8-8
VS. AL CENTRAL	HOME	AWAY	TOTAL
Chicago White Sox (7)	3-0	-	3-0
Cleveland Guardians (7)	2-1	-	2-1
Detroit Tigers (6)	-	0-3	0-3
Kansas City Royals (6)	1-2	1-2	2-4
Minnesota Twins (6)	0-3	0-3	0-6
TOTAL (32)	6-6	1-8	7-14
VS. AL WEST	HOME	AWAY	TOTAL
Houston Astros (7)	-	-	-
Los Angeles Angels (6)	-	2-1	2-1
Oakland Athletics (6)	-	1-2	1-2
Seattle Mariners (6)	-	3-0	3-0
Texas Rangers (7)	-	-	-
TOTAL (32)	-	6-3	6-3
VS. NL EAST	HOME	AWAY	TOTAL
Atlanta Braves (3)	-	-	-
Miami Marlins (3)	-	-	-
New York Mets (3)	-	-	-
Philadelphia Phillies (3)	-	-	-
Washington Nationals (4)	0-3	1-2	1-5
TOTAL (16)	0-3	1-2	1-5
VS. NL CENTRAL	HOME	AWAY	TOTAL
Chicago Cubs (3)	-	-	-
Cincinnati Reds (3)	1-2	-	1-2
Milwaukee Brewers (3)	-	1-2	1-2
Pittsburgh Pirates (3)	-	-	-
St. Louis Cardinals (3)	1-2	-	1-2
TOTAL (15)	2-4	1-2	3-6
VS. NL WEST	HOME	AWAY	TOTAL
Arizona Diamondbacks (3)	-	1-2	1-2
Colorado Rockies (3)	-	-	-
Los Angeles Dodgers (3)	-	-	-
San Diego Padres (3)	-	-	-
San Francisco Giants (3)	-	-	-
TOTAL (15)	-	1-2	1-2

BALTIMORE ORIOLES - WALK-OFF AND MISC. HOME RUNS

Baltimore Orioles Walk-off Wins							
Date	Score	Batter/Runner	Action	RBI	Pitcher	INN	OUTS
-	-	-	-	-	-	-	-
Opponent Walk-off Wins							
Date	Score	Batter/Runner	Action	RBI	Pitcher	INN	OUTS
5/24 (G1)	BAL 5 @ BOS 6	Rafael Devers	1B	1	Gregory Soto	10	1
Baltimore Orioles Back-to-Back Home Runs							
Date	Score	Batters	Pitcher	INN	OUTS		
6/5	BAL 4 @ SEA 3	Adley Rutschman/Gunnar Henderson	Bryan Woo	6	0		
5/14 (G2)	MIN 8 @ BAL 6	Cedric Mullins/Heston Kjerstad	Simeon Woods Richardson	3	2		
4/19	CIN 5 @ BAL 9	Ramón Laureano/Jordan Westburg	Carson Spiers	7	2		
4/19	CIN 5 @ BAL 9	Cedric Mullins/Gunnar Henderson	Hunter Greene	1	0		
3/27	BAL 12 @ TOR 2	Adley Rutschman/Jordan Westburg	Yariel Rodríguez	8	1		
Opponent Back-to-Back Home Runs							
Date	Score	Batters	Pitcher	INN	OUTS		
5/18	WSH 10 @ BAL 4	Dylan Crews/CJ Abrams	Zach Eflin	2	1		
5/15	MIN 4 @ BAL 0	DaShawn Keirsej Jr./Byron Buxton	Tomoyuki Sugano	3	1		
5/4	KC 11 @ BAL 6	Bobby Witt Jr./Vinnie Pasquantino	Yennier Cano	7	1		
4/29	NY Yankees 15 @ BAL 3	Trent Grisham/Aaron Judge/Ben Rice	Kyle Gibson	1	0		
4/17	CLE 2 @ BAL 6	Daniel Schneemann/Austin Hedges	Tomoyuki Sugano	3	0		
4/9	BAL 0 @ AZ 9	Pavin Smith/Josh Naylor	Dean Kremer	5	1		

Baltimore Orioles Grand Slams						
Date	Score	Batter	Pitcher	INN	OUTS	
5/14	MIN 8 @ BAL 6	Cedric Mullins	Simeon Woods Richardson	3	2	
4/16	CLE 1 @ BAL 9	Jackson Holliday	Gavin Williams	2	1	
Opponent Grand Slams						
Date	Score	Batter	Pitcher	INN	OUTS	
5/23	BAL 5 @ BOS 19	Rafael Devers	Emmanuel Rivera	8	2	
4/20	CIN 24 @ BAL 2	Noelvi Marte	Jorge Mateo	8	2	
Baltimore Orioles Inside-the-Park Home Runs						
Date	Score	Batter	RBI	Pitcher	INN	OUTS
-	-	-	-	-	-	-
Opponent Inside-the-Park Home Runs						
Date	Score	Batter	RBI	Pitcher	INN	OUTS
-	-	-	-	-	-	-
Baltimore Orioles Pinch-Hit Home Runs						
Date	Score	Batter	RBI	Pitcher	INN	OUTS
5/10	BAL 2 @ LAA 5	Ramón Laureano	1	Brock Burke	9	0
Opponent Pinch-Hit Home Runs						
Date	Score	Batter	RBI	Pitcher	INN	OUTS
5/11	BAL 7 @ LAA 3	Matthew Lugo	1	Félix Bautista	9	2
5/7	BAL 2 @ MIN 5	Harrison Bader	2	Keegan Akin	7	1
Baltimore Orioles Leadoff Home Runs						
Date	Score	Batter	Pitcher			
5/31	CWS 2 @ BAL 4	Jackson Holliday	Davis Martin			
4/19	CIN 5 @ BAL 9	Cedric Mullins	Hunter Greene			
4/3	BOS 8 @ BAL 4	Cedric Mullins	Tanner Houck			
3/29	BAL 9 @ TOR 5	Colton Cowser	Max Scherzer			
Opponent Leadoff Home Runs						
Date	Score	Batter	Pitcher			
5/24 (G1)	BAL 5 @ BOS 6	Jarren Duran	Zach Eflin			
5/18	WSH 10 @ BAL 4	CJ Abrams	Zach Eflin			
4/29	NY Yankees 15 @ BAL 3	Trent Grisham	Kyle Gibson			
4/23	BAL 3 @ WSH 4	James Wood	Tomoyuki Sugano			

LAST TIME IT HAPPENED	
BATTING	
Eutaw St. Home Run	Gunnar Henderson, 8/14/24 vs. WSH (Herz)
Opponent	Trent Grisham, 4/30/25 vs. NYY (Gibson)
Second Deck Home Run in LF at OPACY	Austin Hays, 6/7/22 vs. CHC (Mills)
Opponent	Pete Alonso, 9/2/20 vs. NYM (Means)
Grand Slam	Cedric Mullins, 5/14/25 (G2) vs. MIN (Woods Richardson)
Two Grand Slams in One Game	Reimold, Clevenger, 9/11/15 vs. KC (Herrera, Chamberlain)
Pinch-Hit Home Run	Ramón Laureano, 5/10/25 at LAA (Burke)
Pinch-Hit Walk-Off Home Run	Nolan Reimold, 7/24/16 vs. CLE (Allen)
Pinch-Hit Grand Slam	Dwight Evans, 7/26/91 vs. OAK (Nelson)
Inside the Park Home Run	Jorge Mateo, 8/20/23 at OAK (Sears)
LH & RH Home Run, Same Game	Anthony Santander, 8/7/24 at TOR (Francis, Yarbrough)
Individual 2-Home Run Game	Jackson Holliday, 5/4/25 vs. KC (Lorenzen)
Individual 3-Home Run Game	Ryan Mountcastle, 6/19/21 vs. TOR (Manoah, Kay)
Individual 4-Home Run Game	Never
Home Run in Consecutive Games	Adley Rutschman, 6/4-5 at SEA
Home Run in 3 Consecutive Games	Jackson Holliday, 8/4-7/24 at CLE, at TOR
Home Run in 4 Consecutive Games	Gunnar Henderson, 5/17-20/24 vs. SEA, at STL
Home Run in 5 Consecutive Games	Jonathan Schoop, 7/22-27/18 vs. TOR, BOS, TB
Home Run in 6 Consecutive Games	Chris Davis, 9/26-10/2/12 vs. TOR, BOS, TB
4-Home Run Game, Team	5/4/25 vs. KC
5-Home Run Game, Team	4/19/25 vs. CIN
6-Home Run Game, Team	3/27/25 at TOR
7-Home Run Game, Team	6/2/16 vs. BOS
8+-Home Run Game, Team	6/16/15 vs. PHI (8)
10+-Run Game, Team	3/27/25 at TOR (12)
15+-Run Game, Team	6/20/24 at NYY (17)
20+-Run Game, Team	9/28/00 vs. TOR (23)
Back-to-Back HR	Rutschman/Henderson, 6/5/25 at SEA (6 th inning)
Back-to-Back HR to Start First Inning	Mullins/Henderson, 4/19/25 vs. CIN
Back-to-Back-to-Back HR	Schoop/Davis/Mancini, 8/6/17 vs. DET (1 st inning)
Back-to-Back-to-Back HR to Start First Inning	Flaherty/Hardy/Markakis, 5/10/12 (G1) vs. TEX
2 Back-to-Back HRS, Same Game	Mullins/Henderson (1 st), Laureano/Westburg (7 th) 4/19/25 vs. CIN
Leadoff Home Run	Jackson Holliday, 5/31/25 vs. CWS (Martin)
Walk-Off Win	Anthony Santander (HR), 9/19/24 vs. SF (Walker)
Walk-Off Home Run	Anthony Santander, 9/19/24 vs. SF (Walker)
Walk-Off Grand Slam	Manny Machado, 8/18/17 vs. LAA (Middleton)
Walk-Off Home Run, Eutaw St.	Rio Ruiz, 8/11/19 vs. HOU (Osuna)
Home Run, 15 th Inning or later	Jonathan Villar, 7/25/19 at LAA (Canning)
Home Run, 17 th Inning or later	Adam Jones, 5/6/12 at BOS (McDonald)
Home Run by a Pitcher	Zack Britton, 7/3/11 at ATL (Beachy)
2-Home Run Game by a Pitcher	Milt Pappas, 8/27/61 at MIN (Ramos)
Oriole w/ hit a Home Run for 1 st ML hit	Connor Norby, 6/4/24 at TOR (Pearson)
Oriole w/ 2 Home Runs in One Inning	Mark Trumbo, 4/15/16 at TEX (7 th inning, Pérez, Faulkner)
Oriole w/ 3 Home Runs in Consecutive Innings	Manny Machado, 8/7/16 at CWS (1 st , 2 nd , 3 rd inning, Shields, Albers)
5-Hit Game	Adley Rutschman, 6/21/24 at HOU
6-Hit Game	Cal Ripken, Jr., 6/13/99 at ATL
5-RBI Game	Cedric Mullins, 3/27/25 at TOR
6-RBI Game	Adley Rutschman, 6/9/24 at TB
7-RBI Game	Ryan Mountcastle, 4/11/23 vs. OAK (9)
8-RBI Game	Ryan Mountcastle, 4/11/23 vs. OAK (9)
9-RBI Game	Ryan Mountcastle, 4/11/23 vs. OAK
PITCHING	
Perfect Game	Never
No-Hitter	5/5/21 at SEA (Means)
1-Hitter	5/26/24 at CWS (Bradish, Coulombe, Cano, Kimbrel)
Complete Game	9/23/22 vs. HOU (Kremer)
Shutout	9/23/22 vs. HOU (Kremer)
Team Shutout	5/2/25 vs. KC (Kremer, Cano, Bautista)
Consecutive CG, Pitcher	Sidney Ponson (2), 5/16-22/04
Consecutive Shutouts, Pitcher	Mike Mussina (2), 9/26-10/1/95
Consecutive CG, Team	5/13-14/11 (Guthrie/Bergesen)
Consecutive Shutouts, Team	4/18-19/23 at WSH
10+ Strikeout Game, Pitcher	Charlie Morton (10), 4/3/25 vs. BOS
15+ Strikeout Game, Pitcher	Erik Bedard (15), 7/7/07 at TEX
10+ Strikeout Game, Team	6/7/25 at ATH (14)
15+ Strikeout Game, Team	5/28/25 vs. STL (16)
4+ Strikeouts in an inning	Mike Cuellar (4), 5/29/70 at CAL
Immaculate Inning	Kevin Gausman, 4/23/18 vs. CLE (7 th inning)
MISCELLANEOUS	
Hit for the Cycle	Cedric Mullins, 5/12/23 vs. PIT (7 th in club history)
Steal of Home	Ryan Mountcastle, 5/30/25 vs. CWS
Position Player to Pitch	Emmanuel Rivera, 5/23/25 at BOS (1.0 IP, 8 H, 8 R, 2 BB, HR)
Triple Play Turned	9/18/22, Bottom 3 rd at TOR (Chapman batting/Kremer pitching)
	Scoring: 6-4-3 (Mateo-Vavra-Aguilar)
Manager Ejection	Brandon Hyde, 4/13/25 vs. TOR (18 th career)
Player Ejection	Ramón Laureano, 5/14/25 (G1) vs. MIN (7 th career)
WINNING SWEEPS	
2-Game, at OPACY	September 26-27, 2023 vs. WSH
2-Game, Road	April 18-19, 2023 at WSH
3-Game, at OPACY	May 30-June 1, 2025 vs. CWS
3-Game, Road	June 3-5, 2025 at SEA
4-Game, at OPACY	July 7-10, 2022 vs. LAA
4-Game, Road	June 7-10, 2024 at TB
Doubleheader	June 25, 2016 vs. TB

2025 OUTFIELD ASSISTS							
Outfielder	1B	2B	3B	HP	TOTAL	ERRORS (F-T)	
Jordyn Adams	-	-	-	-	-	-	
Dylan Carlson	-	2	-	1	3	-	
Colton Cowser	-	-	-	-	-	-	
Cooper Hummel	-	-	-	-	-	-	
Heston Kjerstad	-	4	-	-	4	-	
Ramón Laureano	-	3	-	1	4	2 (1-1)	
Jorge Mateo	-	-	-	-	-	1 (1-0)	
Cedric Mullins	-	-	-	-	-	2 (1-1)	
Ryan O’Hearn	-	-	-	-	-	-	
Tyler O’Neill	1	3	-	1	5	1 (1-0)	
Team Totals	1	12	-	3	16	6 (4-2)	





2025 CATCHING BREAKDOWN							
	Errors		SB	Pick-offs			
Catcher	F-T-C	PB	CCS-ATT	1B-2B-3B	Inn.	ERA	W-L (GS)
Maverick Handley	0-0-1	0	0-11	0-0-0	110.0	4.58	6-6
Adley Rutschman	0-2-0	1	7-36	0-1-0	362.1	5.22	18-24
Gary Sánchez	0-0-0	1	0-2	1-0-0	77.0	5.03	2-7
Chadwick Tromp	0-0-0	0	0-0	0-0-0	10.0	6.30	0-1
Totals	0-2-1	2	7-49	1-1-0	559.1	5.08	26-38

SCORING BY INNING											
	1	2	3	4	5	6	7	8	9	Extras	Totals
OPPONENTS	47	38	42	36	39	23	33	51	23	3	335
ORIOLES	24	29	38	21	28	32	29	27	13	5	246

ORIOLES WHO MADE THEIR MAJOR LEAGUE DEBUT IN 2025			
DATE	PLAYER	STATS	NOTES
5/27 vs. STL	Yamil Hiraldo	1.1 IP, 1 H, 1 K	Entered in 8 th
5/18 vs. WSH	Kade Strowd	1.0 IP, 2 H, R, ER, K	Entered in 9 th
4/29 vs. NYY	Maverick Handley	0-2, 2 K	Def. in 6 th
4/26 (G2) at DET	Grant Wolfram	0.1 IP, 1 H, 1 BB	Final out of 7 th
4/19 vs. CIN	Brandon Young	ND: 4.0+ IP, 7 H, 3 R, 3 ER, 3 BB, 3 K, HR	Game Started
3/30 at TOR	Tomoyuki Sugano	L: 4.0 IP, 4 H, 2 R, 2 ER, 2 BB, 1 K	Game Started

2025 SCHEDULE

G#	DATE	OPP.	W-L	SCORE	WP/LP/SV	REC	POS	GA/GB	ATT.
1	3/27	at TOR	W	12-2	Eflin/Berrios	1-0	T-1 st	+0.5	40,734
2	3/28	at TOR	L	8-2	Gausman/Morton	1-1	T-3 rd	-0.5	26,289
3	3/29	at TOR	W	9-5	Kremer/Lovelady	2-1	2 nd	-0.5	27,005
4	3/30	at TOR	L	3-1	Bassitt/Sugano/Hoffman	2-2	3 rd	-1.5	21,069
5	3/31	vs. BOS	W	8-5	Dominguez/Newcomb	3-2	3 rd	-1.0	45,002*
MARCH TOTALS: 3-2			TEAM ERA: 4.60		TEAM AVG: .305				
	4/1	OFF DAY				3-2	4 th	-1.0	
6	4/2	vs. BOS	L	3-0	Crochet/Eflin/Chapman	3-3	4 th	-1.5	18,146
7	4/3	vs. BOS	L	8-4	Kelly/Morton	3-4	T-4 th	-2.0	16,656
8	4/4	at KC	L	8-2	Lugo/Kremer	3-5	5 th	-2.5	14,196
9	4/5	at KC	W	8-1	Sugano/Wacha	4-5	5 th	-2.5	14,383
10	4/6	at KC	L	4-1	Bubic/Povich/Estévez	4-6	5 th	-2.5	19,098
11	4/7	at AZ	W	5-1	Eflin/Gallen	5-6	T-4 th	-1.5	20,333
12	4/8	at AZ	L	4-3	Kelly/Morton/Martinez	5-7	4 th	-2.0	23,843
13	4/9	at AZ	L	9-0	Pfaadt/Kremer	5-8	5 th	-2.5	22,411
	4/10	OFF DAY				5-8	5 th	-2.5	
	4/11	vs. TOR	**POSTPONED**		Rescheduled for 7/29 (DH)		5-8	5 th	-2.5
14	4/12	vs. TOR	W	5-4	Baker/Francis/Bautista	6-8	T-4 th	-2.0	22,130
15	4/13	vs. TOR	L	7-6 (10)	Hoffman/Bowman	6-9	5 th	-2.5	27,193
	4/14	OFF DAY				6-9	5 th	-2.5	
16	4/15	vs. CLE	L	6-3	Allen/Morton/Clase	6-10	5 th	-3.5	14,203
17	4/16	vs. CLE	W	9-1	Kremer/Williams	7-10	5 th	-3.5	13,964
18	4/17	vs. CLE	W	6-2	Sugano/Bibee	8-10	4 th	-3.5	16,201
19	4/18	vs. CIN	L	8-3	Abbott/Povich	8-11	4 th	-4.5	42,587*
20	4/19	vs. CIN	W	9-5	Dominguez/Greene/Bautista	9-11	4 th	-3.5	28,534
21	4/20	vs. CIN	L	24-2	Rogers/Morton/Wynne	9-12	4 th	-4.5	19,053
	4/21	OFF DAY				9-12	4 th	-4.0	
22	4/22	at WSH	L	7-0	Parker/Kremer	9-13	4 th	-4.0	29,504
23	4/23	at WSH	L	4-3	López/Soto/Finnegan	9-14	5 th	-5.0	22,246
24	4/24	at WSH	W	2-1	Povich/Gore/Bautista	10-14	5 th	-4.5	23,058
	4/25	at DET	**POSTPONED**		Rescheduled for 4/26 (DH)		10-14	5 th	-4.0
25	4/26-1	at DET	L	4-3	Mize/Young/Vest	10-15			28,509
26	4/26-2	at DET	L	6-2	Hurter/Morton	10-16	5 th	-5.0	21,422
27	4/27	at DET	L	7-0	Skubal/Kremer	10-17	5 th	-6.5	28,613
28	4/28	vs. NYY	W	4-3	Sugano/Warren/Bautista	11-17	5 th	-5.5	22,775
29	4/29	vs. NYY	L	15-3	Rodón/Gibson	11-18	5 th	-6.5	22,164
30	4/30	vs. NYY	W	5-4	Baker/Carrasco/Bautista	12-18	5 th	-5.5	22,381
APRIL TOTALS: 9-16			TEAM ERA: 5.64		TEAM AVG: .206				
	5/1	OFF DAY				12-18	5 th	-5.5	
31	5/2	vs. KC	W	3-0	Kremer/Wacha/Bautista	13-18	5 th	-5.5	26,364
32	5/3	vs. KC	L	4-0	Bubic/Sugano	13-19	5 th	-5.5	19,348
33	5/4	vs. KC	L	11-6	Zerpa/Cano	13-20	5 th	-5.5	31,956
	5/5	OFF DAY				13-20	5 th	-5.0	
34	5/6	at MIN	L	9-1	López/Povich	13-21	5 th	-6.0	19,779
35	5/7	at MIN	L	5-2	Coulombe/Morton/Duran	13-22	5 th	-7.0	16,417
36	5/8	at MIN	L	5-2	Jax/Cano/Duran	13-23	5 th	-7.5	17,410
37	5/9	at LAA	W	4-1	Sugano/Hendricks/Bautista	14-23	5 th	-7.5	30,778
38	5/10	at LAA	L	5-2	Kochanowicz/Gibson	14-24	5 th	-7.5	27,975
39	5/11	at LAA	W	7-3	Eflin/Ty. Anderson	15-24	5 th	-8.0	29,460
	5/12	OFF DAY				15-24	5 th	-8.0	
	5/13	vs. MIN	**POSTPONED**		Rescheduled for 5/14 (DH)		15-24	5 th	-7.5
40	5/14-1	vs. MIN	L	6-3	Stewart/Kremer/Duran	15-25	5 th	-8.5	
41	5/14-2	vs. MIN	L	8-6	Funderburk/Cano/Sands	15-26	5 th	-9.0	10,169
42	5/15	vs. MIN	L	4-0	Paddock/Sugano	15-27	5 th	-9.5	30,926
43	5/16	vs. WSH	L	4-3	López/Bautista/Finnegan	15-28	5 th	-10.5	21,171
44	5/17	vs. WSH	L	10-6	Irvin/Gibson	15-29	5 th	-10.5	28,208
45	5/18	vs. WSH	L	10-4	Soroka/Eflin	15-30	5 th	-11.5	37,264
46	5/19	at MIL	L	5-4	Uribe/Cano/Megill	15-31	5 th	-12.0	22,319
47	5/20	at MIL	L	5-2	Henderson/McDermott/Uribe	15-32	5 th	-13.0	22,778
48	5/21	at MIL	W	8-4 (11)	Baker/Alexander	16-32	5 th	-13.0	30,554
	5/22	at BOS	**POSTPONED**		Rescheduled for 5/23 (DH)		16-32	5 th	-13.5
49	5/23-1	at BOS	L	19-5	Whitlock/Dominguez	16-33	5 th	-14.0	31,150
	5/23-2	at BOS	**POSTPONED**		Rescheduled for 5/24 (DH)		16-33	5 th	-13.5
50	5/24-1	at BOS	L	6-5 (10)	Weissert/Soto	16-34	5 th	-14.5	30,958
51	5/24-2	at BOS	W	2-1	Kittredge/Bernardino/Dominguez	17-34	5 th	-14.0	34,604
52	5/25	at BOS	W	5-1	Kremer/Buehler	18-34	5 th	-14.0	36,824
53	5/26	vs. STL	W	5-2	Morton/Fedde/Bautista	19-34	5 th	-14.0	21,717
54	5/27	vs. STL	L	7-4	Matz/Baker/Helsley	19-35	5 th	-15.0	13,779
55	5/28	vs. STL	L	6-4	King/Povich/Helsley	19-36	5 th	-16.0	14,491
	5/29	OFF DAY				19-36	5 th	-16.0	
56	5/30	vs. CWS	W	2-1	Eflin/Burke/Bautista	20-36	5 th	-15.0	22,108
57	5/31	vs. CWS	W	4-2	Kremer/Martin/Bautista	21-36	5 th	-14.0	23,470
MAY TOTALS: 9-18			TEAM ERA: 5.21		TEAM AVG: .250				
58	6/1	vs. CWS	W	3-2	Morton/Houser/Baker	22-36	5 th	-14.0	33,037
	6/2	OFF DAY				22-36	5 th	-14.0	
59	6/3	at SEA	W	5-1	Sugano/Kirby	23-36	5 th	-14.0	21,089
60	6/4	at SEA	W	3-2	Cano/Vargas/Bautista	24-36	5 th	-13.0	19,231
61	6/5	at SEA	W	4-3	Eflin/Woo/Baker	25-36	5 th	-13.0	27,887
62	6/6	at ATH	L	5-4	Sears/Kremer/Miller	25-37	5 th	-14.0	8,424
63	6/7	at ATH	W	7-4	Akin/Severino/Bautista	26-37	5 th	-13.0	9,185
64	6/8	at ATH	L	5-1	Newcomb/Sugano	26-38	5 th	-13.0	8,836
	6/9	OFF DAY				26-38	5 th	-13.0	
65	6/10	vs. DET	6:35 PM	MASN2					
66	6/11	vs. DET	6:35 PM	MASN2					
67	6/12	vs. DET	6:35 PM	MASN2					
68	6/13	vs. LAA	7:05 PM	Apple TV+					
69	6/14	vs. LAA	4:05 PM	MASN					
70	6/15	vs. LAA	1:35 PM	MASN					
71	6/16	at TB	7:35 PM	MASN2					
72	6/17	at TB	7:35 PM	MASN2					
73	6/18	at TB	7:35 PM	MASN2					
74	6/19	at TB	7:35 PM	MASN2					
75	6/20	at NYY	7:05 PM	MASN					
76	6/21	at NYY	1:05 PM	MASN					
77	6/22	at NYY	11:35 AM	Roku					
78	6/23	vs. TEX	6:35 PM	MASN					
79	6/24	vs. TEX	6:35 PM	MASN					
80	6/25	vs. TEX	6:35 PM	MASN					
	6/26	OFF DAY							
81	6/27	vs. TB	7:05 PM	Apple TV+					
82	6/28	vs. TB	4:05 PM	MASN					
83	6/29	vs. TB	1:35 PM	MASN					
84	6/30	at TEX	8:05 PM	MASN					
JUNE TOTALS: 5-2			TEAM ERA: 2.95		TEAM AVG: .250				
85	7/1	at TEX	8:05 PM	MASN					
86	7/2	at TEX	8:05 PM	MASN					
	7/3	OFF DAY							
87	7/4	at ATL	7:15 PM	MASN					
88	7/5	at ATL	4:10 PM	MASN2					
89	7/6	at ATL	11:35 AM	Roku					
	7/7	OFF DAY							
90	7/8	vs. NYM	6:35 PM	MASN					
91	7/9	vs. NYM	7:05 PM	MASN					
92	7/10	vs. NYM	1:05 PM	MASN					

	DATE	OPP.	W-L	SCORE	WP/LP/SV	REC	POS	GA/GB	ATT.
93	7/11	vs. MIA	7:05 PM	MASN					
94	7/12	vs. MIA	4:05 PM	MASN					
95	7/13	vs. MIA	1:35 PM	MASN					
	7/14	Home Run Derby (Truist Park - Atlanta, GA)							
	7/15	MLB All-Star Game (Truist Park - Atlanta, GA)							
	7/16-17	All-Star Break							
96	7/18	at TB	7:35 PM	MASN2					
97	7/19	at TB	7:05 PM	MASN2					
98	7/20	at TB	12:10 PM	MASN2					
99	7/21	at CLE	6:40 PM	MASN2					
100	7/22	at CLE	6:40 PM	MASN2					
101	7/23	at CLE	6:40 PM	MASN2					
102	7/24	at CLE	1:10 PM	MASN					
103	7/25	vs. COL	7:05 PM	MASN					
104	7/26	vs. COL	7:05 PM	MASN					
105	7/27	vs. COL	1:35 PM	MASN					
106	7/28	vs. TOR	6:35 PM	MASN					
107	7/29-1	vs. TOR	12:35 PM	MASN					
108	7/29-2	vs. TOR	6:35 PM	MASN					
109	7/30	vs. TOR	12:35 PM	MASN					
JULY TOTALS:		0-0	TEAM ERA: ---		TEAM AVG: ---				
110	8/1	at CHC	2:20 PM	MASN2					
111	8/2	at CHC	2:20 PM	MASN2 FS1*					
112	8/3	at CHC	2:20 PM	MASN2					
113	8/4	at PHI	6:45 PM	MASN					
114	8/5	at PHI	6:45 PM	MASN					
115	8/6	at PHI	12:35 PM	MASN					
	8/7	OFF DAY							
116	8/8	vs. ATH	7:05 PM	MASN					
117	8/9	vs. ATH	7:05 PM	MASN					
118	8/10	vs. ATH	1:35 PM	MASN					
	8/11	OFF DAY							
119	8/12	vs. SEA	6:35 PM	MASN					
120	8/13	vs. SEA	6:35 PM	MASN					
121	8/14	vs. SEA	1:05 PM	MASN2					
122	8/15	at HOU	8:10 PM	MASN2					
123	8/16	at HOU	7:10 PM	MASN2					
124	8/17	at HOU	2:10 PM	MASN					
125	8/18	at BOS	7:10 PM	MASN					
126	8/19	at BOS	7:10 PM	MASN					
	8/20	OFF DAY							
127	8/21	vs. HOU	7:15 PM	FOX					
128	8/22	vs. HOU	7:05 PM	MASN					
129	8/23	vs. HOU	7:05 PM	MASN					
130	8/24	vs. HOU	1:35 PM	MASN					
131	8/25	vs. BOS	6:35 PM	MASN					
132	8/26	vs. BOS	6:35 PM	MASN					
133	8/27	vs. BOS	6:35 PM	MASN					
134	8/28	vs. BOS	1:05 PM	MASN					
135	8/29	at SF	10:15 PM	MASN2					
136	8/30	at SF	7:15 PM	FOX					
137	8/31	at SF	4:05 PM	MASN2					
AUGUST TOTALS:		0-0	TEAM ERA: ---		TEAM AVG: ---				
138	9/1	at SD	6:40 PM	MASN2					
139	9/2	at SD	9:40 PM	MASN2					
140	9/3	at SD	4:10 PM	MASN2					
	9/4	OFF DAY							
141	9/5	vs. LAD	7:05 PM	MASN					
142	9/6	vs. LAD	7:05 PM	MASN					
143	9/7	vs. LAD	1:35 PM	MASN					
	9/8	OFF DAY							
144	9/9	vs. PIT	6:35 PM	MASN					
145	9/10	vs. PIT	6:35 PM	MASN					
146	9/11	vs. PIT	1:05 PM	MASN					
147	9/12	at TOR	7:07 PM	MASN2					
148	9/13	at TOR	3:07 PM	MASN2					
149	9/14	at TOR	1:37 PM	MASN2					
150	9/15	at CWS	7:40 PM	MASN2					
151	9/16	at CWS	7:40 PM	MASN2					
152	9/17	at CWS	2:10 PM	MASN2					
153	9/18	vs. NYY	7:15 PM	FOX					
154	9/19	vs. NYY	7:05 PM	MASN					
155	9/20	vs. NYY	7:05 PM	MASN					
156	9/21	vs. NYY	1:35 PM	MASN					
	9/22	OFF DAY							
157	9/23	vs. TB	6:35 PM	MASN2					
158	9/24	vs. TB	6:35 PM	MASN2 FS1*					
159	9/25	vs. TB	1:05 PM	MASN					
160	9/26	at NYY	7:05 PM	MASN					
161	9/27	at NYY	1:05 PM	MASN					
162	9/28	at NYY	3:05 PM	MASN					
SEPTEMBER TOTALS:		0-0	TEAM ERA: ---		TEAM AVG: ---				
*Indicates home sellout									
*Indicates out-of-market broadcast									
Pitchers in CAPS indicates complete game									
All times listed are Eastern									
MASN and MASN2 games can also be streamed locally via MASN+									
All games broadcast on the Orioles Radio Network and 98 Rock 97.9 FM/HD2 & WBAL NewsRadio 1090 AM/101.5 FM									
<div><div><div></div><div></div></div><div><div></div><div></div></div></div>									
DELAYS & POSTPONEMENTS									
DATE	OPPONENT (Reason)			TIME (Delay)		RESULT			
5/28	vs. STL (rain)			0:31 (top 1 st)		L, 6-4			
5/24 (G1)	at BOS (rain)			0:26 (top 1 st)		L, 6-5			
5/23 (G2)	at BOS (rain)			Postponed		Rescheduled for a DH on 5/23			
5/22	at BOS (rain)			Postponed		L, 4-3			
5/16	vs. WSH (inclement weather)			0:12 (top 1 st)		L, 4-3			
5/13	vs. MIN (inclement weather)			Postponed		Rescheduled for a DH on 5/14			
5/3	vs. KC (rain)			0:57 (top 2 nd)		L, 4-0			
4/25	at DET (inclement weather)			Postponed		Rescheduled for a DH on 4/26			
4/11	vs. TOR (rain)			Postponed		Rescheduled for a DH on 7/29			
TOTAL TIME OF DELAYS: 2:06 (21:58 in 2024)									
COLDEST GAME TIME TEMPERATURE: 45 degrees, April 5 at Kansas City (W, 8-1)									
WARMEST GAME TIME TEMPERATURE: 89 degrees, 2x, last: May 11 at Los Angeles-AL (W, 7-3)									