

BALTIMORE ORIOLES (69-78) at TORONTO BLUE JAYS (85-62)

RHP Tomoyuki Sugano (10-8, 4.51) vs. RHP Max Scherzer (5-3, 4.36)

Saturday, September 13, 2025 • 3:07 p.m. ET • Rogers Centre • Toronto, ON, CAN

TV: MASN2 • Radio: 98 Rock 97.9 FM/HD2 & WBAL NewsRadio 1090 AM/101.5 FM

Game No. 148

Road Game No. 74

O's AT A GLANCE	
Overall	69-78
Home	36-38
Road	33-40
Day	33-30
Night	36-48
Current Streak	1-1
Last 5 Games	3-2
Last 10 Games	8-2
March	3-2
April	9-16
May	9-18
June	16-11
July	13-12
August	11-17
September	8-2
vs. LHSP	20-23
vs. RHSP	49-55
Series Opener	24-24
Series Opener at Home	14-10
Series Opener on Road	10-14
By Series	17-26-4
By Home Series	11-12-1
By Road Series	6-14-3
Rubber Games	8-15
Sweeps/Were Swept	7-5
Scored First	47-24
Opponent Scored First	22-54
1-run games	25-22
Comeback Wins	29-35
Last AB Wins	11-15
Walkoff Wins	5-3
Extra Innings	6-5
Led After 6	53-8
Led After 7	58-9
Led After 8	64-2
Tied After 6	9-10
Tied After 7	6-7
Tied After 8	4-6
Behind After 6	7-60
Behind After 7	5-62
Behind After 8	1-70
vs. AL Teams	45-54
vs. AL East	19-21
vs. AL Central	9-19
vs. AL West	17-14
vs. NL Teams	24-24
vs. NL East	8-10
vs. NL Central	7-8
vs. NL West	9-6
Hit 0 HR	13-36
Hit 1+ HR	56-42
Hit 2+ HR	28-17
Scored 3 or Fewer Runs	17-56
Scored 4 or More Runs	52-22
Allowed 3 or Fewer Runs	55-8
Allowed 4 or More Runs	14-70
More Hits than Opponent	44-13
Fewer Hits than Opponent	22-61
Committed No Errors	50-38
Committed 1 or More Errors	19-40
Starter Goes at least 5 inn	57-41
Starter Goes at least 6 inn	38-16
Starter Goes at least 7 inn	17-5

BIRDLAND BITES: The Orioles continue their penultimate road trip of the year today, a six-game swing against the Blue Jays (0-1, 2 to play) and White Sox (3 to play)...Baltimore continues a stretch of 13 games in as many days with the club's next scheduled off day on Monday, September 22...The O's are 50-42 (.543) since May 30, tied for the fourth-best winning percentage in the AL with the Astros, behind the Blue Jays (57-34, .626), Red Sox (54-36, .600), and Rangers (51-40, .560).

👤 With last night's loss, the Orioles were officially eliminated from the AL East race.

👤 O's batters have combined to strike out 10+ times in 11 of the last 12 games since August 30 and in 19 of the last 25 games since August 16...Since August 1, the team's 371 strikeouts are second most in the majors behind the Angels (408 K).

👤 The Baltimore bullpen surrendered five runs in 3.0 innings of work last night after allowing six runs (5 ER) in the first nine games this month.

THE 200 WIN CLUB: Tomoyuki Sugano is scheduled to start today opposite Max Scherzer...In Sugano's previous two starts, he pitched opposite LAD's Clayton Kershaw (9/7 at Camden Yards) and SF's Justin Verlander (8/31 at Oracle Park)...Sugano is set to become the second pitcher in Orioles history to face a 200-game winner entering that start, joining **Dave Schmidt** in 1987 on July 5 at Minnesota (Bert Blyleven), July 10 vs. Minnesota (Bert Blyleven), and July 12 vs. Minnesota (Joe Niekro), per the *Elias Sports Bureau*.

👤 The last MLB pitcher to face a 200-game winner in three consecutive starts is WSH's Jason Bergmann from September 25, 2007-April 3, 2008 when he faced Tom Glavine and Jamie Moyer twice...The pitcher to do so within one season is FLA's Scott Olsen in 2006, when he faced Moyer and Glavine twice each from September 8-24.

OPENING STATEMENTS: The Baltimore starting rotation has a 3.62 ERA (64 ER/159.0 IP) in 30 games since August 10, the sixth-best rotation ERA in the majors during that time behind New York-AL (2.66 ERA), Pittsburgh (3.51 ERA), Los Angeles-NL and Texas (both 3.55 ERA), and Houston (3.61 ERA)...Entering this stretch, O's starters posted a 4.98 ERA (331 ER/597.2 IP) with only the Rockies (6.52 ERA) having a worse ERA from the rotation during that span.

HOLLIDAY SEASON: Jackson Holliday has a 13-game on-base streak since August 28, the longest active stretch by an Oriole, while hitting in five straight games since September 6...This marks his sixth streak of reaching base at least 10 consecutive games of the season after having no such stretches last year...His career long is 15 games from June 14-30, while he also had a 14-gamer from May 26-June 11.

👤 He paces the Birds with 17 home runs, one ahead of **Gunnar Henderson** (16 HR)...The only Oriole under 22 years old to finish the season leading the club in homers is **Eddie Murray** (27 HR, 1977).

👤 Holliday's 17 long balls are the fifth most by an Oriole in their age-21 season or younger (as of age of July 1 of season) in team history (since 1954), trailing **Cal Ripken, Jr.** (28 HR, 1982), **Eddie Murray** (27 HR, 1977), **Boog Powell** (25 HR, 1963), and **Curt Blefary** (22 HR, 1965), per *Stats Perform*.

👤 Holliday owns a .468 on-base percentage against right-handed pitchers since August 17, the sixth-highest mark in MLB (min. 57 PA) behind PHI's Harrison Bader (.500 OBP), TOR's Bo Bichette (.493 OBP), CHC's Ian Happ (.481 OBP), NYM's Juan Soto (.479 OB), and **Dylan Beavers** (.476 OBP).

LEAVE IT TO BEAVERS: Dylan Beavers has reached base safely in 19 of his first 22 career games since debuting on August 16, slashing .303/.446/.424 (20-for-66) with five doubles, one homer, 10 runs scored, eight RBI, 17 walks, and one stolen base...He's reached base in 10 consecutive games since August 30.

👤 He has reached base safely 37 times to begin his career, tying **Ryan Mountcastle** (2020) for the second most through a player's first 22 career games in team history (since 1954)...**Billy Ripken** (1987) holds the record with 39...Ripken also has the most through 23 games (41 TOB).

👤 Beavers has drawn a walk in 13 of his 22 career games, including multiple free passes four times...His 17 walks are the second most through an O's first 22 career games behind **Glenn Gulliver** (18 BB, 1982).

👤 Since making his debut on August 16, he's averaging 4.39 pitches per plate appearance, tied for sixth in the majors during that span.

NIP AND TUCK: Baltimore has played an MLB-high 25 one-run affairs (13-12) since the All-Star break, six more than Cleveland and Seattle...The Birds opened the year playing 22 one-run games (12-10) through July 13, tied for second fewest in MLB ahead of the Tigers (21 G).

IT TAKES A VILLAGE: Baltimore has used a franchise record 67 players this season, surpassing the previous team record held by the 2021 Orioles (62 players)...The 67 players used are second most in MLB behind the Braves (68 players).

👤 The O's have used 38 different pitchers this year (including position players), tied for the second most in a season with 2019...The team record is 42 in 2021.

👤 The Orioles have had 34 different position players appear in a game, the most by a major league team since 2022 (37, SF; 34, LAA, OAK, PIT) and tied for the most in a season in franchise history with 1955.

👤 The Orioles have had 23 players hit a home run for the team, breaking the team record (since 1954)...That's the most players to homer by one MLB team since 2024 (SF, 23).

👤 Baltimore has had 19 players steal a base, breaking the O's record.

👤 The Birds have used seven different players at catcher, setting the franchise record...The last MLB club to use at least seven catchers in a single season was the 2023 Cleveland Guardians (also 7)...The last to use eight were the 2022 Pirates.

PLAYING THE BLUES: Baltimore and Toronto wrap up the season series this weekend at Rogers Centre...The Orioles need one win to clinch a third consecutive winning year against the Blue Jays...The last time that happened was 2012-14...Since the start of 2023, the O's are 23-14 (.622) against the Jays.

👤 **Ryan Mountcastle** has 19 home runs and a .923 OPS against Toronto in his career, though he's 4-for-24 (.167 AVG) with one homer this season...Since he debuted in 2020, his 19 home runs are the third most by one player against the Blue Jays behind NYY's Aaron Judge (23 HR) and TOR's Anthony Santander (20 HR), who hit his as a member of the O's.

O's vs. BLUE JAYS		
Current Streak		L2
2025 Record		6-5
at Oriole Park at Camden Yards		4-2
at Rogers Centre		2-3
All-Time (since 1977)		344-398
at Home		192-177
on Road		152-221
2025 Schedule		
Date	Score	Win/Loss/Save
3/27	W, 12-2	Eflin/Berrios
3/28	L, 8-2	Gausman/Morton
3/29	W, 9-5	Kremer/Lovelady
3/30	L, 3-1	Bassitt/Sugano/Hoffman
4/12	W, 5-4	Baker/Francis/Bautista
4/13	L, 7-6 (10)	Hoffman/Bowman
7/28	W, 11-4	Martin/Bassitt
7/29-1W, 16-4		Morton/Lucas
7/29-2W, 3-2		Kittredge/Hoffman/Martin
7/30	L, 9-8	Fluhart/Cano/Hoffman
9/12	L, 6-1	Fisher/Enns
9/13		3:07 p.m. ET
9/14		1:37 p.m. ET
Indicates Home		

O's on the Road	
Record	33-40
Team AVG/OBP/SLG	.230/.300/.368
Fielding Errors	48
Team ERA	4.61 (322 ER/629.0 IP)
Starters ERA	4.58 (190 ER/373.1 IP)
Bullpen ERA	4.68 (133 ER/255.2 IP)
Saves/Opps	17/26
Best Road Trip	.800 (4-1), 8/15-19
Worst Road Trip	.167 (1-5), 4/22-27

PATIENCE IS A VIRTUE	
Most Walks Since August 9	
1. Aaron Judge (NYY).....	25 G (13-12)
2. Juan Soto (NYM).....	19 G (12-7)
3. Shohei Ohtani (LAD)	19 G (11-8)
4. Jackson Holliday (BAL)	18 G (10-8)
5. Mike Trout (LAA)	17 G (8-9)
	Los Angeles Angels.....17 G (8-9)

TIGHT SQUEEZE	
Most One-Run Games Since the All-Star Break (7/18)	
1. Baltimore Orioles	25 G (13-12)
2. Cleveland Guardians	19 G (12-7)
3. Seattle Mariners	19 G (11-8)
4. Chicago Cubs	18 G (10-8)
5. Cincinnati Reds	17 G (8-9)
	Los Angeles Angels.....17 G (8-9)

UPCOMING MILESTONES	
Dylan Carlson	5 RBI shy of 200
Gunnar Henderson	2 2B shy of 100
Jackson Holliday	5 R shy of 100
Ryan Mountcastle	4 HR shy of 100

THIS DATE IN O'S HISTORY	
September 13, 1971 - Frank Robinson hits a home run in both games of a doubleheader vs. Detroit to become the 11 th player in major league history with 500 career homers. Robinson finishes his career with 586, which ranked fourth in MLB history at the time in 1976.	

UPCOMING SCHEDULE					
DATE	OPPONENT	TIME	ORIOLES STARTER	OPPONENT STARTER	TV
September 14	at Toronto	1:37 p.m. ET	TBA	RHP Shane Bieber (2-1, 4.30)	MASN2
MASN and MASN2 games can also be streamed locally via MASN+ ...All games broadcast on the Orioles Radio Network and 98 Rock 97.9 FM/HD2 & WBAL NewsRadio 1090 AM/101.5 FM					

#19 TOMOYUKI SUGANO RHP



10-8, 4.51 ERA

HT: 6-1 WT: 200
DOB: 10/11/89 Age: 35
Bats: R Throws: R

PITCH TYPE (2025)	USAGE	AVG. VELOCITY
Splitter	23.7%	87.3 mph
Fastball	19.4%	92.7 mph
Sweeper	19.2%	83.6 mph
Sinker	15.2%	92.9 mph
Cutter	12.6%	88.1 mph
Curveball	10.0%	78.2 mph

QUICK HITS: Set to make his 28th career MLB start...Is the third-ever Japanese player for the Orioles, joining right-handed relievers **Shintaro Fujinami** (2023) and **Koji Uehara** (2009-11)...In his March 30 debut at Toronto, at 35 years, 170 days old, became the oldest Japanese player to make his MLB debut since NYM's Ken Takahashi (40-016) on May 2, 2009 at Philadelphia...Is the 10th Japanese-born rookie pitcher to record 10+ wins in a season (last: CHC's Shota Imanaga in 2024 - 15 W).

LAST TIME OUT: Took the loss on September 7 vs. Los Angeles-NL after working a career-low 3.0+ innings, allowing four runs (3 ER) on seven hits and a career-high-tying three home runs (also 6/27 vs. TB) with zero walks and one strikeout...Exited the game with right foot discomfort in the fourth inning and left with two runners on, one of which scored Threw 67 pitches, 42 strikes.
⚡ Has suffered losses in a career-high three straight starts.

BIRDS FLY NORTH: Sugano is set to make his third career start opposite Toronto, having gone 0-1 with a 5.19 ERA (5 ER/8.2 IP)...Made his MLB debut at Rogers Centre on March 30...On April 12 at Camden Yards, failed to strike out a single Blue Jay over 4.2 innings, marking his only career outing without a punchout.

BATTLING THE LEGENDS: Today, Sugano is opposed by Max Scherzer, who enters his start with 221 career wins...In each of Sugano's prior two starts on August 31 at San Francisco and September 7 vs. Los Angeles-NL, he faced a pair of starters with 200+ career wins in Justin Verlander (265 W) and Clayton Kershaw (222 W).
⚡ According to the *Elias Sports Bureau*, the last MLB starter to make three straight outings against opponents with 200+ career wins was WSH's Jason Bergmann, who faced Tom Glavine and made back-to-back start opposite Jamie Moyer from September 25, 2007-April 3, 2008.
⚡ The last occurrence in a single season was FLA's Scott Olsen from September 8-24, 2006...Olsen faced both Glavine and Moyer twice during a four-start stretch during that period.

UPS AND DOWNS: Over his last three starts, Sugano owns a 10.22 ERA (14 ER/12.1 IP) with opponents slashing .397/.419/.776 (23-for-58)...This follows a five-start stretch from July 27-August 19 in which he went 3-0 with a 1.91 ERA (6 ER/28.1 IP) and opponents slashing .214/.265/.301 (22-for-103).
⚡ Left-handed hitters are 13-for-30 (.433) with one double, one triple, five home runs, and 10 RBI against him over his last three outings...During his previous five starts, Sugano limited lefties to a .192 (10-for-52) average with three doubles, one triple, zero home runs, and one RBI.

WISE BEYOND HIS YEARS: Sugano has made five starts of 7.0+ innings, the most among all MLB rookies ahead of ATH's Jacob Lopez (4 GS).
⚡ Sugano's 10 wins are tied with CHC's Cade Horton for the most among all MLB rookies, while ranking second in innings pitched (143.2 IP) behind NYY's Will Warren (147.0 IP)...He is seeking to become the fourth O's pitcher to lead all rookies in wins and innings in a season in club history (since 1954) along with **Daniel Cabrera** (2004), **Wally Bunker** (1964), and **Chuck Estrada** (1960), per *Stats Perform*.

HOME RUN HOMEWORK: Sugano has permitted a total of 22 home runs from innings one through three, the most in MLB ahead of WSH's Jake Irvin (20 HR).
⚡ Of the 27 homers he has allowed overall, 19 have been solo shots and four have come with one runner on base...The 19 solo homers are tied for fourth most in MLB behind CIN's Zack Littell (26 HR), ATH's Jeffrey Springs (21 HR), and SEA's Bryan Woo (20 HR).
⚡ The 19 solo shots are the most allowed by an Orioles starter since **Gabriel Ynoa** (23 HR) in 2019.

TOP OF MIND: Opposing one-hole hitters are slashing .370/.425/.644 (27-for-73) with six home runs off Sugano...His 1.069 OPS allowed against one-hole hitters is third highest in the majors (min. 75 BF) ahead of COL's Kyle Freeland (1.197 OPS) and CWS' Shane Smith (1.123 OPS).

2025 & CAREER SPLITS

2025						CAREER (NPB)						
	W-L	ERA	G/S	IP	ER	W-L	ERA	G/S	IP	ER		
Home	7-4	4.31	14/14	77.1	37	*66-35	2.19	126/126	879.1	214		
Road	3-4	4.75	13/13	66.1	35	*57-33	2.54	123/122	801.2	226		
Day	3-5	5.12	12/12	58.0	33			n/a				
Night	7-3	4.10	15/15	85.2	39			n/a				
	AVG	AB	H	HR	BB	K	AVG	AB	H	HR	BB	K
vs. Left	.278	302	84	18	20	49	*.232	3320	769	61	162	672
vs. Right	.273	271	74	9	15	47	*.211	3006	633	71	148	758
TOTALS	.276	573	158	27	35	96	.224	7013	1568	142	347	1585
*season split breakdown since 2014												

RUN SUPPORT (as starter in '25)	RUNS ALLOWED BY INNING IN 2025	MISCELLANEOUS 2025 STATS
0 Runs 7	1 st 20	WHIP1.34
1 Run 3	2 nd 16	K/96.01
2 Runs 1	3 rd 15	BB/92.19
3 Runs 7	4 th 12	QS 9
4 Runs 3	5 th 8	#P/IP16.3
5 Runs 2	6 th 3	
6 Runs 2	7 th 2	<u>Opponents</u>
7 Runs 1	8 th 0	AVG276
8 Runs 1	9 th --	OBP323
9 Runs --	Total 76	SLG464
10+ Runs..... --		OPS787
Total 75		
RSA/9 4.70		

2025 HIGHS

Innings: 7.1, 5/9 at LAA
Hits: 10, 2x, last: 8/31 at SF
Runs: 7, 2x, last: 8/31 at SF
Earned Runs: 7, 2x, last: 8/31 at SF
Strikeouts: 8, 2x, last: 7/27 vs. COL
Walks: 4, 7/21 at CLE
Home Runs: 3, 2x, last: 9/7 vs. LAD
Winning Streak: 4, 7/10 (G2)-8/14
Losing Streak: 3, 8/25-pres.
Shortest Start: 3.0 IP, 9/7 vs. LAD
Pitches Thrown: 103, 4, 5/15 vs. MIN
Low-Hit CG: --

*CAREER HIGHS (NPB)

Innings: 9.0, 38x, last: 7/28/24 at DNA
Hits: 12, 4/25/19 at YAK
Runs: 10, 5/15/19 vs. HAN
Earned Runs: 9, 6/24/16 at DNA
Strikeouts: 13, 2x, last: 5/11/18 vs. CHN
Walks: 5, 6/10/16 at FUK
Home Runs: 4, 7/18/22 at YAK
Winning Streak: 13, 6/19-10/6/20
Losing Streak: 4, 4/30-8/26/20
Shortest Start: 0.1 IP, 7/17/23 vs. YAK
Pitches Thrown: N/A
Low-Hit CG: 2, 3x, last: 4/28/18 vs. YAK

**game logs available beginning in 2014*

SUGANO vs. TOR

PLAYER	AVG	AB	H	HR	RBI
Barger	.—	—	—	—	—
Clement	.—	—	—	—	—
France	.000	1	0	0	0
Giménez	.500	4	2	0	0
Guerrero Jr.	.600	5	3	0	1
Heineman	.000	2	0	0	0
Kiner-Falefa	.—	—	—	—	—
Kirk	.000	1	0	0	0
Loperfido	.—	—	—	—	—
Lukes	.000	1	0	0	0
Schneider	.—	—	—	—	—
Springer	.250	4	1	0	2
Straw	.000	2	0	0	0
Varsho	.—	—	—	—	—

SCHERZER vs. BAL

PLAYER	AVG	AB	H	HR	RBI
Basallo	.—	—	—	—	—
Beavers	.—	—	—	—	—
Carlson	.154	13	2	0	0
Cowser	.500	4	2	2	2
Henderson	.250	4	1	0	1
Holliday	.000	1	0	0	0
A. Jackson	.—	—	—	—	—
J. Jackson	.—	—	—	—	—
Mateo	.333	3	1	0	0
Mayo	.—	—	—	—	—
Mountcastle	.000	3	0	0	0
O'Neill	.000	6	0	0	0
Rivera	.000	3	0	0	0
Vázquez	.—	—	—	—	—

SUGANO'S 2025 STARTS

DATE	OPP	SCORE	WHEN LEFT	DEC	IP	H	R	ER	BB	K	HR	PIT	STR
3/30	at TOR	1-3	1-2	L	4.0	4	2	2	2	1	0	73	45
4/5	at KC	8-1	6-1	W	5.1	5	1	1	1	4	1	89	59
4/12	vs. TOR	5-4	0-3	ND	4.2	8	3	3	2	0	1	73	45
4/17	vs. CLE	6-2	6-2	W	7.0	5	2	2	0	3	2	87	55
4/23	at WSH	3-4	3-3	ND	7.0	5	3	3	0	1	2	94	56
4/28	vs. NYY	4-3	4-0	W	5.0	5	0	0	1	8	0	95	59
5/3	vs. KC	0-4	0-2	L	6.0	4	2	2	2	4	1	79	53
5/9	at LAA	4-1	3-1	W	7.1	3	1	1	0	5	0	93	65
5/15	vs. MIN	0-4	0-4	L	6.1	6	4	4	1	3	2	103	62
5/21	at MIL	8-4	1-2	ND	6.0	5	2	2	1	3	1	88	60
5/27	vs. STL	4-7	4-3	ND	5.1	8	3	3	0	3	1	91	59
6/3	at SEA	5-1	3-1	W	7.0	5	1	1	1	5	1	90	58
6/8	at ATH	1-5	1-4	L	4.1	8	4	3	1	2	0	87	56
6/14	vs. LAA	6-5	3-3	ND	4.2	6	3	3	2	4	1	80	46
6/20	at NYY	5-3	2-3	ND	3.2	7	3	3	3	4	1	89	56
6/27	vs. TB	22-8	5-7	W	5.0	9	7	7	1	2	3	86	54
7/2	at TEX	0-6	0-6	L	4.2	10	6	6	1	5	2	79	51
7/10 (G2)	vs. NYM	7-3	5-3	W	6.0	4	3	3	3	2	0	99	60
7/21	at CLE	5-10	5-4	ND	3.2	6	4	3	4	4	1	90	50
7/27	vs. COL	5-1	4-1	W	6.0	4	1	1	2	8	1	91	63
8/2	at CHC	4-3	0-3	ND	5.0	5	3	3	1	5	0	95	58
8/8	vs. ATH	3-2	3-1	W	7.0	5	1	1	2	4	0	91	56
8/14	vs. SEA	5-3	5-0	W	5.1	3	1	1	1	2	0	81	51
8/19	at BOS	4-3	3-1	ND	5.0	5	1	0	0	3	0	85	54
8/25	vs. BOS	3-4	3-4	L	6.0	6	4	4	2	6	2	87	55
8/31	at SF	2-13	0-7	L	3.1	10	7	7	1	4	1	80	48
9/7	vs. LAD	2-5	0-3	L	3.0	7	4	3	0	1	3	67	42
TOTALS					10-8	143.2	158	76	72	35	96	2342	1476 (63.0%)

TOMORROW'S STARTER: TBA

Tomorrow's starter has yet to be announced.



PITCHER	LAST OUTING	DEC.	IP	H	R	ER	BB	K	RETIRED/1 ST BF	IR/SCORED	SV/OPP	INNINGS-HIGH	STRIKEOUTS-HIGH
Akin	9/11 vs. PIT	SV	1.0	1	0	0	0	1	38/54	33/5	5/11	2.0 (5x, last: 9/3 at SD)	3 (3x, last: 8/24 vs. HOU)
Cano	9/11 vs. PIT	ND	0.1	1	0	0	0	1	37/60	19/9	2/6	1.1 (4x, last: 8/31 at SF)	3 (2x, last: 6/21 at NYY)
Dubin	9/12 at TOR	ND	1.2	4	3	3	1	1	15/30	12/4	0/1	2.0 (4x, last: 8/30 at SF)	3 (3x, last: 9/3 at SD)
Enns	9/12 at TOR	L	1.1	3	2	2	1	0	9/17	6/2	1/1	3.0 (7/9 vs. TB w/DET)	5 (8/6 at PHI)
Garcia	9/10 vs. PIT	ND	1.0	0	0	0	1	1	14/21	12/2	--	2.2 (2x, last: 7/18 at ATL w/NYY)	4 (7/28 at SD w/NYM)
Strowd	9/11 vs. PIT	HLD	1.0	1	0	0	1	2	14/19	6/0	--	2.0 (2x, last: 8/28 vs. BOS)	2 (4x, last: 9/11 vs. PIT)
Suárez	9/10 vs. PIT	W	1.0	0	0	0	0	1	2/4	2/2	--	3.0 (9/6 vs. LAD)	2 (3/28 at TOR)
Wolfram	9/11 vs. PIT	W	1.0	1	0	0	0	1	13/19	4/3	--	2.0 (6x, last: 9/7 vs. LAD)	4 (7/10 [G1] vs. NYM)
2025 TOTALS	4.43 ERA	25-29	544.1	518	301	268	251	564	340/491	199/51	34/53	7.0 (Kremer, 6/12 vs. DET)	10 (Povlich, 8/16 at HOU)

45 • KEEGAN AKIN • LHP4-4 • 5 SV • 3.14 ERA • 57 G (3 GS)

WHIP: 1.34K/9: 8.48BB/9: 4.71
vs. ALL: .226 (47-for-208)vs. LHB: .274 (23-for-84)vs. RHB: .194 (24-for-124)

⚡ Secured his career-high fifth save of the year on 9/11 vs. PIT after tossing 1.0 scoreless inning on one hit with one strikeout...Has thrown three consecutive scoreless appearances (2.1 IP) after allowing runs in two of his previous three (5.0 IP, 3 R)

⚡ Has issued 12 walks in 18 appearances since returning from the IL on 7/29 after walking 10 batters in the previous 24 games from 5/4-6/30

⚡ His 15.2 percent inherited runner scored rate (5 IRS, 33 IR) ranks fifth in MLB...Has allowed four of those to score (9 IR) since 8/13

⚡ Owns a 1.88 ERA (3 ER/14.1 IP) across his last 12 games since 8/13 after registering a 6.75 ERA (7 ER/9.1 IP) over his 10 prior outings from 6/24-8/10

⚡ Opponents are 6-for-61 (.098) with 18 strikeouts against his changeup and 13-for-57 (.228) with 15 strikeouts against his slider, compared to 28-for-90 (.311) with 21 punchouts off his fastball, his most-utilized offering (50.0%)

⚡ His 41.0 percent groundball rate his his highest since 2022 (50.0%, career high)

⚡ Owns a 1.75 ERA (5 ER/25.2 IP) in 25 away games (2 GS) compared to a 4.26 ERA (15 ER/31.2 IP) in 32 games (1 GS) at Oriole Park

78 • YENNIER CANO • RHP3-6 • 2 SV • 4.96 ERA • 60 G

WHIP: 1.41K/9: 8.54BB/9: 3.76
vs. ALL: .264 (52-for-197)vs. LHB: .308 (24-for-78)vs. RHB: .235 (28-for-119)

⚡ Worked 0.1 scoreless inning on one hit with one strikeout on 9/11 vs. PIT...Stranded an inherited runner...Did not allow an inherited runner to score for the first time since 7/6 at ATL (1 IR/0 IRS) after allowing six of eight to score between 8/18-31

⚡ Held a six-game scoreless appearance streak from 8/26-9/7 (6.1 IP), tied for his second-longest stretch of the year (also 6/4-15, 5.0 IP)

⚡ Has a 2.53 ERA (3 ER/10.2 IP) in 12 games since 8/16...Posted an 8.00 ERA (16 ER/18.0 IP) in his previous 19 games from 6/18-8/13

⚡ Is 2-2 with a 3.20 ERA (9 ER/25.1 IP) in 28 away games this season compared to 1-4 with a 6.59 ERA (20 ER/27.1 IP) in 32 home games

⚡ Opponents are batting .286 (20-for-70) against him with no outs and .367 (11-for-30) with runners in scoring position and two outs

⚡ Opponents are batting .417 (15-for-36) off his changeup this season...Used the pitch 13.1 percent (115-of-881) of the time through 7/31, but has only thrown the pitch eight times since 8/1

⚡ Has limited opponents to a .218 (19-for-87) clip with 17 strikeouts against his sinker

⚡ Is holding opposing hitters to a .172 average (11-for-64) and .385 OPS when ahead in the count compared to .451 (23-for-51) and 1.381 OPS when behind

62 • SHAWN DUBIN • RHP2-0 • 5.08 ERA • 30 G

WHIP: 1.43K/9: 7.49BB/9: 2.94
vs. ALL: .280 (37-for-132)vs. LHB: .226 (12-for-53)vs. RHB: .316 (25-for-79)

⚡ Surrendered three runs on four hits and one walk with one strikeout in 1.2 innings on 9/12 at TOR...Inherited two runners, one of which later scored...Marked his first runs allowed as an Oriole

⚡ Opened his Orioles tenure by tossing six straight scoreless outings (6.1 IP) with three hits, two walks, one hit batter, and six strikeouts from 8/28-9/10...Became the first Oriole to toss six straight scoreless outings (all in relief) to open his O's career since 2023 (9 G, Webb)

⚡ Activated on 8/28 after being claimed off waivers from HOU on 8/26...Was designated for assignment on 8/23

⚡ Recorded a 1.33 ERA (3 ER/20.1 IP), 1.13 WHIP, and .219 opponent average (16-for-73) in his first 18 games from 5/11-6/20...Placed on the 15-day IL with a right forearm strain on 6/24, retroactive to 6/21...Held a 21.94 ERA (13 ER/5.1 IP), 2.81 WHIP, and .483 average (14-for-29) in five games from 8/12-22 after returning from the IL

⚡ Has a 3.44 ERA (7 ER/18.1 IP) in 14 away games compared to a 7.04 ERA (12 ER/15.1 IP) in 16 home games

⚡ Has held opponents to .225 (9-for-40) off his four seamer, his most-utilized offering (33.9%)...Batters are a combined .304 (28-for-92) off his five other offerings (sweeper, 17.4%; sinker, 16.2%; changeup, 14.5%; curveball, 14.5%; cutter, 3.4%)

⚡ Originally selected by the Astros in the 13th round of the 2018 First-Year Player Draft out of Georgetown College (KY)

71 • DIETRICH ENNS • LHP3-3 • 1 SV • 4.58 ERA • 20 G (3 GS)

WHIP: 1.50K/9: 8.92BB/9: 3.20
vs. ALL: .287 (45-for-157)vs. LHB: .375 (21-for-56)vs. RHB: .238 (24-for-101)

⚡ Suffered his third loss of the year on 9/12 at TOR after giving up two runs on three hits and one walk in 1.1 innings...Is the second Oriole this season to complete more than 1.0 inning in at least six straight relief outings, joining Scott Blewett (also 6 G, 4/15-6/20)

⚡ Threw 2.0+ innings in five consecutive appearances (1 GS) from 8/23-9/9, the longest stretch of his career

⚡ Earned his career-high third win of the year on 9/9 vs. PIT after tossing scoreless 10th and 11th innings on one walk with two strikeouts

⚡ On 8/14 vs. SEA, became the eighth different Oriole to earn a save this year

⚡ Tallied 12 punchouts over four games from 8/3-13, his most in a four-game span since 9/11-24/21 (also 12 K)...Also struck out multiple hitters in at least four straight games in a single season for the second time in his career (6 G, 8/11-9/16/21)

⚡ Has completed more than 1.0 inning in 12 of his 17 relief outings this year

⚡ Activated on 8/2 after being acquired by the Orioles from DET in exchange for cash considerations on 7/31

⚡ Pitched in seven games (2 GS) with the Tigers this season

50 • RICO GARCIA • RHP0-1 • 3.25 ERA • 22 G (1 GS)

WHIP: 1.05K/9: 9.76BB/9: 2.28
vs. ALL: .214 (22-for-103)vs. LHB: .163 (7-for-43)vs. RHB: .250 (15-for-60)

⚡ Pitched a scoreless ninth inning on one walk with one strikeout on 9/10 vs. PIT...Five of his six September appearances (6.1 IP) have been scoreless

⚡ Has inherited the based loaded with no outs twice and did not yield a run either time (8/19 at BOS & 9/2 at SD)

⚡ Allowed one hit in 1.0 scoreless inning on 8/12 vs. SEA...Was his first outing with the O's this season after pitching in six games for the club in 2022...Claimed off waivers from the Mets on 8/5 after being designated for assignment on 8/3

⚡ Opponents are hitting .333 (7-for-21) against his curveball despite owning a .223 xBA on the offering...Opponents are also slugging .333 against the pitch, despite having an xSLG of .264

⚡ Owns career highs in strikeout rate (27.0%) and groundball rate (50.0%) while posting a career-low 6.3 percent walk rate

⚡ Has also pitched this season for the Mets (8 G) and Yankees (1 G)

57 • KADE STROWD • RHP0-0 • 1.27 ERA • 19 G

WHIP: 1.22K/9: 6.33BB/9: 5.06
vs. ALL: .192 (14-for-73)vs. LHB: .222 (6-for-27)vs. RHB: .174 (8-for-46)

⚡ Earned his third career hold on 9/11 vs. PIT after working 1.0 scoreless inning on one hit and one walk with a career-high-tying two strikeouts...Has punched out multiple batters in three of his last seven outings since 8/28

⚡ Has made a career-high nine straight scoreless appearances (9.0 IP) since 8/19, but has left with the bases loaded and no outs twice in that span (8/16 at BOS & 9/2 at SD)

⚡ Has held lefties hitless (0-for-8) since 8/31 after they went 6-for-19 (.316) from 5/18-8/28

⚡ Has walked 12 batters in 21.1 innings this year...Holds a 15.9 percent walk rate (11 BB/69 BF) since being recalled on 7/24

⚡ Surrendered his first career homer to Jose Altuve on 8/16 at HOU...Snapped a streak of three straight perfect outings and a streak of six straight scoreless outings

⚡ Recalled prior to the game on 7/24 for his fourth stint on the active roster this season (4/28, 5/18-19, 6/27-28)

⚡ Holding opponents to a .161 average (5-for-31) with runners on base

⚡ Made his major league debut on 5/18 vs. WSH, allowing one run on two hits with one strikeout in 1.0 inning

49 • ALBERT SUÁREZ • RHP2-0 • 2.08 ERA • 4 G

WHIP: 0.92K/9: 5.19BB/9: 1.04
vs. ALL: .241 (7-for-29)vs. LHB: .231 (3-for-13)vs. RHB: .250 (4-for-16)

⚡ Secured his second victory of the season on 9/10 vs. PIT after tossing a scoreless 10th inning with one wild pitch and one strikeout...Marked his first outing this season of no more than 1.0 inning

⚡ Earned his first win of the year after surrendering one run on two hits and one walk (IBB) with one strikeout in 3.0 innings on 9/6 vs. LAD...Marked his longest outing of the year and threw season highs in pitches (42) and strikes (28)

⚡ Has allowed one run in three games (6.0 IP) since being reinstated from the IL...Allowed two runs (1 ER) in 2.2 innings on 3/28 at TOR before landing on the IL

⚡ Was reinstated from the 60-day Injured List on 9/1...Missed the previous 135 games after being placed on the IL on 3/30 with a right subscapularis strain, retroactive to 3/29

⚡ Pitched in five rehab outings (3 GS) between Triple-A Norfolk (4 G, 2 GS) and Double-A Chesapeake (1 G, 1 GS)...Posted a 3.55 ERA (5 ER/12.2 IP) on nine hits (1 HR) and six walks with five strikeouts in those games

⚡ Appeared on his first career Opening Day roster

⚡ In 2024, went 9-7 with a 3.70 ERA (55 ER/133.2 IP) on 130 hits (17 HR), 56 total runs, 43 walks, three hit-by-pitches with 108 strikeouts in 32 games (24 GS)

⚡ Registered a 1-0 record with a 3.09 ERA (4 ER/11.2 IP) in eight relief outings, compared to 8-7 with a 3.76 ERA (51 ER/122.0 IP) in 24 starts

⚡ Eight of his 23 starts last season were scoreless, tied for the second-most such starts in MLB (min. 2.0 IP/GS) behind SEA's Bryce Miller (9)

86 • GRANT WOLFRAM • LHP3-0 • 4.32 ERA • 19 G

WHIP: 1.72K/9: 10.80BB/9: 4.32
vs. ALL: .287 (31-for-108)vs. LHB: .318 (14-for-44)vs. RHB: .266 (17-for-64)

⚡ Earned his third career win on 9/11 vs. PIT after completing 1.0 scoreless inning on one hit with one strikeout...Has not allowed a run in 11 of his last 13 appearances (17.1 IP) since 7/25 after surrendering four runs in back-to-back outings (8 total R) from 7/18-21

⚡ Struck out multiple hitters in six of his seven games in August

⚡ Owns an 11.42 ERA (11 ER/8.2 IP) in eight road games this year compared to a 0.55 ERA (1 ER/16.1 IP) in 11 home games

⚡ Earned his first career win after firing 2.0 scoreless innings with one hit and a career-high four strikeouts on 7/10 (G1) vs. NYM...Added as the 27th man for the DH

⚡ Made his MLB debut on 4/26 (G2) at DET, pitching 0.1 inning on one hit with one walk...Allowed an inherited runner to score

⚡ Is 1-4 with a 3.62 ERA (11 ER/27.1 IP) on eight walks and 29 strikeouts in 24 outings with Norfolk this season

⚡ Acquired by the Orioles on 4/7 from the Brewers in exchange for minor league OF Daz Cameron and cash considerations

29 • SAMUEL BASALLO • C/1B (L)

Current Streak: 1 G (1-3; since 9/12)

Last Game: 1-3, 2B, R, K

186 • 2 HR • 10 RBI

2025 High: 2 G (3x, last: 9/5-9)

Road Trip: 1 G, 1-3, 2B, R, K

Notched his second career walkoff plate appearance on Monday vs. PIT, including his second in five days (9/5 vs. LAD, HR)...Has two of the five walk-offs for the O's

Recorded his first career walk-off homer on 9/5 vs. LAD, the first by an Oriole since 9/19/24 vs. SF (Santander, 3-R), and his first homer at Oriole Park...Became the youngest Oriole in franchise history to hit a walk-off homer...The last Oriole whose first career home run at home was a walk-off was Henry Urrutia on 8/19/15 vs. NYM

Tallied his first career multi-double effort on 9/1 at SD, while also recording his first multi-RBI effort since doing so in each of his first two games...Is 4-for-14 (.286) in four games as the designated hitter compared to 8-for-50 (.160) in 14 games at catcher

Hit his first career MLB homer in the fourth inning on 8/30 at SF...At 21 years, 17 days old, became the youngest player to homer in the majors in 2025

Hitting .270 (10-for-37) with four doubles and one homer off fastballs compared to .091 (3-for-33) and one homer combined against breaking balls and offspeed pitches

Agreed to an eight-year contract extension thru 2033 with a club option for 2034 on 8/22

Made his major league debut on 8/17 at HOU...Became the ninth Oriole with 2+ RBI in their MLB debut (last: Joey Ortiz, 4/27/23 at DET)...Was hit by a pitch in his first plate appearance, the first such occurrence in O's history...At 21 years, 4 days old, became the youngest position player to appear in an MLB game this season

At 21 years, 5 days old on 8/18 at BOS, became the youngest player to catch for the Orioles since Andy Etchebarren on 9/30/62 (19-102)

12 • DYLAN BEAVERS • OF (L)

Current Streak: 3 G (4-10; since 9/10)

Last Game: 1-3, BB, K

303 • 1 HR • 8 RBI

2025 High: 3 G (4x, last: current streak)

Road Trip: 1 G, 1-3, BB, K

Since making his MLB debut on 8/16, ranks among qualified MLB rookies in on-base percentage (1st, .446), walks (2nd, 17), and OPS (8th, .870)

Is the second Oriole in franchise history (since 1954) to draw 17+ walks through his first 22 career games (w/PA), joining Glenn Gulliver in 1982 (18 BB)

Is the third Oriole in club history (since 1954) to reach safely 37 times (20 H, 17 BB) in their first 22 career games (w/PA), joining Billy Ripken (39 TOB, 1987) and Ryan Mountcastle (37 TOB, 2020)

On 9/10 vs. PIT, delivered his first career walk-off (1B) in the 10th inning

On 8/21 vs. HOU, hit his first MLB homer, becoming the sixth Oriole to homer in their first home plate appearance with the team (last: J. Fiorentino, 5/20/05 vs. PHI)

On 8/18 at BOS, reached base safely four times (2 H, 2 BB), becoming the third player in O's history to accomplish the feat within their first three career games, joining Cedric Mullins (8/10/18 vs. BOS) and Nick Markakis (4/5/06 vs. TB)

On 8/16 at HOU, made his MLB debut...Doubled in the ninth inning off Bryan Abreu for his first hit...Had his contract selected from Triple-A Norfolk earlier that day

15 • DYLAN CARLSON • OF (S)

Current Streak: 2 G (2-6; since 9/7)

9/11 vs. PIT: 0-0 (Def. in 9th)

209 • 6 HR • 20 RBI

2025 High: 6 G (5/28-6/4)

Homestand: 4 G, 2-6, 2 BB, 3 K

Has reached base safely in 10 straight games for the first time since 7/2-18/23 (11 G)

Notched his third multi-walk effort of the year on 9/3 at SD (last: 2 BB, 8/14 vs. SEA)...Twelve of his 19 walks this season have come in 16 games since 8/14 after only drawing seven walks through his first 59 games this season from 3/31-8/13

Has four doubles in his last 11 games after having none in his previous 27 games...Also doubled in at least three straight games from 8/25-28 for the third time in his career (last: 4 G, 6/25-28/22)

Since 8/12, is 14-for-48 (.292) with four doubles, one triple, two homers, and 12 walks...Went 2-for-53 (.038) in the previous 20 games from 6/24-8/10

17 • COLTON COWSER • OF (L)

Current Streak: 0-5 (since 9/11)

Last Game: 0-3, K

204 • 13 HR • 34 RBI

2025 High: 7 G (8/19-26)

Road Trip: 5 G, 0-3, K

In 14 games since 8/27, is 5-for-50 (.100) with one double, one homer, and 25 strikeouts

Recorded his 10th stolen base on 9/11 vs. PIT...Is one of five players in MLB with 10+ stolen bases without being caught stealing, joining BOS' Trevor Story (28 SB), MIN's Byron Buxton (22 SB), TOR's George Springer (16 SB), and LAD's Hyeseong Kim (13 SB)...He would become the first Oriole in franchise history (since 1954) with 10+ SB and 0 CS in a season, surpassing Al Smith (9 SB, 0 CS in 1963)

His 49 strikeouts since the start of August are tied for fourth in the AL...Struck out multiple times (36 total K) in 15 of his 20 games in August

On 9/3 at SD, launched his 13th homer of the season, marking his first of back-to-back-to-back homers with Coby Mayo and Alex Jackson...Has four homers in 19 games since 8/22 after having one in his previous 30 games from 7/6-8/21

His seven total DRS rank second on the team behind Adley Rutschman (10 DRS)

2 • GUNNAR HENDERSON • INF (L)

Current Streak: 0-for-last-5 (since 9/11)

Last Game: 0-3, BB

269 • 16 HR • 61 RBI

2025 High: 14 G (6/5-20)

Road Trip: 1 G, 0-3, BB

In nine games this month, is 3-for-31 (.097) with one double and six walks...Has gone 16 straight games without a homer since 8/25, the third-longest streak of his career

Has been successful on each of his last eight stolen base attempts since 8/4...Marks the second-longest streak of his career (13 SB, 9/27/23-6/21/24)

On 8/27 vs. BOS, stole his 20th base of the season, marking his second straight season with 30+ doubles and 20+ steals...Is the fourth player in team history (since 1954) to do so in back-to-back seasons, joining Cedric Mullins (2021-22), Brian Roberts (6x, 2004-09), and Brady Anderson (1995-96)

Batting .363 (33-for-91) with RISP since 5/8, but is 3-for-24 (.125) since 8/16

Leads the team in hits (140) and stolen bases (22)...The only primary shortstop to lead the Orioles in both categories in the same season is Luis Aparicio (1963, 1966)

On 8/18 at BOS, tallied his third game this year with 1+ 3B and 1+ HR, tied for the MLB lead with DET's Kerry Carpenter, COL's Mickey Moniak, and LAD's Shohei Ohtani

On 7/10 (G1) vs. NYM, hit his first pinch-hit homer...Was the first go-ahead pinch-hit home run in the eighth inning or later by an Oriole since 9/28/16 at TOR (Kim)

7 • JACKSON HOLLIDAY • INF (L)

Current Streak: 5 G (7-18; since 9/6)

Last Game: 1-3, RBI, BB, SB

252 • 17 HR • 55 RBI

2025 High: 10 G (5/14 [G2]-24 [G1])

Road Trip: 1 G, 1-3, RBI, BB, SB

Has reached safely in 13 straight games since 8/28, the fourth-longest active run in the AL...His 6 SB since 8/22 are third in the AL

His 26 walks since 8/9 are second in the AL behind NYY's Aaron Judge (32 BB)...Drew 20 walks in his previous 91 games from 4/22-8/8

Has six multi-walk efforts in 22 games since 8/17...Entered that stretch with three multi-walk performances through his first 165 career games

Hitting .276 (42-for-152) against breaking balls this season after hitting .118 (6-for-51) a year ago...Is batting .252 off fastballs this year after hitting .214 in 2024

Is the fifth Oriole (6th occurrence) to hit 15+ home runs in their age-21 season (as of 6/30), joining Cal Ripken, Jr. (28, 1982), Eddie Murray (27, 1977), Curt Blefary (22, 1965), and Boog Powell (25, 1963 and 15, 1962)

On 9/6 vs. LAD broke up Yoshinobu Yamamoto's no-hit bid with two outs in the ninth inning (solo HR)...Broke a tie with Gunnar Henderson to take sole possession of the Orioles home run lead (17 HR)...The only Oriole under 22 years old to finish the season leading the club in homers is Eddie Murray in 1977 (27 HR)

70 • ALEX JACKSON • C (R)

Current Streak: 0-for-last 3 (since 9/7)

9/11 vs. PIT: 0-2, 2 BB, K

228 • 5 HR • 8 RBI

2025 High: 3 G (2x, last: 8/26-29)

Homestand: 3 G, 1-8, 2B, RBI, 2 BB, 4 K

Drew two walks on 9/11 vs. PIT for the second time in his career (also 8/13/21 vs. CHC)

Thirteen of his 18 hits (72.2%) on the year have gone for extra bases (8 2B, 5 HR)

Completed back-to-back-to-back homers with Colton Cowser and Coby Mayo on 9/3 at SD...Extended his single-season career high to five homers after only hitting three in 58 games a year ago and three in 52 games in 2021

From 7/30-8/10, scored a run in a career-best four straight games

Tallied his third multi-hit game of the year on 8/22 vs. HOU...Both hits were singles, his first non-extra-base hits of the year...Each of his first 10 hits with the Orioles went for extra bases (7 2B, 3 HR)...After doubling on 8/6 at PHI, became the first player in MLB since 1900 whose first nine hits with a franchise went for extra-bases, per the *Elias Sports Bureau*...The previous record of eight was shared by Brandon Snyder (ATL, 6/5-9/11/16) and Troy Glaus (AZ, 4/4-11/05)

82 • JEREMIAH JACKSON • INF/OF (R)

Current Streak: 0-for-last-7 (since 9/11)

Last Game: 0-4, 3 K

293 • 5 HR • 18 RBI

2025 High: 13 G (8/21-9/2)

Road Trip: 1 G, 0-4, 3 K

Since making his MLB debut on 8/1, ranks among all qualified MLB rookies in triples (T-3rd, 2), hits (4th, 39), total bases (4th, 64), homers (T-4th), XBH (T-5th, 13), RBI (8th), slugging percentage (9th, .481), and batting average (9th)

Has reached base safely in 14 of 16 career starts on the road, batting .317 (20-for-63) with two doubles, three home runs, and nine RBI

Has hit safely in 22 of his last 27 games since 8/13 and in 26 of 33 career starts

On 9/7 vs. LAD, had his career-long 16-game on-base streak snapped

On 8/30 at SF, set career highs with four RBI and two extra-base hits (2B, HR)

On 8/23 vs. HOU, hit his first major league home run off AJ Blubaugh

3 • JORGE MATEO • INF/OF (R)

Current Streak: 1 G (1-4; since 9/7)

9/10 vs. PIT: 0-0, R (PR in 10th)

185 • 1 HR • 3 RBI

2025 High: 3 G (5/16-23)

Homestand: 5 G, 1-4, 2 R, K, CS

On Sunday vs. LAD, made his first start since 6/6 at ATH and recorded his first hit since 5/31 vs. CWS with a single in the ninth inning

Entered the game on 9/5 vs. LAD as a pinch-runner in the seventh inning, his first MLB appearance since 6/6...Was returned from his rehab assignment and reinstated from the 60-day Injured List on 9/3...Placed on the 10-day IL with left elbow inflammation on 6/10, retroactive to 6/7...Began a rehab assignment with Triple-A Norfolk on 6/25, but was transferred to the 60-day IL with a left hamstring strain on 7/6...Began his latest rehab assignment on 8/20 with Norfolk

Stole at least one base in a career-high five straight games (w/PA) from 5/24 (G1)-31, tied with CWS' Luis Robert Jr. and TB's Chandler Simpson for the longest run by any player in MLB this season...Is the fifth Oriole in team history (since 1954) to do so (last: Corey Patterson, 9 G, 5/27-6/5/06)

16 • COBY MAYO • INF (R)

Current Streak: 1 G (1-4; since 9/11)

9/11 vs. PIT: 1-4, RBI, K

186 • 7 HR • 22 RBI

2025 High: 4 G (3x, last: 9/1-5)

Homestand: 6 G, 3-20, RBI, 7 K

Is tied for sixth in the AL with 45 strikeouts since 8/1...Has 1+ strikeout in 23 of 25 games since 8/12

Batting 16-for-103 (.155) since 8/6, but seven of the 16 hits in that span have gone for extra bases (3 2B, 4 HR)

Nine of his 17 extra-base hits this season have been off fastballs (6 2B, 3 HR)

On 9/3 at SD, hit the second of three back-to-back-to-back homers with Colton Cowser and Alex Jackson...Has three extra-base-hits (2B, 2 HR) in his last 11 games after not having any in his previous eight games from 8/19-28

On 6/27 vs. TB, hit his first major league home run and set a career high with four RBI...Became the first Oriole to hit his first career homer off a position player

6 • RYAN MOUNTCASTLE • INF (R)

Current Streak: 0-for-last-7 (since 9/10)

Last Game: 0-4, K

256 • 5 HR • 31 RBI

2025 High: 12 G (5/4-18)

Road Trip: 1 G, 0-4, K

In 72 career games vs. TOR, is batting .298 (81-for-272) with 14 doubles, one triple, 19 home runs, and 53 RBI...Since first facing TOR on 8/28/20, his 34 XBH are the second most by any player in MLB against the Jays behind Rafael Devers (36 XBH)

Slashing .302/.338/.437 (38-for-126) with eight doubles, three homers, and 16 RBI in 32 games since 5/27

Is 18-for-32 (.563) with four doubles and one homer on the first pitch of an at-bat...His .563 average in 0-0 counts ranks second among qualified MLB hitters behind NYY's Aaron Judge (.569 AVG)

On 8/29 at SF, set a season high with four RBI (last: 4 RBI, 7/28/24 vs. SD)

On 8/14 vs. SEA, stole two bases for the first time in his career...The second was a steal of home on a double steal, his second such stolen base this season...Is the fourth player in O's history (since 1954) with multiple steals of home in one year, along with Doug DeCinces (1980), Davey Johnson (1971), and Don Buford (1970)

9 • TYLER O'NEILL • OF (R)

Current Streak: 0-for-last-7 (since 8/4)

Last Game: 0-3, BB, 2 K

205 • 8 HR • 23 RBI

2025 High: 5 G (7/24-29 [G1])

Road Trip: 1 G, 0-3, BB, 2 K

Reinstated from the 10-day Injured List (right wrist inflammation) yesterday...Left the game on 8/5 at PHI with right wrist discomfort

In 10 games prior to his IL stint from 7/24-8/5, slashed .333/.400/.867 (10-for-30) with one double, five home runs, 12 RBI, and four walks

From 7/25-29 (G1), homered in a career-high four straight games, the first Oriole to accomplish the feat since Gunnar Henderson (4 G, 5/17-20/24)

Of his 30 hits this season, 15 have gone for extra bases (6 2B, 1 3B, 8 HR)

26 • EMMANUEL RIVERA • INF (R)

Current Streak: 0-for-last-4 (since 9/11)

Last Game: 0-3, K

252 • 0 HR • 13 RBI

2025 High: 8 G (8/28-9/7)

Road Trip: 1 G, 0-3, K

In 11 games since 8/28, has 11 strikeouts in 44 plate appearances after having only one strikeout in his previous 12 games (31 PA) from 5/24-8/27

Had his season-long eight game hitting streak snapped on 9/11 vs. PIT...Has tallied four multi-hit efforts over his last 12 games since 8/28

Recorded his second career walk-off plate appearance on 9/6 vs. LAD, joining 5/12/24 vs. PHI (w/MIA) off Gregory Soto (1B)

Is batting .378 (14-for-37) with nine RBI with two outs

Matched a career high with four RBI on 9/2 at SD (also 9/28/24 at MIN)...Had six RBI in three games from 8/29-9/2, his most in a three-game span in his career

Had his contract selected from Triple-A Norfolk on 8/27...Marks his third stint on the active roster (4/28-6/10 & 6/10-7/1)

52 • LUIS VAZQUEZ • INF (R)

Current Streak: 1 G (1-4; since 9/7)

9/9 vs. PIT: 0-0 (Def. in 11th)

170 • 1 HR • 3 RBI

2025 High: 2 G (8/22-24)

Homestand: 3 G, 1-4, K

Drew a career-high two walks on 9/3 at SD...Had one walk in his first 39 career games

Matched a career high with two hits on 8/31 at SF (also 8/22 vs. HOU)

On 8/24 vs. HOU, hit his first career home run off John Rooney

Stole his first career base on 8/22 vs. HOU

On 7/1 at TEX, made his third pitching appearance of the year, the most by a primary Orioles position player in a season since 2019 (S. Wilkerson, 4 G)...Has thrown 3.1 scoreless frames this year

ORIOLES PUBLIC RELATIONS DEPARTMENT 333 W. CAMDEN ST., BALTIMORE, MD 21201 410-547-6150 ORIOLESPR@ORIOLES.COM @ORIOLESPR



ADDITIONAL HITTER INFO

			MULTI-HIT GAMES					MULTI-RBI GAMES						LAST HR (DATE/PITCHER)		MULTI-HR GAMES		
	vs. LHP	vs. RHP	2	3	4	5	TOTAL	2	3	4	5	6+	TOTAL			2025	CAREER	LAST (HRS)
Samuel Basallo	.154	.193	2	-	-	-	2	3	-	-	-	-	3	9/5/25 vs. LAD (Scott)		-	-	-
Dylan Beavers	.167	.333	6	-	-	-	6	1	-	-	-	-	1	8/21/25 vs. HOU (Alexander)		-	-	-
Dylan Carlson	.197	.215	7	2	-	-	9	4	1	-	-	-	5	8/16/25 at HOU (Alexander)		-	3	6/20/23 at WSH (2)
Colton Cowser	.169	.216	7	3	-	-	10	2	5	-	-	-	7	9/3/25 at SD (Cortes)		-	2	9/20/24 vs. DET (2)
Gunnar Henderson	.218	.294	32	6	1	-	39	11	2	2	-	-	15	8/24/25 vs. HOU (Arrighetti)		-	2	6/21/24 at HOU (2)
Jackson Holliday	.212	.268	23	9	1	-	33	6	1	2	-	-	9	9/6/25 vs. LAD (Yamamoto)	1	1	5/4/25 vs. KC (2)	
Alex Jackson	.273	.211	4	-	-	-	4	-	-	-	-	-	-	9/3/25 at SD (Cortes)		-	-	-
Jeremiah Jackson	.308	.287	8	2	-	-	10	2	1	1	-	-	4	9/9/25 vs. PIT (Ashcraft)		-	-	-
Jorge Mateo	.194	.176	2	-	-	-	2	1	-	-	-	-	1	5/31/25 vs. CWS (Martin)		-	1	8/2/22 at TEX (2)
Coby Mayo	.224	.166	4	1	-	-	5	2	1	1	-	-	4	9/3/25 at SD (Cortes)		-	-	-
Ryan Mountcastle	.260	.254	17	3	-	-	20	4	-	1	-	-	5	8/30/25 at SF (Seymour)		-	10	6/4/24 at TOR (2)
Tyler O'Neill	.186	.214	5	1	1	-	7	3	2	1	-	-	6	8/4/25 at PHI (Luzardo)		-	12	9/9/24 vs. BAL (2)
Emmanuel Rivera	.281	.241	7	1	-	-	8	2	-	1	-	-	3	9/28/24 at MIN (Varland)		-	2	9/28/24 at MIN (2)
Luis Vázquez	.167	.174	2	-	-	-	2	-	-	-	-	-	-	8/24/25 vs. HOU (Rooney)		-	-	-

O's HITTERS															2025 vs. TORONTO BLUE JAYS															CAREER vs. TORONTO BLUE JAYS														
PLAYER	G	AB	R	H	2B	3B	HR	RBI	BB	IBB	SO	AVG	OBP	SLG	G	AB	R	H	2B	3B	HR	RBI	BB	IBB	SO	AVG	OBP	SLG																
Samuel Basallo	1	3	1	1	1	0	0	0	0	0	1	.333	.333	.667	1	3	1	1	1	0	0	0	0	0	1	.333	.333	.667																
Dylan Beavers	1	3	0	1	0	0	0	0	1	0	1	.333	.500	.333	1	3	0	1	0	0	0	0	1	0	1	.333	.500	.333																
Dylan Carlson	3	6	0	0	0	0	0	0	0	0	2	.000	.143	.000	8	22	2	7	1	0	1	3	1	0	6	.318	.400	.500																
Colton Cowser	9	30	5	5	1	0	2	4	4	0	12	.167	.286	.400	24	79	16	18	3	0	5	13	9	1	25	.228	.319	.456																
Gunnar Henderson	7	29	9	9	1	1	1	5	3	0	5	.310	.375	.517	42	156	30	38	6	2	5	21	18	1	39	.244	.322	.404																
Jackson Holliday	11	39	5	8	0	0	1	3	2	0	12	.205	.238	.282	15	54	9	11	0	0	4	11	2	0	16	.204	.228	.426																
Alex Jackson	2	7	1	1	1	0	0	0	0	0	3	.143	.250	.286	7	19	4	3	2	0	0	3	1	0	9	.158	.273	.263																
Jeremiah Jackson	1	4	0	0	0	0	0	0	0	0	3	.000	.000	.000	1	4	0	0	0	0	0	0	0	0	3	.000	.000	.000																
Jorge Mateo	5	6	0	0	0	0	0	0	0	0	3	.000	.000	.000	40	110	14	20	4	1	0	2	9	0	35	.182	.244	.236																
Coby Mayo	3	10	1	3	0	0	1	2	1	0	2	.300	.364	.600	5	14	1	3	0	0	1	2	1	0	5	.214	.267	.429																
Ryan Mountcastle	7	24	3	4	1	0	1	1	0	0	7	.167	.167	.333	72	272	44	81	14	1	19	53	24	1	65	.298	.357	.566																
Tyler O'Neill	9	28	5	7	0	0	3	9	4	0	8	.250	.343	.571	27	89	15	17	2	0	9	18	11	1	25	.191	.282	.517																
Emmanuel Rivera	1	3	0	0	0	0	0	0	0	0	1	.000	.000	.000	9	30	1	4	1	0	0	2	1	0	8	.133	.161	.167																
Luiz Vázquez																																												

O's PITCHERS															2025 vs. TORONTO BLUE JAYS															CAREER vs. TORONTO BLUE JAYS														
PLAYER	W	L	SV	G	GS	INN	H	R	ER	HR	BB	K	ERA	AVG	W	L	SV	G	GS	INN	H	R	ER	HR	BB	K	ERA	AVG																
Keegan Akin	0	0	0	5	0	3.2	4	1	1	0	4	2	2.45	.308	1	3	0	20	6	38.2	35	22	20	7	16	40	4.66	.240																
Kyle Bradish															1	3	0	8	8	40.0	44	25	23	6	13	29	5.18	.280																
Yennier Cano	0	1	0	5	0	5.0	9	5	5	1	0	2	9.00	.429	0	2	0	20	0	20.1	25	11	11	3	10	16	4.87	.305																
Shawn Dubin	0	0	0	1	0	1.2	4	3	3	0	1	1	16.20	.500	0	0	0	1	0	1.2	4	3	3	0	1	1	16.20	.500																
Dietrich Enns	0	1	0	3	0	3.0	8	6	6	0	1	2	18.00	.500	0	1	1	4	0	3.1	8	6	6	0	1	3	16.20	.471																
Rico Garcia															0	0	0	2	0	3.0	3	1	1	1	0	1	3.00	.250																
Dean Kremer	1	0	0	2	2	10.1	11	8	8	2	4	11	6.97	.275	4	4	0	13	12	66.1	72	40	38	13	29	59	5.16	.277																
Cade Povich	0	0	0	1	1	4.2	7	2	2	1	1	2	3.86	.350	0	2	0	3	3	14.1	19	14	11	2	10	5	6.91	.311																
Trevor Rogers	0	0	0	1	1	5.0	3	1	0	0	4	6	0.00	.167	0	1	0	3	3	15.0	15	7	5	0	8	14	3.00	.259																
Kade Stroud	0	0	0	2	0	2.1	2	0	0	0	2	0	0.00	.286	0	0	0	2	0	2.1	2	0	0	0	2	0	0.00	.286																
Albert Suarez	0	0	0	1	0	2.2	5	2	1	0	0	2	3.38	.500	1	0	0	5	2	15.2	16	4	3	0	4	14	1.72	.281																
Tomoyuki Sugano	0	1	0	2	2	8.2	12	5	5	1	4	1	5.19	.343	0	1	0	2	2	8.2	12	5	5	1	4	1	5.19	.343																
Tyler Wells															3	1	0	9	3	21.1	23	12	12	5	5	18	5.06	.271																
Grant Wolfram	0	0	0	2	0	2.0	2	1	1	0	1	1	4.50	.250	0	0	0	2	0	2.0	2	1	1	0	1	1	4.50	.250																

RECENT TRANSACTIONS	
9/12	OF Tyler O'Neill (right wrist inflammation) was returned from his rehab assignment and reinstated from the 10-day Injured List...Optioned OF Daniel Johnson ² to Triple-A Norfolk... INF Jordan Westburg (right ankle sprain) began a rehab assignment with Triple-A Norfolk.
9/10	C Gary Sánchez (right knee sprain) began a rehab assignment with Triple-A Norfolk.
9/9	Transferred the rehab assignment of OF Tyler O'Neill (right wrist inflammation) to Triple-A Norfolk.
9/7	OF Tyler O'Neill (right wrist inflammation) began a rehab assignment with Double-A Chesapeake.
9/4	RHP Corbin Martin cleared outright waivers and accepted an assignment to Triple-A Norfolk.
9/3	RHP Scott Blewett (right elbow discomfort) began a rehab assignment with Triple-A Norfolk.
9/2	Reinstated RHP Tyler Wells (right elbow UCL surgery) and INF/OF Jorge Mateo (left hamstring strain) from the 60-day Injured List...Optioned C Maverick Handley ³ to Triple-A Norfolk... Designated RHP Corbin Martin and RHP Elvin Rodríguez for assignment.
9/1	RHP Albert Suárez (right subscapularis strain) was returned from his rehab assignment and reinstated from the 60-day Injured List...Recalled C Maverick Handley from Triple-A Norfolk... RHP Cody Poteet elected free agency in lieu of accepting an outright assignment to Triple-A Norfolk.
8/30	RHP Matt Bowman cleared unconditional release waivers and was released... RHP Cody Poteet (right shoulder inflammation) was returned from his rehab assignment, reinstated from the 60-day Injured List, and outrighted to Triple-A Norfolk.
8/29	INF Vimal Machín cleared outright waivers and accepted an assignment to Triple-A Norfolk.
8/28	Activated RHP Shawn Dubin ...Designated RHP Roansy Contreras for assignment.
8/27	Selected the contracts of RHP Roansy Contreras and INF Emmanuel Rivera from Triple-A Norfolk... Transferred RHP Brandon Young (left hamstring strain) to the 60-day Injured List...Designated INF Vimal Machín for assignment.
8/26	Reinstated RHP Kyle Bradish (right elbow UCL surgery) from the 60-day Injured List...Claimed RHP Shawn Dubin off waivers from the Houston Astros...Transferred RHP Scott Blewett (right elbow discomfort) to the 60-day Injured List...Designated RHP Matt Bowman for assignment...Optioned RHP Yaramil Hiraldo ⁵ to Triple-A Norfolk (postgame).
8/23	RHP Cody Poteet (right shoulder inflammation) began a rehab assignment with Triple-A Norfolk.
8/22	Selected the contracts of RHP Matt Bowman and INF Vimal Machín from Triple-A Norfolk... Placed RHP Brandon Young (left hamstring strain) on the 15-day Injured List...Placed INF Jordan Westburg (right ankle sprain) on the 10-day Injured List, retroactive to 8/19...Transferred RHP Félix Bautista (right shoulder surgery) and C Gary Sánchez (right knee sprain) to the 60-day Injured List.
8/21	Claimed LHP Josh Walker ¹ off waivers from the Philadelphia Phillies and optioned him to Triple-A Norfolk...Recalled OF Daniel Johnson from Triple-A Norfolk...Placed C Adley Rutschman (right oblique strain) on the 10-day Injured List, retroactive to 8/18.
8/20	INF/OF Jorge Mateo (left elbow inflammation) began a rehab assignment with Triple-A Norfolk.
8/19	OF Jordyn Adams cleared outright waivers and accepted an assignment to Triple-A Norfolk... OF Greg Allen elected free agency in lieu of accepting an outright assignment to Triple-A Norfolk.
8/17	Selected the contract of C/1B Samuel Basallo from Triple-A Norfolk...Reinstated OF Colton Cowser from the 7-day concussion Injured List...Transferred RHP Zach Eflin (low back discomfort) to the 60-day Injured List...Returned C Maverick Handley ² (right wrist strain) from his rehab assignment, reinstated from the 10-day Injured List, and optioned to Triple-A Norfolk...Transferred the rehab assignment of RHP Albert Suárez (right subscapularis strain) to Triple-A Norfolk.
8/16	Selected the contract of OF Dylan Beavers from Triple-A Norfolk...Designated OF Greg Allen for assignment...Optioned OF Daniel Johnson ¹ and 1B/OF Ryan Noda ² to Triple-A Norfolk (postgame).
8/13	RHP Houston Roth cleared outright waivers and accepted an assignment to Triple-A Norfolk.
8/12	Activated OF Daniel Johnson ...Optioned OF Jordyn Adams ² to Triple-A Norfolk.

EUTAW STREET HOME RUNS			
DATE	PLAYER (Team)	OPP. (Pitcher)	DISTANCE
6/28	Jonathan Aranda (TB)	BAL (Eflin)	467 ft.
4/29	Trent Grisham (NYY)	BAL (Gibson)	399 ft.
4/19	Jake Fraley (CIN)	BAL (Young)	421 ft.
2025 totals - 3 (0 by Orioles, 3 by opponents)			
*Total since 1992 - 134 (64 by Orioles, 70 by opponents)			

O's CHALLENGES				
TEAM	TOTAL	WON	LOST	SUCCESS RATE
Orioles	43	18	25	42%
Opponents	31	19	12	61%
Last by O's: 9/10 vs. PIT (T8)				
Last by Opp.: 9/2 at SD (T4)				
Batter/Runner: Yorke		Tag Play (1B)		Safe/Stands
Batter/Runner: Holliday		Tag Play (2B)		Safe/Overturned

RECORD BY POSITION									
PLAYER	C	1B	2B	3B	SS	LF	CF	RF	DH
Jordyn Adams	-	-	-	-	-	-	0-1	-	-
Greg Allen	-	-	-	-	-	0-1	1-2	-	-
Samuel Basallo	7-6	0-1	-	-	-	-	-	-	4-0
Dylan Beavers	-	-	-	-	-	8-5	-	4-4	-
Dylan Carlson	-	-	-	-	-	20-18	7-5	3-5	-
Colton Cowser	-	-	-	-	-	19-22	18-15	-	0-1
Maverick Handley	7-7	-	-	-	-	-	-	-	-
Gunnar Henderson	-	-	-	-	60-67	-	-	-	3-5
Jackson Holliday	-	-	57-67	-	4-2	-	-	-	2-2
Alex Jackson	12-11	-	-	-	-	-	-	-	-
Jeremiah Jackson	-	-	-	2-3	-	-	-	13-12	1-2
Daniel Johnson	-	-	-	-	-	1-1	3-1	-	-
Heston Kjerstad	-	-	-	-	-	10-15	-	10-10	1-0
Ramón Laureano	-	-	-	-	-	9-14	0-1	21-18	3-4
Vimael Machin	-	-	-	1-2	-	-	-	-	-
Jorge Mateo	-	-	1-4	-	0-8	1-0	4-3	-	-
Coby Mayo	-	32-22	-	0-2	-	-	-	-	3-4
Ryan Mountcastle	-	17-32	-	-	-	-	-	-	13-13
Cedric Mullins	-	-	-	-	-	-	36-50	-	1-1
Ryan Noda	-	-	-	-	-	-	-	2-1	-
Ryan O'Hearn	-	19-20	-	-	-	0-2	-	5-9	14-17
Tyler O'Neill	-	-	-	-	-	1-0	-	11-19	5-5
Emmanuel Rivera	-	1-3	-	14-11	-	-	-	-	1-0
Adley Rutschman	29-33	-	-	-	-	-	-	-	7-11
Jacob Stallings	4-7	-	-	-	-	-	-	-	-
Gary Sánchez	8-11	-	-	-	-	-	-	-	3-4
Chadwick Tromp	2-3	-	-	-	-	-	-	-	-
Ramón Urías	-	-	1-0	32-34	-	-	-	-	1-1
Luis Vázquez	-	-	1-1	1-2	5-1	-	-	-	-
Jordan Westburg	-	-	9-6	19-24	-	-	-	-	7-8

2025 BY THE NUMBERS			
	HOME	AWAY	TOTAL
Overall	36-38	33-40	69-78
MONTH	HOME	AWAY	TOTAL
March (5)	1-0	2-2	3-2
April (25)	6-7	3-9	9-16
May (27)	4-10	5-8	9-18
June (27)	8-5	8-6	16-11
July (25)	8-5	5-7	13-12
August (28)	4-10	7-7	11-17
September (25)	5-1	3-1	8-2
TOTAL (162)	36-38	33-40	69-78
DAY OF WEEK	HOME	AWAY	TOTAL
Monday (14)	5-1	4-4	9-5
Tuesday (23)	3-8	4-7	7-15
Wednesday (25)	5-7	4-6	9-13
Thursday (18)	5-5	5-1	10-6
Friday (26)	7-4	4-8	11-12
Saturday (28)	6-6	7-7	13-13
Sunday (27)	5-7	5-7	10-14
TOTAL (162)	36-38	33-40	69-78
VS. AL EAST	HOME	AWAY	TOTAL
Boston Red Sox (13)	1-6	4-2	5-8
New York Yankees (13)	2-1	1-2	3-3
Tampa Bay Rays (13)	2-1	3-4	5-5
Toronto Blue Jays (13)	4-2	2-3	6-5
TOTAL (52)	9-10	10-11	19-21
VS. AL CENTRAL	HOME	AWAY	TOTAL
Chicago White Sox (7)	3-0	-	3-0
Cleveland Guardians (7)	2-1	1-3	3-4
Detroit Tigers (6)	1-2	0-2	1-5
Kansas City Royals (6)	1-2	1-2	2-4
Minnesota Twins (6)	0-3	0-3	0-6
TOTAL (32)	7-8	2-11	9-19
VS. AL WEST	HOME	AWAY	TOTAL
Athletics (6)	1-2	1-2	2-4
Houston Astros (7)	1-3	2-1	3-4
Los Angeles Angels (6)	3-0	2-1	5-1
Seattle Mariners (6)	2-1	3-0	5-1
Texas Rangers (7)	1-2	1-2	2-4
TOTAL (32)	8-8	9-6	17-14
VS. NL EAST	HOME	AWAY	TOTAL
Atlanta Braves (3)	-	3-0	3-0
Miami Marlins (3)	1-2	-	1-2
New York Mets (3)	2-1	-	2-1
Philadelphia Phillies (3)	-	1-2	1-2
Washington Nationals (4)	0-3	1-2	1-5
TOTAL (16)	3-6	5-4	8-10
VS. NL CENTRAL	HOME	AWAY	TOTAL
Chicago Cubs (3)	-	1-2	1-2
Cincinnati Reds (3)	1-2	-	1-2
Milwaukee Brewers (3)	-	1-2	1-2
Pittsburgh Pirates (3)	3-0	-	3-0
St. Louis Cardinals (3)	1-2	-	1-2
TOTAL (15)	5-4	2-4	7-8
VS. NL WEST	HOME	AWAY	TOTAL
Arizona Diamondbacks (3)	-	1-2	1-2
Colorado Rockies (3)	2-1	-	2-1
Los Angeles Dodgers (3)	2-1	-	2-1
San Diego Padres (3)	-	3-0	3-0
San Francisco Giants (3)	-	1-2	1-2
TOTAL (15)	4-2	5-4	9-6

BALTIMORE ORIOLES - WALK-OFF AND MISC. HOME RUNS

Baltimore Orioles Walk-off Wins							
Date	Score	Batter/Runner	Action	RBI	Pitcher	INN	OUTS
9/10	PIT 1 @ BAL 2	Dylan Beavers	1B	1	Kyle Nicolas	10	0
9/9	PIT 2 @ BAL 3	Samuel Basallo	1B	1	Dauri Moreta	11	0
9/6	LAD 3 @ BAL 4	Emmanuel Rivera	1B	2	Tanner Scott	9	2
9/5	LAD 1 @ BAL 2	Samuel Basallo	HR	1	Tanner Scott	9	2
8/13	SEA 3 @ BAL 4	Jackson Holliday	2B	1	Matt Brash	9	2
Opponent Walk-off Wins							
Date	Score	Batter/Runner	Action	RBI	Pitcher	INN	OUTS
8/16	BAL 4 @ HOU 5	Ramón Urrías	FC	1	Keegan Akin	12	1
8/3	BAL 3 @ CHC 5	Justin Turner	HR	2	Keegan Akin	9	0
5/24 (G1)	BAL 5 @ BOS 6	Rafael Devers	1B	1	Gregory Soto	10	1
Baltimore Orioles Back-to-Back Home Runs							
Date	Score	Batters	Pitcher	INN	OUTS		
9/3	BAL 7 @ SD 5	Colton Cowser/Coby Mayo/Alex Jackson	Nestor Cortes	3	1		
8/8	ATH 2 @ BAL 3	Adley Rutschman/Ryan Mountcastle	J.T. Ginn	1	2		
7/29 (G1)	TOR 4 @ BAL 16	Tyler O'Neill/Ramón Urrías	Lazaro Estrada	6	1		
7/28	TOR 4 @ BAL 11	Cedric Mullins/Coby Mayo	Chris Bassitt	2	2		
6/24	TEX 6 @ BAL 5 (10)	Gary Sánchez/Ramón Urrías/Ryan O'Hearn	Chris Martin	7	0		
6/14	LAA 5 @ BAL 6	Cedric Mullins/Gary Sánchez	Tyler Anderson	6	0		
6/5	BAL 4 @ SEA 3	Adley Rutschman/Gunnar Henderson	Bryan Woo	6	0		
5/14 (G2)	MIN 8 @ BAL 6	Cedric Mullins/Heston Kjerstad	Simeon Woods Richardson	3	2		
4/19	CIN 5 @ BAL 9	Ramón Laureano/Jordan Westburg	Carson Spiers	7	2		
4/19	CIN 5 @ BAL 9	Cedric Mullins/Gunnar Henderson	Hunter Greene	1	0		
3/27	BAL 12 @ TOR 2	Adley Rutschman/Jordan Westburg	Yariel Rodríguez	8	1		

Opponent Back-to-Back Home Runs							
Date	Score	Batters	Pitcher	INN	OUTS		
9/7	LAD 5 @ BAL 2	Shohei Ohtani/Mookie Betts	Tomoyuki Sugano	3	0		
8/4	BAL 3 @ PHI 13	Edmundo Sosa/Weston Wilson	Elvin Rodríguez	8	1		
5/18	WSH 10 @ BAL 4	Dylan Crews/CJ Abrams	Zach Eflin	2	1		
5/15	MIN 4 @ BAL 0	DaShawn Keirsey Jr./Byron Buxton	Tomoyuki Sugano	3	1		
5/4	KC 11 @ BAL 6	Bobby Witt Jr./Vinnie Pasquantino	Yennier Cano	7	1		
4/29	NY 15 @ BAL 3	Trent Grisham/Aaron Judge/Ben Rice	Kyle Gibson	1	0		
4/17	CLE 2 @ BAL 6	Daniel Schneemann/Austin Hedges	Tomoyuki Sugano	3	0		
4/9	BAL 0 @ AZ 9	Pavin Smith/Josh Naylor	Dean Kremer	5	1		

Baltimore Orioles Grand Slams					
Date	Score	Batter	Pitcher	INN	OUTS
6/15	LAA 2 @ BAL 11	Gary Sánchez	Connor Brogdon	7	2
5/14	MIN 8 @ BAL 6	Cedric Mullins	Simeon Woods Richardson	3	2
4/16	CLE 1 @ BAL 9	Jackson Holliday	Gavin Williams	2	1

Opponent Grand Slams					
Date	Score	Batter	Pitcher	INN	OUTS
8/4	BAL 3 @ PHI 13	Kyle Schwarber	Yaramil Hiraldo	6	2
7/18	BAL 1 @ TB 11	Yandy Diaz	Grant Wolfram	6	1
5/23	BAL 5 @ BOS 19	Rafael Devers	Emmanuel Rivera	8	2
4/20	CIN 24 @ BAL 7	Noelvi Marte	Jorge Mateo	8	7

Baltimore Orioles Inside-the-Park Home Runs						
Date	Score	Batter	RBI	Pitcher	INN	OUTS
-	-	-	-	-	-	-

Opponent Inside-the-Park Home Runs						
Date	Score	Batter	RBI	Pitcher	INN	OUTS

Baltimore Orioles Pinch-Hit Home Runs						
Date	Score	Batter	RBI	Pitcher	INN	OUTS
7/26	COL 0 @ BAL 18	Alex Jackson	1	Kyle Farmer	8	0
7/10 (G1)	NYM 1 @ BAL 3	Gunnar Henderson	2	Ryne Stanek	8	0
5/10	BAL 2 @ LAA 5	Ramón Laureano	1	Brock Burke	9	0

Opponent Pinch-Hit Home Runs						
Date	Score	Batter	RBI	Pitcher	INN	OUTS
8/3	BAL 3 @ CHC 5	Justin Turner	2	Keegan Akin	9	0
7/30	TOR 9 @ BAL 8	Nathan Lukes	3	Yennier Cano	7	2
6/18	BAL 8 @ TB 12	Brandon Lowe	2	Yennier Cano	5	2
5/11	BAL 7 @ LAA 3	Matthew Lugo	1	Félix Bautista	9	2
5/7	BAL 2 @ MIN 5	Harrison Bader	2	Keegan Akin	7	1

Baltimore Orioles Leadoff Home Runs					
Date	Score	Batter	Pitcher		
9/3	BAL 7 @ SD 5	Jackson Holliday	Nestor Cortes		
7/20	BAL 5 @ TB 3	Jackson Holliday	Ryan Peipot		
5/31	CWS 2 @ BAL 4	Jackson Holliday	Davis Martin		
4/19	CIN 5 @ BAL 9	Cedric Mullins	Hunter Greene		
4/3	BOS 8 @ BAL 4	Cedric Mullins	Tanner Houck		
3/29	BAL 9 @ TOR 5	Colton Cowser	Max Scherzer		

Opponent Leadoff Home Runs			
Date	Score	Batter	Pitcher
9/7	LAD 5 @ BAL 2	Shohei Ohtani	Tomoyuki Sugano
8/27	BOS 3 @ BAL 2	Roman Anthony	Dietrich Enns
8/25	BOS 4 @ BAL 3	Roman Anthony	Tomoyuki Sugano
6/16	BAL 1 @ TB 7	Josh Lowe	Zach Eflin
5/24 (G1)	BAL 5 @ BOS 6	Jarren Duran	Zach Eflin
5/18	WSH 10 @ BAL 4	CJ Abrams	Zach Eflin
4/29	NY 15 @ BAL 3	Trent Grisham	Kyle Gibson
4/23	BAL 3 @ WSH 4	James Wood	Tomoyuki Sugano





LAST TIME IT HAPPENED	
BATTING	
Eutaw St. Home Run	Gunnar Henderson, 8/14/24 vs. WSH (Herz)
Opponent	Jonathan Aranda, 6/28/25 vs. TB (Eflin)
Second Deck Home Run in LF at OPACY	Austin Hays, 6/7/22 vs. CHC (Mills)
Opponent	Pete Alonso, 9/2/20 vs. NYM (Means)
Grand Slam	Gary Sánchez, 6/15/25 vs. LAA (Brogdon)
Two Grand Slams in One Game	Reimold, Clevenger, 9/11/15 vs. KC (Herrera, Chamberlain)
Pinch-Hit Home Run	Alex Jackson, 7/26/25 vs. COL (Farmer)
Pinch-Hit Walk-Off Home Run	Nolan Reimold, 7/24/16 vs. CLE (Allen)
Pinch-Hit Grand Slam	Dwight Evans, 7/26/91 vs. OAK (Nelson)
Inside the Park Home Run	Jorge Mateo, 8/20/23 at OAK (Sears)
LH & RH Home Run, Same Game	Anthony Santander, 8/7/24 at TOR (Francis, Yarbrough)
Individual 2-Home Run Game	Jackson Holliday, 5/4/25 vs. KC (Lorenzen)
Individual 3-Home Run Game	Ryan Mountcastle, 6/19/21 vs. TOR (Manoah, Kay)
Individual 4-Home Run Game	Never
Home Run in Consecutive Games	Jeremiah Jackson, 9/1-2/25 at SD
Home Run in 3 Consecutive Games	Tyler O'Neill, 7/25-29 (G1)/25 vs. COL, vs. TOR (4 G)
Home Run in 4 Consecutive Games	Tyler O'Neill, 7/25-29 (G1)/25 vs. COL, vs. TOR
Home Run in 5 Consecutive Games	Jonathan Schoop, 7/22-27/18 vs. TOR, BOS, TB
Home Run in 6 Consecutive Games	Chris Davis, 9/26-10/2/12 vs. TOR, BOS, TB
4-Home Run Game, Team	9/3/25 at SD
5-Home Run Game, Team	4/19/25 vs. CIN
6-Home Run Game, Team	3/27/25 at TOR
7-Home Run Game, Team	6/2/16 vs. BOS
8+-Home Run Game, Team	6/16/15 vs. PHI (8 HR)
10+-Run Game, Team	8/17/25 at HOU (12 R)
15+-Run Game, Team	7/29/25 (G1) vs. TOR (16 R)
20+-Run Game, Team	6/27/25 vs. TB (22 R)
Back-to-Back HR	Cowser/Mayo/A. Jackson, 9/3/25 at SD (3 rd inning)
Back-to-Back HR to Start First Inning	Mullins/Henderson, 4/19/25 vs. CIN
Back-to-Back-to-Back HR	Cowser/Mayo/A. Jackson, 9/3/25 at SD (3 rd inning)
Back-to-Back-to-Back HR to Start First Inning	Flaherty/Hardy/Markakis, 5/10/12 (G1) vs. TEX
2 Back-to-Back HRs, Same Game	Mullins/Henderson (1 st) & Laureano/Westburg (7 th), 4/19/25 vs. CIN
Leadoff Home Run	Jackson Holliday, 9/3/25 at SD (Cortes)
Walk-Off Win	Dylan Beavers (1B), 9/10/25 vs. PIT (Nicolas)
Walk-Off Home Run	Samuel Basallo, 9/5/25 vs. LAD (Scott)
Walk-Off Grand Slam	Manny Machado, 8/18/17 vs. LAA (Middleton)
Walk-Off Home Run, Eutaw St.	Rio Ruiz, 8/11/19 vs. HOU (Osuna)
Home Run, 15 th Inning or later	Jonathan Villar, 7/25/19 at LAA (Canning)
Home Run, 17 th Inning or later	Adam Jones, 5/6/12 at BOS (McDonald)
Home Run by a Pitcher	Zack Britton, 7/3/11 at ATL (Beachy)
2-Home Run Game by a Pitcher	Milt Pappas, 8/27/61 at MIN (Ramos)
Oriole to hit a Home Run for 1 st ML hit	Connor Norby, 6/4/24 at TOR (Pearson)
Oriole w/ 2 Home Runs in One Inning	Mark Trumbo, 4/15/16 at TEX (7 th inning, Pérez, Faulkner)
Oriole w/ 3 Home Runs in Consecutive Innings	Manny Machado, 8/7/16 at CWS (1 st , 2 nd , 3 rd inning, Shields, Albers)
5-Hit Game	Adley Rutschman, 6/21/24 at HOU
6-Hit Game	Cal Ripken, Jr., 6/13/99 at ATL
5-RBI Game	Jordan Westburg, 8/17/25 at HOU
6-RBI Game	Adley Rutschman, 6/9/24 at TB
7-RBI Game	Ryan Mountcastle, 4/11/23 vs. OAK (9 RBI)
8-RBI Game	Ryan Mountcastle, 4/11/23 vs. OAK (9 RBI)
9-RBI Game	Ryan Mountcastle, 4/11/23 vs. OAK
PITCHING	
Perfect Game	Never
No-Hitter	5/5/21 at SEA (Means)
1-Hitter	8/15/25 at HOU (Young, Hiraldo)
Complete Game	8/1/25 at CHC (Rogers, 8.0 IP)
Complete Game, 9.0+ IP	9/23/22 vs. HOU (Kremer, 9.0 IP)
Shutout	9/23/22 vs. HOU (Kremer)
Team Shutout	8/17/25 at HOU (Kremer, Wolfram, Martin)
Consecutive CG, Pitcher	Sidney Ponson (2), 5/16-22/04
Consecutive Shutouts, Pitcher	Mike Mussina (2), 9/26-10/1/95
Consecutive CG, Team	5/13-14/11 (Guthrie, Bergesen)
Consecutive Shutouts, Team	4/18-19/23 at WSH
10+ Strikeout Game, Pitcher	Kyle Bradish (10), 8/26/25 vs. BOS
15+ Strikeout Game, Pitcher	Erik Bedard (15), 7/7/07 at TEX
10+ Strikeout Game, Team	9/11/25 vs. PIT (11 K)
15+ Strikeout Game, Team	8/16/25 at HOU (16 K)
4+ Strikeouts in an inning	Mike Cuellar (4), 5/29/70 at CAL
Immaculate Inning	Brandon Young, 7/8/25 vs. NYM (5 th inning)
MISCELLANEOUS	
Hit for the Cycle	Cedric Mullins, 5/12/23 vs. PIT (7 th in club history)
Steal of Home	Ryan Mountcastle, 8/14/25 vs. SEA
Position Player to Pitch	Alex Jackson, 8/31/25 at SF (1.0 IP)
Triple Play Turned	9/18/22, Bottom 3 rd at TOR (Chapman batting/Kremer pitching) Scoring: 6-4-3 (Mateo-Vavra-Aguliar)
Manager Ejection	Tony Mansolino, 7/20/25 at TB (1 st career)
Player Ejection	Ryan O'Hearn, 7/21/25 at CLE (3 rd career)
WINNING SWEEPS	
2-Game, at OPACY	9/26-27/23 vs. WSH
2-Game, Road	8/18-19/25 at BOS
3-Game, at OPACY	9/9-11/25 vs. PIT
3-Game, Road	9/1-3/25 at SD
4-Game, at OPACY	7/7-10/22 vs. LAA
4-Game, Road	6/7-10/24 at TB
Doubleheader	7/29/25 vs. TOR

2025 OUTFIELD ASSISTS						
Outfielder	1B	2B	3B	HP	TOTAL	ERRORS (F-T)
Jordyn Adams	-	-	-	-	-	-
Greg Allen	-	-	-	-	-	-
Dylan Beavers	-	1	-	-	1	1 (0-1)
Dylan Carlson	-	2	-	1	3	-
Colton Cowser	-	1	1	2	4	2 (1-1)
Cooper Hummel	-	-	-	-	-	-
Jeremiah Jackson	-	1	-	1	2	1 (1-0)
Daniel Johnson	-	-	-	-	-	-
Heston Kjerstad	-	4	-	-	4	-
Ramón Laureano	-	4	-	3	7	5 (2-3)
Jorge Mateo	-	-	-	-	-	1 (1-0)
Cedric Mullins	-	-	-	-	-	3 (1-2)
Ryan Noda	-	1	-	-	1	-
Ryan O'Hearn	-	-	-	-	-	-
Tyler O'Neill	1	3	-	1	5	1 (1-0)
Team Totals	1	17	1	8	27	14 (7-7)

2025 CATCHING BREAKDOWN							
	Errors	SB		Pick-offs			
Catcher	F-T-C	PB	CCS-ATT	1B-2B-3B	Inn.	ERA	W-L (GS)
Samuel Basallo	0-1-0	1	2-8	0-0-0	116.0	3.96	7-6
Maverick Handley	0-0-1	0	0-13	0-0-0	121.2	4.25	7-7
Alex Jackson	0-2-0	2	7-21	0-0-0	214.2	4.44	12-11
Adley Rutschman	0-2-0	1	10-46	0-1-1	538.1	4.68	29-33
Gary Sánchez	0-2-2	1	1-18	1-0-0	175.1	5.39	8-11
Jacob Stallings	0-1-0	2	3-12	0-0-0	97.0	3.62	4-7
Chadwick Tromp	0-1-0	1	0-2	0-0-0	39.0	5.77	2-3
Totals	0-9-3	8	23-120	1-1-1	1301.0	4.59	69-78

2025 SCHEDULE

G#	DATE	OPP.	W-L	SCORE	WP/LP/SV	REC	POS	GA/GB	ATT.
1	3/27	at TOR	W	12-2	Eflin/Berrios	1-0	T-1 st	+0.5	40,734
2	3/28	at TOR	L	8-2	Gausman/Morton	1-1	T-3 rd	-0.5	26,289
3	3/29	at TOR	W	9-5	Kremer/Lovelyad	2-1	2 nd	-0.5	27,005
4	3/30	at TOR	L	3-1	Bassitt/Sugano/Hoffman	2-2	3 rd	-1.5	21,069
5	3/31	vs. BOS	W	8-5	Dominguez/Newcomb	3-2	3 rd	-1.0	45,002*
MARCH TOTALS: 3-2				TEAM ERA: 4.60		TEAM AVG: .305			
	4/1	OFF DAY				3-2	4 th	-1.0	
6	4/2	vs. BOS	L	3-0	Crochet/Eflin/Chapman	3-3	4 th	-1.5	18,146
7	4/3	vs. BOS	L	8-4	Kelly/Morton	3-4	T-4 th	-2.0	16,656
8	4/4	at KC	L	8-2	Lugo/Kremer	3-5	5 th	-2.5	14,196
9	4/5	at KC	W	8-1	Sugano/Wacha	4-5	5 th	-2.5	14,383
10	4/6	at KC	L	4-1	Bubic/Povich/Estévez	4-6	5 th	-2.5	19,098
11	4/7	at AZ	W	5-1	Eflin/Gallen	5-6	T-4 th	-1.5	20,333
12	4/8	at AZ	L	4-3	Kelly/Morton/Martinez	5-7	4 th	-2.0	23,843
13	4/9	at AZ	L	9-0	Pfaadt/Kremer	5-8	5 th	-2.5	22,411
	4/10	OFF DAY				5-8	5 th	-2.5	
	4/11	vs. TOR	**POSTPONED**	Rescheduled for 7/29 (DH)		5-8	5 th	-2.5	
14	4/12	vs. TOR	W	5-4	Baker/Francis/Bautista	6-8	T-4 th	-2.0	22,130
15	4/13	vs. TOR	L	7-6 (10)	Hoffman/Bowman	6-9	5 th	-2.5	27,193
	4/14	OFF DAY				6-9	5 th	-2.5	
16	4/15	vs. CLE	L	6-3	Allen/Morton/Clase	6-10	5 th	-3.5	14,203
17	4/16	vs. CLE	W	9-1	Kremer/Williams	7-10	5 th	-3.5	13,964
18	4/17	vs. CLE	W	6-2	Sugano/Bibee	8-10	4 th	-3.5	16,201
19	4/18	vs. CIN	L	8-3	Abbott/Povich	8-11	4 th	-4.5	42,587*
20	4/19	vs. CIN	W	9-5	Dominguez/Greene/Bautista	9-11	4 th	-3.5	28,534
21	4/20	vs. CIN	L	24-2	Rogers/Morton/Wynne	9-12	4 th	-4.5	19,053
	4/21	OFF DAY				9-12	4 th	-4.0	
22	4/22	at WSH	L	7-0	Parker/Kremer	9-13	4 th	-4.0	29,504
23	4/23	at WSH	L	4-3	López/Soto/Finnegan	9-14	5 th	-5.0	22,246
24	4/24	at WSH	W	2-1	Povich/Gore/Bautista	10-14	5 th	-4.5	23,058
	4/25	at DET	**POSTPONED**	Rescheduled for 4/26 (DH)		10-14	5 th	-4.0	
25	4/26-1	at DET	L	4-3	Mize/Young/Vest	10-15			28,509
26	4/26-2	at DET	L	6-2	Hurter/Morton	10-16	5 th	-5.0	21,422
27	4/27	at DET	L	7-0	Skubal/Kremer	10-17	5 th	-6.5	28,613
28	4/28	vs. NYY	W	4-3	Sugano/Warren/Bautista	11-17	5 th	-5.5	22,775
29	4/29	vs. NYY	L	15-3	Rodón/Gibson	11-18	5 th	-6.5	22,164
30	4/30	vs. NYY	W	5-4	Baker/Carrasco/Bautista	12-18	5 th	-5.5	22,381
APRIL TOTALS: 9-16				TEAM ERA: 5.64		TEAM AVG: .206			
	5/1	OFF DAY				12-18	5 th	-5.5	
31	5/2	vs. KC	W	3-0	Kremer/Wacha/Bautista	13-18	5 th	-5.5	26,364
32	5/3	vs. KC	L	4-0	Bubic/Sugano	13-19	5 th	-5.5	19,348
33	5/4	vs. KC	L	11-6	Zerpa/Cano	13-20	5 th	-5.5	31,956
	5/5	OFF DAY				13-20	5 th	-5.0	
34	5/6	at MIN	L	9-1	López/Povich	13-21	5 th	-6.0	19,779
35	5/7	at MIN	L	5-2	Coulombe/Morton/Duran	13-22	5 th	-7.0	16,417
36	5/8	at MIN	L	5-2	Jax/Cano/Duran	13-23	5 th	-7.5	17,410
37	5/9	at LAA	W	4-1	Sugano/Hendricks/Bautista	14-23	5 th	-7.5	30,778
38	5/10	at LAA	L	5-2	Kochanowicz/Gibson	14-24	5 th	-7.5	27,975
39	5/11	at LAA	W	7-3	Eflin/Ty. Anderson	15-24	5 th	-8.0	29,460
	5/12	OFF DAY				15-24	5 th	-8.0	
	5/13	vs. MIN	**POSTPONED**	Rescheduled for 5/14 (DH)		15-24	5 th	-7.5	
40	5/14-1	vs. MIN	L	6-3	Stewart/Kremer/Duran	15-25	5 th	-8.5	
41	5/14-2	vs. MIN	L	8-6	Funderburk/Cano/Sands	15-26	5 th	-9.0	10,169
42	5/15	vs. MIN	L	4-0	Paddack/Sugano	15-27	5 th	-9.5	30,926
43	5/16	vs. WSH	L	4-3	López/Bautista/Finnegan	15-28	5 th	-10.5	21,171
44	5/17	vs. WSH	L	10-6	Irvin/Gibson	15-29	5 th	-10.5	28,208
45	5/18	vs. WSH	L	10-4	Soroka/Eflin	15-30	5 th	-11.5	37,264
46	5/19	at MIL	L	5-4	Uribe/Cano/Megill	15-31	5 th	-12.0	22,319
47	5/20	at MIL	L	5-2	Henderson/McDermott/Uribe	15-32	5 th	-13.0	22,778
48	5/21	at MIL	W	8-4 (11)	Baker/Alexander	16-32	5 th	-13.0	30,554
	5/22	at BOS	**POSTPONED**	Rescheduled for 5/23 (DH)		16-32	5 th	-13.5	
49	5/23-1	at BOS	L	19-5	Whitlock/Dominguez	16-33	5 th	-14.0	31,150
	5/23-2	at BOS	**POSTPONED**	Rescheduled for 5/24 (DH)		16-33	5 th	-13.5	
50	5/24-1	at BOS	L	6-5 (10)	Weissert/Soto	16-34	5 th	-14.5	30,958
51	5/24-2	at BOS	W	2-1	Kittredge/Bernardino/Dominguez	17-34	5 th	-14.0	34,604
52	5/25	at BOS	W	5-1	Kremer/Buehler	18-34	5 th	-14.0	36,824
53	5/26	vs. STL	W	5-2	Morton/Fedde/Bautista	19-34	5 th	-14.0	21,717
54	5/27	vs. STL	L	7-4	Matz/Baker/Helsley	19-35	5 th	-15.0	13,779
55	5/28	vs. STL	L	6-4	King/Povich/Helsley	19-36	5 th	-16.0	14,491
	5/29	OFF DAY				19-36	5 th	-16.0	
56	5/30	vs. CWS	W	2-1	Eflin/Burke/Bautista	20-36	5 th	-15.0	22,108
57	5/31	vs. CWS	W	4-2	Kremer/Martin/Bautista	21-36	5 th	-14.0	23,470
MAY TOTALS: 9-18				TEAM ERA: 5.21		TEAM AVG: .250			
58	6/1	vs. CWS	W	3-2	Morton/Houser/Baker	22-36	5 th	-14.0	33,037
	6/2	OFF DAY				22-36	5 th	-14.0	
59	6/3	at SEA	W	5-1	Sugano/Kirby	23-36	5 th	-14.0	21,089
60	6/4	at SEA	W	3-2	Cano/Vargas/Bautista	24-36	5 th	-13.0	19,231
61	6/5	at SEA	W	4-3	Eflin/Woo/Baker	25-36	5 th	-13.0	27,887
62	6/6	at ATH	L	5-4	Sears/Kremer/Miller	25-37	5 th	-14.0	8,424
63	6/7	at ATH	W	7-4	Akin/Severino/Bautista	26-37	5 th	-13.0	9,185
64	6/8	at ATH	L	5-1	Newcomb/Sugano	26-38	5 th	-13.0	8,836
	6/9	OFF DAY				26-38	5 th	-13.0	
65	6/10	vs. DET	L	5-3	Lee/Povich/Vest	26-39	5 th	-14.0	20,291
66	6/11	vs. DET	W	10-1	Eflin/Mize	27-39	5 th	-14.0	18,630
67	6/12	vs. DET	L	4-1	Skubal/Kremer/Vest	27-40	5 th	-15.0	18,800
68	6/13	vs. LAA	W	2-0	Morton/Kochanowicz/Bautista	28-40	5 th	-14.0	20,204
69	6/14	vs. LAA	W	6-5	Akin/Anderson/Bautista	29-40	5 th	-13.0	26,313
70	6/15	vs. LAA	W	11-2	Povich/Kikuchi	30-40	5 th	-12.0	33,370
71	6/16	at TB	L	7-1	Pepiot/Eflin	30-41	5 th	-12.0	10,046
72	6/17	at TB	W	5-1	Kremer/Littell	31-41	5 th	-11.0	10,046
73	6/18	at TB	L	12-8	Montgomery/Kittredge	31-42	5 th	-11.0	10,046
74	6/19	at TB	W	4-1	Morton/Rasmussen/Bautista	32-42	5 th	-11.0	10,046
75	6/20	at NYY	W	5-3	Blewett/Weaver/Bautista	33-42	5 th	-10.0	47,034
76	6/21	at NYY	L	9-0	Schmidt/Eflin	33-43	5 th	-11.0	46,142
77	6/22	at NYY	L	4-2	Cruz/Baker/Williams	33-44	5 th	-12.0	45,571
78	6/23	vs. TEX	W	6-0	Rogers/Corbin	34-44	5 th	-11.0	13,929
79	6/24	vs. TEX	L	6-5 (10)	Jackson/Dominguez/Garcia	34-45	5 th	-11.0	16,909
80	6/25	vs. TEX	L	7-0	deGrom/Young	34-46	5 th	-12.0	22,828
	6/26	OFF DAY				34-46	5 th	-12.0	
81	6/27	vs. TB	W	22-8	Sugano/Orze	35-46	5 th	-12.0	20,047
82	6/28	vs. TB	L	11-3	Littell/Eflin	35-47	5 th	-12.0	30,491
83	6/29	vs. TB	W	5-1	Kremer/Bradley	36-47	5 th	-12.0	19,226
84	6/30	at TEX	W	10-6 (10)	Akin/Milner	37-47	5 th	-11.0	27,420
JUNE TOTALS: 16-11				TEAM ERA: 4.05		TEAM AVG: .253			
85	7/1	at TEX	L	10-2	deGrom/Young/Latz	37-48	5 th	-11.0	30,933
86	7/2	at TEX	L	6-0	Eovaldi/Sugano/Dunning	37-49	5 th	-11.0	27,636
	7/3	OFF DAY				37-49	5 th	-11.5	
87	7/4	at ATL	W	3-2	Morton/Strider/Bautista	38-49	5 th	-11.5	40,249
88	7/5	at ATL	W	9-6 (10)	Bautista/Montero/Cano	39-49	5 th	-11.5	37,170
89	7/6	at ATL	W	2-1	Rogers/Holmes/Dominguez	40-49	5 th	-11.5	34,012
	7/7	OFF DAY				40-49	5 th	-12.0	
90	7/8	vs. NYM	L	7-6 (10)	Díaz/Cano/Brazobán	40-50	5 th	-13.0	35,200
	7/9	vs. NYM	**POSTPONED**	Rescheduled for 7/10 (DH)		40-50	5 th	-12.5	
91	7/10-1	vs. NYM	W	3-1	Wolfram/Stanek/Bautista	41-50	5 th	-12.0	25,262
92	7/10-2	vs. NYM	W	7-3	Sugano/Hagenman	42-50	5 th	-11.5	17,961
93	7/11	vs. MIA	W	5-2	Kremer/Cabrera	43-50	5 th	-11.5	22,213
94	7/12	vs. MIA	L	6-0	Junk/Rogers	43-51	5 th	-11.5	34,332
95	7/13	vs. MIA	L	11-1	Pérez/Young	43-52	5 th	-11.5	17,759

7/14 Home Run Derby (Truist Park - Atlanta, GA)									
7/15 MLB All-Star Game (Truist Park - Atlanta, GA)									
7/16-17 All-Star Break									
96	7/18	at TB	L	11-1	Bradley/Morton	43-53	5 th	-12.5	10,046
97	7/19	at TB	L	4-3	Uceta/Domínguez/Fairbanks	43-54	5 th	-13.5	10,046
98	7/20	at TB	W	5-3	Rogers/Pepiot/Bautista	44-54	5 th	-13.5	9,195
99	7/21	at CLE	L	10-5	Bibee/Selby	44-55	5 th	-14.5	21,748
100	7/22	at CLE	L	6-3	Cantillo/Young/Clase	44-56	5 th	-14.5	22,714
101	7/23	at CLE	L	3-2	Gaddis/Selby/Clase	44-57	5 th	-15.5	30,476
102	7/24	at CLE	W	4-3	Morton/Allen/Soto	45-57	5 th	-15.5	26,223
103	7/25	vs. COL	L	6-5	Bird/Kittredge/Halvorsen	45-58	5 th	-16.5	25,090
104	7/26	vs. COL	W	18-0	Rogers/Senzatela	46-58	5 th	-16.5	20,188
105	7/27	vs. COL	W	5-1	Sugano/Gomber	47-58	5 th	-15.5	16,407
106	7/28	vs. TOR	W	11-4	Martin/Bassitt	48-58	5 th	-14.5	20,176
107	7/29-1	vs. TOR	W	16-4	Morton/Lucas	49-58	5 th	-13.5	16,194
108	7/29-2	vs. TOR	W	3-2	Kittredge/Hoffman/Martin	50-58	5 th	-12.5	14,929
109	7/30	vs. TOR	L	9-8	Fluharty/Cano/Hoffman	50-59	5 th	-13.5	17,049
JULY TOTALS: 13-12				TEAM ERA: 4.79		TEAM AVG: .257			
110	8/1	at CHC	L	1-0	Horton/Rogers/Palencia	50-60	5 th	-13.5	40,520
111	8/2	at CHC	W	4-3	Wolfram/Thielbar/Akin	51-60	5 th	-13.5	40,781
112	8/3	at CHC	L	5-3	Palencia/Akin	51-61	5 th	-13.5	39,430
113	8/4	at PHI	L	13-3	Luzardo/Povich	51-62	5 th	-14.5	41,099
114	8/5	at PHI	L	5-0	Walker/Kremer	51-63	5 th	-15.5	43,660
115	8/6	at PHI	W	5-1	Rogers/Suárez	52-63	5 th	-15.5	42,030
8/7		OFF DAY				52-63	5 th	-15.5	
116	8/8	vs. ATH	W	3-2	Sugano/Ginn/Akin	53-63	5 th	-14.5	20,796
117	8/9	vs. ATH	L	11-3	Perkins/Young	53-64	5 th	-14.5	30,078
118	8/10	vs. ATH	L	3-2	Alvarado/Akin	53-65	5 th	-15.5	23,183
8/11		OFF DAY				53-65	5 th	-15.5	
119	8/12	vs. SEA	L	1-0	Kirby/Kremer/Muñoz	53-66	5 th	-16.5	19,356
120	8/13	vs. SEA	W	4-3	Akin/Brash	54-66	5 th	-15.5	17,290
121	8/14	vs. SEA	W	5-3	Sugano/Evans/Enns	55-66	5 th	-15.5	14,083
122	8/15	at HOU	W	7-0	Young/Valdez	56-66	5 th	-15.5	33,654
123	8/16	at HOU	L	5-4 (12)	De Los Santos/Akin	56-67	5 th	-16.5	37,641
124	8/17	at HOU	W	12-0	Kremer/Javier	57-67	5 th	-15.5	36,411
125	8/18	at BOS	W	6-3	Rogers/May	58-67	5 th	-14.5	36,961
126	8/19	at BOS	W	4-3 (11)	Cano/Whitlock/Martin	59-67	5 th	-14.0	37,435
8/20		OFF DAY				59-67	5 th	-14.0	
127	8/21	vs. HOU	L	7-2	Alexander/Young	59-68	5 th	-14.5	18,061
128	8/22	vs. HOU	L	10-7	Okert/Povich/Abreu	59-69	5 th	-15.5	24,224
129	8/23	vs. HOU	L	9-8	Blubaugh/Enns/Abreu	59-70	5 th	-16.5	30,159
130	8/24	vs. HOU	W	3-2	Rogers/Arrighetti/Akin	60-70	5 th	-15.5	19,746
131	8/25	vs. BOS	L	4-3	Fitts/Sugano/Chapman	60-71	5 th	-16.5	15,740
132	8/26	vs. BOS	L	5-0	Giolito/Bradish	60-72	5 th	-16.5	14,776
133	8/27	vs. BOS	L	3-2	Weissert/Akin/Chapman	60-73	5 th	-17.5	16,790
134	8/28	vs. BOS	L	3-2	Hicks/Garcia/Matz	60-74	5 th	-18.0	15,374
135	8/29	at SF	L	15-8	Bivens/Kremer	60-75	5 th	-18.0	40,043
136	8/30	at SF	W	11-1	Rogers/Seymour	61-75	5 th	-17.0	37,711
137	8/31	at SF	L	13-2	Verlander/Sugano/Bivens	61-76	5 th	-18.0	39,220
AUGUST TOTALS: 11-17				TEAM ERA: 4.13		TEAM AVG: .228			
138	9/1	at SD	W	4-3	Enns/Adam/Akin	62-76	5 th	-17.0	45,586
139	9/2	at SD	W	6-2	Wells/Darvish	63-76	5 th	-17.0	42,536
140	9/3	at SD	W	7-5	Povich/Cortes/Cano	64-76	5 th	-17.0	35,019
9/4		OFF DAY				64-76	5 th	-17.0	
141	9/5	vs. LAD	W	2-1	Cano/Scott	65-76	5 th	-17.0	25,481
142	9/6	vs. LAD	W	4-3	Suárez/Treinen	66-76	5 th	-16.0	42,612*
143	9/7	vs. LAD	L	5-2	Kershaw/Sugano/Dreyer	66-77	5 th	-16.0	27,874
9/8		OFF DAY				66-77	5 th	-16.0	
144	9/9	vs. PIT	W	3-2 (11)	Enns/Moreta	67-77	5 th	-16.0	15,488
145	9/10	vs. PIT	W	2-1 (10)	Suárez/Nicolas	68-77	5 th	-15.0	18,210
146	9/11	vs. PIT	W	3-2	Wolfram/Holderman/Akin	69-77	5 th	-15.0	13,957
147	9/12	at TOR	L	6-1	Fisher/Enns	69-78	5 th	-16.0	34,376
148	9/13	at TOR	3:07 PM	MASN2					
149	9/14	at TOR	1:37 PM	MASN2					
150	9/15	at CWS	7:40 PM	MASN2					
151	9/16	at CWS	7:40 PM	MASN2					
152	9/17	at CWS	2:10 PM	MASN2					
153	9/18	vs. NYY	7:15 PM	FOX					
154	9/19	vs. NYY	7:05 PM	MASN					
155	9/20	vs. NYY	7:05 PM	MASN					
156	9/21	vs. NYY	1:35 PM	MASN					
9/22		OFF DAY							
157	9/23	vs. TB	6:35 PM	MASN2					
158	9/24	vs. TB	6:35 PM	MASN2 FS1*					
159	9/25	vs. TB	1:05 PM	MASN					
160	9/26	at NYY	7:05 PM	MASN					
161	9/27	at NYY	1:05 PM	MASN					
162	9/28	at NYY	3:05 PM	MASN					
SEPTEMBER TOTALS: 8-2				TEAM ERA: 2.64		TEAM AVG: .209			
*Indicates home sellout									
^Indicates out-of-market broadcast									
Pitchers in CAPS indicates complete game									
All times listed are Eastern									
MASN and MASN2 games can also be streamed locally via MASN+									
All games broadcast on the Orioles Radio Network and 98 Rock 97.9 FM/HD2 & WBAL NewsRadio 1090 AM/101.5 FM									
<div><div></div><div></div></div> <div><div></div><div></div></div>									
DELAYS & POSTPONEMENTS									
DATE	OPPONENT (Reason)			TIME (Delay)		RESULT			
9/6	vs. LAD (inclement weather)			0:20 (pregame)		W, 4-3			
8/14	vs. SEA (rain)			2:18 (top 6 th)		W, 5-3			
8/13	vs. SEA (inclement weather)			1:40 (pregame)		W, 4-3			
7/27	vs. COL (inclement weather)			0:28 (pregame)		W, 5-1			
7/20	at TB (rain)			2:36 (top 7 th)		W, 5-3			
7/13	vs. MIA (inclement weather)			1:38 (pregame)		L, 11-1			
7/9	vs. NYM (inclement weather)			Postponed		Rescheduled for a DH on 7/10			
7/8	vs. NYM (inclement weather)			0:46 (pregame)		L, 7-6			
6/19	at TB (inclement weather)			0:10 (pregame)		W, 4-1			
6/13	vs. LAA (rain)			2:16 (pregame, bottom 5 th)		W, 2-0			
5/28	vs. STL (rain)			0:31 (pregame)		L, 6-4			
5/24 (G1)	at BOS (rain)			0:26 (pregame)		L, 6-5			
5/23 (G2)	at BOS (rain)			Postponed		Rescheduled for a DH on 5/24			
5/22	at BOS (rain)			Postponed		Rescheduled for a DH on 5/23			
5/16	vs. WSH (inclement weather)			0:12 (pregame)		L, 4-3			
5/13	vs. MIN (inclement weather)			Postponed		Rescheduled for a DH on 5/14			
5/3	vs. KC (rain)			0:57 (top 2 nd)		L, 4-0			
4/25	at DET (inclement weather)			Postponed		Rescheduled for a DH on 4/26			
4/11	vs. TOR (rain)			Postponed		Rescheduled for a DH on 7/29			
TOTAL TIME OF DELAYS: 14:18									
COLDEST GAME TIME TEMPERATURE: 45 degrees, April 5 at Kansas City (W, 8-1)									
WARMEST GAME TIME TEMPERATURE: 100 degrees, 2x, last: June 24 vs. Texas (L, 6-5 [10])									