

BALTIMORE ORIOLES (26-39) vs. DETROIT TIGERS (44-24)

RHP Zach Eflin (5-2, 4.47) vs. RHP Casey Mize (6-1, 2.91)

Wednesday, June 11, 2025 • 6:35 p.m. ET • Oriole Park at Camden Yards • Baltimore, MD

TV: MASN2 • Radio: 98 Rock 97.9 FM/HD2 & WBAL NewsRadio 1090 AM/101.5 FM

Game No. 66

Home Game No. 31

O's AT A GLANCE	
Overall	26-39
Home	12-18
Road	14-21
Day	14-18
Night	12-21
Current Streak	1L2
Last 5 Games	2-3
Last 10 Games	7-3
March	3-2
April	9-16
May	9-18
June	5-3
July	-
August	-
September	-
vs. LHSP	4-14
vs. RHSP	22-25
Series Opener	10-12
Series Opener at Home	6-5
Series Opener on Road	4-7
By Series	5-13-3
By Home Series	3-6-1
By Road Series	2-7-2
Rubber Games	3-7
Sweeps/Were Swept	2-4
Scored First	21-13
Opponent Scored First	5-26
1-run games	9-8
Comeback Wins	11-19
Last AB Wins	1-6
Walkoff Wins	0-1
Extra Innings	1-2
Led After 6	22-4
Led After 7	24-3
Led After 8	26-0
Tied After 6	2-3
Tied After 7	1-4
Tied After 8	0-3
Behind After 6	2-32
Behind After 7	1-32
Behind After 8	0-36
vs. AL Teams	21-26
vs. AL East	8-8
vs. AL Central	7-15
vs. AL West	6-3
vs. NL Teams	5-13
vs. NL East	1-5
vs. NL Central	3-6
vs. NL West	1-2
Hit 0 HR	6-20
Hit 1+ HR	20-19
Hit 2+ HR	11-8
Scored 3 or Fewer Runs	6-27
Scored 4 or More Runs	20-12
Allowed 3 or Fewer Runs	19-2
Allowed 4 or More Runs	7-37
More Hits than Opponent	16-8
Fewer Hits than Opponent	9-28
Committed No Errors	18-20
Committed 1 or More Errors	8-19
Starter Goes at least 5 inn	21-20
Starter Goes at least 6 inn	14-7
Starter Goes at least 7 inn	5-2

BIRDLAND BITES: The Orioles continue a six-day, six-game homestand tonight against the Tigers (0-1, 2 to play) and Angels (3 to play)...The O's have won 10 of their last 16 games since May 24 after going 1-9 in their previous 10 games...Baltimore enters play today 8.5 games behind Minnesota for the third AL Wild Card spot...The Birds remaining opponents own a .514 winning percentage, fourth highest in the majors behind the White Sox (.522), Reds (.518), and Athletics (.515).

🦅 Tonight, the Orioles look to end a six-game losing skid to the Tigers dating to September 21, 2024...Baltimore has not dropped seven straight to Detroit since a franchise-record nine-game skid from August 1, 2021-September 20, 2022.

🦅 Last night, O's pitching issued one free pass, lowering their walk rate to 5.5 percent in June, third lowest in the majors behind the Cubs (4.4% walk rate) and Marlins (5.1% walk rate)...Baltimore's 9.1 percent walk rate through May was 10th highest in MLB.

🦅 The Birds have scored five runs or fewer in eight straight home games since May 18, their longest streak since April 11-20, 2022 (also 8 G)...They have not scored five runs or fewer in nine straight home games since a nine-game stretch from September 14-29, 2021.

🦅 The Orioles have drawn at least one walk in 142 straight games since July 2, 2024, the longest active stretch in the majors ahead of the Diamondbacks (56 G) and Yankees (32 G)...It's the second-longest such streak in franchise history behind a 155-game stretch from June 23, 1955-June 24 (G1), 1956...The last MLB team with a longer streak was the Athletics, who had a 146-game run from August 9, 2019-May 14, 2021.

HOLLIDAY SEASON: Jackson Holliday has reached safely in a career-high 13 straight games since May 26, the fifth-longest active run in the AL and tied for seventh longest in MLB.

🦅 He has hit safely in 16 of his last 18 games at Camden Yards since April 28, slashing .361/.378/.653 (26-for-72) with six doubles, five home runs, and 11 RBI.

🦅 He ranks among AL second basemen in OPS (2nd, .758), slugging percentage (2nd, .439), extra-base hits (2nd, 20), hits (2nd, 59), batting average (2nd, .267), RBI (3rd, 27), total bases (3rd, 97), and on-base percentage (4th, .319).

🦅 Since May 1, he is slashing .307/.350/.507 (23-for-75) with one double, one triple, and four home runs on fastballs (four-seam, sinker, cutter) after opening the season with a .220/.333/.317 (9-for-41) line with one double and one home run.

WHAT A RELIEF: Oriole relievers have posted a 1.80 ERA (11 ER/55.0 IP) over the last 16 games since May 24, the fourth-lowest mark among all MLB bullpens during that period...They own a 33.2 percent strikeout rate in that time (72 K, 217 BF) while recording a 7.8 percent walk rate (17 BB, 217 BF)...The Birds received a 5.62 ERA (116 ER/185.2 IP) from relievers through May 23, fourth highest in MLB ahead of the Angels (6.57 ERA), Nationals (6.27 ERA), and Athletics (6.06 ERA).

🦅 **Seranthony Dominguez** has made seven straight scoreless appearances (7.2 IP), limiting opponents to a .080 (2-for-25) clip with 12 strikeouts against two walks.

🦅 **Yennier Cano** owns a 1.50 ERA (1 ER/6.0 IP) with nine strikeouts and zero walks across his last eight appearances.

🦅 **Gregory Soto** has posted a 1.69 ERA (1 ER/5.1 IP) with nine strikeouts against one walk over his last seven outings since May 24.

THAT'S MORE LIKE IT: In 18 games since May 21, **Gunnar Henderson** is slashing .309/.390/.412 (21-for-68) with four doubles, one homer, five RBI, and eight walks...He has hit safely in seven straight against the Tigers since September 20, 2024, and reached base safely in 10 straight since September 13, 2024, batting .333 (13-for-39) with five doubles, one triple, one homer, and six RBI during the 10-game run.

ROLE REVERSAL: The Birds have permitted 92 home runs, third most in the majors ahead of the Athletics (103 HR) and Blue Jays (94 HR)...Over their last 15 games since May 24 (G2), however, they have allowed only 10 long balls.

🦅 The O's have allowed one or zero home runs in a season-high 11 straight games, their longest such streak since a 15-ga e run from May 29-June 13.

NIP AND TUCK: Since May 24, Baltimore has played 13 games decided by three runs or fewer (8-5, .516), the second most such games in the AL behind Los Angeles (14 G) and fifth most in MLB during that stretch...The O's played in 23 such games to open the season, tied with the Cubs for the fewest in the majors, going 7-16 (.304) in those contests...The Birds 36 games overall are tied with the Brewers for second fewest in MLB ahead of the Cubs (32 G).

DUCKS ON THE POND: The O's are batting .177 (42-for-237) with runners in scoring position and two outs, the second-lowest mark in the majors ahead of the Pirates (.171, 40-for-234)...The .177 clip is the lowest figure by a Baltimore club in franchise history (since 1954), with the next closest teams being the 2018 (.199) and 1988 (.204) Orioles.

CAMDEN CONFINES: Baltimore pitching owns a 5.65 ERA (170 ER/271.0 IP) in 30 home games, compared to a 4.57 ERA (151 ER/297.1 IP) in 35 road games...O's starters have recorded a 6.16 ERA (102 ER/149.0 IP) at home, the second-highest mark by an MLB staff in their home ballpark ahead of the Rockies (7.45 ERA)...Baltimore relievers, however, have a 1.19 ERA (5 ER/37.2 IP) over their last 11 games at Camden Yards since May 28.

MOTOWN IN THE 410: The O's and Tigers continue their six-game season set tonight in Baltimore...The Birds are 2-8 against the Tigers since the beginning of the 2024 campaign after taking six of seven from Detroit in 2023.

🦅 In 2024, O's right-hander **Corbin Burnes** and catcher **Adley Rutschman** became the first pair of teammates to form the starting battery of the All-Star game for the American League since Detroit's **Kenny Rogers** (P) and **Iván Rodríguez** (C) in Pittsburgh in 2006.

O's vs. TIGERS		
Current Streak		L6
2025 Record		0-4
at Oriole Park at Camden Yards		0-1
at Comerica Park		0-3
All-Time (since 1954)		465-437
at Home		240-210
on Road		225-227
2025 Schedule		
Date	Score	Win/Loss/Save
4/26-1	L, 4-3	Mize/Young/Vest
4/26-2	L, 6-2	Hurter/Morton
4/27	L, 7-0	Skubal/Kremer
6/10	L, 5-3	Lee/Povich/Vest
6/11		6:35 p.m. ET
6/12		6:35 p.m. ET
Indicates Home		

O's AT HOME	
Record	12-17
Team AVG/OBP/SLG	.243/.302/.422
Fielding Errors	17
Team ERA	5.65 (170 ER/271.0 IP)
Starters ERA	6.16 (102 ER/149.0 IP)
Bullpen ERA	5.02 (68 ER/122.0 IP)
Saves/Opps	9/13
Best Homestand	.667 (4-2), 5/26-6/1
Worst Homestand	.000, 5/13-18 (0-6)

MAKE THEM EARN IT	
Lowest Walk Rate, MLB (Min. 150 BF)	
1) Steven Matz (STL)	2.0%
2) Tarik Skubal (DET)	2.2%
3) Zach Eflin (BAL)	3.2%
4) Zack Littell (TB)	3.4%
5) Matthew Liberatore (STL)	3.6%

'PEN PALS	
Lowest Bullpen ERA, Since May 24	
1) Chicago Cubs	0.46
2) San Francisco Giants	1.52
3) Texas Rangers	1.72
4) Baltimore Orioles	1.80
5) San Diego Padres	1.86

ACTION JACKSON	
Longest Active On-Base Streaks, AL	
1. José Ramírez (CLE)	36 G
2. Vinnie Pasquantino (KC)	25 G
3. Ty France (MIN)	21 G
4. Gleyber Torres (DET)	17 G
5. Jackson Holliday (BAL)	13 G

THIS DATE IN O'S HISTORY	
June 11, 2012 - The Orioles win their ninth straight extra-inning game on Matt Wieters’ one-out RBI double in the 10 th inning to beat the Phillies, 5-4, at Camden Yards. It is the Orioles’ second straight extra-inning walk-off, breaking the club record of eight set twice previously.	
June 11, 2023 - Rookie infielder Gunnar Henderson blasts a 462-foot, three-run homer, the longest ever to land on Eutaw Street, to lead the Orioles to an 11-3 Orioles win and a sweep of the Royals. The home run caps a week in which Henderson bats .526 with three homers, six RBI, five runs scored and two stolen bases in five games and is named AL Player of the Week.	

UPCOMING SCHEDULE					
DATE	OPPONENT	TIME	ORIOLES STARTER	OPPONENT STARTER	TV
June 12	DETROIT	6:35 p.m.	RHP Dean Kremer (5-6, 4.98)	LHP Tarik Skubal (6-2, 2.16)	MASN2
MASN and MASN2 games can also be streamed locally via MASN±...All games broadcast on the Orioles Radio Network and 98 Rock 97.9 FM/HD2 & WBAL NewsRadio 1090 AM/101.5 FM					

#24ZACH EFLINRHP



5-2, 4.47 ERA

HT: 6-6WT: 220
DOB: 4/8/94Age: 31
Bats: RThrows: R

PITCH TYPE (2025)	USAGE	AVG. VELOCITY
Cutter.....	21.2%	88.1 mph
Sinker.....	19.4%	91.5 mph
Curveball.....	15.8%	77.7 mph
Changeup.....	15.6%	86.5 mph
Sweeper.....	14.3%	79.0 mph
Fastball.....	13.6%	91.7 mph

QUICK HITS: Set to make his sixth start since being placed on the 15-day Injured List (right lat strain) on April 9, retroactive to April 8...Has recorded a 4.50 ERA (17 ER/28.1 IP) in five starts since returning from the IL...Made one rehab appearance with High-A Aberdeen on May 4 and tossed 4.0 scoreless innings, scattering two hits and two walks with four strikeouts...Was acquired by the O's from the Tampa Bay Rays in exchange for minor leaguers RHP Jackson Baumeister, INF/OF Mac Horvath, and OF Matthew Etzel on July 26, 2024.

LAST TIME OUT: Earned his second consecutive win on June 5 at Seattle after allowing three runs on eight hits (1 HR) with a season-high seven strikeouts in 6.0 innings...Has pitched back-to-back quality starts after allowing 12 earned runs through his two prior outings from 5/18-24 (G1)...Threw 88 pitches, 61 strikes.
🏆 Notched his fourth walkless start of the season, tied with **Tomoyuki Sugano** for the team lead.

JUST A CITY BOY: Set to make his third career start against the Tigers, having gone 1-1 with a 1.54 ERA (2 ER/11.2 IP) in his prior two outings...Last faced Detroit on September 13, 2024 at Comerica Park, taking the loss after tossing 6.2 innings of one-run ball on five hits (1 HR) and one walk with three strikeouts in a 1-0 Orioles loss.
🏆 Through 16 career appearances (15 GS) against the AL Central, Eflin has gone 10-4 with a 3.21 ERA (32 ER/89.2 IP) and 69 strikeouts against 13 walks.

IN CONTROL: Eflin has walked six batters across 46.1 innings, producing a 3.2 percent walk rate, the third-lowest mark in the majors (min. 150 BF) behind STL's Steven Matz (2.0%) and DET's Tarik Skubal (2.2%).
🏆 Has issued six walks so far this year, his most free passes through his first seven starts of the season since 2022 (7 BB).
🏆 From June 14, 2022-July 10, 2024, Eflin issued two walks or fewer in 51 consecutive starts, the eighth-longest such streak in MLB since 1901 behind MIN's/PHI's Carlos Silva (99), BOS' Cy Young (85), SEA's George Kirby (64, active), MIN's Phil Hughes (64), MIN's Brad Radke (62), NYG's Carl Hubbell (61), and BOS'/SD's David Wells (59).

STRIKEOUT STUFF: Eflin has struck out 13 batters over his last two starts after fanning 18 batters across his first five starts of the season...Prior to his last two starts, he had struck out five batters or fewer in 10 straight starts from September 7, 2024-May 24 (G1), 2025, hit longest streak since June 9, 2022-April 1, 2023 (12 G/5 GS).

BEHIND THE CURVE: Opponents are slashing .433/.433/.767 (13-for-30) with eight extra-base hits (7 2B, 1 HR) off his curveball, compared to .291/.289/.472 (37-for-127) with nine extra-base knocks (2 2B, 7 HR) in 2024...34.7 percent of his extra-base hits surrendered on the year have come off the pitch, despite its 15.8 percent usage...The .767 opponent slugging percentage this year is his highest mark against any single offering in his career.
🏆 Through his first seven starts in 2024, Eflin had only utilized his curveball 5.2 percent of the time, holding batters to a .250 average (10-for-40) with one double.

WE'RE GOING STREAKING: From July 24, 2024, to May 11, 2025, Eflin allowed three runs or fewer in a career-best 14 straight starts...Before his streak was snapped on May 18, the 14-start stretch tied with SD's Michael King for the longest active streak in the majors...During that stretch, he went 8-3 with a 2.79 ERA (26 ER/84.0 IP).

FOLLOW THE LEADER: In 17 starts since joining the O's, Eflin is 10-4 with a 3.45 ERA (39 ER/101.2 IP), with the Birds going 12-5 in his starts...Eflin has a 6.29 run support average during the 17-start stretch since July 29, 2024, the fifth-highest mark in the majors during that stretch (min. 100. IP) behind CHC's Shota Imanaga (6.81 RSA), MIL's Jose Quintana (6.73 RSA), NYY's Max Fried (6.47 RSA), and AZ's Brandon Pfaadt (6.45 RSA).

2025 & CAREER SPLITS

2025						CAREER					
	W-L	ERA	G/S	IP	ER		W-L	ERA	G/S	IP	ER
Home	1-2	5.40	3/3	18.1	11		38-26	3.49	92/86	520.1	202
Road	4-0	3.86	5/5	28.0	12		29-38	4.85	102/96	528.1	285
Day	4-1	4.98	6/6	34.1	19		22-25	4.48	73/68	389.1	194
Night	1-1	3.00	2/2	12.0	4		45-39	4.00	121/114	659.1	293

	AVG	AB	H	HR	BB	K		AVG	AB	H	HR	BB	K
vs. Left	.272	103	28	8	3	14		.259	1960	507	92	132	424
vs. Right	.243	74	18	2	3	17		.262	2126	557	62	82	479
TOTALS	.260	177	46	10	6	31		.260	4086	1064	154	214	903

RUN SUPPORT (as starter in '25)

0 Runs.....	1
1 Run.....	1
2 Runs.....	1
3 Runs.....	--
4 Runs.....	1
5 Runs.....	2
6 Runs.....	--
7 Runs.....	1
8 Runs.....	--
9 Runs.....	1
10+ Runs.....	--
Total.....	33
RSA/9.....	6.41

RUNS ALLOWED BY INNING ('25)

1 st	5
2 nd	7
3 rd	1
4 th	4
5 th	5
6 th	2
7 th	--
8 th	--
9 th	--
Total.....	24

MISCELLANEOUS 2025 STATS

WHIP.....	1.12
K/9.....	6.02
BB/9.....	1.17
QS.....	5
#P/IP.....	14.8
Opponents	
AVG:.....	.260
OBP:.....	.289
SLG:.....	.503
OPS:.....	.792

2025 HIGHS

Innings: 7.0, 5/30 vs. CWS
Hits: 10, 5/18 vs. WSH
Runs: 8, 5/18 vs. WSH
Earned Runs: 8, 5/18 vs. WSH
Strikeouts: 7, 6/5 at SEA
Walks: 2, 2x, last: 5/24 (G1) at BOS
Home Runs: 4, 5/18 vs. WSH
Winning Streak: 2, 2x, last: 5/30-pres.
Losing Streak: --
Shortest Start: 5.0, 2x, last: 5/24 (G1) at BOS
Pitches Thrown: 99, 5/30 vs. CWS
Low-Hit CG: --

CAREER HIGHS

Innings: 9.0, 4x, last: 5/11/19 at KC
Hits: 11, 2x, last: 6/24/19 vs. NYM
Runs: 10, 7/27/19 vs. ATL
Earned Runs: 8, 2x, last: 5/23/17 vs. COL
Strikeouts: 12, 3x, last: 5/22/22 vs. LAD
Walks: 4, 6x, last: 7/19/24 at NYY
Home Runs: 4, 3x, last: 5/18/25 vs. WSH
Winning Streak: 6, 6/5/18-7/3/18
Losing Streak: 4, 2x, last: 5/13-30/21
Shortest Start: 2.0 IP, 6/19/22 at WSH
Pitches Thrown: 110, 5/11/19 at KC
Low-Hit CG: 4, 9/23/22 vs. HOU

EFLIN vs. DET

PLAYER	AVG	AB	H	HR	RBI
Báez	.200	10	2	0	0
Carpenter	.400	5	2	1	1
Dingler	.000	2	0	0	0
Greene	.167	6	1	0	0
Jones	.000	2	0	0	0
Keith	.000	3	0	0	0
McKinstry	.500	4	2	0	1
Meadows	.333	3	1	0	0
Pérez	.333	3	1	0	0
Rogers	—	—	—	—	—
Sweeney	.000	1	0	0	0
Torkelson	.400	5	2	0	0
Torres	.111	18	2	0	0

MIZE vs. BAL

PLAYER	AVG	AB	H	HR	RBI
Carlson	.333	3	1	0	0
Cowser	—	—	—	—	—
Handley	—	—	—	—	—
Henderson	.000	3	0	0	0
Holliday	.500	2	1	0	0
Laureano	.000	5	0	0	0
Mateo	.000	2	0	0	0
Mayo	—	—	—	—	—
Mullins	.250	8	2	0	0
O'Hearn	.545	11	6	2	0
Rutschman	—	—	—	—	—
Urías	.333	6	2	0	0
Westburg	.667	3	1	0	0

EFLIN'S 2025 STARTS

DATE	OPP	SCORE	WHEN LEFT	DEC	IP	H	R	ER	BB	K	HR	PIT	STR
3/27	at TOR	12-2	6-2	W	6.0	2	2	2	1	2	1	78	49
4/2	vs. BOS	0-3	0-3	L	6.0	8	3	3	0	5	1	87	60
4/7	at AZ	5-1	5-1	W	6.0	4	1	1	0	1	0	73	47
5/11	at LAA	7-3	3-2	W	5.0	5	2	2	2	5	0	83	54
5/18	vs. WSH	4-10	1-8	L	5.1	10	8	8	0	4	4	93	61
5/24 (G1)	at BOS	5-6	5-4	ND	5.0	5	5	4	2	1	3	83	52
5/30	vs. CWS	2-1	2-0	W	7.0	4	0	0	1	6	0	99	67
6/5	at SEA	4-3	4-3	W	6.0	8	3	3	0	7	1	88	61
TOTALS					5-2	46.1	46	24	23	6	31	684	451 (65.9%)

TOMORROW'S STARTER: RHP DEAN KREMER (5-6, 4.98)

LAST TIME OUT: Suffered the loss on June 6 at the Athletics after allowing five runs on eight hits and one walk with two strikeouts in 5.1 innings...Has failed to complete 6.0 innings in four of his last five starts...Has a 6.33 ERA (34 ER/48.1 IP) across nine starts on the road this year compared to a 2.25 ERA (6 ER/24.0 IP) through four home starts.

vs. DETROIT: Set to make his third career start and second of the season against the Tigers...Is 0-2 with an 8.44 ERA (10 ER/10.2 IP) through his prior two outings against the club...Last faced Detroit on April 27 at Comerica Park, taking the loss after allowing five runs on four hits and a season-high four walks with three strikeouts in 5.2 innings.



PITCHER	LAST OUTING	DEC.	IP	H	R	ER	BB	K	RETIRED/1 ST BF	IR/SCORED	SV/OPP	INNINGS-HIGH	STRIKEOUTS-HIGH
Akin	6/7 at ATH	W	0.1	1	0	0	0	0	20/27	12/1	0/2	2.0 (2x, last: 5/14 [G1] vs. MIN)	3 (2x, last: 4/30 vs. NYY)
Baker	6/8 at ATH	ND	1.0	1	1	1	0	1	24/30	15/2	2/4	1.2 (3/30 at TOR)	4 (3/30 at TOR)
Bautista	6/7 at ATH	SV	1.0	0	0	0	1	3	16/22	2/0	12/13	1.0 (21x, last: 6/7 at ATH)	3 (3x, last: 6/7 at ATH)
Blewett	6/10 vs. DET	ND	2.0	2	0	0	0	0	15/16	7/0	--	2.2 (4/18 vs. CIN)	4 (4/18 vs. CIN)
Cano	6/10 vs. DET	ND	1.0	1	0	0	0	3	17/27	9/3	0/2	1.1 (4/13 vs. TOR)	3 (6/10 vs. DET)
Domínguez	6/10 vs. DET	ND	1.1	0	0	0	0	0	18/27	16/1	1/2	1.2 (5/24 [G2] at BOS)	3 (2x, last: 5/28 vs. STL)
Kittredge	6/7 at ATH	HLD	1.0	0	0	0	0	1	5/7	3/1	--	1.0 (6x, last: 6/7 at ATH)	2 (3x, last: 6/5 at SEA)
Soto	6/7 at ATH	HLD	1.0	0	0	0	0	1	20/27	14/4	--	1.2 (4/4 at KC)	3 (3x, last: 6/4 vs. BOS)
2025 TOTALS	4.75 ERA	8-12	240.2	234	138	127	113	261	159/227	103/23	15/23	4.2 (McDermott, 5/20 at MIL)	6 (Morton, 5/17 vs. WSH)

45 • KEEGAN AKIN • LHP

1-0 • 2.93 ERA • 29 G (2 GS)

WHIP: 1.30

K/9: 9.76

BB/9: 4.55

vs. ALL: .218 (22-for-101)

vs. LHB: .283 (13-for-46)

vs. RHB: .164 (9-for-55)

⚡ Earned his first win of the season after spinning 0.1 scoreless inning on one hit on 6/7 at ATH...Surrendered a double to the only batter faced but got out of the inning on an outfield assist at home by Dylan Carlson...Pitched on three consecutive days (6/5-7, 1.2 IP) for the first time in his career

⚡ Has issued a walk in four of his last eight games and in five of his last 11 appearances (6 total BB)...Had walked six batters in his previous 17 games from 3/29-5/9

⚡ Lefties have gone 6-for-18 (.333) with two doubles and a homer since 5/14...Righties are 2-for-19 (.105) with zero extra-base hits in the same span

⚡ Owns a 28.8 percent strikeout rate (21 K/73 BF) over his last 18 appearances since 4/22...Had a 20.9 percent clip (9 K/43 BF) in his first 11 outings

⚡ Opponents are 0-for-24 with eight strikeouts against his changeup compared to 15-for-47 (.319) with 11 punchouts off his fastball, his most-utilized offering (51.4%)

⚡ Owns a 29.6 percent ground ball rate, the lowest of his career, and a career-high 70.4 percent air rate, surpassing his previous high set in 2020 (65.7%)

⚡ Has allowed two home runs to left-handed hitters (5/16 vs. WSH - Wood & 4/3 vs. BOS - Casas)...Allowed only two homers to lefties all of last season

43 • BRYAN BAKER • RHP

3-1 • 2 SV • 2.79 ERA • 30 G

WHIP: 0.97

K/9: 11.79

BB/9: 1.86

vs. ALL: .214 (22-for-103)

vs. LHB: .216 (11-for-51)

vs. RHB: .212 (11-for-52)

⚡ Surrendered one run on a solo home run to Max Muncy with one strikeout in 1.0 inning on 6/8 at ATH...Snapped a four-game (4.0 IP) scoreless streak...Was the first run allowed by the O's bullpen in the last 26.2 innings

⚡ Has converted both save opportunities this season (6/1 vs. CWS & 6/5 at SEA)

⚡ His 38 strikeouts rank 10th among AL relievers...His 34.9 percent strikeout rate is a career high

⚡ Has a career-low 5.5 percent walk rate

⚡ He's held left-handed hitters to a .167 (6-for-36) clip in his last 18 appearances since 4/30 after lefties went 5-for-15 (.333) in 12 games to open the season

⚡ His 13.3 percent inherited runner scored rate is seventh in MLB

⚡ Owns career highs in chase rate (27.9%), swing rate (50.1%), and whiff rate (30.9%)

⚡ Opponents are hitting .213 (10-for-47) against his fastball this season, down from .286 (12-for-42) a year ago...His 96.7 mph average fastball velocity is the highest of his career, up from 96.3 mph in 2024

74 • FÉLIX BAUTISTA • RHP

0-1 • 12 SV • 3.32 ERA • 22 G

WHIP: 1.34

K/9: 11.63

BB/9: 6.65

vs. ALL: .169 (13-for-77)

vs. LHB: .171 (6-for-35)

vs. RHB: .167 (7-for-42)

⚡ Converted his 12th save of the year on 6/7 at ATH after tossing a scoreless ninth inning on one walk with a season-high-tying three strikeouts (3x, last: 5/31 vs. CWS) on 6/7 at ATH...Has not allowed a run in four straight appearances after doing so in five of his previous seven outings from 5/11-30

⚡ Allowed two doubles on 5/30 vs. CWS, tying a career high for extra-base hits in an outing (also 9/24/22 vs. HOU & 5/16/22 vs. NYY)...Matched a career high with two doubles surrendered (also 9/24/22 vs. HOU)

⚡ Allowed a run in five of seven appearances from 5/11-30, including a career-high four straight from 5/11-21, after 10 of his first 11 games were scoreless

⚡ Opponents are 3-for-35 (.086) with 20 strikeouts and a 59.0 percent whiff rate against his split-finger

⚡ His 17.2 percent walk rate is the fifth highest in MLB among relievers

⚡ Recorded a save in a career-high six straight appearances from 4/19-5/9

⚡ Owns a career-high 53.1 percent ground ball rate, up 16.7 percent from 2023 (36.4%)

⚡ Made his season debut on 3/29 at TOR, marking his first major league game since 8/25/23 vs. COL (582 days)

⚡ His 60 career saves are the second most by an O's reliever through his first 142 appearances with the team, behind Gregg Olson (65)

67 • SCOTT BLEWETT • RHP

2-0 • 3.41 ERA • 17 G (1 GS)

WHIP: 1.31

K/9: 8.07

BB/9: 3.41

vs. ALL: .248 (27-for-109)

vs. LHB: .222 (12-for-54)

vs. RHB: .273 (15-for-55)

⚡ Threw 2.0 scoreless innings on two hits on 6/10 vs. DET...Has thrown 3.2 shutout frames in two games since rejoining the Orioles

⚡ Acquired from ATL in exchange for cash considerations on 6/6 after being designated for assignment...Marks his second stint with the Orioles after being claimed off waivers from MIN on 4/14...Was also designated for assignment by the Orioles on 4/19 and Twins on 4/12...Traded to the Braves for cash considerations on 4/20...Was a non-roster invitee to Spring Training with MIN and had his contract selected on 4/7

⚡ Has surrendered one unearned run in four games (8.0 IP) with the O's...Made his team debut on 4/15 vs. CLE (1.2 IP, 1 H, 0 R, 2 K)

⚡ Is 2-0 with a 3.67 ERA (11 ER/27.0 IP) with 25 hits (5 HR), 11 walks, and one hit batter with 26 strikeouts in 16 games (1 GS) with three MLB teams this season...Also allowed three runs in 2.1 innings with Triple-A St. Paul (MIN)

⚡ Allowed five of 11 earned runs this season on 6/5 vs. AZ (w/ATL)

78 • YENNIER CANO • RHP

1-4 • 4.09 ERA • 27 G

WHIP: 1.23

K/9: 10.23

BB/9: 2.45

vs. ALL: .253 (21-for-83)

vs. LHB: .344 (11-for-32)

vs. RHB: .196 (10-for-51)

⚡ Threw 1.0 scoreless inning on one hit with a season-high three strikeouts on 6/10 vs. DET...Had three total strikeouts in his previous five games (3.0 IP)...Five of his last eight appearances have been perfect after having two such games in his previous 15 outings from 4/12-5/19

⚡ Has not allowed a run in four June games (3.0 IP) after posting a 9.64 ERA (10 ER/9.1 IP) in 12 May appearances...Did not surrender an earned run in his first 12 games (10.2 IP) through 5/2 to begin the season

⚡ Lefties are slashing .423/.464/.692 (11-for-26) with one double and two homers in 23 appearances since 4/12

⚡ Is one of seven AL relievers with at least four losses

⚡ Has limited opponents to .182 (6-for-33) with 10 strikeouts against his sinker and .083 (1-for-12) with three strikeouts off his slider, compared to .448 (13-for-29) with nine strikeouts against his changeup

⚡ Owns a career-best 35.3 percent chase rate, ranked in the top five percent of MLB

⚡ Has recorded a 60.2 percent ground ball rate since 2023, the eighth-highest mark among MLB relievers during that stretch...Owns a 55.9 percent clip in 2025

56 • SERANTHONY DOMÍNGUEZ • RHP

2-1 • 1 SV • 4.21 ERA • 27 G

WHIP: 1.29

K/9: 11.22

BB/9: 5.26

vs. ALL: .200 (18-for-90)

vs. LHB: .289 (11-for-38)

vs. RHB: .135 (7-for-52)

⚡ Stranded an inherited runner in 1.1 perfect innings on 6/10 vs. DET...Marked his second career outing of more than 1.0 IP without a strikeout (also 8/15/18 vs. BOS, 1.1 IP)...Has struck out multiple batters in five out of his last seven outings

⚡ His 19 strikeouts since 5/15 lead MLB relievers

⚡ Has pitched 7.2 scoreless innings on two hits and two walks with 12 strikeouts in his last seven games after allowing 12 runs in 11 games from 4/26 (G2)-5/24 (G2)

⚡ His 6.3 inherited runners scored percent this year is the best among qualified relievers...Has allowed one of 16 inherited runners to score

⚡ Has limited the opposition to an .053 (1-for-19) clip with nine strikeouts against his sweeper and .063 (1-for-16) off his split finger...All three home runs allowed have come off his four seamer

⚡ His career-high 14.3 percent walk rate is eighth highest among AL relievers...Has issued two free passes in his last eight games (9.1 IP) since 5/24 (G2)

⚡ Lefties slashed .379/.471/.759 (11-for-29) with two doubles and three homers in his first 20 appearances (18.0 IP) through 5/24...Left-handers are 0-for-9 since

⚡ Holding right-handed batters to .135/.250/.154 (7-for-52) with one double...The .404 OPS against righties ranks seventh in the AL (min. 50 BF)

⚡ Allowed three runs on 4/26 (G2) at DET, snapping a streak of 10 consecutive appearances without allowing a run dating back to 9/29/24

⚡ Surrendered a hit on 4/19 vs. CIN, snapping a career-high-tying streak of seven consecutive hitless outings from 3/29-4/17

39 • ANDREW KITTREDGE • RHP

1-0 • 1.35 ERA • 7 G

WHIP: 1.35

K/9: 12.15

BB/9: 4.05

vs. ALL: .231 (6-for-26)

vs. LHB: .286 (4-for-14)

vs. RHB: .167 (2-for-12)

⚡ Recorded his third hold of the season in as many outings after completing 1.0 perfect inning with one strikeout on 6/7 at ATH...Has pitched three straight perfect games (2.2 IP) after allowing nine baserunners (6 H, 3 BB) across his previous three appearances (3.0 IP)

⚡ Righties went 2-for-3 in his appearance on 5/28 after he limited right-handed hitters to a .093 (4-for-43) clip with 14 strikeouts and one extra-base hit (2B) in his previous 22 appearances dating to 8/22/24

⚡ Reinstated from the 15-day Injured List on 5/21...Opened the season on the IL after undergoing left knee debridement on 4/7

⚡ Pitched in six rehab outings between High-A Aberdeen and Triple-A Norfolk, pitching to a 1.50 ERA (1 ER/6.0 IP) on six hits and two walks with six strikeouts

⚡ Entering this season, his 2.48 ERA (48 ER/174.0 IP) since 2021 ranked tied for seventh in the majors (min. 150 G)

⚡ Has also pitched for the Rays (181 G) and Cardinals (74 G) in his career...Was an AL All-Star in 2021 with TB

65 • GREGORY SOTO • LHP

0-2 • 3.97 ERA • 27 G

WHIP: 1.32

K/9: 10.72

BB/9: 3.18

vs. ALL: .247 (22-for-89)

vs. LHB: .205 (8-for-39)

vs. RHB: .280 (14-for-50)

⚡ Spun 1.0 perfect inning with one strikeout on 6/7 at ATH to record his team-leading 14th hold of the season...Has struck out six batters over his last three appearances after totaling five strikeouts in his seven prior outings since 5/19 at MIL

⚡ His 14 holds are tied for third in the AL and are the second most in his career behind 2023 (24)

⚡ Has pitched to a 2.79 ERA (3 ER/9.2 IP) in his 12 outings since 5/14 (G2) after compiling a 9.00 ERA (7 ER/7.0 IP) through nine appearances from 4/13-5/8...Began the year with six straight scoreless outings through 4/12

⚡ Opponents are slashing .279/.333/.471 (19-for-68) in his last 21 outings since 4/13 after batting .143/.250/.143 (3-for-21) in his first six appearances

⚡ Has limited lefties to a .172 (5-for-29) clip over his last 20 appearances since 4/16...Righties have gone 11-for-35 (.314) against him during that same period

⚡ Owns a career-low 8.0 percent walk rate, down 3.1 percent from last season (11.1%) and 0.8 percent lower than his previous best set in 2023 (8.8%)



15 • DYLAN CARLSON • OF (S)

214 • 3 HR • 11 RBI

Current Streak: 1 G (1-4; since 6/8)

2025 High: 6 G (5/28-6/4)

6/8 at ATH: 1-4

Homestand: --

On Friday at ATH, reached safely three times for the first time since 9/29/24 at BOS (w/TB)...Hit his first homer off a lefty since 8/2/24 at HOU (Yusei Kikuchi)

Slashing .292/.346/.542 (14-for-48) with three doubles, three home runs, and nine RBI in 14 games since 5/24 (G2)...Has hit safely in 10 of those...Opened the year 1-for-22 (.045) in 13 games

Hit safely in six straight from 5/28-6/4, his longest run since 6/24-29/22 (also 6 G)

Is 12-for-55 (.218) with three doubles and two home runs when batting left handed compared to 3-for-15 (.200) with one homer when batting right handed

Homered in consecutive games (5/25-26) for the third time in his career (last: 5/30-31/21)...The home run on 5/26 was the hardest hit homer of his career (107.6 mph)

17 • COLTON COWSER • OF (L)

195 • 3 HR • 3 RBI

Current Streak: 0-for-last-5 (since 6/8)

2025 High: 4 G (3/29-6/4)

Last Game: 0-4, 2 K

Homestand: 1 G, 0-4, 2 K

On Saturday at ATH, hit the furthest homer of his career (455 ft.), marking the furthest hit by an Oriole since Ryan Mountcastle (472 ft., 8/8/23 vs. HOU)

Is 6-for-25 (.240) with one double, two homers, and one walk in seven games since being reinstated from the 60-Day IL on 6/2...The O's went 20-34 with him on the IL

Placed on the 10-day IL with a left thumb fracture on 3/31 suffered while sliding into first base on 3/30 at TOR...Was transferred to the 60-day IL on 4/28...Started a rehab assignment on 5/22

Recorded his third career leadoff home run on 3/29 at TOR off Max Scherzer

98 • MAVERICK HANDLEY • C (R)

081 • 0 HR • 3 RBI

Current Streak: 0-for-last-8 (since 6/1)

2025 High: 2 G (5/28-6/1)

6/7 at ATH: 0-4, 2 K

Homestand: --

Snapped an 0-for-20 skid on 5/28 vs. STL with a fourth-inning single

Tallied his first two career RBI on 5/11 at LAA via sac fly and sac bunt...Was the first Oriole with a sac fly and sac bunt in the same game since Cedric Mullins (4/8/19 vs. OAK) and the first by a Baltimore catcher since Lenny Webster (5/10/97 vs. SEA)

Recorded his first MLB hit in the fourth inning on 5/8 at MIN, a single off Bailey Ober

Made his MLB debut on 4/29 vs. NYY, entering as a defensive replacement in the sixth inning...Struck out in both of his at bats...Was the first position player to debut for the Orioles this season...Had his contract selected from Triple-A Norfolk on 4/28

2 • GUNNAR HENDERSON • INF (L)

270 • 8 HR • 18 RBI

Current Streak: 4 G (7-16; since 6/5)

2025 High: 9 G (4/26 [G1]-5/4)

Last Game: 2-4, 2B, RBI, K

Homestand: 1 G, 2-4, 2B, RBI, K

On Saturday at ATH, reached base safely a season-high-tying four times (also 4/19 vs. CIN)...His three hits also matched a season high (3x, last: 5/3 vs. KC)

Extended his hitting streak against DET to seven games and his on-base streak against the club to 10 games yesterday after going 2-for-4...Owns an .842 OPS with six doubles, one triple, and two homers in 18 career games against the Tigers

On Thursday at SEA, his go-ahead homer snapped a season-high 15-game run without a long ball (last: 5/19 vs. WSH)...The O's are 57-18 for his career when he homers

Slashing .297/.366/.464 (41-for-138) with six doubles, one triple, five homers, and 13 RBI in 35 games since the beginning of May...Has 14 multi-hit efforts in that time

Scored three runs on 5/21 at MIL for the first time this season...Since the start of 2023, his 18 games with 3+ runs lead MLB ahead of CIN's Elly De La Cruz and LAD's Mookie Betts (both 14)

Recorded his 400th career hit on 5/30, becoming the sixth Oriole to do so before turning 24, (Machado, Ripken, Jr., Murray, Powell, & Brooks Robinson)

Had a 19-game on-base streak from 4/23-5/14, second longest of his career

His 93.6 mph average exit velocity ranks fourth in the AL...90 of his batted balls (54.9%) have been hard hit (95+ mph)

7 • JACKSON HOLLIDAY • INF (L)

267 • 8 HR • 27 RBI

Current Streak: 2 G (3-8; since 6/8)

2025 High: 10 G (5/14 [G2]-5/24[G1])

Last Game: 2-4, 2B, 2 R, K, SB

Homestand: 1 G, 2-4, 2B, 2 R, K, SB

Has reached base safely in a career-best 13 straight games since 5/26...The 13-game streak is the fifth longest in the AL and tied for the seventh longest in MLB

On Friday, his three hits matched a season high (5x, last: 5/28 vs. STL), while his two extra-base hits matched a career high (4x, last: 5/28 vs. STL)...Hit his second-career homer off a left-handed pitcher, joining 8/10/24 at TB (Tyler Alexander)

Has tallied an RBI in 12 of his last 22 games (15 total RBI) since 5/16...Had 12 RBI in his first 35 games through 5/15

Hit his first career leadoff homer on 5/31 vs. CWS...Became the second-youngest Oriole to hit a leadoff home run behind Paul Blair (21y, 075d on 4/17/65 at BOS & 21y, 100d on 5/12/65 vs. CLE)...Six of his eight homers have come at OPACY

Slashing .383/.500/.600 (23-for-60) with five doubles, one triple, and two homers when ahead in the count compared to .184/.195/.197 (14-for-76) with one double when behind in the count

Owned a career-best 10 game hitting streak from 5/14 (G2)-5/24 (G1)...Became the fifth Oriole (8th occurrence) to record a 10-game hitting streak before turning 22

12 • RAMÓN LAUREANO • OF (R)

266 • 7 HR • 15 RBI

Current Streak: 1 G (1-3; since 6/10)

2025 High: 5 G (5/14-19)

Last Game: 1-3, BB, 2 K

Homestand: 1 G, 1-3, BB, 2 K

On Saturday at ATH, tallied a season-high three RBI (also 4/19 vs. CIN)

Slashing .345/.403/.636 (19-for-55) with four doubles, four homers, and nine RBI in 16 games (15 GS) since 5/7...His 1.039 OPS during that stretch ranks sixth in the AL and eighth in MLB (min. 50 PA)

Ten of his last 12 homers since 8/17/24 have been off right-handed pitchers

Reinstated from the 10-day Injured List (left ankle sprain) on 6/6...Exited the game on 5/20 at MIL with left ankle discomfort and was placed on the Injured List on 5/24 (retroactive to 5/21)

Tied career highs with four hits (4x, last: 5/21/21 at LAA) and five times on base (4x, last: 9/15/23 vs. TEX) on 5/16 vs. WSH

His four outfield assists are tied for fourth in the AL...Since 2018, his 53 outfield assists are third in MLB behind LAD's Teoscar Hernandez (68) and Hunter Renfroe (65)

16 • COBY MAYO • INF (R)

147 • 0 HR • 1 RBI

Current Streak: 0-for-last-5 (since 6/8)

2025 High: 2 G (2x, last: 6/6-8)

Last Game: 0-3, K

Homestand: 1 G, 0-3, K

Stole his first career base in the fourth inning on Sunday at ATH after reaching on a single...Eight of his 10 career hardest-hit balls have come since being recalled on 5/31

On Friday at ATH, recorded his first career extra-base hit...In his minor league career, 48.8 percent of his hits have gone for extra bases (216 XBH, 443 H)

Drew a free pass in back-to-back games played from 6/4-6 and scored a run in three straight games from 6/1-4

Recalled from Triple-A Norfolk on 5/31, marking his second stint on the active roster this year (5/3-9)

In 45 games overall with Norfolk, is 38-for-168 (.226) with 10 doubles, two triples, eight home runs, 28 RBI, and 23 walks

Batting .500 (11-for-22) with three doubles, one triple, five home runs and 10 RBI against left-handed pitchers with the Tides

Currently tabbed by *MLB.com* as the No. 17 overall prospect in baseball

31 • CEDRIC MULLINS • OF (L)

227 • 10 HR • 31 RBI

Current Streak: 0-for-last-6 (since 5/28)

2025 High: 6 G (4/18-24)

Last Game: 0-4, K

Homestand: 1 G, 0-4, K

Reinstated from the 10-day Injured List (right hamstring strain) prior to yesterday's game...Was placed on the 10-day Injured List on 5/30, retroactive to 5/29

Slashed .179/.205/.369 (15-for-84) with four doubles and four homers in 22 games in May after slashing .278/.412/.515 (27-for-97) through 28 games in March and April...Struck out 27 times in May after fanning 25 times in 97 at bats in his first 28 games

His 4.35 pitches per plate appearance are second in the AL and fourth in MLB

Hit his fourth career grand slam on 5/14 (G2) vs. MIN (last: 9/11/23 vs. STL)...Surpassed the 300 career RBI mark with the grand slam, becoming the sixth Oriole to have at least 300 RBI and 100 stolen bases, joining Brady Anderson (744 RBI, 307 SB), Mark Belanger (385 RBI, 166 SB), Paul Blair (567 RBI, 167 SB), Al Bumbry (392 RBI, 252 SB), and Brian Roberts (521 RBI, 278 SB)

Owns a career-high 10.9 percent walk rate...Has never had a walk rate above 9.5 percent (2023) in his career

His 131 stolen bases since 2019 rank tied for second in the AL with KC's Bobby Witt Jr., behind CLE's José Ramírez (169 SB) and for sixth in MLB during that time

32 • RYAN O'HEARN • INF/OF (L)

311 • 9 HR • 24 RBI

Current Streak: 0-for-last-6 (since 6/7)

2025 High: 10 G (5/21-31)

Last Game: 0-3, 2 K, HBP

Homestand: 1 G, 0-3, 2 K, HBP

Ranks among AL leaders in on-base percentage (6th, .395), batting average (7th, .311), and OPS (7th, .887)

His .330 (33-for-100) road average is tied for eighth in the AL and for 11th in MLB

Had his career-high 19-game on-base streak snapped on 6/4...Was tied with Gunnar Henderson for the longest by an Oriole this season...Has reached base safely in 34 of his last 37 games since 4/24

Had his first career 10-game hitting streak snapped on 6/1...Has hit in 13 of his 17 games since 5/21

In 26 games in May, slashed .365/.450/.542 (35-for-96) with five doubles, four home runs, 14 runs scored, 10 RBI, and 13 walks...Ranked among AL leaders in AVG (3rd), OBP (4th), and OPS (6th) during the month...His previous career high for most hits in a month was June 2024 (27)

Is 14-for-26 (.538) with four doubles and three homers on the first pitch of an at-bat

Is 32-for-84 (.381) with five doubles, six home runs, and 19 RBI in 23 O's wins, compared to 28-for-109 (.257) with three doubles and three homers in 32 losses

Hitting .352 (38-for-108) with four doubles and six home runs off fastballs

35 • ADLEY RUTSCHMAN • C (S)

224 • 7 HR • 19 RBI

Current Streak: 0-for-last-4 (since 6/8)

2025 High: 8 G (4/3-13)

Last Game: 0-3, RBI, K

Homestand: 1 G, 0-3, RBI, K

Has 10 hits in his last seven games (10-for-27, .370) after having seven hits in his previous 12 games (7-for-42, .167)...Has recorded three multi-hit efforts in seven games this month after having three in 25 games in May

Homered in consecutive games from 6/4-5 for the fourth time in his career (last: 3 G, 5/12-15/24)

Is 20-for-74 (.270) with four doubles, three homers, eight RBI, and a .791 OPS in 20 games since 5/16, including three games with three hits...Went 9-for-49 (.184) with two doubles, one triple, three RBI, and a .538 OPS in his previous 15 games

Blasted a three-run homer in the 11th inning on 5/21 at MIL...Marked the first home run in extra innings by an Orioles catcher since Welington Castillo on 5/19/17 vs. TOR...Snapped a career-high 43-game streak without multiple RBI (last: 3/27 at TOR)

Connected on a 111.0 mph double in the seventh inning off Jake Irvin on 5/17 vs. WSH...Marked the second-hardest-hit ball of his career, trailing only a 111.1 mph home run off current teammate Zach Eflin (5/9/23 vs. TB)

Owns career highs in average exit velocity (90.9 mph) and barrel rate (9.8%)

Ranks in the top six percent of MLB in squared-up rate (34.6%) and whiff rate (13.9%), and in the top seven percent in chase rate (19.4%)

Since his MLB debut on 5/21/22, ranks second among MLB primary catchers with 95 doubles and 455 hits, both trailing MIL's William Contreras (466 H, 97 2B)

29 • RAMÓN URÍAS • INF (R)

272 • 2 HR • 19 RBI

Current Streak: 0-for-last-4 (since 6/8)

2025 High: 11 G (5/17-28)

Last Game: 0-1 (PH in 9th)

Homestand: 1 G, 0-1

Walked twice on 6/4 for the first time this season...Owns a career-high-tying 9.5 percent walk rate (2021)

Slashing .366/.525/.537 (15-for-41) when ahead in the count compared to .213/.208/.255 (10-for-47) when behind

Hit safely in a career-best 11 straight games from 5/17-28...His 14-game on-base streak from 4/30-5/28 was one game shy of his career best (15 G, 8/31/21-4/9/22)

Is batting .341 (28-for-82) with five extra-base hits (3 2B, 2 HR) on fastballs, but .209 (9-for-43) on breaking pitches and .136 (3-for-22) on offspeed pitches

Reinstated from the 10-day Injured List (right hamstring strain) on 5/14...Was placed on the IL on 5/3 (retro to 5/1)

52 • LUIS VÁZQUEZ • INF (R)

SEASON DEBUT

Current Streak: 1 G (1-4; since 9/29/24)

2025 High: --

Last Game: --

Homestand: --

Had his contract selected from Triple-A Norfolk prior to yesterday's game...His first appearance will mark his Orioles debut

Slashing .280/.345/.447 (37-for-132) with five doubles, one triple, five home runs, 20 RBI, 10 walks, and three steals in 37 games with the Tides...Homered in each of his last two games with the Tides, including a grand slam on 6/4 at Louisville

Acquired by the Orioles from the Cubs on 1/31 in exchange for cash considerations...Was designated for assignment by CHC on 1/28

Appeared in 11 games with the Cubs last season, going 1-for-12 with two runs scored, one RBI, and one hit-by-pitch...Hit .263 (62-for-236) with 16 doubles, eight home runs, 24 RBI, 25 walks, and one stolen base in 64 games for Triple-A Iowa

Made his MLB debut last season on 5/22/24 vs. ATL, going 0-for-1 with a strikeout after entering as a defensive replacement in the ninth inning

11 • JORDAN WESTBURG • INF (R)

221 • 5 HR • 7 RBI

Current Streak: 5 G (7-20; since 4/23)

2025 High: 5 G (current streak)

Last Game: 1-3, HR, R, RBI, HBP

Homestand: 1 G, 1-3, HR, R, RBI, HBP

Homered in his return from the 10-day Injured List yesterday, marking his second career home run hit in the ninth inning (4/1/24 vs. KC, 9th inning walk-off)...Owns a lifetime 1.037 OPS against DET, going 6-for-16 in four career games against them

Reinstated from the 10-day Injured List (left hamstring strain) prior to yesterday's game...Was placed on the 10-day Injured List on 4/28, retroactive to 4/27...Appeared in eight rehab games with Triple-A Norfolk and slashed .393/.452/.750 (11-for-28) with four doubles and two home runs

Has hit safely in a season-high five straight games and in seven of eight games with two doubles, one triple, and two homers after going 2-for-39 in 10 games from 4/4-18

Notched his second career multi-double performance on 4/20 vs. CIN, joining 7/29/24 (G1) vs. TOR (3 2B)...Marked his eighth career multi-extra-base hit effort

His 29.1 ft./sec. average sprint speed ranks in the top eight percent of MLB

Tallied his first career multi-homer game on 3/29 at TOR...Matched a career high with four hits (3x, last: 6/25/24 vs. CLE) and scored a career-high three runs...His 434-foot homer in the first inning off Max Scherzer was the furthest of his career

ORIOLES PUBLIC RELATIONS DEPARTMENT 333 W. CAMDEN ST., BALTIMORE, MD 21201 410-547-6150 ✉ ORIOLESPR@ORIOLES.COM ✂ @ORIOLESPR

Additional Hitter Info															
	vs. LHP		vs. RHP		Multi-Hit Games					Multi-RBI Games					
					2	3	4	5	TOTAL	2	3	4	5	6+	TOTAL
Dylan Carlson	.200	.218	3	-	-	-	-	3		1	1	-	-	-	2
Colton Cowser	.091	.233	1	-	-	-	-	1		-	-	-	-	-	-
Maverick Handley	.000	.091	-	-	-	-	-	-		1	-	-	-	-	1
Gunnar Henderson	.154	.329	17	3	-	-	-	20		4	-	-	-	-	4
Jackson Holliday	.245	.273	9	5	-	-	-	14		3	1	1	-	-	5
Ramón Laureano	.214	.299	4	2	1	-	-	7		-	2	-	-	-	2
Coby Mayo	.167	.143	-	-	-	-	-	-		-	-	-	-	-	-
Cedric Mullins	.289	.207	10	1	-	-	-	11		3	1	2	1	-	7
Ryan O'Hearn	.263	.323	12	4	1	-	-	17		2	3	-	-	-	5
Adley Rutschman	.246	.215	6	4	-	-	-	10		1	2	-	-	-	3
Ramón Urías	.323	.259	8	2	-	-	-	10		1	1	-	-	-	2
Luis Vázquez	----	----	-	-	-	-	-	-		-	-	-	-	-	-
Jordan Westburg	.240	.214	2	1	1	-	-	4		2	-	-	-	-	1

O's HITTERS															
2025 vs. DETROIT TIGERS															
PLAYER	G	AB	R	H	2B	3B	HR	RBI	BB	IBB	SO	AVG	OBP	SLG	
Dylan Carlson	2	5	0	0	0	0	0	0	0	0	2	.000	.000	.000	
Colton Cowser	1	4	0	0	0	0	0	0	0	0	2	.000	.000	.000	
Maverick Handley															
Gunnar Henderson	4	17	0	6	2	0	0	2	0	0	3	.353	.353	.471	
Jackson Holliday	4	13	3	4	1	0	0	0	1	0	5	.308	.400	.385	
Ramón Laureano	4	12	0	2	0	0	0	1	1	0	5	.167	.214	.167	
Coby Mayo	1	3	0	0	0	0	0	0	0	0	1	.000	.000	.000	
Cedric Mullins	3	12	1	1	0	0	0	0	2	0	4	.083	.214	.083	
Ryan O'Hearn	3	9	1	3	0	0	1	1	1	0	2	.333	.455	.667	
Adley Rutschman	3	6	1	1	0	0	0	1	2	0	2	.167	.333	.167	
Ramón Urías	4	12	1	4	0	0	1	1	1	0	2	.333	.385	.583	
Luis Vázquez															
Jordan Westburg	3	12	1	5	0	0	1	2	0	0	2	.417	.462	.667	

CAREER vs. DETROIT TIGERS															
PLAYER	G	AB	R	H	2B	3B	HR	RBI	BB	IBB	SO	AVG	OBP	SLG	
Dylan Carlson	11	39	3	7	1	0	1	4	1	0	11	.179	.220	.282	
Colton Cowser	7	27	2	5	1	0	2	2	1	0	10	.185	.214	.444	
Maverick Handley															
Gunnar Henderson	18	68	7	20	6	1	2	9	5	0	13	.294	.342	.500	
Jackson Holliday	8	22	3	4	1	0	0	0	2	0	10	.182	.280	.227	
Ramón Laureano	36	105	17	23	2	1	1	9	10	0	34	.219	.291	.286	
Coby Mayo	4	10	1	1	0	0	0	0	0	0	5	.100	.100	.100	
Cedric Mullins	27	97	9	22	2	2	1	4	12	0	20	.227	.312	.320	
Ryan O'Hearn	52	140	15	34	5	0	5	20	12	0	33	.243	.307	.386	
Adley Rutschman	19	62	7	15	2	0	1	7	10	0	14	.242	.338	.323	
Ramón Urías	22	67	4	13	3	0	1	5	8	0	18	.194	.299	.284	
Luis Vázquez															
Jordan Westburg	4	16	1	6	1	0	1	3	0	0	3	.375	.412	.625	

O's PITCHERS															
2025 vs. DETROIT TIGERS															
PLAYER	W	L	SV	G	GS	INN	H	R	ER	HR	BB	K	ERA	AVG	
Keegan Akin	0	0	0	1	1	1.2	0	0	0	0	1	1	0.00	.000	
Bryan Baker	0	0	0	1	0	0.1	2	0	0	0	1	1	0.00	.667	
Félix Bautista															
Scott Blewett	0	0	0	2	0	4.1	5	1	1	0	0	3	2.08	.294	
Yennier Cano	0	0	0	1	0	1.0	1	0	0	0	0	3	0.00	.250	
Seranthony Domínguez	0	0	0	2	0	2.2	2	3	3	0	1	1	10.13	.200	
Zach Eflin															
Andrew Kittredge															
Dean Kremer	0	1	0	1	1	5.2	4	5	5	0	4	3	7.94	.200	
Charlie Morton	0	1	0	1	0	3.2	3	3	3	1	5	3	7.36	.231	
Cade Povich	0	1	0	1	1	4.2	9	5	5	1	1	6	9.64	.409	
Gregory Soto															
Tomoyuki Sugano															

CAREER vs. DETROIT TIGERS															
PLAYER	W	L	SV	G	GS	INN	H	R	ER	HR	BB	K	ERA	AVG	
Dylan Carlson	1	1	0	10	2	11.0	15	10	9	0	6	16	7.36	.313	
Colton Cowser	1	0	0	8	0	8.0	7	1	1	0	5	9	1.13	.233	
Maverick Handley	1	0	2	4	0	4.0	2	1	1	0	3	7	2.25	.143	
Gunnar Henderson	0	0	0	2	0	4.1	5	1	1	0	0	3	2.08	.294	
Jackson Holliday	0	1	1	6	0	7.0	3	2	1	0	1	10	1.29	.130	
Heston Kjerstad	1	0	0	10	0	10.0	11	6	6	1	4	9	5.40	.275	
Ramón Laureano	1	1	0	2	2	11.2	8	2	2	1	2	8	1.54	.186	
Jorge Mateo	1	1	0	7	0	9.2	7	6	5	3	0	7	4.66	.206	
Coby Mayo	0	2	0	2	2	10.2	15	10	10	0	6	9	8.44	.341	
Ryan Mountcastle	1	3	0	6	5	36.1	28	10	9	2	12	39	2.23	.211	
Cedric Mullins	0	2	0	3	3	14.2	13	9	9	2	6	21	5.52	.232	
Ryan O'Hearn	0	0	0	5	0	4.1	2	1	1	1	0	4	2.08	.143	
Tyler O'Neill															
Emmanuel Rivera															
Adley Rutschman															
Gary Sánchez															
Chadwick Tromp															
Ramón Urías															
Jordan Westburg															

Recent Transactions	
6/10	Reinstated OF Cedric Mullins (right hamstring strain) and INF Jordan Westburg (left hamstring strain) from the 10-day Injured List...Selected the contract of INF Luis Vázquez from Triple-A Norfolk...Placed INF Jorge Mateo on the 10-day Injured List (left elbow inflammation)...Optioned OF Heston Kjerstad to Triple-A Norfolk...Designated INF Emmanuel Rivera for assignment... OF Jordyn Adams cleared outright waivers and has been assigned to Triple-A Norfolk... RHP Matt Bowman cleared outright waivers and accepted an assignment to Triple-A Norfolk.
6/7	OF Tyler O'Neill began a rehab assignment with Triple-A Norfolk.
6/6	Reinstated OF Ramón Laureano (left ankle sprain) from the 10-day Injured List...Acquired RHP Scott Blewett from the Atlanta Braves in exchange for cash considerations...Designated OF Jordyn Adams for assignment.
6/5	UTL Cooper Hummel elected free agency in lieu of accepting an outright assignment to Triple-A Norfolk.
6/4	OF Ramón Laureano (left ankle sprain) and C Gary Sánchez (right wrist inflammation) began rehab assignments with Triple-A Norfolk.
6/3	C Chadwick Tromp elected free agency in lieu of accepting an outright assignment to Triple-A Norfolk.
6/2	Reinstated OF Colton Cowser (left thumb fracture) from the 60-day Injured List...Designated UTL Cooper Hummel for assignment.
5/31	Recalled INF Coby Mayo from Triple-A Norfolk...Selected the contract of OF Jordyn Adams from Triple-A Norfolk...Placed INF Ryan Mountcastle (right hamstring strain) on the 10-day Injured List...Designated C Chadwick Tromp for assignment... LHP Cionel Pérez cleared outright waivers and accepted an assignment to Triple-A Norfolk.
5/30	Signed UTL Cooper Hummel to a one-year major league contract...Placed OF Cedric Mullins (right hamstring strain) on the 10-day Injured List, retroactive to 5/29...Transferred RHP Cody Poteet (right shoulder inflammation) to the 60-day Injured List.
5/29	UTL Cooper Hummel elected free agency in lieu of accepting an outright assignment to Triple-A Norfolk... INF Jordan Westburg (left hamstring strain) began a rehab assignment with Triple-A Norfolk...Transferred the rehab assignment of OF Colton Cowser (left thumb fracture) to Triple-A Norfolk.
5/28	Selected the contract of RHP Matt Bowman from Triple-A Norfolk...Optioned RHP Yamil Hiraldo to Triple-A Norfolk.
5/27	INF/OF Terrin Vavra cleared outright waivers and accepted an assignment to Triple-A Norfolk.
5/26	Selected the contract of C Chadwick Tromp from Triple-A Norfolk...Designated UTL Cooper Hummel for assignment.
5/25	Signed UTL Cooper Hummel to a one-year major league contract...Designated INF/OF Terrin Vavra for assignment.
5/24	Placed OF Ramón Laureano (left ankle sprain) on the 10-day Injured List, retroactive to 5/21...Selected the contract of INF/OF Terrin Vavra from Triple-A Norfolk...Appointed LHP Trevor Rogers from Triple-A Norfolk as the 27th man (between DH games)...Selected the contract of RHP Yamil Hiraldo from Triple-A Norfolk...Designated LHP Cionel Pérez for assignment...Returned LHP Trevor Rogers to Triple-A Norfolk (postgame).
5/22	OF Colton Cowser (left thumb fracture) began a rehab assignment with High-A Aberdeen.
5/21	Reinstated RHP Andrew Kittredge (left knee debridement) from the 15-day Injured List.

EUTAW STREET HOME RUNS			
DATE	PLAYER (Team)	OPP. (Pitcher)	DISTANCE
4/29	Trent Grisham (NYY)	BAL (Gibson)	399 ft.
4/19	Jake Fraley (CIN)	BAL (Young)	421 ft.
2025 totals - 2 (0 by Orioles, 2 by opponents)			
*Total since 1992 - 133 (64 by Orioles, 69 by opponents)			

O's CHALLENGES			
TEAM	TOTAL	WON	LOST
Orioles	26	9	17
Opponents	12	9	3
SUCCESS RATE			
Orioles 35%			
Opponents 75%			
Last by O's: 6/4 at SEA (B6) Batter/Runner: Crawford Tag Play (HP) Safe/Overturned			
Last by Opp.: 6/8 at ATH (B5) Batter/Runner: Muncy Force Play (1B) Out/Overturned			

Record by Position									
PLAYER	C	1B	2B	3B	SS	LF	CF	RF	DH
Dylan Carlson	-	-	-	-	-	6-8	2-1	3-0	-
Colton Cowser	-	-	-	-	-	2-2	3-3	-	-
Maverick Handley	6-6	-	-	-	-	-	-	-	-
Gunnar Henderson	-	-	-	-	22-30	-	-	-	1-4
Jackson Holliday	-	-	20-32	-	4-1	-	-	-	-
Heston Kjerstad	-	-	-	-	-	10-15	-	10-10	1-0
Ramón Laureano	-	-	-	-	-	6-12	0-1	3-6	0-1
Jorge Mateo	-	-	1-4	-	0-8	1-0	4-2	-	-
Coby Mayo	-	2-2	-	0-2	-	-	-	-	2-2
Ryan Mountcastle	-	15-28	-	-	-	-	-	-	1-3
Cedric Mullins	-	-	-	-	-	-	17-32	-	0-1
Ryan O'Hearn	-	8-6	-	-	-	0-2	-	4-9	11-14
Tyler O'Neill	-	-	-	-	-	1-0	-	6-14	0-1
Emmanuel Rivera	-	1-3	-	7-7	-	-	-	-	1-0
Adley Rutschman	18-25	-	-	-	-	-	-	-	5-8
Gary Sánchez	2-7	-	-	-	-	-	-	-	0-1
Chadwick Tromp	0-1	-	-	-	-	-	-	-	-
Ramón Urías	-	-	1-0	17-21	-	-	-	-	1-1
Jordan Westburg	-	-	4-3	2-9	-	-	-	-	3-3</

2025 BY THE NUMBERS			
	HOME	AWAY	TOTAL
Overall	12-18	14-21	26-39
MONTH	HOME	AWAY	TOTAL
March (5)	1-0	2-2	3-2
April (25)	6-7	3-9	9-16
May (27)	4-10	5-8	9-18
June (27)	1-1	4-2	5-3
July (25)	-	-	-
August (28)	-	-	-
September (25)	-	-	-
TOTAL (162)	12-18	14-21	26-39
DAY OF WEEK	HOME	AWAY	TOTAL
Monday (14)	3-0	1-1	4-1
Tuesday (23)	0-4	1-4	1-8
Wednesday (25)	2-4	2-3	4-7
Thursday (18)	1-2	3-1	4-3
Friday (26)	2-2	1-4	3-6
Saturday (28)	3-2	4-4	7-6
Sunday (27)	1-4	2-4	3-8
TOTAL (162)	12-18	14-21	26-39
VS. AL EAST	HOME	AWAY	TOTAL
Boston Red Sox (13)	1-2	2-2	3-4
New York Yankees (13)	2-1	-	2-1
Tampa Bay Rays (13)	-	-	-
Toronto Blue Jays (13)	1-1	2-2	3-3
TOTAL (52)	4-4	4-4	8-8
VS. AL CENTRAL	HOME	AWAY	TOTAL
Chicago White Sox (7)	3-0	-	3-0
Cleveland Guardians (7)	2-1	-	2-1
Detroit Tigers (6)	0-1	0-3	0-4
Kansas City Royals (6)	1-2	1-2	2-4
Minnesota Twins (6)	0-3	0-3	0-6
TOTAL (32)	6-7	1-8	7-15
VS. AL WEST	HOME	AWAY	TOTAL
Houston Astros (7)	-	-	-
Los Angeles Angels (6)	-	2-1	2-1
Oakland Athletics (6)	-	1-2	1-2
Seattle Mariners (6)	-	3-0	3-0
Texas Rangers (7)	-	-	-
TOTAL (32)	-	6-3	6-3
VS. NL EAST	HOME	AWAY	TOTAL
Atlanta Braves (3)	-	-	-
Miami Marlins (3)	-	-	-
New York Mets (3)	-	-	-
Philadelphia Phillies (3)	-	-	-
Washington Nationals (4)	0-3	1-2	1-5
TOTAL (16)	0-3	1-2	1-5
VS. NL CENTRAL	HOME	AWAY	TOTAL
Chicago Cubs (3)	-	-	-
Cincinnati Reds (3)	1-2	-	1-2
Milwaukee Brewers (3)	-	1-2	1-2
Pittsburgh Pirates (3)	-	-	-
St. Louis Cardinals (3)	1-2	-	1-2
TOTAL (15)	2-4	1-2	3-6
VS. NL WEST	HOME	AWAY	TOTAL
Arizona Diamondbacks (3)	-	1-2	1-2
Colorado Rockies (3)	-	-	-
Los Angeles Dodgers (3)	-	-	-
San Diego Padres (3)	-	-	-
San Francisco Giants (3)	-	-	-
TOTAL (15)	-	1-2	1-2

BALTIMORE ORIOLES - WALK-OFF AND MISC. HOME RUNS

Baltimore Orioles Walk-off Wins							
Date	Score	Batter/Runner	Action	RBI	Pitcher	INN	OUTS
-	-	-	-	-	-	-	-
Opponent Walk-off Wins							
Date	Score	Batter/Runner	Action	RBI	Pitcher	INN	OUTS
5/24 (G1)	BAL 5 @ BOS 6	Rafael Devers	1B	1	Gregory Soto	10	1
Baltimore Orioles Back-to-Back Home Runs							
Date	Score	Batters	Pitcher	INN	OUTS		
6/5	BAL 4 @ SEA 3	Adley Rutschman/Gunnar Henderson	Bryan Woo	6	0		
5/14 (G2)	MIN 8 @ BAL 6	Cedric Mullins/Heston Kjerstad	Simeon Woods Richardson	3	2		
4/19	CIN 5 @ BAL 9	Ramón Laureano/Jordan Westburg	Carson Spiers	7	2		
4/19	CIN 5 @ BAL 9	Cedric Mullins/Gunnar Henderson	Hunter Greene	1	0		
3/27	BAL 12 @ TOR 2	Adley Rutschman/Jordan Westburg	Yariel Rodríguez	8	1		
Opponent Back-to-Back Home Runs							
Date	Score	Batters	Pitcher	INN	OUTS		
5/18	WSH 10 @ BAL 4	Dylan Crews/CJ Abrams	Zach Eflin	2	1		
5/15	MIN 4 @ BAL 0	DaShawn Keirsejr Jr./Byron Buxton	Tomoyuki Sugano	3	1		
5/4	KC 11 @ BAL 6	Bobby Witt Jr./Vinnie Pasquantino	Yennier Cano	7	1		
4/29	NYY 15 @ BAL 3	Trent Grisham/Aaron Judge/Ben Rice	Kyle Gibson	1	0		
4/17	CLE 2 @ BAL 6	Daniel Schneemann/Austin Hedges	Tomoyuki Sugano	3	0		
4/9	BAL 0 @ AZ 9	Pavin Smith/Josh Naylor	Dean Kremer	5	1		

Baltimore Orioles Grand Slams						
Date	Score	Batter	Pitcher	INN	OUTS	
5/14	MIN 8 @ BAL 6	Cedric Mullins	Simeon Woods Richardson	3	2	
4/16	CLE 1 @ BAL 9	Jackson Holliday	Gavin Williams	2	1	
Opponent Grand Slams						
Date	Score	Batter	Pitcher	INN	OUTS	
5/23	BAL 5 @ BOS 19	Rafael Devers	Emmanuel Rivera	8	2	
4/20	CIN 24 @ BAL 2	Noelvi Marte	Jorge Mateo	8	2	
Baltimore Orioles Inside-the-Park Home Runs						
Date	Score	Batter	RBI	Pitcher	INN	OUTS
-	-	-	-	-	-	-
Opponent Inside-the-Park Home Runs						
Date	Score	Batter	RBI	Pitcher	INN	OUTS
-	-	-	-	-	-	-
Baltimore Orioles Pinch-Hit Home Runs						
Date	Score	Batter	RBI	Pitcher	INN	OUTS
5/10	BAL 2 @ LAA 5	Ramón Laureano	1	Brock Burke	9	0
Opponent Pinch-Hit Home Runs						
Date	Score	Batter	RBI	Pitcher	INN	OUTS
5/11	BAL 7 @ LAA 3	Matthew Lugo	1	Félix Bautista	9	2
5/7	BAL 2 @ MIN 5	Harrison Bader	2	Keegan Akin	7	1

Baltimore Orioles Leadoff Home Runs			
Date	Score	Batter	Pitcher
5/31	CWS 2 @ BAL 4	Jackson Holliday	Davis Martin
4/19	CIN 5 @ BAL 9	Cedric Mullins	Hunter Greene
4/3	BOS 8 @ BAL 4	Cedric Mullins	Tanner Houck
3/29	BAL 9 @ TOR 5	Colton Cowser	Max Scherzer
Opponent Leadoff Home Runs			
Date	Score	Batter	Pitcher
5/24 (G1)	BAL 5 @ BOS 6	Jarren Duran	Zach Eflin
5/18	WSH 10 @ BAL 4	CJ Abrams	Zach Eflin
4/29	NYY 15 @ BAL 3	Trent Grisham	Kyle Gibson
4/23	BAL 3 @ WSH 4	James Wood	Tomoyuki Sugano

LAST TIME IT HAPPENED	
BATTING	
Eutaw St. Home Run	Gunnar Henderson, 8/14/24 vs. WSH (Herz)
Opponent	Trent Grisham, 4/30/25 vs. NYY (Gibson)
Second Deck Home Run in LF at OPACY	Austin Hays, 6/7/22 vs. CHC (Mills)
Opponent	Pete Alonso, 9/2/20 vs. NYM (Means)
Grand Slam	Cedric Mullins, 5/14/25 (G2) vs. MIN (Woods Richardson)
Two Grand Slams in One Game	Reimold, Clevenger, 9/11/15 vs. KC (Herrera, Chamberlain)
Pinch-Hit Home Run	Ramón Laureano, 5/10/25 at LAA (Burke)
Pinch-Hit Walk-Off Home Run	Nolan Reimold, 7/24/16 vs. CLE (Allen)
Pinch-Hit Grand Slam	Dwight Evans, 7/26/91 vs. OAK (Nelson)
Inside the Park Home Run	Jorge Mateo, 8/20/23 at OAK (Sears)
LH & RH Home Run, Same Game	Anthony Santander, 8/7/24 at TOR (Francis, Yarbrough)
Individual 2-Home Run Game	Jackson Holliday, 5/4/25 vs. KC (Lorenzen)
Individual 3-Home Run Game	Ryan Mountcastle, 6/19/21 vs. TOR (Manoah, Kay)
Individual 4-Home Run Game	Never
Home Run in Consecutive Games	Adley Rutschman, 6/4-5 at SEA
Home Run in 3 Consecutive Games	Jackson Holliday, 8/4-7/24 at CLE, at TOR
Home Run in 4 Consecutive Games	Gunnar Henderson, 5/17-20/24 vs. SEA, at STL
Home Run in 5 Consecutive Games	Jonathan Schoop, 7/22-27/18 vs. TOR, BOS, TB
Home Run in 6 Consecutive Games	Chris Davis, 9/26-10/2/12 vs. TOR, BOS, TB
4-Home Run Game, Team	5/4/25 vs. KC
5-Home Run Game, Team	4/19/25 vs. CIN
6-Home Run Game, Team	3/27/25 at TOR
7-Home Run Game, Team	6/2/16 vs. BOS
8+-Home Run Game, Team	6/16/15 vs. PHI (8)
10+-Run Game, Team	3/27/25 at TOR (12)
15+-Run Game, Team	6/20/24 at NYY (17)
20+-Run Game, Team	9/28/00 vs. TOR (23)
Back-to-Back HR	Rutschman/Henderson, 6/5/25 at SEA (6 th inning)
Back-to-Back HR to Start First Inning	Mullins/Henderson, 4/19/25 vs. CIN
Back-to-Back-to-Back HR	Schoop/Davis/Mancini, 8/6/17 vs. DET (1 st inning)
Back-to-Back-to-Back HR to Start First Inning	Flaherty/Hardy/Markakis, 5/10/12 (G1) vs. TEX
2 Back-to-Back HRS, Same Game	Mullins/Henderson (1 st), Laureano/Westburg (7 th) 4/19/25 vs. CIN
Leadoff Home Run	Jackson Holliday, 5/31/25 vs. CWS (Martin)
Walk-Off Win	Anthony Santander (HR), 9/19/24 vs. SF (Walker)
Walk-Off Home Run	Anthony Santander, 9/19/24 vs. SF (Walker)
Walk-Off Grand Slam	Manny Machado, 8/18/17 vs. LAA (Middleton)
Walk-Off Home Run, Eutaw St.	Rio Ruiz, 8/11/19 vs. HOU (Osuna)
Home Run, 15 th Inning or later	Jonathan Villar, 7/25/19 at LAA (Canning)
Home Run, 17 th Inning or later	Adam Jones, 5/6/12 at BOS (McDonald)
Home Run by a Pitcher	Zack Britton, 7/3/11 at ATL (Beachy)
2-Home Run Game by a Pitcher	Milt Pappas, 8/27/61 at MIN (Ramos)
Oriole to hit a Home Run for 1 st ML hit	Connor Norby, 6/4/24 at TOR (Pearson)
Oriole w/ 2 Home Runs in One Inning	Mark Trumbo, 4/15/16 at TEX (7 th inning, Pérez, Faulkner)
Oriole w/ 3 Home Runs in Consecutive Innings	Manny Machado, 8/7/16 at CWS (1 st , 2 nd , 3 rd inning, Shields, Albers)
5-Hit Game	Adley Rutschman, 6/21/24 at HOU
6-Hit Game	Cal Ripken, Jr., 6/13/99 at ATL
5-RBI Game	Cedric Mullins, 3/27/25 at TOR
6-RBI Game	Adley Rutschman, 6/9/24 at TB
7-RBI Game	Ryan Mountcastle, 4/11/23 vs. OAK (9)
8-RBI Game	Ryan Mountcastle, 4/11/23 vs. OAK (9)
9-RBI Game	Ryan Mountcastle, 4/11/23 vs. OAK
PITCHING	
Perfect Game	Never
No-Hitter	5/5/21 at SEA (Means)
1-Hitter	5/26/24 at CWS (Bradish, Coulombe, Cano, Kimbrel)
Complete Game	9/23/22 vs. HOU (Kremer)
Shutout	9/23/22 vs. HOU (Kremer)
Team Shutout	5/2/25 vs. KC (Kremer, Cano, Bautista)
Consecutive CG, Pitcher	Sidney Ponson (2), 5/16-22/04
Consecutive Shutouts, Pitcher	Mike Mussina (2), 9/26-10/1/95
Consecutive CG, Team	5/13-14/11 (Guthrie/Bergesen)
Consecutive Shutouts, Team	4/18-19/23 at WSH
10+ Strikeout Game, Pitcher	Charlie Morton (10), 4/3/25 vs. BOS
15+ Strikeout Game, Pitcher	Erik Bedard (15), 7/7/07 at TEX
10+ Strikeout Game, Team	6/7/25 at ATH (14)
15+ Strikeout Game, Team	5/28/25 vs. STL (16)
4+ Strikeouts in an inning	Mike Cuellar (4), 5/29/70 at CAL
Immaculate Inning	Kevin Gausman, 4/23/18 vs. CLE (7 th inning)
MISCELLANEOUS	
Hit for the Cycle	Cedric Mullins, 5/12/23 vs. PIT (7 th in club history)
Steal of Home	Ryan Mountcastle, 5/30/25 vs. CWS
Position Player to Pitch	Emmanuel Rivera, 5/23/25 at BOS (1.0 IP, 8 H, 8 R, 2 BB, HR)
Triple Play Turned	9/18/22, Bottom 3 rd at TOR (Chapman batting/Kremer pitching)
	Scoring: 6-4-3 (Mateo-Vavra-Aguilar)
Manager Ejection	Brandon Hyde, 4/13/25 vs. TOR (18 th career)
Player Ejection	Ramón Laureano, 5/14/25 (G1) vs. MIN (7 th career)
WINNING SWEEPS	
2-Game, at OPACY	September 26-27, 2023 vs. WSH
2-Game, Road	April 18-19, 2023 at WSH
3-Game, at OPACY	May 30-June 1, 2025 vs. CWS
3-Game, Road	June 3-5, 2025 at SEA
4-Game, at OPACY	July 7-10, 2022 vs. LAA
4-Game, Road	June 7-10, 2024 at TB
Doubleheader	June 25, 2016 vs. TB

2025 OUTFIELD ASSISTS							
Outfielder	1B	2B	3B	HP	TOTAL	ERRORS (F-T)	
Jordyn Adams	-	-	-	-	-	-	
Dylan Carlson	-	2	-	1	3	-	
Colton Cowser	-	-	-	-	-	-	
Cooper Hummel	-	-	-	-	-	-	
Heston Kjerstad	-	4	-	-	4	-	
Ramón Laureano	-	3	-	1	4	2 (1-1)	
Jorge Mateo	-	-	-	-	-	1 (1-0)	
Cedric Mullins	-	-	-	-	-	2 (1-1)	
Ryan O’Hearn	-	-	-	-	-	-	
Tyler O’Neill	1	3	-	1	5	1 (1-0)	
Team Totals	1	12	-	3	16	6 (4-2)	





2025 CATCHING BREAKDOWN							
	Errors		SB	Pick-offs			
Catcher	F-T-C	PB	CCS-ATT	1B-2B-3B	Inn.	ERA	W-L (GS)
Maverick Handley	0-0-1	0	0-11	0-0-0	110.0	4.58	6-6
Adley Rutschman	0-2-0	1	7-36	0-1-0	371.1	5.21	18-25
Gary Sánchez	0-0-0	1	0-2	1-0-0	77.0	5.03	2-7
Chadwick Tromp	0-0-0	0	0-0	0-0-0	10.0	6.30	0-1
Totals	0-2-1	2	7-49	1-1-0	568.1	5.08	26-39

SCORING BY INNING											
	1	2	3	4	5	6	7	8	9	Extras	Totals
OPPONENTS	47	39	42	37	42	23	33	51	23	3	340
ORIOLES	24	29	39	21	28	32	29	28	14	5	249

ORIOLES WHO MADE THEIR MAJOR LEAGUE DEBUT IN 2025			
DATE	PLAYER	STATS	NOTES
5/27 vs. STL	Yamil Hiraldo	1.1 IP, 1 H, 1 K	Entered in 8 th
5/18 vs. WSH	Kade Strowd	1.0 IP, 2 H, R, ER, K	Entered in 9 th
4/29 vs. NYY	Maverick Handley	0-2, 2 K	Def. in 6 th
4/26 (G2) at DET	Grant Wolfram	0.1 IP, 1 H, 1 BB	Final out of 7 th
4/19 vs. CIN	Brandon Young	ND: 4.0+ IP, 7 H, 3 R, 3 ER, 3 BB, 3 K, HR	Game Started
3/30 at TOR	Tomoyuki Sugano	L: 4.0 IP, 4 H, 2 R, 2 ER, 2 BB, 1 K	Game Started

2025 SCHEDULE

G#	DATE	OPP.	W-L	SCORE	WP/LP/SV	REC	POS	GA/GB	ATT.
1	3/27	at TOR	W	12-2	Eflin/Berrios	1-0	T-1 st	+0.5	40,734
2	3/28	at TOR	L	8-2	Gausman/Morton	1-1	T-3 rd	-0.5	26,289
3	3/29	at TOR	W	9-5	Kremer/Lovelady	2-1	2 nd	-0.5	27,005
4	3/30	at TOR	L	3-1	Bassitt/Sugano/Hoffman	2-2	3 rd	-1.5	21,069
5	3/31	vs. BOS	W	8-5	Dominguez/Newcomb	3-2	3 rd	-1.0	45,002*
MARCH TOTALS: 3-2			TEAM ERA: 4.60		TEAM AVG: .305				
	4/1	OFF DAY				3-2	4 th	-1.0	
6	4/2	vs. BOS	L	3-0	Crochet/Eflin/Chapman	3-3	4 th	-1.5	18,146
7	4/3	vs. BOS	L	8-4	Kelly/Morton	3-4	T-4 th	-2.0	16,656
8	4/4	at KC	L	8-2	Lugo/Kremer	3-5	5 th	-2.5	14,196
9	4/5	at KC	W	8-1	Sugano/Wacha	4-5	5 th	-2.5	14,383
10	4/6	at KC	L	4-1	Bubic/Povich/Estévez	4-6	5 th	-2.5	19,098
11	4/7	at AZ	W	5-1	Eflin/Gallen	5-6	T-4 th	-1.5	20,333
12	4/8	at AZ	L	4-3	Kelly/Morton/Martinez	5-7	4 th	-2.0	23,843
13	4/9	at AZ	L	9-0	Pfaadt/Kremer	5-8	5 th	-2.5	22,411
	4/10	OFF DAY				5-8	5 th	-2.5	
	4/11	vs. TOR	**POSTPONED**		Rescheduled for 7/29 (DH)	5-8	5 th	-2.5	
14	4/12	vs. TOR	W	5-4	Baker/Francis/Bautista	6-8	T-4 th	-2.0	22,130
15	4/13	vs. TOR	L	7-6 (10)	Hoffman/Bowman	6-9	5 th	-2.5	27,193
	4/14	OFF DAY				6-9	5 th	-2.5	
16	4/15	vs. CLE	L	6-3	Allen/Morton/Clase	6-10	5 th	-3.5	14,203
17	4/16	vs. CLE	W	9-1	Kremer/Williams	7-10	5 th	-3.5	13,964
18	4/17	vs. CLE	W	6-2	Sugano/Bibee	8-10	4 th	-3.5	16,201
19	4/18	vs. CIN	L	8-3	Abbott/Povich	8-11	4 th	-4.5	42,587*
20	4/19	vs. CIN	W	9-5	Dominguez/Greene/Bautista	9-11	4 th	-3.5	28,534
21	4/20	vs. CIN	L	24-2	Rogers/Morton/Wynne	9-12	4 th	-4.5	19,053
	4/21	OFF DAY				9-12	4 th	-4.0	
22	4/22	at WSH	L	7-0	Parker/Kremer	9-13	4 th	-4.0	29,504
23	4/23	at WSH	L	4-3	López/Soto/Finnegan	9-14	5 th	-5.0	22,246
24	4/24	at WSH	W	2-1	Povich/Gore/Bautista	10-14	5 th	-4.5	23,058
	4/25	at DET	**POSTPONED**		Rescheduled for 4/26 (DH)	10-14	5 th	-4.0	
25	4/26-1	at DET	L	4-3	Mize/Young/Vest	10-15			28,509
26	4/26-2	at DET	L	6-2	Hurter/Morton	10-16	5 th	-5.0	21,422
27	4/27	at DET	L	7-0	Skubal/Kremer	10-17	5 th	-6.5	28,613
28	4/28	vs. NYY	W	4-3	Sugano/Warren/Bautista	11-17	5 th	-5.5	22,775
29	4/29	vs. NYY	L	15-3	Rodón/Gibson	11-18	5 th	-6.5	22,164
30	4/30	vs. NYY	W	5-4	Baker/Carrasco/Bautista	12-18	5 th	-5.5	22,381
APRIL TOTALS: 9-16			TEAM ERA: 5.64		TEAM AVG: .206				
	5/1	OFF DAY				12-18	5 th	-5.5	
31	5/2	vs. KC	W	3-0	Kremer/Wacha/Bautista	13-18	5 th	-5.5	26,364
32	5/3	vs. KC	L	4-0	Bubic/Sugano	13-19	5 th	-5.5	19,348
33	5/4	vs. KC	L	11-6	Zerpa/Cano	13-20	5 th	-5.5	31,956
	5/5	OFF DAY				13-20	5 th	-5.0	
34	5/6	at MIN	L	9-1	López/Povich	13-21	5 th	-6.0	19,779
35	5/7	at MIN	L	5-2	Coulombe/Morton/Duran	13-22	5 th	-7.0	16,417
36	5/8	at MIN	L	5-2	Jax/Cano/Duran	13-23	5 th	-7.5	17,410
37	5/9	at LAA	W	4-1	Sugano/Hendricks/Bautista	14-23	5 th	-7.5	30,778
38	5/10	at LAA	L	5-2	Kochanowicz/Gibson	14-24	5 th	-7.5	27,975
39	5/11	at LAA	W	7-3	Eflin/Ty. Anderson	15-24	5 th	-8.0	29,460
	5/12	OFF DAY				15-24	5 th	-8.0	
	5/13	vs. MIN	**POSTPONED**		Rescheduled for 5/14 (DH)	15-24	5 th	-7.5	
40	5/14-1	vs. MIN	L	6-3	Stewart/Kremer/Duran	15-25	5 th	-8.5	
41	5/14-2	vs. MIN	L	8-6	Funderburk/Cano/Sands	15-26	5 th	-9.0	10,169
42	5/15	vs. MIN	L	4-0	Paddock/Sugano	15-27	5 th	-9.5	30,926
43	5/16	vs. WSH	L	4-3	López/Bautista/Finnegan	15-28	5 th	-10.5	21,171
44	5/17	vs. WSH	L	10-6	Irvin/Gibson	15-29	5 th	-10.5	28,208
45	5/18	vs. WSH	L	10-4	Soroka/Eflin	15-30	5 th	-11.5	37,264
46	5/19	at MIL	L	5-4	Uribe/Cano/Megill	15-31	5 th	-12.0	22,319
47	5/20	at MIL	L	5-2	Henderson/McDermott/Uribe	15-32	5 th	-13.0	22,778
48	5/21	at MIL	W	8-4 (11)	Baker/Alexander	16-32	5 th	-13.0	30,554
	5/22	at BOS	**POSTPONED**		Rescheduled for 5/23 (DH)	16-32	5 th	-13.5	
49	5/23-1	at BOS	L	19-5	Whitlock/Dominguez	16-33	5 th	-14.0	31,150
	5/23-2	at BOS	**POSTPONED**		Rescheduled for 5/24 (DH)	16-33	5 th	-13.5	
50	5/24-1	at BOS	L	6-5 (10)	Weissert/Soto	16-34	5 th	-14.5	30,958
51	5/24-2	at BOS	W	2-1	Kittredge/Bernardino/Dominguez	17-34	5 th	-14.0	34,604
52	5/25	at BOS	W	5-1	Kremer/Buehler	18-34	5 th	-14.0	36,824
53	5/26	vs. STL	W	5-2	Morton/Fedde/Bautista	19-34	5 th	-14.0	21,717
54	5/27	vs. STL	L	7-4	Matz/Baker/Helsley	19-35	5 th	-15.0	13,779
55	5/28	vs. STL	L	6-4	King/Povich/Helsley	19-36	5 th	-16.0	14,491
	5/29	OFF DAY				19-36	5 th	-16.0	
56	5/30	vs. CWS	W	2-1	Eflin/Burke/Bautista	20-36	5 th	-15.0	22,108
57	5/31	vs. CWS	W	4-2	Kremer/Martin/Bautista	21-36	5 th	-14.0	23,470
MAY TOTALS: 9-18			TEAM ERA: 5.21		TEAM AVG: .250				
58	6/1	vs. CWS	W	3-2	Morton/Houser/Baker	22-36	5 th	-14.0	33,037
	6/2	OFF DAY				22-36	5 th	-14.0	
59	6/3	at SEA	W	5-1	Sugano/Kirby	23-36	5 th	-14.0	21,089
60	6/4	at SEA	W	3-2	Cano/Vargas/Bautista	24-36	5 th	-13.0	19,231
61	6/5	at SEA	W	4-3	Eflin/Woo/Baker	25-36	5 th	-13.0	27,887
62	6/6	at ATH	L	5-4	Sears/Kremer/Miller	25-37	5 th	-14.0	8,424
63	6/7	at ATH	W	7-4	Akin/Severino/Bautista	26-37	5 th	-13.0	9,185
64	6/8	at ATH	L	5-1	Newcomb/Sugano	26-38	5 th	-13.0	8,836
	6/9	OFF DAY				26-38	5 th	-13.0	
65	6/10	vs. DET	L	5-3	Lee/Povich/Vest	26-39	5 th	-14.0	20,291
66	6/11	vs. DET	6:35 PM	MASN2					
67	6/12	vs. DET	6:35 PM	MASN2					
68	6/13	vs. LAA	7:05 PM	Apple TV+					
69	6/14	vs. LAA	4:05 PM	MASN					
70	6/15	vs. LAA	1:35 PM	MASN					
71	6/16	at TB	7:35 PM	MASN2					
72	6/17	at TB	7:35 PM	MASN2					
73	6/18	at TB	7:35 PM	MASN2					
74	6/19	at TB	7:35 PM	MASN2					
75	6/20	at NYY	7:05 PM	MASN					
76	6/21	at NYY	1:05 PM	MASN					
77	6/22	at NYY	11:35 AM	Roku					
78	6/23	vs. TEX	6:35 PM	MASN					
79	6/24	vs. TEX	6:35 PM	MASN					
80	6/25	vs. TEX	6:35 PM	MASN					
	6/26	OFF DAY							
81	6/27	vs. TB	7:05 PM	Apple TV+					
82	6/28	vs. TB	4:05 PM	MASN					
83	6/29	vs. TB	1:35 PM	MASN					
84	6/30	at TEX	8:05 PM	MASN					
JUNE TOTALS: 5-3			TEAM ERA: 3.21		TEAM AVG: .242				
85	7/1	at TEX	8:05 PM	MASN					
86	7/2	at TEX	8:05 PM	MASN					
	7/3	OFF DAY							
87	7/4	at ATL	7:15 PM	MASN					
88	7/5	at ATL	4:10 PM	MASN2					
89	7/6	at ATL	11:35 AM	Roku					
	7/7	OFF DAY							
90	7/8	vs. NYM	6:35 PM	MASN					
91	7/9	vs. NYM	7:05 PM	MASN					
92	7/10	vs. NYM	1:05 PM	MASN					

	DATE	OPP.	W-L	SCORE	WP/LP/SV	REC	POS	GA/GB	ATT.
93	7/11	vs. MIA	7:05 PM	MASN					
94	7/12	vs. MIA	4:05 PM	MASN					
95	7/13	vs. MIA	1:35 PM	MASN					
	7/14	Home Run Derby (Truist Park - Atlanta, GA)							
	7/15	MLB All-Star Game (Truist Park - Atlanta, GA)							
	7/16-17	All-Star Break							
96	7/18	at TB	7:35 PM	MASN2					
97	7/19	at TB	7:05 PM	MASN2					
98	7/20	at TB	12:10 PM	MASN2					
99	7/21	at CLE	6:40 PM	MASN2					
100	7/22	at CLE	6:40 PM	MASN2					
101	7/23	at CLE	6:40 PM	MASN2					
102	7/24	at CLE	1:10 PM	MASN					
103	7/25	vs. COL	7:05 PM	MASN					
104	7/26	vs. COL	7:05 PM	MASN					
105	7/27	vs. COL	1:35 PM	MASN					
106	7/28	vs. TOR	6:35 PM	MASN					
107	7/29-1	vs. TOR	12:35 PM	MASN					
108	7/29-2	vs. TOR	6:35 PM	MASN					
109	7/30	vs. TOR	12:35 PM	MASN					
JULY TOTALS:		0-0	TEAM ERA: ---		TEAM AVG: ---				
110	8/1	at CHC	2:20 PM	MASN2					
111	8/2	at CHC	2:20 PM	MASN2 FS1*					
112	8/3	at CHC	2:20 PM	MASN2					
113	8/4	at PHI	6:45 PM	MASN					
114	8/5	at PHI	6:45 PM	MASN					
115	8/6	at PHI	12:35 PM	MASN					
	8/7	OFF DAY							
116	8/8	vs. ATH	7:05 PM	MASN					
117	8/9	vs. ATH	7:05 PM	MASN					
118	8/10	vs. ATH	1:35 PM	MASN					
	8/11	OFF DAY							
119	8/12	vs. SEA	6:35 PM	MASN					
120	8/13	vs. SEA	6:35 PM	MASN					
121	8/14	vs. SEA	1:05 PM	MASN2					
122	8/15	at HOU	8:10 PM	MASN2					
123	8/16	at HOU	7:10 PM	MASN2					
124	8/17	at HOU	2:10 PM	MASN					
125	8/18	at BOS	7:10 PM	MASN					
126	8/19	at BOS	7:10 PM	MASN					
	8/20	OFF DAY							
127	8/21	vs. HOU	7:15 PM	FOX					
128	8/22	vs. HOU	7:05 PM	MASN					
129	8/23	vs. HOU	7:05 PM	MASN					
130	8/24	vs. HOU	1:35 PM	MASN					
131	8/25	vs. BOS	6:35 PM	MASN					
132	8/26	vs. BOS	6:35 PM	MASN					
133	8/27	vs. BOS	6:35 PM	MASN					
134	8/28	vs. BOS	1:05 PM	MASN					
135	8/29	at SF	10:15 PM	MASN2					
136	8/30	at SF	7:15 PM	FOX					
137	8/31	at SF	4:05 PM	MASN2					
AUGUST TOTALS:		0-0	TEAM ERA: ---		TEAM AVG: ---				
138	9/1	at SD	6:40 PM	MASN2					
139	9/2	at SD	9:40 PM	MASN2					
140	9/3	at SD	4:10 PM	MASN2					
	9/4	OFF DAY							
141	9/5	vs. LAD	7:05 PM	MASN					
142	9/6	vs. LAD	7:05 PM	MASN					
143	9/7	vs. LAD	1:35 PM	MASN					
	9/8	OFF DAY							
144	9/9	vs. PIT	6:35 PM	MASN					
145	9/10	vs. PIT	6:35 PM	MASN					
146	9/11	vs. PIT	1:05 PM	MASN					
147	9/12	at TOR	7:07 PM	MASN2					
148	9/13	at TOR	3:07 PM	MASN2					
149	9/14	at TOR	1:37 PM	MASN2					
150	9/15	at CWS	7:40 PM	MASN2					
151	9/16	at CWS	7:40 PM	MASN2					
152	9/17	at CWS	2:10 PM	MASN2					
153	9/18	vs. NYY	7:15 PM	FOX					
154	9/19	vs. NYY	7:05 PM	MASN					
155	9/20	vs. NYY	7:05 PM	MASN					
156	9/21	vs. NYY	1:35 PM	MASN					
	9/22	OFF DAY							
157	9/23	vs. TB	6:35 PM	MASN2					
158	9/24	vs. TB	6:35 PM	MASN2 FS1*					
159	9/25	vs. TB	1:05 PM	MASN					
160	9/26	at NYY	7:05 PM	MASN					
161	9/27	at NYY	1:05 PM	MASN					
162	9/28	at NYY	3:05 PM	MASN					
SEPTEMBER TOTALS:		0-0	TEAM ERA: ---		TEAM AVG: ---				
*Indicates home sellout									
*Indicates out-of-market broadcast									
Pitchers in CAPS indicates complete game									
All times listed are Eastern									
MASN and MASN2 games can also be streamed locally via MASN+									
All games broadcast on the Orioles Radio Network and 98 Rock 97.9 FM/HD2 & WBAL NewsRadio 1090 AM/101.5 FM									
<div><div></div><div></div></div> <div><div></div><div></div></div>									
DELAYS & POSTPONEMENTS									
DATE	OPPONENT (Reason)			TIME (Delay)		RESULT			
5/28	vs. STL (rain)			0:31 (top 1 st)		L, 6-4			
5/24 (G1)	at BOS (rain)			0:26 (top 1 st)		L, 6-5			
5/23 (G2)	at BOS (rain)			Postponed		Rescheduled for a DH on 5/23			
5/22	at BOS (rain)			Postponed		Rescheduled for a DH on 5/23			
5/16	vs. WSH (inclement weather)			0:12 (top 1 st)		L, 4-3			
5/13	vs. MIN (inclement weather)			Postponed		Rescheduled for a DH on 5/14			
5/3	vs. KC (rain)			0:57 (top 2 nd)		L, 4-0			
4/25	at DET (inclement weather)			Postponed		Rescheduled for a DH on 4/26			
4/11	vs. TOR (rain)			Postponed		Rescheduled for a DH on 7/29			
TOTAL TIME OF DELAYS: 2:06 (21:58 in 2024)									
COLDEST GAME TIME TEMPERATURE: 45 degrees, April 5 at Kansas City (W, 8-1)									
WARMEST GAME TIME TEMPERATURE: 89 degrees, 2x, last: May 11 at Los Angeles-AL (W, 7-3)									