



San Francisco Giants (76-74) at Arizona Diamondbacks (79-72)  
RHP Alex Cobb (7-6, 3.62) vs. RHP Zac Gallen (15-8, 3.50)

Game #151/Road Game #76 • Tuesday, September 19, 2023 • Chase Field • 6:40 p.m. PT  
NBC Sports Bay Area • KNBR 104.5 FM/680 AM • KSFN 1510 AM

**TODAY'S GAME:** After an off day, the Giants and Dbacks kick off their final series of the year tonight with a brief, two-game set.

- ▶ SF is 6-5 against Arizona this year, with three of the losses coming here at Chase Field.
- ▶ A win in either of the two games would give SF the head-to-head tiebreaker with Arizona.

**A WILD RACE:** Entering today at 76-74 (.507), the Giants currently sit 2.0 games behind the Cubs and Reds for the third and final Wild Card spot in the NL...SF is also 0.5 games back of the Marlins.

- ▶ Entering play today, *FanGraphs* gives SF a 13.6% chance of making the postseason.
- ▶ The Giants have the second-toughest remaining strength of schedule in MLB at .568, behind only the Nationals (.591).

**UP CLOSE AND PERSONAL:** The Giants have managed to win a lot of close games against the Diamondbacks in recent seasons.

- ▶ Since 2020, SF is 16-5 in one-run games against the Dbacks...the 16 such wins are tied for the most in MLB against any opponents in that stretch.

Most Wins in Games Decided by 1 Run vs. Any Single Opponent (Since 2020) (Stats, LLC)			
Giants vs. Dbacks	16	Tigers vs. Royals	14
Mariners vs. Athletics	16	Astros vs. Rangers	14
Cubs vs. Pirates	16	Mariners vs. Rangers	14
Reds vs. Cubs	14		

**HOT BATS:** An explosive 6th inning on Sunday at Coors Field saw Giants batters record 10 hits.

- ▶ The 10 hits were tied for the most in an inning by any team this season...the Angels also had 10 hits at Coors Field on June 24 (3rd inning).
- ▶ SF's 10 hits in one inning were their most since at least 1969 and the most by an NL team since the Rockies had 10 in the 8th inning on August 25, 2018 vs. the Cardinals. (Stats, LLC).

**FASHIONABLY LATE:** The Giants have outscored their opponents by 31 runs in the 9th inning or later this season, the best run differential in MLB.

- ▶ SF also leads the Majors with 95 runs scored in the 9th inning or later this season.

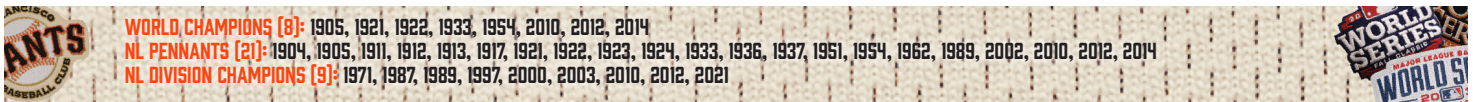
MLB, Best Run Differential in 9th Inning or Later - 2023 (Stats, LLC)			
San Francisco Giants	+31	Toronto Blue Jays	+20
New York Yankees	+22	Cincinnati Reds	+19
Baltimore Orioles	+21	New York Mets	+19



**GUESS WHO'S BACK:** Veteran **RHP Alex Cobb** returns to the mound to make his first start in eight days...Cobb, who's been battling a left hip impingement since mid-June, has found success when pitching in longer rest this season.

- ▶ The right hander has a 2.63 ERA this year when starting after six or more days since his last outing, compared to a 4.50 ERA in four days rest.
- ▶ Cobb has also had a lot of success in night games this season...his 2.46 ERA in night games is second-best in MLB, trailing only LAD's Clayton Kershaw (2.33) (min. 10 GS).
- ▶ For the season, Cobb is 6-2 in his 16 starts in night games and 1-4 in his 11 day-game starts.
- ▶ The Giants have won both of Cobb's starts against Arizona this season.

▶▶ **UPCOMING PROBABLE STARTING PITCHERS & BROADCAST SCHEDULE (ALL TIMES ARE IN PACIFIC TIME)** ◀◀

Wed., Sept. 20 at ARI 12:40 p.m. RHP Logan Webb (10-12, 3.31) vs. RHP Merrill Kelly (11-7, 3.45) NBCS BA/MLBN  
▶ All games broadcast on KNBR 104.5 FM/680 AM in English and will be broadcast in Spanish on KSFN 1510 AM for NL West games and all home games





Overall.....	259-191	2023 vs. Diamondbacks.....	6-5
at Oracle Park.....	126-89	at Oracle Park.....	5-2
at Chase Field.....	128-95	at Chase Field.....	1-3

2023 Head-to-Head vs. Diamondbacks									
Date	H/A	W/L	Score	Rec.	Date	H/A	W/L	Score	Rec.
5/11	at ARI	W	6-2	1-0	7/31	ARI	L	3-4(11)	3-5
5/12	at ARI	L	5-7	1-1	8/1	ARI	W	4-3	4-5
5/13	at ARI	L	2-7	1-2	8/2	ARI	W	4-2	5-5
5/14	at ARI	L	1-2	1-3	8/3	ARI	W	1-0	6-5
7/23	ARI	W	8-5	2-3	9/19	at ARI	--	--	--
7/24	ARI	W	7-6	3-3	9/20	at ARI	--	--	--
7/25	ARI	L	2-5	3-4	2023 Totals				6-5

**ROAD WOES:** The Giants snapped a nine-game losing streak on the road on Sunday after edging the Rockies 11-10 at Coors Field...the streak was SF's longest since dropping 12 consecutive road games in 1996.

- ▶ SF has dropped 23 of its last 28 road games since July 19, the worst road record of any team in the Majors in that span.
- ▶ The Giants have been outscored by a 161-95 margin on the road since July 19.
- ▶ SF's last road series victory was a three-game sweep at Pittsburgh right after the All-Star Break, July 14-16.

**STEALING THE SHOW: IF Thairo Estrada** swiped his 22nd base of the year on Sunday, surpassing last year's 21 mark to set a new career-best.

- ▶ He became the first Giant with as many steals in a decade and first since **Hunter Pence** also stole 22 bases in 2013.
- ▶ Estrada is also the first Giant to steal 20+ bases in consecutive seasons since **Omar Vizquel** (2005, 2006).
- ▶ He's responsible for 41.5% of SF's total stolen bases this season...the Giants' 53 steals overall this year are 10 fewer than any other MLB team (Colorado, 63).

Highest Percentage of Team's Stolen Bases - 2023 (Stats, LLC)			
Ronald Acuña Jr., ATL	56.4%	Willi Castro, MIN	38.3%
Esteury Ruiz, OAK	43.9%	CJ Abrams, WAS	36.8%
Thairo Estrada, SF	41.5%		

**IN A PINCH: OF Austin Slater** has 29 hits as a pinch hitter over the last three seasons...he's the only player with more than 20 pinch-hit hits since 2021.

- ▶ His eight hits as a pinch hitter this season are second-most in the Majors behind TB's Harold Ramirez (10).
- ▶ Slater feels right at home here at Chase Field...he is slashing .388/.468/.627 in 27 career games here...the .388 average at Chase is tops among active players (min. 50 PA).

Most Hits as Pinch Hitter - Since 2021 (Stats, LLC)					
Austin Slater	29	David Peralta	19	Harold Ramirez	19
Brad Miller	20	Albert Pujols	19		

**WHAT'S LEFT?:** Just 12 games remain on the Giants' regular season schedule...after tomorrow, the Giants head to Los Angeles to continue this 10-game road trip with four games at Dodger Stadium...SF's final homestand is six games, three against the Padres, and three against the Dodgers.



COACHING & MEDICAL STAFF ◀

**Manager:** Gabe Kapler (19)  
**Coaches:** Kai Correa (50), Antoan Richardson (00), Mark Hallberg (91), Justin Viele (66), Dustin Lind (88), Pedro Guerrero (85), Andrew Bailey (84), J.P. Martinez(87), Craig Albernaz (0), Brian Bannister (97), Nick Ortiz (79), Alyssa Nakken (92), Taira Uematsu (99)  
**Staff:** Fernando Pérez (98), Alex Burg (95), Brant Whiting (96)  
**Medical & Training Staff:** Dave Groeschner, Dr. Anthony Saglimbeni, Dr. Ken Akizuki, Dr. Ben Ma, Dr. Chris Chung, Anthony Reyes, L.J. Petra, Brad Lawson, Saul Martinez, Harvey Martin, Tony Reale, Frank Perez, Hiro Sato, Adam Rodrigues, Erika González-Rebull, Chrissy Yuen  
**Travel & Clubhouse Staff:** Abe Silvestri, James Uroz, Brad Grems

ACTIVE ROSTER (28) ◀

NO	PITCHERS (14)	B-T	HT	WT	BORN	BIRTHPLACE
54	Alexander, Scott	L-L	6-0	196	7-10-89	Santa Rosa, CA
59	Brebbia, John	L-R	6-1	205	5-30-90	Boston, MA
38	Cobb, Alex	R-R	6-2	213	10-7-87	Boston, MA
75	Doval, Camilo	R-R	6-3	200	7-4-97	Yamasá, DR
77	Jackson, Luke	R-R	6-1	220	8-24-91	Fort Lauderdale, FL
34	Junis, Jakob	R-R	6-3	240	9-16-92	Jacksonville, AR
52	Manaea, Sean	R-L	6-5	265	2-1-92	Valparaiso, IN
33	Rogers, Taylor	L-L	6-3	178	12-17-90	Littleton, CO
71	Rogers, Tyler	R-R	6-4	185	12-17-90	Littleton, CO
48	Stripling, Ross	R-R	6-3	208	11-23-89	Bluebell, PA
74	Walker, Ryan	R-R	6-2	200	11-26-95	Arlington, WA
62	Webb, Logan	R-R	6-0	220	11-18-96	Rocklin, CA
67	Winn, Keaton	R-R	6-4	230	2-20-98	Ollie, IA
57	Wood, Alex	R-L	6-4	220	1-12-91	Charlotte, NC
NO	CATCHERS (2)	B-T	HT	WT	BORN	BIRTHPLACE
14	Bailey, Patrick	S-R	6-0	220	5-29-99	Greensboro, NC
2	Sabol, Blake	L-R	6-4	234	1-7-98	Laguna Hills, CA
NO	INFIELDERS (6)	B-T	HT	WT	BORN	BIRTHPLACE
35	Crawford, Brandon	L-R	6-2	230	1-21-87	Mountain View, CA
7	Davis, J.D.	R-R	6-2	225	4-27-93	Elk Grove, CA
18	DeJong, Paul	R-R	6-0	205	8/2/93	Orlando, FL
39	Estrada, Thairo	R-R	5-10	195	2-22-96	Bejuma, VZ
41	Flores, Wilmer	R-R	6-2	211	8-6-91	Valencia, VZ
31	Wade Jr., LaMonte	L-L	5-11	207	1-1-94	Baltimore, MD
NO	OUTFIELDERS (6)	B-T	HT	WT	BORN	BIRTHPLACE
8	Conforto, Michael	L-R	6-0	220	3-1-93	Seattle, WA
17	Haniger, Mitch	R-R	6-2	210	12-23-90	Mountain View, CA
29	Matos, Luis	R-R	5-10	198	1-28-02	Valera, Trujillo, VZ
23	Pederson, Joc	L-L	6-1	240	4-21-92	Palo Alto, CA
13	Slater, Austin	R-R	6-1	208	12-13-92	Jacksonville, FL
5	Yastrzemski, Mike	L-L	5-10	181	8-23-90	Andover, MA

NUMERICAL ROSTER ◀

NO.	NAME	POS
2	Sabol, Blake	C/OF
5	Yastrzemski, Mike	OF
7	Davis, J.D.	IF
8	Conforto, Michael	OF
13	Slater, Austin	OF
17	Haniger, Mitch	OF
18	DeJong, Paul	IF
23	Pederson, Joc	IF/OF
29	Matos, Luis	OF
31	Wade Jr. LaMonte	IF/OF
33	Rogers, Taylor	LHP
34	Junis, Jakob	RHP
35	Crawford, Brandon	IF
38	Cobb, Alex	RHP
39	Estrada, Thairo	IF
41	Flores, Wilmer	IF
48	Stripling, Ross	RHP
52	Manaea, Sean	LHP
54	Alexander, Scott	LHP
57	Wood, Alex	LHP
59	Brebbia, John	RHP
62	Webb, Logan	RHP
67	Winn, Keaton	RHP
71	Rogers, Tyler	RHP
74	Walker, Ryan	RHP
75	Doval, Camilo	RHP
77	Jackson, Luke	RHP

MAJOR LEAGUE INJURED & BEREAVEMENT LIST (5) ◀

Players in *italics* are currently on IL/BL

PLAYER	INJURY	IL TYPE	ON (RETRO)	OFF (ELIGIBLE)	GAMES MISSED
<i>Anthony DeSclafani</i>	<i>Right elbow flexor strain</i>	<i>60-day</i>	<i>July 30 (July 27)</i>	<i>(August 25)</i>	<i>45</i>
<i>Mark Mathias</i>	<i>Right shoulder strain</i>	<i>60-day</i>	<i>August 14</i>	<i>(End Of Season)</i>	<i>30</i>
<i>Roberto Pérez</i>	<i>Right rotator cuff strain</i>	<i>60-day</i>	<i>April 8</i>	<i>(June 7)</i>	<i>143</i>
<i>Thomas Szapucki</i>	<i>Left arm neuropathy</i>	<i>60-day</i>	<i>March 30</i>	<i>(May 29)</i>	<i>148</i>
<i>Cole Waites</i>	<i>Right elbow sprain</i>	<i>60-day</i>	<i>July 18</i>	<i>(September 16)</i>	<i>54</i>
Scott Alexander	Left hamstring strain	15-day	June 19	July 4	14
Patrick Bailey	Concussion	7-day	September 6	September 13	7
Joey Bart	Mid back strain	10-day	April 2 (March 31)	April 10	7
Joey Bart	Left groin strain	10-day	May 19 (May 18)	June 9	20
John Brebbia	Right lat strain	60-day	June 17	September 5	69
Alex Cobb	Left oblique strain	15-day	June 18 (June 15)	June 30	13
Michael Conforto	Left hamstring strain	10-day	August 25 (August 24)	September 15	19
Brandon Crawford	Right calf strain	10-day	May 1 (April 30)	May 10	13
Brandon Crawford	Left knee inflammation	10-day	July 19 (July 17)	July 29	11
Brandon Crawford	Left forearm strain	10-day	August 20 (August 19)	September 1	12
Anthony DeSclafani	Right shoulder fatigue	15-day	July 3 (July 2)	July 18	12
Thairo Estrada	Left wrist sprain	10-day	May 27 (May 26)	June 6	9
Thairo Estrada	Left hand fracture	10-day	July 3	July 13	26
Wilmer Flores	Left foot contusion	10-day	June 17	June 27	9
Luis González	Lower back surgery	60-day	March 30	August 7	111
Mitch Haniger	Left oblique strain	10-day	March 30 (March 27)	April 24	21
Mitch Haniger	Fractured right forearm	60-day	June 14	August 29	64
Luke Jackson	UCL reconstruction	60-day	March 30 (March 27)	May 30	54
Luke Jackson	Low back strain	15-day	June 25	July 22	21
Bryce Johnson	Concussion	7-day	April 14 (April 13)	May 9	19
Joc Pederson	Right wrist inflammation	10-day	April 15 (April 12)	April 23	9
Joc Pederson	Right hand contusion	10-day	May 15 (May 13)	June 6	21
A.J. Pollock	Left oblique strain	10-day	August 9	September 5	29
Heliot Ramos	Right oblique strain	60-day	May 19	July 18	50
Darin Ruf	Right wrist inflammation	10-day	April 24	May 9	13
Austin Slater	Left hamstring strain	10-day	March 30 (March 27)	April 24	21
Austin Slater	Left hamstring strain	10-day	May 11	May 29	17
Ross Stripling	Low back strain	15-day	May 19 (May 18)	June 25	35
Ross Stripling	Mid-back strain	15-day	August 17	(September 1)	24
Ryan Walker	Paternity List	--	August 19	August 22	3
Alex Wood	Left hamstring strain	15-day	April 19	May 12	21
Alex Wood	Low back strain	15-day	June 1	June 17	14
Mike Yastrzemski	Left hamstring strain	10-day	May 1	May 11	15
Mike Yastrzemski	Left hamstring strain	10-day	June 23 (June 22)	July 3	10
Mike Yastrzemski	Left hamstring strain	10-day	July 31	August 30	26

PRONUNCIATION GUIDE ◀

John Brebbia (BREH-bee-uh)	Luis Matos (mah-tohss)
Paul DeJong (de-YUNG)	Heliot Ramos (Elliot)
Camilo Doval (kah-MEE-loh doh-VAHL)	Blake Sabol (SAY-bowl)
Thairo Estrada (TYE-row)	David Villar (vee-YAR)
Sean Hjelle (jelly)	LaMonte Wade Jr. (Lamont)
Jakob Junis (JOON-is)	Mike Yastrzemski (yuh-STREM-skee)
Marco Luciano (lew-see-AH-noh)	
Sean Manaea (muh-NYE-yuh)	



Scan QR code or click below for  
SF Giants Player Pronunciations Link:  
<https://sfgiants.box.com/v/2023GiantsPlayerPronunciations>



ALEX COBB RHP

#38

2023 RECORD: 7-6, 3.62 ERA

Height/Weight: 6-3/205

Bats/Throws: R/R

Born: Boston, MA

Age: 35 (October 7, 1987)

Signed Through: 2023

**WITH THE GIANTS:** The 2023 All-Star is in his 12th Major League season and his second with the Giants...he's in his second year of a two-year contract (with a third-year team option) with the Giants that he signed on November 30, 2021.

**LAST TIME OUT:** Did not factor into the decision in his last start on September 11 against Cleveland...threw 5.0 innings, allowing two unearned runs on three hits and one walk in the Giants' 5-4 victory...his outing came after extra rest between starts due to the fact he received a cortisone shot to try to alleviate discomfort in his impinged left hip...it flared up only nine pitches into the game, but Cobb battled through 5.0 innings and 79 pitches to give the Giants a chance to win.

**VS. ARIZONA:** Has appeared in eight games against the Diamond-backs, going 3-2 with a 4.87 ERA and a 1.44 WHIP...he last faced them on August 1 and threw 6.0 innings, allowing three runs on four hits (three homers)...Cobb is 1-1 with a 5.48 ERA (13er, 21.1ip) in four career starts here at Chase Field and threw 7.0-scoreless in-nings in his last start here on May 11 in the Giants' 6-2 victory.

**HOME VS. ROAD:** Has struggled on the road this season, posting a 5.26 ERA in 15 games, compared to a 1.95 ERA in 12 games at Oracle Park...over his last five road games he's posted a 0-3 record with a 7.71 ERA and a 1.80 WHIP.

**TOUGH STRETCH:** He hit a tough patch in the month of August, posting a 1-2 record with a 5.35 ERA (21er, 35.1ip), eight home runs allowed and a .252 opponents average in six outings...over his first 17 games this season he posted a 2.82 ERA (30er, 95.2ip) and a .272 opponents average while holding opponents to two runs or less in 12 of those 17 outings.

**WINNER, WINNER:** The Giants have a 18-9 record over 27 games when Cobb takes the mound and is 11-5 over his last 16 starts.

**LIMIT THE LONG BALL:** Has allowed 11 home runs over his last eight outings (2.28 HR/per 9.0ip)...prior to August 1, Cobb had al-lowed just 11 home runs over 20 outings (0.88 HR/per 9.0ip).

**RISP MANAGEMENT:** Opponents are 13-for-their-last-40 (.421) with RISP vs. Cobb over his last nine starts...however, opposing hitters are slashing .210/.283/.283 off him with runners in scoring position overall this season...he's also posted a .141 average (9-for-64) with runners in scoring position and two outs.

**YOU'RE GROUNDED!:** Cobb's 57.3% groundball rate is second-best in the Majors behind teammate **Logan Webb's** 61.1% mark (minimum 140.0 innings).

**FIRST THINGS FIRST:** Opponents are batting .373 (25-for-67) with 12 extra base hits (five doubles, two triples, five homers) off him on the first pitch of an at-bat.

COBB PITCH ARSENAL / STATCAST INFO (2023)				
Pitch Type	Usage Percentage	Avg. Velo	BAA	SO
Sinker	39.6%	94.5 mph	.276	50
Split Finger	38.5%	89.5 mph	.231	57
Curveball	16.3%	83.6 mph	.386	17
Slider	5.2%	86.2 mph	.333	5
4-Seam Fastball	0.3%	95.8 mph	.000	1

COBB VS. ARIZONA (CAREER)								
Last Win:	5/11/23 at ARI				Last Loss: 9/24/22 at ARI			
	W-L	ERA	G/GS	IP	H	ER	BB	SO
2023	1-0	2.03	2/2	13.1	11	3	3	7
Career at SF at ARI	3-2	4.87	8/8	44.1	49	24	15	30
	2-1	4.30	4/4	23.0	24	11	9	18
	1-1	5.48	4/4	21.1	25	13	6	12

2023 GAME-BY-GAME											
Date	Opp.	Dec	Result	IP	H	R	ER	BB	SO	HR	TP
4/1	at NYY	--	W, 7-5	3.2	4	2	1	1	6	1	76
4/7	vs. KC	L	L, 1-3	7.0	7	2	2	0	6	1	97
4/12	vs. LAD	--	L, 5-10	3.2	8	2	2	1	2	0	77
4/19	at MIA	--	W, 5-2	5.0	7	1	1	1	8	0	92
4/24	vs. STL	W	W, 4-0	9.0	6	0	0	1	4	0	109
4/30	at SD	--	L, 4-6	5.0	7	3	3	0	7	1	94
April		1-1	2.43	33.1	39	10	9	4	33	3	--
5/6	vs. MIL	W	W, 4-1	7.0	5	0	0	2	5	0	107
5/11	at ARI	W	W, 6-2	7.1	7	0	0	2	3	0	104
5/16	vs. PHI	--	W, 4-3	3.1	5	2	2	5	3	0	86
5/23	at MIN	W	W, 4-3	7.0	6	3	3	1	8	2	95
5/28	at MIL	L	L, 5-7	4.0	7	7	7	4	5	1	95
May		3-1	3.77	28.2	30	12	12	14	24	3	--
6/3	vs. BAL	W	W, 4-0	7.2	5	0	0	0	7	0	103
6/8	at COL	--	W, 6-4	5.0	8	4	4	1	7	0	83
6/13	at STL	--	W, 11-3	4.0	5	2	2	5	5	0	79
6/30	at NYM	--	W, 5-4	5.0	6	3	2	0	3	0	79
June		1-0	3.32	21.2	24	9	8	3	22	0	--
7/5	vs. SEA	W	W, 2-0	6.0	6	0	0	0	7	0	88
7/15	at PIT	--	W, 3-1	6.0	4	1	1	2	5	1	94
7/20	at CIN	L	L, 1-5	4.1	9	5	5	5	0	1	85
7/25	vs. OAK	--	W, 2-1	6.0	3	0	0	1	9	0	95
July		1-1	2.42	22.1	22	6	6	7	21	2	--
8/1	vs. ARI	--	W, 4-3	6.0	4	3	3	1	4	3	84
8/6	at OAK	--	L, 6-8	5.1	7	5	5	1	3	2	77
8/12	TEX	L	L, 3-9	4.1	9	6	6	2	3	1	92
8/18	at ATL	L	L, 0-4	5.2	8	4	4	2	3	0	103
8/23	at PHI	--	W, 8-6	5.0	5	2	2	0	4	2	--
8/29	CIN	W	W, 6-1	9.0	1	1	1	1	8	0	131
August		1-2	5.35	35.1	34	21	21	7	25	8	--
9/3	at SD	L	L, 0-4	3.0	6	4	4	0	3	2	58
9/11	CLE	--	W, 5-4	5.0	3	2	0	1	2	1	79
9/19	at ARI										
Sept.		0-1	4.50	8.0	9	6	6	1	5	3	--
2023 Season		7-6	3.62	149.1	158	64	60	36	130	17	--

**HEY NOW YOU'RE AN ALL-STAR:** Was selected as an All-Star for the first time in his career as a replacement for Atlanta Braves starter Bryce Elder...at 35 years, 277 days on the day of the All-Star game, Cobb was the fourth-oldest first time All-Star in Giants history, and second-oldest in the SF-era...Cobb threw 1.0-scoreless inning with one strikeout at T-Mobile Park.

GIANTS MONTHLY STARTER BREAKDOWN

March/April		May		June		July		August		Sept/Oct.	
Record	4-9	Record	10-7	Record	5-6	Record	2-9	Record	3-6	Record	3-7
ERA	3.66	ERA	3.61	ERA	4.63	ERA	4.19	ERA	3.80	ERA	5.15
ERA Rank	7th	ERA Rank	9th	ERA Rank	21st	ERA Rank	10th	ERA Rank	5th	ERA Rank	17th
Strikeouts	138	Strikeouts	123	Strikeouts	90	Strikeouts	100	Strikeouts	109	Strikeouts	58
Walks	30	Walks	47	Walks	31	Walks	19	Walks	21	Walks	15
HR Allowed	21	HR Allowed	14	HR Allowed	12	HR Allowed	18	HR Allowed	13	HR Allowed	13
BAA	.263	BAA	.256	BAA	.270	BAA	.261	BAA	.243	BAA	.256



GIANTS MONTHLY BULLPEN BREAKDOWN

March/April		May		June		July		August		Sept/Oct.	
Record	7-7	Record	7-5	Record	13-1	Record	10-4	Record	9-9	Record	3-3
ERA	6.15	ERA	2.52	ERA	2.65	ERA	3.67	ERA	4.36	ERA	4.25
ERA Rank	28th	ERA Rank	2nd	ERA Rank	4th	ERA Rank	11th	ERA Rank	15th	ERA Rank	17th
Sv/SV Opp	5/11	Sv/SV Opp	14/15	Sv/SV Opp	13/16	Sv/SV Opp	7/14	Sv/SV Opp	6/13	Sv/SV Opp	3/7
Strikeouts	112	Strikeouts	124	Strikeouts	134	Strikeouts	106	Strikeouts	120	Strikeouts	57
Walks	44	Walks	38	Walks	35	Walks	32	Walks	47	Walks	20
HR Allowed	20	HR Allowed	9	HR Allowed	7	HR Allowed	10	HR Allowed	18	HR Allowed	6
BAA	.278	BAA	.207	BAA	.218	BAA	.241	BAA	.269	BAA	.285

#54 SCOTT ALEXANDER ▶ LHP

**Pitch Arsenal:** Sinker, Slider, Changeup  
**Last Game:** 9/16 at COL (G2); 0.2ip, h, 2r (16 pitches)

- ▶ Has allowed 14 runs on 23 hits (.377 avg) over his last 15 outings (8.31 ERA) and 13.0 innings.
- ▶ Stranded 24 of his 30 inherited runners this season.
- ▶ Lefties are 10-for-their-last-25 (.400) off him and are 16-for-75 (.213) off him with five XBH overall.
- ▶ His 14.7 strikeout rate is in the bottom 4% of MLB.
- ▶ Has struck out just 29 of the 197 batters he's faced this year.
- ▶ Alexander is 7-0 as a reliever in 2023...according to *Stats, LLC*, his record would tie for the most wins without a loss in a single season by a Giant out of the bullpen in the modern era.

#59 JOHN BREBBIA ▶ RHP

**Pitch Arsenal:** Four-Seam FB, Slider, Changeup  
**Last Game:** 9/17 at COL; 0.2ip, h, 2r, er, hr (14 pitches)

- ▶ Returned from his rehab assignment and reinstated from the 60-day Injured List on Sept. 5 (right lat strain)...missed 69 games.
- ▶ Has worked in six games since being reinstated from the IL.
- ▶ Has bounced back and forth from the bullpen to being used as an "opener" this season.
- ▶ Has a 0.90 ERA (2er, 20.0ip) with 17 strikeouts in 19 career starts.

#75 CAMILO DOVAL ▶ RHP

**Pitch Arsenal:** Four-Seam FB, Slider, Cutter, Sinker  
**Last Game:** 9/17 at COL; 0.2ip, 3h, 4r, er, hb, k (35 pitches)

- ▶ Has appeared in seven of SF's last 11 games...prior to that, had appeared in just nine of SF's previous 32 contests dating to Aug. 1.
- ▶ His 37 SVs are most by a Giant since **Santiago Casilla** (38 in 2015).
- ▶ His 37 saves are tied for second-most in MLB behind CLE's Emmanuel Clase (41).
- ▶ Named to the NL All-Star team, his first career selection.
- ▶ Has struck out 83 batters over 64.0 innings of work (11.67 SO/9)...his 31.0% strikeout rate ranks in the top 8% of the league.
- ▶ Batters are 15-for-94 (.160) off his slider with 46 strikeouts.

#77 LUKE JACKSON ▶ RHP

**Pitch Arsenal:** Four-Seam FB, Slider, Curveball  
**Last Game:** 9/17 at COL; 1.0ip, h, 2k (11 pitches)

- ▶ Has struck out 40 batters in 30.2 innings of work (11.74 SO/9).
- ▶ 30 of his 40 strikeouts have come on his slider.
- ▶ Reinstated from the 60-day IL on May 30 and made his Giants debut on May 31...missed the entire 2022 season after undergoing TJ surgery.
- ▶ Also missed 21 games with a low back strain from June 25-July 22.

#34 JAKOB JUNIS ▶ RHP

**Pitch Arsenal:** Slider, Sinker, Changeup, Four-Seam Fastball  
**Last Game:** 9/16 at COL (G2); 4.0ip, 4h, 2r, er, bb, 5k (57 pitches)

- ▶ Has allowed seven runs (six ER) on 11 hits in 14.0 innings over his last five relief appearances.
- ▶ Has made 35 appearances out of SF's bullpen...served mainly as a long reliever with his season-high being 4.0ip.
- ▶ Also made four starts for SF and allowed just two runs (unearned) on five hits with 14 strikeouts (12.2ip).

#33 TAYLOR ROGERS ▶ LHP

**Pitch Arsenal:** Slider, Sinker, Cutter  
**Last Game:** 9/17 at COL; SV, 0.1ip (2 pitches)

- ▶ Is 6-2-2 with a 1.96 ERA (10er, 46.0ip), 58 strikeouts, a 1.02 WHIP and a .182 opp avg in his last 51 games since April 19.
- ▶ Has a 0.82 ERA (2er, 22.0ip) on the road this season with 30 strikeouts...his 0.82 road ERA is second-best in MLB (min. 20.0ip).
- ▶ Lefties are 7-for-83 (.084) with two doubles vs. Rogers.
- ▶ Righties have a .922 OPS and five HRs against him.

#71 TYLER ROGERS ▶ RHP

**Pitch Arsenal:** Four-Seam FB, Sinker, Slider  
**Last Game:** 9/17 at COL; 1.0ip, 2h, r, er, bb, k (17 pitches)

- ▶ His 64 appearances are the second-most on the team (Doval, 65).
- ▶ Opponents are batting .429 (15-for-35) off him on the first pitch.
- ▶ His 84.2 mph average exit velocity is second-best in MLB.
- ▶ Rogers' 27.4% opposing hard hit rate is in the top 2% of MLB.

#48 ROSS STRIPLING ▶ RHP

**Pitch Arsenal:** Four-Seam FB, Changeup, Slider, Curve, Sinker  
**Last Game:** 9/16 at COL (G1); 3.1ip, 4h, 3r, 3er, 2bb, 3k (66 pitches)

- ▶ Returned from his rehab assignment and reinstated from the 15-day Injured List on Friday...missed 25 games with a mid-back strain.
- ▶ Walked his first batter faced Saturday, snapping a streak of having not issued a walk to 169 consecutive batters, the longest such streak by a Giants pitcher since 1974.
- ▶ His 3.7 BB% is in the top 2% of the league.
- ▶ Has given up 20 HRs in 81.2 innings this season.
- ▶ His 2.20 HR/9 is the highest of his career since 2020 (2.37 HR/9).

#74 RYAN WALKER ▶ RHP

**Pitch Arsenal:** Sinker, Slider  
**Last Game:** 9/16 at COL (G1); L, 0.2ip, 2h, 3er, 3bb, 2k (35 pitches)

- ▶ Has a 2.72 ERA (11er, 36.1ip) with a 1.24 WHIP in 32 relief outings.
- ▶ Throws his slider 50.9% of the time and sinker 49.0% of time.
- ▶ Walker's 25.3% hard hit rate is in the top 1% of MLB, while his 85.2 mph average exit velocity is in the top 2%.
- ▶ Has posted a 11.1 K/9ip ratio w/SF (69 strikeouts in 55.2 innings).

#57 ALEX WOOD ▶ LHP

**Pitch Arsenal:** Sinker, Slider, Changeup  
**Last Game:** 9/13 vs. CLE; 4.0ip, 3h, k (59 pitches)

- ▶ Tossed 4.0-scoreless innings last Wednesday vs. Cleveland.
- ▶ Has been unscored upon in six of his last seven outings (5er, 15.2ip).
- ▶ Has logged a 6.08 ERA (32er, 47.1ip) in 12 starts this year.
- ▶ Has a 2.72 ERA (12er, 39.2ip) in 14 relief outings.
- ▶ 64 of his 78 appearances have been as a starter w/SF since 2021.
- ▶ Has 3.93BB/9ip ratio this year, nearly double last year (2.1) and well above career average (2.6)...has walked 38 batters in 87.0ip.
- ▶ Has a 17.3% K rate this season, his lowest since 2015 (17.4).

GIANTS BULLPEN PITCHES THROWN - LAST 5 DAYS

Pitcher	Mon	Sun	Sat	Fri	Thurs
Scott Alexander (L)	--	0	16	0	0
John Brebbia (R)	--	0	12	0	0
Camilo Doval (R)	--	35	0	15	0
Luke Jackson (R)	--	11	19	0	0
Jakob Junis (R)	--	0	57	0	0
Taylor Rogers (L)	--	2	11	0	0
Tyler Rogers (R)	--	17	18	0	0
Ross Stripling (R)	--	0	66	0	0
Ryan Walker (R)	--	0	35	0	0
Alex Wood (L)	--	0	0	0	0



#14 PATRICK BAILEY ▶ C

**Sunday:** 1x4, 2b, 2rbi, k **Hit Streak:** 2 (3x8)  
**Last Series at COL:** 4x13, r, 2b, 3rbi, 3k **Last HR:** 8/29 vs. CIN

- ▶ Reinstated from the 7-day concussion IL last Wednesday.
- ▶ Since his debut on May 19, Bailey's .361 average w/RISP is t third-best among all rookies in MLB...Sabol is second (.364).
- ▶ His 3.1 fWAR is second-best on the club behind Estrada (3.7).
- ▶ Played in 117 games between SF and the minors, a career-high.
- ▶ His +13 DRS lead SF and are third-most in MLB among catchers.
- ▶ His +14 catcher framing runs and 52.7% strike rate are both tops in MLB (*Statcast*).

#8 MICHAEL CONFORTO ▶ OF

**Sunday:** 1x3, r **Hit Streak:** 1 (1x3)  
**Last Series at COL:** 1x8, 2r, rbi, 3bb, 2k, sf **Last HR:** 8/13 vs. TEX

- ▶ Reinstated from the 10-day IL on Friday...missed 19 games with a left hamstring strain.
- ▶ Is 15-for-41 (.366) with nine runs scored, a 2B, two HRs, four RBI & eight walks over his last 15 games.
- ▶ Reached base safely in 22 his last 28 games (.398 OBP).
- ▶ His 15 homers are third-most on the team.
- ▶ Conforto's 56 RBI are tied for second-most behind Davis' 68.
- ▶ His 10 game-winning RBI are second-most on team (Pederson, 11).
- ▶ SF is 29-7 this year in games when Conforto drives in a run.

#35 BRANDON CRAWFORD ▶ IF

**Sunday:** 1x4, r, hr, 3rbi, k **Hit Streak:** 1 (1x4)  
**Last Series at COL:** 1x10, 2r, hr, 3rbi, 4bb, 2k **Last HR:** 9/17 at COL

- ▶ Homered on Sunday for the first time since August 1.
- ▶ Was reinstated from the 10-day IL on Sept. 1 at San Diego.
- ▶ Missed 12 games with a strained left forearm.
- ▶ His 44 career triples are one shy of **Willie McCovey** for second-most in the SF-era (since 1958).
- ▶ His 1,652 career games as a Giant are the seventh-most in franchise history...next up is **Travis Jackson** at 1,656 games.
- ▶ Is 12-for-32 (.375) with three HRs and 16 RBI w/RISP and two outs.

#7 J.D. DAVIS ▶ IF

**Sunday:** 2x4, 3r, rbi, bb, k **Hit Streak:** 1 (2x4)  
**Last Series at COL:** 3x9, 4r, 2b, rbi, 2bb, 2k **Last HR:** 9/13 vs. CLE

- ▶ Is 11-for-32 (.344) with three HRs, four doubles, nine RBI, 10 runs scored and five walks in his last nine games.
- ▶ Is batting .317 (13x41) with a 1.051 OPS this month (12g).
- ▶ Leads the team with 69 RBI and his 18 HRs are second-most...his 69 RBI are a career-best...is four HRs shy of matching career-best.
- ▶ Is 41-for-86 (.477) with eight homers on the first pitch.
- ▶ Has played in 136 games, second-most of his career (140 in 2019).

#18 PAUL DeJONG ▶ IF

**Sunday:** DNP **Hit Streak:** -1 (0x1)  
**Last Series at COL:** 0x1 **Last HR:** 8/23 at PHI

- ▶ Is 5-for-13 in his last five games...was just 1x29 in 10 games prior.
- ▶ Signed to ML contract Aug. 23 and added to ML roster that day.
- ▶ Acquired via trade by Toronto from St. Louis on Aug. 1 for **RHP Matt Svanson**...released by Toronto on Aug. 21...was batting .068 (3x44) with one RBI and no XBH in 13 games with the Jays.
- ▶ Was batting .233 with 38 runs, 13 home runs, 32 RBI and a .710 OPS in 81 games with St. Louis prior to trade.

#39 THAIRO ESTRADA ▶ IF

**Sunday:** 2x5, r, rbi, sb **Hit Streak:** 3 (7x14)  
**Last Series at COL:** 7x18, 3r, 2rbi, k, sb **Last HR:** 9/10 vs. COL

- ▶ Stole his 22nd base Sunday, setting a new career-high...became the first Giant with 22 steals since Hunter Pence did so in 2013.
- ▶ Is also the first Giant to steal 20+ bases in consecutive seasons since **Omar Vizquel** (2005, 2006).
- ▶ His 3.7 fWAR is highest on the club.
- ▶ Is worth +17 Outs Above Average (*Statcast*), second-best in MLB.
- ▶ Nine of his 12 HRs this year have come at home.
- ▶ Reinstated from the 10-day IL on August 5...missed 26 games with a left hand fracture after getting hit by a pitch on July 2 at NYM.

#41 WILMER FLORES ▶ IF

**Sunday:** DNP **Hit Streak:** 1 (2x3)  
**Last Series at COL:** 2x7, rbi, 2bb **Last HR:** 9/8 vs. COL

- ▶ Reached base safely in 52 of his last 60 games entering play today.
- ▶ Over his last 67 games (since June 12), he's hitting .315 (74-for-235) with 16 homers, 36 RBI and a .972 OPS.
- ▶ His 14.0% strikeout rate is in the top 7% of MLB.
- ▶ Spent the 2019 season with the Dbacks...is slashing .301/.365/.533 in 89 career games at Chase Field.
- ▶ Is two home runs away from 150 in his career.

#17 MITCH HANIGER ▶ OF

**Sunday:** 2x4, r, 2 2b, 3rbi, 2k **Hit Streak:** 1 (2x4)  
**Last Series at COL:** 2x12, r, 2 2b, 3rbi, 4k **Last HR:** 9/10 vs. COL

- ▶ Went 2-for-4 with two doubles on Sunday...was just 6-for-45 (.133) in his previous 15 games since returning from 60-day IL on Aug. 29.
- ▶ Missed 64 games with a fractured right forearm, an injury he suffered on June 13 at St. Louis after getting hit by a pitch.
- ▶ Has appeared in just 56 games with SF overall this year.
- ▶ Made his MLB debut with Arizona in 2016 and appeared in 34 games with the Dbacks that year.

#29 LUIS MATOS ▶ OF

**Sunday:** DNP **Hit Streak:** 1 (1x2)  
**Last Series at COL:** 1x7, r **Last HR:** 8/20 at ATL

- ▶ Is 12-for-35 (.343) with a .395 OBP in his last 11 games.
- ▶ Recalled from Triple-A Sacramento on Sept. 6...is 11-for-32 (.344) with three runs scored, two doubles and three RBI since returning.
- ▶ Was 7-for-22 (.318) with five XBH in his most recent stint with SF from August 20-29...is 16-for-49 (.327) in his last 17 MLB games.

#23 JOC PEDERSON ▶ OF

**Sunday:** 2x5, r, 2b, rbi, 2k **Hit Streak:** 2 (3x7)  
**Last Series at COL:** 3x12, r, 2b, rbi, 5k **Last HR:** 9/10 vs. COL

- ▶ Has homered just twice since July 30 (41g).
- ▶ Has gone 23-for-75 (.307) with five doubles, one triple, two homers, 10 RBI and 11 walks in his last 26 games.
- ▶ His 52.0 hard hit % is in the top 6% of the league.
- ▶ Pederson's 12.9% walk rate is in the top 10% of the league, his best walk rate in a season since 2016 (13.2%).

#2 BLAKE SABOL ▶ C/OF

**Sunday:** DNP **Hit Streak:** -1 (0x1)  
**Last Series at COL:** 1x3, 2b, 2rbi, 2bb, k **Last HR:** 9/12 vs. CLE

- ▶ Has four hits in 18 at-bats (.222) this month, yet two hits are homers.
- ▶ Is batting .368 (28-for-76) with RISP.
- ▶ Logged a .773 OPS with all 13 HRs vs. RHPs...has .410 OPS vs. LHPs.
- ▶ Hit 10 of his 13 homers before the All-Star break.
- ▶ His 33.7% strikeout rate is in the bottom 3% of the league.

#13 AUSTIN SLATER ▶ OF

**Sunday:** 1x2, r off the bench **Hit Streak:** 3 (3x7)  
**Last Series at COL:** 3x8, r, 2b, 3k **Last HR:** 7/26 vs. OAK

- ▶ Is 14-for-his-last-40 (.350) with eight runs, four 2Bs, three RBI and five walks in his past 18 games...was 0x24 in his prior 18 gms.
- ▶ Is slashing .388/.468/.627 in 27 career games here at Chase Field...his .388 average is best among active players (min. 50PA).
- ▶ His 91.0 mph average exit velocity is a career-best.
- ▶ His eight pinch-hit HRs since making his debut in 2017 are tied with teammate **Wilmer Flores** for most in MLB.
- ▶ His eight career pinch-hit homers are second-most in the SF-era...**Willie McCovey** leads with 13.
- ▶ Is hitting .357 (15-for-42) with runners in scoring position.

#31 LaMONTE WADE JR ▶ IF/OF

**Sunday:** 1x4, r **Hit Streak:** 3 (3x9)  
**Last Series at COL:** 3x10, 3r, hr, rbi, 4bb, 2k **Last HR:** 9/5 at CHC

- ▶ Is 15-for-40 (.375) in his last 13 gms and reached base in all of them.
- ▶ His 14.8% walk rate is in the top 4% in MLB.
- ▶ Wade's 126 games and 488 plate appearances are career-highs (109g and 381 PA's were previous bests both from 2021).
- ▶ Entered the All-Star break with a .404 OBP but has a .329 OBP since.

#5 MIKE YASTRZEMSKI ▶ OF

**Sunday:** 1x4, r, 2b, hbp, k, sb **Hit Streak:** 2 (2x8)  
**Last Series at COL:** 2x15, r, 2b, rbi, hbp, 5k, sb **Last HR:** 9/11 vs. CLE

- ▶ Is 13-for-36 (.361) with seven runs, five 2Bs, two HRs and six RBI over his last 11 games.
- ▶ Activated from IL on Aug. 30 after missing 26 games...was his third trip to IL (all left hamstring strains), missing 51 total games.
- ▶ Is 15x51 (.314) w/ six 2Bs & three HRs in 17 games since returning.
- ▶ Has been a +8 DRS in the outfield this season.
- ▶ Has a 45.6% hard-hit rate this season, highest of his career to date...his previous best was 42.9% in his rookie season back in 2019.



GIANTS RUN INFORMATION		
<b>Giants Most Runs (Inning):</b> 8 (2x), last: 9/17 at COL (6th inning)		
<b>Opponents Most Runs (Inning):</b> 6 (2x), last: 7/22 at WSH (2nd inning)		
WALK-OFF WINS & LOSSES (13)		
WINS (8)		
Date	Opponent	Notes
April 25	St. Louis	Blake Sabol HR in the 9th
June 19	San Diego	Mike Yastrzemski HR in the 10th
June 20	San Diego	Joc Pederson BB in the 9th
July 29	Boston	J.D. Davis HR in the 9th
July 30	Boston	Joc Pederson 1B in the 11th
August 13	Texas	Patrick Bailey HR in the 10th
Sept. 11	Cleveland	LaMonte Wade Jr. 1B in the 10th
Sept. 13	Cleveland	LaMonte Wade Jr. sac fly in the 10th
LOSSES (5)		
Date	Opponent	Notes
April 14	Detroit	Nick Maton HR in the 11th
April 15	Detroit	Miguel Cabrera 1B in the 11th
May 14	Arizona	Lourdes Gurriel Jr. 2B in the 9th
August 22	Philadelphia	Trea Turner 1B in the 9th
Sept. 15	Colorado	--

CAREER GAME-ENDING HITS & WALK-OFF RBI		
Player	Hits (Last)	RBI (last)
Bailey	1 (8/13/23 vs. TEX, HR)	1 (8/13/23 vs. TEX, HR)
Bart	--	--
Conforto	2 (4/11/21 vs. MIA, 1B)	4 (6/26/21 vs. PHI, SF)
Crawford	9 (8/16/22 vs. ARI, HR)	9 (8/16/22 vs. ARI, HR)
Davis	2 (7/29/23 vs. BOS, HR)	2 (7/29/23 vs. BOS, HR)
DeJong	1 (8/13/18 vs. WSH, HR)	1 (8/13/18 vs. WSH, HR)
Estrada	1 (8/12/22 vs. PIT, HR)	1 (8/12/22 vs. PIT, HR)
Flores	8 (9/4/22 vs. PHI, HR)	11 (9/4/22 vs. PHI, HR)
Haniger	4 (8/26/22 vs. CLE, 1B)	5 (8/26/22 vs. CLE, 1B)
Matos	--	--
Pederson	3 (7/30/23 vs. BOS, 1B)	4 (7/30/23 vs. BOS, 1B)
Sabol	1 (4/25/23 vs. STL, HR)	1 (4/25/23 vs. STL, HR)
Schmitt	--	--
Slater	1 (4/8/22 vs. MIA, 2B)	1 (4/8/22 vs. MIA, 2B)
Wade Jr.	2 (9/11/23 vs. CLE, 1B)	3 (9/13/23 vs. CLE, SF)
Yastrzemski	4 (6/19/23 vs. SD, HR)	4 (6/19/23 vs. SD, HR)

GIANTS CAREER MILESTONES TRACKER			
Player	Stat	Total	Approaching
Conforto	Home Runs	147	150
Crawford	Home Runs	146	150
	Hits	1,391	1,400
Flores	Home Runs	148	150
Manaea	Innings Pitched	989.2	1,000
Pederson	Runs Batted In	483	500

2023 GIANTS IN-GAME VIOLATIONS							
Game/Opp 3/30 at NYY 4/29 at SD 5/3 at HOU 5/8 vs. WSH 5/12 at ARI 5/31 vs. PIT 9/1	Inning T9 T5 T2 B9 T8 B1 T1	Batter Violations (7)		Last Five Pitcher Violations (28 Total by SF)			
		Player	Reason	Game/Opp	Inning	Player	Reason
		J.D. Davis	Batter Clock Violation	7/5 vs. SEA	T9	Camilo Doval	Pitch Timer Violation
		Michael Conforto	Batter Clock Violation	7/25 vs. OAK	T9	Camilo Doval	Pitch Timer Violation
		J.D. Davis	Batter Clock Violation	8/27 vs. ATL	T9	Camilo Doval	Pitch Timer Violation
		J.D. Davis	Batter Clock Violation	9/1 at SD	B7	Luke Jackson	Pitch Timer Violation
		Joc Pederson	Batter Clock Violation	9/9 vs. COL	T7	Ryan Walker	Pitch Timer Violation
		Mike Yastrzemski	Batter Clock Violation				
Joc Pederson	Batter Clock Violation						
2023 CLOCK VIOLATIONS LEADERS							
Game/Opp	Inning	Player	Reason	Team	Violations	Team	Violations
4/6 at CWS	B5	Blake Sabol	Wasn't Ready for AB	New York-NL	54	Houston	40
				Tampa Bay	50	New York-AL	39
				Pittsburgh	49	Cleveland	38
				Miami	46	San Francisco	37
				San Diego	45	Milwaukee	37
				Los Angeles-AL	41	Philadelphia	36

OUTFIELD ASSISTS (18)		
Name	2023 Total (Career)	Last
Michael Conforto	5 (46)	August 5, 2023 at OAK
Luis Matos	3 (3)	August 28, 2023 vs. CIN
Joc Pederson	-- (26)	August 20, 2022 at COL
Heliot Ramos	1 (1)	August 17, 2023 vs. TB
Blake Sabol	1 (1)	May 31, 2023 vs. PIT
Austin Slater	2 (14)	May 29, 2023 vs. PIT
Mike Yastrzemski	6 (22)	Sept. 17, 2023 at COL

GIANTS EJECTIONS (3)					
Date	Name	Career#	Inn	Umpire	Reason
6/29	J.D. Davis	1	3rd	John Tumpane	Arguing B&S
6/29	Gabe Kapler	6	3rd	John Tumpane	Arguing B&S
8/15	Gabe Kapler	7	3rd	Chad Whitson	Arguing B&S

GIANTS HOME RUN LOG	
<b>Grand Slams (3):</b> Villar (4/3 at CWS), Davis (4/6 at CWS), Davis (6/17 at LAD)	
<b>Multi-HR Games (6):</b> Villar (4/3 at CWS), Pederson (6/11 vs. CHC), Estrada (6/11 vs. CHC), Yastrzemski (6/19 vs. SD), Sabol (7/3 vs. SEA), Flores (7/18 at CIN)	
<b>3-HR Games (0):</b> --	
<b>Back-to-Back HRs (6):</b> Conforto/Estrada (4/3 at CWS), Yastrzemski/Villar (4/3 at CWS), Villar/Crawford (4/11 vs. LAD), Crawford/Wade (4/29 at SD), Sabol/Villar (4/29 at SD), Yastrzemski/Bailey (6/13 at STL)	
<b>Back-to-Back-Back HRs (1):</b> Flores/Haniger/Sabol (9/8 vs. COL)	
<b>Leadoff HRs (6):</b> Estrada (4/14 at DET), Wade (4/30 at SD), Wade (6/2 vs. BAL), Wade (8/19 at ATL), Wade (9/5 at CHC), Yastrzemski (9/11 vs. CLE)	
<b>Pinch Hit HRs (6):</b> Flores (5/5 vs. MIL), Davis (6/17 at LAD), Sabol (7/2 at NYM), Slater (7/8 vs. COL), Pederson (7/23 at WSH), Slater (7/26 at OAK)	
<b>Walkoff HRs (4):</b> Sabol (4/25 vs. STL), Yastrzemski (6/19 vs. SD), Davis (7/29 vs. BOS), Bailey (8/13 vs. TEX)	
<b>Inside the Park HRs (0):</b>	
<b>Splash Hit HRs (5):</b> Wade (4/8 vs. KC), Crawford (4/22 vs. NYM), Wade (6/3 vs. BAL), Pederson (6/11 vs. CHC), Yastrzemski (6/19 vs. SD)	

2023 INSTANT REPLAY INFORMATION (GIANTS CHALLENGES ONLY)	
Challenges used by Kapler.....	52
Number of plays overturned .....	28
Number of plays that stood .....	15
Number of plays confirmed.....	9

2023 CLOCK VIOLATIONS LEADERS			
Team	Violations	Team	Violations
New York-NL	54	Houston	40
Tampa Bay	50	New York-AL	39
Pittsburgh	49	Cleveland	38
Miami	46	<b>San Francisco</b>	<b>37</b>
San Diego	45	Milwaukee	37
Los Angeles-AL	41	Philadelphia	36

2023 GIANTS RECORD WHEN...			
<b>Overall</b> .....	76-74	<b>Series Opener at Home</b> .....	11-13
<b>Home</b> .....	43-32	<b>Series Opener on Road</b> .....	13-12
<b>Road</b> .....	33-42	<b>By Series</b> .....	21-26-2
<b>Day</b> .....	30-34	<b>By Home Series</b> .....	13-10-1
<b>Night</b> .....	46-40	<b>By Road Series</b> .....	8-16-1
<b>Current Streak</b> .....	W1	<b>Rubber Games</b> .....	6-9
<b>Last 5 Games</b> .....	2-3	<b>Sweeps/Were Swept</b> .....	7-6
<b>Last 10 Games</b> .....	6-4	<b>Scored First</b> .....	53-25
<b>March</b> .....	0-1	<b>Opponent Scored First</b> .....	23-49
<b>April</b> .....	11-15	<b>1-run games</b> .....	23-18
<b>May</b> .....	17-12	<b>1 or 2 run games</b> .....	40-28
<b>June</b> .....	18-8	<b>Comeback Wins</b> .....	37-28
<b>July</b> .....	12-13	<b>Last AB Wins</b> .....	22-11
<b>August</b> .....	12-15	<b>Walkoff Wins</b> .....	8-5
<b>September</b> .....	6-10	<b>Extra Innings</b> .....	11-3
<b>Vs. LHSP</b> .....	25-19	<b>Led After 6</b> .....	55-10
<b>Vs. RHSP</b> .....	51-55	<b>Led After 7</b> .....	57-6
<b>Series Opener</b> .....	24-25	<b>Led After 8</b> .....	63-1
<b>Tied After 6</b> .....	8-7	<b>Hit 2+ HR</b> .....	30-14
<b>Tied After 7</b> .....	8-4	<b>Scored 3 or Fewer Runs</b> .....	11-55
<b>Tied After 8</b> .....	8-7	<b>Scored 4 or More Runs</b> .....	65-19
<b>Behind After 6</b> .....	13-57	<b>Scored 5 or More Runs</b> .....	47-14
<b>Behind After 7</b> .....	11-64	<b>Allowed 3 or Fewer Runs</b> .....	49-13
<b>Behind After 8</b> .....	5-66	<b>Allowed 4 or More Runs</b> .....	27-61
<b>Division Games</b> .....	23-17	<b>Allowed 5 or More Runs</b> .....	13-51
<b>Vs. Other Divisions</b> .....	53-57	<b>More Hits than Opponent</b> .....	47-10
<b>Vs. A.L. Teams</b> .....	20-26	<b>Fewer Hits than Opponent</b> .....	19-59
<b>Vs. N.L. Teams</b> .....	56-48	<b>Committed No Errors</b> .....	38-39
<b>Vs. A.L. East</b> .....	6-9	<b>Committed 1 or More Errors</b> ..	38-35
<b>Vs. A.L. Central</b> .....	7-8	<b>Before All-star Game</b> .....	49-41
<b>Vs. A.L. West</b> .....	7-9	<b>After All-star Game</b> .....	27-33
<b>Vs. N.L. East</b> .....	13-18	<b>Starter Goes at least 5 inn</b> .....	43-37
<b>Vs. N.L. Central</b> .....	20-13	<b>Starter Goes at least 6 inn</b> .....	29-22
<b>Vs. N.L. West</b> .....	23-17	<b>Starter Goes at least 7 inn</b> .....	19-6
<b>Hit 0 HR</b> .....	18-35		
<b>Hit 1+ HR</b> .....	58-39		



DAY-BY-DAY

GM	Date	D/N	OPP	W/L	SCORE	W-L-SV	RECORD	POS	GB/GA	ATT	GM	Date	D/N	OPP	W/L	SCORE	W-L-SV	RECORD	POS	GB/GA	ATT
1	3/30	D	at NYY	L	0-5	Cole-Webb	0-1	T3	-1.0	46,172*	98	7/21	N	at WSH	L	3-5	Irvin-Wood-Finnegan	54-44	T2	-3.0	26,062
	3/30		Off Day								99	7/22	N	at WSH	L	1-10	Gray-Webb	54-45	T2	-4.0	32,504
2	4/1	D	at NYY	W	7-5	Junis-King-Doval	1-1	3	-0.5	41,642	100	7/23	D	at WSH	L	1-6	Gore-Alexander	54-46	T2	-4.0	23,404
3	4/2	D	at NYY	L	0-6	Brito-Stripling	1-2	5	-0.5	42,053	101	7/24	D	at DET	L	1-5	Skubal-Stripling	54-47	T2	-4.0	16,907
4	4/3	D	at CHW	W	12-3	DeSclafani-Kopech	2-2	3	-0.5	34,784	102	7/25	N	OAK	W	2-1	Ty. Rogers-Ecreg-Doval	55-47	T2	-4.0	40,014*
	4/4		Off Day								103	7/26	N	OAK	W	8-3	Wood-Harris	56-47	2	-3.0	36,142
5	4/5	D	at CHW	L	3-7	Cease-Webb	2-3	4	-1.5	15,980		7/27		Off Day							
6	4/6	D	at CHW	W	16-6	Junis-Lynn	3-3	2	-1.5	18,261	104	7/28	N	BOS	L	2-3	Crawford-Webb-Jansen	56-48	2	-3.0	33,755
7	4/7	D	KC	L	1-3	Keller-Cobb-Barlow	3-4	4	-1.5	40,711*	105	7/29	D	BOS	W	3-2	Doval-Jansen	57-48	2	-3.0	37,470
8	4/8	D	KC	L	5-6	Clarke-Stripling-Chapman	3-5	4	-1.5	35,126	106	7/30	D	BOS	W	4-3 (11)	Beck-Llovera	58-48	2	-2.0	37,026
9	4/9	D	KC	W	3-1	Brebbia-Yarbrough-Ty. Rogers	4-5	4	-1.5	30,207	107	7/31	N	ARI	L	3-4 (11)	Ginkel-Ta. Rogers-McGough	58-49	2	-2.5	28,404
10	4/10	N	LAD	L	1-9	Urias-Webb	4-6	5	-2.5	35,232	108	8/1	N	ARI	W	4-3	Walker-Castro-Manaea	59-49	2	-2.5	25,806
11	4/11	N	LAD	W	5-0	Alexander-May	5-6	4	-1.5	30,768	109	8/2	N	ARI	W	4-2	Webb-Gilbert-Doval	60-49	2	-2.5	28,956
12	4/12	N	LAD	L	5-10	Kershaw-Ta. Rogers	5-7	4	-2.5	34,903	110	8/3	D	ARI	W	1-0	Beck-Pfaadt-Doval	61-49	2	-2.5	33,087
	4/13		Off Day									8/4		Off Day							
13	4/14	N	at DET	L	5-7 (11)	Cisnero-Doval	5-8	4	-2.5	15,289	111	8/5	D	at OAK	L	1-2	May-Walker	61-50	2	-3.0	37,553
14	4/15	D	at DET	L	5-6 (11)	Shreve-Ta. Rogers	5-9	4	-2.5	18,344	112	8/6	D	at OAK	L	6-8	Snead-Jackson-May	61-51	2	-4.0	27,381
	4/16	D	at DET	PPD		PPD, Rain -- Rescheduled for	7/24	4	-3.0		113	8/7	N	at LAA	W	8-3	Tay. Rogers-Estévez	62-51	2	-4.0	32,582
15	4/17	N	at MIA	L	3-4	Barnes-Webb-Puk	5-10	4	-4.0	8,744	114	8/8	N	at LAA	L	5-7	Giolito-Alexander-Leone	62-52	2	-5.0	31,974
16	4/18	N	at MIA	L	2-4	Cabrera-Junis-Puk	5-11	4	-5.0	8,783	115	8/9	N	at LAA	L	1-4	Ohtani-Beck-Estevez	62-53	2	-6.0	36,980
17	4/19	D	at MIA	W	5-2	Doval-Smeltzer-Ta Rogers	6-11	4	-4.0	8,272		8/10		Off Day							
18	4/20	N	NYM	L	4-9	Senga-Manaea	6-12	4	-4.0	24,452	116	8/11	N	TEX	L	1-2	Gray-Stripling-Smith	62-54	2	-7.5	35,689
19	4/21	N	NYM	L	0-7	Lucchesi-DeSclafani	6-13	4	-5.0	27,551	117	8/12	N	TEX	L	3-9	Anderson-Cobb	62-54	2	-8.5	33,112
20	4/22	D	NYM	W	7-4	Webb-Peterson	7-13	4	-4.0	29,912	118	8/13	D	TEX	W	3-2 (10)	Doval-Smith	63-55	2	-8.5	35,648
21	4/23	D	NYM	W	5-4	Alexander-Smith-Doval	8-13	4	-3.0	27,721	119	8/14	N	TB	L	2-10	Glasnow-Beck-Lopez	63-56	2	-9.0	25,748
22	4/24	N	STL	W	4-0	COBB-Montgomery	9-13	4	-3.0	20,203	120	8/15	N	TB	W	7-0	Manaea-Littell	64-56	2	-9.0	26,322
23	4/25	N	STL	W	5-4	Hjelle-Helsley	10-13	4	-2.5	20,797	121	8/16	D	TB	L	1-6	Civale-Walker	64-57	2	-10	27,510
24	4/26	N	STL	W	7-3	DeSclafani-Hicks-Doval	11-13	4	-2.0	21,748		8/17		Off Day							
25	4/27	D	STL	L	0-6	Mikolas-Webb	11-14	4	-2.5	23,397	122	8/18	N	at ATL	L	0-4	Strider-Cobb	64-58	2	-10.5	40,688
	4/28		Off Day								123	8/19	N	at ATL	L	5-6	Yates-Ty. Rogers-Iglesias	64-59	2	-12.0	42,744
26	4/29	D	at SD	L	11-16	Cosgrove-Ty Rogers-Martinez	11-15	4	-4.0	19,611*	124	8/20	D	at ATL	W	4-3	Doval-Yates	65-59	2	-11.5	40,291
27	4/30	D	at SD	L	4-6	Garcia-Ty. Rogers-Hader	11-16	4	-4.0	19,633*	125	8/21	N	at PHI	L	4-10	Nola-Manaea	65-60	2	-12.0	36,274
28	5/1	N	at HOU	L	3-7	Stanek-Hjelle	11-17	4	-5.0	30,915	126	8/22	N	at PHI	L	3-4	Kimbrel-Doval	65-61	3	-12.0	40,420
29	5/2	N	at HOU	W	2-0	DeSclafani-Brown-Doval	12-17	4	-5.0	31,701	127	8/23	D	at PHI	W	8-6 (10)	Junis-Kimbrel-Walker	66-61	T2	-11.5	33,035
30	5/3	D	at HOU	W	4-2	Webb-Valdez-Doval	13-17	4	-5.0	40,405		8/24		Off Day							
	5/4		Off Day								128	8/25	N	ATL	L	1-5	Strider-Webb	66-62	3	-13.5	36,511
31	5/5	N	MIL	W	6-4	Manaea-Burnes-Doval	14-17	4	-4.0	28,614	129	8/26	D	ATL	L	3-7	Fried-Manaea	66-63	3	-13.5	36,798
32	5/6	N	MIL	W	4-1	Cobb-Rea-Doval	15-17	4	-4.0	26,387	130	8/27	D	ATL	W	8-5	Alexander-Shuster-Doval	67-63	3	-13.5	31,047
33	5/7	D	MIL	L	3-7	Payamps-Stripling	15-18	4	-5.0	34,603	131	8/28	N	CIN	W	4-1	Harrison-Abbott-Doval	68-63	3	-13.5	24,581
34	5/8	N	WSH	L	1-5	Irvin-DeSclafani	15-19	4	-5.0	20,502	132	8/29	N	CIN	W	6-1	COBB-Williamson	69-63	3	-13.5	26,078
35	5/9	N	WSH	W	4-1	Webb-Corbin-Doval	16-19	4	-5.0	22,028	133	8/30	D	CIN	L	1-4	Greene-Webb-Diaz	69-64	2	-14.5	25,140
36	5/10	D	WSH	L	6-11	Gray-Manaea	16-20	4	-6.0	21,283	134	8/31	N	at SD	W	7-2	Manaea-Avila	70-64	2	-13.5	36,639
37	5/11	N	at ARI	W	6-2	Cobb-Henry	17-20	4	-5.5	15,582	135	9/1	N	at SD	L	3-7	Wacha-Beck	70-65	T2	-13.5	40,326*
38	5/12	N	at ARI	L	5-7	Misiewicz-Junis-Castro	17-21	4	-6.5	19,266	136	9/2	N	at SD	L	1-6	Snell-Harrison	70-66	T2	-13.5	41,983*
39	5/13	N	at ARI	L	2-7	Gallen-DeSclafani	17-22	4	-7.5	25,147	137	9/3	D	at SD	L	0-4	Lugo-Cobb	70-67	T2	-14.5	41,050*
40	5/14	D	at ARI	L	1-2	Castro-Ty. Rogers	17-23	4	-8.5	26,267	138	9/4	D	at CHC	L	0-5	Steele-Webb	70-68	3	-15.0	39,452
41	5/15	N	PHI	W	6-3	Alexander-Falter-Doval	18-23	4	-8.5	23,819	139	9/5	N	at CHC	L	8-11	Smyly-Jackson	70-69	3	-15.0	28,684
42	5/16	N	PHI	W	4-3	Ta. Rogers-Wheeler-Doval	19-23	4	-7.5	24,304	140	9/6	D	at CHC	L	2-8	Wicks-Wood	70-70	3	-15.0	27,443
43	5/17	D	PHI	W	7-4	Brebbia-Soto-Doval	20-23	3	-7.5	25,303		9/7		Off Day							
	5/18		Off Day								141	9/8	N	COL	W	9-8	Brebbia-Bird-Doval	71-70	3	-15.0	32,448
44	5/19	N	MIA	W	4-3	Alexander-Alcantara-Ty.Rogers	21-23	3	-7.0	30,673	142	9/9	N	COL	W	9-1	Webb-Anderson	72-70	3	-14.5	34,290
45	5/20	D	MIA	L	0-1	Garrett-Ty. Rogers-Floro	21-24	3	-7.0	31,993	143	9/10	D	COL	W	6-3	Winn-Lambert- Doval	73-70	3	-14.5	33,781
46	5/21	D	MIA	W	7-5	Walker-Luzardo-Doval	22-24	3	-6.0	28,936	144	9/11	N	CLE	W	5-4 (10)	Jackson-Clase	74-70	3	-13.5	20,705
47	5/22	N	at MIN	W	4-1	Manaea-Ober-Alexander	23-24	3	-6.0	16,627	145	9/12	N	CLE	L	1-3	Quantrill-Manaea-Clase	74-71	3	-14.5	23,541
48	5/23	N	at MIN	W	4-3	Cobb-Lopez-Doval	24-24	3	-6.0	20,790	146	9/13	D	CLE	W	6-5 (10)	Doval-Curry	75-71	3	-13.5	26,218
49	5/24	D	at MIN	L	1-7	Ryan-DeSclafani	24-25	3	-6.0	23,464		9/14	N	at COL	PPD		PPD, Rain -- Rescheduled for	9/16	3	-13.5	
50	5/25	N	at MIL	W	5-0	Junis-Teheran	25-25	3	-5.5	24,536	147	9/15	N	at COL	L	2-3	Koch-Doval	75-72	3	-14.5	38,253
51	5/26	N	at MIL	W	15-1	Wood-Peralta-Beck	26-25	3	-4.5	30,347	148	9/16 (1)	D	at COL	L	5-9	Kauffmann-Walker-Hollowell	75-73	3	-15.0	22,101
52	5/27	D	at MIL	W	3-1	Webb-Strzelecki-Doval	27-25	3	-4.5	39,269	149	9/16 (2)	N	at COL	L	2-5	Vodnik-Alexander-Kinley	75-74	3	-16.0	43,885
53	5/28	D	at MIL	L	5-7	Rea-Cobb-Williams	27-26	3	-4.5	34,581	150	9/17	D	at COL	W	11-10	Manaea-Flexen-Tay Rogers	76-74	3	-16.0	30,619
54	5/29	D	PIT	W	14-4	DeSclafani-Hill	28-26	3	-4.5	39,323		9/18		Off Day							
55	5/30	N	PIT	L	1-2	Moreta-Manaea-Bednar	28-27	3	-5.5	24,166	151	9/19	N	at ARI			KNBR Radio; KSFN Radio; NBC Sports Bay Area				
56	5/31	D	PIT	L	4-9	Keller-Wood	28-28	3	-5.5	23,827	152	9/20	D	at ARI			KNBR Radio; KSFN Radio; NBC Sports Bay Area				
	6/1		Off Day								153	9/21	N	at LAD			KNBR Radio; KSFN Radio; NBC Sports Bay Area				
57	6/2	N	BAL	L	2-3	Kremer-Webb-Bautista	28-29	3	-6.5	27,873	154	9/22	N	at LAD			KNBR Radio; KSFN Radio; Apple TV				
58	6/3	N	BAL	W	4-0	Cobb-Bradish	29-29	3	-5.5	32,416	155	9/23	N	at LAD			KNBR Radio; KSFN Radio; NBC Sports Bay Area				
59	6/4	D	BAL	L	3-8	Wells-DeSclafani	29-30	3	-5.5	35,571	156	9/24	D	at LAD			KNBR Radio; KSFN Radio; ESPN				
	6/5		Off Day								157	9/25	N	SD			KNBR Radio; KSFN Radio; NBC Sports Bay Area; FS1				
60	6/6	N	at COL	W	10-4	Walker-Lamet	30-30	3	-5.5	29,190	158	9/26	N	SD			KNBR Radio; KSFN Radio; NBC Sports Bay Area				
61	6/7	N	at COL	W	5-4	Ta. Rogers-Lawrence-Doval	31-30	3	-5.5	24,149	159	9/27	N	SD			KNBR Radio; KSFN Radio; NBC Sports Bay Area				
62	6/8	D	at COL	W	6-4	Alexander-Johnson-Doval	32-30	3	-5.0	30,372		9/28		Off Day							
63	6/9	N	CHC	L	2-3	Stroman-DeSclafani-Alzolay	32-31	3	-6.0	34,816	160	9/29	N	LAD			KNBR Radio; KSFN Radio; NBC Sports Bay Area				
64	6/10	D	CHC	L	0-4	Hendricks-Junis	32-32	3	-7.0	3											



<b>TEAM - GAME (BATTING)</b>	
<b>Most At-Bats:</b>	48, at Milwaukee, May 26
<b>Most Plate Appearances:</b>	54, at Chicago (A.L.), April 6
<b>Most Runs:</b>	16, at Chicago (A.L.), April 6
<b>Most Hits:</b>	20, at Chicago (A.L.), April 6
<b>Most Doubles:</b>	8, at Colorado, June 6
<b>Most Triples:</b>	1, done 12 times.
<b>Most Home Runs:</b>	7, at Chicago (A.L.), April 3
<b>Most Extra-Base Hits:</b>	9, at San Diego, April 29
	9, at Milwaukee, May 26
	9, at Colorado, June 6
<b>Most Total Bases:</b>	38, at Chicago (A.L.), April 6
<b>Most Runs Batted In:</b>	16, at Chicago (A.L.), April 6
<b>Most Stolen Bases:</b>	4, at Milwaukee, May 25
<b>Most Caught Stealing:</b>	2, at Houston, May 2
<b>Most Walks:</b>	11, at Colorado, June 6
<b>Most Strikeouts:</b>	17, vs. Texas, August 13 (10 innings)
<b>Most Strikeouts (9-inning games):</b>	16, at New York (A.L.), March 30
	16, at Colorado, June 6
<b>Most Sac Hits:</b>	1, done 16 times.
<b>Most Sac Flies:</b>	2, vs. Miami, May 19
<b>Most Hit-By-Pitch:</b>	3, at New York (N.L.), July 2
	3, vs. Boston, July 30 (11 innings)
<b>Most GDP:</b>	4, vs. Washington, May 8
	4, vs. Tampa Bay, August 16
<b>TEAM - GAME (PITCHING)</b>	
<b>Most Innings Pitched:</b>	11.0, done 4 times.
<b>Most Hits Allowed:</b>	18, vs. Tampa Bay, August 14
<b>Most Batters Faced:</b>	51, at San Diego, April 29
<b>Most Runs Allowed:</b>	16, at San Diego, April 29
<b>Most Earned Runs:</b>	15, at San Diego, April 29
<b>Most Home Runs Allowed:</b>	6, at San Diego, April 29
<b>Most Walks Allowed:</b>	10, at San Diego, April 29
<b>Most Strikeouts:</b>	17, at St. Louis, June 14 (10 innings)
	17, at Toronto, June 27
<b>Most Hit-By-Pitch:</b>	3, at Philadelphia, August 22

<b>Most At-Bats:</b>	6, done 15 times.
<b>Most Plate Appearances:</b>	6, done 31 times.
<b>Most Runs:</b>	4, Joc Pederson, vs. Chicago (N.L.), June 11
	4, Luis Matos, at Los Angeles (N.L.), June 17
<b>Most Hits:</b>	4, Thairo Estrada, at San Diego, April 29
	4, Casey Schmitt, at Arizona, May 11
	4, Michael Conforto, at Milwaukee, May 25
	4, Patrick Bailey, at Milwaukee, May 26
	4, Joc Pederson, vs. Chicago (N.L.), June 9
	4, Joc Pederson, vs. Chicago (N.L.), June 11
	4, Michael Conforto, at St. Louis, June 13
	4, Brandon Crawford, at Los Angeles (N.L.), June 17
	4, Mike Yastrzemski, vs. Colorado, September 9
	4, Thairo Estrada, at Colorado, September 16
	2, done 18 times.
<b>Most Doubles:</b>	1, done 12 times.
<b>Most Triples:</b>	2, David Villar, at Chicago (A.L.), April 3
<b>Most Home Runs:</b>	2, Thairo Estrada, vs. Chicago (N.L.), June 11
	2, Joc Pederson, vs. Chicago (N.L.), June 11
	2, Mike Yastrzemski, vs. San Diego, June 19 (10 innings)
	2, Blake Sabol, vs. Seattle, July 3
	2, Wilmer Flores, at Cincinnati, July 18
<b>Most Extra-Base Hits:</b>	3, J.D. Davis, at Milwaukee, May 26
	3, Patrick Bailey, at Colorado, June 6
	3, Wilmer Flores, at Cincinnati, July 17 (10 innings)
	10, Joc Pederson, vs. Chicago (N.L.), June 11
	5, done 5 times.
	2, Brett Wisely, vs. Milwaukee, May 5
	1, done 14 times.
	3, done 6 times.
	5, LaMonte Wade Jr., at Milwaukee, May 26
	1, done 16 times.
	1, done 37 times.
	2, Blake Sabol, at New York (A.L.), April 1
	2, LaMonte Wade Jr., at New York (A.L.), April 2
	2, Joey Bart, at Miami, April 19 (11 innings)
	2, done 4 times.
<b>Most GDP:</b>	
<b>Most Innings Pitched:</b>	9.0, Alex Cobb, vs. St. Louis, April 24
	9.0, Logan Webb, vs. Colorado, July 9
	9.0, Alex Cobb, vs. Cincinnati, August 29
<b>Most Hits Allowed:</b>	11, Ross Stripling, vs. Tampa Bay, August 16
	11, Sean Hjelle, at Philadelphia, August 21
<b>Most Batters Faced:</b>	33, Alex Cobb, vs. St. Louis, April 24
	33, Logan Webb, vs. Texas, August 13 (10 innings)
	8, Sean Manaea, vs. Washington, May 10
	7, Alex Cobb, at Milwaukee, May 28
	4, Jakob Junis, at San Diego, April 29
	4, Kyle Harrison, at San Diego, September 2
<b>Most Walks:</b>	5, Alex Cobb, vs. Philadelphia, May 16
	5, Alex Wood, at Milwaukee, May 26
	5, Sean Manaea, at San Diego, August 31
	12, Logan Webb, at New York (A.L.), March 30
<b>Most Strikeouts:</b>	

THE LAST TIME...

<b>FOR THE GIANTS</b>	
<b>HITTING:</b>	
Hit for the Cycle .....	Pablo Sandoval, Sept. 15, 2011 at COL
Grand Slam .....	J.D. Davis, June 17, 2023 at LAD (6th)
Inside-the-Park Home Run.....	Denard Span, Aug. 19, 2017 vs. PHI (1st)
Homers from both sides of plate .....	Pablo Sandoval, Sept. 20, 2012 vs. COL
Pinch-Hit Home Run.....	Austin Slater, July 26, 2023 vs. OAK (6th)
Pinch-Hit Grand Slam .....	J.D. Davis, June 17, 2023 at LAD (7th)
Home Run in first ML at-bat.....	Brett Pill, September. 6, 2011 at SD
Leadoff Home Run.....	Mike Yastrzemski, September 11, 2023 vs. CLE
Walk-off Home Run.....	Patrick Bailey, Aug. 13, 2023 vs. TEX (10th)
Walk-off Grand Slam.....	Mike Yastrzemski, July 15, 2022 vs. MIL (9th)
Consecutive Walk-off Wins.....	July 29-30, 2023 vs. BOS
Five-Hit Game .....	Alex Dickerson, Sept. 1, 2020 at COL
Six-Hit Game .....	Andrew McCutchen, April 7, 2018 vs. LAD
Seven-Hit Game.....	Brandon Crawford, Aug. 8, 2016 at MIA
Two Hits, One Inning.....	Mitch Haniger, May 29, 2023 vs. PIT (7th)
Two Home Runs, One Inning.....	Pablo Sandoval, Sept. 18, 2011 at COL (4th)
Two Home Runs, Game.....	Wilmer Flores, July 18, 2023 at CIN
Three Home Run Game.....	Joc Pederson, May 24, 2022 vs. NYM
Four Home Run Game .....	Willie Mays, April 30, 1961 at MIL
Back-to-Back HRs.....	Yastrzemski/Bailey, June 13, 2023 at STL (6th)
Three Consecutive HRs .....	Flores/Haniger/Davis, September 8, 2023 vs. COL (6th)
Three Home Runs, One Inning .....	September 8, 2023 vs. COL (6th)
Four Home Runs, One Inning .....	April 3, 2023 at CWS (5th)
Five Home Runs, One Inning .....	Aug. 23, 1961 at CIN (9th)
"Splash Home Run" .....	Mike Yastrzemski, June 19, 2023 vs. SD (10th)
Walk-Off "Splash Hit" Homer .....	Mike Yastrzemski, June 19, 2023 vs. SD (10th)
Total Number of Giants "Splash HR's".....	102

<b>PITCHING:</b>	
A Perfect Game .....	Matt Cain, June 13, 2012 vs. HOU
No-Hitter .....	Chris Heston, June 9, 2015 at NYM
No-Hitter at Home .....	Tim Lincecum, June 25, 2014 vs. SD
One-Hitter.....	Madison Bumgarner, July 10, 2016 vs. ARI
10+ Innings Pitched .....	Mike LaCoss, Aug. 16, 1987 vs. LA
15+ Strikeouts.....	Tim Lincecum, July 27, 2009 vs. PIT (15)
Complete Game Shutout .....	Logan Webb, July 9, 2023 vs. COL
Back-to-Back CG Victories .....	Bumgarner/Cueto, May 17-18, 2016 at SD
Back-to-Back-to-Back Shutouts.....	May 19-21, 2015 vs. LAD

<b>MISCELLANEOUS:</b>	
Turn a Triple Play .....	May 30, 2008 vs. SD
Hit Into a Triple Play .....	Brandon Crawford, July 29, 2016 vs. WAS
Position Player Pitching .....	David Villar, June 22, 2023 vs. SD (9th)
Three-or-more Steals, One Game.....	Angel Pagan, Sept. 13, 2015 vs. SD
Straight Steal of Home .....	Omar Vizquel, June 13, 2008 vs. OAK (2nd)

<b>AGAINST THE GIANTS</b>	
<b>HITTING:</b>	
Hit for the Cycle .....	Eddie Rosario (ATL), Sept. 19, 2021 at SF
Grand Slam .....	Tommy Edman, June 14, 2023 at STL (2nd)
Inside-the-Park HR .....	Bryce Harper, August 21, 2023 at PHI (5th)
HRs from both sides of plate .....	Lance Berkman, April 13, 2006 vs. HOU
Pinch-Hit Home Run.....	Bryce Harper, August 21, 2023 at PHI (5th)
Pinch-Hit Grand Slam .....	Ty Kelly, Aug. 19, 2017 vs. PHI
Home Run in first ML at-bat.....	Adam Wainwright, May 24, 2006 vs. STL
Leadoff Home Run.....	Edoard Julien, May 24, 2023 at MIN
Walk-off Home Run.....	Nick Maton, April 14, 2023 at DET (11th)
Walk-off Grand Slam.....	Howie Kendrick, Aug. 13, 2017 (GM 2) at WAS
Home Run by a Pitcher .....	Jake Arrieta, June 3, 2018 vs. PHI
Five-Hit Game .....	Ildemaro Vargas, May 24, 2019 vs. ARI
Six-Hit Game .....	Rondell White, June 11, 1995 vs. MON
Seven-Hit Game.....	None
Two Hits, One Inning.....	Chad Pinder, August 16, 2020 vs. OAK
Two Home Runs, One Inning.....	Mike Lansing, May 7, 1997 vs. MON
Two Home Runs, Game.....	Juan Soto, June 19, 2023 vs. SD
Three Home Run Game.....	Jack Suwinski, June 19, 2022 at PIT
Four Home Run Game .....	None
Back-to-Back HR .....	Kyle Schwarber/Trea Turner, August 23, 2023 at PHI (6th)
Back-to-Back HR to lead off game .....	Mookie Betts/Max Muncy, June 28, 2021 at LAD
Three Consecutive HRs .....	Suárez/Winker/Dietrich, May 5, 2019 at CIN (1st)
Three Home Runs, One Inning.....	August 16, 2020 vs. OAK (5th)
Four Home Runs, One Inning .....	May 20, 2001 at ATL (7th)
Five Home Runs, One Inning .....	None
"Splash Home Run" .....	Josh Naylor, Sept. 11, 2023 vs. CLE (3rd)
Total Number of "Splash HR's" .....	62

<b>PITCHING:</b>	
A Perfect Game .....	None
No-Hitter .....	Homer Bailey, July 2, 2013 at CIN
No-Hitter at SF.....	Kevin Brown, June 10, 1997 at SF
One-Hitter .....	Germán Márquez, April 14, 2019 vs. COL
10+ Innings Pitched .....	Cliff Lee, April 18, 2012 vs. PHI (10)
15+ Strikeouts.....	Clayton Kershaw, Sept. 2, 2015 at LAD
Complete Game Shutout .....	Logan Gilbert, July 4, 2023 vs. SEA
Back-to-Back CG Wins .....	Kershaw/Rusin, Sept. 2-3, 2015 at LAD/at COL
Back-to-Back Shutouts.....	Sept. 18-19, 2020 at OAK

<b>MISCELLANEOUS:</b>	
Turn a Triple Play .....	(WAS), July 29, 2016 at AT&T Park (8th)
Hit Into a Triple Play .....	(SD), May 30, 2004 at AT&T Park (8th)
Position Player Pitching .....	Chris Owings, May 29, 2023 vs. PIT (8th)
Three-or-more Steals, One Game.....	Josh Rojas, July 25, 2022 vs. ARI
Straight Steal of Home .....	Paul Lo Duca (LAD), June 24, 2004 at AT&T Park (4th)



# DBACKS PITCHERS VS. GIANTS

STATS UPDATED THROUGH SEPTEMBER 17, 2023 AND INCLUDE REGULAR & POSTSEASON STATS

### vs. Miguel Castro

Career	BA	OBP	SLG	AB	H	2B	3B	HR	BB	K
Patrick Bailey	.000	.000	.000	1	0	0	0	0	0	0
Michael Conforto	-	1.000	-	0	0	0	0	0	1	0
Brandon Crawford	.000	.000	.000	4	0	0	0	0	0	1
J.D. Davis	.200	.200	.400	5	1	1	0	0	0	0
Paul DeJong	.000	.000	.000	1	0	0	0	0	0	0
Thairo Estrada	.000	.000	.000	1	0	0	0	0	0	1
Wilmer Flores	.500	.500	.500	2	1	0	0	0	0	0
Mitch Haniger	.333	.400	.667	3	1	1	0	0	1	0
Joc Pederson	.000	.000	.000	2	0	0	0	0	0	0
Blake Sabol	.000	.000	.000	2	0	0	0	0	0	1
LaMonte Wade Jr.	.667	.667	1.667	3	2	0	0	1	0	1
Mike Yastrzemski	.000	.000	.000	4	0	0	0	0	0	1

### vs. Luis Frias

Career	BA	OBP	SLG	AB	H	2B	3B	HR	BB	K
Patrick Bailey	.000	.000	.000	1	0	0	0	0	0	0
Brandon Crawford	.333	.333	.333	3	1	0	0	0	0	2
J.D. Davis	.000	.500	.000	1	0	0	0	0	1	0
Paul DeJong	.000	.000	.000	2	0	0	0	0	0	0
Wilmer Flores	.000	.500	.000	1	0	0	0	0	1	0
Luis Matos	.000	.000	.000	1	0	0	0	0	0	0
LaMonte Wade Jr.	-	1.000	-	0	0	0	0	0	1	0
Mike Yastrzemski	.000	.000	.000	1	0	0	0	0	0	0

### vs. Zac Gallen

Career	BA	OBP	SLG	AB	H	2B	3B	HR	BB	K
Michael Conforto	.385	.467	.692	13	5	1	0	1	2	1
Brandon Crawford	.182	.217	.318	22	4	0	0	1	1	4
J.D. Davis	.125	.111	.125	8	1	0	0	0	0	3
Paul DeJong	.333	.333	.667	6	2	2	0	0	0	4
Thairo Estrada	.357	.400	.429	14	5	1	0	0	1	5
Wilmer Flores	.154	.294	.308	13	2	2	0	0	3	3
Mitch Haniger	.000	.000	.000	3	0	0	0	0	0	3
Luis Matos	.333	.333	.667	3	1	1	0	0	0	1
Joc Pederson	.095	.174	.095	21	2	0	0	0	2	6
Blake Sabol	.667	.750	.667	3	2	0	0	0	0	1
Austin Slater	.000	.000	.000	3	0	0	0	0	0	2
LaMonte Wade Jr.	.158	.292	.158	19	3	0	0	0	3	8
Mike Yastrzemski	.350	.435	.500	20	7	3	0	0	2	7

### vs. Kevin Ginkel

Career	BA	OBP	SLG	AB	H	2B	3B	HR	BB	K
Joey Bart	.000	.000	.000	1	0	0	0	0	0	1
Michael Conforto	1.000	1.000	4.000	1	1	0	0	1	0	0
Brandon Crawford	.000	.000	.000	5	0	0	0	0	0	3
Paul DeJong	.000	.000	.000	3	0	0	0	0	0	2
Thairo Estrada	.333	.333	.333	3	1	0	0	0	0	0
Wilmer Flores	.333	.500	1.333	3	1	0	0	1	1	2
Luis Matos	-	1.000	-	0	0	0	0	0	1	0
Joc Pederson	.167	.167	.333	6	1	1	0	0	0	0
Blake Sabol	.000	.000	.000	1	0	0	0	0	0	1
Austin Slater	.000	.500	.000	1	0	0	0	0	1	1
LaMonte Wade Jr.	.000	.000	.000	4	0	0	0	0	0	0
Mike Yastrzemski	.200	.333	.400	5	1	1	0	0	1	4

### vs. Joe Mantiply

Career	BA	OBP	SLG	AB	H	2B	3B	HR	BB	K
Patrick Bailey	1.000	1.000	4.000	1	1	0	0	1	0	0
Michael Conforto	1.000	1.000	2.000	1	1	1	0	0	0	0
Brandon Crawford	.500	.500	.600	10	5	1	0	0	0	4
J.D. Davis	.000	.000	.000	6	0	0	0	0	0	2
Paul DeJong	.000	.000	.000	2	0	0	0	0	0	0
Wilmer Flores	.571	.571	1.429	7	4	3	0	1	0	1
Luis Matos	.000	.000	.000	1	0	0	0	0	0	0
Joc Pederson	.000	.000	.000	2	0	0	0	0	0	1
Austin Slater	.111	.111	.111	9	1	0	0	0	0	3
LaMonte Wade Jr.	.250	.250	.250	4	1	0	0	0	0	1
Mike Yastrzemski	.000	.400	.000	3	0	0	0	0	1	1

### vs. Scott McGough

Career	BA	OBP	SLG	AB	H	2B	3B	HR	BB	K
Patrick Bailey	.333	.333	.333	3	1	0	0	0	0	0
Michael Conforto	.000	.000	.000	1	0	0	0	0	0	0
Brandon Crawford	.000	.000	.000	1	0	0	0	0	0	1
J.D. Davis	.500	.500	.500	2	1	0	0	0	0	0
Paul DeJong	1.000	1.000	1.000	1	1	0	0	0	0	0
Thairo Estrada	.333	.333	.667	3	1	1	0	0	0	1
Wilmer Flores	.500	.500	.500	2	1	0	0	0	0	0
Mitch Haniger	.000	.000	.000	2	0	0	0	0	0	0
Luis Matos	.500	.500	.500	2	1	0	0	0	0	0
Joc Pederson	.000	.333	.000	2	0	0	0	0	0	1
Blake Sabol	.000	.500	.000	1	0	0	0	0	1	1
Austin Slater	.000	.500	.000	1	0	0	0	0	1	0
LaMonte Wade Jr.	.000	.000	.000	2	0	0	0	0	0	1

### vs. Kyle Nelson

Career	BA	OBP	SLG	AB	H	2B	3B	HR	BB	K
Michael Conforto	.000	.000	.000	1	0	0	0	0	0	0
Brandon Crawford	.000	.000	.000	1	0	0	0	0	0	0
J.D. Davis	.000	.000	.000	1	0	0	0	0	0	1
Paul DeJong	1.000	1.000	2.000	1	1	1	0	0	0	0
Thairo Estrada	.000	.000	.000	2	0	0	0	0	0	1
Wilmer Flores	.000	.000	.000	1	0	0	0	0	0	0
Joc Pederson	.000	.000	.000	2	0	0	0	0	0	1
Blake Sabol	.000	.000	.000	2	0	0	0	0	0	2
Austin Slater	.000	.000	.000	1	0	0	0	0	0	0
LaMonte Wade Jr.	.333	.333	.333	3	1	0	0	0	0	1

### vs. Brandon Pfaadt

Career	BA	OBP	SLG	AB	H	2B	3B	HR	BB	K
Patrick Bailey	.000	.000	.000	3	0	0	0	0	0	1
Joey Bart	.000	.000	.000	2	0	0	0	0	0	0
Michael Conforto	.400	.400	1.000	5	2	0	0	1	0	2
Brandon Crawford	.000	.000	.000	2	0	0	0	0	0	1
J.D. Davis	.000	.200	.000	4	0	0	0	0	1	1
Thairo Estrada	.000	.000	.000	2	0	0	0	0	0	1
Luis Matos	.000	.000	.000	3	0	0	0	0	0	0
Joc Pederson	.000	.000	.000	3	0	0	0	0	0	0
Blake Sabol	.000	.500	.000	2	0	0	0	0	2	2
Casey Schmitt	.000	.000	.000	3	0	0	0	0	0	1
LaMonte Wade Jr.	.167	.167	.667	6	1	0	0	1	0	2

### vs. Paul Sewald

Career	BA	OBP	SLG	AB	H	2B	3B	HR	BB	K
Michael Conforto	.000	.000	.000	1	0	0	0	0	0	0
Brandon Crawford	.000	.000	.000	2	0	0	0	0	0	1
J.D. Davis	1.000	1.000	2.000	1	1	1	0	0	0	0
Paul DeJong	.000	.000	.000	5	0	0	0	0	0	3
Wilmer Flores	.500	.500	.500	2	1	0	0	0	0	0
Mitch Haniger	-	1.000	-	0	0	0	0	0	0	0
Luis Matos	.000	.000	.000	1	0	0	0	0	0	1
Joc Pederson	1.000	1.000	4.000	1	1	0	0	1	0	0
Blake Sabol	1.000	1.000	4.000	1	1	0	0	1	0	0
Austin Slater	.000	.000	.000	1	0	0	0	0	0	0
Mike Yastrzemski	1.000	1.000	1.000	1	1	0	0	0	0	0

### vs. Ryan Thompson

Career	BA	OBP	SLG	AB	H	2B	3B	HR	BB	K
Thairo Estrada	.000	.000	.000	1	0	0	0	0	0	1



# GIANTS PITCHERS VS. DBACKS

STATS UPDATED THROUGH SEPTEMBER 17, 2023 AND INCLUDE REGULAR & POSTSEASON STATS

### vs. Scott Alexander

Career	BA	OBP	SLG	AB	H	2B	3B	HR	BB	K
Corbin Carroll	.333	.333	.333	3	1	0	0	0	0	0
Evan Longoria	.400	.400	.600	5	2	1	0	0	0	1
Ketel Marte	.167	.375	.167	6	1	0	0	0	2	1
Jake McCarthy	.000	.000	.000	2	0	0	0	0	0	1
Geraldo Perdomo	.000	.000	.000	2	0	0	0	0	0	0
Tommy Pham	.500	.500	.750	4	2	1	0	0	0	0
Emmanuel Rivera	.333	.333	.333	3	1	0	0	0	0	0
Alek Thomas	.000	.000	.000	1	0	0	0	0	0	1
Christian Walker	.200	.333	.200	5	1	0	0	0	1	0

### vs. John Brebbia

Career	BA	OBP	SLG	AB	H	2B	3B	HR	BB	K
Corbin Carroll	.000	.000	.000	2	0	0	0	0	0	1
Evan Longoria	.000	.000	.000	4	0	0	0	0	0	2
Ketel Marte	.333	.333	.333	6	2	0	0	0	0	1
Jake McCarthy	.500	.500	.500	2	1	0	0	0	0	0
Jace Peterson	.500	.500	1.000	4	2	0	1	0	0	0
Tommy Pham	.000	.000	.000	2	0	0	0	0	0	2
Emmanuel Rivera	1.000	1.000	1.000	1	1	0	0	0	0	0
Alek Thomas	.000	.000	.000	1	0	0	0	0	0	1
Christian Walker	.000	.222	.000	7	0	0	0	0	2	3
Seby Zavala	.000	.000	.000	1	0	0	0	0	0	1

### vs. Alex Cobb

Career	BA	OBP	SLG	AB	H	2B	3B	HR	BB	K
Corbin Carroll	.000	.000	.000	8	0	0	0	0	0	2
Lourdes Gurriel Jr.	.273	.273	.636	11	3	1	0	1	0	2
Ketel Marte	.214	.267	.500	14	3	1	0	1	1	0
Jake McCarthy	.500	.500	.500	8	4	0	0	0	0	2
Gabriel Moreno	.000	.333	.000	2	0	0	0	0	1	0
Geraldo Perdomo	.143	.188	.143	14	2	0	0	0	1	2
Jace Peterson	.286	.286	.286	7	2	0	0	0	0	2
Tommy Pham	.250	.250	.250	4	1	0	0	0	0	0
Emmanuel Rivera	.333	.333	.333	6	2	0	0	0	0	0
Alek Thomas	.333	.333	.533	15	5	0	0	1	0	4
Christian Walker	.421	.500	.632	19	8	1	0	1	3	3

### vs. Camilo Doval

Career	BA	OBP	SLG	AB	H	2B	3B	HR	BB	K
Corbin Carroll	.000	.000	.000	3	0	0	0	0	0	1
Lourdes Gurriel Jr.	.500	.500	.500	4	2	0	0	0	0	1
Ketel Marte	.500	.667	.500	2	1	0	0	0	1	0
Jake McCarthy	.000	.000	.000	2	0	0	0	0	0	1
Gabriel Moreno	.000	.000	.000	1	0	0	0	0	0	1
Geraldo Perdomo	.167	.286	.333	6	1	1	0	0	1	1
Jace Peterson	.000	.000	.000	3	0	0	0	0	0	1
Tommy Pham	.000	.000	.000	6	0	0	0	0	0	2
Alek Thomas	.250	.400	.500	4	1	1	0	0	1	1
Christian Walker	.500	.571	.667	6	3	1	0	0	1	2

### vs. Luke Jackson

Career	BA	OBP	SLG	AB	H	2B	3B	HR	BB	K
Lourdes Gurriel Jr.	.333	.333	.667	3	1	1	0	0	0	1
Jose Herrera	.000	.000	.000	1	0	0	0	0	0	1
Ketel Marte	.250	.250	.250	4	1	0	0	0	0	2
Jake McCarthy	.000	.000	.000	2	0	0	0	0	0	0
Geraldo Perdomo	.000	.000	.000	1	0	0	0	0	0	1
Jace Peterson	.000	.500	.000	1	0	0	0	0	1	1
Tommy Pham	.000	.667	.000	1	0	0	0	0	2	0
Emmanuel Rivera	.000	.000	.000	2	0	0	0	0	0	0
Alek Thomas	.000	.000	.000	1	0	0	0	0	0	1
Christian Walker	.250	.500	.250	4	1	0	0	0	2	3

### vs. Jakob Junis

Career	BA	OBP	SLG	AB	H	2B	3B	HR	BB	K
Corbin Carroll	.400	.500	.800	5	2	2	0	0	1	1
Dominic Fletcher	1.000	1.000	2.000	1	1	1	0	0	0	0
Lourdes Gurriel Jr.	.600	.667	.600	5	3	0	0	0	1	0
Evan Longoria	.250	.400	.250	4	1	0	0	0	0	1
Ketel Marte	.100	.100	.100	10	1	0	0	0	0	1
Jake McCarthy	.333	.429	.500	6	2	1	0	0	1	1
Gabriel Moreno	1.000	1.000	1.000	1	1	0	0	0	0	0
Geraldo Perdomo	.000	.000	.000	4	0	0	0	0	0	0
Jace Peterson	.600	.600	.600	5	3	0	0	0	0	1
Tommy Pham	.111	.200	.111	9	1	0	0	0	1	1
Emmanuel Rivera	.000	.200	.000	4	0	0	0	0	0	2
Alek Thomas	.000	.000	.000	7	0	0	0	0	0	2
Christian Walker	.273	.273	.727	11	3	0	1	1	0	4
Seby Zavala	.000	.000	.000	1	0	0	0	0	0	1

### vs. Taylor Rogers

Career	BA	OBP	SLG	AB	H	2B	3B	HR	BB	K
Corbin Carroll	.000	.000	.000	3	0	0	0	0	0	2
Lourdes Gurriel Jr.	.000	.000	.000	1	0	0	0	0	0	0
Evan Longoria	.500	.500	.500	2	1	0	0	0	0	0
Ketel Marte	.333	.333	.500	6	2	1	0	0	0	0
Jake McCarthy	.000	.000	.000	2	0	0	0	0	0	1
Geraldo Perdomo	.500	.500	.500	2	1	0	0	0	0	0
Jace Peterson	.500	.500	1.000	4	2	0	1	0	0	0
Tommy Pham	.500	.500	2.000	2	1	0	0	1	0	0
Emmanuel Rivera	.000	.000	.000	2	0	0	0	0	0	1
Alek Thomas	.000	.000	.000	3	0	0	0	0	0	2
Christian Walker	.333	.500	.333	3	1	0	0	0	1	1

### vs. Tyler Rogers

Career	BA	OBP	SLG	AB	H	2B	3B	HR	BB	K
Corbin Carroll	.500	.500	.750	4	2	1	0	0	0	1
Lourdes Gurriel Jr.	.333	.333	.667	3	1	1	0	0	0	0
Evan Longoria	.000	.000	.000	1	0	0	0	0	0	1
Ketel Marte	.091	.231	.091	11	1	0	0	0	1	3
Jake McCarthy	.000	.000	.000	3	0	0	0	0	0	1
Geraldo Perdomo	.000	.000	.000	6	0	0	0	0	0	0
Jace Peterson	.000	.000	.000	2	0	0	0	0	0	0
Tommy Pham	.286	.375	.286	7	2	0	0	0	1	0
Emmanuel Rivera	.000	.333	.000	2	0	0	0	0	1	1
Alek Thomas	.500	.500	.750	4	2	1	0	0	0	0
Christian Walker	.455	.538	.455	11	5	0	0	0	2	1

### vs. Ross Stripling

Career	BA	OBP	SLG	AB	H	2B	3B	HR	BB	K
Corbin Carroll	.000	.000	.000	2	0	0	0	0	0	0
Lourdes Gurriel Jr.	.500	.500	.500	2	1	0	0	0	0	0
Evan Longoria	.286	.286	.714	7	2	0	0	1	0	1
Ketel Marte	.286	.348	.429	21	6	0	0	1	2	4
Gabriel Moreno	.000	.000	.000	2	0	0	0	0	0	1
Jace Peterson	.500	.500	.500	2	1	0	0	0	0	0
Tommy Pham	.000	.067	.000	14	0	0	0	0	1	2
Emmanuel Rivera	.000	.000	.000	4	0	0	0	0	0	1
Christian Walker	.143	.143	.286	7	1	1	0	0	0	2

### vs. Ryan Walker

Career	BA	OBP	SLG	AB	H	2B	3B	HR	BB	K
Corbin Carroll	.000	.000	.000	2	0	0	0	0	0	2
Lourdes Gurriel Jr.	.000	.500	.000	1	0	0	0	0	1	0
Ketel Marte	.500	.667	2.000	2	1	0	0	1	1	0
Jake McCarthy	.000	.000	.000	2	0	0	0	0	0	1
Geraldo Perdomo	.667	.667	.667	3	2	0	0	0	0	1
Jace Peterson	1.000	1.000	1.000	1	1	0	0	0	0	0
Tommy Pham	1.000	1.000	2.000	1	1	1	0	0	0	0
Alek Thomas	.000	.000	.000	1	0	0	0	0	0	0
Christian Walker	.500	.500	1.000	2	1	1	0	0	0	0

### vs. Alex Wood

Career	BA	OBP	SLG	AB	H	2B	3B	HR	BB	K
Corbin Carroll	.333	.333	.333	3	1	0	0	0	0	0
Lourdes Gurriel Jr.	.500	.500	1.000	2	1	1	0	0	0	0
Evan Longoria	.100	.250	.100	10	1	0	0	0	1	2
Ketel Marte	.214	.290	.321	28	6	3	0	0	2	4
Jake McCarthy	.000	.333	.000	2	0	0	0	0	0	0
Gabriel Moreno	1.000	1.000	1.000	1	1	0	0	0	0	0
Geraldo Perdomo	.800	.800	.800	5	4	0	0	0	0	1
Jace Peterson	.000	.000	.000	1	0	0	0	0	0	0
Tommy Pham	-	1.000	-	0	0	0	0	0	1	0
Emmanuel Rivera	.500	.667	1.000	2	1	1	0	0	1	0
Alek Thomas	.000	.000	.000	3	0	0	0	0	0	1
Christian Walker	.231	.412	.385	13	3	2	0	0	3	4
Seby Zavala	.500	.500	.500	2	1	0	0	0	0	0