

BALTIMORE ORIOLES (66-76) vs. LOS ANGELES DODGERS (78-64)

RHP Tomoyuki Sugano (10-7, 4.41) vs. LHP Clayton Kershaw (9-2, 3.28)

Sunday, September 7, 2025 • 1:35 p.m. ET • Oriole Park at Camden Yards • Baltimore, MD

TV: MASN • Radio: 98 Rock 97.9 FM/HD2 & WBAL NewsRadio 1090 AM/101.5 FM

Game No. 143

Home Game No. 71

O's AT A GLANCE	
Overall	66-76
Home	33-37
Road	33-39
Day	32-29
Night	34-47
Current Streak	W5
Last 5 Games	5-0
Last 10 Games	6-4
March	3-2
April	9-16
May	9-18
June	16-11
July	13-12
August	11-17
September	5-0
vs. LHSP	20-22
vs. RHSP	46-54
Series Opener	23-23
Series Opener at Home	13-10
Series Opener on Road	10-13
By Series	15-26-4
By Home Series	9-12-1
By Road Series	6-14-3
Rubber Games	8-15
Sweeps/Were Swept	6-5
Scored First	47-23
Opponent Scored First	19-53
1-run games	22-22
Comeback Wins	26-34
Last AB Wins	9-15
Walkoff Wins	3-3
Extra Innings	4-5
Led After 6	52-8
Led After 7	56-9
Led After 8	62-2
Tied After 6	8-10
Tied After 7	6-7
Tied After 8	3-6
Behind After 6	6-58
Behind After 7	4-60
Behind After 8	1-68
vs. AL Teams	45-53
vs. AL East	19-20
vs. AL Central	9-19
vs. AL West	17-14
vs. NL Teams	21-23
vs. NL East	8-10
vs. NL Central	4-8
vs. NL West	9-5
Hit 0 HR	11-34
Hit 1+ HR	55-42
Hit 2+ HR	28-17
Scored 3 or Fewer Runs	14-54
Scored 4 or More Runs	52-22
Allowed 3 or Fewer Runs	52-8
Allowed 4 or More Runs	14-68
More Hits than Opponent	42-13
Fewer Hits than Opponent	21-59
Committed No Errors	47-38
Committed 1 or More Errors	19-38
Starter Goes at least 5 inn	54-40
Starter Goes at least 6 inn	36-16
Starter Goes at least 7 inn	16-5

ORIOLESPRESSBOX.COM

The 2025 Baltimore Orioles Media Guide, as well as the latest game notes, rosters, press releases, and other team information, can be found at [oriolespressbox.com](#).

BIRDLAND BITES: The Orioles continue a six-game, seven-day homestand today against the Dodgers (2-0, 1 to play) and Pirates (3 to play)...The Birds have won five straight games, tied for their second-longest winning streak of the year (also 7/26-29 [G1]) behind a season-best six-game run from May 30-June 5...Today, the O's can earn their second consecutive series sweep and seventh overall of 2025.

- 👉 **Emmanuel Rivera** capped off Baltimore's come-from-behind win with his second career walk-off plate appearance (1B), joining May 12, 2024 (also 1B) vs. Philadelphia (w/MIA)...He became the third Oriole with a walk-off plate appearance this season, joining **Samuel Basallo** (9/5 vs. LAD, HR) and **Jackson Holliday** (8/13 vs. SEA, 2B)...Prior to yesterday, the Birds were 0-68 in 2025 when trailing after the eighth inning, with their last such victory coming on May 15, 2024 vs. Toronto, a game in which **Adley Rutschman** hit a walk-off two-run homer in the ninth inning off Jordan Romano.
- 👉 Baltimore secured walk-off victories in consecutive home games for the first time since 2023 (4/13 vs. OAK - **Adley Rutschman**, HR & 4/21 vs. DET - **Adam Frazier**, FC).
- 👉 **Trevor Rogers** did not factor into last night's decision after tossing 5.1 innings of two-run ball, scattering eight hits and one walk with six strikeouts...His 1.51 ERA (16 ER/95.2 IP) is the lowest by an Oriole starter through their first 15 starts of a season, surpassing **Jim Palmer** in 1975 (1.64 ERA).
- 👉 The Birds won despite having only three hits, marking their second straight victory when tallying three or fewer knocks (8/8 vs. ATH, 3 H)...The Orioles had not accomplished the feat since 1983, earning wins on July 10 vs. Seattle (2 H) and August 14 at Chicago-AL (3 H).
- 👉 During Baltimore's five-game winning streak, Oriole relievers have posted a 1.19 ERA (3 ER/22.2 IP).
- 👉 With a win today, the O's can earn a third-straight victory over Los Angeles for the first time since the clubs first met in the regular season in 2002.

ORIOLES MAGIC: Down to the final out of the game, **Jackson Holliday** ended Yoshinobu Yamamoto's no-hit bid with a home run, his team-leading 17th long ball of the year.

- 👉 The O's broke up a no-hitter with two outs in the ninth inning (or later) for the fourth time since 1961, joining September 13, 2024 at Detroit (**Gunnar Henderson** 3B), September 30, 1988 at Toronto (**Jim Traber** 1B), and June 7 (G1), 1968 vs. Oakland (**Davey Johnson** 1B)...The O's became the seventh team since 1961 with a walk-off win after being no-hit through at least 8.2 innings (last: NYY on 9/10/23 vs. MIL), per the *Elias Sports Bureau*.
- 👉 Baltimore became the first team in the Expansion era (since 1961) to win a game after breaking up a no-hit bid when down to their final out, per the *Elias Sports Bureau*.

NIP AND TUCK: Since August 10, 10 of Baltimore's 14 home games have been decided by one run, with the O's going 4-6 in those contests...Overall, the O's have won each of their last three one-run games, their second-longest streak of the season behind a five-game run from May 24 (G2)-June 5.

- 👉 Following the All-Star break, Baltimore has played an MLB-high 22 one-run affairs (8-12), ahead of Chicago-NL and Seattle (both 17 G)...The Birds opened the year playing 22 one-run games (12-10), tied for second fewest in the majors ahead of the Tigers (21 G).

ACTION JACKSON: Since making his MLB debut on August 1, **Jeremiah Jackson** is slashing .316/.345/.509 (36-for-114) with six doubles, two triples, four home runs, 15 runs, and 17 RBI...

- 👉 Jackson has 35 hits through his first 28 career starts, becoming the sixth Oriole in team history (since 1954) to accomplish the feat along with **Bob Hale** (40 H, 1955), **Curtis Goodwin** (37 H, 1995), **Billy Ripken** (36 H, 1987), **Hyun Soo Kim** (35 H, 2016), and **Chito Martínez** (35 H, 1991).
- 👉 He has reached base safely in 16 straight games since August 21, tied for the sixth-longest active streak in MLB...His 13-game hitting streak ended on Wednesday at San Diego, which was the second longest by an Oriole this season (Henderson: 14 G, 6/5-20).

LEAVE IT TO BEAVERS: **Dylan Beavers** has reached base safely in 15 of his first 18 career games since debuting on August 16, slashing .291/.426/.418 (16-for-55) with four doubles, one homer, 10 runs scored, six RBI, 13 walks, and one stolen base.

- 👉 He has reached base safely 29 times to begin his career, fifth most in franchise history (since 1954) through an O's first 18 games behind **Ryan Mountcastle** (31 TOB, 2020), **Curtis Goodwin** (31 TOB, 1995), **Billy Ripken** (30 TOB, 1987), and **Don Baylor** (30 TOB, 1970).
- 👉 He is the second Oriole to draw 13+ walks in his first 18 career games, joining **Glenn Gulliver** (16 BB, 1982)...Since making his MLB debut on August 16, his 13 walks are third most by all MLB rookies behind ATH's Nick Kurtz (19 BB) and TB's Hunter Feduccia (14 BB).

PATIENT APPROACH: Since August 17, Baltimore has drawn 75 walks, tied for fourth most in MLB behind New York AL/New York-NL (both 84 BB) and Chicago-NL (78 BB)...The Birds own a 10.0 percent walk rate (75 BB/753 PA) during this 19-game period after posting a 7.1 percent walk rate (49 BB/692 PA) in their previous 19 games from July 27-August 16.

- 👉 Baltimore has drawn multiple walks in eight straight games, one shy of its season-best nine-game run from July 26-August 3.

IT TAKES A VILLAGE: Baltimore has used a franchise record 67 players this season, surpassing the previous team record held by the 2021 Orioles (62 players)...The 67 players used are tied for the MLB lead along with the Braves.

- 👉 **Samuel Basallo** hit his first major league home run on August 30 at San Francisco, becoming the 23rd different player to homer for the team this season, breaking the franchise record (since 1954) previously shared by the 2018 and 2012 Orioles...The current number leads the majors this season and is the most by an MLB club since the 2024 Giants (also 23).
- 👉 **Dylan Beavers** became the 19th Oriole to swipe a base this year on August 23 vs. Houston, tied for the MLB lead along with the Brewers, Mariners, Rangers, and Rays...The 19 players are the most to steal 1+ base in team history, surpassing the previous record of 17 shared by the 2018, 2001, 1990, 1988, and 1955 Orioles.
- 👉 On August 18 at Boston, **Samuel Basallo** became the seventh player to appear at catcher for Baltimore this year, setting the franchise record...The previous record of six was shared by the 1986, 1962, and 1960 O's...The last MLB club to use at least seven catchers in a single season was the 2023 Cleveland Guardians (also 7)...The last to use eight were the 2022 Pirates.

LA LA LAND: Baltimore is hosting Los Angeles at Camden Yards for the fifth time since the clubs first met in the regular season in 2002 ('02, '13, '19, '23)...The O's have played the Dodgers 23 times, their fewest matchups against a single opponent in MLB ahead of the Cardinals and Reds (both 24 G).

O's vs. DODGERS		
Current Streak	W2	
2025 Record	2-0	
at Oriole Park at Camden Yards	2-0	
at Dodger Stadium	--	
All-Time (since 1954)	10-13	
at Home	7-7	
on Road	3-6	
*Teams first met in regular season in 2002		
2025 Schedule		
Date	Score	Win/Loss/Save
9/5	W, 2-1	Cano/Scott
9/6	W, 4-3	Suárez/Treinen
9/7		1:35 p.m. ET
		Indicates Home

O's AT HOME	
Record	33-37
Team AVG/OBP/SLG	.250/.315/.439
Fielding Errors	31
Team ERA	4.72 (332 ER/633.0 IP)
Starters ERA	4.94 (198 ER/361.0 IP)
Bullpen ERA	4.43 (134 ER/272.0 IP)
Saves/Opps	16/25
Best Homestand	.714 (5-2), 7/25-30
Worst Homestand	.000, 5/13-18 (0-6)

LET'S GO STREAKING	
Longest Active Hitting Streaks, AL	
1. Romy Gonzalez (BOS)	9 G
2. Emmanuel Rivera (BAL)	7 G
Wenceel Pérez (DET)	7 G
4. Six players tied	6 G

HIT PARADE	
Most Hits Among MLB Rookies, Since August 1	
1. Jakob Marsee (MIA)	40
2. Jeremiah Jackson (BAL)	36
3. Luke Keaschall (MIN)	35
4. Roman Anthony (BOS)	34
5. Daylen Lile (WSH)	33

PATIENCE IS A VIRTUE	
Most Walks in AL, Since August 9	
1. Aaron Judge (NYY)	28
2. Nick Kurtz (ATH)	27
3. Taylor Ward (LAA)	26
4. Wyatt Langford (TEX)	25
5. Jackson Holliday (BAL)	24

UPCOMING MILESTONES	
Dylan Carlson	5 RBI shy of 200
Gunnar Henderson	3 2B shy of 100
Ryan Mountcastle	4 HR shy of 100

THIS DATE IN O'S HISTORY	
September 7, 1996 - Mike Mussina tosses a six-hit shutout to beat Detroit, 6-0, at Camden Yards, the Orioles' only shutout of the season, a club low that ties the American League record. It also is Mussina's 19 th victory; he goes 0-2 in his final four starts and finishes with 19 wins for the second straight season.	

UPCOMING SCHEDULE					
DATE	OPPONENT	TIME	ORIOLES STARTER	OPPONENT STARTER	TV
September 8	OFF DAY				
September 9	PITTSBURGH	6:35 p.m. ET	TBA	RHP Mike Burrows (2-4, 4.08)	MASN
September 10	PITTSBURGH	6:35 p.m. ET	TBA	RHP Paul Skenes (10-9, 1.98)	MASN
September 11	PITTSBURGH	1:05 p.m. ET	TBA	RHP Johan Oviedo (2-0, 2.70)	MASN
MASN and MASN2 games can also be streamed locally via MASN+ ...All games broadcast on the Orioles Radio Network and 98 Rock 97.9 FM/HD2 & WBAL NewsRadio 1090 AM/101.5 FM					

#19 TOMOYUKI SUGANO RHP



10-7, 4.41 ERA

HT: 6-1 WT: 200
DOB: 10/11/89 Age: 35
Bats: R Throws: R

PITCH TYPE (2025)	USAGE	AVG. VELOCITY
Splitter	23.9%	87.3 mph
Fastball	19.0%	92.6 mph
Sweeper	18.9%	83.6 mph
Sinker	15.1%	92.8 mph
Cutter	12.9%	88.1 mph
Curveball	10.2%	78.2 mph

QUICK HITS: Set to make his 27th career MLB start...Is the third-ever Japanese player for the Orioles, joining right-handed relievers **Shintaro Fujinami** (2023) and **Koji Uehara** (2009-11)...In his March 30 debut at Toronto, at 35 years, 170 days old, became the oldest Japanese player to make his MLB debut since NYM's Ken Takahashi (40-016) on May 2, 2009 at Philadelphia...Is the 10th Japanese-born rookie pitcher to record 10+ wins in a season (last: CHC's Shota Imanaga in 2024 - 15 W).

LAST TIME OUT: Took the loss on August 31 at San Francisco after working a career-low 3.1 innings, permitting a career-high-tying seven runs (also 6/27 vs. TB) on a career-high-tying 10 hits (also 7/2 at TEX) and one walk with four strikeouts...Threw 80 pitches, 48 strikes.
⚡ Has suffered losses in back-to-back starts for the first time in his career.

UNFAMILIAR FOE: Sugano is set to make his first career start opposite the Dodgers... In two career outings against the NL West, is 1-1 with a 7.71 ERA (8 ER/9.1 IP).

UPS AND DOWNS: Over his last two starts, Sugano owns a 10.61 ERA (11 ER/9.1 IP) with opponents slashing .381/.413/.690 (16-for-42)...This follows a five-start stretch from July 27-August 19 in which he went 3-0 with a 1.91 ERA (6 ER/28.1 IP) and opponents slashing .214/.265/.301 (22-for-103).
⚡ Left-handed hitters are 9-for-21 (.429) with one double, one triple, three home runs, and eight RBI against him over his last two outings...During his previous five starts, Sugano limited lefties to a .192 (10-for-52) average with three doubles, one triple, zero home runs, and one RBI.

WISE BEYOND HIS YEARS: Sugano has made five starts of 7.0+ innings, the most among all MLB rookies ahead of ATH's Jacob Lopez (4 G).
⚡ Sugano leads all rookie pitchers in wins (10) and ranks second in innings pitched (140.2 IP) behind NYY's Will Warren (141.0 IP)...He is seeking to become the fourth O's pitcher to lead all rookies in wins and innings in a season in club history (since 1954) along with **Daniel Cabrera** (2004), **Wally Bunker** (1964), and **Chuck Estrada** (1960), per *Stats Perform*.

HOME RUN HOMEWORK: Sugano has permitted a total of 19 home runs from innings one through three, tied for second most in the majors behind WSH's Jake Irvin (20 HR).
⚡ Of the 24 homers he has allowed overall, 16 have been solo shots and four have come with one runner on base.
⚡ Seven of the homers have come off his four-seam fastball, while five have been against his cutter.

TOP OF MIND: Opposing one-hole hitters are slashing .352/.410/.549 (25-for-71) with four home runs off Sugano...His .960 OPS allowed against one-hole hitters is fifth highest in the majors (min. 75 BF) ahead of COL's Kyle Freeland (1.211 OPS), WSH's MacKenzie Gore (1.050 OPS), MIA's Sandy Alcantara (.975 OPS), and MIL's Erick Fedde (.972 OPS).

WALKING IT OUT: He has issued 23 walks over his last 13 starts (65.1 IP) after permitting 12 free passes over his first 13 starts (75.1 IP)...His 4.0 percent walk rate from Opening Day through June 8 was fourth lowest in the majors (min. 75.0 IP) behind DET's Tarik Skubal (2.2%), TB's Zack Littell (3.4%), and SEA's Bryan Woo (3.7%).
⚡ Prior to issuing a then career-high three walks on June 20 at New York-AL, he had allowed two walks or fewer in each of his first 14 starts, the second-longest career-opening run by an Oriole starter in team history behind **Josh Towers** (23 GS, 2001-02).
⚡ His 5.8 percent walk rate would signal the lowest mark by an Oriole rookie in franchise history (since 1954), outpacing **José Bautista** (6.2%, 1988) and **Jeremy Guthrie** (6.5%, 2007)...The 5.8 percent walk rate leads all MLB rookies (min. 75.0 IP), ahead of LAD's Ben Casparius (6.3%).

2025 & CAREER SPLITS

2025						CAREER (NPB)						
	W-L	ERA	G/S	IP	ER	W-L	ERA	G/S	IP	ER		
Home	7-3	4.12	13/13	74.1	34	*66-35	2.19	126/126	879.1	214		
Road	3-4	4.75	13/13	66.1	35	*57-33	2.54	123/122	801.2	226		
Day	3-4	4.91	11/11	55.0	30	n/a						
Night	7-3	4.10	15/15	85.2	39	n/a						
	AVG	AB	H	HR	BB	K	AVG	AB	H	HR	BB	K
vs. Left	.273	293	80	16	20	49	*.232	3320	769	61	162	672
vs. Right	.269	264	71	8	15	46	*.211	3006	633	71	148	758
TOTALS	.271	557	151	24	35	95	.224	7013	1568	142	347	1585
*season split breakdown since 2014												

RUN SUPPORT (as starter in '25)	RUNS ALLOWED BY INNING IN 2025	MISCELLANEOUS 2025 STATS
0 Runs 6	1 st 19	WHIP1.32
1 Run 3	2 nd 16	K/96.08
2 Runs 1	3 rd 13	BB/92.24
3 Runs 7	4 th 11	QS 9
4 Runs 3	5 th 8	#P/IP16.2
5 Runs 2	6 th 3	
6 Runs 2	7 th 2	<u>Opponents</u>
7 Runs 1	8 th 0	AVG271
8 Runs 1	9 th --	OBP320
9 Runs --	Total 72	SLG449
10+ Runs..... --		OPS768
Total 75		
RSA/9 4.80		

2025 HIGHS

Innings: 7.1, 5/9 at LAA
Hits: 10, 2x, last: 8/31 at SF
Runs: 7, 2x, last: 8/31 at SF
Earned Runs: 7, 2x, last: 8/31 at SF
Strikeouts: 8, 2x, last: 7/27 vs. COL
Walks: 4, 7/21 at CLE
Home Runs: 3, 6/27 vs. TB
Winning Streak: 4, 7/10 (G2)-8/14
Losing Streak: 2, 8/25 vs. BOS-present
Shortest Start: 3.1, 8/31 at SF
Pitches Thrown: 103, 4, 5/15 vs. MIN
Low-Hit CG: --

*CAREER HIGHS (NPB)

Innings: 9.0, 38x, last: 7/28/24 at DNA
Hits: 12, 4/25/19 at YAK
Runs: 10, 5/15/19 vs. HAN
Earned Runs: 9, 6/24/16 at DNA
Strikeouts: 13, 2x, last: 5/11/18 vs. CHN
Walks: 5, 6/10/16 at FUK
Home Runs: 4, 7/18/22 at YAK
Winning Streak: 13, 6/19-10/6/20
Losing Streak: 4, 4/30-8/26/20
Shortest Start: 0.1 IP, 7/17/23 vs. YAK
Pitches Thrown: N/A
Low-Hit CG: 2, 3x, last: 4/28/18 vs. YAK
**game logs available beginning in 2014*

SUGANO vs. LAD

PLAYER	AVG	AB	H	HR	RBI
Betts	.—	—	—	—	—
Call	.—	—	—	—	—
Conforto	.—	—	—	—	—
Dean	.—	—	—	—	—
Freeland	.—	—	—	—	—
Freeman	.—	—	—	—	—
E. Hernández	.—	—	—	—	—
T. Hernández	.—	—	—	—	—
Kim	.—	—	—	—	—
Ohtani	.—	—	—	—	—
Pages	.—	—	—	—	—
Robinson	.—	—	—	—	—
Rojas	.—	—	—	—	—
Smith	.—	—	—	—	—

KERSHAW vs. BAL

PLAYER	AVG	AB	H	HR	RBI
Basallo	.—	—	—	—	—
Beavers	.—	—	—	—	—
Carlson	.250	8	2	1	0
Cowser	.—	—	—	—	—
Henderson	.—	—	—	—	—
Holliday	.—	—	—	—	—
A. Jackson	.000	2	0	0	0
J. Jackson	.—	—	—	—	—
Johnson	.—	—	—	—	—
Mateo	.000	2	0	0	0
Mayo	.—	—	—	—	—
Mountcastle	.—	—	—	—	—
Rivera	.167	6	1	0	0
Vázquez	.—	—	—	—	—

SUGANO'S 2025 STARTS

DATE	OPP	SCORE	WHEN LEFT	DEC	IP	H	R	ER	BB	K	HR	PIT	STR
3/30	at TOR	1-3	1-2	L	4.0	4	2	2	2	1	0	73	45
4/5	at KC	8-1	6-1	W	5.1	5	1	1	1	4	1	89	59
4/12	vs. TOR	5-4	0-3	ND	4.2	8	3	3	2	0	1	73	45
4/17	vs. CLE	6-2	6-2	W	7.0	5	2	2	0	3	2	87	55
4/23	at WSH	3-4	3-3	ND	7.0	5	3	3	0	1	2	94	56
4/28	vs. NYY	4-3	4-0	W	5.0	5	0	0	1	8	0	95	59
5/3	vs. KC	0-4	0-2	L	6.0	4	2	2	2	4	1	79	53
5/9	at LAA	4-1	3-1	W	7.1	3	1	1	0	5	0	93	65
5/15	vs. MIN	0-4	0-4	L	6.1	6	4	4	1	3	2	103	62
5/21	at MIL	8-4	1-2	ND	6.0	5	2	2	1	3	1	88	60
5/27	vs. STL	4-7	4-3	ND	5.1	8	3	3	0	3	1	91	59
6/3	at SEA	5-1	3-1	W	7.0	5	1	1	1	5	1	90	58
6/8	at ATH	1-5	1-4	L	4.1	8	4	3	1	2	0	87	56
6/14	vs. LAA	6-5	3-3	ND	4.2	6	3	3	2	4	1	80	46
6/20	at NYY	5-3	2-3	ND	3.2	7	3	3	3	4	1	89	56
6/27	vs. TB	22-8	5-7	W	5.0	9	7	7	1	2	3	86	54
7/2	at TEX	0-6	0-6	L	4.2	10	6	6	1	5	2	79	51
7/10 (G2)	vs. NYM	7-3	5-3	W	6.0	4	3	3	3	2	0	99	60
7/21	at CLE	5-10	5-4	ND	3.2	6	4	3	4	4	1	90	50
7/27	vs. COL	5-1	4-1	W	6.0	4	1	1	2	8	1	91	63
8/2	at CHC	4-3	0-3	ND	5.0	5	3	3	1	5	0	95	58
8/8	vs. ATH	3-2	3-1	W	7.0	5	1	1	2	4	0	91	56
8/14	vs. SEA	5-3	5-0	W	5.1	3	1	1	1	2	0	81	51
8/19	at BOS	4-3	3-1	ND	5.0	5	1	0	0	3	0	85	54
8/25	vs. BOS	3-4	3-4	L	6.0	6	4	4	2	6	2	87	55
8/31	at SF	2-13	0-7	L	3.1	10	7	7	1	4	1	80	48
TOTALS					10-7	140.2	151	72	69	35	95	2275	1434 (63.0%)

TUESDAY'S STARTER: TBA

Tuesday's starter has yet to be announced.

BIRDS IN THE BULLPEN



PITCHER	LAST OUTING	DEC.	IP	H	R	ER	BB	K	RETIRED/1 ST BF	IR/SCORED	SV/OPP	INNINGS-HIGH	STRIKEOUTS-HIGH		
Akin	9/3 at SD	HLD	2.0	2	1	1	0	2	37/51	33/5	4/10	2.0 (5x, last: 9/3 at SD)	3 (3x, last: 8/24 vs. HOU)		
Cano	9/5 vs. LAD	W	1.0	0	0	0	0	1	36/57	18/9	2/5	1.1 (4x, last: 8/31 at SF)	3 (2x, last: 6/21 at NYY)		
Dubin	9/6 vs. LAD	ND	0.2	0	0	0	0	0	13/28	10/3	0/1	2.0 (4x, last: 8/30 at SF)	3 (3x, last: 9/3 at SD)		
Enns	9/5 vs. LAD	ND	2.0	2	1	1	3	1	8/15	6/2	1/1	3.0 (7/9 vs. TB w/DET)	5 (8/6 at PHI)		
Garcia	9/5 vs. LAD	ND	1.0	0	0	0	0	1	12/18	12/2	--	2.2 (2x, last: 7/18 at ATL w/NYY)	4 (7/28 at SD w/NYM)		
Strowd	9/5 vs. LAD	ND	1.1	2	0	0	0	1	11/16	4/0	--	2.0 (2x, last: 8/28 vs. BOS)	2 (2x, last: 8/28 vs. BOS)		
Suárez	9/6 vs. LAD	W	3.0	2	1	1	1	1	1/3	2/2	--	3.0 (9/6 vs. LAD)	2 (3/28 at TOR)		
Wolfram	9/5 vs. LAD	ND	0.2	1	0	0	0	0	11/17	2/2	--	2.0 (5x, last: 8/25 vs. BOS)	4 (7/10 [G1] vs. NYM)		
2025 TOTALS	4.48 ERA		22-28	524.2	502	294	261	239	545	327/472		192/49	33/51	7.0 (Kremer, 6/12 vs. DET)	10 (Povich, 8/16 at HOU)

45 • KEEGAN AKIN • LHP4-4 • 4 SV • 3.27 ERA • 54 G (3 GS)

WHIP: 1.31K/9: 8.51BB/9: 4.25
vs. ALL: .229 (46-for-201)vs. LHB: .277 (23-for-83)vs. RHB: .195 (23-for-118)

Registered his 15th hold of the year after surrendering one run on two hits (1 HR) with two strikeouts in 2.0 innings on 9/3 at SD...Entered with no outs and the bases loaded in the sixth, allowing two runners to score...Gave up a solo home run to Fernando Tatis Jr. in the seventh

Has thrown 2.0 innings in two of his last three appearances and in three of his last six outings after not throwing more than 1.2 innings in his previous 29 games (2 GS) from 5/16-8/16

Converted his career-high fourth save of the season on 9/1 at SD

His 15.2 percent inherited runner scored rate (5 IRS, 33 IR) ranks fifth in MLB...Has allowed four of those to score (9 IR) since 8/13

Owens a 2.25 ERA (3 ER/12.0 IP) across his last nine games since 8/13 after registering a 6.75 ERA (7 ER/9.1 IP) over his 10 prior outings from 6/24-8/10

Has allowed 19 hits over his past 19 outings (21.1 IP) after only totaling six hits surrendered across the prior 10 games from 5/31-6/22 (8.1 IP)

Opponents are 5-for-59 (.085) with 18 strikeouts against his changeup and 13-for-57 (.228) with 15 strikeouts against his slider, compared to 28-for-85 (.329) with 19 punchouts off his fastball, his most-utilized offering (50.2%)

Owens a 4.60 ERA (15 ER/29.1 IP) in 29 games (1 GS) at Camden Yards compared to a 1.75 ERA (5 ER/25.2 IP) in 25 away games (2 GS)

78 • YENNIER CANO • RHP3-6 • 2 SV • 4.97 ERA • 57 G

WHIP: 1.42K/9: 8.53BB/9: 3.91
vs. ALL: .265 (50-for-189)vs. LHB: .312 (24-for-77)vs. RHB: .232 (26-for-112)

Earned his third win of the year after throwing a perfect ninth inning with one strikeout on 9/5 vs. LAD

Has pitched five consecutive scoreless outings (5.1 IP) since 8/26...Has a 2.08 ERA (2 ER/8.2 IP) in nine games since 8/16

Suffered a blown save and the loss on 7/30 vs. TOR after surrendering a season-high five runs on four hits (1 HR) and one hit batter in 0.2 inning...Allowed 5+ runs for the first time since 9/10/22 vs. BOS (7 R)

Is 1-4 with a 6.75 ERA (19 ER/25.1 IP) in 29 home games compared to 2-2 with a 3.20 ERA (9 ER/25.1 IP) in 28 away games this season

Opponents are batting .284 (19-for-67) against him with no outs and .379 (11-for-29) with runners in scoring position and two outs

Opponents hit .424 (14-for-33) off his changeup through 7/31, but are 1-for-11 (.091 AVG) since...Overall, teams are batting .341 (15-for-44) off the pitch in 2025

Has limited opponents to a .221 (19-for-86) clip with two homers and 17 strikeouts against his sinker

Is holding opposing hitters to a .175 average (11-for-63) and .390 OPS when ahead in the count compared to a .469 average (23-for-49) and 1.430 OPS when behind

62 • SHAWN DUBIN • RHP2-0 • 4.60 ERA • 28 G

WHIP: 1.31K/9: 7.47BB/9: 2.59
vs. ALL: .264 (32-for-121)vs. LHB: .220 (11-for-50)vs. RHB: .296 (21-for-71)

Worked 0.2 scoreless inning on 9/6 vs. LAD...Stranded two inherited runners

Has tossed five straight scoreless outings (5.2 IP) with two hits, one walk, one hit batter, and five strikeouts since joining the Orioles on 8/28...Is the first Oriole to have five straight outings (all in relief) after joining the O's since 2023 (9 G, Webb)

Allowed 13 runs in his final five games (5.1 IP) with the Astros

Activated on 8/28 after being claimed off waivers from HOU on 8/26...Was designated for assignment on 8/23

Recorded a 1.33 ERA (3 ER/20.1 IP), 1.13 WHIP, and .219 opponent average (16-for-73) in his first 18 games from 5/11-6/20...Placed on the 15-day IL with a right forearm strain on 6/24, retroactive to 6/21...Held a 21.94 ERA (13 ER/5.1 IP), 2.81 WHIP, and .483 average (14-for-29) in five games from 8/12-22 after returning from the IL

Has a 7.36 ERA (12 ER/14.2 IP) in 15 home games compared to a 2.16 ERA (4 ER/16.2 IP) in 13 away games

Has held opponents to .216 (8-for-37) off his four seamer, his most-utilized offering (35.0%)...Batters are a combined .286 (24-for-84) off his five other offerings (sweeper, 17.8%; curveball, 16.2%; sinker, 15.0%; changeup, 14.3%; cutter, 1.8%)

Originally selected by the Astros in the 13th round of the 2018 First-Year Player Draft out of Georgetown College (KY)

71 • DIETRICH ENNS • LHP2-2 • 1 SV • 4.50 ERA • 18 G (3 GS)

WHIP: 1.50K/9: 9.25BB/9: 3.00
vs. ALL: .290 (42-for-145)vs. LHB: .389 (21-for-54)vs. RHB: .231 (21-for-91)

Allowed one run on two hits (1 HR) and a career-high-tying three walks (also 8/11/21 at BOS) in 2.0 innings on 9/5 vs. LAD...Entered in the fourth inning after Dean Kremer left due to injury...Surrendered a game-tying solo homer to Freddie Freeman in the sixth

Has thrown 2.0+ innings in four consecutive appearances (1 GS), the longest such stretch of his career

Earned his second win of the year on 9/1 at SD, tying his career high (also 2021)

Has allowed a run in a career-high five straight appearances since 8/18 (6 R/10.0 IP)

On 8/14 vs. SEA, became the eighth different Oriole to earn a save this year

Tallied 12 punchouts over four games from 8/3-13, his most in a four-game span since 9/11-24/21 (also 12 K)...Also struck out multiple hitters in at least four straight games in a single season for the second time in his career (6 G, 8/11-9/16/21)

Has completed more than 1.0 inning in 10 of his 15 relief outings this year

Activated on 8/2 after being acquired by the Orioles from DET in exchange for cash considerations on 7/31

Pitched in seven games (2 GS) with the Tigers this season

50 • RICO GARCIA • RHP0-1 • 3.28 ERA • 19 G (1 GS)

WHIP: 1.01K/9: 10.22BB/9: 1.82
vs. ALL: .215 (20-for-93)vs. LHB: .171 (6-for-35)vs. RHB: .241 (14-for-58)

Threw a perfect eighth inning with one strikeout on 9/5 vs. LAD

Has thrown three straight scoreless appearances (3.1 IP) after allowing a run in three of his first seven games (3 R, 6.0 IP) with the O's from 8/12-28

Has inherited the based loaded with no outs twice and has not yielded a run either time (8/19 at BOS & 9/2 at SD)

Allowed one hit in 1.0 scoreless inning on 8/12 vs. SEA...Was his first outing with the O's this season after pitching in six games for the club in 2022...Claimed off waivers from the Mets on 8/5 after being designated for assignment on 8/3

Opponents are hitting .350 (7-for-20) against his curveball despite owning a .209 xBA on the offering...Opponents are also slugging .350 against the pitch, despite having an xSLG of .250

Owens career highs in strikeout rate (28.3%) and groundball rate (51.5%) while posting a career-low 5.1 percent walk rate

Has appeared in 19 games this year with three clubs (BAL, 10 G; NYM, 8 G; NYY, 1 G)

57 • KADE STROWD • RHP0-0 • 1.45 ERA • 16 G

WHIP: 1.29K/9: 4.82BB/9: 5.30
vs. ALL: .203 (13-for-64)vs. LHB: .261 (6-for-23)vs. RHB: .171 (7-for-41)

Tossed 1.1 scoreless innings on two hits and one strikeout on 9/5 vs. LAD

Has not allowed a run in a career-high-tying six straight games (6.1 IP) since 8/19 (also 7/26-8/14)...Has left with the bases loaded and no outs twice during that time (8/16 at BOS & 9/2 at SD)

Has walked 11 batters in 18.2 innings...Has a 16.9 percent walk rate (10 BB/59 BF) since being recalled on 7/24

Surrendered his first career homer to Jose Altuve on 8/16 at HOU...Snapped a streak of three straight perfect outings and a streak of six straight scoreless outings

Recalled prior to the game on 7/24 for his fourth stint on the active roster this season (4/28, 5/18-19, 6/27-28)

Opposing hitters are 8-for-36 (.22) with the bases empty compared to 5-for-28 (.179) with runners on

Made his major league debut on 5/18 vs. WSH, allowing one run on two hits with one strikeout in 1.0 inning

49 • ALBERT SUÁREZ • RHP1-0 • 2.35 ERA • 3 G

WHIP: 1.04K/9: 4.70BB/9: 1.17
vs. ALL: .269 (7-for-26)vs. LHB: .250 (3-for-12)vs. RHB: .286 (4-for-14)

Earned his first win of the year after surrendering one run on two hits and one walk (IBB) with one strikeout in 3.0 innings on 9/6 vs. LAD...Marked his longest outing of the year and threw season highs in pitches (42) and strikes (28)

Has allowed one run in two games (5.0 IP) since being reinstated from the IL...Allowed two runs (1 ER) in 2.2 innings on 3/28 at TOR before landing on the IL

Was reinstated from the 60-day Injured List on 9/1...Missed the previous 135 games after being placed on the IL on 3/30 with a right subscapularis strain, retroactive to 3/29

Pitched in five rehab outings (3 GS) between Triple-A Norfolk (4 G, 2 GS) and Double-A Chesapeake (1 G, 1 GS)...Posted a 3.55 ERA (5 ER/12.2 IP) on nine hits (1 HR) and six walks with five strikeouts in those games

Appeared on his first career Opening Day roster

In 2024, went 9-7 with a 3.70 ERA (55 ER/133.2 IP) on 130 hits (17 HR), 56 total runs, 43 walks, three hit-by-pitches with 108 strikeouts in 32 games (24 GS)

Registered a 1-0 record with a 3.09 ERA (4 ER/11.2 IP) in eight relief outings, compared to 8-7 with a 3.76 ERA (51 ER/122.0 IP) in 24 starts

Eight of his 23 starts last season were scoreless, tied for the second-most such starts in MLB (min. 2.0 IP/GS) behind SEA's Bryce Miller (9)

86 • GRANT WOLFRAM • LHP2-0 • 4.91 ERA • 17 G

WHIP: 1.82K/9: 11.05BB/9: 4.50
vs. ALL: .299 (29-for-97)vs. LHB: .317 (13-for-41)vs. RHB: .286 (16-for-56)

Tossed 0.2 scoreless innings on one hit on 9/5 vs. LAD...Marked his first appearance since 8/29 at SF (1.2 IP, 6 H, 5 R, 1 ER, 3 K)

Has not allowed a run in nine of his last 11 appearances (14.1 IP) since 7/25 after surrendering four runs in back-to-back outings (8 total R) from 7/18-21...Struck out multiple hitters in six of his seven games in August

Owens a 0.68 ERA (1 ER/13.1 IP) in nine home games compared to an 11.42 ERA (11 ER/8.2 IxSP) in eight road games this year

Earned his first career win after firing 2.0 scoreless innings with one hit and a career-high four strikeouts on 7/10 (G1) vs. NYM...Added as the 27th man for the DH

Made his MLB debut on 4/26 (G2) at DET, pitching 0.1 inning on one hit with one walk...Allowed an inherited runner to score

Is 1-4 with a 3.62 ERA (11 ER/27.1 IP) on eight walks and 29 strikeouts in 24 outings with Norfolk this season

Acquired by the Orioles on 4/7 from the Brewers in exchange for minor league OF Daz Cameron and cash considerations

29 • SAMUEL BASALLO • C/1B (L)	.204 • 2 HR • 9 RBI
Current Streak: 1 G (1-4; since 9/5)	2025 High: 2 G (2x, last: 8/23-24)
Last Game: 0-0, BB	Homestand: 2 G, 1-4, HR, R, RBI, BB, K

- ☞ Left yesterday's game in the top of the fifth inning with right hand discomfort
- ☞ Recorded his first career walk-off homer on Friday vs. LAD, the first by an Oriole since Anthony Santander (9/19/24 vs. SF, 3-R), and his first homer at Oriole Park...Became the youngest Oriole in franchise history to hit a walk-off homer...The last Oriole whose first career home run at home was a walk-off was Henry Urrutia on 8/19/15 vs. NYM
- ☞ Tallied his first career multi-double effort on Monday at SD, while also recording his first multi-RBI effort since doing so in each of his first two games...Is 4-for-10 (.400) in three games as the designated hitter compared to 6-for-38 (.158) in 11 games at catcher
- ☞ Hit his first career MLB homer in the fourth inning on 8/30 at SF...At 21 years, 17 days old, became the youngest player to homer in 2025
- ☞ Agreed to an eight-year contract extension thru 2033 with a club option for 2034 on 8/22
- ☞ Became the second player in O's history with five RBI in his first three career games, joining Manny Machado in 2012 (also 5 RBI)...Became the first player in team history (since 1954) to record multiple RBI in each of his first two career games
- ☞ Made his major league debut on 8/17 at HOU...Became the ninth Oriole with 2+ RBI in their MLB debut (last: Joey Ortiz, 4/27/23 at DET)...Was hit by a pitch in his first plate appearance, the first such occurrence in O's history...At 21 years, 4 days old, became the youngest position player to appear in an MLB game this season, ahead of MIL's Jackson Chourio (21-016 on 3/27)
- ☞ At 21 years, 5 days old on 8/18 at BOS, became the youngest player to catch for the Orioles since Andy Etchebarren on 9/30/62 (19-102)...The last younger player to appear in an MLB game at catcher is NYM's Francisco Alvarez on 10/5/22 (20-320)

12 • DYLAN BEAVERS • OF (L)	.291 • 1 HR • 6 RBI
Current Streak: 0-7 (since 9/2)	2025 High: 3 G (3x, last: 8/30-9/1)
Last Game: 0-2, BB, 2 K	Homestand: 2 G, 0-4, 3 BB, 4 K

- ☞ Is the second Oriole in franchise history (since 1954) to draw 13+ walks through his first 18 career games (w/PA), joining Glenn Gulliver in 1982 (16 BB)
- ☞ Recorded both the first go-ahead and game-winning RBI of his career on Monday in the seventh inning at SD...Notched an RBI single off SD's Robert Suarez to give the O's a 4-3 lead
- ☞ Is the fifth Oriole in club history (since 1954) to reach safely 29+ times in their first 18 career games (16 H, 13 BB), joining Ryan Mountcastle (31 TOB, 2020), Curtis Goodwin (31 TOB, 1995), Billy Ripken (30 TOB, 1987), and Don Baylor (30 TOB, 1972)
- ☞ On 8/21 vs. HOU, hit his first MLB homer, becoming the sixth Oriole to homer in their first home plate appearance with the team (last: J. Fiorentino, 5/20/05 vs. PHI)
- ☞ On 8/18 at BOS, reached base safely four times (2 H, 2 BB), becoming the third player in O's history to accomplish the feat within their first three career games, joining Cedric Mullins (8/10/18 vs. BOS) and Nick Markakis (4/5/06 vs. TB)
- ☞ On 8/23 at HOU, made his MLB debut...Doubled in the ninth inning off Bryan Abreu for his first hit...Had his contract selected from Triple-A Norfolk earlier that day
- ☞ Ranked by *Baseball America* as the No. 83 MLB prospect during the mid-season update...Rated the No. 3 O's prospect by BA and *MLB Pipeline*

15 • DYLAN CARLSON • OF (S)	.205 • 6 HR • 20 RBI
Current Streak: 0-6 (since 9/1)	2025 High: 6 G (5/28-6/4)
9/3 at SD: 0-3, 2 BB, K	Road Trip: 2 G, 0-6, R, 3 BB, 2 K

- ☞ Notched his third multi-walk effort of the year on Wednesday at SD (last: 2 BB, 8/14 vs. SEA)...Ten of his 17 walks this season have come in 12 games since 8/14 after only drawing seven walks thru his first 59 games this season from 3/31-8/13
- ☞ Has four doubles in his last seven games after having none in his previous 27 games...Also doubled in at least three straight games from 8/25-28 for the third time in his career (last: 4 G, 6/25-28/22 w/STL)
- ☞ Since 8/12, is 12-for-42 (.286) with four doubles, one triple, two homers, and 10 walks...Went 2-for-53 (.038) in the previous 20 games from 6/24-8/10
- ☞ Homered in back-to-back games on 8/15-16 at HOU for the second time this year (5/25-26)...Entered 8/15 without a home run in 31 games since 6/13 and 23 games without an extra-base hit since 6/24

17 • COLTON COWSER • OF (L)	.209 • 13 HR • 34 RBI
Current Streak: 0-for-last-10 (since 9/3)	2025 High: 7 G (8/19-26)
Last Game: 0-3, RBI, BB, K	Homestand: 2 G, 0-7, RBI, BB, 4 K

- ☞ Launched his 13th homer of the season on Wednesday at SD, the first of back-to-back-to-back homers with Coby Mayo and Alex Jackson...Has four homers in 15 games since 8/22 after only having one in his previous 30 games from 7/6-8/21
- ☞ Recorded his ninth stolen base of the year on Tuesday at SD, tying Al Smith (1963) for the franchise record (since 1954) for the most stolen bases without a CS in a season...Is one of five players this season with 9+ stolen bases without being caught stealing, joining BOS' Trevor Story (26 SB), MIN's Byron Buxton (21 SB), TOR's George Springer (16 SB), and LAD's Hyeseong Kim (12 SB)
- ☞ His 44 strikeouts since the start of August are tied for second most in the AL and for fourth in MLB...Struck out multiple times (36 total K) in 15 of his 20 games in August
- ☞ On 6/27 vs. TB, set career highs in runs (4), doubles (3), and times on base (5)

2 • GUNNAR HENDERSON • INF (L)	.274 • 16 HR • 61 RBI
Current Streak: 0-for-last-10 (since 9/1)	2025 High: 14 G (6/5-20)
Last Game: 0-3, R, HBP, K	Homestand: 2 G, 0-6, R, BB, HBP, K, SB

- ☞ On 8/27 vs. BOS, stole his 20th base of the season, marking his second straight season with 30+ doubles and 20+ steals...Is the fourth player in team history (since 1954) to do so in back-to-back seasons, joining Cedric Mullins (2021-22), Brian Roberts (6x, 2004-09), and Brady Anderson (1995-96)
- ☞ Has not made an error in 73 games (624.2 IP, 289 TC) since committing 2 E on 6/8
- ☞ Is one double shy of matching his career high of 31 set last season
- ☞ Batting .379 (33-for-87) with RISP since 5/8
- ☞ Leads the team in hits (138) and stolen bases (21)...The only primary shortstop to lead the Orioles in both categories in the same season is Luis Aparicio (1963, 1966)
- ☞ On 8/18 at BOS, tallied his third game this year with 1+ 3B and 1+ HR, tied for the MLB lead with DET's Kerry Carpenter, COL's Mickey Moniak, and LAD's Shohei Ohtani
- ☞ On 7/10 (G1) vs. NYM, hit his first pinch-hit homer...Was the first go-ahead pinch-hit home run in the eighth inning or later by an Oriole since 9/28/16 at TOR (Kim)

7 • JACKSON HOLLIDAY • INF (L)	.248 • 17 HR • 53 RBI
Current Streak: 1 G (1-4; since 9/6)	2025 High: 10 G (5/14 [G2]-24 [G1])
Last Game: 1-4, HR, R, RBI, K	Homestand: 2 G, 1-6, HR, 2 R, RBI, 2 BB, 2 K, SB

- ☞ Broke up Yoshinobu Yamamoto's no-hit bid with two outs in the ninth inning yesterday vs. LAD, blasting a solo homer to right field...Broke a tie with Gunnar Henderson to take sole possession of the Orioles home run lead (17 HR)...The only Oriole under 22 years old to finish the season leading the club in homers is Eddie Murray in 1977 (27 HR)
- ☞ Has six multi-walk efforts in 18 games since 8/17...Entered that stretch with three multi-walk performances through his first 165 career games
- ☞ Ranks second in the AL since 8/9 with 23 walks, trailing only NYY's Aaron Judge (27 BB)...Drew 20 walks in his previous 91 games from 4/22-8/8
- ☞ Has 17 runs in 25 games since 8/9 after recording 10 runs in his previous 25 games
- ☞ Is the fifth Oriole (6th occurrence) to hit 15+ home runs in their age-21 season (as of 6/30), joining Cal Ripken, Jr. (28, 1982), Eddie Murray (27, 1977), Curt Blefary (22, 1965), and Boog Powell (25, 1963 and 15, 1962)
- ☞ Named the Orioles' winner of the 2025 Heart & Hustle Award by the MLBPA

70 • ALEX JACKSON • C (R)	.233 • 5 HR • 7 RBI
Current Streak: 0-for-last-4 (since 9/3)	2025 High: 3 G (2x, last: 8/26-29)
Last Game: 0-2, K (Def. in 5 th)	Homestand: 1 G, 0-2, K

- ☞ Completed back-to-back-to-back homers with Colton Cowser and Coby Mayo on Wednesday at SD...Extended his single-season career high to five homers after only hitting three in 58 games a year ago and three in 52 games in 2021
- ☞ Twelve of his 17 hits (70.6%) on the year have gone for extra bases (7 2B, 5 HR)
- ☞ From 7/30-8/10, scored a run in a career-best four straight games
- ☞ Tallied his third multi-hit game of the year on 8/22 vs. HOU...Both hits were singles, his first non-extra-base hits of the year...Each of his first 10 hits with the Orioles went for extra bases (7 2B, 3 HR)...After doubling on 8/6 at PHI, became the first player in MLB since 1900 whose first nine hits with a franchise went for extra-bases, per the *Elias Sports Bureau*...The previous record of eight was shared by Brandon Snyder (ATL, 6/5-9/11/16) and Troy Glaus (AZ, 4/4-11/05)

82 • JEREMIAH JACKSON • INF/OF (R)	.316 • 4 HR • 17 RBI
Current Streak: 2 G (2-8; since 9/5)	2025 High: 13 G (8/21-9/2)
Last Game: 1-4, 2B, K	Homestand: 2 G, 2-8, 2B, K

- ☞ His career-long 16-game on-base streak is tied for the fourth-longest active streak in the AL and tied for sixth-longest in MLB
- ☞ Had his career-long 13-game hitting streak snapped on Wednesday at SD...Has hit safely in 20 of his last 22 games since 8/13 and in 24 of 28 starts to begin his career
- ☞ Homered in consecutive games for the first time in his career from 9/1-2...Three of his four career homers have come in his last seven games
- ☞ His .316 average since the start of August ranks fifth in the AL
- ☞ Is the sixth Oriole in team history (since 1954) to have 35+ hits in their first 28 career starts, joining Bob Hale (40 H, 1955), Billy Ripken (36 H, 1987), Chito Martinez (35 H, 1991), Curtis Goodwin (37 H, 1995), and Hyun Soo Kim (35 H, 2016)
- ☞ Set career highs with four RBI and two extra-base hits (2B, HR) on 8/30 at SF
- ☞ On 8/23 vs. HOU, hit his first major league home run off AJ Blubaugh
- ☞ On 8/1 at CHC, made his MLB debut...Recalled from Triple-A Norfolk on 7/31
- ☞ Had never played above Double-A before this season

56 • DANIEL JOHNSON • OF (L)	.176 • 1 HR • 1 RBI
Current Streak: 2 G (3-7; since 8/30)	2025 High: 2 G (2x, last: current streak)
Last Game: 0-0, R (PR in 9 th)	Homestand: 1 G, 0-0, R

- ☞ Set career highs with three runs and three times on base (2 H, BB) on 8/30 at SF
- ☞ Recalled from Triple-A Norfolk on 8/21...Marks his second stint in the big leagues with the Orioles (8/12-16) and fourth overall...Claimed off waivers from the Giants on 8/11 and was activated on 8/12
- ☞ Began his 2025 season with Caliente de Durango in the Mexican League...Released on 4/30 and signed a minor league contract with San Francisco on 5/2...Had his contract selected on 6/4...Was designated for assignment on 8/8

3 • JORGE MATEO • INF/OF (R)	.180 • 1 HR • 3 RBI
Current Streak: 0-for-last-9 (since 6/1)	2025 High: 3 G (5/16-23)
Last Game: 0-0, R (PR in 9 th)	Homestand: 2 G, 0-0, R, CS

- ☞ Entered Friday's game as a pinch-runner in the seventh inning, his first MLB appearance since 6/6...Was returned from his rehab assignment and reinstated from the 60-day Injured List on Wednesday...Placed on the 10-day IL with left elbow inflammation on 6/10, retroactive to 6/7...Began a rehab assignment with Triple-A Norfolk on 6/25, but was transferred to the 60-day IL with a left hamstring strain on 7/6...Began his latest rehab assignment on 8/20 with Norfolk
- ☞ Went 6-for-13 (.462) with a home run during his first rehab stint with the Tides from 6/25-29...In eight games during his latest rehab assignment from 8/20 (G1)-31, he hit .258 (8-for-31) with two doubles and two walks
- ☞ Stole at least one base in a career-high five straight games (w/PA) from 5/24 (G1)-31, tied with CWS' Luis Robert Jr. and TB's Chandler Simpson for the longest run by any player in MLB this season...Is the fifth Oriole in team history (since 1954) to do so (last: Corey Patterson, 9 G, 5/27-6/5/06)
- ☞ His five multi-steal games are tied for sixth most in MLB

16 • COBY MAYO • INF (R)	.188 • 7 HR • 21 RBI
Current Streak: 0-3 (since 9/6)	2025 High: 4 G (3x, last: 9/1-5)
Last Game: 0-3, K	Homestand: 2 G, 1-6, K

- ☞ Hit the second of three back-to-back-to-back homers with Colton Cowser and Alex Jackson on Wednesday at SD...Has three extra-base-hits (2B, 2 HR) in his last seven games after not having any in his previous eight games from 8/19-28
- ☞ Is seventh in the AL with 42 strikeouts since the start of August
- ☞ Batting 14-for-89 (.157) since 8/6, but seven of the 14 hits in that span have gone for extra bases (3 2B, 4 HR)
- ☞ Nine of his 17 extra-base hits this season have been off fastballs (6 2B, 3 HR)
- ☞ On 6/27 vs. TB, hit his first major league home run and set a career high with four RBI

6 • RYAN MOUNTCASTLE • INF (R)	.263 • 5 HR • 30 RBI
Current Streak: 0-for-last-5 (since 9/5)	2025 High: 12 G (5/4-18)
Last Game: 0-3, BB, 2 K	Homestand: 2 G, 1-7, 2B, BB, 3 K

- ☞ Hit safely in seven straight games from 8/28-9/5, batting .387 (12-for-31) with five extra-base hits and seven RBI...Had multiple hits (9 total H) in a career-high-tying four straight games from 8/29-9/2 (3x, last: 7/31-8/3/23)...Had four extra-base hits (3 2B, HR) between 8/29-30 at SF
- ☞ Set a season high with four RBI on 8/29 at SF (last: 4 RBI, 7/28/24 vs. SD)...Drove in six runs in the Giants series
- ☞ Slashing .327/.370/.482 (36-for-110) with eight doubles, three homers, and 15 RBI in 28 games since 5/27
- ☞ Is 17-for-30 (.567) with four doubles and one homer on the first pitch of an at-bat
- ☞ Stole two bases on 8/14 vs. SEA for the first time in his career...The second was a steal of home on a double steal, his second such stolen base this season...Is the fourth player in O's history (since 1954) with multiple steals of home in one year, along with Doug DeCinces (1980), Davey Johnson (1971), and Don Buford (1970)
- ☞ Was placed on the 10-day Injured List (right hamstring strain) on 5/31 and transferred to the 60-day IL on 6/23

26 • EMMANUEL RIVERA • INF (R)	.260 • 0 HR • 11 RBI
Current Streak: 7 G (10-29; since 8/28)	2025 High: 7 G (current streak)
Last Game: 1-4, 2 RBI	Homestand: 2 G, 2-8, 2 RBI, 2 K

- ☞ Recorded his second career walk-off plate appearance yesterday vs. LAD, joining 5/12/24 vs. PHI (w/MIA) off Gregory Soto (1B)...Is the third Oriole with a walk-off plate appearance this season, joining Samuel Basallo (9/5 vs. LAD, HR) and Jackson Holliday (8/13 vs. SEA, 2B)
- ☞ Has hit safely in a season-high seven straight games...Has tallied three multi-hit efforts over his last seven games since 8/28
- ☞ Matched a career high with four RBI on Tuesday at SD (also 9/28/24 at MIN)...Had six RBI in three games from 8/29-9/2, his most in a three-game span in his career
- ☞ Had his contract selected from Triple-A Norfolk on 8/27...Marks his third stint on the active roster (4/28-6/10 & 6/10-7/1)

52 • LUIS VAZQUEZ • INF (R)	.163 • 1 HR • 3 RBI
Current Streak: 0-for-last-3 (since 8/31)	2025 High: 2 G (8/22-24)
9/5 vs. LAD: 0-0 (Def. in 8 th)	Homestand: 1 G, 0-0

- ☞ Drew a career-high two walks on Wednesday at SD...Had just one walk in his first 39 career games from 5/22/24-9/1/25
- ☞ Matched a career high with two hits on Sunday at SF (also 8/22 vs. HOU)
- ☞ On 8/24 vs. HOU, hit his first career home run



ADDITIONAL HITTER INFO																			
	vs. LHP		vs. RHP		MULTI-HIT GAMES					MULTI-RBI GAMES					LAST HR (DATE/PITCHER)		MULTI-HR GAMES		
			2	3	4	5	TOTAL	2	3	4	5	6+	TOTAL			2025	CAREER	LAST (HRS)	
Samuel Basallo	.167	.214	2	-	-	-	2	3	-	-	-	-	3	9/5/25 vs. LAD (Scott)	-	-	-	-	
Dylan Beavers	.091	.341	5	-	-	-	5	1	-	-	-	-	1	8/21/25 vs. HOU (Alexander)	-	-	-	-	
Dylan Carlson	.188	.214	7	2	-	-	9	4	1	-	-	-	5	8/16/25 at HOU (Alexander)	-	3	6/20/23 at WSH (2)	-	
Colton Cowser	.171	.223	7	3	-	-	10	2	5	-	-	-	7	9/3/25 at SD (Cortes)	-	2	9/20/24 vs. DET (2)	-	
Gunnar Henderson	.219	.302	32	6	1	-	39	11	2	2	-	-	15	8/24/25 vs. HOU (Arrighetti)	-	2	6/21/24 at HOU (2)	-	
Jackson Holliday	.213	.261	21	9	1	-	31	6	1	2	-	-	9	9/6/25 vs. LAD (Yamamoto)	1	1	5/4/25 vs. KC (2)	-	
Alex Jackson	.333	.200	4	-	-	-	4	-	-	-	-	-	-	9/3/25 at SD (Cortes)	-	-	-	-	
Jeremiah Jackson	.364	.296	7	2	-	-	9	2	1	1	-	-	4	9/2/25 at SD (Darvish)	-	-	-	-	
Daniel Johnson	.286	.159	2	-	-	-	2	-	-	-	-	-	-	6/15/25 at LAD (Yates)	-	-	-	-	
Jorge Mateo	.185	.176	2	-	-	-	2	1	-	-	-	-	1	5/31/25 vs. CWS (Martin)	-	1	8/2/22 at TEX (2)	-	
Coby Mayo	.225	.169	4	1	-	-	5	2	1	1	-	-	4	9/3/25 at SD (Cortes)	-	-	-	-	
Ryan Mountcastle	.274	.259	17	3	-	-	20	4	-	1	-	-	5	8/30/25 at SF (Seymour)	-	10	6/4/24 at TOR (2)	-	
Emmanuel Rivera	.250	.264	6	1	-	-	7	2	-	1	-	-	3	9/28/24 at MIN (Varland)	-	2	9/28/24 at MIN (2)	-	
Luis Vázquez	.150	.174	2	-	-	-	2	-	-	-	-	-	-	8/24/25 vs. HOU (Rooney)	-	-	-	-	

O's HITTERS														CAREER vs. LOS ANGELES DODGERS														
PLAYER	G	AB	R	H	2B	3B	HR	RBI	BB	IBB	SO	AVG	OBP	SLG	G	AB	R	H	2B	3B	HR	RBI	BB	IBB	SO	AVG	OBP	SLG
Samuel Basallo	2	4	1	1	0	0	1	1	1	0	1	.250	.400	1.000	2	4	1	1	0	0	1	1	1	0	1	.250	.400	1.000
Dylan Beavers	2	4	0	0	0	0	0	0	3	0	4	.000	.429	.000	2	4	0	0	0	0	0	0	3	0	4	.000	.429	.000
Dylan Carlson															17	65	9	16	5	0	2	6	3	0	17	.246	.275	.415
Colton Cowser	2	7	0	0	0	0	0	1	1	0	4	.000	.125	.000	8	25	2	3	1	0	1	4	6	0	12	.120	.290	.280
Gunnar Henderson	2	6	1	0	0	0	0	0	1	0	1	.000	.250	.000	8	29	5	4	0	1	1	2	3	0	6	.138	.242	.310
Jackson Holliday	2	6	2	1	0	0	1	1	2	0	2	.167	.375	.667	5	17	4	3	0	0	1	1	3	0	6	.176	.300	.353
Alex Jackson	1	2	0	0	0	0	0	0	0	0	1	.000	.000	.000	2	5	0	0	0	0	0	0	1	0	2	.000	.167	.000
Jeremiah Jackson	2	8	0	2	1	0	0	0	0	0	1	.250	.250	.375	2	8	0	2	1	0	0	0	0	0	1	.250	.250	.375
Daniel Johnson	3	1	3	1	0	0	1	1	1	0	0	1.000	1.000	4.000	3	1	3	1	0	0	1	1	1	0	0	1.000	1.000	4.000
Jorge Mateo	2	0	1	0	0	0	0	0	0	0	0	-	-	-	10	17	2	1	1	0	0	1	0	0	6	.059	.111	.118
Coby Mayo	2	6	0	1	0	0	0	0	0	0	1	.167	.167	.167	2	6	0	1	0	0	0	0	0	0	1	.167	.167	.167
Ryan Mountcastle	2	7	0	1	1	0	0	0	1	0	3	.143	.250	.286	4	15	1	4	2	0	0	1	1	0	3	.267	.313	.400
Emmanuel Rivera	2	8	0	2	0	0	0	2	0	0	2	.250	.250	.250	11	30	1	5	0	0	0	3	0	0	9	.167	.161	.167
Luis Vázquez	1	0	0	0	0	0	0	0	0	0	0	-	-	-	1	0	0	0	0	0	0	0	0	0	0	-	-	-

O's PITCHERS														CAREER vs. LOS ANGELES DODGERS														
PLAYER	W	L	SV	G	GS	INN	H	R	ER	HR	BB	K	ERA	AVG	W	L	SV	G	GS	INN	H	R	ER	HR	BB	K	ERA	AVG
Keegan Akin															0	0	0	2	0	1.2	0	0	0	0	1	0.00	.000	
Kyle Bradish																												
Yennier Cano	1	0	0	1	0	1.0	0	0	0	0	0	1	0.00	.000	1	0	0	3	0	2.2	2	0	0	0	0	4	0.00	.222
Shawn Dubin	0	0	0	1	0	0.2	0	0	0	0	0	0	0.00	.000	0	0	0	3	0	2.2	2	1	1	0	3	4	3.38	.200
Dietrich Enns	0	0	0	1	0	2.0	2	1	1	1	3	1	4.50	.286	0	0	0	1	0	2.0	2	1	1	1	3	1	4.50	.286
Rico Garcia	0	0	0	1	0	1.0	0	0	0	0	0	1	0.00	.000	0	0	0	5	0	4.0	2	0	0	0	2	2	0.00	.143
Dean Kremer	0	0	0	1	1	3.0	0	0	0	0	1	4	0.00	.000	0	0	0	2	2	7.2	4	5	5	2	5	5	5.87	.143
Cade Povich															0	1	0	1	1	3.1	10	5	5	0	1	3	13.50	.500
Trevor Rogers	0	0	0	1	1	5.1	8	2	2	0	1	6	3.38	.381	0	0	0	2	2	10.1	14	4	4	0	1	14	3.48	.326
Kade Stroud	0	0	0	1	0	1.1	2	0	0	0	0	1	0.00	.333	0	0	0	1	0	1.1	2	0	0	0	0	1	0.00	.333
Albert Suárez	1	0	0	1	0	3.0	2	1	1	0	1	1	3.00	.182	1	1	0	3	0	4.2	4	3	3	0	2	1	5.79	.222
Tomoyuki Sugano																												
Tyler Wells															0	1	0	1	1	2.0	6	5	5	1	2	2	22.50	.500
Grant Wolfram	0	0	0	1	0	0.2	1	0	0	0	0	0	0.00	.333	0	0	0	1	0	0.2	1	0	0	0	0	0	0.00	.333

RECENT TRANSACTIONS	
9/4	RHP Corbin Martin cleared outright waivers and accepted an assignment to Triple-A Norfolk.
9/3	RHP Scott Blewett began a rehab assignment with Triple-A Norfolk.
9/2	Reinstated RHP Tyler Wells (right elbow UCL surgery) and INF/OF Jorge Mateo (left hamstring strain) from the 60-day Injured List...Optioned C Maverick Handley ³ to Triple-A Norfolk... Designated RHP Corbin Martin and RHP Elvin Rodríguez for assignment.
9/1	RHP Albert Suárez (right subscapularis strain) was returned from his rehab assignment and reinstated from the 60-day Injured List...Recalled C Maverick Handley from Triple-A Norfolk... RHP Cody Poteet elected free agency in lieu of accepting an outright assignment to Triple-A Norfolk.
8/30	RHP Matt Bowman cleared unconditional release waivers and was released... RHP Cody Poteet (right shoulder inflammation) was returned from his rehab assignment, reinstated from the 60-day Injured List, and outrighted to Triple-A Norfolk.
8/29	INF Vimal Machín cleared outright waivers and accepted an assignment to Triple-A Norfolk.
8/28	Activated RHP Shawn Dubin ...Designated RHP Roansy Contreras for assignment.
8/27	Selected the contracts of RHP Roansy Contreras and INF Emmanuel Rivera from Triple-A Norfolk... Transferred RHP Brandon Young (left hamstring strain) to the 60-day Injured List...Designated INF Vimal Machín for assignment.
8/26	Reinstated RHP Kyle Bradish (right elbow UCL surgery) from the 60-day Injured List...Claimed RHP Shawn Dubin off waivers from the Houston Astros...Transferred RHP Scott Blewett (right elbow discomfort) to the 60-day Injured List...Designated RHP Matt Bowman for assignment...Optioned RHP Yaramil Hiraldo ⁵ to Triple-A Norfolk (postgame).
8/23	RHP Cody Poteet (right shoulder inflammation) began a rehab assignment with Triple-A Norfolk.
8/22	Selected the contracts of RHP Matt Bowman and INF Vimal Machín from Triple-A Norfolk... Placed RHP Brandon Young (left hamstring strain) on the 15-day Injured List...Placed INF Jordan Westburg (right ankle sprain) on the 10-day Injured List, retroactive to 8/19...Transferred RHP Félix Bautista (right shoulder surgery) and C Gary Sánchez (right knee sprain) to the 60-day Injured List.
8/21	Claimed LHP Josh Walker ¹ off waivers from the Philadelphia Phillies and optioned him to Triple-A Norfolk...Recalled OF Daniel Johnson from Triple-A Norfolk...Placed C Adley Rutschman (right oblique strain) on the 10-day Injured List, retroactive to 8/18.
8/20	INF/OF Jorge Mateo began a rehab assignment with Triple-A Norfolk.
8/19	OF Jordyn Adams cleared outright waivers and accepted an assignment to Triple-A Norfolk... OF Greg Allen elected free agency in lieu of accepting an outright assignment to Triple-A Norfolk.
8/17	Selected the contract of C/1B Samuel Basallo from Triple-A Norfolk...Reinstated OF Colton Cowser from the 7-day concussion Injured List...Transferred RHP Zach Eflin (low back discomfort) to the 60-day Injured List...Returned C Maverick Handley ² (right wrist strain) from his rehab assignment, reinstated from the 10-day Injured List, and optioned to Triple-A Norfolk...Transferred the rehab assignment of RHP Albert Suárez to Triple-A Norfolk.
8/16	Selected the contract of OF Dylan Beavers from Triple-A Norfolk...Designated OF Greg Allen for assignment...Optioned OF Daniel Johnson ¹ and 1B/OF Ryan Noda ² to Triple-A Norfolk (postgame).
8/13	RHP Houston Roth cleared outright waivers and accepted an assignment to Triple-A Norfolk.
8/12	Activated OF Daniel Johnson ...Optioned OF Jordyn Adams ² to Triple-A Norfolk.
8/11	Claimed OF Daniel Johnson off waivers from the San Francisco Giants...Selected the contract of RHP Jose Espada ¹ from Triple-A Norfolk and optioned him to Triple-A Norfolk...Designated RHP Houston Roth for assignment.

EUTAW STREET HOME RUNS			
DATE	PLAYER (Team)	OPP. (Pitcher)	DISTANCE
6/28	Jonathan Aranda (TB)	BAL (Eflin)	467 ft.
4/29	Trent Grisham (NYY)	BAL (Gibson)	399 ft.
4/19	Jake Fraley (CIN)	BAL (Young)	421 ft.
2025 totals - 3 (0 by Orioles, 3 by opponents)			
*Total since 1992 - 134 (64 by Orioles, 70 by opponents)			

O's CHALLENGES				
TEAM	TOTAL	WON	LOST	SUCCESS RATE
Orioles	41	18	23	44%
Opponents	31	19	12	61%
Last by O's: 8/26 vs. BOS (T9) Batter/Runner: Rafaela Force Play (1B) Safe/Stands				
Last by Opp.: 9/2 at SD (T4) Batter/Runner: Holliday Tag Play (2B) Safe/Overturned				

RECORD BY POSITION									
PLAYER	C	1B	2B	3B	SS	LF	CF	RF	DH
Jordyn Adams	-	-	-	-	-	-	0-1	-	-
Greg Allen	-	-	-	-	-	0-1	1-2	-	-
Samuel Basallo	5-5	0-1	-	-	-	-	-	-	3-0
Dylan Beavers	-	-	-	-	-	6-4	-	3-4	-
Dylan Carlson	-	-	-	-	-	19-17	7-5	3-5	-
Colton Cowser	-	-	-	-	-	19-22	15-14	-	0-1
Maverick Handley	7-7	-	-	-	-	-	-	-	-
Gunnar Henderson	-	-	-	-	57-65	-	-	-	3-5
Jackson Holliday	-	-	54-66	-	4-2	-	-	-	2-2
Alex Jackson	11-10	-	-	-	-	-	-	-	-
Jeremiah Jackson	-	-	-	1-3	-	-	-	11-10	1-2
Daniel Johnson	-	-	-	-	-	1-1	3-1	-	-
Heston Kjerstad	-	-	-	-	-	10-15	-	10-10	1-0
Ramón Laureano	-	-	-	-	-	9-14	0-1	21-18	3-4
Vimal Machin	-	-	-	1-2	-	-	-	-	-
Jorge Mateo	-	-	1-4	-	0-8	1-0	4-2	-	-
Coby Mayo	-	29-21	-	0-2	-	-	-	-	3-4
Ryan Mountcastle	-	17-31	-	-	-	-	-	-	11-12
Cedric Mullins	-	-	-	-	-	-	36-50	-	1-1
Ryan Noda	-	-	-	-	-	-	-	2-1	-
Ryan O'Hearn	-	19-20	-	-	-	0-2	-	5-9	14-17
Tyler O'Neill	-	-	-	-	-	1-0	-	11-19	5-4
Emmanuel Rivera	-	1-3	-	12-9	-	-	-	-	1-0
Adley Rutschman	29-33	-	-	-	-	-	-	-	7-11
Jacob Stallings	4-7	-	-	-	-	-	-	-	-
Gary Sánchez	8-11	-	-	-	-	-	-	-	3-4
Chadwick Tromp	2-3	-	-	-	-	-	-	-	-
Ramón Urías	-	-	1-0	32-34	-	-	-	-	1-1
Luis Vázquez	-	-	1-0	1-2	5-1	-	-	-	-
Jordan Westburg	-	-	9-6	19-24	-	-	-	-	7-8

2025 BY THE NUMBERS			
	HOME	AWAY	TOTAL
Overall	33-37	33-39	66-76
MONTH	HOME	AWAY	TOTAL
March (5)	1-0	2-2	3-2
April (25)	6-7	3-9	9-16
May (27)	4-10	5-8	9-18
June (27)	8-5	8-6	16-11
July (25)	8-5	5-7	13-12
August (28)	4-10	7-7	11-17
September (25)	2-0	3-0	5-0
TOTAL (162)	33-37	33-39	66-76
DAY OF WEEK	HOME	AWAY	TOTAL
Monday (14)	5-1	4-4	9-5
Tuesday (23)	2-8	4-7	6-15
Wednesday (25)	4-7	4-6	8-13
Thursday (18)	4-5	5-1	9-6
Friday (26)	7-4	4-7	11-11
Saturday (28)	6-6	7-7	13-13
Sunday (27)	5-6	5-7	10-13
TOTAL (162)	33-37	33-39	66-76
VS. AL EAST	HOME	AWAY	TOTAL
Boston Red Sox (13)	1-6	4-2	5-8
New York Yankees (13)	2-1	1-2	3-3
Tampa Bay Rays (13)	2-1	3-4	5-5
Toronto Blue Jays (13)	4-2	2-2	6-4
TOTAL (52)	9-10	10-10	19-20
VS. AL CENTRAL	HOME	AWAY	TOTAL
Chicago White Sox (7)	3-0	-	3-0
Cleveland Guardians (7)	2-1	1-3	3-4
Detroit Tigers (6)	1-2	0-3	1-5
Kansas City Royals (6)	1-2	1-2	2-4
Minnesota Twins (6)	0-3	0-3	0-6
TOTAL (32)	7-8	2-11	9-19
VS. AL WEST	HOME	AWAY	TOTAL
Athletics (6)	1-2	1-2	2-4
Houston Astros (7)	1-3	2-1	3-4
Los Angeles Angels (6)	3-0	2-1	5-1
Seattle Mariners (6)	2-1	3-0	5-1
Texas Rangers (7)	1-2	1-2	2-4
TOTAL (32)	8-8	9-6	17-14
VS. NL EAST	HOME	AWAY	TOTAL
Atlanta Braves (3)	-	3-0	3-0
Miami Marlins (3)	1-2	-	1-2
New York Mets (3)	2-1	-	2-1
Philadelphia Phillies (3)	-	1-2	1-2
Washington Nationals (4)	0-3	1-2	1-5
TOTAL (16)	3-6	5-4	8-10
VS. NL CENTRAL	HOME	AWAY	TOTAL
Chicago Cubs (3)	-	1-2	1-2
Cincinnati Reds (3)	1-2	-	1-2
Milwaukee Brewers (3)	-	1-2	1-2
Pittsburgh Pirates (3)	-	-	-
St. Louis Cardinals (3)	1-2	-	1-2
TOTAL (15)	2-4	2-4	4-8
VS. NL WEST	HOME	AWAY	TOTAL
Arizona Diamondbacks (3)	-	1-2	1-2
Colorado Rockies (3)	2-1	-	2-1
Los Angeles Dodgers (3)	2-0	-	2-0
San Diego Padres (3)	-	3-0	3-0
San Francisco Giants (3)	-	1-2	1-2
TOTAL (15)	4-1	5-4	9-5

BALTIMORE ORIOLES - WALK-OFF AND MISC. HOME RUNS

Baltimore Orioles Walk-off Wins							
Date	Score	Batter/Runner	Action	RBI	Pitcher	INN	OUTS
9/6	LAD 3 @ BAL 4	Emmanuel Rivera	1B	2	Tanner Scott	9	2
9/5	LAD 1 @ BAL 2	Samuel Basallo	HR	1	Tanner Scott	9	2
8/13	SEA 3 @ BAL 4	Jackson Holliday	2B	1	Matt Brash	9	2
Opponent Walk-off Wins							
Date	Score	Batter/Runner	Action	RBI	Pitcher	INN	OUTS
8/16	BAL 4 @ HOU 5	Ramón Urías	FC	1	Keegan Akin	12	1
8/3	BAL 3 @ CHC 5	Justin Turner	HR	2	Keegan Akin	9	0
5/24 (G1)	BAL 5 @ BOS 6	Rafael Devers	1B	1	Gregory Soto	10	1

Baltimore Orioles Back-to-Back Home Runs					
Date	Score	Batters	Pitcher	INN	OUTS
9/3	BAL 7 @ SD 5	Colton Cowser/Coby Mayo/Alex Jackson	Nestor Cortes	3	1
8/8	ATH 2 @ BAL 3	Adley Rutschman/Ryan Mountcastle	J.T. Ginn	1	2
7/29 (G1)	TOR 4 @ BAL 16	Tyler O'Neill/Ramón Urías	Lazaro Estrada	6	1
7/28	TOR 4 @ BAL 11	Cedric Mullins/Coby Mayo	Chris Bassitt	2	2
6/24	TEX 6 @ BAL 5 (10)	Gary Sánchez/Ramón Urías/Ryan O'Hearn	Chris Martin	7	0
6/14	LAA 5 @ BAL 6	Cedric Mullins/Gary Sánchez	Tyler Anderson	6	0
6/5	BAL 4 @ SEA 3	Adley Rutschman/Gunnar Henderson	Bryan Woo	6	0
5/14 (G2)	MIN 8 @ BAL 6	Cedric Mullins/Heston Kjerstad	Simeon Woods Richardson	3	2
4/19	CIN 5 @ BAL 9	Ramón Laureano/Jordan Westburg	Carson Spiers	7	2
4/19	CIN 5 @ BAL 9	Cedric Mullins/Gunnar Henderson	Hunter Greene	1	0
3/27	BAL 12 @ TOR 2	Adley Rutschman/Jordan Westburg	Yariel Rodríguez	8	1

Opponent Back-to-Back Home Runs					
Date	Score	Batters	Pitcher	INN	OUTS
8/4	BAL 3 @ PHI 13	Edmundo Sosa/Weston Wilson	Elvin Rodríguez	8	1
5/18	WSH 10 @ BAL 4	Dylan Crews/CJ Abrams	Zach Efflin	2	1
5/15	MIN 4 @ BAL 0	DaShawn Keirsey Jr./Byron Buxton	Tomoyuki Sugano	3	1
5/4	KC 11 @ BAL 6	Bobby Witt Jr./Vinnie Pasquantino	Yennier Cano	7	1
4/29	NY 15 @ BAL 3	Trent Grisham/Aaron Judge/Ben Rice	Kyle Gibson	1	0
4/17	CLE 2 @ BAL 6	Daniel Schneemann/Austin Hedges	Tomoyuki Sugano	3	0
4/9	BAL 0 @ AZ 9	Pavin Smith/Josh Naylor	Dean Kremer	5	1

Baltimore Orioles Grand Slams					
Date	Score	Batter	Pitcher	INN	OUTS
6/15	LAA 2 @ BAL 11	Gary Sánchez	Connor Brogdon	7	2
5/14	MIN 8 @ BAL 6	Cedric Mullins	Simeon Woods Richardson	3	2
4/16	CLE 1 @ BAL 9	Jackson Holliday	Gavin Williams	2	1

Opponent Grand Slams					
Date	Score	Batter	Pitcher	INN	OUTS
8/4	BAL 3 @ PHI 13	Kyle Schwarber	Yaramil Hiraldo	6	2
7/18	BAL 1 @ TB 11	Yandy Diaz	Grant Wolfram	6	1
5/23	BAL 5 @ BOS 19	Rafael Devers	Emmanuel Rivera	8	2
4/20	CIN 24 @ BAL 2	Noelvi Marte	Jorge Mateo	8	2

Baltimore Orioles Inside-the-Park Home Runs						
Date	Score	Batter	RBI	Pitcher	INN	OUTS
-	-	-	-	-	-	-

Opponent Inside-the-Park Home Runs						
Date	Score	Batter	RBI	Pitcher	INN	OUTS

Baltimore Orioles Pinch-Hit Home Runs						
Date	Score	Batter	RBI	Pitcher	INN	OUTS
7/26	COL 0 @ BAL 18	Alex Jackson	1	Kyle Farmer	8	0
7/10 (G1)	NYM 1 @ BAL 3	Gunnar Henderson	2	Ryne Stanek	8	0
5/10	BAL 2 @ LAA 5	Ramón Laureano	1	Brock Burke	9	0

Opponent Pinch-Hit Home Runs						
Date	Score	Batter	RBI	Pitcher	INN	OUTS
8/3	BAL 3 @ CHC 5	Justin Turner	2	Keegan Akin	9	0
7/30	TOR 9 @ BAL 8	Nathan Lukes	3	Yennier Cano	7	2
6/18	BAL 8 @ TB 12	Brandon Lowe	2	Yennier Cano	5	2
5/11	BAL 7 @ LAA 3	Matthew Lugo	1	Félix Bautista	9	2
5/7	BAL 2 @ MIN 5	Harrison Rader	2	Keegan Akin	7	1

Baltimore Orioles Leadoff Home Runs			
Date	Score	Batter	Pitcher
9/3	BAL 7 @ SD 5	Jackson Holliday	Nestor Cortes
7/20	BAL 5 @ TB 3	Jackson Holliday	Ryan Pepiot
5/31	CWS 2 @ BAL 4	Jackson Holliday	Davis Martin
4/19	CIN 5 @ BAL 9	Cedric Mullins	Hunter Greene
4/3	BOS 8 @ BAL 4	Cedric Mullins	Tanner Houck
3/29	BAL 9 @ TOR 5	Colton Cowser	Max Scherzer

Opponent Leadoff Home Runs			
Date	Score	Batter	Pitcher
8/27	BOS 3 @ BAL 2	Roman Anthony	Dietrich Enns
8/25	BOS 4 @ BAL 3	Roman Anthony	Tomoyuki Sugano
6/16	BAL 1 @ TB 7	Josh Lowe	Zach Efflin
5/24 (G1)	BAL 5 @ BOS 6	Jarren Duran	Zach Efflin
5/18	WSH 10 @ BAL 4	CJ Abrams	Zach Efflin
4/29	NY 15 @ BAL 3	Trent Grisham	Kyle Gibson
4/23	BAL 3 @ WSH 4	James Wood	Tomoyuki Sugano

LAST TIME IT HAPPENED	
BATTING	
Eutaw St. Home Run	Gunnar Henderson, 8/14/24 vs. WSH (Herz)
Opponent	Jonathan Aranda, 6/28/25 vs. TB (Efflin)
Second Deck Home Run in LF at OPACY	Austin Hays, 6/7/22 vs. CHC (Mills)
Opponent	Pete Alonso, 9/2/20 vs. NYM (Means)
Grand Slam	Gary Sánchez, 6/15/25 vs. LAA (Brogdon)
Two Grand Slams in One Game	Reimold, Clevenger, 9/11/15 vs. KC (Herrera, Chamberlain)
Pinch-Hit Home Run	Alex Jackson, 7/26/25 vs. COL (Farmer)
Pinch-Hit Walk-Off Home Run	Nolan Reimold, 7/24/16 vs. CLE (Allen)
Pinch-Hit Grand Slam	Dwight Evans, 7/26/91 vs. OAK (Nelson)
Inside the Park Home Run	Jorge Mateo, 8/20/23 at OAK (Sears)
LH & RH Home Run, Same Game	Anthony Santander, 8/7/24 at TOR (Francis, Yarbrough)
Individual 2-Home Run Game	Jackson Holliday, 5/4/25 vs. KC (Lorenzen)
Individual 3-Home Run Game	Ryan Mountcastle, 6/19/21 vs. TOR (Manoah, Kay)
Individual 4-Home Run Game	Never
Home Run in Consecutive Games	Jeremiah Jackson, 9/1-2/25 at SD
Home Run in 3 Consecutive Games	Tyler O'Neill, 7/25-29 (G1)/25 vs. COL, vs. TOR (4 G)
Home Run in 4 Consecutive Games	Tyler O'Neill, 7/25-29 (G1)/25 vs. COL, vs. TOR
Home Run in 5 Consecutive Games	Jonathan Schoop, 7/22-27/18 vs. TOR, BOS, TB
Home Run in 6 Consecutive Games	Chris Davis, 9/26-10/2/12 vs. TOR, BOS, TB
4-Home Run Game, Team	9/3/25 at SD
5-Home Run Game, Team	4/19/25 vs. CIN
6-Home Run Game, Team	3/27/25 at TOR
7-Home Run Game, Team	6/2/16 vs. BOS
8+-Home Run Game, Team	6/16/15 vs. PHI (8 HR)
10+-Run Game, Team	8/17/25 at HOU (12 R)
15+-Run Game, Team	7/29/25 (G1) vs. TOR (16 R)
20+-Run Game, Team	6/27/25 vs. TB (22 R)
Back-to-Back HR	Cowser/Mayo/A. Jackson, 9/3/25 at SD (3 rd inning)
Back-to-Back HR to Start First Inning	Mullins/Henderson, 4/19/25 vs. CIN
Back-to-Back-to-Back HR	Cowser/Mayo/A. Jackson, 9/3/25 at SD (3 rd inning)
Back-to-Back-to-Back HR to Start First Inning	Flaherty/Hardy/Markakis, 5/10/12 (G1) vs. TEX
2 Back-to-Back HRs, Same Game	Mullins/Henderson (1 st) & Laureano/Westburg (7 th), 4/19/25 vs. CIN
Leadoff Home Run	Jackson Holliday, 9/3/25 at SD (Cortes)
Walk-Off Win	Emmanuel Rivera (1B), 9/6/25 vs. LAD (Scott)
Walk-Off Home Run	Samuel Basallo, 9/5/25 vs. LAD (Scott)
Walk-Off Grand Slam	Manny Machado, 8/18/17 vs. LAA (Middleton)
Walk-Off Home Run, Eutaw St.	Rio Ruiz, 8/11/19 vs. HOU (Osuna)
Home Run, 15 th Inning or later	Jonathan Villar, 7/25/19 at LAA (Canning)
Home Run, 17 th Inning or later	Adam Jones, 5/6/12 at BOS (McDonald)
Home Run by a Pitcher	Zack Britton, 7/3/11 at ATL (Beachy)
2-Home Run Game by a Pitcher	Milt Pappas, 8/27/61 at MIN (Ramos)
Oriole to hit a Home Run for 1 st ML hit	Connor Norby, 6/4/24 at TOR (Pearson)
Oriole w/ 2 Home Runs in One Inning	Mark Trumbo, 4/15/16 at TEX (7 th inning, Pérez, Faulkner)
Oriole w/ 3 Home Runs in Consecutive Innings	Manny Machado, 8/7/16 at CWS (1 st , 2 nd , 3 rd inning, Shields, Albers)
5-Hit Game	Adley Rutschman, 6/21/24 at HOU
6-Hit Game	Cal Ripken, Jr., 6/13/99 at ATL
5-BRI Game	Jordan Westburg, 8/17/25 at HOU
6-BRI Game	Adley Rutschman, 6/9/24 at TB
7-BRI Game	Ryan Mountcastle, 4/11/23 vs. OAK (9 RBI)
8-BRI Game	Ryan Mountcastle, 4/11/23 vs. OAK (9 RBI)
9-BRI Game	Ryan Mountcastle, 4/11/23 vs. OAK
PITCHING	
Perfect Game	Never
No-Hitter	5/5/21 at SEA (Means)
1-Hitter	8/15/25 at HOU (Young, Hiraldo)
Complete Game	8/1/25 at CHC (Rogers, 8.0 IP)
Complete Game, 9.0+ IP	9/23/22 vs. HOU (Kremer, 9.0 IP)
Shutout	9/23/22 vs. HOU (Kremer)
Team Shutout	8/17/25 at HOU (Kremer, Wolfram, Martin)
Consecutive CG, Pitcher	Sidney Ponson (2), 5/16-22/04
Consecutive Shutouts, Pitcher	Mike Mussina (2), 9/26-10/1/95
Consecutive CG, Team	5/13-14/11 (Guthrie, Bergesen)
Consecutive Shutouts, Team	4/18-19/23 at WSH
10+ Strikeout Game, Pitcher	Kyle Bradish (10), 8/26/25 vs. BOS
15+ Strikeout Game, Pitcher	Erik Bedard (15), 7/7/07 at TEX
10+ Strikeout Game, Team	9/3/25 at SD (10 K)
15+ Strikeout Game, Team	8/16/25 at HOU (16 K)
4+ Strikeouts in an inning	Mike Cuellar (4), 5/29/70 at CAL
Immaculate Inning	Brandon Young, 7/8/25 vs. NYM (5 th inning)
MISCELLANEOUS	
Hit for the Cycle	Cedric Mullins, 5/12/23 vs. PIT (7 th in club history)
Steal of Home	Ryan Mountcastle, 8/14/25 vs. SEA
Position Player to Pitch	Alex Jackson, 8/31/25 at SF (1.0 IP)
Triple Play Turned	9/18/22, Bottom 3 rd at TOR (Chapman batting/Kremer pitching)
	Scoring: 6-4-3 (Mateo-Vavra-Aguilar)
Manager Ejection	Tony Mansolino, 7/20/25 at TB (1 st career)
Player Ejection	Ryan O'Hearn, 7/21/25 at CLE (3 rd career)
WINNING SWEEPS	
2-Game, at OPACY	9/26-27/23 vs. WSH
2-Game, Road	8/18-19/25 at BOS
3-Game, at OPACY	6/13-15/25 vs. LAA
3-Game, Road	9/1-3/25 at SD
4-Game, at OPACY	7/7-10/22 vs. LAA
4-Game, Road	6/7-10/24 at TB
Doubleheader	7/29/25 vs. TOR





2025 OUTFIELD ASSISTS						
Outfielder	1B	2B	3B	HP	TOTAL	ERRORS (F-T)
Jordyn Adams	-	-	-	-	-	-
Greg Allen	-	-	-	-	-	-
Dylan Beavers	-	-	-	-	-	-
Dylan Carlson	-	2	-	1	3	-
Colton Cowser	-	-	1	2	3	1 (0-1)
Cooper Hummel	-	-	-	-	-	-
Jeremiah Jackson	-	1	-	1	2	1 (1-0)
Daniel Johnson	-	-	-	-	-	-
Heston Kjerstad	-	4	-	-	4	-
Ramón Laureano	-	4	-	3	7	5 (2-3)
Jorge Mateo	-	-	-	-	-	1 (1-0)
Cedric Mullins	-	-	-	-	-	3 (1-2)
Ryan Noda	-	1	-	-	1	-
Ryan O'Hearn	-	-	-	-	-	-
Tyler O'Neill	1	3	-	1	5	1 (1-0)
Team Totals	1	15	1	8	25	12 (6-6)

2025 CATCHING BREAKDOWN							
	Errors	SB	Pick-offs				
Catcher	F-T-C	PB	CCS-ATT	1B-2B-3B	Inn.	ERA	W-L (GS)
Samuel Basallo	0-1-0	1	2-4	0-0-0	87.0	4.45	5-5
Maverick Handley	0-0-1	0	0-13	0-0-0	121.2	4.25	7-7
Alex Jackson	0-1-0	2	6-18	0-0-0	196.2	4.58	11-10
Adley Rutschman	0-2-0	1	10-46	0-1-1	538.1	4.68	29-33
Gary Sánchez	0-2-2	1	1-18	1-0-0	175.1	5.39	8-11
Jacob Stallings	0-1-0	2	3-12	0-0-0	97.0	3.62	4-7
Chadwick Tromp	0-1-0	1	0-2	0-0-0	39.0	5.77	2-3
Totals	0-8-3	8	22-113	1-1-1	1254.0	4.66	66-76

SCORING BY INNING											
	1	2	3	4	5	6	7	8	9	Extras	Totals
OPPONENTS	91	70	97	81	83	65	67	87	47	9	697
ORIOLES	63	65	91	51	72	69	83	77	31	16	618

2025 SCHEDULE

G#	DATE	OPP.	W-L	SCORE	WP/LP/SV	REC	POS	GA/GB	ATT.
1	3/27	at TOR	W	12-2	Eflin/Berrios	1-0	T-1 st	+0.5	40,734
2	3/28	at TOR	L	8-2	Gausman/Morton	1-1	T-3 rd	-0.5	26,289
3	3/29	at TOR	W	9-5	Kremer/Lovelyade	2-1	2 nd	-0.5	27,005
4	3/30	at TOR	L	3-1	Bassitt/Sugano/Hoffman	2-2	3 rd	-1.5	21,069
5	3/31	vs. BOS	W	8-5	Dominguez/Newcomb	3-2	3 rd	-1.0	45,002*
MARCH TOTALS: 3-2				TEAM ERA: 4.60		TEAM AVG: .305			
	4/1	OFF DAY				3-2	4 th	-1.0	
6	4/2	vs. BOS	L	3-0	Crochet/Eflin/Chapman	3-3	4 th	-1.5	18,146
7	4/3	vs. BOS	L	8-4	Kelly/Morton	3-4	T-4 th	-2.0	16,656
8	4/4	at KC	L	8-2	Lugo/Kremer	3-5	5 th	-2.5	14,196
9	4/5	at KC	W	8-1	Sugano/Wacha	4-5	5 th	-2.5	14,383
10	4/6	at KC	L	4-1	Bubic/Povich/Estévez	4-6	5 th	-2.5	19,098
11	4/7	at AZ	W	5-1	Eflin/Gallen	5-6	T-4 th	-1.5	20,333
12	4/8	at AZ	L	4-3	Kelly/Morton/Martinez	5-7	4 th	-2.0	23,843
13	4/9	at AZ	L	9-0	Pfaadt/Kremer	5-8	5 th	-2.5	22,411
	4/10	OFF DAY				5-8	5 th	-2.5	
	4/11	vs. TOR	**POSTPONED**		Rescheduled for 7/29 (DH)	5-8	5 th	-2.5	
14	4/12	vs. TOR	W	5-4	Baker/Francis/Bautista	6-8	T-4 th	-2.0	22,130
15	4/13	vs. TOR	L	7-6 (10)	Hoffman/Bowman	6-9	5 th	-2.5	27,193
	4/14	OFF DAY				6-9	5 th	-2.5	
16	4/15	vs. CLE	L	6-3	Allen/Morton/Clase	6-10	5 th	-3.5	14,203
17	4/16	vs. CLE	W	9-1	Kremer/Williams	7-10	5 th	-3.5	13,964
18	4/17	vs. CLE	W	6-2	Sugano/Bibee	8-10	4 th	-3.5	16,201
19	4/18	vs. CIN	L	8-3	Abbott/Povich	8-11	4 th	-4.5	42,587*
20	4/19	vs. CIN	W	9-5	Dominguez/Greene/Bautista	9-11	4 th	-3.5	28,534
21	4/20	vs. CIN	L	24-2	Rogers/Morton/Wynne	9-12	4 th	-4.5	19,053
	4/21	OFF DAY				9-12	4 th	-4.0	
22	4/22	at WSH	L	7-0	Parker/Kremer	9-13	4 th	-4.0	29,504
23	4/23	at WSH	L	4-3	López/Soto/Finnegan	9-14	5 th	-5.0	22,246
24	4/24	at WSH	W	2-1	Povich/Gore/Bautista	10-14	5 th	-4.5	23,058
	4/25	at DET	**POSTPONED**		Rescheduled for 4/26 (DH)	10-14	5 th	-4.0	
25	4/26-1	at DET	L	4-3	Mize/Young/Vest	10-15			28,509
26	4/26-2	at DET	L	6-2	Hurter/Morton	10-16	5 th	-5.0	21,422
27	4/27	at DET	L	7-0	Skubal/Kremer	10-17	5 th	-6.5	28,613
28	4/28	vs. NYY	W	4-3	Sugano/Warren/Bautista	11-17	5 th	-5.5	22,775
29	4/29	vs. NYY	L	15-3	Rodón/Gibson	11-18	5 th	-6.5	22,164
30	4/30	vs. NYY	W	5-4	Baker/Carrasco/Bautista	12-18	5 th	-5.5	22,381
APRIL TOTALS: 9-16				TEAM ERA: 5.64		TEAM AVG: .206			
	5/1	OFF DAY				12-18	5 th	-5.5	
31	5/2	vs. KC	W	3-0	Kremer/Wacha/Bautista	13-18	5 th	-5.5	26,364
32	5/3	vs. KC	L	4-0	Bubic/Sugano	13-19	5 th	-5.5	19,348
33	5/4	vs. KC	L	11-6	Zerpa/Cano	13-20	5 th	-5.5	31,956
	5/5	OFF DAY				13-20	5 th	-5.0	
34	5/6	at MIN	L	9-1	López/Povich	13-21	5 th	-6.0	19,779
35	5/7	at MIN	L	5-2	Coulombe/Morton/Duran	13-22	5 th	-7.0	16,417
36	5/8	at MIN	L	5-2	Jax/Cano/Duran	13-23	5 th	-7.5	17,410
37	5/9	at LAA	W	4-1	Sugano/Hendricks/Bautista	14-23	5 th	-7.5	30,778
38	5/10	at LAA	L	5-2	Kochanowicz/Gibson	14-24	5 th	-7.5	27,975
39	5/11	at LAA	W	7-3	Eflin/Ty. Anderson	15-24	5 th	-8.0	29,460
	5/12	OFF DAY				15-24	5 th	-8.0	
	5/13	vs. MIN	**POSTPONED**		Rescheduled for 5/14 (DH)	15-24	5 th	-7.5	
40	5/14-1	vs. MIN	L	6-3	Stewart/Kremer/Duran	15-25	5 th	-8.5	
41	5/14-2	vs. MIN	L	8-6	Funderburk/Cano/Sands	15-26	5 th	-9.0	10,169
42	5/15	vs. MIN	L	4-0	Paddack/Sugano	15-27	5 th	-9.5	30,926
43	5/16	vs. WSH	L	4-3	López/Bautista/Finnegan	15-28	5 th	-10.5	21,171
44	5/17	vs. WSH	L	10-6	Irvin/Gibson	15-29	5 th	-10.5	28,208
45	5/18	vs. WSH	L	10-4	Soroka/Eflin	15-30	5 th	-11.5	37,264
46	5/19	at MIL	L	5-4	Uribe/Cano/Megill	15-31	5 th	-12.0	22,319
47	5/20	at MIL	L	5-2	Henderson/McDermott/Uribe	15-32	5 th	-13.0	22,778
48	5/21	at MIL	W	8-4 (11)	Baker/Alexander	16-32	5 th	-13.0	30,554
	5/22	at BOS	**POSTPONED**		Rescheduled for 5/23 (DH)	16-32	5 th	-13.5	
49	5/23-1	at BOS	L	19-5	Whitlock/Dominguez	16-33	5 th	-14.0	31,150
	5/23-2	at BOS	**POSTPONED**		Rescheduled for 5/24 (DH)	16-33	5 th	-13.5	
50	5/24-1	at BOS	L	6-5 (10)	Weissert/Soto	16-34	5 th	-14.5	30,958
51	5/24-2	at BOS	W	2-1	Kittredge/Bernardino/Dominguez	17-34	5 th	-14.0	34,604
52	5/25	at BOS	W	5-1	Kremer/Buehler	18-34	5 th	-14.0	36,824
53	5/26	vs. STL	W	5-2	Morton/Fedde/Bautista	19-34	5 th	-14.0	21,717
54	5/27	vs. STL	L	7-4	Matz/Baker/Helsley	19-35	5 th	-15.0	13,779
55	5/28	vs. STL	L	6-4	King/Povich/Helsley	19-36	5 th	-16.0	14,491
	5/29	OFF DAY				19-36	5 th	-16.0	
56	5/30	vs. CWS	W	2-1	Eflin/Burke/Bautista	20-36	5 th	-15.0	22,108
57	5/31	vs. CWS	W	4-2	Kremer/Martin/Bautista	21-36	5 th	-14.0	23,470
MAY TOTALS: 9-18				TEAM ERA: 5.21		TEAM AVG: .250			
58	6/1	vs. CWS	W	3-2	Morton/Houser/Baker	22-36	5 th	-14.0	33,037
	6/2	OFF DAY				22-36	5 th	-14.0	
59	6/3	at SEA	W	5-1	Sugano/Kirby	23-36	5 th	-14.0	21,089
60	6/4	at SEA	W	3-2	Cano/Vargas/Bautista	24-36	5 th	-13.0	19,231
61	6/5	at SEA	W	4-3	Eflin/Woo/Baker	25-36	5 th	-13.0	27,887
62	6/6	at ATH	L	5-4	Sears/Kremer/Miller	25-37	5 th	-14.0	8,424
63	6/7	at ATH	W	7-4	Akin/Severino/Bautista	26-37	5 th	-13.0	9,185
64	6/8	at ATH	L	5-1	Newcomb/Sugano	26-38	5 th	-13.0	8,836
	6/9	OFF DAY				26-38	5 th	-13.0	
65	6/10	vs. DET	L	5-3	Lee/Povich/Vest	26-39	5 th	-14.0	20,291
66	6/11	vs. DET	W	10-1	Eflin/Mize	27-39	5 th	-14.0	18,630
67	6/12	vs. DET	L	4-1	Skubal/Kremer/Vest	27-40	5 th	-15.0	18,800
68	6/13	vs. LAA	W	2-0	Morton/Kochanowicz/Bautista	28-40	5 th	-14.0	20,204
69	6/14	vs. LAA	W	6-5	Akin/Anderson/Bautista	29-40	5 th	-13.0	26,313
70	6/15	vs. LAA	W	11-2	Povich/Kikuchi	30-40	5 th	-12.0	33,370
71	6/16	at TB	L	7-1	Pepiot/Eflin	30-41	5 th	-12.0	10,046
72	6/17	at TB	W	5-1	Kremer/Littell	31-41	5 th	-11.0	10,046
73	6/18	at TB	L	12-8	Montgomery/Kittredge	31-42	5 th	-11.0	10,046
74	6/19	at TB	W	4-1	Morton/Rasmussen/Bautista	32-42	5 th	-11.0	10,046
75	6/20	at NYY	W	5-3	Blewett/Weaver/Bautista	33-42	5 th	-10.0	47,034
76	6/21	at NYY	L	9-0	Schmidt/Eflin	33-43	5 th	-11.0	46,142
77	6/22	at NYY	L	4-2	Cruz/Baker/Williams	33-44	5 th	-12.0	45,571
78	6/23	vs. TEX	W	6-0	Rogers/Corbin	34-44	5 th	-11.0	13,929
79	6/24	vs. TEX	L	6-5 (10)	Jackson/Dominguez/Garcia	34-45	5 th	-11.0	16,909
80	6/25	vs. TEX	L	7-0	deGrom/Young	34-46	5 th	-12.0	22,828
	6/26	OFF DAY				34-46	5 th	-12.0	
81	6/27	vs. TB	W	22-8	Sugano/Orze	35-46	5 th	-12.0	20,047
82	6/28	vs. TB	L	11-3	Littell/Eflin	35-47	5 th	-12.0	30,491
83	6/29	vs. TB	W	5-1	Kremer/Bradley	36-47	5 th	-12.0	19,226
84	6/30	at TEX	W	10-6 (10)	Akin/Milner	37-47	5 th	-11.0	27,420
JUNE TOTALS: 16-11				TEAM ERA: 4.05		TEAM AVG: .253			
85	7/1	at TEX	L	10-2	deGrom/Young/Latz	37-48	5 th	-11.0	30,933
86	7/2	at TEX	L	6-0	Eovaldi/Sugano/Dunning	37-49	5 th	-11.0	27,636
	7/3	OFF DAY				37-49	5 th	-11.5	
87	7/4	at ATL	W	3-2	Morton/Strider/Bautista	38-49	5 th	-11.5	40,249
88	7/5	at ATL	W	9-6 (10)	Bautista/Montero/Cano	39-49	5 th	-11.5	37,170
89	7/6	at ATL	W	2-1	Rogers/Holmes/Dominguez	40-49	5 th	-11.5	34,012
	7/7	OFF DAY				40-49	5 th	-12.0	
90	7/8	vs. NYM	L	7-6 (10)	Díaz/Cano/Brazobán	40-50	5 th	-13.0	35,200
	7/9	vs. NYM	**POSTPONED**		Rescheduled for 7/10 (DH)	40-50	5 th	-12.5	
91	7/10-1	vs. NYM	W	3-1	Wolfgram/Staneek/Bautista	41-50	5 th	-12.0	25,262
92	7/10-2	vs. NYM	W	7-3	Sugano/Hagenman	42-50	5 th	-11.5	17,961
93	7/11	vs. MIA	W	5-2	Kremer/Cabrera	43-50	5 th	-11.5	22,213
94	7/12	vs. MIA	L	6-0	Junk/Rogers	43-51	5 th	-11.5	34,332
95	7/13	vs. MIA	L	11-1	Pérez/Young	43-52	5 th	-11.5	17,759

7/14	Home Run Derby (Trust Park - Atlanta, GA)									
7/15	MLB All-Star Game (Trust Park - Atlanta, GA)									
7/16-17 All-Star Break										
96	7/18	at TB	L	11-1	Bradley/Morton	43-53	5 th	-12.5	10,046	
97	7/19	at TB	L	4-3	Uceta/Domínguez/Fairbanks	43-54	5 th	-13.5	10,046	
98	7/20	at TB	W	5-3	Rogers/Pepiot/Bautista	44-54	5 th	-13.5	9,195	
99	7/21	at CLE	L	10-5	Bibee/Selby	44-55	5 th	-14.5	21,748	
100	7/22	at CLE	L	6-3	Cantillo/Young/Clase	44-56	5 th	-14.5	22,714	
101	7/23	at CLE	L	3-2	Gaddis/Selby/Clase	44-57	5 th	-15.5	30,476	
102	7/24	at CLE	W	4-3	Morton/Allen/Soto	45-57	5 th	-15.5	26,223	
103	7/25	vs. COL	L	6-5	Bird/Kittredge/Halvorsen	45-58	5 th	-16.5	25,090	
104	7/26	vs. COL	W	18-0	Rogers/Senzatela	46-58	5 th	-16.5	20,188	
105	7/27	vs. COL	W	5-1	Sugano/Gomber	47-58	5 th	-15.5	16,407	
106	7/28	vs. TOR	W	11-4	Martin/Bassitt	48-58	5 th	-14.5	20,176	
107	7/29-1	vs. TOR	W	16-4	Morton/Lucas	49-58	5 th	-13.5	16,194	
108	7/29-2	vs. TOR	W	3-2	Kittredge/Hoffman/Martin	50-58	5 th	-12.5	14,929	
109	7/30	vs. TOR	L	9-8	Fluharty/Cano/Hoffman	50-59	5 th	-13.5	17,049	
JULY TOTALS: 13-12				TEAM ERA: 4.79			TEAM AVG: .257			
110	8/1	at CHC	L	1-0	Horton/Rogers/Palencia	50-60	5 th	-13.5	40,520	
111	8/2	at CHC	W	4-3	Wolfram/Thielbar/Akin	51-60	5 th	-13.5	40,781	
112	8/3	at CHC	L	5-3	Palencia/Akin	51-61	5 th	-13.5	39,430	
113	8/4	at PHI	L	13-3	Luzardo/Povich	51-62	5 th	-14.5	41,099	
114	8/5	at PHI	L	5-0	Walker/Kremer	51-63	5 th	-15.5	43,660	
115	8/6	at PHI	W	5-1	Rogers/Suárez	52-63	5 th	-15.5	42,030	
8/7		OFF DAY				52-63	5 th	-15.5		
116	8/8	vs. ATH	W	3-2	Sugano/Ginn/Akin	53-63	5 th	-14.5	20,796	
117	8/9	vs. ATH	L	11-3	Perkins/Young	53-64	5 th	-14.5	30,078	
118	8/10	vs. ATH	L	3-2	Alvarado/Akin	53-65	5 th	-15.5	23,183	
8/11		OFF DAY				53-65	5 th	-15.5		
119	8/12	vs. SEA	L	1-0	Kirby/Kremer/Muñoz	53-66	5 th	-16.5	19,356	
120	8/13	vs. SEA	W	4-3	Akin/Brash	54-66	5 th	-15.5	17,290	
121	8/14	vs. SEA	W	5-3	Sugano/Evans/Enns	55-66	5 th	-15.5	14,083	
122	8/15	at HOU	W	7-0	Young/Valdez	56-66	5 th	-15.5	33,654	
123	8/16	at HOU	L	5-4 (12)	De Los Santos/Akin	56-67	5 th	-16.5	37,641	
124	8/17	at HOU	W	12-0	Kremer/Javier	57-67	5 th	-15.5	36,411	
125	8/18	at BOS	W	6-3	Rogers/May	58-67	5 th	-14.5	36,961	
126	8/19	at BOS	W	4-3 (11)	Cano/Whitlock/Martin	59-67	5 th	-14.0	37,435	
8/20		OFF DAY				59-67	5 th	-14.0		
127	8/21	vs. HOU	L	7-2	Alexander/Young	59-68	5 th	-14.5	18,061	
128	8/22	vs. HOU	L	10-7	Okert/Povich/Abreu	59-69	5 th	-15.5	24,224	
129	8/23	vs. HOU	L	9-8	Blubaugh/Enns/Abreu	59-70	5 th	-16.5	30,159	
130	8/24	vs. HOU	W	3-2	Rogers/Arrighetti/Akin	60-70	5 th	-15.5	19,746	
131	8/25	vs. BOS	L	4-3	Fitts/Sugano/Chapman	60-71	5 th	-16.5	15,740	
132	8/26	vs. BOS	L	5-0	Giolito/Bradish	60-72	5 th	-16.5	14,776	
133	8/27	vs. BOS	L	3-2	Weissert/Akin/Chapman	60-73	5 th	-17.5	16,790	
134	8/28	vs. BOS	L	3-2	Hicks/Garcia/Matz	60-74	5 th	-18.0	15,374	
135	8/29	at SF	L	15-8	Bivens/Kremer	60-75	5 th	-18.0	40,043	
136	8/30	at SF	W	11-1	Rogers/Seymour	61-75	5 th	-17.0	37,711	
137	8/31	at SF	L	13-2	Verlander/Sugano/Bivens	61-76	5 th	-18.0	39,220	
AUGUST TOTALS: 11-17				TEAM ERA: 4.13			TEAM AVG: .228			
138	9/1	at SD	W	4-3	Enns/Adam/Akin	62-76	5 th	-17.0	45,586	
139	9/2	at SD	W	6-2	Wells/Darvish	63-76	5 th	-17.0	42,536	
140	9/3	at SD	W	7-5	Povich/Cortes/Cano	64-76	5 th	-17.0	35,019	
9/4		OFF DAY				64-76	5 th	-17.0		
141	9/5	vs. LAD	W	2-1	Cano/Scott	65-76	5 th	-17.0	25,481	
142	9/6	vs. LAD	W	4-3	Suárez/Treinen	66-76	5 th	-16.0	42,612*	
9/7		vs. LAD 1:35 PM			MASN					
9/8		OFF DAY								
144	9/9	vs. PIT	6:35 PM	MASN						
145	9/10	vs. PIT	6:35 PM	MASN						
146	9/11	vs. PIT	1:05 PM	MASN						
147	9/12	at TOR	7:07 PM	MASN2						
148	9/13	at TOR	3:07 PM	MASN2						
149	9/14	at TOR	1:37 PM	MASN2						
150	9/15	at CWS	7:40 PM	MASN2						
151	9/16	at CWS	7:40 PM	MASN2						
152	9/17	at CWS	2:10 PM	MASN2						
153	9/18	vs. NYY	7:15 PM	FOX						
154	9/19	vs. NYY	7:05 PM	MASN						
155	9/20	vs. NYY	7:05 PM	MASN						
156	9/21	vs. NYY	1:35 PM	MASN						
9/22		OFF DAY								
157	9/23	vs. TB	6:35 PM	MASN2						
158	9/24	vs. TB	6:35 PM	MASN2 FS1*						
159	9/25	vs. TB	1:05 PM	MASN						
160	9/26	at NYY	7:05 PM	MASN						
161	9/27	at NYY	1:05 PM	MASN						
162	9/28	at NYY	3:05 PM	MASN						
SEPTEMBER TOTALS: 5-0				TEAM ERA: 2.60			TEAM AVG: .223			
*Indicates home sellout										
^Indicates out-of-market broadcast										
Pitchers in CAPS indicates complete game										
All times listed are Eastern										
MASN and MASN2 games can also be streamed locally via MASN+										
All games broadcast on the Orioles Radio Network and 98 Rock 97.9 FM/HD2 & WBAL NewsRadio 1090 AM/101.5 FM										
<div><div></div><div></div></div> <div><div></div><div></div></div>										
DELAYS & POSTPONEMENTS										
DATE	OPPONENT (Reason)				TIME (Delay)		RESULT			
9/6	vs. LAD (inclement weather)				0:20 (pregame)		W, 4-3			
8/14	vs. SEA (rain)				2:18 (top 6 th)		W, 5-3			
8/13	vs. SEA (inclement weather)				1:40 (pregame)		W, 4-3			
7/27	vs. COL (inclement weather)				0:28 (pregame)		W, 5-1			
7/20	at TB (rain)				2:36 (top 7 th)		W, 5-3			
7/23	vs. MIA (inclement weather)				1:38 (pregame)		L, 11-1			
7/9	vs. NYM (inclement weather)				Postponed		Rescheduled for a DH on 7/10			
7/8	vs. NYM (inclement weather)				0:46 (pregame)		L, 7-6			
6/19	at TB (inclement weather)				0:10 (pregame)		W, 4-1			
6/13	vs. LAA (rain)				2:16 (pregame, bottom 5 th)		W, 2-0			
5/28	vs. STL (rain)				0:31 (pregame)		L, 6-4			
5/24 (G1)	at BOS (rain)				0:26 (pregame)		L, 6-5			
5/23 (G2)	at BOS (rain)				Postponed		Rescheduled for a DH on 5/24			
5/22	at BOS (rain)				Postponed		Rescheduled for a DH on 5/23			
5/16	vs. WSH (inclement weather)				0:12 (pregame)		L, 4-3			
5/13	vs. MIN (inclement weather)				Postponed		Rescheduled for a DH on 5/14			
5/3	vs. KC (rain)				0:57 (top 2 nd)		L, 4-0			
4/25	at DET (inclement weather)				Postponed		Rescheduled for a DH on 4/26			
4/11	vs. TOR (rain)				Postponed		Rescheduled for a DH on 7/29			
TOTAL TIME OF DELAYS: 14:18										
COLDEST GAME TIME TEMPERATURE: 45 degrees, April 5 at Kansas City (W, 8-1)										
WARMEST GAME TIME TEMPERATURE: 100 degrees, 2x, last: June 24 vs. Texas (L, 6-5 [10])										