

BALTIMORE ORIOLES (13-21) at MINNESOTA TWINS (16-20)

RHP Charlie Morton (0-6, 9.76) vs. RHP Simeon Woods Richardson (2-2, 4.03)

Wednesday, May 7, 2025 • 7:40 p.m. ET • Target Field • Minneapolis, MN

TV: MASN • Radio: 98 Rock 97.9 FM/HD2 & WBAL NewsRadio 1090 AM/101.5 FM

Game No. 35

Road Game No. 18

O's AT A GLANCE	
Overall	13-21
Home	8-9
Road	5-12
Day	6-9
Night	7-12
Current Streak	1-3
Last 5 Games	2-3
Last 10 Games	3-7
March	3-2
April	9-16
May	1-3
June	-
July	-
August	-
September	-
vs. LHSP	2-9
vs. RHSP	11-12
Series Opener	6-6
Series Opener at Home	4-2
Series Opener on Road	2-4
By Series	2-7-2
By Home Series	2-3-1
By Road Series	0-4-1
Rubber Games	2-5
Sweeps/Were Swept	0-1
Scored First	9-6
Opponent Scored First	4-15
1-run games	4-4
Comeback Wins	6-8
Last AB Wins	0-2
Walkoff Wins	-
Extra Innings	0-1
Led After 6	12-1
Led After 7	13-1
Led After 8	13-0
Tied After 6	1-1
Tied After 7	-
Tied After 8	0-1
Behind After 6	0-19
Behind After 7	0-20
Behind After 8	0-20
vs. AL Teams	10-15
vs. AL East	6-6
vs. AL Central	4-9
vs. AL West	-
vs. NL Teams	3-6
vs. NL East	1-2
vs. NL Central	1-2
vs. NL West	1-2
Hit 0 HR	3-12
Hit 1+ HR	10-9
Hit 2+ HR	7-4
Scored 3 or Fewer Runs	2-18
Scored 4 or More Runs	11-3
Allowed 3 or Fewer Runs	8-2
Allowed 4 or More Runs	5-19
More Hits than Opponent	7-3
Fewer Hits than Opponent	5-17
Committed No Errors	7-10
Committed 1 or More Errors	6-11
Starter Goes at least 5 inn	9-10
Starter Goes at least 6 inn	5-5
Starter Goes at least 7 inn	2-1

BIRDLAND BITES: Baltimore continues its six-game, six-day road trip through Minnesota (0-1, 2 to play) and Los Angeles-AL (3 to play) tonight at Target Field...The O's and Twins will meet five times in the next nine days, as Minnesota travels to Camden Yards from May 13-15...The Birds are 6.0 games behind the AL East-leading Yankees, while their -63 run differential is second worst in baseball ahead of only the Rockies (-89).

👤 Last night, Baltimore was held to three hits, marking its fourth game of the campaign with three or fewer hits...It marked the first time the Birds were held to three or fewer hits in Minnesota since June 11, 2006 (also 3 H).

👤 Oriole hitters struck out a season-high 17 times in yesterday's 9-1 defeat, marking their highest total since May 14, 2023 vs. Pittsburgh (also 17 K).

👤 Birds pitching has permitted multiple homers in five of their last six games (20 HR overall)...It marks their most long balls allowed in a six-game period since September 1 (G1)-16, 2021 (also 20 HR).

👤 **Jackson Holliday** extended his career-best hitting streak to six games, slashing .421/.421/.737 (8-for-19) with two homers and three RBI during that stretch.

GUNNAR GETTING GOING: **Gunnar Henderson** has reached base safely in each of his last 12 games, slashing .304/.360/.435 (14-for-46) with three doubles and one home run...He has drawn a walk in back-to-back games for the first time since September 22-24, 2024, having not done so in three straight since September 1-3, 2024...Last night, saw his season-best nine-game hitting streak come to an end.

👤 Henderson's 95.4 mph average exit velocity ranks fifth in the majors behind LAD's Shohei Ohtani (96.7), PIT's Oneil Cuz (96.0), NYY's Aaron Judge (95.6), and BOS' Rafael Devers (95.4).

👤 His eight multi-hit games are tied with **Ryan O'Hearn** for the team lead, despite missing the first seven games of the season due to injury.

STREAKS ARE MEANT TO BE BROKEN: **Charlie Morton** is on a career-high nine-decision losing streak since September 9, 2024...It is the second-longest active skid in MLB, trailing only WSH's Michael Soroka (11 G, pitching today)...He has failed to reach the 6.0-inning mark in six straight starts dating to September 29, 2024, his longest streak since September 14, 2022-April 8, 2023 (also 6 G).

👤 Morton is one of four pitchers in club history (since 1954) to lose at least each of their first five starts of season, joining **Mike Boddicker** (8 G, 1988), **Mark Thurmond** (6 G, 1988), and **Scott Erickson** (5 G, 1999).

TURN AROUND TIME: Baltimore's 5.49 ERA is second highest in MLB, ahead of only the Marlins (5.74)...It marks the O's fifth-highest ERA through 34 games in club history (since 1954), including the highest since the 2019 O's (5.71).

👤 The Birds have permitted an MLB-high 338 hits, marking the fifth-most hits allowed through 34 games in team history, including the most since 2009 (359 H).

👤 Baltimore has allowed 10+ hits in 17 games, the second-highest figure in MLB behind only Colorado (21 G).

THE RIGHT ANSWER: The Birds are hitting .244 with a .758 OPS against right-handed pitching, compared to .177 with a .497 OPS against southpaws...Both figures against lefties signal the lowest marks in MLB.

👤 Baltimore's .774 OPS against righties is sixth highest in the majors and third in the AL behind New York-AL (.758) and Seattle (.770).

👤 The O's have an MLB-best .864 OPS against right-handed starters, slashing .277/.337/.527 (126-for-455) with 29 homers, compared to .195/.268/.331 (59-for-302) with nine long balls and a .599 OPS off right-handed relievers.

ROAD WOES: The Birds are 1-8 in their last nine away games, having been outscored 51-14 (-37) during that stretch...They have scored three runs or fewer in nine straight road games, the second-longest single-season streak in franchise history behind an 11-game stretch from April 25 (G1)-May 23 (G2), 1954.

CREATING SEPARATION: The O's have suffered 10 losses by 5+ runs, tied with the Angels for the most in MLB...Each of Baltimore's last six losses have been by 4+ runs.

👤 The Birds own a 6.26 ERA from innings 1-3, the second-highest mark in the majors ahead of only the Marlins (6.34)...From innings 4-6, their 4.85 ERA is fourth highest in MLB, while their 5.34 ERA from the seventh and later is third highest.

RISPY BUISNESS: The Orioles are batting .123/.198/.369 (13-for-106) with runners in scoring position over the last 14 games since April 20...Their .191 RISP average overall is the lowest in MLB, with the next closest teams being the Rockies (.200) and White Sox (.204)...The 1988 Orioles are responsible for the lowest RISP average in franchise history (.217).

👤 In 13 wins this season, Baltimore is 33-for-108 (.306) with runners in scoring position, compared to 12-for-127 (.094) in 21 defeats.

MAGIC NUMBER: The O's are 11-3 when scoring at least four runs this season with 10 of those victories featuring at least five runs...Baltimore is 2-18 when plating three or fewer runs and 2-27 in those situations since September 7, 2024.

👤 Since 2024, Baltimore is 91-22 (.805) when scoring four or more runs, fifth best in the majors behind the Padres (94-16, .855), Guardians (93-16, .853) and Astros/Mariners (both 87-21, .806)...During that same time, the Birds are 13-70 (.157) when scoring three runs or fewer, tied for the third-worst mark in the AL with the Red Sox (also 13-70), ahead of the White Sox (13-116, .101) and Twins (13-75, .148).

BOTTOMS UP: Oriole pitching has allowed an MLB-worst .291 average with 12 home runs to opposing seven through nine-hole hitters, with the next closest clubs being the Nationals (.288) and Rockies (.282)...The 12 long balls are tied for fifth most in the majors.

LAND OF 10,000 LAKES: Baltimore and Minnesota continue their six-game season series tonight...Prior to last night's loss, the O's had won 10 straight games against Minnesota since July 2, 2023, the second-longest winning streak over the Twins in franchise history behind a 12-game run from July 21 (G2), 1980-May 17, 1981.

👤 Orioles Major League Coach **Buck Britton** spent one year in the Twins organization (2016), playing in 73 games for Triple-A Rochester.

👤 Baltimore Assistant Hitting Coach/Upper Level Hitting Coordinator **Sherman Johnson Jr.**

O's vs. TWINS	
Current Streak	L1
2025 Record	0-1
at Oriole Park at Camden Yards	0-0
at Target Field	0-1
All-Time (since 1961)	347-312
at Home	184-145
on Road	163-167
2025 Schedule	
Date	Score
5/6	L, 9-1
5/7	7:40 p.m. ET
5/8	1:10 p.m. ET
5/13	6:35 p.m. ET
5/14	6:35 p.m. ET
5/15	12:35 p.m. ET
Indicates Home	

O's ON THE ROAD	
Record	5-12
Team AVG/OBP/SLG	.209/.285/.316
Fielding Errors	11
Team ERA	4.79 (75 ER/141.0 IP)
Starters ERA	5.17 (50 ER/87.0 IP)
Bullpen ERA	4.17 (25 ER/54.0 IP)
Saves/Opps	1/1
Best Road Trip	.500 (2-2), 3/27-30
Worst Road Trip	.167 (1-5), 4/22-27

HARD-HITTING MATERIAL	
Hard Hit Percent Leaders, MLB	
1. Boston Red Sox.....	47.7%
2. New York Yankees	46.3%
3. New York Mets	45.8%
4. Philadelphia Phillies	44.5%
5. Baltimore Orioles	44.1%

WALKING IT OUT	
Active Streaks with a Walk, MLB	
Baltimore Orioles.....	112 G
New York Mets	65 G
Atlanta Braves	57 G
San Diego Padres.....	57 G
Toronto Blue Jays.....	45 G

UPCOMING MILESTONES	
Dylan Carlson	7 R shy of 200
Gunnar Henderson	3 RBI shy of 200
Jorge Mateo	4 SB shy of 100
Cedric Mullins	1 RBI shy of 300

THIS DATE IN O'S HISTORY	
May 7, 1992 - The Orioles trail Minnesota, 4-1, in the bottom of the 9 th inning, but Minnesota's Rick Aguilera cannot hold the lead. After five straight batters reach base to start the 9 th , Chito Martinez's ground out scores the tying run. Aguilera walks Cal Ripken, Jr. intentionally to reload the bases, then uncorks a wild pitch with Mike Devereaux at the plate that scores Joe Orsulak with the winning run.	

UPCOMING SCHEDULE					
DATE	OPPONENT	TIME	ORIOLES STARTER	OPPONENT STARTER	TV
May 8	at Minnesota	1:10 p.m. ET	RHP Dean Kremer (3-4, 5.73)	RHP Joe Ryan (2-2, 2.93)	MASN
MASN and MASN2 games can also be streamed locally via MASN+ ...All games broadcast on the Orioles Radio Network and 98 Rock 97.9 FM/HD2 & WBAL NewsRadio 1090 AM/101.5 FM					

#50CHARLIE MORTONRHP



0-6, 9.76 ERA

HT: 6-5WT: 215
DOB: 11/12/83Age: 41
Bats: RThrows: R

PITCH TYPE (2025)	USAGE	AVG. VELOCITY
Curveball	34.5%	81.0 mph
Fastball	32.6%	93.7 mph
Sinker	11.8%	93.5 mph
Changeup	10.9%	87.3 mph
Cutter	10.2%	88.2 mph

QUICK HITS: Morton is set to make his sixth start (ninth appearance) of the season and the fifth of his career against Minnesota...His last three appearances have been out of the bullpen after having one career regular season outing and one Postseason game in relief in his career entering 2025...Morton's 31 runs allowed lead all AL pitchers and rank second in MLB behind COL's Germán Márquez (35)...His six losses are tied with Márquez for the most in MLB...His 10.89 ERA as a starter is the worst by an Oriole through his first five starts of the year since Ty Blach in 2019 (11.32)...At 41 years, 142 days old in his home debut, became the oldest Orioles pitcher to record 10 strikeouts in a game in franchise history (since 1954), per [@SlangsOnSports](#)...Signed a one-year contract with the Orioles on January 3, 2025...Made 30 starts with the Braves in 2024, going 8-10 with a 4.19 ERA (77 ER/165.1 IP) on 154 hits (23 HR), 85 total runs, 65 walks, and 18 hit batters with 167 strikeouts...Was on Atlanta's NLWC roster, but did not appear in a game.

LAST START: Was dealt his fifth consecutive loss on April 20 vs. Cincinnati after allowing a season-high seven runs on seven hits (1 HR) and four walks with two strikeouts in a season-low 2.1 innings, his shortest start since September 22, 2023 at Washington with Atlanta (1.0 IP)...Exited with a runner on, who came around to score...Six of his seven runs allowed scored in the third inning...Has received losing decisions in each of his first five starts of the season for the second time in his career (2010, also five)...Threw 68 pitches, 36 strikes, both season lows.

BACK ON THE MOUND: Morton is set to make his first start since April 20 after being transferred to the bullpen...In his last time out of the pen on April 4 vs. Kansas City, he allowed two runs on three hits (1 HR) in 1.0 inning...Holds a 6.43 ERA (5 ER/7.0 IP) as a reliever compared to 10.89 (25 ER/20.1 IP) when starting.

TWINNEM: Has made four career starts opposite Minnesota, going 2-1 with a 4.50 ERA (12 ER/24.0 IP) on 21 hits (1 HR), 10 walks, and one hit batter with 28 strikeouts... Was dealt his sole career loss against the Twins in his last start on June 26, 2019 at Target Field (w/TB)...Allowed five runs (3 ER) on eight hits and one walk with seven strikeouts in 6.1 innings.
👉 Has recorded a quality start in his last two outings against the Twins, allowing five earned runs across 13.1 innings.
👉 His teams have gone 3-1 with a 38-19 run differential through his four starts against the AL Central foe.

WALK THIS WAY: Has issued at least one walk in 18 straight starts dating to July 20, 2024 (G1)...The 18-game stretch is the eighth-longest active streak among MLB starters and the longest stretch of Morton's career since a 58-gamer from June 28, 2022-June 2, 2024 (148 total BB)...His 21 total walks on the year lead the AL and are tied for second most in MLB, only behind SD's Randy Vásquez (24).

BEHIND THE CURVE: Opponents are slashing .333/409/611 (12-for-36) with two doubles, one triple, and two home runs off Morton's curveball this season...However, since being moved to the bullpen, opponents have slashed .182/.182/.182 (2-for-11) with no extra-base hits on the pitch through three appearances.
👉 In 2024, Morton limited opponents to a .200 (55-for-275) average on the offering while producing a 34.2 percent whiff rate...Of his 167 strikeouts last season, 102 came on the curveball (61.1%).

FOUR-GET ABOUT IT: Has allowed four or more runs in a career-high seven consecutive starts (33 total R) dating back to September 20, 2024...It is the longest active stretch in the majors and the first such streak since Kansas City's Jordan Lyles' 10-gamer from April 6 to May 26, 2023 (53 total R)...Morton has not tossed a scoreless outing since June 28, 2024 vs. Pittsburgh (23 G/20 GS).

LIKE FINE WINE: In his Orioles debut, at 41 years, 136 days old, Morton became the oldest pitcher in franchise history to start a game for the Orioles, surpassing Orlando Peña (39y, 177d) on May 13, 1973 (G1) at New York-AL...The oldest pitcher to ever appear in a game in club history is Jesse Orosco (42y, 160d) on September 28, 1999 at New York-AL.

UPS AND DOWNS: His 3.97 run support average in 2024 was the sixth lowest in MLB (min. 120.0 IP) behind Pittsburgh's Luis Ortiz (3.32), Pittsburgh's Jared Jones (3.48), Washington's Patrick Corbin (3.50), Cincinnati's Hunter Greene (3.89), and St. Louis' Andre Pallante (3.93).
👉 Since 2023, Morton is 19-5 with a 3.33 ERA (69 ER/186.1 IP) when receiving three runs or more of support, compared to 3-23 with a 5.51 ERA (104 ER/170.0 IP) when receiving two runs or fewer.

2025 & CAREER SPLITS

2025							CAREER						
	W-L	ERA	G/S	IP	ER		W-L	ERA	G/S	IP	ER		
Home	0-3	10.91	5/3	15.2	19		76-60	3.58	200/197	1122.2	446		
Road	0-3	8.25	3/2	12.0	11		62-69	4.65	191/190	1030.2	532		
Day	0-2	15.12	3/2	8.1	14		30-53	4.97	124/122	649.2	359		
Night	0-4	7.45	5/3	19.1	17		108-76	3.70	267/265	1503.2	619		
	AVG	AB	H	HR	BB	K	AVG	AB	H	HR	BB	K	
vs. Left	.295	61	18	4	16	13	.255	3855	982	115	460	1105	
vs. Right	.386	57	22	3	5	13	.246	4271	1049	95	348	968	
TOTALS	.339	118	40	7	21	26	.250	8126	2031	210	808	2073	

RUN SUPPORT (as starter in '25)

0 Runs	1
1 Run	1
2 Runs	2
3 Runs	1
4 Runs	--
5 Runs	--
6 Runs	--
7 Runs	--
8 Runs	--
9 Runs	--
10+ Runs	--
Total	8
RSA/9	3.48

RUNS ALLOWED BY INNING ('25)

1 st	3
2 nd	3
3 rd	11
4 th	5
5 th	5
6 th	1
7 th	1
8 th	2
9 th	--
Total	31

MISCELLANEOUS 2025 STATS

WHIP	2.20
K/9	8.46
BB/9	6.83
QS	0
#P/IP	20.5
Opponents	
AVG:	.339
OBP:	.431
SLG:	.585
OPS:	1.016

2025 HIGHS

Innings: 5.0, 3x, last: 4/15 vs. CLE
Hits: 7, 3x, last: 4/20 vs. CIN
Runs: 7, 4/20 vs. CIN
Earned Runs: 7, 4/20 vs. CIN
Strikeouts: 10, 4/3 vs. BOS
Walks: 5, 4/8 at AZ
Home Runs: 2, 4/3 vs. BOS
Winning Streak: --
Losing Streak: 6, 3/28-pres.
Shortest Start: 2.1 IP, 4/20 vs. CIN
Pitches Thrown: 98, 4/3 vs. BOS
Low-Hit CG: --

CAREER HIGHS

Innings: 9.0, 3x, last: 5/18/11 at CIN
Hits: 12, 5/27/24 vs. WSH
Runs: 10, 8/14/09 at CHC
Earned Runs: 10, 8/14/09 at CHC
Strikeouts: 14, 5/12/18 vs. TEX
Walks: 7, 8/11/23 at NYM
Home Runs: 4, 8/8/24 vs. MIL
Winning Streak: 6, 9/16/14-6/16/15
Losing Streak: 6, 2x, last: 3/28/25-pres.
Shortest Start: 0.2 IP, 2x, last: 5/7/21 vs. PHI
Pitches Thrown: 119, 9/30/09 at CHC
Low-Hit CG: 4, 9/30/09 at CHC

MORTON vs. MIN

PLAYER	AVG	AB	H	HR	RBI
Bader	.000	4	0	0	0
Bride	.200	5	1	0	1
Buxton	.333	3	1	0	0
Castro	—	—	—	—	—
Clemens	.667	3	2	0	0
Correa	—	—	—	—	—
France	.500	6	3	0	1
Jeffers	—	—	—	—	—
Keirseý Jr.	—	—	—	—	—
Larnach	—	—	—	—	—
Lee	—	—	—	—	—
Lewis	—	—	—	—	—
Vásquez	.150	20	3	1	2

WOODS RICHARDSON vs. BAL

PLAYER	AVG	AB	H	HR	RBI
Carlson	1.000	1	1	0	2
Handley	—	—	—	—	—
Henderson	—	—	—	—	—
Holliday	—	—	—	—	—
Kjerstad	—	—	—	—	—
Laureano	.250	4	1	0	0
Mateo	—	—	—	—	—
Mayo	—	—	—	—	—
Mountcastle	—	—	—	—	—
Mullins	—	—	—	—	—
O'Hearn	—	—	—	—	—
Rivera	—	—	—	—	—
Rutschman	—	—	—	—	—

MORTON'S 2025 GAMES

DATE	OPP	SCORE	WHEN LEFT	DEC	IP	H	R	ER	BB	K	HR	PIT	STR
3/28	at TOR	2-8	2-4	L	3.1	7	4	4	1	3	0	80	48
4/3	vs. BOS	4-8	3-5	L	5.0	6	5	5	2	10	2	98	63
4/8	at AZ	3-4	2-4	L	5.0	4	4	4	5	4	1	87	51
4/15	vs. CLE	3-6	0-4	L	5.0	7	5	5	3	2	1	88	50
4/20	vs. CIN	2-24	1-6	L	2.1	7	7	7	4	2	1	68	36
4/26 (G2)	at DET	2-6	2-3	L	3.2	3	3	3	5	3	1	80	42
4/29	vs. NYY	3-15	2-13	ND	2.1	3	1	0	1	2	0	43	28
5/4	vs. KC	6-11	6-9	ND	1.0	3	2	2	0	0	1	24	15
TOTALS				0-6	27.2	40	31	30	21	25	7	568	333 (58.6%)

*Italics indicate relief appearance

TOMORROW'S STARTER: RHP DEAN KREMER (3-4, 5.73)

LAST TIME OUT: Made his seventh start of the season on May 2 vs. Kansas City...Earned the win, snapping a two-game losing streak after tossing 7.0 scoreless innings on a season-low three hits and one walk with two strikeouts...Marked his third career scoreless start of 7.0+ innings (last: 9/23/22 vs. HOU, 9.0 IP CG).

vs. MINNESOTA: Has made two career starts against the Twins...Is 0-2 with a 15.43 ERA (12 ER/7.0 IP) against the club...His last start came on April 30, 2023 at Oriole Park, when Kremer allowed a career-high-tying seven earned runs on seven hits (2 HR), two walks, and one hit batter with five strikeouts in 3.0 innings.



PITCHER	LAST OUTING	DEC.	IP	H	R	ER	BB	K	RETIRED/1 ST BF	IR/SCORED	SV/OPP	INNINGS-HIGH	STRIKEOUTS-HIGH
Akin	5/4 vs. KC	ND	1.0	1	0	0	0	1	10/15	3/0	--	2.0 (4/5 at KC)	3 (2x, last: 4/30 vs. NYY)
Baker	5/4 vs. KC	ND	1.0	3	2	2	0	0	10/15	9/1	--	1.2 (3/30 at TOR)	4 (3/30 at TOR)
Bautista	5/2 vs. KC	SV	1.0	0	0	0	0	1	8/10	2/0	6/6	1.0 (10x, last: 5/2 vs. KC)	3 (3/29 at TOR)
Bowman	5/6 at MIN	ND	0.2	3	2	2	0	1	11/15	5/2	--	2.0 (4/3 vs. BOS)	2 (2x, last: 4/29 vs. NYY)
Cano	5/4 vs. KC	L	1.0	3	2	2	0	1	9/13	6/3	0/1	1.1 (4/13 vs. TOR)	2 (2x, last: 4/7 at AZ)
Domínguez	5/3 vs. KC	ND	0.2	3	2	2	0	0	7/12	8/0	--	1.1 (2x, last: 4/26 [G2] at DET)	2 (4/4 at KC)
Pérez	5/6 at MIN	ND	0.1	0	2	1	1	1	6/13	6/3	--	2.0 (2x, last: 4/20 vs. CIN)	3 (3x, last: 4/26 [G1] at DET)
Soto	5/6 at MIN	ND	1.0	1	0	0	0	1	9/14	6/0	--	1.2 (4/4 at KC)	3 (2x, last: 4/2 vs. BOS)
2025 TOTALS	5.21 ERA	4-4	126.0	144	80	73	60	125	78/120	52/13	6/7	3.2 (Morton, 4/26 [G2] at DET)	4 (Baker, 3/30 at TOR)

45 • KEEGAN AKIN • LHP

0-0 • 2.81 ERA • 16 G (1 GS)

WHIP: 1.31

K/9: 10.13

BB/9: 4.50

vs. ALL: .220 (13-for-59)

vs. LHB: .269 (7-for-26)

vs. RHB: .182 (6-for-33)

⚡ Made his team-leading 16th appearance on 5/4 vs. KC, tossing 1.0 scoreless inning on one hit with one strikeout...Was the sole Oriole pitcher to not give up a run during the game

⚡ His 17 strikeouts lead all O's relievers

⚡ Opponents are 0-for-13 with six strikeouts against his changeup

⚡ Holding righties to a .182 (6-for-33) mark compared to .269 (7-for-26) against lefties this season...Two of the six hits to righties came on 4/13 vs. TOR

⚡ Made his first start of the season on 4/26 (G2) at DET, walking one batter and punching out one in 1.2 innings...Was his first start since 5/31/23 vs. CLE (1.0 IP, 2 H, ER, K)...His 31 pitches in the start matched a season high (also 4/5 at KC)

⚡ Allowed a home run to BOS' Triston Casas on 4/3, his first conceded to a left-handed hitter since 6/12/24 vs. ATL (Matt Olson)

⚡ In 2024, his 0.94 WHIP was the third best in MLB among left-handed pitchers (min. 50.0 IP) and the lowest by an Oriole left-hander since Zack Britton (0.84) in 2016 (min. 40 G)

43 • BRYAN BAKER • RHP

2-0 • 2.57 ERA • 15 G

WHIP: 1.21

K/9: 10.29

BB/9: 3.21

vs. ALL: .245 (12-for-49)

vs. LHB: .300 (6-for-20)

vs. RHB: .207 (6-for-29)

⚡ Surrendered two runs on three hits (2 HR) in 1.0 inning on 5/4 vs. KC...The two home runs set a career high...Has allowed three homers through his last four games after totaling three through his previous 30 games from 6/13/24-4/26/25 (G1)

⚡ Both of his surrendered home runs on 5/4 vs. KC came off his slider...Prior to that outing, opponents were 2-for-13 (.154) with one extra-base hit (2B) off the offering

⚡ Has stranded eight of nine inherited runners this season...The eight stranded runners are tied with Seranthony Domínguez for the team lead

⚡ Earned the win on 4/12 vs. TOR, his first since 6/20/24 at NYY

⚡ Notched season highs in innings (1.2) and strikeouts (4) on 3/30 at TOR

74 • FÉLIX BAUTISTA • RHP

0-0 • 6 SV • 1.80 ERA • 10 G

WHIP: 1.10

K/9: 10.80

BB/9: 5.40

vs. ALL: .143 (5-for-35)

vs. LHB: .158 (3-for-19)

vs. RHB: .125 (2-for-16)

⚡ Converted his sixth save of the year on 5/2 vs. KC after pitching a perfect ninth inning with one strikeout...Has not issued a walk in five straight appearances after allowing at least one free pass in four of five outings to open the season...Has recorded a save in a career-high-tying five consecutive appearances (6/8-20/23)

⚡ His average fastball velocity (97.2 mph) ranks in the 91st percentile, despite being down 2.3 mph from his career-high 99.5 mph average in 2023

⚡ His 0.4 bWAR leads all Oriole relievers

⚡ Only one of his 23 batted balls have been barreled (Bichette, 3/29 at TOR)

⚡ Owns a 65.2 percent ground ball rate, up 28.8 percent from 2023 (36.4%)

⚡ Recorded his first save of the year on 4/12 vs. TOR (1.0 IP, 2 BB, K)...Marked his first save since 8/24/23 vs. TOR, spanning 597 days

⚡ Opponents are 1-for-15 (.067) with nine strikeouts against hit split-finger

⚡ Made his season debut on 3/29 at TOR, completing a scoreless ninth inning on one hit and one walk with three strikeouts...Marked his first major league game since 8/25/23 vs. COL (582 days)

⚡ His 54 career saves are the second most by an O's reliever through his first 131 career appearances, behind Gregg Olson (58)

⚡ Missed the 2024 season recovering from right elbow ulnar collateral ligament reconstruction (Tommy John), performed on 10/9/23...Underwent a right elbow debridement and an ulnar nerve transposition on 2/10/24

51 • MATT BOWMAN • RHP

0-1 • 5.51 ERA • 15 G

WHIP: 1.47

K/9: 6.06

BB/9: 1.65

vs. ALL: .296 (21-for-71)

vs. LHB: .219 (7-for-32)

vs. RHB: .359 (14-for-39)

⚡ Charged with two runs on three hits (1 HR) with one strikeout on 5/6 at MIN...Inherited two runners and surrendered a three-run home run to the first batter faced, Byron Buxton

⚡ His ERA has risen from 1.98 to 5.51 in his last three outings (2.2 IP, 7 ER)

⚡ Has allowed a run in five of his last seven outings since 4/19 (9 total R)...Had given up just one earned run over his first eight outings to begin the season

⚡ Min. 60 batters faced, his 4.0 percent walk rate ranks fifth among AL relievers

⚡ Posted a career-long 13-game streak without allowing a walk from 9/17/24-4/15/25

⚡ Made his season debut on 3/30 at TOR after having his contract selected from Triple-A Norfolk earlier that day

⚡ Appeared in one game with Triple-A Norfolk on 3/28 vs. Durham, completing 1.2 innings and allowing one run on one hit with three strikeouts

⚡ Had his contract selected on 3/23 and accepted an outright assignment to Norfolk on 3/27

78 • YENNIER CANO • RHP

0-1 • 1.54 ERA • 13 G

WHIP: 1.11

K/9: 7.71

BB/9: 0.77

vs. ALL: .273 (12-for-44)

vs. LHB: .316 (6-for-19)

vs. RHB: .240 (6-for-25)

⚡ Suffered the loss on 5/4 vs. KC after allowing two runs on three hits (2 HR) with one strikeout in 1.0 inning...The two homers set a career high...Snapped a 13-game streak (9/28/24-5/2/25) without allowing an earned run, which was tied for the second-longest stretch of his career

⚡ Opponents are hitting .364 (8-for-23) against his changeup despite having a .273 xBA...Eight of his 10 strikeouts on the year have come via his changeup

⚡ Owns a career-high 40.4 percent chase rate, which ranks in the 98th percentile...His 2.2 percent walk rate ranks ninth in MLB (min. 25 BF)

⚡ Surrendered his first barreled balls of the season on 5/4 vs. KC, back-to-back solo home runs by Bobby Witt Jr. and Vinnie Pasquantino...Prior to the outing, none of his 29 batted balls on the year had been barreled...His 32.4 percent hard-hit rate is down 11.0 percent from last season (43.4%)

⚡ Suffered his first blown save of the year on 4/13 vs. TOR, allowing an inherited runner to score in the eighth inning

56 • SERANTHONY DOMÍNGUEZ • RHP

2-0 • 4.22 ERA • 12 G

WHIP: 1.41

K/9: 9.28

BB/9: 5.91

vs. ALL: .222 (8-for-36)

vs. LHB: .333 (4-for-12)

vs. RHB: .167 (4-for-24)

⚡ Surrendered two runs on three hits (2 HR) in 0.2 innings on 5/3 vs. KC...The two homers match a career high (7/14 vs. OAK, w/PHI)...Raised his ERA from 2.70 to 4.22 following the outing

⚡ Has allowed five runs over his last three appearances, his most in a three-game span since joining the Orioles

⚡ Spun a season-high-tying 1.1 innings on 4/26 (G2) at DET, allowing three runs on two hits and one walk with one strikeout...Snapped a streak of 10 consecutive appearances without allowing a run dating back to 9/29/24, his longest such stretch since 5/15-6/16/24 (11 G)...Marked his first outing with three runs surrendered since 7/14/24 vs. OAK with PHI (4 R)

⚡ Allowed a hit on 4/19 vs. CIN, snapping a career-high-tying streak of seven consecutive hitless outings from 3/29-4/17/25

⚡ Surrendered two barreled balls on 4/3 at KC to Vinnie Pasquantino and Bobby Witt Jr. (both HR), his first of the season...Prior to that outing, none of his 20 batted balls on the year had been barreled

58 • CIONEL PÉREZ • LHP

0-0 • 9.20 ERA • 13 G

WHIP: 2.32

K/9: 9.82

BB/9: 7.36

vs. ALL: .355 (22-for-62)

vs. LHB: .261 (6-for-23)

vs. RHB: .410 (16-for-39)

⚡ Allowed two runs (1 ER) on one walk with one strikeout in 0.1 innings on 5/6 at MIN...The first batter reached on an error before he left with two runners on following a walk...Both runners scored after a three-run home run

⚡ Has surrendered a run in nine of 13 appearances this season and multiple runs in four of those games

⚡ His 2.32 WHIP is the fifth highest among all qualified AL relievers and eighth highest in MLB...His .355 (22-for-62) opponent batting average is the fourth highest among all AL pitchers and sixth highest among MLB hurlers (min. 50 BF)

⚡ Notched his fourth career perfect outing of 2.0+ innings on 4/18 vs. CIN (last: 7/29/23 vs. NYY, 2.0 IP)

⚡ His home run allowed to Tyler Heineman on 3/30 at TOR snapped a streak of 104 consecutive games without allowing a home run since 6/3/23, the longest such streak in Orioles history and the longest in MLB since KC's Wade Davis (123 G, 9/4/13- 7/28/15)...His streak of 87.2 straight homerless innings was the second longest in team history behind only Gregg Olson (114.2 IP) from 4/18/89-6/20/90

⚡ Opponents are 10-for-22 (.455) against his sinker

65 • GREGORY SOTO • LHP

0-1 • 4.38 ERA • 14 G

WHIP: 1.46

K/9: 9.49

BB/9: 3.65

vs. ALL: .271 (13-for-48)

vs. LHB: .211 (4-for-19)

vs. RHB: .310 (9-for-29)

⚡ Tossed 1.0 scoreless inning on one hit with one strikeout on 5/6 vs. MIN

⚡ Opponents are 10-for-27 (.370) off him in his last eight outings after going 3-for-21 (.143) in his first six appearances of the season

⚡ Has not surrendered a home run in 20 straight appearances (16.1 IP) since 9/18/24

⚡ None of his 37 batted balls this season have been barreled

⚡ Has increased his first pitch strike percentage to 66.1 from 59.1 in 2024 (+7.0%)

⚡ Surrendered three runs on three hits in 0.2 inning on 4/13 vs. TOR....Snapped a six-game scoreless streak to begin the year and a 12-gamer since 9/18/24, which was tied for the longest stretch of his career (also 9/25/19–8/16/20)

ORIOLES PUBLIC RELATIONS DEPARTMENT 333 W. CAMDEN ST., BALTIMORE, MD 21201 410-547-6150 ORIOLESPR@ORIOLES.COM @ORIOLESPR

15 • DYLAN CARLSON • OF (S)	.000 • 0 HR • 2 RBI
Current Streak: 0-for-last-15 (since 3/31)	2025 High: --
Last Game: 0-3, 2 K	Road Trip: 1 G, 0-3, 2 K
🕒 Looking for his first big-league hit since recording a 2024 season-high three knocks on 9/24 at BOS (3-for-4, RBI)	
🕒 Recalled from Triple-A Norfolk prior to the 4/26 doubleheader at DET...Marks his second stint with the O's this season	
🕒 Made his Orioles debut on 3/31 vs. BOS as a pinch-hitter in the sixth inning after being recalled from Triple-A earlier that day...Was optioned on 4/4	
🕒 Slashing .286/.418/.381 (18-for-63) with three doubles, one homer, 11 RBI, and 15 walks through 18 games with the Tides	

98 • MAVERICK HANDLEY • C (R)	.000 • 0 HR • 0 RBI
Current Streak: 0-4 (since 4/29)	2025 High: --
5/4 vs. KC: 0-2, HBP	Homestand: 2 G, 0-4, HBP, 2 K
🕒 Started his first career major league game on Sunday vs. KC	
🕒 Made his MLB debut on 4/29 vs. NYY, entering as a defensive replacement in the sixth inning...Struck out in both of his at bats...Was the first position player to make their debut for the Orioles this season...Had his contract selected from Triple-A Norfolk on 4/28	
🕒 Batting .346/.433/.558 (18-for-52) with six doubles, one triple, one home run, 11 runs scored, five RBI, eight walks, and two stolen bases in 15 games with the Tides... At the time of his promotion, his average ranked sixth while his slugging and OPS were both 10 th in the International League (min. 50 AB)	

2 • GUNNAR HENDERSON • INF (L)	.252 • 3 HR • 5 RBI
Current Streak: 0-3 (since 5/4)	2025 High: 9 G (4/26 [G1]-5/4)
Last Game: 0-3, R, BB, 2 K	Road Trip: 1 G, 0-3, R, BB, 2 K
🕒 Has reached safely in 12 straight games after drawing a walk yesterday at MIN, the longest active streak among O's batters...The 12-gamer is tied for the third longest of his career, trailing a 16-gamer from 7/1-20/23 and a 36-gamer from 5/22-6/29/24	
🕒 Had his team-high nine-game hitting streak snapped yesterday at MIN...The nine-game stretch was the third longest of his career, the longest since his career-best 14-game run from 6/6-21/24, and the longest by an Oriole since Colton Cowser's 17-gamer from 7/19-8/4/24	
🕒 Tied with Ryan O'Hearn for the team lead with eight multi-hit games despite missing the first seven games due to injury	
🕒 Is batting .333 (6-for-18) with three extra-base hits (2 2B, HR) on offspeed pitches, compared to 3-for-26 (.115) with a double and triple on breaking pitches	
🕒 His 95.3 mph average exit velocity ranks third in the AL and tied for fifth in MLB with NYM's Pete Alonso, behind LAD's Shohei Ohtani (96.7), PIT's Oneil Cruz (96.0), NYY's Aaron Judge (95.6), and BOS' Rafael Devers (95.4)...42 of his 76 batted balls (55.3%) have been hard hit (95+ mph), tops on the O's	
🕒 Made his season debut on 4/4 at KC after being placed on the 10-day IL with a right intercostal strain on 3/27, retroactive to 3/24...Was injured in spring on 2/27 vs. TOR	

7 • JACKSON HOLLIDAY • INF (L)	.272 • 4 HR • 11 RBI
Current Streak: 6 G (8-19; since 4/28)	2025 High: 6 G (current streak)
Last Game: 1-4, 2 K	Road Trip: 1 G, 1-4, 2 K
🕒 Extended his career-high hitting streak to six games yesterday at MIN...Slashing .387/.457/.581 (12-for-31) with two homers, six runs scored, three RBI, two walks, two hit-by-pitches, and one stolen base over his last 11 games	
🕒 Recorded his first career multi-home run game after homering in the second and third innings on Sunday vs. KC...At 21 years, 151 days old, he is the third-youngest Oriole with a multi-homer game behind Manny Machado (20y, 82d & 20y, 35d) and Boog Powell (20y, 271d & 20y, 258d)	
🕒 Has a 21.1 percent strikeout rate over his last 17 games (11 K, 57 PA) after having a 27.3 percent mark (12 K, 44 PA) through his first 12 games...Had a 33.2 percent clip in 2024	
🕒 Has decreased his whiff rate from 34.1 percent in 2024 to 23.1 this season (-11.0%)	
🕒 Slashing .429/.556/.750 (12-for-28) with one double, one triple, and two homers when ahead in the count compared to .172/.172/.172 (5-for-29) with no extra-base hits when behind in the count	
🕒 His 28.7 ft./sec. sprint speed ranks second among all AL second basemen, trailing only LAA's Kyren Paris (29.0 ft./sec.)	
🕒 Has five multi-hit efforts in 29 games this year after having six over 60 games in 2024	
🕒 Hit his second career grand slam on 4/16 vs. CLE (also 7/31/24 vs. TOR)...Marked the first O's grand slam of the year...At 21 years, 133 days old, became the youngest player in Orioles/Browns franchise history at the time of his second career grand slam, surpassing Cal Ripken Jr. (22y, 323d), per @SlangsOnSports	

13 • HESTON KJERSTAD • OF (L)	.209 • 3 HR • 12 RBI
Current Streak: 2 G (2-7; since 5/4)	2025 High: 4 G (3/31-4/5)
Last Game: 1-3, 2 K	Road Trip: 1 G, 1-3, 2 K
🕒 Snapped an 0-for-20 skid with a single in fourth inning on 4/30 vs. NYY...Recorded his first multi-hit effort since 4/18 vs. CIN and stole his second career base	
🕒 Has hit 35.6 percent of his balls to the opposite field, the fifth highest mark in the AL and ninth in MLB	
🕒 Owns an 11.7% barrel rate this season rate after posting a 6.1 percent mark in 2024	
🕒 Launched a 407-foot, two-run homer in the eighth inning on 4/18 vs. CIN...Marked the second time homering in back-to-back games in his career (also 6/27-29/24, 2 G)... Had multiple RBI in three straight games for the first time in his career from 4/16-18	

12 • RAMÓN LAUREANO • OF (R)	.185 • 3 HR • 6 RBI
Current Streak: 0-for-last-3 (since 5/3)	2025 High: 3 G (4/19-24)
5/4 vs. KC: 0-1 (PH in 8 th)	Homestand: 6 G, 3-16, 2 2B, RBI, 3 BB, 6 K, SB
🕒 Snapped an 0-for-11 skid with a second-inning single on Saturday vs. KC...Drew a walk in two consecutive games for the first time since 9/1-3/24 (also 2 G)	
🕒 His three outfield assists are tied for fourth in the AL and seventh in MLB...Since 2018, his 52 outfield assists are tied for third in MLB...Baltimore has nine outfield assists this season, third most in MLB behind Cleveland (13) and Los Angeles-NL (11)	
🕒 After entering as a defensive replacement (Kjerstad HBP) in the third inning on 4/19 vs. CIN, became the fifth player in Orioles history to hit two home runs off the bench (last: Mancini, 6/7/17 vs. PIT)...Was the first MLB reserve to record a multi-homer game since STL's Richie Palacios (9/12/23 at BAL)...Marked his fifth career multi-homer game (last: 6/30/22 at SEA w/ OAK)	
🕒 Hit his first home run as an Oriole on 4/16 vs. CLE...Eight of his last nine homers since 8/17/24, have been off right-handed pitchers	

3 • JORGE MATEO • INF/OF (R)	.143 • 0 HR • 0 RBI
Current Streak: 0-for-last-4 (since 4/29)	2025 High: 2 G (4/29-29)
5/3 vs. KC: 0-3	Homestand: 2 G, 1-6, 2B, 2 K
🕒 Has gone a career-high-tying 26 straight games without an RBI since 6/23/24 (also 5/17-7/8/21)	
🕒 Swiped two bases on 4/27 at DET, his second multi-steal effort of the year and 15 th of his career...His five stolen bases are tied for the team lead (Mullins)...His 85 stolen bases since 2022 rank sixth in the AL	
🕒 Doubled in the fifth inning on 4/15 vs. CLE, his first hit of the year...Snapped an 0-for-17 hitless streak dating back to 7/23/24	
🕒 Swiped second and third base after entering as a pinch runner in the eighth on 4/8 at AZ...Marked the first time an Oriole has done so since Cedric Mullins on 5/23/24 at CWS and the seventh time Mateo has done so in his career (last: 4/22/24 at LAA)	

16 • COBY MAYO • INF (R)	.000 • 0 HR • 0 RBI
Current Streak: 0-for-last-10 (since 9/20/24)	2025 High: --
Last Game: 0-3, 3 K	Road Trip: 1 G, 0-3, 3 K
🕒 Recalled from Triple-A Norfolk prior to Saturday's game and made his season debut	
🕒 In his last 21 games with the Tides since 4/5, is slashing .289/.371/.602 (24-for-83) with seven doubles, two triples, five home runs, and 19 RBI	
🕒 Overall, is batting .529 (9-for-17) with two doubles, one triple, four home runs and nine RBI against left-handed pitchers with Norfolk	
🕒 Currently ranked by <i>MLB Pipeline</i> as the No. 12 overall prospect in baseball, while <i>Baseball America</i> tabs him No. 27 overall	
🕒 Made his MLB debut last year on 8/2 at CLE and tallied his first hit on 8/14 vs. WSH	
🕒 Named the O's 2024 Brooks Robinson Minor League Player of the Year, slashing .293/.372/.592 (105-for-358) with 26 doubles, three triples, 25 home runs, 65 runs scored, 73 RBI, 42 walks, four hit-by-pitches, and four stolen bases in 93 games between Norfolk (89 G) and High-A Aberdeen (4 G)	

6 • RYAN MOUNTCASTLE • INF (R)	.204 • 2 HR • 10 RBI
Current Streak: 2 G (2-8; since 5/4)	2025 High: 4 G (3/30-4/3)
Last Game: 1-4, 2B, RBI, K	Road Trip: 1 G, 1-4, 2B, RBI, K
🕒 Drove in Baltimore's only run of the game yesterday at MIN on an RBI double in the fourth inning...Has doubled twice over his last four games	
🕒 On Friday vs. KC, registered his first multi-hit game since 4/13 vs. TOR (also 2 H)	
🕒 Owns a team-high (min. 20 AB) .366 batting average (26-for-71) with seven doubles and five homers in 19 career games against the Twins	
🕒 On 4/30 vs. NYY, snapped an 0-for-18 skid with a two-run homer in the second inning...Marked his first multi-RBI game since 4/7 at AZ (2 RBI)	
🕒 Has four home runs in his last 100 games (87 GS) since 6/8/24...Homered in the second inning on 4/13 vs. TOR, snapping a career-long 41-game home run drought since 7/29/24 (G1) vs. TOR	
🕒 His 75.3 mph average bat speed ranks in the top nine percent of MLB	
🕒 Entered the game on 4/23 at WSH as a pinch-hitter in the seventh inning and reached base safely twice (1B, HBP)	
🕒 His single on 3/30 at TOR off Chris Bassitt was 116.7 mph...Marked the fifth hardest by an Oriole in the <i>Statcast</i> era (since 2015) and the hardest since Mark Trumbo on 4/28/17 at NYY (118.5)	

31 • CEDRIC MULLINS • OF (L)	.246 • 7 HR • 21 RBI
Current Streak: 0-for-last-6 (since 5/4)	2025 High: 6 G (4/18-24)
Last Game: 0-4, 3 K	Road Trip: 1 G, 0-4, 3 K
🕒 Snapped an 0-for-14 skid with his seventh home run of the season on Sunday vs. KC, a game-tying solo shot to center field in the fifth inning...Marked his first extra-base hit in a season-high 11 straight games	
🕒 Has reached base safely in 16 of his last 20 games since 4/12, including hits in 13 of the contests	
🕒 Is averaging 4.41 pitches per plate appearance, the second-highest mark in the AL behind KC's Jonathan India (4.42)	
🕒 Has reached base safely at least three times in eight games, tied for fourth in the AL behind NYY's Aaron Judge (13) and BOS' Alex Bregman/SEA's Cal Raleigh (both 9)	
🕒 His five multi-walk efforts are tied for the most in the AL...His 14.7 percent walk rate ranks in the top 10 percent of MLB...Has never had a walk rate above 9.5 percent (2023) in his career	
🕒 Hit his second leadoff homer of the season on 4/19 vs. CIN...Ranks second in franchise history with 18 leadoff homers behind Brady Anderson (44)	
🕒 Hit third in the batting order on 4/5 at KC to become the first player since 1901 to start in seven spots in the order in a team's first nine games (<i>STATS Perform</i>)	

32 • RYAN O'HEARN • INF/OF (L)	.295 • 7 HR • 14 RBI
Current Streak: 0-for-last-4 (since 5/4)	2025 High: 5 G (4/13-19)
Last Game: 0-3, BB, K	Road Trip: 1 G, 0-3, BB, K
🕒 Notched his eighth multi-hit game of the season on Sunday vs. KC...The eight such games are tied for the team lead with Gunnar Henderson	
🕒 Has played in a team-high 50 career games against the Twins, posting a .819 OPS	
🕒 Hit five homers in April, marking the third time in his career hitting 5+ HR in a calendar month (August 2018 - 6 HR & September 2018 - 5 HR)	
🕒 Has reached base safely in 19 of 21 games since 4/4...Had a 10-game on-base streak from 4/4-19, tied for the second longest of his career (also 9/3-14/18), trailing a 15-gamer (6/15-7/3/24)	
🕒 Went 22 straight plate appearances without a strikeout from 4/4-13	
🕒 Has increased his hard-hit rate to 53.4 percent from 40.1 in 2024 (+13.3%)...Ranks among MLB leaders in hard-hit rate (91 st) and xBA (90 th , .302)	
🕒 His seven pinch-hit knocks last season were the most by an Oriole since 2014 (10, Delmon Young) and ranked fourth in the AL...His 28 pinch-hit hits since 2019 are fourth most among MLB hitters behind CWS' Austin Slater (40), SEA's Donovan Solano (35), and SF's Wilmer Flores (31)	

26 • EMMANUEL RIVERA • INF (R)	.250 • 0 HR • 1 RBI
Current Streak: 2 G (2-6; since 5/2)	2025 High: 2 G (current streak)
5/3 vs. KC: 1-3	Homestand: 3 G, 2-8, R, RBI, BB, 2 K
🕒 On Friday vs. KC, tallied his first big-league RBI since 9/28/24 at MIN	
🕒 On 9/28/24 at MIN, he set the O's season high with a career-high 11 total bases after going 4-for-4 with a double, two homers, three runs, four RBI, and a walk...Marked his second career multi-homer game (8/13/22 at COL w/ARI) and also set or tied career bests in RBI, runs (2x), and times on base	
🕒 Made his season debut on 4/29 vs. NYY...Had his contract selected from Triple-A Norfolk on 4/28	
🕒 Slashing .308/.370/.338 (20-for-65) with two doubles, five runs scored, 13 RBI, six walks, one hit-by-pitch, and one stolen base in 17 games with the Tides	
🕒 Opened the year on the Norfolk 7-day Injured List...Reinstated on 4/4 and made his season debut that day at Charlotte	
🕒 Dealt with a shoulder injury in Spring Training and did not appear in a game after 3/13...Reassigned to minor league camp on 3/24	
🕒 Claimed off waivers from the Miami Marlins on 8/21/24 and appeared in 27 regular games for the Orioles...Made a pinch hit appearance in Game 1 of the ALWCS vs. KC	

35 • ADLEY RUTSCHMAN • C (S)	.211 • 4 HR • 10 RBI
Current Streak: 0-for-last-6 (since 5/4)	2025 High: 8 G (4/3-13)
Last Game: 0-3, BB, K	Road Trip: 1 G, 0-3, BB, K
🕒 Has drawn a walk in 11 of his last 16 games since 4/17, registering 11 walks against 12 strikeouts during that stretch	
🕒 Snapped an 0-for-20 skid with a third-inning single on 4/20 vs. CIN	
🕒 His 37.1 percent squared-up rate ranks third in the AL behind the ATH's Jacob Wilson (40.3%) and KC's Maikel Garcia (37.8%) and fifth in MLB...Ranks third in the AL with a 18.4 percent chase rate and fifth with a 14.7 percent whiff rate	
🕒 Owns career-highs in average exit velocity (88.8 mph) and barrel rate (8.7%)	
🕒 Reached safely in his first 14 games to begin the year, the longest season-opening streak by an Oriole since Anthony Santander (18 G, 4/8-27/22)	
🕒 Since his MLB debut on 5/21/22, ranks among all MLB primary catchers with 91 doubles (T-1 st) and 431 hits (2 nd)...MIL's William Contreras ranks first in hits and tied for first in doubles with Rutschman (440 H, 91 2B)	



ADDITIONAL HITTER INFO

			MULTI-HIT GAMES					MULTI-RBI GAMES						LAST HR (DATE/PITCHER)		MULTI-HR GAMES		
	vs. LHP	vs. RHP	2	3	4	5	TOTAL	2	3	4	5	6+	TOTAL			2025	CAREER	LAST (HRS)
Dylan Carlson	.000	.000	-	-	-	-	-	-	-	-	-	-	-	8/16/24 vs. AZ (Nelson)		-	3	6/20/23 at WSH (2)
Maverick Handley	.000	.000	-	-	-	-	-	-	-	-	-	-	-			-	-	-
Gunnar Henderson	.159	.317	6	2	-	-	8	1	-	-	-	-	1	4/29/25 vs. NYY (Rodón)		-	2	6/21/24 at HOU (2)
Jackson Holliday	.211	.288	3	2	-	-	5	2	-	1	-	-	3	5/4/25 vs. KC (Lorenzen)		1	1	5/4/25 vs. KC (2)
Heston Kjerstad	.100	.242	3	-	-	-	3	4	-	-	-	-	4	4/18/25 vs. CIN (Barlow)		-	-	-
Ramón Laureano	.154	.214	2	-	-	-	2	-	1	-	-	-	1	4/19/25 vs. CIN (Spiers)		1	5	4/19/25 vs. CIN (2)
Jorge Mateo	.190	.000	1	-	-	-	1	-	-	-	-	-	-	6/21/24 at HOU (Hernandez)		-	1	8/2/22 at TEX (2)
Coby Mayo	.000	.000	-	-	-	-	-	-	-	-	-	-	-			-	-	-
Ryan Mountcastle	.176	.216	5	-	-	-	5	2	-	-	-	-	2	5/2/25 vs. NYY (Carrasco)		-	10	6/4/24 at TOR (2)
Cedric Mullins	.281	.232	5	1	-	-	6	2	-	1	1	-	4	5/4/25 vs. KC (Lorenzen)		1	6	3/27/25 at TOR (2)
Ryan O'Hearn	.250	.306	7	1	-	-	8	1	2	-	-	-	3	5/4/25 vs. KC (Lorenzen)		-	2	8/25/19 at CLE (2)
Emmanuel Rivera	.250	.250	-	-	-	-	-	-	-	-	-	-	-	9/28/24 at MIN (Varland)		-	2	9/28/24 at MIN (2)
Adley Rutschman	.158	.237	3	1	-	-	4	-	1	-	-	-	1	4/20/25 vs. CIN (Wynne)		1	3	3/27/25 at TOR (2)

O's HITTERS

2025 vs. MINNESOTA TWINS

PLAYER	G	AB	R	H	2B	3B	HR	RBI	BB	IBB	SO	AVG	OBP	SLG
Dylan Carlson	1	3	0	0	0	0	0	0	0	0	2	.000	.000	.000
Maverick Handley														
Gunnar Henderson	1	3	1	0	0	0	0	0	1	0	2	.000	.250	.000
Jackson Holliday	1	4	0	1	0	0	0	0	0	0	2	.250	.250	.250
Heston Kjerstad	1	3	0	1	0	0	0	0	0	0	2	.333	.333	.333
Ramón Laureano														
Jorge Mateo														
Coby Mayo	1	3	0	0	0	0	0	0	0	0	3	.000	.000	.000
Ryan Mountcastle	1	4	0	1	1	0	0	1	0	0	1	.250	.250	.500
Cedric Mullins	1	4	0	0	0	0	0	0	0	0	3	.000	.000	.000
Ryan O'Hearn	1	3	0	0	0	0	0	0	1	0	1	.000	.250	.000
Emmanuel Rivera														
Adley Rutschman	1	3	0	0	0	0	0	0	1	0	1	.000	.250	.000

CAREER vs. MINNESOTA TWINS

PLAYER	G	AB	R	H	2B	3B	HR	RBI	BB	IBB	SO	AVG	OBP	SLG
Dylan Carlson	10	31	2	6	3	0	0	5	2	0	8	.194	.242	.290
Maverick Handley														
Gunnar Henderson	12	43	5	11	0	0	3	8	7	0	15	.256	.365	.465
Jackson Holliday	7	20	3	5	1	0	0	0	4	0	8	.250	.375	.300
Heston Kjerstad	3	9	1	3	0	0	1	1	0	0	5	.333	.333	.667
Ramón Laureano	35	131	21	36	8	1	4	11	10	0	40	.275	.345	.443
Jorge Mateo	11	23	3	3	1	1	1	3	4	0	8	.130	.250	.391
Coby Mayo	1	3	0	0	0	0	0	0	0	0	3	.000	.000	.000
Ryan Mountcastle	19	71	10	26	7	0	5	12	1	0	21	.366	.378	.676
Cedric Mullins	27	97	14	25	6	1	4	13	7	0	25	.258	.308	.464
Ryan O'Hearn	50	126	18	32	7	0	7	16	15	1	42	.254	.343	.476
Emmanuel Rivera	13	42	9	12	2	0	4	8	3	0	9	.286	.333	.619
Adley Rutschman	15	59	9	12	1	0	2	5	3	0	12	.203	.254	.322

O's PITCHERS

2025 vs. MINNESOTA TWINS

PLAYER	W	L	SV	G	GS	INN	H	R	ER	HR	BB	K	ERA	AVG
Keegan Akin														
Bryan Baker														
Félix Bautista														
Matt Bowman	0	0	0	1	0	0.2	3	2	2	1	0	1	27.00	.600
Yennier Cano														
Seranthony Domínguez														
Kyle Gibson														
Dean Kremer														
Charlie Morton														
Cionel Pérez	0	0	0	1	0	0.1	0	2	1	0	1	1	27.00	.000
Cade Povich	0	1	0	1	1	6.0	6	5	5	1	0	4	7.50	.250
Gregory Soto	0	0	0	1	0	1.0	1	0	0	0	0	1	0.00	.250
Tomoyuki Sugano														

CAREER vs. MINNESOTA TWINS

PLAYER	W	L	SV	G	GS	INN	H	R	ER	HR	BB	K	ERA	AVG
Keegan Akin	0	0	0	6	0	7.1	12	8	8	2	1	8	9.82	.353
Bryan Baker	0	1	0	4	0	5.0	4	1	1	0	2	4	1.80	.211
Félix Bautista	1	0	1	6	0	7.2	1	0	0	0	2	14	0.00	.048
Matt Bowman	0	0	0	4	1	4.2	6	3	3	2	1	7	5.79	.300
Yennier Cano	0	0	0	5	0	5.2	3	0	0	0	1	8	0.00	.167
Seranthony Domínguez	0	0	0	5	0	3.2	7	6	6	1	3	3	14.73	.389
Kyle Gibson	1	0	0	2	2	15.0	6	5	5	3	3	19	3.00	.118
Dean Kremer	0	2	0	2	2	7.0	13	12	12	3	5	10	15.43	.394
Charlie Morton	2	1	0	4	4	24.0	21	15	12	1	10	28	4.50	.233
Cionel Pérez	2	0	0	7	0	7.2	2	2	1	0	3	6	1.17	.083
Cade Povich	1	1	0	2	2	11.2	8	5	5	1	1	6	3.86	.186
Gregory Soto	2	4	7	31	1	29.1	34	19	16	3	23	24	4.91	.298
Tomoyuki Sugano														

RECENT TRANSACTIONS

DATE	TRANSACTION
5/4	Returned RHP Chayce McDermott ³ (right lat strain) from his rehab assignment, reinstated him from the 15-Day Injured List, and optioned him to Triple-A Norfolk.
5/3	Recalled INF Coby Mayo from Triple-A Norfolk...Placed INF Ramón Urías (right hamstring strain) on the 10-day Injured List, retroactive to 5/1.
4/29	Recalled RHP Kyle Gibson from High-A Aberdeen.
4/28	Recalled RHP Kade Strowd from Triple-A Norfolk...Selected the contracts of C Maverick Handley and INF Emmanuel Rivera from Triple-A Norfolk...Placed C Gary Sánchez (right wrist inflammation) and INF Jordan Westburg (left hamstring strain) on the 10-day Injured List...Transferred OF Colton Cowser (left thumb fracture) and RHP Grayson Rodríguez (right lat strain) to the 60-day Injured List...Claimed LHP Walter Pennington off waivers from the Texas Rangers and optioned him to Triple-A Norfolk...Optioned RHP Kade Strowd ¹ to Triple-A Norfolk (postgame).
4/27	Optioned LHP Grant Wolfram ¹ to Triple-A Norfolk (postgame)... RHP Chayce McDermott (right lat strain) began a rehab assignment with Double-A Chesapeake.
4/26	Recalled OF Dylan Carlson from Triple-A Norfolk...Placed OF Tyler O'Neill (neck inflammation) on the 10-day Injured List, retroactive to 4/24...Recalled LHP Grant Wolfram from Triple-A Norfolk (between DH games)...Added RHP Colin Selby as the 27 th man from Triple-A Norfolk (between DH games)...Optioned RHP Brandon Young to Triple-A Norfolk (between DH games)...Returned RHP Colin Selby to Triple-A Norfolk (postgame).
4/23	LHP Trevor Rogers (right knee subluxation) began a rehab assignment with Double-A Chesapeake.
4/22	Recalled RHP Brandon Young from Triple-A Norfolk...Placed RHP Cody Poteet (right shoulder inflammation) on the 15-day Injured List, retroactive to 4/21.
4/20	Traded RHP Scott Blewett for cash considerations...Recalled RHP Cody Poteet from Triple-A Norfolk...Optioned RHP Brandon Young ⁴ to Triple-A Norfolk.
4/19	Recalled RHP Brandon Young from High-A Aberdeen...Designated RHP Scott Blewett for assignment.
4/15	Activated RHP Scott Blewett ...Optioned RHP Colin Selby ⁴ to Triple-A Norfolk...Released LHP Luis González .
4/14	Claimed RHP Scott Blewett off waivers from the Minnesota Twins...Designated LHP Luis González for assignment.
4/9	Recalled RHP Colin Selby from Triple-A Norfolk...Placed RHP Zach Eflin (right lat strain) on the 15-day Injured List, retroactive to 4/8.
4/7	Acquired LHP Grant Wolfram from the Milwaukee Brewers in exchange for minor league OF Daz Cameron and cash considerations and optioned him to Triple-A Norfolk...Transferred RHP Albert Suárez (right subscapularis strain) to the 60-day Injured List.
4/5	Traded minor league INF/OF Nick Gordon to the Kansas City Royals for cash considerations.
4/4	Reinstated INF Gunnar Henderson (right intercostal strain) from the 10-day Injured List.
4/3	Optioned OF Dylan Carlson to Triple-A Norfolk (postgame).
3/31	Recalled OF Dylan Carlson from Triple-A Norfolk...Placed OF Colton Cowser (left thumb fracture) on the 10-day Injured List.
3/30	Selected the contract of RHP Matt Bowman from Triple-A Norfolk...Placed RHP Albert Suárez (right shoulder inflammation) on the 15-day Injured List, retroactive to 3/29.
3/29	Acquired RHP Cody Poteet from the Chicago Cubs in exchange for cash considerations and optioned him to Triple-A Norfolk.

EUTAW STREET HOME RUNS

DATE	PLAYER (Team)	OPP. (Pitcher)	DISTANCE
4/29	Trent Grisham (NYY)	BAL (Gibson)	399 ft.
4/19	Jake Fraley (CIN)	BAL (Young)	421 ft.
2025 totals - 2 (0 by Orioles, 2 by opponents)			
*Total since 1992 - 133 (64 by Orioles, 69 by opponents)			

O's CHALLENGES

TEAM	TOTAL	WON	LOST	SUCCESS RATE
Orioles	15	4	11	27%
Opponents	5	3	2	60%
<i>Last by O's: 5/4 vs. KC (T8)</i>		<i>Batter/Runner: Isbel</i>		<i>Tag Play (HP)</i>
<i>Last by Opp.: 4/26 (G2) at DET (B4)</i>		<i>Batter/Runner: Bóez</i>		<i>Force Play (1B)</i>
				<i>Safe/Confirmed Out/Overturned</i>

RECORD BY POSITION

PLAYER	C	1B	2B	3B	SS	LF	CF	RF	DH
Dylan Carlson	-	-	-	-	-	0-3	0-1	-	-
Colton Cowser	-	-	-	-	-	2-2	-	-	-
Maverick Handley	0-1	-	-	-	-	-	-	-	-
Gunnar Henderson	-	-	-	-	9-16	-	-	-	1-1
Jackson Holliday	-	-	8-14	-	4-1	-	-	-	-
Heston Kjerstad	-	-	-	-	-	6-11	-	5-3	1-0
Ramón Laureano	-	-	-	-	-	4-5	-	2-3	-
Jorge Mateo	-	-	1-4	-	0-4	-	0-1	-	-
Coby Mayo	-	-	-	0-2	-	-	-	-	-
Ryan Mountcastle	-	11-16	-	-	-	-	-	-	0-1
Cedric Mullins	-	-	-	-	-	-	13-19	-	-
Ryan O'Hearn	-	2-4	-	-	-	-	-	2-3	7-7
Tyler O'Neill	-	-	-	-	-	1-0	-	4-12	0-1
Emmanuel Rivera	-	-	0-1	1-1	-	-	-	-	-
Adley Rutschman	11-13	-	-	-	-	-	-	-	1-6
Gary Sánchez	2-7	-	-	-	-	-	-	-	0-1
Ramón Urías	-	-	-	10-10	-	-	-	-	0-1
Jordan Westburg	-	-	4-3	2-8	-	-	-	-	3-3

RECORD BY BATTING ORDER

PLAYER	1	2	3	4	5	6	7	8	9
Dylan Carlson	-	-	-	-	-	0-1	-	-	0-3
Colton Cowser	2-2	-	-	-	-	-	-	-	-
Maverick Handley	-	-	-	-	-	-	-	-	0-1
Gunnar Henderson	4-5	5-8	1-3	0-1	-	-	-	-	-
Jackson Holliday	-	-	-	-	-	2-2	0-4	5-3	5-6
Heston Kjerstad	-	-	-	-	1-1	7-4	2-7	2-2	-
Ramón Laureano	0-1	-	-	-	1-2	1-2	2-0	0-1	2-2
Jorge Mateo	-	-	-	-	-	-	-	0-3	1-6
Coby Mayo	-	-	-	-	-	-	0-1	0-1	-
Ryan Mountcastle	-	-	0-1	3-5	3-5	2-2	2-2	1-2	-
Cedric Mullins	6-10	-	1-0	1-1	3-5	0-1	2-1	-	0-1
Ryan O'Hearn	-	-	4-4	6-8	0-2	-	-	1-0	-
Tyler O'Neill	-	-	1-3	0-3	3-4	1-3	-	-	-
Emmanuel Rivera	-	-	-	-	-	-	0-1	0-1	1-0
Adley Rutschman	0-1	7-13	5-5	-	-	-	-	-	-
Gary Sánchez	-	-	-	-	0-1	0-2	1-2	1-3	-
Ramón Urías	-	-	-	0-1	-	0-2	3-1	3-5	4-2
Jordan Westburg	1-2	1-0	1-5	3-2	2-1	0-2	1-2	-	-

2025 BY THE NUMBERS			
	HOME	AWAY	TOTAL
Overall	8-9	5-12	13-21
MONTH	HOME	AWAY	TOTAL
March (5)	1-0	2-2	3-2
April (26)	6-7	3-9	9-16
May (27)	1-2	0-1	1-3
June (27)	-	-	-
July (24)	-	-	-
August (28)	-	-	-
September (25)	-	-	-
TOTAL (162)	8-9	5-12	13-21
DAY OF WEEK	HOME	AWAY	TOTAL
Monday (14)	2-0	1-0	3-0
Tuesday (24)	0-2	0-3	0-5
Wednesday (24)	2-1	0-2	2-3
Thursday (18)	1-1	2-0	3-1
Friday (26)	1-1	0-2	1-3
Saturday (28)	2-1	2-2	4-3
Sunday (27)	0-3	0-3	0-6
TOTAL (162)	8-9	5-12	13-21
VS. AL EAST	HOME	AWAY	TOTAL
Boston Red Sox (13)	1-2	-	1-2
New York Yankees (13)	2-1	-	2-1
Tampa Bay Rays (13)	-	-	-
Toronto Blue Jays (13)	1-1	2-2	3-3
TOTAL (52)	4-4	2-2	6-6
VS. AL CENTRAL	HOME	AWAY	TOTAL
Chicago White Sox (7)	-	-	-
Cleveland Guardians (7)	2-1	-	2-1
Detroit Tigers (6)	-	0-3	0-3
Kansas City Royals (6)	1-2	1-2	2-4
Minnesota Twins (6)	-	0-1	0-1
TOTAL (32)	3-3	1-6	4-9
VS. AL WEST	HOME	AWAY	TOTAL
Houston Astros (7)	-	-	-
Los Angeles Angels (6)	-	-	-
Oakland Athletics (6)	-	-	-
Seattle Mariners (6)	-	-	-
Texas Rangers (7)	-	-	-
TOTAL (32)	-	-	-
VS. NL EAST	HOME	AWAY	TOTAL
Atlanta Braves (3)	-	-	-
Miami Marlins (3)	-	-	-
New York Mets (3)	-	-	-
Philadelphia Phillies (3)	-	-	-
Washington Nationals (4)	-	1-2	1-2
TOTAL (16)	-	1-2	1-2
VS. NL CENTRAL	HOME	AWAY	TOTAL
Chicago Cubs (3)	-	-	-
Cincinnati Reds (3)	1-2	-	1-2
Milwaukee Brewers (3)	-	-	-
Pittsburgh Pirates (3)	-	-	-
St. Louis Cardinals (3)	-	-	-
TOTAL (15)	1-2	-	1-2
VS. NL WEST	HOME	AWAY	TOTAL
Arizona Diamondbacks (3)	-	1-2	1-2
Colorado Rockies (3)	-	-	-
Los Angeles Dodgers (3)	-	-	-
San Diego Padres (3)	-	-	-
San Francisco Giants (3)	-	-	-
TOTAL (15)	-	1-2	1-2

BALTIMORE ORIOLES - WALK-OFF AND MISC. HOME RUNS

Baltimore Orioles Walk-off Wins							
Date	Score	Batter/Runner	Action	RBI	Pitcher	INN	OUTS
-	-	-	-	-	-	-	-
Opponent Walk-off Wins							
Date	Score	Batter/Runner	Action	RBI	Pitcher	INN	OUTS
-	-	-	-	-	-	-	-
Baltimore Orioles Back-to-Back Home Runs							
Date	Score	Batters	Pitcher	INN	OUTS		
4/19	CIN 5 @ BAL 9	Ramón Laureano/Jordan Westburg	Carson Spiers	7	2		
4/19	CIN 5 @ BAL 9	Cedric Mullins/Gunnar Henderson	Hunter Greene	1	0		
3/27	BAL 12 @ TOR 2	Adley Rutschman/Jordan Westburg	Yariel Rodríguez	8	1		
Opponent Back-to-Back Home Runs							
Date	Score	Batters	Pitcher	INN	OUTS		
5/4	KC 11 @ BAL 6	Bobby Witt Jr./Vinnie Pasquantino	Yennier Cano	7	1		
4/29	NYY 15 @ BAL 3	Trent Grisham/Aaron Judge/Ben Rice	Kyle Gibson	1	0		
4/17	CLE 2 @ BAL 6	Daniel Schneemann/Austin Hedges	Tomoyuki Sugano	3	0		
4/9	BAL 0 @ AZ 9	Pavin Smith/Josh Naylor	Dean Kremer	5	1		
Baltimore Orioles Grand Slams							
Date	Score	Batter	Pitcher	INN	OUTS		
4/16	CLE 1 @ BAL 9	Jackson Holliday	Gavin Williams	2	1		
Opponent Grand Slams							
Date	Score	Batter	Pitcher	INN	OUTS		
4/20	CIN 24 @ BAL 2	Noelvi Marte	Jorge Mateo	8	2		
Baltimore Orioles Inside-the-Park Home Runs							
Date	Score	Batter	RBI	Pitcher	INN	OUTS	
-	-	-	-	-	-	-	
Opponent Inside-the-Park Home Runs							
Date	Score	Batter	RBI	Pitcher	INN	OUTS	
-	-	-	-	-	-	-	
Baltimore Orioles Pinch-Hit Home Runs							
Date	Score	Batter	RBI	Pitcher	INN	OUTS	
-	-	-	-	-	-	-	
Opponent Pinch-Hit Home Runs							
Date	Score	Batter	RBI	Pitcher	INN	OUTS	
-	-	-	-	-	-	-	
Baltimore Orioles Leadoff Home Runs							
Date	Score	Batter	Pitcher				
4/19	CIN 5 @ BAL 9	Cedric Mullins	Hunter Greene				
4/3	BOS 8 @ BAL 4	Cedric Mullins	Tanner Houck				
3/29	BAL 9 @ TOR 5	Colton Cowser	Max Scherzer				
Opponent Leadoff Home Runs							
Date	Score	Batter	Pitcher				
4/29	NYY 15 @ BAL 3	Trent Grisham	Kyle Gibson				
4/23	BAL 3 @ WSH 4	James Wood	Tomoyuki Sugano				

LAST TIME IT HAPPENED	
BATTING	
Eutaw St. Home Run	Gunnar Henderson, 8/14/24 vs. WSH (Herz)
Opponent	Trent Grisham, 4/30/25 vs. NYY (Gibson)
Second Deck Home Run in LF at OPACY	Austin Hays, 6/7/22 vs. CHC (Mills)
Opponent	Pete Alonso, 9/2/20 vs. NYM (Means)
Grand Slam	Jackson Holliday, 4/16/25 vs. CLE (Williams)
Two Grand Slams in One Game	Reimold, Clevenger, 9/11/15 vs. KC (Herrera, Chamberlain)
Pinch-Hit Home Run	Ryan O’Hearn, 6/6/24 at TOR (García)
Pinch-Hit Walk-Off Home Run	Nolan Reimold, 7/24/16 vs. CLE (Allen)
Pinch-Hit Grand Slam	Dwight Evans, 7/26/91 vs. OAK (Nelson)
Inside the Park Home Run	Jorge Mateo, 8/20/23 at OAK (Sears)
LH & RH Home Run, Same Game	Anthony Santander, 8/7/24 at TOR (Francis, Yarbrough)
Individual 2-Home Run Game	Jackson Holliday, 5/4/25 vs. KC (Lorenzen)
Individual 3-Home Run Game	Ryan Mountcastle, 6/19/21 vs. TOR (Manoah, Kay)
Individual 4-Home Run Game	Never
Home Run in Consecutive Games	Cedric Mullins, 4/18-19/25 vs. CIN
Home Run in 3 Consecutive Games	Jackson Holliday, 8/4-7/24 at CLE, at TOR
Home Run in 4 Consecutive Games	Gunnar Henderson, 5/17-20/24 vs. SEA, at STL
Home Run in 5 Consecutive Games	Jonathan Schoop, 7/22-27/18 vs. TOR, BOS, TB
Home Run in 6 Consecutive Games	Chris Davis, 9/26-10/2/12 vs. TOR, BOS, TB
4-Home Run Game, Team	5/4/25 vs. KC
5-Home Run Game, Team	4/19/25 vs. CIN
6-Home Run Game, Team	3/27/25 at TOR
7-Home Run Game, Team	6/2/16 vs. BOS
8+-Home Run Game, Team	6/16/15 vs. PHI (8)
10+-Run Game, Team	3/27/25 at TOR (12)
15+-Run Game, Team	6/20/24 at NYY (17)
20+-Run Game, Team	9/28/00 vs. TOR (23)
Back-to-Back HR	Laureano/Westburg, 4/19/25 vs. CIN (7 th inning)
Back-to-Back HR to Start First Inning	Mullins/Henderson, 4/19/25 vs. CIN
Back-to-Back-to-Back HR	Schoop/Davis/Mancini, 8/6/17 vs. DET (1 st inning)
Back-to-Back-to-Back HR to Start First Inning	Flaherty/Hardy/Markakis, 5/10/12 (G1) vs. TEX
2 Back-to-Back HRs, Same Game	Mullins/Henderson (1 st), Laureano/Westburg (7 th) 4/19/25 vs. CIN
Leadoff Home Run	Cedric Mullins, 4/19/25 vs. CIN (Greene)
Walk-Off Win	Anthony Santander (HR), 9/19/24 vs. SF (Walker)
Walk-Off Home Run	Anthony Santander, 9/19/24 vs. SF (Walker)
Walk-Off Grand Slam	Manny Machado, 8/18/17 vs. LAA (Middleton)
Walk-Off Home Run, Eutaw St.	Rio Ruiz, 8/11/19 vs. HOU (Osuna)
Home Run, 15 th Inning or later	Jonathan Villar, 7/25/19 at LAA (Canning)
Home Run, 17 th Inning or later	Adam Jones, 5/6/12 at BOS (McDonald)
Home Run by a Pitcher	Zack Britton, 7/3/11 at ATL (Beachy)
2-Home Run Game by a Pitcher	Milt Pappas, 8/27/61 at MIN (Ramos)
Oriole w/ 2 Home Runs in one inning	Connor Norby, 6/4/24 at TOR (Pearson)
Oriole w/ 3 Home Runs in consecutive innings	Mark Trumbo, 4/15/16 at TEX (7 th inning, Pérez, Faulkner)
5-Hit Game	Manny Machado, 8/7/16 at CWS (1 st , 2 nd , 3 rd inning, Shields, Albers)
6-Hit Game	Adley Rutschman, 6/21/24 at HOU
5-RBI Game	Cal Ripken, Jr., 6/13/99 at ATL
6-RBI Game	Cedric Mullins, 3/27/25 at TOR
7-RBI Game	Adley Rutschman, 6/9/24 at TB
8-RBI Game	Ryan Mountcastle, 4/11/23 vs. OAK (9)
9-RBI Game	Ryan Mountcastle, 4/11/23 vs. OAK (9)
	Ryan Mountcastle, 4/11/23 vs. OAK
PITCHING	
Perfect Game	Never
No-Hitter	5/5/21 at SEA (Means)
1-Hitter	5/26/24 at CWS (Bradish, Coulombe, Cano, Kimbrel)
Complete Game	9/23/22 vs. HOU (Kremer)
Shutout	9/23/22 vs. HOU (Kremer)
Team Shutout	5/2/25 vs. KC (Kremer, Cano, Bautista)
Consecutive CG, Pitcher	Sidney Ponson (2), 5/16-22/04
Consecutive Shutouts, Pitcher	Mike Mussina (2), 9/26-10/1/95
Consecutive CG, Team	5/13-14/11 (Guthrie/Bergesen)
Consecutive Shutouts, Team	4/18-19/23 at WSH
10+ Strikeout Game, Pitcher	Charlie Morton (10), 4/3/25 vs. BOS
15+ Strikeout Game, Pitcher	Erik Bedard (15), 7/7/07 at TEX
10+ Strikeout Game, Team	4/28/25 vs. NYY (15)
15+ Strikeout Game, Team	4/28/25 vs. NYY (15)
4+ Strikeouts in an inning	Mike Cuellar (4), 5/29/70 at CAL
Immaculate Inning	Kevin Gausman, 4/23/18 vs. CLE (7 th inning)
MISCELLANEOUS	
Hit for the Cycle	Cedric Mullins, 5/12/23 vs. PIT (7 th in club history)
Steal of Home	Cedric Mullins, 8/12/21 vs. DET
Position Player to Pitch	Gary Sánchez, 4/19/25 vs. CIN (1.0 IP, 2 H, 4 R, BB, HR)
Triple Play Turned	9/18/22, Bottom 3 rd at TOR (Chapman batting/Kremer pitching)
	Scoring: 6-4-3 (Mateo-Vavra-Aguilar)
Manager Ejection	Brandon Hyde, 4/13/25 vs. TOR (18 th career)
Player Ejection	Ryan O’Hearn, 8/21/24 at NYM (2 nd career)
WINNING SWEEPS	
2-Game, at OPACY	September 26-27, 2023 vs. WSH
2-Game, Road	April 18-19, 2023 at WSH
3-Game, at OPACY	April 15-17, 2024 vs. MIN
3-Game, Road	September 27-29, 2024 at MIN
4-Game, at OPACY	July 7-10, 2022 vs. LAA
4-Game, Road	June 7-10, 2024 at TB
Doubleheader	June 25, 2016 vs. TB

2025 OUTFIELD ASSISTS						
Outfielder	1B	2B	3B	HP	TOTAL	ERRORS (F-T)
Dylan Carlson	-	-	-	-	-	-
Colton Cowser	-	-	-	-	-	-
Heston Kjerstad	-	2	-	-	2	-
Ramón Laureano	-	2	-	1	3	2 (1-1)
Jorge Mateo	-	-	-	-	-	1 (1-0)
Cedric Mullins	-	-	-	-	-	2 (1-1)
Ryan O’Hearn	-	-	-	-	-	-
Tyler O’Neill	1	2	-	1	4	-
Team Totals	1	6	-	2	9	5 (3-2)

2025 CATCHING BREAKDOWN							
	Errors	SB	Pick-offs				
Catcher	F-T-C	PB	CCS-ATT	1B-2B-3B	Inn.	ERA	W-L (GS)
Adley Rutschman	0-1-0	0	2-22	0-1-0	206.0	5.55	11-13
Gary Sánchez	0-0-0	1	0-2	1-0-0	77.0	5.03	2-7
Maverick Handley	0-0-0	0	0-0	0-0-0	12.0	7.50	0-1
Totals	0-1-0	1	2-24	1-1-0	295.0	5.49	13-21


SCORING BY INNING									
	1	2	3	4	5	6	7	8	9
OPPONENTS	26	19	29	23	25	11	25	23	11
ORIOLES	16	19	18	11	12	13	18	21	2
									0
									193
									130


ORIOLES WHO MADE THEIR MAJOR LEAGUE DEBUT IN 2025			
DATE	PLAYER	STATS	NOTES
4/29 vs. NYY	Maverick Handley	0-for-2, 2 K	Entered in 6 th
4/26 (G2) at DET	Grant Wolfram	0.1 IP, 1 H, 1 BB	Final out of 7 th
4/19 vs. CIN	Brandon Young	ND: 4.0+ IP, 7 H, 3 R, 3 ER, 3 BB, 3 K, HR	Game Started
3/30 at TOR	Tomoyuki Sugano	L: 4.0 IP, 4 H, 2 R, 2 ER, 2 BB, 1 K	Game Started


2025 SCHEDULE


G#	DATE	OPP.	W-L	SCORE	WP/LP/SV	REC	POS	GA/GB	ATT.
1	3/27	at TOR	W	12-2	Eflin/Berrios	1-0	T-1 st	+0.5	40,734
2	3/28	at TOR	L	8-2	Gausman/Morton	1-1	T-3 rd	-0.5	26,289
3	3/29	at TOR	W	9-5	Kremer/Lovelady	2-1	2 nd	-0.5	27,005
4	3/30	at TOR	L	3-1	Bassitt/Sugano/Hoffman	2-2	3 rd	-1.5	21,069
5	3/31	vs. BOS	W	8-5	Dominguez/Newcomb	3-2	3 rd	-1.0	45,002*
MARCH TOTALS: 3-2			TEAM ERA: 4.60		TEAM AVG: .305				
	4/1	OFF DAY				3-2	4 th	-1.0	
6	4/2	vs. BOS	L	3-0	Crochet/Eflin/Chapman	3-3	4 th	-1.5	18,146
7	4/3	vs. BOS	L	8-4	Kelly/Morton	3-4	T-4 th	-2.0	16,656
8	4/4	at KC	L	8-2	Lugo/Kremer	3-5	5 th	-2.5	14,196
9	4/5	at KC	W	8-1	Sugano/Wacha	4-5	5 th	-2.5	14,383
10	4/6	at KC	L	4-1	Bubic/Povich/Estévez	4-6	5 th	-2.5	19,098
11	4/7	at AZ	W	5-1	Eflin/Gallen	5-6	T-4 th	-1.5	20,333
12	4/8	at AZ	L	4-3	Kelly/Morton/Martinez	5-7	4 th	-2.0	23,843
13	4/9	at AZ	L	9-0	Pfaadt/Kremer	5-8	5 th	-2.5	22,411
	4/10	OFF DAY				5-8	5 th	-2.5	
	4/11	vs. TOR	**POSTPONED**		Rescheduled for 7/29 (DH)		5-8	5 th	-2.5
14	4/12	vs. TOR	W	5-4	Baker/Francis/Bautista	6-8	T-4 th	-2.0	22,130
15	4/13	vs. TOR	L	7-6	Hoffman/Bowman	6-9	5 th	-2.5	27,193
	4/14	OFF DAY				6-9	5 th	-2.5	
16	4/15	vs. CLE	L	6-3	Allen/Morton/Clase	6-10	5 th	-3.5	14,203
17	4/16	vs. CLE	W	9-1	Kremer/Williams	7-10	5 th	-3.5	13,964
18	4/17	vs. CLE	W	6-2	Sugano/Bibee	8-10	4 th	-3.5	16,201
19	4/18	vs. CIN	L	8-3	Abbott/Povich	8-11	4 th	-4.5	42,587*
20	4/19	vs. CIN	W	9-5	Dominguez/Greene/Bautista	9-11	4 th	-3.5	28,534
21	4/20	vs. CIN	L	24-2	Rogers/Morton/Wynne	9-12	4 th	-4.5	19,053
	4/21	OFF DAY				9-12	4 th	-4.0	
22	4/22	at WSH	L	7-0	Parker/Kremer	9-13	4 th	-4.0	29,504
23	4/23	at WSH	L	4-3	López/Soto/Finnegan	9-14	5 th	-5.0	22,246
24	4/24	at WSH	W	2-1	Povich/Gore/Bautista	10-14	5 th	-4.5	23,058
	4/25	at DET	**POSTPONED**		Rescheduled for 4/26 (DH)		10-14	5 th	-4.0
25	4/26-1	at DET	L	4-3	Mize/Young/Vest	10-15			28,509
26	4/26-2	at DET	L	6-2	Hurter/Morton	10-16	5 th	-5.0	21,422
27	4/27	at DET	L	7-0	Skubal/Kremer	10-17	5 th	-6.5	28,613
28	4/28	vs. NYY	W	4-3	Sugano/Warren/Bautista	11-17	5 th	-5.5	22,775
29	4/29	vs. NYY	L	15-3	Rodón/Gibson	11-18	5 th	-6.5	22,164
30	4/30	vs. NYY	W	5-4	Baker/Carrasco/Bautista	12-18	5 th	-5.5	22,381
APRIL TOTALS: 9-16			TEAM ERA: 5.64		TEAM AVG: .206				
	5/1	OFF DAY				12-18	5 th	-5.5	
31	5/2	vs. KC	W	3-0	Kremer/Wacha/Bautista	13-18	5 th	-5.5	26,364
32	5/3	vs. KC	L	4-0	Bubic/Sugano	13-19	5 th	-5.5	19,348
33	5/4	vs. KC	L	11-6	Zerpa/Cano	13-20	5 th	-5.5	31,956
	5/5	OFF DAY				13-20	5 th	-5.0	
34	5/6	at MIN	L	9-1	López/Povich	13-21	5 th	-6.0	19,779
35	5/7	at MIN	7:40 PM	MASN					
36	5/8	at MIN	1:10 PM	MASN					
37	5/9	at LAA	9:38 PM	MASN					
38	5/10	at LAA	9:38 PM	MASN					
39	5/11	at LAA	4:07 PM	MASN2					
	5/12	OFF DAY							
40	5/13	vs. MIN	6:35 PM	MASN2					
41	5/14	vs. MIN	6:35 PM	MASN2					
42	5/15	vs. MIN	12:35 PM	MASN2					
43	5/16	vs. WSH	7:05 PM	MASN					
44	5/17	vs. WSH	4:05 PM	MASN FS1^					
45	5/18	vs. WSH	1:35 PM	MASN					
46	5/19	at MIL	7:40 PM	MASN					
47	5/20	at MIL	7:40 PM	MASN2					
48	5/21	at MIL	1:10 PM	MASN2					
49	5/22	at BOS	6:45 PM	MASN					
50	5/23	at BOS	7:10 PM	MASN					
51	5/24	at BOS	4:10 PM	MASN FS1^					
52	5/25	at BOS	1:35 PM	MASN					
53	5/26	vs. STL	3:05 PM	MASN					
54	5/27	vs. STL	6:35 PM	MASN					
55	5/28	vs. STL	6:35 PM	MASN					
	5/29	OFF DAY							
56	5/30	vs. CWS	7:05 PM	MASN					
57	5/31	vs. CWS	4:05 PM	MASN					
MAY TOTALS: 1-3			TEAM ERA: 5.66		TEAM AVG: .225				
58	6/1	vs. CWS	1:35 PM	MASN					
	6/2	OFF DAY							
59	6/3	at SEA	9:40 PM	MASN2					
60	6/4	at SEA	9:40 PM	MASN2					
61	6/5	at SEA	3:40 PM	MASN2					
62	6/6	at ATH	10:05 PM	MASN2					
63	6/7	at ATH	10:05 PM	MASN					
64	6/8	at ATH	4:05 PM	MASN2					
	6/9	OFF DAY							
65	6/10	vs. DET	6:35 PM	MASN2					
66	6/11	vs. DET	6:35 PM	MASN2					
67	6/12	vs. DET	6:35 PM	MASN2					
68	6/13	vs. LAA	7:05 PM	Apple TV+					
69	6/14	vs. LAA	4:05 PM	MASN					
70	6/15	vs. LAA	1:35 PM	MASN					
71	6/16	at TB	7:35 PM	MASN2					
72	6/17	at TB	7:35 PM	MASN2					
73	6/18	at TB	7:35 PM	MASN2					
74	6/19	at TB	7:35 PM	MASN2					
75	6/20	at NYY	7:05 PM	MASN					
76	6/21	at NYY	1:05 PM	MASN					
77	6/22	at NYY	11:35 AM	Roku					
78	6/23	vs. TEX	6:35 PM	MASN					
79	6/24	vs. TEX	6:35 PM	MASN					
80	6/25	vs. TEX	6:35 PM	MASN					
	6/26	OFF DAY							
81	6/27	vs. TB	7:05 PM	Apple TV+					
82	6/28	vs. TB	4:05 PM	MASN					
83	6/29	vs. TB	1:35 PM	MASN					
84	6/30	at TEX	8:05 PM	MASN					
JUNE TOTALS: 0-0			TEAM ERA: ---		TEAM AVG: ---				
85	7/1	at TEX	8:05 PM	MASN					
86	7/2	at TEX	8:05 PM	MASN					
	7/3	OFF DAY							
87	7/4	at ATL	7:15 PM	MASN					
88	7/5	at ATL	4:10 PM	MASN2					
89	7/6	at ATL	11:35 AM	Roku					
	7/7	OFF DAY							
90	7/8	vs. NYM	6:35 PM	MASN					
91	7/9	vs. NYM	7:05 PM	MASN					
92	7/10	vs. NYM	1:05 PM	MASN					
93	7/11	vs. MIA	7:05 PM	MASN					
94	7/12	vs. MIA	4:05 PM	MASN					
95	7/13	vs. MIA	1:35 PM	MASN					

	DATE	OPP.	W-L	SCORE	WP/LP/SV	REC	POS	GA/GB	ATT.
	7/14	Home Run Derby (Truist Park - Atlanta, GA)							
	7/15	MLB All-Star Game (Truist Park - Atlanta, GA)							
	7/16-17 All-Star Break								
96	7/18	at TB	7:35 PM	MASN2					
97	7/19	at TB	7:05 PM	MASN2					
98	7/20	at TB	12:10 PM	MASN2					
99	7/21	at CLE	6:40 PM	MASN2					
100	7/22	at CLE	6:40 PM	MASN2					
101	7/23	at CLE	6:40 PM	MASN2					
102	7/24	at CLE	1:10 PM	MASN					
103	7/25	vs. COL	7:05 PM	MASN					
104	7/26	vs. COL	7:05 PM	MASN					
105	7/27	vs. COL	1:35 PM	MASN					
106	7/28	vs. TOR	6:35 PM	MASN					
107	7/29-1	vs. TOR	12:35 PM	MASN					
108	7/29-2	vs. TOR	6:35 PM	MASN					
109	7/30	vs. TOR	12:35 PM	MASN					
JULY TOTALS:		0-0		TEAM ERA: ---		TEAM AVG: ---			
110	8/1	at CHC	2:20 PM	MASN2					
111	8/2	at CHC	2:20 PM	MASN2 FS1*					
112	8/3	at CHC	2:20 PM	MASN2					
113	8/4	at PHI	6:45 PM	MASN					
114	8/5	at PHI	6:45 PM	MASN					
115	8/6	at PHI	12:35 PM	MASN					
	8/7	OFF DAY							
116	8/8	vs. ATH	7:05 PM	MASN					
117	8/9	vs. ATH	7:05 PM	MASN					
118	8/10	vs. ATH	1:35 PM	MASN					
	8/11	OFF DAY							
119	8/12	vs. SEA	6:35 PM	MASN					
120	8/13	vs. SEA	6:35 PM	MASN					
121	8/14	vs. SEA	1:05 PM	MASN2					
122	8/15	at HOU	8:10 PM	MASN2					
123	8/16	at HOU	7:10 PM	MASN2					
124	8/17	at HOU	2:10 PM	MASN					
125	8/18	at BOS	7:10 PM	MASN					
126	8/19	at BOS	7:10 PM	MASN					
	8/20	OFF DAY							
127	8/21	vs. HOU	7:15 PM	FOX					
128	8/22	vs. HOU	7:05 PM	MASN					
129	8/23	vs. HOU	7:05 PM	MASN					
130	8/24	vs. HOU	1:35 PM	MASN					
131	8/25	vs. BOS	6:35 PM	MASN					
132	8/26	vs. BOS	6:35 PM	MASN					
133	8/27	vs. BOS	6:35 PM	MASN					
134	8/28	vs. BOS	1:05 PM	MASN					
135	8/29	at SF	10:15 PM	MASN2					
136	8/30	at SF	7:15 PM	FOX					
137	8/31	at SF	4:05 PM	MASN2					
AUGUST TOTALS:		0-0		TEAM ERA: ---		TEAM AVG: ---			
138	9/1	at SD	6:40 PM	MASN2					
139	9/2	at SD	9:40 PM	MASN2					
140	9/3	at SD	4:10 PM	MASN2					
	9/4	OFF DAY							
141	9/5	vs. LAD	7:05 PM	MASN					
142	9/6	vs. LAD	7:05 PM	MASN					
143	9/7	vs. LAD	1:35 PM	MASN					
	9/8	OFF DAY							
144	9/9	vs. PIT	6:35 PM	MASN					
145	9/10	vs. PIT	6:35 PM	MASN					
146	9/11	vs. PIT	1:05 PM	MASN					
147	9/12	at TOR	7:07 PM	MASN2					
148	9/13	at TOR	3:07 PM	MASN2					
149	9/14	at TOR	1:37 PM	MASN2					
150	9/15	at CWS	7:40 PM	MASN2					
151	9/16	at CWS	7:40 PM	MASN2					
152	9/17	at CWS	2:10 PM	MASN2					
153	9/18	vs. NYY	7:15 PM	FOX					
154	9/19	vs. NYY	7:05 PM	MASN					
155	9/20	vs. NYY	7:05 PM	MASN					
156	9/21	vs. NYY	1:35 PM	MASN					
	9/22	OFF DAY							
157	9/23	vs. TB	6:35 PM	MASN2					
158	9/24	vs. TB	6:35 PM	MASN2 FS1*					
159	9/25	vs. TB	1:05 PM	MASN					
160	9/26	at NYY	7:05 PM	MASN					
161	9/27	at NYY	1:05 PM	MASN					
162	9/28	at NYY	3:05 PM	MASN					
SEPTEMBER TOTALS:		0-0		TEAM ERA: ---		TEAM AVG: ---			
*Indicates home sellout									
*Indicates out-of-market broadcast									
Pitchers in CAPS indicates complete game									
All times listed are Eastern									
MASN and MASN2 games can also be streamed locally via MASN+									
All games broadcast on the Orioles Radio Network and 98 Rock 97.9 FM/HD2 & WBAL NewsRadio 1090 AM/101.5 FM									









DELAYS & POSTPONEMENTS			
DATE	OPPONENT (Reason)	TIME (Delay)	RESULT
5/3	vs. KC (rain)	0:57 (top 2 nd)	L, 4-0
4/25	at DET (inclement weather)	Postponed	Rescheduled for DH on 4/26
4/11	vs. TOR (rain)	Postponed	Rescheduled for DH on 7/29

TOTAL TIME OF DELAYS: 0:57 (21:58 in 2024)

COLDEST GAME TIME TEMPERATURE: 45 degrees, April 5 at Kansas City (W, 8-1)

WARMEST GAME TIME TEMPERATURE: 85 degrees, April 8 at Arizona (L, 4-3)