



# TABLE OF CONTENTS

|   |           |                                       |         |
|---|-----------|---------------------------------------|---------|
| American League Central History .....           | 104       | Pitching Data:                        |         |
| At a Glance, Twins .....                        | 134       | Bullpen Info .....                    | 139     |
| Attendance Summary .....                        | 146       | Final Stats, 2013 .....               | 126     |
| Batting Data:                                   |           | Starters Info .....                   | 143     |
| Final Stats, 2013 .....                         | 126       | Postseason .....                      | 177-196 |
| Home Runs, Twins, 2013 .....                    | 131       | Qualifying Numbers.....               | 70      |
| Home Runs By Position .....                     | 131       | Record By Decade, Twins/Senators..... | 25      |
| Multi-Hit/Multi-RBI Games .....                 | 141       | Record When Scoring, 2013.....        | 140     |
| Scoring By Inning, 2013.....                    | 135       | Rookies Used.....                     | 66      |
| Starting Lineup By Batting Order/Position ..... | 144       | Roster, Twins 40-Man.....             | 18      |
| Blown Leads.....                                | 137       | Schedule, 2014 .....                  | 197     |
| Bios:   |           | Standings, Final Major League.....    | 124     |
| Coaches .....                                   | 7-15      | Trades, Last Trade With .....         | 122     |
| Players, 2013 Twins .....                       | 19-122    | Transactions, Twins.....              | 132-134 |
| Pohlad, Jim .....                               | 5         | Walk-Off Victories .....              | 145     |
| Ryan, Terry .....                               | 6         |                                       |         |
| St. Peter, Dave.....                            | 5         |                                       |         |
| Trainers and Clubhouse Men.....                 | 16-17     |                                       |         |
| Clinching Dates, Twins.....                     | 185       |                                       |         |
| Club Directory.....                             | 2-4       |                                       |         |
| Club Stats, Twins .....                         | 125       |                                       |         |
| Come From Behind Wins.....                      | 137       |                                       |         |
| Computing Baseball Statistics.....              | 86        |                                       |         |
| Day-By-Day, Twins, 2013.....                    | 128-130   |                                       |         |
| Disabled List, Twins, 2013 .....                | 138       |                                       |         |
| Doubleheader (Day/Night) Info.....              | 134       |                                       |         |
| Extra Inning Games.....                         | 136       |                                       |         |
| Fielding, Twins 2013 Individual.....            | 127       |                                       |         |
| Hall of Fame, Twins .....                       | 198       |                                       |         |
| Highs and Lows, Twins .....                     | 135       |                                       |         |
| How the 2013 Twins Were Built .....             | 114       |                                       |         |
| Interleague, 2013 .....                         | 164       |                                       |         |
| Last At-Bat, Games Decided In .....             | 136       |                                       |         |
| Milestone Wins .....                            | 64        |                                       |         |
| Minor Leagues:                                  |           |                                       |         |
| Affiliates Stats .....                          | 168-174   |                                       |         |
| Awards, 2013 .....                              | 166 & 176 |                                       |         |
| Draft, Twins 2013.....                          | 175       |                                       |         |
| Recaps .....                                    | 167       |                                       |         |
| Monthly Stats, and Pre-ASG/Post-ASG Stats ..... | 138-145   |                                       |         |
| Opponents, 2013.....                            | 149-163   |                                       |         |
| Outfield Assists.....                           | 137       |                                       |         |
| Owners, Presidents and General Managers .....   | 6         |                                       |         |

## SEASON SUMMARY SECTIONS:

|   |         |
|---|---------|
| Front Office Directory/Bios.....            | 2-6     |
| Coaches and Staff.....                      | 7-18    |
| Player Bios .....                           | 19-114  |
| Players Who Did Not Finish With Twins ..... | 115-122 |
| Statistics.....                             | 123-146 |
| Opponents.....                              | 147-164 |
| Minor Leagues.....                          | 165-176 |
| Postseason.....                             | 177-198 |



## MINNESOTA TWINS 2013 SEASON SUMMARY

The 2013 Minnesota Twins Season Summary was researched, written and edited by Dustin Morse, Mitch Hestad, Mike Kennedy, Andrew Heydt, Brace Hemmelgarn and Lizz Downey and is based on information available through October 10, 2013. All statistics were provided by Major League Baseball and are considered unofficial. Images courtesy of Bruce Kluckhohn, Brace Hemmelgarn and Getty Images. Special thanks to the Elias Sports Bureau. The information contained herein is copyrighted and prepared for the use of members of the print and broadcast media. Those wishing to use any of the enclosed material for commercial purposes should contact the Minnesota Twins Baseball Communications department. Cover photography by Brace Hemmelgarn.

# MINNESOTA TWINS BASEBALL CLUB

## TARGET FIELD

1 Twins Way

Minneapolis, MN 55403

Telephone (612) 659-3400

Ticket Information: (612) 33-TWINS or 1-800-33-TWINS

twitter.com/twins • facebook.com/twins • www.twinsbaseball.com

## MINNESOTA TWINS BASEBALL CLUB

### EXECUTIVE BOARD

Jerry Bell, Chairman

Bill Pohlad

Bob Pohlad

Jim Pohlad

Dave St. Peter

### ADMINISTRATION

|   |  |
|---|--|
| Chief Executive Officer .....   | Jim Pohlad   |
| President .....   | Dave St. Peter   |
| Executive Vice President, General Manager .....                                 | Terry Ryan   |
| Executive Vice President, Business Development .....                            | Laura Day  |
| Executive Vice President, Business Administration/Chief Financial Officer ..... | Kip Elliott  |
| Senior Vice President, Operations .....   | Matt Hoy   |
| Vice President, Technology .....  | John Avenson   |
| Vice President, Human Resources/Diversity .....                                 | Raenell Dorn   |
| Vice President, Player Personnel .....  | Mike Radcliff  |
| Assistant to the President and General Manager .....                            | Bill Smith   |
| Director, Ballpark Development and Planning .....                               | Dan Starkey  |
| Executive Assistants .....  | Danielle Berg, Joan Boeser, Lynette Gittins                    |
| Special Assistants .....  | Bert Blyleven, Rod Carew, Kent Hrbek, Paul Molitor, Tony Oliva |

### BASEBALL OPERATIONS

|  |                          |
|--|--------------------------|
| Assistant General Manager .....                                  | Rob Antony               |
| Special Assistants to General Manager .....                      | Tom Kelly, Wayne Krivsky |
| Director, Minor League Operations .....                          | Brad Steil               |
| Director, Scouting .....   | Deron Johnson            |
| Director, Team Travel .....                                      | Mike Herman              |
| Minor League Field Coordinator .....                             | Joel Lepel               |
| Pro Scouting Coordinator .....                                   | Vern Followell           |
| Manager, Major League Administration and Baseball Research ..... | Jack Goin                |
| Senior Manager, Minor League Administration .....                | Kate Townley             |
| Senior Manager, Scouting International Administration .....      | Amanda Daley             |
| Administrative Assistant to the General Manager .....            | Lizz Downey              |
| Administrative Assistant to Scouting .....                       | Rafael Yanez             |

### BASEBALL COMMUNICATIONS

|  |              |
|--|--------------|
| Director, Baseball Communications and Player Relations ..... | Dustin Morse |
| Manager, Baseball Communications .....                       | Mitch Hestad |
| Coordinator, Baseball Communications and Publications .....  | Mike Kennedy |
| Coordinator, Player Relations and Media Services .....       | Andrew Heydt |

### COMMUNITY RELATIONS

|  |                   |
|--|-------------------|
| Senior Director, Community Relations ..... | Bryan Donaldson   |
| Manager, Community Relations .....         | Stephanie Johnson |
| Manager, Community Programs .....          | Josh Ortiz        |
| Coordinator, Community Relations .....     | Gloria Westerdahl |

**CORPORATE COMMUNICATIONS AND BROADCASTING**

|  |                   |
|--|-------------------|
| Senior Director, Corporate Communications and Broadcasting ..... | Kevin Smith       |
| Senior Manager, Corporate Communications .....                   | Chris Iles        |
| Coordinator, Social Media .....                                  | Keith Beise       |
| Radio Network Executive Producer .....                           | Mark Genosky      |
| Radio Network Play-by-Play .....                                 | Cory Provus       |
| Radio Network Play-by-Play/Analyst .....                         | Dan Gladden       |
| Radio Network Studio Host .....                                  | Kris Atteberry    |
| Radio Engineer .....   | Kyle Hammer       |
| Television Play-by-Play .....                                    | Dick Bremer       |
| Television Analyst .....   | Bert Blyleven     |
| Spanish Radio Play-by-Play .....                                 | Alfonso Fernandez |

**MARKETING**

|  |                 |
|--|-----------------|
| Senior Director, Brand Marketing .....             | Nancy O'Brien   |
| Director, Emerging Markets .....                   | Miguel Ramos    |
| Senior Manager, Marketing and Promotions .....     | Julie Okland    |
| Manager, Advertising .....                         | Will Delaney    |
| Coordinator, Brand Marketing .....                 | Elma Avila      |
| Manager, Business Intelligence and Analytics ..... | Brandon Johnson |
| Manager, Marketing Communications .....            | Beth Vail       |
| Analyst, Database Marketing .....                  | David Kingery   |
| Coordinator, Database Marketing Analytics .....    | Jeff Yang       |
| Team Curator .....                                 | Clyde Doepner   |

**TWINS PRODUCTIONS AND CREATIVE SERVICES**

|   |              |
|---|--------------|
| Director, Twins Productions and Creative Services ..... | Joe Pohlad   |
| Manager, Twins Productions .....                        | Sam Henschel |
| Manager, Creative Services .....                        | Matt Semke   |
| Engineer, Broadcast Coordinator .....                   | Tom Brower   |
| Manager, Video .....                                    | Jim Diehl    |
| Public Address Announcer .....                          | Adam Abrams  |

**TICKET SALES AND SERVICE**

|  |  |
|--|--|
| Senior Director, Ticket Sales and Service .....                | Mike Clough  |
| Director, Suite and Premium Seat Sales and Service .....       | Scott O'Connell  |
| Director, Season Sales and Service .....                       | Eric Hudson  |
| Director, Group Ticket Sales and Service .....                 | Rob Malec  |
| Manager, New Business Development and Service .....            | Craig Gumz   |
| Manager, Season Business Retention and Service .....           | P.J. Williams  |
| Senior Account Executive Season Ticket Sales and Service ..... | Andrea Kjesbo  |
| Senior Account Executive Group Ticket Sales and Service .....  | Todd Krulwich  |
| Season Ticket Sales and Service Executives .....               | Brittany Ehlis, Alex Hover, Cory Johnson, Kelcey McKean, Bobby Pascaly, Bryan Sowieja, Dan Strong                  |
| Group Ticket Sales and Service Executives .....                | Luis Breazeale, Phil McMullen, Landon Oldenburger, Andrew Reichert   |
| Coordinator, Premium Sales and Service .....                   | Barbara Nordstrom  |
| New Business Development Representatives .....                 | Nick Corcoran, Katelyn Culverson, William Fears, Jake Langer, Dylan LaPlante, Joe Long, Tucker Savoye, Brad Thomas |
| Ticket Sales Coordinators .....                                | Kaitlyn Auer, Jessica Glomstad, Anna Johnson, Brittany Kamrath, Steven Wert  |

**TARGET FIELD EVENTS**

|   |   |
|---|---|
| Director, Target Field Events and Tours .....     | David Christie                              |
| Coordinators, Target Field Events .....           | Abby Andvik, Jessica Dooley, Mikkala Korton |
| Coordinator, Ballpark and Educational Tours ..... | Rick Olson                                  |

**CORPORATE PARTNERSHIPS**

|  |   |
|--|---|
| Senior Director, Corporate Partnerships .....    | Jeff Jurgella   |
| Senior Account Executives .....                  | Doug Beck, Karen Cleary, Chad Jackson, Jordan Woodcroft |
| Manager, Client Services .....                   | Amelia Johnson  |
| Coordinators, Client Services .....              | Kayleen Alexson, Ann Kincaid, Joe Morin                 |
| Coordinator, Broadcast Traffic and Service ..... | Amy Johnson   |
| Administrative Assistant .....                   | Paulette Cheatham                                       |

**FINANCE & PROCUREMENT**

|   |                       |
|---|-----------------------|
| Senior Director, Finance .....                        | Andy Weinstein        |
| Senior Manager, Ticket Accounting .....               | Jerry McLaughlin      |
| Senior Manager, Accounting .....                      | Lori Windschitl       |
| Senior Manager, Financial Planning and Analysis ..... | Mike Kramer           |
| Accounts Payable .....                                | Amy Fong-Christianson |
| Accountant .....                                      | Lyndsey Taylor        |
| Senior Director, Procurement .....                    | Bud Hanley            |
| Manager, Procurement .....                            | Mike Sather           |
| Administrative Assistant .....                        | Ka Her                |

## TECHNOLOGY

|   |                   |
|---|-------------------|
| Senior Director, Technology .....           | Wade Navratil     |
| Manager, Technology Infrastructure .....    | Tony Persio       |
| Administrator, Infrastructure Systems ..... | Brent Hildebrandt |
| Technology Operations Specialist .....      | Ryan Schmit       |
| Manager, Business Systems .....             | Shelley Andrew    |
| Programmer, Business Systems Analyst .....  | Purvi Mehta       |
| Applications Programmer .....               | James Showley     |

## HUMAN RESOURCES

|   |                     |
|---|---------------------|
| Director, Payroll .....                 | Lori Beasley        |
| Director, Benefits .....                | Leticia Silva       |
| Human Resources Generalist .....        | Holly Corbin        |
| Coordinator, Payroll and Benefits ..... | Courtney Zakrzewski |

## BALLPARK OPERATIONS

|   |                      |
|---|----------------------|
| Senior Director, Ballpark Operations .....    | Dave Horsman         |
| Senior Director, Ballpark Systems .....       | Gary Glawe           |
| Director, Guest Services .....                | Patrick Forsland     |
| Head Groundskeeper .....                      | Larry DiVito         |
| Manager, Field Maintenance .....              | Jared Alley          |
| Manager, Grounds .....                        | Al Kuehner           |
| Manager, Ballpark Maintenance .....           | Dana Minion          |
| Maintenance Mechanic .....                    | Dan Deephouse        |
| Maintenance Mechanic .....                    | Matthew Fox          |
| Maintenance Mechanic .....                    | Aaron Goldenstein    |
| Maintenance Mechanic .....                    | Ryan Rikkola         |
| Maintenance Mechanic/Master Electrician ..... | Rich Brown           |
| Maintenance Mechanic/Painter .....            | Matthew Saros        |
| Senior Manager, Ballpark Operations .....     | John McEvoy          |
| Senior Manager, Premium Services .....        | Jeffrey Kroll        |
| Manager, Guest Services .....                 | Katie Van Der Linden |
| Manager, Building Security .....              | Jeff Reardon         |
| Manager, Event Security .....                 | Dick Dugan           |
| Coordinator, Office Services .....            | Josh Fallin          |
| Ballpark Operations Assistant .....           | Breanna Lindholm     |
| Administrative Assistant .....                | Venika Streeter      |
| Receptionist .....                            | Tina Flowers         |

## TICKET OPERATIONS

|  |                |
|--|----------------|
| Senior Director, Ticket Operations ..... | Paul Froehle   |
| Director, Box Office .....               | Mike Stiles    |
| Manager, Call Center .....               | Mark Engstrom  |
| Supervisor, Call Center Operations ..... | Steve Rinde    |
| Supervisor, Box Office .....             | Aaron Doepner  |
| Supervisor, Box Office Operations .....  | Nick Hetfeld   |
| Coordinator, Ticket Operations .....     | Ashley Geldert |
| Coordinator, Ticket/Vault Services ..... | Randy Tran     |

## CLUBHOUSE

|   |                  |
|---|------------------|
| Field Manager .....                     | Ron Gardenhire   |
| Equipment Manager .....                 | Rod McCormick    |
| Assistant Manager, Home Clubhouse ..... | Tim Burke        |
| Visitors Clubhouse .....                | Jason Lizakowski |
| Manager, Major League Video .....       | Sean Harlin      |

## MEDICAL STAFF

|  |   |
|--|---|
| Director, Medical Services .....                       | Dr. John A. Steubs                                  |
| Orthopedic Physicians .....                            | Dr. Diane Dahm, Dr. Pearce McCarty                  |
| Internal Medicine Physicians .....                     | Dr. Vijay Eyunni, Dr. Tom Jetzer, Dr. Amy Stromwell |
| Employee Assistance Program Physician .....            | Dr. Jon Hallberg                                    |
| Peak Performance Director .....                        | Dr. Rick Aberman                                    |
| Head Athletic Trainer .....                            | Dave Pruemer  |
| Assistant Athletic Trainer .....                       | Tony Leo  |
| Assistant Athletic Trainer and Rehab Coordinator ..... | Lanning Tucker                                      |
| Strength and Conditioning Coordinator .....            | Perry Castellano                                    |



## JIM POHLAD

### CHIEF EXECUTIVE OFFICER

In 2013, Chief Executive Officer Jim Pohlad completed his 30th season with the Minnesota Twins. He is an original member of the Twins Executive Board and has owned a minority interest in the team since 2005. Jim provides leadership to the Minnesota Twins front office on behalf of the Pohlad family in several capacities, including decisions related to baseball and business, as well as long-term strategic planning. Jim worked with his father, the late Carl Pohlad, for more than 10 years to obtain funding for the new ballpark. The Pohlad family has owned the Minnesota Twins since 1984.

In addition to his position with the Minnesota Twins, Jim currently holds various leadership roles throughout several Pohlad family-owned business enterprises: Marquette Financial Companies, Twins Sports Inc., Northern Lights

Broadcasting and Pohlad Companies. He also serves on several committees for Major League Baseball.

Jim's civic engagements include work on behalf of organizations and programs that support the well-being and interests of children and families in the Twin Cities and surrounding communities. He currently serves on the board of the Pohlad Family Foundation. In past years, he has supported and provided leadership to the Greater Twins Cities United Way, Minneapolis Institute of Arts, the Greater Minneapolis Chamber of Commerce, The Minneapolis Foundation and Park Nicollet Health Services and Melrose Institute.

Jim resides with his family in Minneapolis. He holds a degree in business administration from the University of Southern California and is a certified public accountant.



## DAVE ST. PETER

### PRESIDENT

Dave St. Peter was named the fourth president in Minnesota Twins history on November 26, 2002. He oversees the team's day-to-day operations, strategic planning and interaction with Major League Baseball. In addition to his role with the baseball team, St. Peter oversees the franchise's sister company – Northern Lights Broadcasting – which includes 96.3 KTWIN-FM, the Twins flagship radio affiliate.

St. Peter played a central role in the approval, design, construction and opening of Target Field, which was named 2011 Sports Facility of the Year by the *Sports Business Journal/Sports Business Daily*. He also recently oversaw the team's effort to secure the Major League Baseball All-Star Game, which will be played at Target Field in July 2014.

At age 46, St. Peter completed his 24th year with the Twins. He joined the organization in 1990 and held a variety of positions including Vice President of Corporate Communications. He was named Senior Vice President of Business Affairs in February of 1999 and assembled a sales and marketing team which helped increase attendance nine of the past 13 seasons. In 2010, the Twins established a new single season franchise attendance record by attracting more than 3.2 million fans to Target Field and the club was recognized by *ESPN: The Magazine* as having the best stadium experience in all of professional sports. St. Peter's leadership has been integral in the team's growing corporate partnership base; development of the "Magic Moments" customer service initiative; the "Go Twins, Go Green" environmental stewardship platform; the expanded Twins Radio Network; aggressive community outreach; and enhanced alumni involvement – including creation of the Twins Hall of Fame.

St. Peter has been part of a leadership team helping the franchise win six American League Central Division championships in the past 12 seasons (2002-04, 06 and 09-10). During St. Peter's leadership tenure, the Twins have twice been named "Organization of the Year" by *Baseball America* (2002 and '04). In 2006, the entire Twins organization was recognized as the Minneapolis Star Tribune's "Sports Person of the Year." The franchise received the Atlanta Sports Council's Horizon Award (2002) as the Professional Sports Organization of the Year, while the Twins Community Fund was a 2000 recipient of the Greater Minneapolis Chamber of Commerce's Quality of Life Award and a 2006 recipient of a Project Evergreen Award. In 2010, the Twins were honored by the Star Tribune as one of the "Top 100" workplaces in the state of Minnesota. In 2011, the Twins were the recipient of the Minneapolis Park and Recreation Board's "Living the Dream" Award. St. Peter has also been named to the *Street and Smith's Sports Business Journal* and *Minneapolis-St. Paul Business Journal's* "Forty under 40" lists.

In the community, St. Peter serves on the board of the Minnesota Twins Community Fund, the Ronald McDonald House of the Twin Cities and Meet Minneapolis.

St. Peter was born in Bismarck, North Dakota, and graduated from the University of North Dakota in 1989. Dave, son Jack and twin sons Eric and Ben make their home in Chanhassen, Minn.



## TERRY RYAN

### EXECUTIVE VICE PRESIDENT, GENERAL MANAGER

Terry Ryan was named Executive Vice President/General Manager on November 7, 2011, after spending the previous four seasons as a Special Assistant to General Manager Bill Smith (2008-2011). He was originally named as the fourth General Manager in Minnesota Twins history on September 13, 1994, holding that position until stepping down following the 2007 season. Ryan is responsible for the team the Twins put on the field and overseeing the coaching staff and entire baseball department, including team travel and baseball communications.

Ryan began his professional career with the Twins in 1972 after being drafted in the 35th round out of Parker High School in Janesville, Wis. He pitched in the Twins minor league system for four seasons, posting a 14-3 record, including 10-0 in 1973, before an arm injury cut his career short. In 1975, he enrolled at the University of Wisconsin-Madison and graduated with a degree in Physical Education in 1979.

Ryan returned to baseball in 1980 as Midwest Scouting Supervisor for the New York Mets, a position he held for six years before being named Scouting Director for the Twins in January 1986. He was recognized by Topps in 1998 with the Advancement Through the Game Award. Prior to his first tenure as General Manager, Ryan served as the Vice President of Player Personnel, a position he assumed at the end of the 1991 season. In that role, Ryan was responsible for scouting and evaluating all talent at the major league level and assisting in personnel decisions. Ryan was also responsible for signing all major league players with less than three years of major league service.

In addition to his duties with the Twins, Ryan was appointed to the Commissioner's Special Committee for On-Field Matters in December of 2009, as well as being a member of the Major League Baseball Playing Rules Committee since 2005. He has also served on the Arizona Fall League (AFL) Steering Committee since 2005, a position he also held in 1997-98. In 2009, Ryan was the recipient of the AFL's Roland Hemond Award, which is presented annually to a baseball executive in recognition of at least 15 years of outstanding service to the AFL and professional baseball in a key leadership capacity. In January of 2013, he was awarded the George Genovese Lifetime Achievement Award in Scouting from the Professional Baseball Scouts Foundation.

Through the efforts of Ryan and his staff, the Twins won the American League Central Division title in four of his last nine years as the general manager (2002-04 and 06). He has twice been named *Sporting News* Executive of the Year (2002 and 06), and was also named *Baseball America's* Major League Executive of the Year in 2004. The Negro Leagues Baseball Museum honored Ryan with the Andrew "Rube" Foster Legacy Award as American League Executive of the Year in 2004 and again in 2006. In 2002, the Twins were named Organization of the Year by *Baseball America* (also in 2004), USA Today and Sportsticker.

Terry and his wife Karilyn have two children, Tim (daughter-in-law Tara) and Kathleen, and reside in Eagan, Minn.



## TWINS OWNERSHIP, PRESIDENTS & GENERAL MANAGERS

### OWNERSHIP

Carl R. Pohlad Family, 1984-present  
Calvin R Griffith Family, 1961-84

### PRESIDENTS

Dave St. Peter, 2002-present  
Jerry Bell, 1987-2002  
Howard Fox, 1984-87  
Calvin Griffith, 1961-84

### GENERAL MANAGERS

Terry Ryan, 1994-2007, 2011-present  
Bill Smith, 2007-11  
Andy MacPhail, 1986-94  
Howard Fox, 1985-86  
Calvin Griffith, 1961-84

# COACHES AND STAFF

2 0 1 3 M I N N E S O T A T W I N S S E A S O N S U M M A R Y





# RON GARDENHIRE

MANAGER

35

Named Twins manager January 4, 2002

BATS/THROWS: R/R

BORN: October 24, 1957 in Butzbach, West Germany

RESIDES: Oakdale, MN

CONTRACT STATUS: Signed two-year contract extension thru 2015, September 30, 2013

**PERSONAL:** Ronald Clyde Gardenhire...nickname: 'Gardy'...wife, Carol (Kissling), who grew up in White Bear Lake, MN, and is graduate of Mariner High School...son Toby (9/8/82) and wife Lindsay, and daughters Tiffany (3/18/85) and Tara (3/22/90)...1975 graduate of Okmulgee (OK) High School where he was All-State shortstop...All-Conference selection at Paris (TX) Junior College...majored in physical education at University of Texas...set school record of 10 RBI in game March 5, 1978 vs. Arkansas...captain and All-Conference shortstop in senior year, leading Longhorns to Southwest Conference championship and fourth place in College World Series...2005 recipient of the Carl R. Pohlad Award recognizing outstanding community service throughout the Upper Midwest...dedicates his time in support of military veterans...is spokesman for the Minnesota Department of Public Safety's "Buckle Up, Drive at Safe Speeds and Don't Drink and Drive" PSA campaigns and the "Play Ball! Minnesota" Coaches Award program recognizing outstanding youth sports coaches in Minnesota.

**2013:** Won 950th career game as manager May 13 vs. Chicago-AL...67th career ejection (five ejections on season) September 11 vs. Oakland...signed two-year contract extension September 30.

**2012:** Won 900th career game as manager July 2 at Detroit...62nd career ejection (was ejected three times in 2012) August 23 at Texas after Scott Diamond was ejected for throwing at Josh Hamilton.

**2011:** Won 850th career game as manager July 23 vs. Detroit...ejected for the 59th time in his career (was ejected six times in 2011) August 22 vs. Baltimore.

**2010:** Ejected for the 53rd time in his career (was ejected seven times in 2010) September 19 vs. Oakland...won 800th career game as manager September 21 vs. Cleveland in the team's 91st win, the same day the Twins clinched their sixth division title under Gardenhire...became first manager in history to guide his team to the postseason in six of his first nine seasons as a major league manager...was named the American League Manager of the Year by *The Sporting News* for the second time in his career (2008 along with Buck Showalter)...named the American League Manager of the Year by the BBWAA for the first time in his career, earning 16 first-place votes, eight second-place votes and four third-place votes (108 total points), edging out Texas' Ron Washington (81 points) and Tampa Bay's Joe Maddon (44 points)...was honored by the state of Minnesota with "Ron Gardenhire Day" on Monday, November 22.

**2009:** Won 700th career game as manager, September 22 at Chicago-AL...ejected for 47th time in his managerial career (was ejected six times in 2009) September 26 at Kansas City...finished second in the Manager of the Year voting behind Mike Scioscia of Los Angeles Angels-AL.

**2008:** Was ejected for 41st time in his managerial career (was ejected five times in 2008) July 31 vs. Chicago-AL...recorded 600th career win August 11 vs. New York-AL...signed two-year contract extension November 13...finished second in the American League Manager of the Year voting behind Tampa Bay's Joe Maddon...named American League Manager of the Year by *Baseball America*.

**2007:** Suffered first losing season in his managerial history...recorded 500th career win July 6 at Chicago-AL...tied Sam Mele for second on the Twins all-time managerial win list with his 522nd win August 26 at Baltimore...won his 523rd game as manager August 31 vs. Kansas City, moving into sole possession of second on the Twins all-time list...recorded 36th career ejection (was ejected eight times in 2008) September 17 vs. Texas.

**2006:** Became first manager in club history to have five consecutive winning seasons and the third manager in major league history to reach the playoffs in four of first five seasons as a manager (Cito Gaston, 1989-1993 with Toronto and Larry Dierker, 1997-2001 with Houston)...recorded 400th career win June 27 vs. Los Angeles-NL...28th career ejection (was ejected eight times in 2006) September 5 vs. Tampa Bay.

**2005:** Signed two-year contract extension through 2007 January 5...recorded 300th career win as manager May 20 vs. Milwaukee...20th career ejection (was ejected five times in 2005) July 18 vs. Baltimore...became first manager in club history to have four consecutive winning seasons...rated second best manager in American League by *Baseball America*.

**2004:** Recorded 200th career win as manager May 5 at Seattle...15th career ejection (was ejected four times in 2004) September 2 vs. Texas...became just the fourth manager in major league history to begin his managerial career with three straight first place finishes, joining Larry Dierker (Houston, 1997-99), Ralph Houk (New York Yankees, 1961-63) and Hughie Jennings (Detroit, 1907-09)...became the first American League manager to finish in first place in each of his first three years as manager of a team since Dick Williams with Oakland from 1971-73...first manager in Twins history to lead a team to three playoff appearances...became third Twins manager to have three 90-plus win seasons (Mele in 1962, 63 and 65 and Kelly in 1988, 91 and 92) but the first to do it in three straight years...also became the seventh manager in major league history to record 90 victories in each of his first three seasons, last done by Davey Johnson of the New York Mets (1984-86)...named Co-Manager of the Year with Texas' Buck Showalter by *The Sporting News* and finished second in the American League Manager of the Year as voted by the BBWAA.

**2003:** Recorded 100th career win as manager, April 13 at Toronto...11th career ejection (was ejected seven times in 2003) September 8 at Chicago-AL...became just the fourth manager in American League history to begin his managerial career with consecutive first place finishes, joining Ralph Houk (1961 and 62 with New York), Mickey Cochrane (1934 and 35 with Detroit) and Hughie Jennings (1907 and 08 with Detroit)...became the sixth manager in major league history to start a managerial career with consecutive first place finishes, with Bob Brenly (2001 and 02 with Arizona) and Larry Dierker (1997 and 98 with Houston) having done it in the National League...became the first American League manager to finish in first place in consecutive years in his first two years with a club since Alvin Dark led the A's to back-to-back West Division titles in 1974 and 75 (Billy Martin and Whitey Herzog both led their respective teams to division titles in 1976 and 77, but they had both managed in part of the 1975 season)...became the first manager in Twins history to lead a team to consecutive playoff appearances and became just the second Twins manager to lead a team to the postseason twice (Tom Kelly in 1987 and 91)...finished second in the American League Manager of the Year voting...signed two-year contract extension through 2005 October 9.

**2002:** Named manager of the Twins January 4...signed two-year contract with club option for 2004...became 12th manager in Twins history...first win as Twins manager (in first game) April 1 at Kansas City...first career ejection as manager April 11 at Cleveland...ejected four times on season, last coming July 14 vs. Texas...finished third in American League Manager of the Year voting.

**1998:** Named Twins third base coach November 30.

**1996:** Returned to field as first base coach.

**1995:** Served as bench coach after rupturing Achilles tendon March 2.

**1990:** Southern League Co-Manager of the Year with Jacksonville's Jerry Manuel...named league's best managerial prospect by *Baseball America*...signed as Twins third base coach November 14.

**1989:** Named Southern League's best manager by *Baseball America*.

**1988:** Named manager of Single-A Kenosha.

**1986:** Traded to Twins for pitcher Don Isparro November 12.

**1983:** Homered to win championship game of Triple-A World Series over Portland.

**1982:** Tied pitcher Charlie Puleo for John J. Murphy Award as Mets top spring training rookie...first major league home run off Ray Burris, June 29 at Montreal.

**1981:** Made major league debut September 1...singled off Bruce Sutter for first major league hit September 11 at St. Louis.

**1979:** Named to Carolina League All-Star team.

**PROFESSIONAL:** New York Mets sixth round pick in 1979 First-Year Player Draft.

#### GARDENHIRE'S PLAYING RECORD

| YEAR                       | CLUB        | AVG         | G          | AB         | R         | H          | 2B        | 3B       | HR       | RBI       | SH        | SF       | HB       | BB        | SO         | SB        | CS       | E         | OBP         |
|----------------------------|-------------|-------------|------------|------------|-----------|------------|-----------|----------|----------|-----------|-----------|----------|----------|-----------|------------|-----------|----------|-----------|-------------|
| 1979                       | Lynchburg   | .296        | 70         | 277        | 36        | 82         | 13        | 3        | 4        | 27        | 9         | 1        | 0        | 21        | 45         | 9         | 5        | 21        | .344        |
| 1980                       | Jackson     | .258        | 127        | 458        | 58        | 118        | 16        | 6        | 6        | 64        | 6         | 4        | 4        | 45        | 68         | 13        | 9        | 41        | .327        |
| 1981                       | Tidewater   | .254        | 125        | 414        | 52        | 105        | 17        | 8        | 2        | 40        | 6         | 4        | 2        | 28        | 61         | 28        | 12       | 33        | .338        |
|                            | NEW YORK-NL | .271        | 27         | 48         | 2         | 13         | 1         | 0        | 0        | 3         | 0         | 0        | 0        | 5         | 9          | 2         | 2        | 2         | .340        |
| 1982                       | NEW YORK-NL | .240        | 141        | 384        | 29        | 92         | 17        | 1        | 3        | 33        | 12        | 5        | 0        | 23        | 55         | 5         | 6        | 29        | .279        |
| 1983                       | Tidewater   | .287        | 102        | 387        | 63        | 111        | 20        | 6        | 4        | 39        | 5         | 2        | 2        | 34        | 54         | 9         | 7        | 27        | .346        |
|                            | NEW YORK-NL | .063        | 17         | 32         | 1         | 2          | 0         | 0        | 0        | 1         | 0         | 0        | 0        | 1         | 4          | 0         | 0        | 0         | .091        |
| 1984                       | NEW YORK-NL | .246        | 74         | 207        | 20        | 51         | 7         | 1        | 1        | 10        | 1         | 1        | 0        | 9         | 43         | 6         | 1        | 12        | .276        |
| 1985                       | Tidewater   | .211        | 22         | 71         | 3         | 15         | 2         | 0        | 1        | 10        | 0         | 0        | 0        | 6         | 13         | 0         | 2        | 5         | .273        |
|                            | NEW YORK-NL | .179        | 26         | 39         | 5         | 7          | 2         | 1        | 0        | 2         | 2         | 0        | 0        | 8         | 11         | 0         | 0        | 4         | .319        |
| 1986                       | Tidewater   | .276        | 96         | 323        | 41        | 89         | 10        | 4        | 4        | 33        | 5         | 1        | 0        | 44        | 48         | 11        | 5        | 19        | .361        |
| 1987                       | Portland    | .272        | 117        | 389        | 49        | 106        | 16        | 4        | 6        | 50        | 2         | 3        | 1        | 45        | 70         | 1         | 1        | 5         | .347        |
| <b>Major League Totals</b> |             | <b>.232</b> | <b>285</b> | <b>710</b> | <b>57</b> | <b>165</b> | <b>27</b> | <b>3</b> | <b>4</b> | <b>49</b> | <b>15</b> | <b>6</b> | <b>0</b> | <b>46</b> | <b>122</b> | <b>13</b> | <b>9</b> | <b>47</b> | <b>.277</b> |

#### RECORD AS MANAGER

| YEAR                       | CLUB      | LEAGUE          | POSITION   | WON        | LOST       | PCT.        |
|----------------------------|-----------|-----------------|--|------------|------------|-------------|
| 1988                       | Kenosha   | Midwest League  | 1st (N. Div., 1st half), 2nd (N. Div., 2nd half) | 81         | 59         | .579        |
| 1989                       | Orlando   | Southern League | 1st (E. Div., 1st half), 2nd (N. Div., 2nd half) | 79         | 65         | .549        |
| 1990                       | Orlando   | Southern League | 1st (E. Div., 1st half), 2nd (E. Div., 2nd half) | 85         | 59         | .590        |
| 2002                       | MINNESOTA | American League | 1st (Central Division)                           | 94         | 67         | .584        |
| 2003                       | MINNESOTA | American League | 1st (Central Division)                           | 90         | 72         | .556        |
| 2004                       | MINNESOTA | American League | 1st (Central Division)                           | 92         | 70         | .568        |
| 2005                       | MINNESOTA | American League | 3rd (Central Division)                           | 83         | 79         | .512        |
| 2006                       | MINNESOTA | American League | 1st (Central Division)                           | 96         | 66         | .593        |
| 2007                       | MINNESOTA | American League | 3rd (Central Division)                           | 79         | 83         | .488        |
| 2008                       | MINNESOTA | American League | 2nd (Central Division)                           | 88         | 75         | .540        |
| 2009                       | MINNESOTA | American League | 1st (Central Division)                           | 87         | 77         | .530        |
| 2010                       | MINNESOTA | American League | 1st (Central Division)                           | 94         | 68         | .580        |
| 2011                       | MINNESOTA | American League | 5th (Central Division)                           | 63         | 99         | .389        |
| 2012                       | MINNESOTA | American League | 5th (Central Division)                           | 66         | 96         | .407        |
| 2013                       | MINNESOTA | American League | 4th (Central Division)                           | 66         | 96         | .407        |
| <b>Minor League Totals</b> |           |                 |  | <b>245</b> | <b>183</b> | <b>.572</b> |
| <b>Major League Totals</b> |           |                 |  | <b>998</b> | <b>947</b> | <b>.513</b> |

#### DIVISION SERIES RECORD

| YEAR                          | CLUB      | OPPONENT    | WON      | LOST      | PCT.        |
|-------------------------------|-----------|-------------|----------|-----------|-------------|
| 2002                          | MINNESOTA | Oakland     | 3        | 2         | .600        |
| 2003                          | MINNESOTA | New York-AL | 1        | 3         | .250        |
| 2004                          | MINNESOTA | New York-AL | 1        | 3         | .250        |
| 2006                          | MINNESOTA | Oakland     | 0        | 3         | .000        |
| 2009                          | MINNESOTA | New York-AL | 0        | 3         | .000        |
| 2010                          | MINNESOTA | New York-AL | 0        | 3         | .000        |
| <b>Division Series Totals</b> |           |             | <b>5</b> | <b>17</b> | <b>.227</b> |

#### LEAGUE CHAMPIONSHIP SERIES RECORD

| YEAR | CLUB      | OPPONENT | WON | LOST | PCT. |
|------|-----------|----------|-----|------|------|
| 2002 | MINNESOTA | Anaheim  | 1   | 4    | .200 |



# RICK ANDERSON

# 40

**PITCHING COACH**

Named pitching coach January 7, 2002

BATS/THROWS: R/R

BORN: 11/29/56 in Everett, WA

RESIDES: Ft. Myers, FL

**PERSONAL:** Richard Arlen Anderson...wife Rhonda (Mason), daughters Cortnie (9/11/82) and Ashley (10/27/91), and son Ricky (6/7/86)...1975 graduate of Mariner (WA) High School where he was selected to the All-State team in senior season...attended Everett Community College and the University of Washington.

**COACHING CAREER:** Worked his 12th season as pitching coach in 2013...named Twins pitching coach January 7, 2002...named pitching coach for Triple-A Salt Lake prior to 1995 season...served as pitching coach for Double-A Nashville 1993-94...served as pitching coach for Single-A Kenosha 1990-92...joined Twins organization as pitching coach for Rookie Sarasota in 1989.

**PLAYING CAREER:** Tossed a 9.0-inning no-hitter May 12, 1979 vs. Double-A Shreveport...named to International League All-Star team in 1985...began 1986 season at Triple-A Tidewater and recalled June 8...made major league debut June 9, 1986 vs. Philadelphia...recorded first major league win August 6, 1986 at Chicago-NL...only professional save August 10, 1986 at Montreal...acquired by Kansas City along with catcher Ed Hearn and pitcher Mauro Gozzo from the Mets in exchange for pitcher David Cone and catcher Chris Jelic March 27, 1987...began 1988 season at Triple-A Omaha before being promoted to Kansas City and pitched a season-high 7.1 innings June 22 at Chicago-AL.

**PROFESSIONAL:** New York Mets 24th round pick in the 1978 First-Year Player Draft; signed by scout Marvin Scott.

## ANDERSON'S PITCHING RECORD

| YEAR                          | CLUB         | W-L        | ERA         | G         | GS        | CG       | SH       | SV       | IP          | H          | R         | ER        | HR       | HB       | BB        | SO        | WP       | BK       | BAA         |
|-------------------------------|--------------|------------|-------------|-----------|-----------|----------|----------|----------|-------------|------------|-----------|-----------|----------|----------|-----------|-----------|----------|----------|-------------|
| 1978                          | Little Falls | 2-3        | 2.25        | 14        | 2         | 1        | 0        | 3        | 40.0        | 48         | 25        | 10        | 1        | 0        | 20        | 40        | 4        | 0        | .286        |
| 1979                          | Jackson      | 8-11       | 3.85        | 25        | 21        | 7        | 1        | 0        | 131.0       | 124        | 72        | 56        | 5        | 3        | 43        | 71        | 4        | 0        | .240        |
| 1980                          | Tidewater    | 1-3        | 3.83        | 14        | 0         | 0        | 0        | 1        | 40.0        | 36         | 18        | 17        | 4        | 0        | 15        | 25        | 0        | 0        | .231        |
|                               | Jackson      | 3-2        | 3.23        | 25        | 1         | 0        | 0        | 4        | 64.0        | 57         | 24        | 23        | 7        | 1        | 17        | 48        | 1        | 1        | .229        |
| 1981                          | Tidewater    | 3-5        | 3.34        | 37        | 0         | 0        | 0        | 3        | 89.0        | 68         | 34        | 33        | 3        | 1        | 45        | 41        | 2        | 0        | .203        |
| 1982                          | Tidewater    | 4-2        | 3.26        | 31        | 0         | 0        | 0        | 2        | 80.0        | 84         | 35        | 29        | 6        | 0        | 23        | 49        | 2        | 0        | .259        |
| 1983                          | Jackson      | 5-1        | 3.59        | 13        | 12        | 1        | 0        | 1        | 77.2        | 77         | 40        | 31        | 7        | 4        | 29        | 48        | 2        | 0        | .247        |
|                               | Tidewater    | 2-1        | 4.05        | 15        | 1         | 0        | 0        | 2        | 40.0        | 37         | 19        | 18        | 1        | 0        | 22        | 23        | 2        | 0        | .236        |
| 1984                          | Tidewater    | 6-9        | 3.38        | 26        | 17        | 3        | 1        | 3        | 130.1       | 118        | 59        | 49        | 9        | 1        | 48        | 93        | 3        | 1        | .236        |
| 1985                          | Tidewater    | 6-3        | 1.98        | 48        | 2         | 0        | 0        | 7        | 95.1        | 79         | 28        | 21        | 3        | 0        | 33        | 54        | 2        | 1        | .242        |
| 1986                          | Tidewater    | 7-2        | 2.68        | 22        | 8         | 1        | 1        | 0        | 84.0        | 76         | 26        | 25        | 8        | 0        | 16        | 56        | 1        | 0        | .217        |
|                               | NEW YORK-NL  | 2-1        | 2.72        | 15        | 5         | 0        | 0        | 1        | 49.2        | 45         | 17        | 15        | 3        | 0        | 11        | 21        | 1        | 1        | .245        |
| 1987                          | KANSAS CITY  | 0-2        | 13.85       | 6         | 2         | 0        | 0        | 0        | 13.0        | 26         | 22        | 20        | 3        | 2        | 9         | 12        | 0        | 0        | .394        |
|                               | Omaha        | 6-5        | 4.52        | 15        | 14        | 0        | 0        | 0        | 79.2        | 94         | 44        | 40        | 9        | 3        | 22        | 47        | 6        | 0        | .281        |
| 1988                          | Omaha        | 7-4        | 2.62        | 14        | 14        | 4        | 2        | 0        | 99.2        | 92         | 37        | 29        | 5        | 3        | 23        | 54        | 0        | 0        | .235        |
|                               | KANSAS CITY  | 2-1        | 4.24        | 7         | 3         | 0        | 0        | 0        | 34.0        | 41         | 17        | 16        | 3        | 1        | 9         | 9         | 1        | 0        | .308        |
| <b>National League Totals</b> |              | <b>2-1</b> | <b>2.72</b> | <b>15</b> | <b>5</b>  | <b>0</b> | <b>0</b> | <b>1</b> | <b>49.2</b> | <b>45</b>  | <b>17</b> | <b>15</b> | <b>3</b> | <b>0</b> | <b>11</b> | <b>21</b> | <b>1</b> | <b>1</b> | <b>.245</b> |
| <b>American League Totals</b> |              | <b>2-3</b> | <b>6.89</b> | <b>13</b> | <b>5</b>  | <b>0</b> | <b>0</b> | <b>0</b> | <b>47.0</b> | <b>67</b>  | <b>39</b> | <b>36</b> | <b>6</b> | <b>3</b> | <b>18</b> | <b>21</b> | <b>1</b> | <b>0</b> | <b>.337</b> |
| <b>Major League Totals</b>    |              | <b>4-4</b> | <b>4.75</b> | <b>28</b> | <b>10</b> | <b>0</b> | <b>0</b> | <b>1</b> | <b>96.2</b> | <b>112</b> | <b>56</b> | <b>51</b> | <b>9</b> | <b>3</b> | <b>29</b> | <b>42</b> | <b>2</b> | <b>1</b> | <b>.292</b> |



# TOM BRUNANSKY

# 23

**HITTING COACH**

Named hitting coach October 22, 2012

**BATS/THROWS:** R/R

**BORN:** 8/20/1960 in Covina, CA

**RESIDES:** Poway, CA

COACHES

**PERSONAL:** Thomas Andrew Brunansky...wife Colleen, sons Jason (12/1/89), Ryan (9/17/91) and Thomas (1/5/96), daughters Alexa (12/10/93) and Erin (10/19/98)...1978 graduate of West Covina (CA) High School, participating in baseball, basketball and football, earning All-American honors in baseball and football...turned down a football/baseball scholarship from Stanford and attended Cal Poly at Pomona in 1978-79...brother-in-law of ex-major leaguer and former Twin Dave Engle...named one of the "50 Greatest Twins" in 2010...ranks ninth on Twins All-time home run list (163) and 13th in walks (394)...795 games played in right field ranks second in Twins history (Tony Oliva - 1,137).

**COACHING CAREER:** Named Twins hitting coach October 22, 2012...spent 2012 as hitting coach for Triple-A Rochester...spent 2011 as hitting coach for Double-A New Britain...joined the Twins organization as a coach for GCL Twins in July of 2010...coached high school baseball at Poway (CA) High School, 2005-10.

**PLAYING CAREER:** Played 14 seasons in the major leagues with California, Minnesota, St. Louis, Boston and Milwaukee...Angels Opening Day left fielder in 1981...traded to Minnesota along with pitcher Mike Walters in exchange for pitcher Doug Corbett and infielder Rob Wilfong May 11, 1982...named right fielder on Major League Baseball's All-Rookie team in 1982...hit 32 home runs in 1984, marking the most for a Twin since Harmon Killebrew had 41 in 1970...named to American League All-Star team in 1985 and participated in the home run derby, hitting four home runs...was a member of the 1987 World Champion Minnesota Twins, hitting .412 with two home runs, four doubles, and nine RBI in the ALCS vs. Detroit...traded to St. Louis in exchange for infielder Tommy Herr April 22, 1988...recorded 1,000th career hit, a two-run shot off Houston's Bob Forsch, May 30, 1989...hit 200th career home run off San Francisco's Craig Lefferts July 19, 1989...traded to Boston in exchange for pitcher Lee Smith May 4, 1990...traded back to Boston in exchange for catcher Dave Valle June 16, 1994.

**PROFESSIONAL:** California's first round pick (14th overall) in the 1978 First-Year Player Draft; signed by scout Larry Himes.

## BRUNANSKY'S PLAYING RECORD

| YEAR                          | CLUB           | AVG         | G           | AB          | R          | H           | 2B         | 3B        | HR         | RBI        | SH       | SF        | HB        | BB         | SO          | SB        | CS        | E         | OBP         |
|-------------------------------|----------------|-------------|-------------|-------------|------------|-------------|------------|-----------|------------|------------|----------|-----------|-----------|------------|-------------|-----------|-----------|-----------|-------------|
| 1978                          | Idaho Falls    | .332        | 48          | 190         | 56         | 63          | 14         | 4         | 6          | 45         | 0        | 2         | 1         | 45         | 34          | 17        | 2         | 8         | .458        |
| 1979                          | Salinas        | .270        | 140         | 485         | 85         | 131         | 23         | 1         | 23         | 76         | 0        | 6         | 5         | 100        | 116         | 20        | 15        | 6         | .396        |
| 1980                          | El Paso        | .323        | 128         | 496         | 103        | 160         | 24         | 8         | 24         | 97         | 0        | 4         | 3         | 75         | 96          | 23        | 7         | 14        | .412        |
|                               | Salt Lake City | .344        | 9           | 32          | 7          | 11          | 2          | 2         | 1          | 8          | 0        | 1         | 0         | 5          | 3           | 0         | 0         | 0         | .421        |
| 1981                          | Salt Lake City | .332        | 96          | 343         | 61         | 114         | 17         | 10        | 22         | 81         | 4        | 2         | 3         | 57         | 74          | 6         | 7         | 5         | .430        |
|                               | CALIFORNIA     | .152        | 11          | 33          | 7          | 5           | 0          | 0         | 3          | 6          | 0        | 0         | 0         | 8          | 10          | 1         | 0         | 3         | .317        |
| 1982                          | Spokane        | .205        | 25          | 88          | 12         | 18          | 6          | 1         | 1          | 6          | 0        | 1         | 0         | 15         | 19          | 4         | 4         | 1         | .317        |
|                               | MINNESOTA      | .272        | 127         | 463         | 77         | 126         | 30         | 1         | 20         | 46         | 1        | 2         | 8         | 71         | 101         | 1         | 2         | 5         | .377        |
| 1983                          | MINNESOTA      | .227        | 151         | 542         | 70         | 123         | 24         | 5         | 28         | 82         | 1        | 3         | 4         | 61         | 95          | 2         | 5         | 5         | .308        |
| 1984                          | MINNESOTA      | .254        | 155         | 567         | 75         | 144         | 21         | 0         | 32         | 85         | 0        | 4         | 0         | 57         | 94          | 4         | 5         | 5         | .320        |
| 1985                          | MINNESOTA      | .242        | 157         | 567         | 71         | 137         | 28         | 4         | 27         | 90         | 0        | 13        | 0         | 71         | 86          | 5         | 3         | 5         | .320        |
| 1986                          | MINNESOTA      | .256        | 157         | 593         | 69         | 152         | 28         | 1         | 23         | 75         | 1        | 7         | 1         | 53         | 98          | 12        | 4         | 6         | .315        |
| 1987                          | MINNESOTA      | .259        | 155         | 532         | 83         | 138         | 22         | 2         | 32         | 85         | 0        | 4         | 4         | 74         | 104         | 11        | 11        | 3         | .352        |
| 1988                          | MINNESOTA      | .184        | 14          | 49          | 5          | 9           | 1          | 0         | 1          | 6          | 0        | 0         | 0         | 7          | 10          | 1         | 2         | 3         | .286        |
|                               | ST. LOUIS      | .245        | 143         | 523         | 69         | 128         | 22         | 4         | 22         | 79         | 1        | 6         | 4         | 79         | 82          | 16        | 6         | 1         | .345        |
| 1989                          | ST. LOUIS      | .239        | 158         | 556         | 67         | 133         | 29         | 3         | 20         | 85         | 0        | 5         | 2         | 59         | 107         | 5         | 9         | 7         | .312        |
| 1990                          | ST. LOUIS      | .158        | 19          | 57          | 5          | 9           | 3          | 0         | 1          | 2          | 0        | 1         | 1         | 12         | 10          | 0         | 0         | 2         | .310        |
|                               | BOSTON         | .287        | 129         | 461         | 61         | 123         | 24         | 5         | 15         | 71         | 0        | 8         | 3         | 54         | 105         | 5         | 10        | 5         | .342        |
| 1991                          | BOSTON         | .229        | 142         | 459         | 54         | 105         | 24         | 1         | 16         | 70         | 0        | 8         | 3         | 49         | 72          | 1         | 2         | 3         | .303        |
| 1992                          | BOSTON         | .266        | 138         | 458         | 47         | 122         | 41         | 3         | 15         | 74         | 2        | 7         | 0         | 66         | 96          | 2         | 5         | 6         | .354        |
| 1993                          | MILWAUKEE      | .183        | 80          | 224         | 20         | 41          | 7          | 3         | 6          | 29         | 2        | 0         | 0         | 25         | 59          | 3         | 4         | 2         | .265        |
| 1994                          | MILWAUKEE      | .214        | 16          | 28          | 2          | 6           | 2          | 0         | 0          | 0          | 0        | 0         | 0         | 1          | 9           | 0         | 0         | 0         | .241        |
|                               | BOSTON         | .237        | 48          | 177         | 22         | 42          | 10         | 1         | 10         | 34         | 0        | 4         | 0         | 23         | 48          | 0         | 2         | 1         | .319        |
| <b>Minor League Totals</b>    |                | <b>.304</b> | <b>446</b>  | <b>1633</b> | <b>323</b> | <b>497</b>  | <b>86</b>  | <b>26</b> | <b>77</b>  | <b>313</b> | <b>4</b> | <b>16</b> | <b>12</b> | <b>297</b> | <b>342</b>  | <b>70</b> | <b>35</b> | <b>34</b> | <b>.412</b> |
| <b>American League Totals</b> |                | <b>.247</b> | <b>1480</b> | <b>5153</b> | <b>663</b> | <b>1273</b> | <b>252</b> | <b>26</b> | <b>228</b> | <b>753</b> | <b>7</b> | <b>60</b> | <b>23</b> | <b>620</b> | <b>988</b>  | <b>48</b> | <b>55</b> | <b>51</b> | <b>.327</b> |
| <b>National League Totals</b> |                | <b>.238</b> | <b>320</b>  | <b>1136</b> | <b>141</b> | <b>270</b>  | <b>54</b>  | <b>7</b>  | <b>43</b>  | <b>166</b> | <b>1</b> | <b>12</b> | <b>7</b>  | <b>150</b> | <b>199</b>  | <b>21</b> | <b>15</b> | <b>10</b> | <b>.327</b> |
| <b>Major League Totals</b>    |                | <b>.245</b> | <b>1800</b> | <b>6289</b> | <b>804</b> | <b>1543</b> | <b>306</b> | <b>33</b> | <b>271</b> | <b>919</b> | <b>8</b> | <b>72</b> | <b>30</b> | <b>770</b> | <b>1187</b> | <b>69</b> | <b>70</b> | <b>61</b> | <b>.327</b> |



# BOBBY CUELLAR

# 18

**BULLPEN COACH**

Named bullpen coach October 22, 2012

**BATS/THROWS:** R/R

**BORN:** 8/20/52 in Alice, TX

**RESIDES:** Alice, TX

**PERSONAL:** Robert Cuellar...wife Nora, daughters Tiffany (3/8/80) and Emma (6/23/89) and son Bobby Ray (9/28/83)...University of Texas alum.

**COACHING CAREER:** Named Twins bullpen coach October 22, 2012...Triple-A Rochester pitching coach 2009-12...managed Double-A New Britain in 2008 (64-77)...Pittsburgh Pirates bullpen coach from 2006-07...Triple-A Rochester/Edmonton pitching coach from 2002-05...Texas Rangers bullpen coach in 2001...Montreal Expos pitching coach from 1997-2000...Seattle Mariners pitching coach from 1995-96...Triple-A Calgary (Seattle) pitching coach in 1994...Seattle organization's roving instructor from 1992-93...served as pitching coach for Double-A Jacksonville in 1991, Double-A Williamsport from 1989-90, Single-A San Bernardino in 1988, Calgary in 1985, Salt Lake in 1984 and Bakersfield in 1983...managed Wausau in the Midwest League from 1986-87, going 73-66 with a first place and second place finish.

**PLAYING CAREER:** Recorded 17 saves in 49 games for Single-A Lynchburg in 1975...won 10 games for Triple-A Tucson in 1977...appeared in four games for the Rangers in 1977, allowing one run on four hits in 6.2 innings pitched (1.35 ERA).

**PROFESSIONAL:** Rangers 29th round pick in the 1974 First-Year Player Draft.

## CUELLAR'S PLAYING RECORD

| YEAR                       | CLUB           | W-L          | ERA         | G          | GS        | CG       | SH       | SV        | IP           | H          | R          | ER         | HR        | HB        | BB         | SO         | WP        | BK       |
|----------------------------|----------------|--------------|-------------|------------|-----------|----------|----------|-----------|--------------|------------|------------|------------|-----------|-----------|------------|------------|-----------|----------|
| 1974                       | GCL Rangers    | 4-1          | 3.54        | 22         | 0         | 0        | 0        | 2         | 28.0         | 26         | 15         | 11         | 0         | 3         | 11         | 32         | 5         | 0        |
|                            | Gastonia       | 4-1          | 3.38        | 5          | 0         | 0        | 0        | 1         | 20.0         | 15         | 11         | 8          | 0         | 3         | 10         | 22         | 4         | 0        |
| 1975                       | Lynchburg      | 9-4          | 2.57        | 49         | 0         | 0        | 0        | 17        | 91.0         | 70         | 32         | 26         | 3         | 2         | 55         | 73         | 6         | 0        |
| 1976                       | San Antonio    | 9-5          | 2.65        | 48         | 1         | 1        | 0        | 15        | 85.0         | 67         | 30         | 25         | 3         | 3         | 31         | 63         | 1         | 0        |
| 1977                       | Tucson         | 10-6         | 3.48        | 50         | 0         | 0        | 0        | 8         | 93.0         | 106        | 39         | 36         | 5         | 3         | 34         | 66         | 5         | 1        |
|                            | TEXAS          | 0-0          | 1.35        | 4          | 0         | 0        | 0        | 0         | 6.2          | 4          | 1          | 1          | 1         | 0         | 2          | 3          | 0         | 0        |
| 1978                       | Tucson         | 4-8          | 4.38        | 39         | 1         | 0        | 0        | 6         | 76.0         | 90         | 45         | 37         | 6         | 0         | 39         | 36         | 3         | 0        |
| 1979                       | Tacoma         | 3-7          | 3.33        | 37         | 4         | 1        | 0        | 4         | 127.0        | 127        | 61         | 47         | 6         | 2         | 53         | 69         | 4         | 1        |
| 1980                       | Tacoma         | 8-3          | 3.30        | 51         | 0         | 0        | 0        | 15        | 90.0         | 82         | 37         | 33         | 5         | 1         | 35         | 55         | 3         | 0        |
| 1981                       | Charleston     | 6-7          | 4.65        | 40         | 5         | 0        | 0        | 1         | 89.0         | 100        | 55         | 46         | 8         | 3         | 48         | 55         | 12        | 0        |
| 1983                       | Bakersfield    | 0-0          | 11.81       | 4          | 0         | 0        | 0        | 0         | 5.1          | 7          | 7          | 7          | 1         | 0         | 3          | 2          | 1         | 0        |
| 1984                       | Salt Lake City | 0-1          | 6.30        | 6          | 0         | 0        | 0        | 0         | 10.0         | 17         | 7          | 7          | 0         | 0         | 6          | 6          | 0         | 0        |
| 1985                       | Calgary        | 0-0          | 0.00        | 1          | 0         | 0        | 0        | 0         | 1.0          | 1          | 1          | 0          | 0         | 0         | 1          | 1          | 1         | 0        |
| <b>Minor League Totals</b> |                | <b>53-42</b> | <b>3.56</b> | <b>347</b> | <b>11</b> | <b>2</b> | <b>0</b> | <b>68</b> | <b>695.1</b> | <b>693</b> | <b>329</b> | <b>275</b> | <b>37</b> | <b>17</b> | <b>316</b> | <b>458</b> | <b>41</b> | <b>2</b> |
| <b>Major League Totals</b> |                | <b>0-0</b>   | <b>1.35</b> | <b>4</b>   | <b>0</b>  | <b>0</b> | <b>0</b> | <b>0</b>  | <b>6.2</b>   | <b>4</b>   | <b>12</b>  | <b>1</b>   | <b>1</b>  | <b>0</b>  | <b>2</b>   | <b>3</b>   | <b>0</b>  | <b>0</b> |

## CUELLAR'S RECORD AS MANAGER

| YEAR                       | CLUB        | LEAGUE  | POSITION               | W          | L          | PCT.        |
|----------------------------|-------------|---------|------------------------|------------|------------|-------------|
| 1986                       | Wausau      | Midwest | 2nd (North Division)   | 73         | 66         | .525        |
| 1987                       | Wausau      | Midwest | 4th (North Division)   | 57         | 83         | .407        |
| 2008                       | New Britain | Eastern | 5th (Eastern Division) | 64         | 77         | .454        |
| <b>Minor League Totals</b> |             |         |                        | <b>194</b> | <b>226</b> | <b>.462</b> |

## TWINS MANAGERS

| MANAGERS          | SEASONS   | FINISHES  | WON  | LOST | PCT. |
|-------------------|-----------|---|------|------|------|
| Cookie Lavagetto* | 1961      | 9th   | 25   | 41   | .379 |
| Sam Mele          | 1961-67   | 7th-2nd-3rd-6th-1st-2nd-6th                                 | 522  | 431  | .548 |
| Cal Ermer*        | 1967-68   | 2nd-7th   | 145  | 129  | .529 |
| Billy Martin*     | 1969      | 1st   | 97   | 65   | .599 |
| Bill Rigney*      | 1970-72   | 1st-5th-3rd   | 208  | 184  | .531 |
| Frank Quilici     | 1972-75   | 3rd-3rd-3rd-4th   | 280  | 287  | .494 |
| Gene Mauch*       | 1976-80   | 3rd-4th-4th-4th-4th   | 378  | 394  | .490 |
| Johnny Goryl      | 1980-81   | 3rd-6th   | 34   | 38   | .472 |
| Billy Gardner     | 1981-85   | (7th-4th)-7th-5th-2nd-6th                                   | 268  | 353  | .432 |
| Ray Miller        | 1985-86   | 4th-7th   | 109  | 130  | .456 |
| Tom Kelly         | 1986-2001 | 6th-1st-2nd-5th-7th-1st-2nd-5th-4th-5th-4th-4th-5th-5th-2nd | 1140 | 1244 | .478 |
| Ron Gardenhire    | 2002-13   | 1st-1st-1st-3rd-1st-3rd-2nd-1st-1st-5th-5th-4th             | 998  | 947  | .513 |

\* - Deceased

## TERRY STEINBACH

36

BENCH COACH



Named bench coach October 22, 2012

BATS/THROWS: R/R

BORN: 3/2/62 in New Ulm, MN

RESIDES: Annandale, MN

**PERSONAL:** Terry Lee Steinbach...wife Mary (Barnes), daughter Jill (10/14/87) and sons Lucas (10/29/90) and Jake (10/5/93)...1980 graduate of New Ulm (MN) High School where he played baseball and hockey...is New Ulm High School's all-time leading scorer in hockey...attended the University of Minnesota from 1980-83, one of three Steinbach brothers to play for the Golden Gophers (brother, Tom, played in Seattle organization)...named two-time first team All-Big Ten selection in 1982-83...named Big Ten Tournament's Most Valuable Player in 1982 while guiding Golden Gophers to a Big Ten title, the first under head coach John Anderson...named Big Ten Player of the Year in 1983...named 1992 National American Legion "Graduate of the Year," an annual award presented to a player who participated in American Legion Baseball and best exemplifies the principles and purposes of the program...spent five seasons as assistant coach at Wayzata (MN) High School 2008-12.

**COACHING CAREER:** 2013 marked his first professional coaching position; named bench coach on October 22, 2012...assisted the Twins spring training staff for 13 seasons 2000-12.

**PLAYING CAREER:** Began career as third baseman in Oakland organization in 1983...moved to catcher in 1986 and named Southern League MVP and SL All-Star Game MVP...homered in first major league at-bat, off Greg Swindell, September 12, 1986 at Cleveland...voted AL All-Star starting catcher, earning MVP honors with a home run off Dwight Gooden, in 1988...earned second AL All-Star honor in 1989...was a member of the 1989 World Champion Oakland Athletics...earned third AL All-Star honor in 1993...ranked third best defensive catcher in the AL by *Baseball America* in 1994...recorded 1,000th career hit, singling off Mark Langston September 28, 1995 at California...recorded 100th career home run, off Darren Oliver, April 15, 1996 at Texas...caught 1,000th career game July 26, 1996 at Toronto...set AL record with 34 home runs as catcher (35 total - one as pinch hitter) in 1996 -- record eventually eclipsed 10 times since...signed two-year contract with Minnesota December 5, 1996...made Twins debut, becoming the 24th Minnesota native to play for the Twins, April 1, 1997...hit 150th career home run July 3, 1998 vs. Detroit...re-signed for one-year with Minnesota January 4, 1999.

**PROFESSIONAL:** Oakland's ninth round pick in the 1983 First-Year Player Draft; signed by scout Jim Perry...originally selected by Cleveland in the 16th round of 1980 First-Year Player Draft, but did not sign.

## STEINBACH'S PLAYING RECORD

| YEAR | CLUB                | AVG  | G    | AB   | R   | H    | 2B  | 3B | HR  | RBI | SH | SF | HB | BB  | SO  | SB | CS | E  | OBP  |
|------|---------------------|------|------|------|-----|------|-----|----|-----|-----|----|----|----|-----|-----|----|----|----|------|
| 1983 | Medford             | .315 | 62   | 219  | 42  | 69   | 16  | 0  | 6   | 38  | 0  | 1  | 5  | 28  | 22  | 8  | 4  | 17 | .403 |
| 1984 | Madison             | .295 | 135  | 474  | 57  | 140  | 24  | 6  | 11  | 79  | 4  | 7  | 1  | 49  | 59  | 5  | 6  | 26 | .358 |
| 1985 | Huntsville          | .272 | 128  | 456  | 64  | 124  | 31  | 3  | 9   | 72  | 4  | 7  | 3  | 45  | 36  | 4  | 1  | 6  | .337 |
| 1986 | Huntsville          | .325 | 138  | 505  | 113 | 164  | 33  | 2  | 24  | 132 | 0  | 7  | 5  | 94  | 74  | 10 | 9  | 14 | .430 |
|      | OAKLAND             | .333 | 6    | 15   | 3   | 5    | 0   | 0  | 2   | 4   | 0  | 0  | 0  | 1   | 0   | 0  | 0  | 1  | .375 |
| 1987 | OAKLAND             | .284 | 122  | 391  | 66  | 111  | 16  | 3  | 16  | 56  | 3  | 3  | 9  | 32  | 66  | 1  | 2  | 10 | .349 |
| 1988 | OAKLAND             | .265 | 104  | 351  | 42  | 93   | 19  | 1  | 9   | 51  | 3  | 5  | 6  | 33  | 47  | 3  | 0  | 9  | .334 |
| 1989 | OAKLAND             | .273 | 130  | 454  | 37  | 124  | 13  | 1  | 7   | 42  | 2  | 3  | 2  | 30  | 66  | 1  | 2  | 12 | .319 |
| 1990 | OAKLAND             | .251 | 114  | 379  | 32  | 95   | 15  | 2  | 9   | 57  | 5  | 3  | 4  | 19  | 66  | 0  | 1  | 5  | .291 |
| 1991 | OAKLAND             | .274 | 129  | 456  | 50  | 125  | 31  | 1  | 6   | 67  | 0  | 9  | 7  | 22  | 70  | 2  | 2  | 15 | .312 |
| 1992 | OAKLAND             | .279 | 128  | 438  | 48  | 122  | 20  | 1  | 12  | 53  | 0  | 3  | 1  | 45  | 58  | 2  | 3  | 10 | .345 |
| 1993 | OAKLAND             | .285 | 104  | 389  | 47  | 111  | 19  | 1  | 10  | 43  | 0  | 1  | 3  | 25  | 65  | 3  | 3  | 7  | .333 |
| 1994 | OAKLAND             | .285 | 103  | 369  | 51  | 105  | 21  | 2  | 11  | 57  | 1  | 6  | 0  | 26  | 62  | 2  | 1  | 1  | .327 |
| 1995 | OAKLAND             | .278 | 114  | 406  | 43  | 113  | 26  | 1  | 15  | 65  | 1  | 4  | 3  | 25  | 74  | 1  | 3  | 6  | .322 |
| 1996 | OAKLAND             | .272 | 145  | 514  | 79  | 140  | 25  | 1  | 35  | 100 | 0  | 2  | 6  | 49  | 115 | 0  | 2  | 7  | .342 |
| 1997 | MINNESOTA           | .248 | 122  | 447  | 60  | 111  | 27  | 1  | 12  | 54  | 0  | 4  | 1  | 35  | 106 | 6  | 2  | 6  | .302 |
| 1998 | MINNESOTA           | .242 | 124  | 422  | 45  | 102  | 25  | 2  | 14  | 54  | 0  | 1  | 4  | 38  | 89  | 0  | 1  | 7  | .310 |
| 1999 | MINNESOTA           | .284 | 101  | 338  | 35  | 96   | 16  | 4  | 4   | 42  | 0  | 2  | 2  | 38  | 54  | 2  | 2  | 5  | .358 |
|      | Minor League Totals | .300 | 463  | 1654 | 276 | 497  | 104 | 11 | 50  | 321 | 8  | 22 | 14 | 216 | 191 | 27 | 20 | 64 | .381 |
|      | Major League Totals | .271 | 1546 | 5369 | 638 | 1453 | 273 | 21 | 162 | 745 | 15 | 46 | 48 | 418 | 938 | 23 | 22 | 92 | .326 |



# SCOTT ULLGER

FIRST BASE COACH

# 45

Named first base coach October 21, 2012

BATS/THROWS: R/R

BORN: 6/10/55 in New York, NY

RESIDES: Visalia, CA

**PERSONAL:** Scott Matthew Ullger (pronounced ULL-ger)...wife Selene (Mullins), daughter Jenna (4/24/85)...majored in criminal justice at St. John's (NY) University where he was a shortstop.

**COACHING CAREER:** Named Twins first base coach and outfield instructor October 12, 2012...Twins bench coach 2011-12...Twins third base coach 2006-10...Twins hitting coach 1998-2005...coached third base due to Al Newman's illness September 10, 2003 through the end of the season...Twins third base coach 1996-98...Twins first base coach in 1995...managed Triple-A Salt Lake in 1994, leading them to the playoffs but lost 3-2 to Vancouver...managed Triple-A Portland from 1992-93 and won both halves of division in 1993, losing to Tucson (4-2) in Pacific Coast League championship...named league's Most Outstanding Manager and best managerial prospect by *Baseball America* after the season...won second half division, but lost to Vancouver in divisional playoffs in 1992...managed Double-A Orlando in 1991, leading them to a second half championship, beating Greenville (3-0) in the divisional playoffs and Birmingham (3-1) in the Southern League championship...managed at Single-A Visalia from 1988-90, and was named California League Manager of the Year in 1990...named league's best managerial prospect by *Baseball America* in 1990.

**PLAYING CAREER:** Had highest fielding percentage among league first basemen, but was nine games shy of qualifying in 1984 at Triple-A Toledo...made major league debut with the Twins April 17, 1983 vs. California...went hitless in first 19 at-bats before singling off Steve Renko for first major league hit and RBI June 8, 1983 at Kansas City...led International League in on-base percentage (.423) in 1982...named Southern League All-Star in 1981...switched to outfield in 1980 after playing third base through first three seasons...led California League in doubles and was eighth in batting in 1978.

**PROFESSIONAL:** Minnesota's 18th round pick in the 1977 First-Year Player Draft; signed by scout Herb Stein.

## ULLGER'S PLAYING RECORD

| YEAR                       | CUB              | AVG         | G           | AB          | R          | H           | 2B         | 3B        | HR         | RBI        | SH        | SF        | HB        | BB         | SO         | SB        | CS        | E          | OBP         |
|----------------------------|------------------|-------------|-------------|-------------|------------|-------------|------------|-----------|------------|------------|-----------|-----------|-----------|------------|------------|-----------|-----------|------------|-------------|
| 1977                       | Wisconsin Rapids | .293        | 81          | 276         | 52         | 81          | 17         | 4         | 5          | 35         | 4         | 2         | 3         | 56         | 66         | 7         | 12        | 17         | .415        |
| 1978                       | Visalia          | .320        | 134         | 465         | 105        | 149         | 36         | 2         | 20         | 108        | 5         | 7         | 8         | 96         | 78         | 13        | 4         | 33         | .439        |
| 1979                       | Orlando          | .269        | 126         | 412         | 66         | 111         | 21         | 4         | 8          | 50         | 6         | 8         | 6         | 69         | 73         | 7         | 4         | 29         | .405        |
| 1980                       | Orlando          | .263        | 136         | 460         | 55         | 121         | 25         | 0         | 8          | 51         | 4         | 0         | 3         | 73         | 89         | 2         | 4         | 4          | .368        |
| 1981                       | Orlando          | .269        | 138         | 483         | 86         | 130         | 23         | 2         | 20         | 87         | 8         | 9         | 6         | 77         | 72         | 2         | 6         | 6          | .370        |
| 1982                       | Toledo           | .290        | 115         | 352         | 77         | 102         | 16         | 4         | 14         | 60         | 5         | 0         | 3         | 78         | 74         | 4         | 2         | 4          | .423        |
| 1983                       | MINNESOTA        | .190        | 35          | 79          | 8          | 15          | 4          | 0         | 0          | 5          | 0         | 0         | 1         | 5          | 21         | 0         | 2         | 2          | .247        |
| 1984                       | Toledo           | .258        | 113         | 357         | 50         | 92          | 16         | 1         | 11         | 58         | 4         | 5         | 3         | 58         | 84         | 1         | 2         | 6          | .362        |
| 1985                       | Toledo           | .292        | 112         | 384         | 58         | 112         | 13         | 6         | 15         | 58         | 3         | 4         | 2         | 59         | 55         | 2         | 1         | 9          | .385        |
| 1986                       | Toledo           | .262        | 121         | 413         | 50         | 108         | 10         | 2         | 15         | 57         | 0         | 4         | 2         | 51         | 63         | 0         | 0         | 8          | .359        |
| 1987                       | Rochester        | .277        | 96          | 307         | 52         | 85          | 19         | 0         | 12         | 38         | 2         | 0         | 2         | 39         | 84         | 1         | 3         | 5          | .362        |
| <b>Minor League Totals</b> |                  | <b>.279</b> | <b>1171</b> | <b>3909</b> | <b>651</b> | <b>1091</b> | <b>196</b> | <b>25</b> | <b>128</b> | <b>602</b> | <b>41</b> | <b>39</b> | <b>38</b> | <b>656</b> | <b>738</b> | <b>35</b> | <b>38</b> | <b>121</b> | <b>.385</b> |
| <b>Major League Totals</b> |                  | <b>.190</b> | <b>35</b>   | <b>79</b>   | <b>8</b>   | <b>15</b>   | <b>4</b>   | <b>0</b>  | <b>0</b>   | <b>5</b>   | <b>0</b>  | <b>0</b>  | <b>1</b>  | <b>5</b>   | <b>21</b>  | <b>0</b>  | <b>2</b>  | <b>2</b>   | <b>.247</b> |

## ULLGER'S RECORD AS MANAGER

| YEAR                       | CLUB      | LEAGUE        | POSITION                       | W          | L          | PCT.        |
|----------------------------|-----------|---------------|--------------------------------|------------|------------|-------------|
| 1988                       | Visalia   | California    | 3rd (1st half), 2nd (2nd half) | 80         | 62         | .563        |
| 1989                       | Visalia   | California    | 4th (1st half), 2nd (2nd half) | 76         | 66         | .535        |
| 1990                       | Visalia   | California    | 1st (1st half), 1st (2nd half) | 90         | 51         | .638        |
| 1991                       | Orlando   | Southern      | 1st (1st half), 1st (2nd half) | 77         | 67         | .535        |
| 1992                       | Portland  | Pacific Coast | 2nd (1st half), 1st (2nd half) | 83         | 61         | .576        |
| 1993                       | Portland  | Pacific Coast | 1st (1st half), 1st (2nd half) | 87         | 56         | .608        |
| 1994                       | Salt Lake | Pacific Coast | 2nd (1st half), 2nd (2nd half) | 74         | 70         | .514        |
| <b>Minor League Totals</b> |           |               |                                | <b>567</b> | <b>433</b> | <b>.567</b> |



# JOE VAVRA

THIRD BASE COACH

46

COACHES

Named third base coach October 22, 2012  
**BATS/THROWS:** L/R  
**BORN:** 11/16/59 in Chippewa Falls, WI  
**RESIDES:** Menomonie, WI

**PERSONAL:** Joseph Alan Vavra (pronounced VAH-vra)...wife Lesa (Heise), sons Tanner (7/6/89), Treysen (9/17/91) and Terrin (5/12/97)...1978 graduate of Chippewa Falls Senior (WI) High School...named captain and MVP in baseball during senior season...1985 graduate of University of Wisconsin-Stout with a degree in industrial technology with a concentration in plant engineering...son Tanner was drafted by the Twins in the 30th round of the 2013 First-Year Player Draft out of Valparaiso University.

**COACHING CAREER:** Named Twins third base coach October 22, 2012...served as Twins hitting coach 2006-12...served as Twins minor league field coordinator 2002-05...head coach at University of Wisconsin-Stout in 2001 before becoming interim director of player development for the Los Angeles Dodgers...minor league baserunning and bunting instructor for the Los Angeles Dodgers in 2000...served as major league roving coach for first half of the 1999 season before serving as minor league field coordinator in the second half...began 1998 season as special assignment major league coach for the Los Angeles Dodgers, before becoming minor league field coordinator at mid-point of season...managed Single-A Yakima 1994-97 and named Northwest League Manager of the Year in 1994 and 1996...led Yakima to Northern Division title in 1994 and Northwest League Championship in 1996...managed Single-A Vero Beach Dodgers in 1993...managed Single-A Yakima in the Northwest League in 1991-92...managed Rookie Great Falls Dodgers to consecutive league championships in 1989-90...named coach at Single-A Sarasota in 1987.

**PLAYING CAREER:** Played five seasons in the Dodgers organization from 1982-86...hit .307 (92-for-300) in 96 games for Double-A San Antonio in parts of two seasons.

**PROFESSIONAL:** Los Angeles Dodgers eighth round pick in the 1982 First-Year Player Draft; signed by scout Dale McReynolds.

## VAVRA'S PLAYING RECORD

| YEAR                       | CLUB        | AVG         | G          | AB          | R          | H          | 2B        | 3B       | HR       | RBI        | SH       | SF       | HB       | BB         | SO        | SB        | CS        | E         | OBP         |
|----------------------------|-------------|-------------|------------|-------------|------------|------------|-----------|----------|----------|------------|----------|----------|----------|------------|-----------|-----------|-----------|-----------|-------------|
| 1982                       | Lodi        | .242        | 49         | 149         | 19         | 36         | 5         | 0        | 1        | 10         | 2        | 1        | 0        | 16         | 17        | 2         | 3         | 19        | .313        |
| 1983                       | Lodi        | .312        | 110        | 420         | 58         | 131        | 19        | 2        | 0        | 37         | 0        | 5        | 1        | 37         | 26        | 6         | 4         | 16        | .365        |
| 1984                       | San Antonio | .307        | 96         | 300         | 36         | 92         | 15        | 1        | 1        | 40         | 0        | 3        | 0        | 32         | 17        | 4         | 3         | 4         | .370        |
|                            | Albuquerque | .227        | 11         | 44          | 5          | 10         | 0         | 0        | 0        | 3          | 1        | 0        | 0        | 3          | 3         | 0         | 1         | 4         | .277        |
| 1985                       | Albuquerque | .272        | 61         | 202         | 31         | 55         | 9         | 1        | 1        | 15         | 1        | 0        | 3        | 21         | 13        | 2         | 0         | 13        | .350        |
| 1986                       | Albuquerque | .250        | 38         | 72          | 11         | 18         | 3         | 1        | 0        | 5          | 1        | 0        | 0        | 7          | 8         | 0         | 2         | 4         | .316        |
| <b>Minor League Totals</b> |             | <b>.288</b> | <b>365</b> | <b>1187</b> | <b>160</b> | <b>342</b> | <b>51</b> | <b>5</b> | <b>3</b> | <b>110</b> | <b>5</b> | <b>9</b> | <b>4</b> | <b>116</b> | <b>84</b> | <b>14</b> | <b>13</b> | <b>60</b> | <b>.351</b> |

## RECORD AS MANAGER

| YEAR                       | CLUB        | LEAGUE        | POSITION   | WON        | LOST       | PCT.        |
|----------------------------|-------------|---------------|--|------------|------------|-------------|
| 1989                       | Great Falls | Pioneer       | 1st (Northern Division)                          | 53         | 14         | .791        |
| 1990                       | Great Falls | Pioneer       | 1st (Northern Division)                          | 48         | 20         | .706        |
| 1991                       | Yakima      | Northwest     | 1st (Northern Division)                          | 44         | 32         | .579        |
| 1992                       | Yakima      | Northwest     | 2nd (Northern Division)                          | 36         | 40         | .474        |
| 1993                       | Vero Beach  | Florida State | 6th (E. Div., 1st half), 2nd (E. Div., 2nd half) | 56         | 77         | .471        |
| 1994                       | Yakima      | Northwest     | 1st (Northern Division)                          | 49         | 27         | .645        |
| 1995                       | Yakima      | Northwest     | 4th (Northern Division)                          | 28         | 48         | .368        |
| 1996                       | Yakima      | Northwest     | 1st (Northern Division)                          | 40         | 36         | .526        |
| 1997                       | Yakima      | Northwest     | 4th (Northern Division)                          | 23         | 53         | .303        |
| <b>Minor League Totals</b> |             |               |  | <b>377</b> | <b>347</b> | <b>.521</b> |

# TWINS STAFF



## DAVE PRUEMER

### HEAD ATHLETIC TRAINER

Dave Pruemer completed his 19th season in the Twins organization and first as head athletic trainer after serving eight seasons as assistant athletic trainer. Pruemer attended the University of Southern Illinois where he received his B.S. in Athletic Training.

A native of Teutopolis, IL, he began his career in 1995 with the Twins organization and served as athletic trainer for Rookie Elizabethton. After one year at Elizabethton, Pruemer was promoted to Single-A Ft. Myers where he spent the 1996 and 1997 seasons.

He was the athletic trainer for Double-A New Britain from 1998-2001 and was named the Eastern League Trainer of the Year in 2000. Selected by Major League Baseball to work the Arizona Fall League in 2001 and 2003, Pruemer also served as the Twins Triple-A athletic trainer from 2002-04. He was named International League Trainer of the Year in 2004.

Dave and his wife Tina, along with daughter Hannah and sons Dillon and Tyler, live in Woodbury, MN.



## TONY LEO

### ASSISTANT ATHLETIC TRAINER

Tony Leo completed his 16th season with the Twins organization and his third as assistant athletic trainer. Leo attended Bowling Green State University where he received his B.S. in Sports Management with an Athletic Training emphasis.

A native of Salem, OH, he began his career in 1997 with the GCL Twins. Leo was hired full time in 1998 and served as the trainer for Rookie Elizabethton. He was promoted to Single-A Quad Cities, where he spent the 2000 and 2001 seasons.

Leo was the trainer for Double-A New Britain from 2002-04 and was named the 2003 Eastern League All-Star trainer. In 2005, Leo was promoted to Triple-A Rochester and was selected by MLB to work the Arizona Fall League. He served as the Triple-A trainer from 2005-10 and he was selected as the Triple-A All-Star Game trainer in 2009.

Tony and his wife, Jennifer, live in Schaumburg, IL.



## LANNING TUCKER

### ASSISTANT ATHLETIC TRAINER AND REHAB COORDINATOR

Lanning Tucker completed his 22nd season with the Twins organization and first as the Twins assistant athletic trainer and rehab coordinator. Tucker earned a Bachelor of Science degree in Health Education, Psychology and Athletic Training at Texas A&M University (1983-87) and earned his Master's Degree in Sports Medicine from the United States Sports Academy (1991-92).

Tucker worked 14 seasons as the Twins minor league trainer and rehab coordinator. He spent time training at several professional levels, including Elizabethton (1992-93), Ft. Myers (1994-95, 98), Hardware City (1996) and New Britain (1997).

Lanning, wife Jhanna and sons, Aaron and Bryan, reside in Ft. Myers, FL.



## PERRY CASTELLANO

### STRENGTH AND CONDITIONING COACH

Perry Castellano completed his seventh season as the Major League Strength and Conditioning coach and 12th overall for the Twins. His responsibilities include day-to-day instruction for the major league club as well as designing and implementing various programs throughout the entire organization.

Castellano received a B.S. in Kinesiology from Pepperdine University in Malibu, CA and a Master's degree in Management from National University in San Diego. He spent his first five seasons with the Twins as the minor league strength and conditioning coordinator after serving as minor league strength and nutrition coach for the Texas Rangers from 2000-01. Castellano was a visiting clinical instructor in athletic training at the University of Tulsa from 1999-2001.

Perry, wife Lori and sons, Cory and Brady, reside in Cape Coral, FL.

# TWINS STAFF



## ROD MCCORMICK

### EQUIPMENT MANAGER

Rod McCormick completed his 20th season with the Twins, his seventh as the club's Equipment Manager. McCormick joined the Twins as a ball boy in 1994 and became the Home Clubhouse Assistant in 1998. He was named home Clubhouse Manager in April of 2007.

A graduate of Minnetonka High School, McCormick attended the University of Minnesota from 1993-96. He oversees all the upkeep of team and personal player equipment and the movement of equipment on all road trips. Rod, wife Kristen and twin sons, Charlie and Parker, reside in Minnetonka, MN.



## JASON LIZAKOWSKI

### VISITING CLUBHOUSE MANAGER

Jason Lizakowski completed his 16th season with the Twins, second as Visiting Clubhouse Manager. Lizakowski joined the Twins as a ball boy in 1998 and became the Visiting Clubhouse Assistant in 2000. He was named Visiting Clubhouse Manager in January of 2012.

A graduate of Rosemount High School in 1991, Lizakowski, along with his father, started a small construction business serving the metro area before joining the Twins in 1998. He oversees all the upkeep of visiting team needs and the movement of equipment in and out of Target Field. Jason, wife Katie and daughter, Ava, reside in Ramsey, MN.



## NATE DAMMANN

### BULLPEN CATCHER

Nate Dammann completed his seventh season as bullpen catcher for the Twins. His responsibilities include preparing the field for batting practice as well as catching pitchers in the bullpen prior to, and during games. In addition, he assists Twins minor league coaches during Instructional League and has traveled to the Twins Academy in the Dominican Republic to coach minor league players each of the past four off-seasons.

Dammann is a 2004 graduate of Hamline University in St. Paul, MN with a degree in Secondary Education. He played four years of baseball for the Pipers and also played quarterback on their football team. Prior to joining the Twins, Dammann was a substitute teacher in the Edina Public School District. Nate, wife Kate and daughter, Ada, reside in St. Paul, MN.



## SEAN HARLIN

### MANAGER, MAJOR LEAGUE VIDEO

Sean Harlin completed his 22nd year with the Twins and eighth as Manager of Major League Video. Harlin attended St. John's University of in Collegeville, MN where he received his B.A. in English.

Harlin began his career with the Twins in 1992 as an office services assistant until joining the Twins media relations department where he served as Manager of Media Relations from 1995-2005. In his role as Manager of Major League

Video, Harlin is responsible for selecting video and baseball data for coaching and scouting purposes. Sean and his wife Andrea, along with their son Tadhg reside in Eagan, MN.



## MIKE HERMAN

### DIRECTOR, TEAM TRAVEL

Mike Herman completed his 14th season with the Twins, his first full season as Director of Team Travel. He is responsible for planning and implementing the club's travel needs, including charter aircraft, ground transportation and hotel accommodations for the entire traveling party during Spring Training and the regular season.

Herman began his career with the Twins as a Media Relations Intern in 1999, before being hired full-time as a Media Relations Assistant at the start of the 2000 season. He also held the positions of Assistant Manager of Media Relations (2001-03) and Manager of Media and Player Relations (2004-06). He was named Director of Baseball Communications in 2007 and served in that role until being named to his current position in June of 2012.

After graduating from Hopkins High School, Herman attended St. Olaf College where he played baseball and graduated in 1998 with a degree in Communications. Mike, his wife Brittany and their son Cole, reside in Maple Grove, MN.

## TWINS 40-MAN ROSTER AS OF OCTOBER 10, 2013

| No. | COACHES (7)     | B-T | Born       | Birthplace             | Residence        |  |  |
|-----|-----------------|-----|------------|------------------------|------------------|--|--|
| 35  | Ron Gardenhire  | R-R | 10/24/1957 | Butzbach, West Germany | Oakdale, Minn.   |  |  |
| 40  | Rick Anderson   | R-R | 11/29/1956 | Everett, Wash.         | Ft. Myers, Fla.  |  |  |
| 23  | Tom Brunansky   | R-R | 08/20/1960 | Covina, Calif.         | Poway, Calif.    |  |  |
| 36  | Terry Steinbach | R-R | 03/02/1962 | New Ulm, Minn.         | Annandale, Minn. |  |  |
| 45  | Scott Ullger    | R-R | 06/10/1955 | New York               | Visalia, Calif.  |  |  |
| 46  | Joe Vavra       | L-R | 11/16/1959 | Chippewa Falls, Wis.   | Menomonie, Wis.  |  |  |
| 18  | Bobby Cuellar   | R-R | 08/20/1952 | Alice, Texas           | Alice, Texas     |  |  |

| No. | PITCHERS (18)   | B-T | HT   | WT  | Born       | Birthplace                 | Residence               | MLS   |
|-----|-----------------|-----|------|-----|------------|----------------------------|-------------------------|-------|
| 63  | Andrew Albers   | L-L | 6-1  | 201 | 10/06/1985 | North Battleford, Sask.    | North Battleford, Sask. | 0.058 |
| 61  | Jared Burton    | R-R | 6-5  | 225 | 06/02/1981 | Westminster, S.C.          | Westminster, S.C.       | 6.014 |
| 30  | Kevin Correia   | R-R | 6-3  | 200 | 08/24/1980 | San Diego, Calif.          | San Diego, Calif.       | 9.027 |
| 58  | Scott Diamond   | L-L | 6-3  | 220 | 07/30/1986 | Guelph, Ont.               | Guelph, Ont.            | 1.161 |
| 52  | Brian Duensing  | L-L | 6-0  | 205 | 02/22/1983 | Marysville, Kan.           | Omaha, Neb.             | 4.104 |
| 50  | Casey Fien      | R-R | 6-2  | 205 | 10/21/1983 | Santa Rosa, Calif.         | Buena Park, Calif.      | 1.143 |
| 44  | Kyle Gibson     | R-R | 6-6  | 207 | 10/23/1987 | Greenfield, Ind.           | Ft. Myers, Fla.         | 0.056 |
| 62  | Liam Hendriks   | R-R | 6-1  | 205 | 02/10/1989 | Perth, Australia           | Perth, Australia        | 1.001 |
| 74  | B.J. Hermsen    | R-R | 6-5  | 239 | 12/01/1989 | Manchester, Iowa           | Masonville, Iowa        | 0.000 |
| 60  | Pedro Hernandez | L-L | 5-10 | 208 | 04/12/1989 | Barquisimeto, VZ           | Barquisimeto, VZ        | 0.077 |
| 65  | Trevor May      | R-R | 6-5  | 215 | 09/23/1989 | Longview, Wash.            | Kelso, Wash.            | 0.000 |
| 37  | Mike Pelfrey    | R-R | 6-7  | 249 | 01/14/1984 | Wright-Patterson AFB, Ohio | Wichita, Kas.           | 6.122 |
| 15  | Glen Perkins    | L-L | 6-0  | 204 | 03/02/1983 | St. Paul, Minn.            | Lakeville, Minn.        | 6.010 |
| 57  | Ryan Pressly    | R-R | 6-3  | 175 | 12/15/1988 | Dallas, Texas              | Highland Village, Texas | 1.000 |
| 51  | Anthony Swarzak | R-R | 6-4  | 209 | 09/10/1985 | Ft. Lauderdale, Fla.       | Ft. Lauderdale, Fla.    | 3.038 |
| 56  | Caleb Thielbar  | R-L | 6-0  | 197 | 01/31/1987 | Northfield, Minn.          | Randolph, Minn.         | 0.133 |
| 59  | Michael Tonkin  | R-R | 6-7  | 220 | 11/19/1989 | Glendale, Calif.           | Palmdale, Calif.        | 0.028 |
| 49  | Vance Worley    | R-R | 6-2  | 230 | 09/25/1987 | Sacramento, Calif.         | Sacramento, Calif.      | 2.033 |

| No. | CATCHERS (5)   | B-T | HT   | WT  | Born       | Birthplace        | Residence          | MLS    |
|-----|----------------|-----|------|-----|------------|-------------------|--------------------|--------|
| 9   | Ryan Doumit    | S-R | 6-1  | 220 | 04/03/1981 | Moses Lake, Wash. | Spokane, Wash.     | 8.120  |
| 54  | Eric Fryer     | R-R | 6-2  | 215 | 08/26/1985 | Columbus, Ohio    | Reynoldsburg, Ohio | 0.106  |
| 12  | Chris Herrmann | L-R | 6-0  | 198 | 11/24/1987 | Tomball, Texas    | Tomball, Texas     | 0.116  |
| 7   | Joe Mauer      | L-R | 6-5  | 231 | 04/19/1983 | St. Paul, Minn.   | Ft. Myers, Fla.    | 10.000 |
| 43  | Josmil Pinto   | R-R | 5-11 | 210 | 03/31/1989 | Valencia, VZ      | San Joaquin, VZ    | 0.030  |

| No. | INFIELDBERS (6) | B-T | HT   | WT  | Born       | Birthplace         | Residence            | MLS   |
|-----|-----------------|-----|------|-----|------------|--------------------|----------------------|-------|
| 55  | Chris Colabello | R-R | 6-4  | 218 | 10/24/1983 | Framingham, Mass.  | Milford, Mass.       | 0.081 |
| 2   | Brian Dozier    | R-R | 5-11 | 190 | 05/15/1987 | Tupelo, Miss.      | Fulton, Miss.        | 1.100 |
| 5   | Eduardo Escobar | S-R | 5-10 | 165 | 01/05/1989 | Villa de Cura, VZ  | Palo Negro, VZ       | 1.128 |
| 25  | Pedro Florimon  | S-R | 6-2  | 180 | 12/10/1986 | La Romana, D.R.    | La Romana, D.R.      | 1.073 |
| 24  | Trevor Plouffe  | R-R | 6-2  | 203 | 06/15/1986 | West Hills, Calif. | Porter Ranch, Calif. | 2.162 |
| 83  | Danny Santana   | S-R | 5-11 | 160 | 11/07/1990 | Monte Plata, D.R.  | Monte Plata, D.R.    | 0.000 |

| No. | OUTFIELDERS (6)   | B-T | HT   | WT  | Born       | Birthplace         | Residence           | MLS   |
|-----|-------------------|-----|------|-----|------------|--------------------|---------------------|-------|
| 31  | Oswaldo Arcia     | L-R | 6-0  | 220 | 05/09/1991 | Anaco, VZ          | Anaco, VZ           | 0.132 |
| 32  | Aaron Hicks       | S-R | 6-2  | 190 | 10/02/1989 | San Pedro, Calif.  | Long Beach, Calif.  | 0.124 |
| 19  | Darin Mastroianni | R-R | 5-11 | 190 | 08/26/1985 | Mount Kisco, N.Y.  | Huntersville, N.C.  | 1.146 |
| 27  | Chris Parmelee    | L-L | 6-1  | 228 | 02/24/1988 | Long Beach, Calif. | Chino Hills, Calif. | 1.087 |
| 1   | Alex Presley      | L-L | 5-9  | 181 | 07/25/1985 | Monroe, Miss.      | Shreveport, La.     | 1.162 |
| 16  | Josh Willingham   | R-R | 6-2  | 228 | 02/17/1979 | Florence, Ala.     | Florence, Ala.      | 8.123 |

| No. | 60-DAY DL (2)  | B-T | HT  | WT  | Born       | Birthplace      | Residence                  | MLS   |
|-----|----------------|-----|-----|-----|------------|-----------------|----------------------------|-------|
| 21  | Samuel Deduno  | R-R | 6-3 | 190 | 07/02/1983 | La Romana, D.R. | San Pedro de Macoris, D.R. | 1.096 |
| 22  | Wilkin Ramirez | R-R | 6-2 | 231 | 10/25/1985 | Bani, D.R.      | Bani, D.R.                 | 1.084 |

# PLAYERS

2 0 1 3 M I N N E S O T A T W I N S S E A S O N S U M M A R Y





# ANDREW ALBERS

LEFT-HANDED PITCHER

63

HEIGHT/WEIGHT: 6-1/201

BATS/THROWS: R/L

BORN: 10/6/85 in North Battleford, SK

AGE: 27

RESIDES: North Battleford, SK

ACQUIRED: Signed as minor league free agent March 11, 2011

M.L. SERVICE: 59 days

CONTRACT STATUS: Signed thru 2013

**PERSONAL:** Andrew William Albers...2004 graduate of John Paul II High School in North Battleford, SK...attended the University of Kentucky from 2005-08, going 20-18, 4.48 ERA (239.0 IP, 119 ER) with 12 saves in 81 games (31 starts)...played for Team Canada and won the Bronze Medal at the 2011 Baseball World Cup and the Gold Medal in the 2011 Pan-Am Games...pitched 6.2 innings in the Gold Medal-winning game of the Pan-Am Games, earning the win over the U.S.

## 2013:

- Played for Team Canada in the World Baseball Classic, allowing two runs on six hits in 3.0 innings pitched...was one of seven players ejected as part of a brawl between Team Canada and Team Mexico on March 9.
- Started the season with Triple-A Rochester, posting a 23.2-inning streak without allowing an earned run April 30-May 23...had a 13.1-inning scoreless streak April 30-May-11 snapped on two unearned runs.
- Earned his first career Triple-A win May 17 vs. Durham, tossing 6.1 shutout innings, with five hits allowed, three walks and six strikeouts.
- Career-high seven-game win-streak May 17-June 23, posting a 3.06 ERA (50.0 IP, 17 ER) in that time.
- Recorded minor league career-high 10 strikeouts July 13 vs. Pawtucket.
- Recorded 10th win July 21 at Syracuse, tossing 5.1 scoreless innings pitched, becoming the first 10-game winner at Rochester since 2008 when Francisco Liriano and Phil Humber each did it.
- Went 11-4, 2.57 ERA (108.2 IP, 31 ER) in final 17 starts for the Red Wings from the beginning of May on.
- Named Twins minor league Player of the Week June 7 after tossing first career complete game shutout June 7 at Gwinnett, allowing six hits, no walks and seven strikeouts.
- Selected to 2013 Triple-A All-Star Game after going 9-4, 3.11 ERA in 19 starts...pitched 1.0 scoreless inning, allowing one unearned run on two hits with one strikeout in the game.
- Threw his second complete game July 26 vs. Norfolk, allowing two runs on three hits, earning the win, becoming the first Wings starter to win 11 games in a season since Brian Duensing in 2007.
- Pitched second straight complete game July 31 at Lehigh Valley, allowing two runs on five hits in 8.0 innings pitched.
- Went 4-0, 1.27 ERA (28.1IP, 4 ER) over final four starts at Rochester.
- Had contract selected by Minnesota August 2 when the Twins optioned Scott Diamond to Triple-A Rochester...ranked in the top five of several IL pitching categories including strikeouts (1st - 116), wins (T-2nd - 11), innings pitched (3rd - 132.1) and ERA (5th - 2.86) at time of promotion.
- Made major league debut August 6 at Kansas City, tossing 8.1 shutout innings with four hits allowed, one walk and two strikeouts, earning the win; put two runners on base before being pulled...according to the Elias Sports Bureau, he became the first pitcher in club history (since 1961) to throw more than 7.0 scoreless innings in his major league debut; also became the third pitcher in Twins/Senators franchise history (since 1901) to pitch 8.0-plus scoreless innings in his debut, the previous two being Washington's George Dumont (9.0 IP) September 14, 1915 vs. Cleveland, and Washington's Mike Forniello (9.0 IP) September 2, 1952 vs. Philadelphia...he became the 11th different Twins starter to win in his debut.
- Pitched a complete game shutout August 12 vs. Cleveland, allowing two hits and walking none, earning the win...he became the fourth Twins rookie to throw a complete game shutout with two hits allowed-or-fewer, the first since Gary Serun August 19, 1978 against Toronto (2 hits)...according to the Elias Sports Bureau, he became the first pitcher not to allow a run in either of his first two games in the major leagues, while pitching at least 8.0 innings in each game, since Baltimore's Tom Phoebus began his career with consecutive shutouts in September 1966...he became the first Twin to win his first two career starts since Eric Milton April 4 and 11, 1998.
- Allowed his first major league run in the first inning August 17 vs. Chicago-AL, snapping his 17.1 scoreless inning streak to start his career...it was the longest scoreless inning streak to begin a career by a Twins starter.
- Received Jim Rantz Award as Twins minor league Pitcher of the Year.

**2012:** Spent the season with Double-A New Britain...did not walk a batter in his first four appearances (20.0 IP) April 7-21...placed on 7-day disabled list June 14, with a back strain...pitched in two games on rehab assignment with GCL Twins, reinstated August 4...Eastern League All-Star Game selection.

**2011:** Started the season with Single-A Ft. Myers...pitched 2.2 innings April 13 vs. St. Lucie, his first appearance since having "Tommy John" surgery...pitched in 22 games, posting a 1.55 ERA (52.1 IP, 9 ER) with Ft. Myers before being transferred to New Britain...pitched in 13 games with New Britain, posting a 2.91 ERA over 43.1 innings pitched.

**2010:** Pitched for Quebec in the CanAm League (Independent), going 3-0, 1.40 (57.2 IP, 9 ER) with 16 walks and 59 strikeouts in 40 games.

**2009:** Placed on the disabled list August 2 with a ulnar collateral ligament injury in his left elbow...had "Tommy John" surgery on June 17.

**2008:** Played his first professional season with AZL Padres, pitching in five games, making two starts, throwing 7.0 innings with no earned runs allowed.

**PROFESSIONAL:** San Diego's 10th round of the 2010 First-Year Player Draft.

| 2013                  |                          | ALBERS' GAME HIGHS       |                             |  |  |  | CAREER |  |  |  |  |  |
|-----------------------|--------------------------|--------------------------|-----------------------------|--|--|--|--------|--|--|--|--|--|
| IP: 9.0, 8/12 vs. CLE | Walks: 2, 9/26 vs. CLE   | IP: 9.0, 8/12/13 vs. CLE | Walks: 2, 9/26/13 vs. CLE   |  |  |  |        |  |  |  |  |  |
| SO: 5, 9/8 vs. TOR    | CG: 1, 8/12 vs. CLE      | SO: 5, 9/8/13 vs. TOR    | CG: 1, 8/12/13 vs. CLE      |  |  |  |        |  |  |  |  |  |
| Win-Streak: 2, 8/6-12 | Low-Hit: 2, 8/12 vs. CLE | Win-Streak: 2, 8/6-12/13 | Low-Hit: 2, 8/12/13 vs. CLE |  |  |  |        |  |  |  |  |  |

| ALBERS' PITCHING RECORD |             |       |      |     |    |    |    |    |       |     |     |     |    |    |    |     |    |    |      |
|-------------------------|-------------|-------|------|-----|----|----|----|----|-------|-----|-----|-----|----|----|----|-----|----|----|------|
| YEAR                    | CLUB        | W-L   | ERA  | G   | GS | CG | SH | SV | IP    | H   | R   | ER  | HR | HB | BB | SO  | WP | BK | BAA  |
| 2008                    | AZL Padres  | 1-0   | 0.00 | 5   | 2  | 0  | 0  | 0  | 7.0   | 3   | 1   | 0   | 0  | 0  | 3  | 7   | 0  | 0  | .136 |
| 2009                    |             |       |      |     |    |    |    |    |       |     |     |     |    |    |    |     |    |    |      |
| INJURED - DID NOT PLAY  |             |       |      |     |    |    |    |    |       |     |     |     |    |    |    |     |    |    |      |
| 2010                    |             |       |      |     |    |    |    |    |       |     |     |     |    |    |    |     |    |    |      |
| INJURED - DID NOT PLAY  |             |       |      |     |    |    |    |    |       |     |     |     |    |    |    |     |    |    |      |
| 2011                    | Ft. Myers   | 4-1   | 1.55 | 22  | 2  | 0  | 0  | 4  | 52.1  | 48  | 11  | 9   | 2  | 1  | 7  | 46  | 1  | 0  | .247 |
|                         | New Britain | 4-1   | 2.91 | 13  | 5  | 0  | 0  | 0  | 43.1  | 44  | 15  | 14  | 0  | 5  | 7  | 34  | 2  | 0  | .270 |
| 2012                    | Ft. Myers   | 1-0   | 1.93 | 2   | 1  | 0  | 0  | 0  | 4.2   | 4   | 1   | 1   | 0  | 0  | 3  | 3   | 0  | 0  | .222 |
|                         | New Britain | 4-3   | 3.75 | 19  | 17 | 0  | 0  | 0  | 98.1  | 11  | 41  | 41  | 7  | 2  | 12 | 73  | 6  | 3  | .297 |
| 2013                    | Rochester   | 11-5  | 2.86 | 22  | 22 | 3  | 1  | 0  | 132.1 | 124 | 46  | 42  | 14 | 0  | 32 | 116 | 0  | 1  | .251 |
|                         | MINNESOTA   | 2-5   | 4.05 | 10  | 10 | 1  | 1  | 0  | 60.0  | 64  | 34  | 27  | 6  | 2  | 7  | 25  | 0  | 1  | .271 |
| Ind. League Totals      |             | 3-0   | 1.40 | 40  | 0  | 0  | 0  | 17 | 57.2  | 41  | 13  | 9   | 0  | 2  | 16 | 59  | 2  | 1  | .000 |
| Minor League Totals     |             | 28-10 | 2.64 | 123 | 49 | 3  | 1  | 21 | 395.2 | 375 | 128 | 116 | 23 | 10 | 80 | 338 | 11 | 5  | .264 |
| Major League Totals     |             | 2-5   | 4.05 | 10  | 10 | 1  | 1  | 0  | 60.0  | 64  | 34  | 27  | 6  | 2  | 7  | 25  | 0  | 1  | .271 |

| ALBERS' CAREER FIELDING RECORD |       |    |    |   |   |    |    |    |  |
|--------------------------------|-------|----|----|---|---|----|----|----|--|
| POSITION                       | PCT   | G  | PO | A | E | TC | DP | PB |  |
| Pitcher                        | 1.000 | 10 | 4  | 9 | 0 | 13 | 1  | —  |  |

| ALBERS' WORLD BASEBALL CLASSIC RECORD |        |     |      |   |    |    |    |    |     |   |   |    |    |    |    |    |    |    |      |
|---------------------------------------|--------|-----|------|---|----|----|----|----|-----|---|---|----|----|----|----|----|----|----|------|
| YEAR                                  | CLUB   | W-L | ERA  | G | GS | CG | SH | SV | IP  | H | R | ER | HR | HB | BB | SO | WP | BK | BAA  |
| 2009                                  | Canada | 0-0 | 3.00 | 1 | 0  | 0  | 0  | 0  | 3.0 | 3 | 1 | 1  | 0  | 0  | 1  | 1  | 0  | 0  | .300 |
| 2013                                  | Canada | 0-0 | 6.00 | 1 | 0  | 0  | 0  | 0  | 3.0 | 6 | 2 | 2  | 0  | 0  | 0  | 3  | 0  | 0  | .462 |
| WBC Totals                            |        | 0-0 | 4.50 | 2 | 0  | 0  | 0  | 0  | 6.0 | 9 | 3 | 3  | 0  | 0  | 1  | 4  | 0  | 0  | .360 |

| ALBERS' DAY-BY-DAY      |      |        |            |             |           |           |           |          |          |           |                 |
|-------------------------|------|--------|------------|-------------|-----------|-----------|-----------|----------|----------|-----------|-----------------|
| Date                    | Opp. | Dec.   | IP         | H           | R         | ER        | HR        | BB       | SO       | IR/IRS    |                 |
| August 6                | @KC  | W(1-0) | 8.1        | 4           | 0         | 0         | 0         | 1        | 2        | --        |                 |
| August 12               | CLE  | W(2-0) | 9.0        | 2           | 0         | 0         | 0         | 0        | 2        | --        |                 |
| August 17               | CWS  | L(2-1) | 7.0        | 8           | 5         | 5         | 1         | 1        | 3        | --        |                 |
| August 22               | @DET | ND     | 5.2        | 9           | 5         | 5         | 1         | 1        | 4        | --        |                 |
| August 28               | KC   | L(2-2) | 7.0        | 6           | 3         | 2         | 2         | 0        | 2        | --        |                 |
| <b>AUGUST TOTALS</b>    |      |        | <b>2-2</b> | <b>37.0</b> | <b>29</b> | <b>13</b> | <b>12</b> | <b>4</b> | <b>3</b> | <b>13</b> | <b>2.92 ERA</b> |
| Sept. 2                 | @HOU | ND     | 1.2        | 9           | 5         | 5         | 0         | 0        | 2        | --        |                 |
| Sept. 8                 | TOR  | ND     | 7.0        | 5           | 0         | 0         | 0         | 0        | 5        | --        |                 |
| Sept. 14                | TB   | L(2-3) | 4.0        | 6           | 4         | 4         | 0         | 1        | 1        | --        |                 |
| Sept. 20                | @OAK | L(2-4) | 4.2        | 8           | 8         | 3         | 1         | 1        | 2        | --        |                 |
| Sept. 26                | CLE  | L(2-5) | 5.2        | 7           | 4         | 3         | 1         | 2        | 2        | --        |                 |
| <b>SEPTEMBER TOTALS</b> |      |        | <b>0-3</b> | <b>23.0</b> | <b>35</b> | <b>21</b> | <b>15</b> | <b>2</b> | <b>4</b> | <b>12</b> | <b>5.87 ERA</b> |
| <b>POST-ASG TOTALS</b>  |      |        | <b>2-5</b> | <b>60.0</b> | <b>64</b> | <b>34</b> | <b>27</b> | <b>6</b> | <b>7</b> | <b>25</b> | <b>4.05 ERA</b> |
| <b>SEASON TOTALS</b>    |      |        | <b>2-5</b> | <b>60.0</b> | <b>64</b> | <b>34</b> | <b>27</b> | <b>6</b> | <b>7</b> | <b>25</b> | <b>4.05 ERA</b> |



# OSWALDO ARCIA

OUTFIELDER

31

HEIGHT/WEIGHT: 6-0/220

BORN: 5/9/91 in Anaco, VZ

RESIDES: Cantaura-Anzoategui, VZ

ACQUIRED: Signed as non-drafted free agent, 7/4/07

M.L. SERVICE: 133 days

CONTRACT STATUS: Signed thru 2013

BATS/THROWS: L/R

AGE: 22

**PERSONAL:** Oswaldo Celestino Arcia (pronounced ARR-see-ya)...signed as a 16-year-old from Venezuela in 2007.

## 2013:

- Began the season with Triple-A Rochester, batting .414 (12-for-29) with two doubles, three home runs and eight RBI in nine games.
- Recalled April 15 when Wilkin Ramirez was placed on the Paternity List.
- Made major league debut April 15 vs. Los Angeles-AL, batting seventh and playing left field...recorded first major league hit, singling off Joe Blanton in the second inning.
- Optioned back to Rochester upon Ramirez's return...played one game and was recalled April 17 when the Twins placed Darin Mastroianni on the 15-day disabled list.
- Hit first career home run April 23 vs. Miami (Game 1), a three-run shot in the fourth inning off Jose Fernandez...at 21 years, 11 months and 14 days, he became the youngest Twin since Joe Mauer (21 years, 1 month and 18 days) to hit his first major league home run on June 6, 2004.
- Hit second career home run, April 26 vs. Texas, another three-run shot, in the ninth inning off Joe Nathan.
- Celebrated his 22nd birthday May 9 at Boston, hitting a two-run homer and a triple, becoming the first Twin since Ron Coomer (August 19, 1995 at DET) to homer and triple in one game within his first 18 career games.
- Hit .328 (21-for-64) with five doubles and 10 RBI in 18 June games.
- Entered the All-Star break as the AL rookie leader in RBI (25), was tied for second in doubles (11), tied for third in home runs (6), fourth in hits (53), fifth in games (59) and batting average (.257), and seventh in runs scored (20).
- Optioned to Triple-A Rochester July 14...batted .375 (15-for-40) with four home runs and 13 RBI in his return...recalled by Minnesota August 2.
- Hit safely in season-high nine straight August 7-15, including homering in three straight August 9-10 (doubleheader with CWS on 9th).
- Recorded six RBI September 22 at Oakland, tying a Twins rookie record, originally set by Tony Oliva in 1964; it was most for a Twin since Mauer had seven in July 2010.
- Finished with 14 home runs, tying him with Tim Lincecum (1984) for 10th most for a rookie in Twins history and most since Marty Cordova had 24 in 1995.
- Led American League rookies in home runs, second in slugging percentage (.430), tied for second in extra-base hits (33), third in RBI (43), fourth in total bases (151), tied for fourth in doubles, tied for sixth in multi-hit games (24), seventh in hits (88) and eighth in batting average (.251).

**2012:** Started the season with Single-A Ft. Myers, hitting .309 (64-for-207) in 55 games...named Twins minor league Player of the Month for May, batting .358 (39-for-109) with 10 doubles, one triple, four home runs, 18 RBI, six walks and 10 runs scored; second career Player of the Month honor...named Florida State League Player of the Week May 28-June 3, batting .571 (12-for-21) with three home runs and seven RBI in six games...selected to Florida State League All-Star Game; participated in the Home Run Derby...promoted to Double-A New Britain June 18...named Twins minor league Player of the Week for the week ending July 20, batting .370 (10-for-27) with two doubles, three home runs, seven RBI and eight runs scored in eight games...named Eastern League Player of the Week August 6-August 12, batting .455 (10-for-22) with five doubles, two home runs, 11 RBI, four runs scored and six walks in seven games...named Eastern League Player of the Week for the second time, August 27-September 3, batting .382 (13-for-34) with one double, two triples, two home runs, 10 RBI, eight runs scored and two walks in eight games...selected to All-Star Futures Game in Kansas City, going 1-for-2 with an RBI double...recorded three grand slams for New Britain: July 19 at Harrisburg, August 7 at Binghamton and August 26 at New Hampshire...batted .338 (114-for-337) against right-handed pitching, the second highest in the organization...recipient of the Sherry Robertson Award for the Twins minor league Player of the Year, voted on by the Twin Cities chapter of the BBWAA...combined to bat .320 (150-for-469) with 36 doubles, eight triples, 17 home runs, 98 RBI, 76 runs scored and a .388 on-base percentage in 124 games at both Ft. Myers and New Britain...recorded 40 multi-hit games between Single-A and Double-A...led Twins minor leaguers in hits (150) and total bases (253), was second in doubles (36) and RBI (98), fourth in runs scored (76), triples (8) and batting average (.320), fifth in home runs (17), and sixth in walks (51)...ranked sixth best prospect in the Eastern League and seventh best prospect in the Florida State League by *Baseball America* following the 2012 season...named to the *Baseball America* minor league All-Star Second Team...named a Double-A All-Star outfielder by the Topps Company and Minor League Baseball and an outfielder on MiLB.com Twins organizational All-Star team...ranked third best prospect in the Twins organization by *Baseball America* entering the 2013 season.

**2011:** Began season with Single-A Beloit and hit .352 (25-for-71) in 20 games for the Snappers...named Midwest Player of the Week, batting .480 (12-for-25) with four home runs, eight RBI and nine runs scored in six games April 25-May 1...placed on disabled list with right UCL strain, May 1...went on rehab assignment with GCL Twins and was reinstated June 26...transferred to Single-A Ft. Myers June 26 and recorded four hits and three RBI (five at-bats) in his ninth game with the Miracle...hit second professional grand slam August 8 at Palm Beach...played two games for Tigres de Aragua in the Venezuelan Winter League...added to the Twins 40-man roster (November) following the 2011 season...ranked fifth best prospect in the Twins organization by *Baseball America* entering the 2012 season.

**2010:** Spent season with Rookie Elizabethton...homered in each of his first three games...named the Appalachian Player of the Week June 21 and July 12...named Twins minor league Player of the Week for the week ending July 23, batting .375 (12-for-32) with five doubles, two home runs, six RBI, nine runs scored and three walks in eight games...named Twins minor league Player of the Month for July, batting .376 (47-for-125) with

13 doubles, eight home runs, 25 RBI, 24 runs scored and eight walks in 30 games...batted .330 (29-for-88) against left-handed pitching and .398 (68-for-171) against right-handers...led team in batting average (.375), slugging percentage (.672), doubles (21), home runs (14) and RBI (57)...had 30 multi-hit games...led Appalachian League in batting average, RBI, hits, on-base percentage, slugging percentage, extra base hits, was second in home runs and triples, and third in doubles and runs scored...named *Baseball America* Rookie All-Star, Rookie Player of the Year and third ranked prospect in Appalachian League...ranked ninth best prospect in the Twins organization by *Baseball America*...named to Topps' Short-Season/Rookie All-Star Team...named to MiLB.com's 2010 Twins organizational All-Star team.

**2009:** Led GCL Twins in games (44), hits (46), doubles (11) and slugging percentage (.455) and was second in at-bats (167), runs (20), RBI (24) and stolen bases (8)...played three games with Tigres de Aragua of the Venezuelan Winter League...ranked 18th best prospect in Twins organization by *Baseball America* entering 2010 season.

**2008:** Spent first professional season with DSL Twins...hit first professional home run July 15 at DSL Cubs...hit first professional grand slam July 31 vs. DSL White Sox...split time defensively between left field and center field...was tied for team lead in RBI (36).

**PROFESSIONAL:** Signed by scout Jose Leon.

| 2013                  |                              | ARCIA'S GAME HIGHS       |                                 |  |  | CAREER |  |  |  |
|-----------------------|------------------------------|--------------------------|---------------------------------|--|--|--------|--|--|--|
| Hits: 4, 5/8 at BOS   | HR: 1, 14x, last 9/22 at OAK | Hits: 4, 5/8/13 at BOS   | HR: 1, 14x, last 9/22/13 at OAK |  |  |        |  |  |  |
| RBI: 6, 9/22 at OAK   | Grand Slams: - -             | RBI: 6, 9/22/13 at OAK   | Grand Slams: - -                |  |  |        |  |  |  |
| Hit-Strike: 9, 8/7-15 | SB: 1, 7/6 at TOR            | Hit-Strike: 9, 8/7-15/13 | SB: 1, 7/6/13 at TOR            |  |  |        |  |  |  |

| ARCIA'S PLAYING RECORD |                     |      |     |      |     |     |     |    |    |     |    |    |    |     |     |    |    |    |      |
|------------------------|---------------------|------|-----|------|-----|-----|-----|----|----|-----|----|----|----|-----|-----|----|----|----|------|
| YEAR                   | CLUB                | AVG  | G   | AB   | R   | H   | 2B  | 3B | HR | RBI | SH | SF | HB | BB  | SO  | SB | CS | E  | OBP  |
| 2008                   | DSL Twins           | .293 | 61  | 229  | 38  | 67  | 12  | 4  | 4  | 36  | 0  | 1  | 2  | 16  | 27  | 8  | 7  | 3  | .343 |
| 2009                   | GCL Twins           | .275 | 44  | 167  | 20  | 46  | 11  | 2  | 5  | 24  | 0  | 3  | 2  | 15  | 18  | 8  | 0  | 0  | .337 |
| 2010                   | Elizabethton        | .375 | 64  | 259  | 47  | 97  | 21  | 7  | 14 | 51  | 0  | 1  | 4  | 19  | 67  | 4  | 4  | 0  | .424 |
| 2011                   | GCL Twins           | .500 | 2   | 8    | 1   | 4   | 1   | 1  | 0  | 1   | 0  | 0  | 0  | 0   | 1   | 0  | 0  | 0  | .500 |
|                        | Beloit              | .352 | 20  | 71   | 18  | 25  | 8   | 1  | 5  | 18  | 0  | 1  | 0  | 9   | 16  | 2  | 2  | 0  | .420 |
|                        | Ft. Myers           | .263 | 59  | 213  | 27  | 56  | 14  | 2  | 8  | 32  | 0  | 2  | 3  | 9   | 53  | 1  | 1  | 3  | .300 |
| 2012                   | Ft. Myers           | .309 | 55  | 207  | 22  | 64  | 16  | 3  | 7  | 31  | 1  | 3  | 1  | 23  | 45  | 1  | 3  | 2  | .376 |
|                        | New Britain         | .328 | 69  | 262  | 54  | 86  | 20  | 5  | 10 | 67  | 0  | 4  | 5  | 28  | 62  | 3  | 2  | 5  | .398 |
| 2013                   | Rochester           | .313 | 38  | 128  | 25  | 40  | 6   | 0  | 10 | 30  | 0  | 1  | 4  | 22  | 37  | 2  | 1  | 0  | .426 |
|                        | MINNESOTA           | .251 | 97  | 351  | 34  | 88  | 17  | 2  | 14 | 43  | 0  | 0  | 4  | 23  | 117 | 1  | 2  | 2  | .304 |
|                        | Minor League Totals | .314 | 412 | 1544 | 252 | 485 | 109 | 25 | 63 | 290 | 1  | 16 | 21 | 141 | 326 | 29 | 20 | 13 | .376 |
|                        | Major League Totals | .251 | 97  | 351  | 34  | 88  | 17  | 2  | 14 | 43  | 0  | 0  | 4  | 23  | 117 | 1  | 2  | 2  | .304 |

| ARCIA'S CAREER FIELDING RECORD |      |    |     |   |   |     |    |    |  |
|--------------------------------|------|----|-----|---|---|-----|----|----|--|
| POSITION                       | PCT  | G  | PO  | A | E | TC  | DP | PB |  |
| Outfield                       | .989 | 83 | 167 | 5 | 2 | 174 | 2  | —  |  |



# DOUG BERNIER

INFIELDER

17

HEIGHT/WEIGHT: 6-1/185

BORN: 6/24/80 in Santa Maria, CA

RESIDES: Palm Beach Gardens, FL

ACQUIRED: Signed as minor league free agent, 2/1/13

M.L. SERVICE: 86 days

CONTRACT STATUS: Signed thru 2013

BATS/THROWS: R/R

AGE: 33



**PERSONAL:** Douglas Howell Bernier (pronounced ber-NEER)...attended Oral Roberts University.

## 2013:

- Started season with Triple-A Rochester.
- Recorded a nine-game hit streak June 2-10, batting .367 (11-for-30); first nine-plus game hit-streak since April 24-May 5, 2005 with Tulsa.
- 41 RBI were the second highest RBI total of his career and most since 2008 (42 with Colorado Springs in 2008).
- Did not go back-to-back games without a hit since May 26-27 — a span of 45 games.
- Single-game career-high with four RBI twice: April 25 at Syracuse and June 19 vs. Scanton/Wilkes-Barre.
- Hit .350 (35-for-100) with 14 extra-base hits (10 doubles, 3 triples, one home run) and 15 RBI in 29 June games.
- Had career-high 11-game hitting streak June 26-July 7, batting .381 (16-for-42) during the streak.
- Career-high five hits April 25 at Syracuse.
- Hit .338 (48-for-142) with 18 extra-base hits (12 doubles, 5 triples, one home run), 29 runs and 20 RBI from June 1 to promotion to Minnesota...had recorded a hit in 34 of 40 games over that span.
- Had contract purchased by Minnesota July 14.
- Made Twins debut July 21 vs. Cleveland as a defensive replacement, playing third base.
- Recorded first career major league hit and RBI, hitting a double off Joe Blanton July 22 at Los Angeles-AL.
- Outrighted to Triple-A Rochester October 4.

**2012:** Spent entire season with Triple-A Scranton/Wilkes-Barre (Yankees)...season-high six-game hitting streak April 7-14...placed on 7-day disabled list with a left oblique strain May 7-June 6...placed on 7-day disabled list with a right great toe infection August 22-September 1.

**2011:** Spent the entire season with Scranton/Wilkes-Barre after signing as a minor league free agent December 14, 2010...hit .304 (14-for-46) in 16 June games...season-high four hits July 4 vs. Lehigh Valley...season-high four RBI July 25 at Buffalo.

**2010:** Spent entire season with Triple-A Indianapolis (Pittsburgh) after signing as a minor league free agent January 29, 2010...placed on 7-day disabled list with a right ankle sprain April 8-22...placed on 7-day disabled list with a left ankle sprain July 13-22...declared free agency November 6.

**2009:** Spent the entire season with Triple-A Scranton/Wilkes-Barre after signing as a minor league free agent December 3, 2008...placed on 7-day disabled list with left ankle sprain August 6-17...placed on 7-day disabled list again with a left ankle sprain August 19-September 1...declared free agency November 9.

**2008:** Started season with Triple-A Colorado Springs (Colorado)...first career two-homer game June 2 vs. Sacramento...played 54 games for the Sky Sox before having his contract selected by Colorado June 17...made major league debut as defensive replacement June 17 vs. Cleveland...went 0-for-4 in his second career game June 19 vs. Cleveland, batting eighth and playing second base...optioned back to Colorado Springs June 20.

**2007:** Spent entire season with Triple-A Colorado Springs...hit .310 (67-for-216), his highest single-season minor league batting average.

**2006:** Spent entire season with Double-A Tulsa (Colorado), hitting .280 (69-for-246) with 16 doubles and three triples in 87 games.

**2005:** Started season with Double-A Tulsa and hit .302 (26-for-86) through first 27 games of the season...led all Texas League shortstops with a .974 fielding percentage.

**2004:** Spent entire season with Single-A Visalia (Colorado), hitting .272 (95-for-349) with 13 doubles in 102 games.

**2003:** Spent entire season with Single-A Visalia...finished fifth in the California League in walks (64).

**2002:** Spent entire season with Single-A Tri-City (Colorado)...led the Northwest League in walks (58).

**PROFESSIONAL:** Signed by Colorado as an undrafted free agent June 12, 2002; signed by scout Dar Cox.

2013

## BERNIER'S GAME HIGHS

CAREER

Hits: 2, 8/25 at CLE

HR: --

Hits: 2, 8/25/13 at CLE

HR: --

RBI: 1, 5x, last 9/1 at TEX

Grand Slams: --

RBI: 1, 5x, last 9/1/13 at TEX

Grand Slams: --

Hit-Strike: 4, 2x, last 8/16-9/1

SB: 1, 2x, last 8/4 vs. HOU

Hit-Strike: 4, 2x, last 8/16-9/1/13 SB: 1, 2x, last 8/4/13 vs. HOU

## BERNIER'S PLAYING RECORD

| YEAR | CLUB                   | AVG  | G    | AB   | R   | H   | 2B  | 3B | HR | RBI | SH | SF | HB | BB  | SO  | SB | CS | E   | OBP  |
|------|------------------------|------|------|------|-----|-----|-----|----|----|-----|----|----|----|-----|-----|----|----|-----|------|
| 2002 | Tri-City               | .197 | 64   | 208  | 26  | 41  | 5   | 0  | 1  | 24  | 8  | 1  | 4  | 58  | 55  | 3  | 4  | 11  | .380 |
| 2003 | Visalia                | .201 | 84   | 268  | 50  | 54  | 5   | 0  | 0  | 21  | 6  | 1  | 2  | 64  | 63  | 12 | 2  | 17  | .358 |
| 2004 | Visalia                | .272 | 102  | 349  | 56  | 95  | 13  | 1  | 3  | 24  | 3  | 0  | 2  | 45  | 94  | 5  | 4  | 14  | .359 |
| 2005 | Tulsa                  | .203 | 117  | 369  | 33  | 75  | 14  | 2  | 3  | 39  | 11 | 7  | 8  | 46  | 103 | 1  | 4  | 14  | .300 |
| 2006 | Tulsa                  | .280 | 87   | 246  | 44  | 69  | 16  | 3  | 1  | 27  | 9  | 2  | 2  | 30  | 46  | 4  | 1  | 10  | .361 |
| 2007 | Colorado Springs       | .310 | 97   | 216  | 27  | 67  | 15  | 0  | 2  | 27  | 2  | 2  | 1  | 31  | 51  | 4  | 2  | 5   | .396 |
| 2008 | Colorado Springs       | .255 | 110  | 337  | 58  | 86  | 10  | 4  | 9  | 42  | 5  | 4  | 8  | 64  | 79  | 1  | 2  | 7   | .383 |
|      | COLORADO               | .000 | 2    | 4    | 0   | 0   | 0   | 0  | 0  | 0   | 0  | 0  | 0  | 0   | 1   | 0  | 0  | 0   | .000 |
| 2009 | Scranton/Wilkes-Barre  | .181 | 79   | 227  | 33  | 41  | 9   | 2  | 0  | 20  | 4  | 1  | 7  | 34  | 71  | 1  | 0  | 5   | .305 |
| 2010 | Indianapolis           | .240 | 69   | 200  | 24  | 48  | 14  | 0  | 1  | 15  | 7  | 1  | 1  | 17  | 48  | 6  | 1  | 9   | .301 |
| 2011 | Scranton/Wilkes-Barre  | .237 | 95   | 291  | 32  | 69  | 13  | 4  | 0  | 29  | 4  | 1  | 3  | 37  | 78  | 4  | 1  | 6   | .328 |
| 2012 | Scranton/Wilkes-Barre  | .201 | 58   | 174  | 13  | 35  | 9   | 0  | 0  | 10  | 6  | 1  | 0  | 27  | 49  | 1  | 2  | 5   | .307 |
| 2013 | Rochester              | .295 | 92   | 302  | 47  | 89  | 15  | 5  | 3  | 41  | 10 | 3  | 7  | 31  | 74  | 4  | 2  | 6   | .370 |
|      | MINNESOTA              | .226 | 33   | 53   | 9   | 12  | 3   | 0  | 0  | 5   | 2  | 0  | 1  | 8   | 15  | 2  | 1  | 0   | .339 |
|      | Minor League Totals    | .241 | 1054 | 3187 | 443 | 769 | 138 | 21 | 23 | 319 | 75 | 24 | 45 | 484 | 811 | 46 | 25 | 109 | .347 |
|      | National League Totals | .000 | 2    | 3    | 0   | 0   | 0   | 0  | 0  | 0   | 0  | 0  | 0  | 0   | 1   | 0  | 0  | 0   | .000 |
|      | American League Totals | .226 | 33   | 53   | 9   | 12  | 3   | 0  | 0  | 5   | 2  | 0  | 1  | 8   | 15  | 2  | 1  | 0   | .339 |
|      | Major League Totals    | .211 | 35   | 57   | 9   | 12  | 3   | 0  | 0  | 5   | 2  | 0  | 1  | 8   | 16  | 2  | 1  | 0   | .318 |

## BERNIER'S CAREER FIELDING RECORD

| POSITION    | PCT   | G  | PO | A  | E | TC | DP | PB |
|-------------|-------|----|----|----|---|----|----|----|
| Shortstop   | 1.000 | 20 | 17 | 46 | 0 | 63 | 9  | —  |
| Third Base  | 1.000 | 7  | 0  | 2  | 0 | 2  | 0  | —  |
| Second Base | 1.000 | 4  | 1  | 2  | 0 | 3  | 0  | —  |
| Totals      | 1.000 | 31 | 18 | 50 | 0 | 68 | 9  | —  |

## TWINS AND SENATORS FRANCHISE RECORDS BY DECADE

| TEAM(S)                             | YEARS     | RECORD  | WINNING % |
|-------------------------------------|-----------|---------|-----------|
| Washington Senators                 | 1901-1909 | 480-833 | .366      |
| Washington Senators                 | 1910-1919 | 755-737 | .506      |
| Washington Senators                 | 1920-1929 | 792-735 | .519      |
| Washington Senators                 | 1930-1939 | 806-722 | .527      |
| Washington Senators                 | 1940-1949 | 677-858 | .441      |
| Washington Senators                 | 1950-1959 | 640-898 | .416      |
| Washington Senators/Minnesota Twins | 1960-1969 | 862-747 | .536      |
| Minnesota Twins                     | 1970-1979 | 812-794 | .506      |
| Minnesota Twins                     | 1980-1989 | 733-833 | .468      |
| Minnesota Twins                     | 1990-1999 | 718-833 | .463      |
| Minnesota Twins                     | 2000-2009 | 863-758 | .532      |
| Minnesota Twins                     | 2010-     | 289-359 | .446      |



# JARED BURTON

RIGHT-HANDED PITCHER

61

HEIGHT/WEIGHT: 6-5/225

BATS/THROWS: R/R

BORN: 6/2/81 in Westminster, SC

AGE: 32

RESIDES: Westminster, SC

ACQUIRED: Signed as minor league free agent, 11/14/11

M.L. SERVICE: 6 years, 14 days

CONTRACT STATUS: Signed thru 2014

**PERSONAL:** Levi Jared Burton...1999 graduate of West Oak High School in Westminster, S.C...attended Western Carolina University in Cullowhee, N.C.

## 2013:

- Opened season on Twins Opening Day roster for second consecutive season.
- Posted a 0.96 ERA (9.1 IP, 1 ER) in 10 April appearances.
- Did not allow a home run in his first 19 appearances (18.0 IP) April 3-May 17.
- Recorded his first save of the season May 11 vs. Baltimore, with 1.0 scoreless inning.
- His 15 holds pre-All-Star break were tied for eighth most in the American League.
- Allowed just one home run in a 28-game span (25.2 IP) June 8-August 15.
- Posted 19 consecutive scoreless appearances July 4-August 15; 17.1 scoreless innings in that span.
- Set single-season career-high with 65th appearance September 8 vs. Toronto...reached 62.1 innings pitched September 12 vs. Oakland, setting a single-season career-high.
- Led the Twins in holds with 27 — tied for fourth most in the AL and tied for sixth most in baseball.
- Appeared in 71 games, tied for ninth most in the AL for right-handers...led all relievers in baseball with nine losses.

**2012:** Was an invite to spring training...made Twins Opening Day roster, his first on a major league Opening Day roster since 2009 (Cincinnati) and fourth time in career (also Cincinnati in 2007 & 2008)...made Twins debut April 7 at Baltimore, allowing two runs on two hits in 1.0 inning...his 0.73 ERA (12.1 IP, 1 ER) in June was seventh lowest in the AL for the month (minimum of 10.0 IP)...did not allow a hit to 34 consecutive batters April 12-May 11 (11.1 IP)...walked one batter in 20-game span (20.0 IP) April 30-June 22...posted 16-game scoreless appearance streak June 12-July 29 (16.2 IP)...won first game as Twin and 11th win of career with 1.1 scoreless innings June 20 at Pittsburgh...recorded first career save with 1.0 scoreless inning June 24 at Cincinnati...earned second career save in next appearance (1.0 IP) June 25 vs. Chicago-AL...appeared in 200th career game July 7 at Texas...his .189 opponent batting average was ninth lowest in American League among relievers before All-Star break...held opponents scoreless in 35 of 39 appearances June 12 through the end of season, posting an ERA of 1.17 (38.1 IP, 5 ER) in that span...charged with six runs allowed (1 earned) August 23 at Texas, marking most for a Twins reliever since Brian Bass allowed seven May 24, 2008 at Detroit...set single season career-high with 54th appearance September 8 vs. Cleveland; set new career-high with 55th September 9 vs. Cleveland...54 of 64 appearances on the season were scoreless...led club in holds (18), the most for a Twins reliever since Matt Guerrier had 23 in 2010...allowed just one of 13 inherited runners to score (7.7%), second lowest percentage in AL (minimum 50.0 IP)...was one of just four AL relievers and seven relievers in baseball with at least 50 appearances (64), an ERA under 2.20 (2.18) and a batting-average-against under .190 (.186); the others being Fernando Rodney (76 G, 0.60 ERA, .167 BAA), Ryan Cook (71 G, 2.09 ERA, .166 BAA), Jake McGee (69 G, 1.95 ERA, .168 BAA), Sergio Romo (69 G, 1.79 ERA, .185 BAA), Aroldis Chapman (68 G, 1.51 ERA, .141 BAA) and Craig Kimbrel (63 G, 1.01 ERA, .126 BAA).

**2011:** Started season with Cincinnati on 15-day disabled list with right shoulder inflammation (officially put on DL March 29)...transferred to 60-day disabled list April 18...had right shoulder surgery April 22...went on rehab assignment July 19-August 17, making three rehab starts for the AZL Reds, then seven rehab games for Triple-A Louisville...reinstated August 22 and officially transferred to Triple-A Louisville...eight of 11 appearances for the Bats were scoreless before being recalled September 1...made first appearance, allowing two runs in 0.2 inning September 1 vs. Philadelphia...did not allow a run in final five appearances (4.0 IP) with just three hits allowed in that time...outrighted off Cincinnati's roster October 31 and elected free agency.

**2010:** Started season with Triple-A Louisville (Cincinnati) and was placed on 7-day disabled list with thyroid dysfunction April 8-May 18...placed on disabled list again with strained left oblique August 10-31...recalled following International League playoffs September 13...made season debut with Cincinnati, tossing 1.0 scoreless inning of relief, September 16 vs. Arizona...retired all 10 batter faced, striking out one.

**2009:** Started season with Cincinnati and made 20 appearances before being optioned to Triple-A Louisville June 1 when Edinson Volquez was reinstated from the disabled list...never left the team and was recalled the next day when Volquez returned to disabled list...posted 2.19 ERA in nine more appearances for the Reds before being optioned to Louisville July 1...returned to Reds July 20 and made two more appearances before he went on disabled list with right shoulder fatigue July 26-August 9...posted 2.35 ERA in first 22 appearances after coming off the DL, including a 1.20 ERA in last 15 appearances of the season...did not allow a run in 9.0 innings over last nine appearances, his longest scoreless streak of the season.

**2008:** Started season with Triple-A Louisville...posted 0.85 ERA (31.2 IP, 3 ER) in 27 appearances May 14-July 10...made first career plate appearance May 27 vs. Pittsburgh, striking out against Marino Salas...posted 2.23 ERA (48.1 IP, 12 ER) in first 43 appearances overall before being placed on 15-day disabled list with a strained right latissimus muscle July 19-September 1, missing 39 games...posted 7.84 ERA (10.1 IP, 9 ER) in 11 appearances after coming off DL...posted career-high five-game winning streak April 20-September 8.

**2007:** Made Reds Opening Day roster for first time in career and made major league debut April 4 vs Chicago-NL...disabled with a strained left hamstring April 8-May 8...recorded first career strikeout, fanning Adrian Gonzalez May 14 at San Diego...placed on 15-day disabled list with lower

back spasms June 12-July 6...earned first career win in a 12-inning, 2-1 victory July 23 vs. Milwaukee...received votes for the NL Rookie of the Month Award for August after going 2-0, 1.17 (15.1 IP, 2 ER) with 15 strikeouts in 16 games...posted 1.80 ERA (10.0 IP, 2 ER) in 10 September appearances and posted 1.37 ERA (26.1 IP, 4 ER) in final 27 appearances of season...ranked seventh in appearances (47) among National League rookie pitchers.

**2006:** Spent season with Double-A Midland and allowed 71 hits in 74.0 innings...earned only save of the season May 20 vs Frisco...following the season pitched for Phoenix in the Arizona Fall League, going 1-2 with 4.38 ERA and one save in 10 games...selected by Cincinnati in major league phase of Rule 5 Draft in December.

**2005:** Spent the season with Single-A Stockton (Oakland)...ranked third in California League in saves (24) and fifth in appearances (52)...won California League's Rolands Relief Man award.

**2004:** Split season between AZL Athletics and Single-A Modesto...placed on disabled list April 8 and missed first half of season recovering from August 2003 right shoulder surgery...reinstated July 21.

**2003:** Spent second professional season with Single-A Kane County (Oakland)...placed on 7-day disabled list June 7-September 16, missing final three months of the season with a right shoulder injury leading to surgery in August.

**2002:** Signed first professional contract June 12...spent first season with Single-A Vancouver in Northwest League.

**PROFESSIONAL:** Oakland's eighth round pick in June 2002 First-Year Player Draft...signed by scout Kelly Heath.

| 2013                         |                                | BURTON'S GAME HIGHS            |                                   |  |  | CAREER |  |  |  |
|------------------------------|--------------------------------|--------------------------------|-----------------------------------|--|--|--------|--|--|--|
| IP: 1.2, 5/23 at DET         | Walks: 2, 3x, last 9/15 vs. TB | IP: 2.1, 7/21/09 at LAD        | Walks: 3, 2x, last 6/7/09 vs. CHC |  |  |        |  |  |  |
| SO: 3, 3x, last 7/31 vs. KC  | CG: - -                        | SO: 4, 4/4/08 vs. PHI          | CG: - -                           |  |  |        |  |  |  |
| Win-Streak: 1, 2x, last 8/15 | Low-Hit: - -                   | Win-Streak: 7, 4/20/08-6/20/12 | Low-Hit: - -                      |  |  |        |  |  |  |

| BURTON'S PITCHING RECORD      |               |              |             |            |           |          |          |           |              |            |            |            |           |           |            |            |           |          |             |
|-------------------------------|---------------|--------------|-------------|------------|-----------|----------|----------|-----------|--------------|------------|------------|------------|-----------|-----------|------------|------------|-----------|----------|-------------|
| YEAR                          | CLUB          | W-L          | ERA         | G          | GS        | CG       | SH       | SV        | IP           | H          | R          | ER         | HR        | HB        | BB         | SO         | WP        | BK       | BAA         |
| 2002                          | Vancouver     | 0-4          | 3.58        | 13         | 5         | 0        | 0        | 1         | 37.2         | 32         | 22         | 15         | 0         | 2         | 14         | 38         | 2         | 1        | .221        |
| 2003                          | Kane County   | 2-1          | 2.27        | 15         | 2         | 0        | 0        | 1         | 31.2         | 19         | 9          | 8          | 2         | 2         | 7          | 33         | 4         | 0        | .174        |
| 2004                          | AZL Athletics | 1-0          | 4.15        | 5          | 5         | 0        | 0        | 0         | 21.2         | 21         | 12         | 10         | 2         | 2         | 4          | 15         | 2         | 0        | .247        |
|                               | Modesto       | 3-2          | 4.78        | 10         | 3         | 0        | 0        | 0         | 32.0         | 34         | 19         | 17         | 6         | 1         | 20         | 25         | 4         | 0        | .270        |
| 2005                          | Stockton      | 4-4          | 2.60        | 52         | 0         | 0        | 0        | 24        | 55.1         | 44         | 21         | 16         | 2         | 4         | 20         | 67         | 8         | 1        | .212        |
| 2006                          | Midland       | 6-5          | 4.14        | 53         | 0         | 0        | 0        | 1         | 74.0         | 71         | 36         | 34         | 7         | 3         | 27         | 66         | 9         | 0        | .255        |
| 2007                          | Chattanooga   | 0-1          | 11.81       | 4          | 0         | 0        | 0        | 0         | 5.1          | 10         | 7          | 7          | 0         | 0         | 5          | 3          | 1         | 0        | .400        |
|                               | Louisville    | 1-0          | 0.64        | 10         | 0         | 0        | 0        | 1         | 14.0         | 11         | 1          | 1          | 0         | 1         | 4          | 13         | 1         | 0        | .224        |
|                               | CINCINNATI    | 4-2          | 2.51        | 47         | 0         | 0        | 0        | 0         | 43.0         | 28         | 15         | 12         | 2         | 2         | 22         | 36         | 3         | 1        | .187        |
| 2008                          | Louisville    | 0-0          | 4.50        | 2          | 1         | 0        | 0        | 0         | 2.0          | 1          | 1          | 1          | 0         | 0         | 2          | 1          | 1         | 0        | .167        |
|                               | CINCINNATI    | 5-1          | 3.22        | 54         | 0         | 0        | 0        | 0         | 58.2         | 56         | 24         | 21         | 6         | 2         | 25         | 58         | 2         | 1        | .249        |
| 2009                          | Dayton        | 1-0          | 0.00        | 1          | 0         | 0        | 0        | 0         | 1.0          | 1          | 0          | 0          | 0         | 0         | 0          | 3          | 0         | 0        | .250        |
|                               | Louisville    | 3-0          | 0.82        | 10         | 0         | 0        | 0        | 0         | 11.0         | 8          | 1          | 1          | 0         | 0         | 3          | 10         | 0         | 0        | .195        |
|                               | CINCINNATI    | 1-0          | 4.40        | 53         | 0         | 0        | 0        | 0         | 59.1         | 61         | 30         | 29         | 5         | 4         | 23         | 45         | 2         | 0        | .261        |
| 2010                          | Louisville    | 3-2          | 2.61        | 33         | 0         | 0        | 0        | 4         | 38.0         | 29         | 14         | 11         | 4         | 1         | 16         | 34         | 1         | 0        | .204        |
|                               | CINCINNATI    | 0-0          | 0.00        | 4          | 0         | 0        | 0        | 0         | 3.1          | 0          | 0          | 0          | 0         | 0         | 0          | 1          | 0         | 0        | .000        |
| 2011                          | AZL Reds      | 0-1          | 9.00        | 3          | 3         | 0        | 0        | 0         | 4.0          | 7          | 5          | 4          | 1         | 0         | 0          | 6          | 0         | 0        | .389        |
|                               | Louisville    | 2-0          | 4.15        | 11         | 0         | 0        | 0        | 0         | 13.0         | 12         | 6          | 6          | 1         | 3         | 5          | 11         | 0         | 0        | .250        |
|                               | CINCINNATI    | 0-0          | 3.86        | 6          | 0         | 0        | 0        | 0         | 4.2          | 6          | 2          | 2          | 1         | 0         | 3          | 3          | 0         | 0        | .316        |
| 2012                          | MINNESOTA     | 3-2          | 2.18        | 64         | 0         | 0        | 0        | 5         | 62.0         | 41         | 21         | 15         | 5         | 5         | 16         | 55         | 0         | 0        | .186        |
| 2013                          | MINNESOTA     | 2-9          | 3.82        | 71         | 0         | 0        | 0        | 2         | 66.0         | 61         | 29         | 28         | 6         | 5         | 22         | 61         | 2         | 0        | .242        |
| <b>Minor League Totals</b>    |               | <b>26-20</b> | <b>3.46</b> | <b>222</b> | <b>19</b> | <b>0</b> | <b>0</b> | <b>32</b> | <b>340.2</b> | <b>300</b> | <b>154</b> | <b>131</b> | <b>25</b> | <b>19</b> | <b>127</b> | <b>325</b> | <b>33</b> | <b>2</b> | <b>.234</b> |
| <b>American League Totals</b> |               | <b>5-11</b>  | <b>3.02</b> | <b>135</b> | <b>0</b>  | <b>0</b> | <b>0</b> | <b>7</b>  | <b>128.0</b> | <b>102</b> | <b>50</b>  | <b>43</b>  | <b>11</b> | <b>10</b> | <b>38</b>  | <b>116</b> | <b>2</b>  | <b>0</b> | <b>.216</b> |
| <b>National League Totals</b> |               | <b>10-3</b>  | <b>3.41</b> | <b>164</b> | <b>0</b>  | <b>0</b> | <b>0</b> | <b>0</b>  | <b>169.0</b> | <b>151</b> | <b>71</b>  | <b>64</b>  | <b>14</b> | <b>8</b>  | <b>73</b>  | <b>143</b> | <b>7</b>  | <b>2</b> | <b>.237</b> |
| <b>Major League Totals</b>    |               | <b>15-14</b> | <b>3.24</b> | <b>299</b> | <b>0</b>  | <b>0</b> | <b>0</b> | <b>7</b>  | <b>297.0</b> | <b>253</b> | <b>121</b> | <b>107</b> | <b>25</b> | <b>18</b> | <b>111</b> | <b>259</b> | <b>9</b>  | <b>2</b> | <b>.228</b> |

| BURTON'S CAREER FIELDING RECORD |      |     |    |    |   |    |    |    |
|---------------------------------|------|-----|----|----|---|----|----|----|
| POSITION                        | PCT  | G   | PO | A  | E | TC | DP | PB |
| Pitcher                         | .909 | 299 | 20 | 40 | 6 | 66 | 0  | —  |

| BURTON'S BATTING RECORD |      |    |   |   |    |    |    |     |    |    |    |    |    |    |    |      |
|-------------------------|------|----|---|---|----|----|----|-----|----|----|----|----|----|----|----|------|
| BATTING                 | AVG  | AB | R | H | 2B | 3B | HR | RBI | SH | SF | HB | BB | SO | SB | CS | OBP  |
| Career                  | .000 | 2  | 0 | 0 | 0  | 0  | 0  | 0   | 0  | 0  | 0  | 0  | 2  | 0  | 0  | .000 |

**BURTON'S DAY-BY-DAY**

| Date                    | Opp. | Dec.         | IP          | H         | R         | ER        | HR       | BB        | SO        | IR/IRS          |
|-------------------------|------|--------------|-------------|-----------|-----------|-----------|----------|-----------|-----------|-----------------|
| April 3                 | DET  | ND           | 1.0         | 0         | 0         | 0         | 0        | 0         | 1         | 0/0             |
| April 4                 | DET  | H(1)         | 1.0         | 0         | 0         | 0         | 0        | 1         | 1         | 0/0             |
| April 7                 | @BAL | H(2)         | 1.0         | 0         | 0         | 0         | 0        | 0         | 2         | 0/0             |
| April 8                 | @KC  | ND           | 0.1         | 1         | 0         | 0         | 0        | 1         | 0         | 1/1             |
| April 13                | NYM  | ND           | 1.0         | 1         | 0         | 0         | 0        | 0         | 1         | 0/0             |
| April 15                | LAA  | H(3)         | 1.0         | 1         | 0         | 0         | 0        | 0         | 1         | 0/0             |
| April 20                | @CWS | ND           | 1.0         | 0         | 0         | 0         | 0        | 0         | 2         | 0/0             |
| April 21                | @CWS | H(4)         | 1.0         | 0         | 0         | 0         | 0        | 0         | 2         | 0/0             |
| April 23(1)             | MIA  | H(5)         | 1.0         | 1         | 1         | 1         | 0        | 0         | 0         | 0/0             |
| April 27                | TEX  | ND           | 1.0         | 1         | 0         | 0         | 0        | 0         | 2         | 0/0             |
| <b>APRIL TOTALS</b>     |      | <b>0-0</b>   | <b>9.1</b>  | <b>5</b>  | <b>1</b>  | <b>1</b>  | <b>0</b> | <b>2</b>  | <b>12</b> | <b>0.96 ERA</b> |
| May 1                   | @DET | ND           | 1.0         | 0         | 0         | 0         | 0        | 0         | 0         | 0/0             |
| May 3                   | @CLE | BS(1)        | 1.0         | 2         | 1         | 1         | 0        | 1         | 0         | 0/0             |
| May 5                   | @CLE | H(6)         | 1.0         | 0         | 0         | 0         | 0        | 0         | 1         | 0/0             |
| May 6                   | @BOS | L(0-1)       | 0.2         | 3         | 1         | 1         | 0        | 0         | 0         | 0/0             |
| May 9                   | @BOS | H(7)         | 1.0         | 0         | 0         | 0         | 0        | 1         | 3         | 0/0             |
| May 10                  | BAL  | ND           | 1.0         | 1         | 0         | 0         | 0        | 1         | 1         | 0/0             |
| May 11                  | BAL  | S(1)         | 1.0         | 0         | 0         | 0         | 0        | 0         | 1         | 0/0             |
| May 13                  | CWS  | H(8)         | 1.0         | 2         | 0         | 0         | 0        | 1         | 1         | 0/0             |
| May 17                  | BOS  | ND           | 1.0         | 1         | 0         | 0         | 0        | 1         | 1         | 0/0             |
| May 19                  | BOS  | ND           | 1.0         | 2         | 2         | 2         | 1        | 2         | 1         | 0/0             |
| May 21                  | @ATL | H(9)         | 1.0         | 0         | 0         | 0         | 0        | 0         | 2         | 0/0             |
| May 23                  | @DET | L(0-2)       | 1.2         | 3         | 1         | 1         | 0        | 1         | 0         | 2/1             |
| May 25                  | @DET | H(10)        | 1.0         | 0         | 0         | 0         | 0        | 0         | 0         | 0/0             |
| May 27                  | @MIL | H(11)        | 1.0         | 0         | 0         | 0         | 0        | 0         | 0         | 0/0             |
| May 28                  | @MIL | H(12)        | 1.0         | 1         | 0         | 0         | 0        | 0         | 2         | 0/0             |
| May 30                  | MIL  | S(2)         | 1.0         | 0         | 0         | 0         | 0        | 0         | 1         | 0/0             |
| <b>MAY TOTALS</b>       |      | <b>0-2-2</b> | <b>16.1</b> | <b>15</b> | <b>5</b>  | <b>5</b>  | <b>1</b> | <b>8</b>  | <b>14</b> | <b>2.76 ERA</b> |
| June 4                  | @KC  | H(13)        | 1.0         | 0         | 0         | 0         | 0        | 0         | 2         | 0/0             |
| June 6                  | @KC  | L(0-3)       | 0.2         | 4         | 4         | 4         | 1        | 0         | 0         | 0/0             |
| June 8                  | @WSH | ND           | 1.0         | 0         | 0         | 0         | 0        | 0         | 1         | 0/0             |
| June 13                 | PHI  | L(0-4)       | 1.0         | 3         | 2         | 2         | 0        | 1         | 1         | 0/0             |
| June 15                 | DET  | ND           | 1.0         | 1         | 1         | 0         | 0        | 1         | 0         | 0/0             |
| June 18                 | CWS  | W(1-4)       | 1.0         | 1         | 1         | 1         | 0        | 1         | 1         | 0/0             |
| June 20                 | CWS  | ND           | 1.0         | 2         | 0         | 0         | 0        | 1         | 0         | 0/0             |
| June 23                 | @CLE | H(14)        | 1.0         | 1         | 0         | 0         | 0        | 1         | 0         | 0/0             |
| June 27                 | KC   | H(15)        | 1.0         | 1         | 0         | 0         | 0        | 0         | 1         | 0/0             |
| June 30                 | KC   | L(1-5)       | 1.0         | 1         | 1         | 1         | 1        | 1         | 1         | 0/0             |
| <b>JUNE TOTALS</b>      |      | <b>1-3</b>   | <b>9.2</b>  | <b>14</b> | <b>9</b>  | <b>8</b>  | <b>2</b> | <b>6</b>  | <b>7</b>  | <b>7.45 ERA</b> |
| July 1                  | NYY  | L(1-6)       | 0.1         | 3         | 3         | 3         | 0        | 0         | 0         | 0/0             |
| July 4                  | NYY  | ND           | 1.0         | 0         | 0         | 0         | 0        | 0         | 1         | 0/0             |
| July 6                  | @TOR | ND           | 1.0         | 1         | 0         | 0         | 0        | 0         | 0         | 0/0             |
| July 8                  | @TB  | ND           | 0.2         | 0         | 0         | 0         | 0        | 0         | 0         | 0/0             |
| July 10                 | @TB  | ND           | 0.2         | 1         | 0         | 0         | 0        | 0         | 1         | 0/0             |
| July 12                 | @NYY | ND           | 1.1         | 0         | 0         | 0         | 0        | 2         | 1         | 1/0             |
| July 14                 | @NYY | ND           | 1.1         | 1         | 0         | 0         | 0        | 0         | 0         | 1/0             |
| <b>PRE-ASG TOTALS</b>   |      | <b>1-6-2</b> | <b>41.2</b> | <b>40</b> | <b>18</b> | <b>17</b> | <b>3</b> | <b>18</b> | <b>36</b> | <b>3.67 ERA</b> |
| July 19                 | CLE  | ND           | 1.0         | 0         | 0         | 0         | 0        | 0         | 3         | 0/0             |
| July 20                 | CLE  | H(16)        | 0.2         | 0         | 0         | 0         | 0        | 0         | 0         | 2/0             |
| July 23                 | @LAA | ND           | 1.0         | 1         | 0         | 0         | 0        | 0         | 1         | 0/0             |
| July 26                 | @SEA | ND           | 0.1         | 1         | 0         | 0         | 0        | 0         | 0         | 1/0             |
| July 27                 | @SEA | H(17)        | 0.1         | 0         | 0         | 0         | 0        | 0         | 0         | 2/0             |
| July 31                 | KC   | ND           | 1.0         | 0         | 0         | 0         | 0        | 0         | 3         | 0/0             |
| <b>JULY TOTALS</b>      |      | <b>0-1</b>   | <b>10.2</b> | <b>8</b>  | <b>3</b>  | <b>3</b>  | <b>0</b> | <b>2</b>  | <b>10</b> | <b>2.53 ERA</b> |
| August 2                | HOU  | ND           | 1.0         | 0         | 0         | 0         | 0        | 0         | 1         | 0/0             |
| August 4                | HOU  | H(18)        | 1.0         | 0         | 0         | 0         | 0        | 0         | 2         | 0/0             |
| August 7                | @KC  | ND           | 1.0         | 0         | 0         | 0         | 0        | 0         | 0         | 0/0             |
| August 9(1)             | @CWS | H(19)        | 1.0         | 0         | 0         | 0         | 0        | 0         | 0         | 0/0             |
| August 11               | @CWS | ND           | 1.0         | 0         | 0         | 0         | 0        | 0         | 2         | 0/0             |
| August 14               | CLE  | H(20)        | 1.0         | 0         | 0         | 0         | 0        | 0         | 1         | 0/0             |
| August 15               | CWS  | W(2-6)       | 1.0         | 1         | 0         | 0         | 0        | 0         | 1         | 0/0             |
| August 19               | NYM  | ND           | 1.0         | 1         | 1         | 1         | 1        | 0         | 1         | 0/0             |
| August 20               | @DET | H(21)        | 1.0         | 2         | 0         | 0         | 0        | 0         | 1         | 0/0             |
| August 22               | @DET | H(22)        | 1.0         | 0         | 0         | 0         | 0        | 0         | 2         | 0/0             |
| August 25               | @CLE | L(2-7)       | 1.0         | 3         | 2         | 2         | 1        | 0         | 1         | 0/0             |
| August 27               | KC   | L(2-8)       | 0.1         | 3         | 4         | 4         | 0        | 1         | 1         | 0/0             |
| August 30               | @TEX | H(23)        | 1.0         | 0         | 0         | 0         | 0        | 0         | 0         | 0/0             |
| <b>AUGUST TOTALS</b>    |      | <b>1-2</b>   | <b>12.1</b> | <b>10</b> | <b>7</b>  | <b>7</b>  | <b>2</b> | <b>1</b>  | <b>13</b> | <b>5.11 ERA</b> |
| Sept. 1                 | @TEX | H(24)        | 1.0         | 2         | 1         | 1         | 1        | 0         | 0         | 0/0             |
| Sept. 3                 | @HOU | H(25)        | 1.0         | 0         | 0         | 0         | 0        | 0         | 0         | 0/0             |
| Sept. 8                 | TOR  | L(2-9)       | 1.0         | 3         | 2         | 2         | 0        | 0         | 0         | 0/0             |
| Sept. 9                 | LAA  | H(26)        | 0.1         | 0         | 0         | 0         | 0        | 0         | 1         | 1/0             |
| Sept. 12                | OAK  | ND           | 1.0         | 1         | 0         | 0         | 0        | 0         | 0         | 0/0             |
| Sept. 15                | TB   | ND           | 0.1         | 2         | 1         | 1         | 0        | 2         | 0         | 0/0             |
| Sept. 17                | @CWS | ND           | 1.0         | 0         | 0         | 0         | 0        | 1         | 1         | 0/0             |
| Sept. 18                | @CWS | H(27)        | 1.0         | 1         | 0         | 0         | 0        | 0         | 2         | 0/0             |
| Sept. 23                | DET  | ND           | 1.0         | 0         | 0         | 0         | 0        | 0         | 1         | 0/0             |
| <b>SEPTEMBER TOTALS</b> |      | <b>0-1</b>   | <b>7.2</b>  | <b>9</b>  | <b>4</b>  | <b>4</b>  | <b>1</b> | <b>3</b>  | <b>5</b>  | <b>4.70 ERA</b> |
| <b>POST-ASG TOTALS</b>  |      | <b>1-3</b>   | <b>24.1</b> | <b>21</b> | <b>11</b> | <b>11</b> | <b>3</b> | <b>4</b>  | <b>25</b> | <b>4.07 ERA</b> |
| <b>SEASON TOTALS</b>    |      | <b>2-9-2</b> | <b>66.0</b> | <b>61</b> | <b>29</b> | <b>28</b> | <b>6</b> | <b>22</b> | <b>61</b> | <b>3.82 ERA</b> |



# CHRIS COLABELLO

FIRST BASEMAN

55

HEIGHT/WEIGHT: 6-4/218

BORN: 10/24/83 in Framingham, MA

RESIDES: Milford, MA

ACQUIRED: Signed as minor league free agent, 2/2/12

M.L. SERVICE: 82 days

CONTRACT STATUS: Signed thru 2013

BATS/THROWS: R/R

AGE: 29



2013 PLAYERS

**PERSONAL:** Christopher Adrian Colabello (pronounced CAHL-uh-bell-oh)...2002 graduate of Milford (MA) High School...attended Assumption College in Worcester, Mass., graduating in 2005...batted .361 in 2003 for the Greyhounds and .380 in 2004...father Lou Colabello played for Italy in 1984 Olympics.

## 2013:

- Participated in World Baseball Classic, playing for Team Italy; hitting .333 (6-for-18) with two home runs and seven RBI in five games.
- Was Spring Training invitee and reassigned to minor league camp March 17 and reported to Triple-A Rochester.
- Named International League Player of the Week April 8, after hitting .600 (9-for-15) with two home runs, three RBI and six runs scored in four games.
- Named International League Player of the Week again during the week May 20, leading the IL with 15 hits, a .586 average, 10 RBI, a .594 on-base percentage, and a 1.071 slugging percentage, hitting safely in all seven games played...nine of his 15 hits went for extra bases.
- Hit safely in 16 straight games May 9-June 5 with the Red Wings.
- Hit .425 (34-for-80) with 12 doubles, six home runs, 20 RBI and 15 runs scored in 20 May games with Rochester.
- Had contract selected from Triple-A Rochester May 22.
- Made major league debut May 22 at Atlanta, batting sixth and playing right field, going 0-for-4.
- Recorded first major league hit May 25 at Detroit, singling off Doug Fister.
- Optioned to Triple-A Rochester May 29 when Trevor Plouffe was reinstated from 7-day disabled list...recalled and optioned two more times in a week span June 2-9.
- Named to Triple-A All-Star Game at Aces Ballpark in Reno, NV on July 17...he was the overall leader in the online fan balloting and elected as the starting first baseman for the IL squad...batted third in the game and went 1-for-3 with an RBI-double...at the time, was leading the IL in several categories including AVG (.360), SLG (.655), OPS (1.085) and RBI (65); also ranked in the top three of several other statistical categories including OBP (2nd, .431), XBH (T-2nd, 41), TB (2nd, 180), hits (T-2nd, 99) and HR (3rd, 20)...participated in the IL Home Run Derby, hitting zero home runs.
- Recalled from Triple-A Rochester July 19.
- Recorded first career RBI, singling in Justin Morneau July 20 at Cleveland.
- Hit first career home run July 26 at Seattle, a two-run shot off Yoervis Medina in the 13th inning, breaking a 1-1 tie, giving the Twins the eventual 3-2 victory.
- Optioned to Triple-A Rochester August 16 when the Twins reinstated Ryan Doumit from the disabled list...recalled August 21.
- First career two-homer game September 2 at Houston, including the game-winning grand slam in the top of the ninth, giving the Twins a 10-6 victory...it was one of three grand slams for the Twins in 2013...he became the first players in Twins/Senators franchise history to hit two homers in a game, including a go-ahead grand slam in the ninth inning-or-later.
- Named International League MVP and Rookie of the Year honors; fifth player in club history to earn both awards.

**2012:** Named Twins minor league Player of the Week April 20, batting .381 (8-for-21) with two doubles, three home runs, eight RBI and seven runs scored in six games...hit grand slam and recorded season-high six RBI May 31 at New Hampshire...batted .336 (38-for-113) with 11 doubles in 30 July games and .322 (37-for-115) in 30 August games...recorded 20-plus RBI in June (21), July (20) and August (20).Recorded 40 multi-hit games and 21 multi-RBI games...led Eastern League in doubles (37), ranked second in RBI (98), fourth in runs scored (78) and tied for fourth in home runs (19)...led Twins minor leaguers in doubles, was second in games played (134) and RBI, third in runs scored, hits (141), home runs and total bases (237)...named Eastern League MVP runner-up...named Eastern League Season-Ending All-Star...named first baseman on MiLB.com Twins organizational All-star team...played with Algodoneros de Guasave of Mexican Pacific League after the season, batting .332 (68-for-205) with 13 doubles, 17 home runs, 44 RBI and 38 runs scored in 57 games...named to 2013 Italy roster for World Baseball Classic.

**2011:** Spent seventh season with Worcester of the Canadian-American Association, batting .348 (127-for-365) with 32 doubles, 20 home runs, 79 RBI and 75 runs scored in 92 games...set a Can-Am record for extra-base hits in a season with 52...led league in slugging percentage (.600), OPS (1.010) and total bases (219), was tied for first in doubles (32), second in batting average (.348), hits (127), home runs (20) and RBI (79), and third in runs scored (75) and on-base percentage (.410)...named league's All-Star first baseman...awarded Can-Am League MVP and *Baseball America* Independent League Player of the Year.

**2010:** Spent sixth season with Worcester, batting .301 (95-for-316) with 13 home runs and 59 RBI...ranked eighth in Can-Am League in home runs.

**2009:** Spent fifth season with Worcester, batting .302 (97-for-321) with 22 doubles, nine home runs and 55 RBI...played 58 games at third base, committing 21 errors (.860 fielding percentage).

**2008:** Spent season with Worcester...named league's All-Star first baseman...set Can-Am League record for doubles (34) in a year...ranked first in RBI (76), fourth in runs scored (71), fifth in batting average (.336) and sixth in home runs (16).

**2007:** Split season with Worcester and Nashua...set Can-Am League records with 10 RBI and 13 total bases May 29...combined to bat .302 (100-for-331) with 29 doubles, 13 home runs, 62 RBI and 64 runs scored in 91 games between Worcester and Nashua...was second in the league in doubles (29), tied for seventh in home runs (13), seventh in runs scored (64) and tied for sixth in RBI (62).

**2006:** Attended Detroit Tigers tryout camp and signed; released 22 days later and rejoined Worcester...batted .305 (105-for-344) with 26 doubles in 90 games...tied for second in Can-Am League in doubles and ranked seventh in batting average.

**2005:** Batted .320 (55-for-172) in 51 games for Worcester of Canadian-American Association.

**PROFESSIONAL:** Originally signed by Detroit in March of 2006...played Independent League baseball in the Canadian-American Association from 2005-11.

|                               | 2013                       | COLABELLO'S GAME HIGHS           | CAREER                        |
|-------------------------------|----------------------------|----------------------------------|-------------------------------|
| Hits: 2, 8x, last 9/6 vs. TOR | HR: 2, 9/2 at HOU          | Hits: 2, 8x, last 9/6/13 vs. TOR | HR: 2, 9/2/13 at HOU          |
| RBI: 5, 9/2 at HOU            | Grand Slams: 1, 9/2 at HOU | RBI: 5, 9/2/13 at HOU            | Grand Slams: 1, 9/2/13 at HOU |
| Hit-Streak: 5, 2x, last 9/1-6 | SB: --                     | Hit-Streak: 5, 2x, last 9/1-6/13 | SB: --                        |

| COLABELLO'S PLAYING RECORD |                    |      |     |      |     |     |     |    |    |     |    |    |    |     |     |    |    |    |      |
|----------------------------|--------------------|------|-----|------|-----|-----|-----|----|----|-----|----|----|----|-----|-----|----|----|----|------|
| YEAR                       | CLUB               | AVG  | G   | AB   | R   | H   | 2B  | 3B | HR | RBI | SH | SF | HB | BB  | SO  | SB | CS | E  | OBP  |
| 2005                       | Worcester (Can-Am) | .320 | 51  | 172  | 24  | 55  | 7   | 0  | 8  | 31  | 5  | 0  | 4  | 29  | 31  | 3  | 0  | 6  | .429 |
| 2006                       | Worcester (Can-Am) | .305 | 90  | 344  | 52  | 105 | 26  | 2  | 7  | 58  | 0  | 6  | 5  | 30  | 64  | 4  | 5  | 6  | .364 |
| 2007                       | Worcester (Can-Am) | .288 | 48  | 177  | 31  | 51  | 17  | 1  | 5  | 28  | 1  | 0  | 3  | 26  | 26  | 6  | 3  | 4  | .388 |
|                            | Nashua (Can-Am)    | .318 | 43  | 154  | 33  | 49  | 12  | 0  | 8  | 34  | 0  | 2  | 5  | 19  | 20  | 0  | 1  | 5  | .406 |
| 2008                       | Worcester (Can-Am) | .336 | 93  | 357  | 71  | 120 | 34  | 1  | 16 | 76  | 0  | 8  | 8  | 37  | 44  | 3  | 2  | 14 | .402 |
| 2009                       | Worcester (Can-Am) | .302 | 84  | 321  | 48  | 97  | 22  | 0  | 9  | 55  | 0  | 3  | 4  | 34  | 46  | 3  | 5  | 24 | .373 |
| 2010                       | Worcester (Can-Am) | .301 | 82  | 316  | 53  | 95  | 16  | 1  | 13 | 59  | 1  | 4  | 7  | 29  | 53  | 3  | 2  | 21 | .366 |
| 2011                       | Worcester (Can-Am) | .348 | 92  | 365  | 75  | 127 | 32  | 0  | 20 | 79  | 0  | 5  | 6  | 39  | 39  | 1  | 3  | 7  | .410 |
| 2012                       | New Britain        | .284 | 134 | 496  | 78  | 141 | 37  | 1  | 19 | 98  | 0  | 5  | 13 | 47  | 94  | 0  | 0  | 4  | .358 |
| 2013                       | Rochester          | .352 | 89  | 338  | 58  | 119 | 25  | 0  | 24 | 76  | 0  | 5  | 5  | 43  | 89  | 2  | 1  | 7  | .427 |
|                            | MINNESOTA          | .194 | 55  | 160  | 14  | 31  | 3   | 0  | 7  | 17  | 0  | 0  | 1  | 20  | 58  | 0  | 1  | 3  | .287 |
| Independent League Totals  |                    | .317 | 583 | 2206 | 387 | 699 | 166 | 5  | 86 | 420 | 7  | 28 | 38 | 243 | 323 | 23 | 21 | 86 | .390 |
| Minor League Totals        |                    | .312 | 223 | 834  | 136 | 260 | 62  | 1  | 43 | 174 | 0  | 10 | 18 | 91  | 183 | 2  | 1  | 11 | .391 |
| Major League Totals        |                    | .194 | 55  | 160  | 14  | 31  | 3   | 0  | 7  | 17  | 0  | 0  | 1  | 20  | 58  | 0  | 1  | 3  | .287 |

| COLABELLO'S CAREER FIELDING RECORD |      |    |     |    |   |     |    |
|------------------------------------|------|----|-----|----|---|-----|----|
| POSITION                           | PCT  | G  | PO  | A  | E | TC  | PB |
| First Base                         | .991 | 26 | 206 | 16 | 2 | 224 | 19 |
| Outfield                           | .938 | 11 | 14  | 1  | 1 | 16  | 0  |
| Totals                             | .988 | 49 | 220 | 17 | 3 | 240 | 19 |

| COLABELLO'S WORLD BASEBALL CLASSIC RECORD |       |      |   |    |   |   |    |    |    |     |    |    |    |    |    |    |    |   |      |
|---|-------|------|---|----|---|---|----|----|----|-----|----|----|----|----|----|----|----|---|------|
| YEAR                                      | CLUB  | AVG  | G | AB | R | H | 2B | 3B | HR | RBI | SH | SF | HB | BB | SO | SB | CS | E | OBP  |
| 2013                                      | Italy | .333 | 5 | 18 | 4 | 6 | 0  | 0  | 2  | 7   | 0  | 0  | 0  | 1  | 4  | 0  | 0  | 0 | .368 |



# KEVIN CORREIA

RIGHT-HANDED PITCHER

30

HEIGHT/WEIGHT: 6-3/200  
BORN: 8/24/80 in San Diego, CA  
RESIDES: San Diego, CA

BATS/THROWS: R/R  
AGE: 33

ACQUIRED: Signed as free agent, 12/13/12

M.L. SERVICE: 9 years, 27 days

CONTRACT STATUS: Signed thru 2014

**PERSONAL:** Kevin John Correia (pronounced co-RAH-uh)...wife Diana...sons Dane (12/27/08) and Emmett (12/5/10)...1998 graduate of San Diego's Grossmont High School...led baseball team to section title as a junior and runner-up his senior year...earned First-Team All CIF San Diego Section in senior year...attended Grossmont (CA) College in 1999 before transferring to Cal Poly, San Luis Obispo where he earned Big West All-Conference honors in 2002.

## 2013:

- Spent his first season with the Twins and was the club's number two starter, making his first start April 3 vs. Detroit and did not factor into the decision, allowing two runs on seven hits in 7.0 innings, with one walk and two strikeouts.
- Earned first win as a Twin April 15 vs. Los Angeles-AL, allowing two runs on eight hits in 7.0 innings pitched.
- Pitched 7.0-plus innings in first four starts April 3-23, the most consecutive 7.0-inning games for a Twin since Scott Diamond did it July 27-August 12, 2012; also the most 7.0-plus inning starts to begin a season since Ramon Ortiz made four 7.0-plus inning starts to begin the 2007 season (April 4-22).
- Pitched 8.0 shutout innings April 28 vs. Texas, earning his third straight victory, allowing six hits and one walk...it marked 7.0-plus innings and three runs allowed-or-fewer, according to Elias, marking just the fourth different pitcher in club history to open a season with five consecutive starts with 7.0-plus innings pitched and three runs allowed-or-fewer: Jim Perry in 1965 (first five), Scott Erickson in 1991 (first seven) and Brad Radke in 2001 (first seven).
- Made 300th career appearance May 27 at Milwaukee.
- Made pinch-hitting appearance August 2 vs. Houston in an AL game at Minnesota, sacrificing the winning run to second base.
- Posted a 2.75 ERA (59.0 IP, 18 ER) in his final nine starts August 11-September 25.
- Made 30th start September 19 at Oakland, second time in career of reaching 30 starts...finished with 185.1 innings pitched, the second most in his career...led the staff in starts, innings pitched and tied for first in strikeouts (101).

**2012:** Pitched second straight season for Pittsburgh and opened as club's number four starter...went 1-1, 2.42 (22.1 IP, 6 ER) in four April starts, with opponents batting .188 (15-for-80)...won a career-high seven straight decisions (9 start span) June 19-August 8...was temporarily removed from starting rotation after Pirates acquired Wandy Rodriguez July 24; returned to the starting rotation September 5 vs. Houston and earned 10th win, allowing one run on four hits in 6.0 innings...pitched 2.0 scoreless innings of relief during a 19-inning game August 19 at St. Louis, then started the next night in San Diego...became first major league pitcher to start a game after having pitched 2.0-or-more innings the previous day since Oakland's Dave Beard June 4-5, 1982...posted a 3.14 ERA (48.2 IP, 17 ER) in final 10 games (7 starts), beginning August 19...recorded season-high nine strikeouts (6.0 IP) and tied a career-high (third time) September 22 at Houston...won 12th game October 12 vs. Atlanta, tying single season career-high, done previously in 2009 and 2011...went 7-3, 3.64 (81.2 IP, 33 ER) in 14 home games (13 starts).

**2011:** Spent first season with Pittsburgh after signing as a free agent December 21, 2010...was Pirates Opening Day starter -- the first Pittsburgh free agent to start season opener since Ron Villone in 2002...tossed 13.0 scoreless innings April 6-13...pitched second career complete game April 18 at Cincinnati, allowing three runs (2 earned) on four hits...won eighth game June 1 at New York-NL, becoming the NL's first eight-game winner...recorded 10th win June 28 in Pirates 78th game; the fewest games any Pittsburgh pitcher has needed to reach 10 wins since 1995 (Denny Neagle - 69th game)...was named to National League All-Star team after going 11-7; only three pitchers in the major leagues had more wins at the break - CC Sabathia (13), Jair Jurrjens (12) and Justin Verlander (12)...placed on 15-day disabled list with a left oblique strain August 22...led Pirates in wins (12)...went 10-3, 2.64 ERA in 14 starts on the road and 2-8, 7.71 ERA in 13 games (12 starts) at home...tied for second in the NL with 10 road wins, despite not pitching after August 19.

**2010:** Spent second consecutive season with San Diego...tied career-high with nine strikeouts July 18 vs. Arizona...went 5-1, 3.00 (36.0 IP, 12 ER) in first six starts after the All-Star break from July 18-August 16...went 9-3 in 15 starts when receiving three runs of support or more (Padres were 11-4)...had a 6.41 run support average in 26 starts, the second-highest average among all National League starters with at least 100.0 IP.

**2009:** Spent first season with San Diego after joining the club as a spring training invite...recorded career-high scoreless streak of 23.1 innings September 14-October 2, the fourth longest in the NL and the longest by a Padres pitcher since Cla Meredith set a franchise record (33.2 IP in 2006)...was also the longest by a San Diego starting pitcher since Bruce Hurst pitched 27.0 consecutive scoreless innings in September of 1990...went 3-0, 1.25 (36.0 IP, 5 ER) in five September starts...tossed first career complete game September 25 at Arizona...recorded 18 quality starts over final 23 appearances...led Padres staff in starts (33)...tied for 11th in the National League with 22 quality starts.

**2008:** Spent seventh and final season in the San Francisco organization...went 1-3, 4.50 (26.0 IP, 13 ER) in first five starts before being placed on the 15-day disabled list with a left intercostal strain April 27; missed over a month...made three rehab starts between May 30-June 9 and was reinstated June 15...went 3-8, 5.36 ERA (102.1 IP, 61 ER) in 19 starts.

**2007:** Spent second full season with San Francisco and began season in the bullpen...lost five straight decisions June 3-August 7...made a start August 14 at Atlanta, his first major league start since August 12, 2005 which snapped string of 99 straight relief appearances...returned to

bullpen for two outings before ending the season making seven consecutive starts...won three straight starts August 25-September 5...led Giants relievers in innings pitched (55.2) and strikeouts (46)...went 3-1, 2.54 (46.0 IP, 13 ER) in eight starts and 1-6, 4.20 ERA in 51 relief appearances.

**2006:** Spent first full season in the major leagues with San Francisco; began season on Triple-A Fresno's roster but was recalled by San Francisco April 7 before making a minor league appearance...led San Francisco relievers in innings pitched (69.2) and ranked second in ERA (3.49)...held the opposition scoreless in 31 of 48 appearances, while stranding 26 of 39 inherited runners (67%)...went 2-0, 2.83 (28.2 IP, 9 ER), holding opponents to a .214 batting average (22-for-103) in final 19 outings since July 25.

**2005:** Began season with Triple-A Fresno (San Francisco), earning seven saves in 28 relief appearances; moved into the starting rotation in June...recalled by San Francisco July 1...recorded first victory in second start July 6 vs. Cincinnati...transferred to Double-A San Jose July 7...made one start with Double-A San Jose...recalled by San Francisco July 18...exited early from a start with a right shoulder bruise August 31 vs. Colorado.

**2004:** Split season between Triple-A Fresno and San Francisco...made lone start for Giants April 30 vs. Florida, suffering the loss, allowing nine runs (8 earned) in 2.0 innings pitched.

**2003:** Split season between Double-A Norwich, Triple-A Fresno and San Francisco...named Midseason Eastern League All-Star...had contract purchased by San Francisco July 10 and made major league debut that night at Colorado, allowing one run in 1.1 innings...made first major league start vs. Philadelphia, allowing one run in 6.0 innings August 10...had first career hit and RBI off Rodney Myers September 21 at Los Angeles-NL.

**2002:** Began professional career with Rookie Salem-Keizer, going 2-2, 4.54 (37.2 IP, 19 ER) in 10 games (8 starts).

**PROFESSIONAL:** San Francisco's fourth round pick in the 2002 First-Year Player Draft; signed by scout Lee Carballo...originally drafted by St. Louis in the 23rd round of the 2001 First-Year Player Draft.

| 2013                  |                                | CORREIA'S GAME HIGHS             |                                    |                                |                                | CAREER                 |              |                            |                            |
|-----------------------|--------------------------------|----------------------------------|------------------------------------|--------------------------------|--------------------------------|------------------------|--------------|----------------------------|----------------------------|
| IP: 8.0, 4/28 vs. TEX | Walks: 5, 2x, last 9/19 at OAK | IP: 9.0, 2x, last 4/18/11 at CIN | Walks: 6, 2x, last 6/28/10 vs. COL | SD: 9, 3x, last 9/22/12 at HOU | CG: 1, 2x, last 4/18/11 at CIN | Win Streak: 3, 4/15-28 | Low-Hit: - - | Win Streak: 7, 6/19-8/8/12 | Low-Hit: 4, 4/18/11 at CIN |

| CORREIA'S PITCHING RECORD     |               |              |             |            |            |          |          |          |               |             |            |            |            |           |            |            |           |          |             |
|-------------------------------|---------------|--------------|-------------|------------|------------|----------|----------|----------|---------------|-------------|------------|------------|------------|-----------|------------|------------|-----------|----------|-------------|
| YEAR                          | CLUB          | W-L          | ERA         | G          | GS         | CG       | SH       | SV       | IP            | H           | R          | ER         | HR         | HB        | BB         | SO         | WP        | BK       | BAA         |
| 2002                          | Salem-Keizer  | 2-2          | 4.54        | 10         | 8          | 0        | 0        | 0        | 37.2          | 37          | 20         | 19         | 1          | 3         | 14         | 31         | 1         | 0        | .257        |
| 2003                          | Norwich       | 6-6          | 3.65        | 16         | 14         | 0        | 0        | 0        | 86.1          | 80          | 38         | 35         | 3          | 4         | 30         | 73         | 4         | 1        | .248        |
|                               | Fresno        | 1-0          | 2.84        | 3          | 3          | 0        | 0        | 0        | 19.0          | 16          | 8          | 6          | 3          | 0         | 2          | 23         | 2         | 0        | .222        |
|                               | SAN FRANCISCO | 3-1          | 3.66        | 10         | 7          | 0        | 0        | 0        | 39.1          | 41          | 16         | 16         | 6          | 4         | 18         | 28         | 2         | 0        | .275        |
| 2004                          | Fresno        | 3-7          | 4.53        | 29         | 16         | 0        | 0        | 0        | 105.1         | 118         | 61         | 53         | 12         | 3         | 35         | 70         | 2         | 0        | .287        |
|                               | SAN FRANCISCO | 0-1          | 8.05        | 12         | 1          | 0        | 0        | 0        | 19.0          | 25          | 20         | 17         | 3          | 1         | 10         | 14         | 0         | 0        | .333        |
| 2005                          | Fresno        | 3-2          | 6.07        | 31         | 3          | 0        | 0        | 7        | 46.0          | 50          | 38         | 31         | 6          | 1         | 23         | 35         | 0         | 0        | .273        |
|                               | San Jose      | 0-1          | 2.57        | 1          | 1          | 0        | 0        | 0        | 7.0           | 5           | 2          | 2          | 0          | 0         | 5          | 7          | 2         | 0        | .208        |
|                               | SAN FRANCISCO | 2-5          | 4.63        | 16         | 11         | 0        | 0        | 0        | 58.1          | 61          | 31         | 30         | 12         | 4         | 31         | 44         | 2         | 0        | .274        |
| 2006                          | SAN FRANCISCO | 2-0          | 3.49        | 48         | 0          | 0        | 0        | 0        | 69.2          | 64          | 27         | 27         | 5          | 3         | 22         | 57         | 0         | 0        | .242        |
| 2007                          | SAN FRANCISCO | 4-7          | 3.45        | 59         | 8          | 0        | 0        | 0        | 101.2         | 94          | 39         | 39         | 9          | 2         | 40         | 80         | 1         | 1        | .242        |
| 2008                          | San Jose      | 0-0          | 0.00        | 1          | 1          | 0        | 0        | 0        | 3.1           | 1           | 0          | 0          | 0          | 0         | 1          | 1          | 0         | 0        | .091        |
|                               | Fresno        | 1-0          | 1.50        | 2          | 2          | 0        | 0        | 0        | 12.0          | 8           | 2          | 2          | 1          | 0         | 15         | 0          | 0         | 0        | .186        |
|                               | SAN FRANCISCO | 3-8          | 6.05        | 25         | 19         | 0        | 0        | 0        | 110.0         | 141         | 80         | 74         | 15         | 4         | 47         | 66         | 5         | 0        | .310        |
| 2009                          | SAN DIEGO     | 12-11        | 3.91        | 33         | 33         | 1        | 1        | 0        | 198.0         | 194         | 92         | 86         | 17         | 4         | 64         | 142        | 5         | 1        | .259        |
| 2010                          | SAN DIEGO     | 10-10        | 5.40        | 28         | 26         | 0        | 0        | 0        | 145.0         | 152         | 89         | 87         | 20         | 5         | 64         | 115        | 3         | 0        | .271        |
| 2011                          | PITTSBURGH    | 12-11        | 4.79        | 27         | 26         | 1        | 0        | 0        | 154.0         | 175         | 90         | 82         | 24         | 2         | 39         | 77         | 3         | 1        | .287        |
| 2012                          | PITTSBURGH    | 12-11        | 4.21        | 32         | 28         | 0        | 0        | 0        | 171.0         | 176         | 89         | 80         | 20         | 3         | 46         | 89         | 2         | 0        | .267        |
| 2013                          | MINNESOTA     | 9-13         | 4.18        | 31         | 31         | 0        | 0        | 0        | 185.1         | 218         | 89         | 86         | 24         | 2         | 45         | 101        | 2         | 0        | .297        |
| <b>Minor League Totals</b>    |               | <b>16-18</b> | <b>4.21</b> | <b>93</b>  | <b>48</b>  | <b>0</b> | <b>0</b> | <b>7</b> | <b>316.2</b>  | <b>315</b>  | <b>169</b> | <b>148</b> | <b>26</b>  | <b>11</b> | <b>110</b> | <b>255</b> | <b>11</b> | <b>1</b> | <b>.260</b> |
| <b>National League Totals</b> |               | <b>60-65</b> | <b>4.54</b> | <b>290</b> | <b>159</b> | <b>2</b> | <b>1</b> | <b>0</b> | <b>1066.0</b> | <b>1123</b> | <b>573</b> | <b>538</b> | <b>131</b> | <b>32</b> | <b>381</b> | <b>712</b> | <b>23</b> | <b>3</b> | <b>.272</b> |
| <b>American League Totals</b> |               | <b>9-13</b>  | <b>4.18</b> | <b>31</b>  | <b>31</b>  | <b>0</b> | <b>0</b> | <b>0</b> | <b>185.1</b>  | <b>218</b>  | <b>89</b>  | <b>86</b>  | <b>24</b>  | <b>2</b>  | <b>45</b>  | <b>101</b> | <b>2</b>  | <b>0</b> | <b>.297</b> |
| <b>Major League Totals</b>    |               | <b>69-78</b> | <b>4.49</b> | <b>321</b> | <b>190</b> | <b>2</b> | <b>1</b> | <b>0</b> | <b>1251.1</b> | <b>1341</b> | <b>662</b> | <b>624</b> | <b>155</b> | <b>34</b> | <b>426</b> | <b>813</b> | <b>25</b> | <b>3</b> | <b>.275</b> |

## CORREIA'S CAREER FIELDING RECORD

| POSITION | PCT  | G   | PO  | A   | E | TC  | DP | PB |
|----------|------|-----|-----|-----|---|-----|----|----|
| Pitcher  | .968 | 321 | 117 | 123 | 8 | 248 | 5  | —  |

## CORREIA'S BATTING RECORD

| BATTING | AVG  | AB  | R  | H  | 2B | 3B | HR | RBI | SH | SF | HB | BB | SO  | SB | CS | OBP  |
|---------|------|-----|----|----|----|----|----|-----|----|----|----|----|-----|----|----|------|
| Career  | .113 | 283 | 11 | 32 | 5  | 0  | 0  | 12  | 44 | 0  | 0  | 11 | 121 | 0  | 2  | .146 |

## CORREIA'S ALL-STAR GAME RECORD

| YEAR | HOST    | W-L | ERA | G | GS | CG | SH | SV | IP            | H | R | ER | HR | HB | BB | SO | WP | BK | BAA |
|------|---------|-----|-----|---|----|----|----|----|---------------|---|---|----|----|----|----|----|----|----|-----|
| 2011 | Arizona |     |     |   |    |    |    |    | DID NOT PITCH |   |   |    |    |    |    |    |    |    |     |

## CORREIA'S DAY-BY-DAY

| Date                    | Opp. | Dec.        | IP           | H          | R         | ER        | HR        | BB        | SO         | IR/IRS          |
|-------------------------|------|-------------|--------------|------------|-----------|-----------|-----------|-----------|------------|-----------------|
| April 3                 | DET  | ND          | 7.0          | 7          | 2         | 2         | 0         | 1         | 2          | --              |
| April 8                 | @KC  | L(0-1)      | 7.1          | 8          | 3         | 3         | 0         | 1         | 1          | --              |
| April 15                | LAA  | W(1-1)      | 7.0          | 8          | 2         | 2         | 2         | 1         | 5          | --              |
| April 23(1)             | MIA  | W(2-1)      | 7.0          | 5          | 2         | 2         | 0         | 1         | 5          | --              |
| April 28                | TEX  | W(3-1)      | 8.0          | 6          | 0         | 0         | 0         | 1         | 2          | --              |
| <b>APRIL TOTALS</b>     |      | <b>3-1</b>  | <b>36.1</b>  | <b>34</b>  | <b>9</b>  | <b>9</b>  | <b>2</b>  | <b>5</b>  | <b>15</b>  | <b>2.23 ERA</b> |
| May 4                   | @CLE | L(3-2)      | 5.0          | 6          | 4         | 4         | 2         | 2         | 4          | --              |
| May 9                   | @BOS | W(4-2)      | 5.1          | 9          | 3         | 3         | 0         | 0         | 1          | --              |
| May 14                  | CWS  | L(4-3)      | 7.0          | 9          | 4         | 4         | 2         | 1         | 2          | --              |
| May 20                  | @ATL | L(4-4)      | 4.0          | 8          | 5         | 5         | 1         | 1         | 0          | --              |
| May 27                  | @MIL | W(5-4)      | 6.0          | 7          | 3         | 3         | 3         | 1         | 4          | --              |
| <b>MAY TOTALS</b>       |      | <b>2-3</b>  | <b>27.1</b>  | <b>39</b>  | <b>19</b> | <b>19</b> | <b>8</b>  | <b>5</b>  | <b>11</b>  | <b>6.26 ERA</b> |
| June 1                  | SEA  | ND          | 6.2          | 8          | 4         | 4         | 3         | 2         | 3          | --              |
| June 8                  | @WSH | ND          | 6.1          | 8          | 3         | 3         | 1         | 0         | 7          | --              |
| June 13                 | PHI  | ND          | 5.0          | 8          | 1         | 1         | 0         | 1         | 6          | --              |
| June 19                 | CWS  | W(6-4)      | 6.2          | 5          | 2         | 2         | 1         | 0         | 6          | --              |
| June 25                 | @MIA | L(6-5)      | 6.0          | 5          | 2         | 2         | 0         | 2         | 2          | --              |
| June 30                 | KC   | ND          | 5.0          | 7          | 5         | 5         | 0         | 3         | 3          | --              |
| <b>JUNE TOTALS</b>      |      | <b>1-1</b>  | <b>35.2</b>  | <b>41</b>  | <b>17</b> | <b>17</b> | <b>5</b>  | <b>8</b>  | <b>27</b>  | <b>4.29 ERA</b> |
| July 5                  | @TOR | L(6-6)      | 6.0          | 10         | 4         | 4         | 1         | 3         | 3          | --              |
| July 10                 | @TB  | ND          | 5.1          | 5          | 3         | 3         | 1         | 5         | 6          | --              |
| <b>PRE-ASG TOTALS</b>   |      | <b>6-6</b>  | <b>110.2</b> | <b>129</b> | <b>52</b> | <b>52</b> | <b>17</b> | <b>26</b> | <b>62</b>  | <b>4.23 ERA</b> |
| July 20                 | CLE  | W(7-6)      | 6.0          | 3          | 2         | 2         | 1         | 1         | 3          | --              |
| July 25                 | @SEA | L(7-7)      | 1.2          | 7          | 6         | 6         | 1         | 1         | 0          | --              |
| July 31                 | KC   | ND          | 6.0          | 10         | 2         | 2         | 0         | 0         | 3          | --              |
| <b>JULY TOTALS</b>      |      | <b>1-2</b>  | <b>25.0</b>  | <b>35</b>  | <b>17</b> | <b>17</b> | <b>4</b>  | <b>10</b> | <b>15</b>  | <b>6.12 ERA</b> |
| August 5                | @KC  | L(7-8)      | 2.0          | 7          | 6         | 6         | 0         | 3         | 2          | --              |
| August 11               | @CWS | W(8-8)      | 7.0          | 5          | 0         | 0         | 0         | 1         | 7          | --              |
| August 16               | CWS  | L(8-9)      | 7.1          | 9          | 5         | 4         | 2         | 1         | 3          | --              |
| August 21               | @DET | L(8-10)     | 6.2          | 9          | 4         | 2         | 0         | 2         | 1          | --              |
| August 27               | KC   | ND          | 7.0          | 6          | 0         | 0         | 0         | 2         | 7          | --              |
| <b>AUGUST TOTALS</b>    |      | <b>1-3</b>  | <b>30.0</b>  | <b>36</b>  | <b>15</b> | <b>12</b> | <b>2</b>  | <b>9</b>  | <b>20</b>  | <b>3.60 ERA</b> |
| Sept. 1                 | @TEX | W(9-10)     | 7.0          | 5          | 1         | 1         | 1         | 1         | 2          | --              |
| Sept. 7                 | TOR  | L(9-11)     | 6.0          | 7          | 5         | 5         | 2         | 1         | 4          | --              |
| Sept. 13                | TBR  | L(9-12)     | 6.0          | 8          | 3         | 3         | 0         | 1         | 5          | --              |
| Sept. 19                | @OAK | ND          | 5.0          | 6          | 2         | 2         | 0         | 5         | 1          | --              |
| Sept. 25                | DET  | L(9-13)     | 7.0          | 7          | 1         | 1         | 0         | 0         | 1          | --              |
| <b>SEPTEMBER TOTALS</b> |      | <b>1-3</b>  | <b>31.0</b>  | <b>33</b>  | <b>12</b> | <b>12</b> | <b>3</b>  | <b>8</b>  | <b>13</b>  | <b>3.48 ERA</b> |
| <b>POST-ASG TOTALS</b>  |      | <b>3-7</b>  | <b>74.2</b>  | <b>89</b>  | <b>37</b> | <b>34</b> | <b>7</b>  | <b>19</b> | <b>39</b>  | <b>4.10 ERA</b> |
| <b>SEASON TOTALS</b>    |      | <b>9-13</b> | <b>185.1</b> | <b>218</b> | <b>89</b> | <b>86</b> | <b>24</b> | <b>45</b> | <b>101</b> | <b>4.18 ERA</b> |



# COLE DE VRIES

**RIGHT-HANDED PITCHER**

**38**

**HEIGHT/WEIGHT:** 6-1/180

**BORN:** 2/12/85 in St. Louis Park, MN

**RESIDES:** Eden Prairie, MN

**ACQUIRED:** Signed as non-drafted free agent, 8/22/06

**M.L. SERVICE:** 1 years, 10 days

**CONTRACT STATUS:** Signed thru 2013

**BATS/THROWS:** R/R

**AGE:** 28

**PERSONAL:** Cole William De Vries...2003 graduate of Eden Prairie (MN) High School, where he also played football...named All-State and Class 3A Player of the Year his senior season in baseball...attended University of Minnesota from 2004-06.

## 2013:

- Made the Twins Opening Day roster but did not appear in a game, recovering from a right forearm strain he suffered in Spring Training.
- Began rehab assignment May 5, pitching in two rehab games at two different levels and was reinstated and optioned to Triple-A Rochester May 18.
- Made nine starts for the Red Wings, going 3-5, 8.16 ERA (43.0 IP, 39 ER) before being placed on the 7-day disabled list, July 4 with an elbow sprain.
- Made one rehab start with the GCL Twins August 5, was reinstated August 8...transferred to Single-A Ft. Myers August 8.
- Made one start for the Miracle and was promoted to Double-A New Britain August 13; made two starts for the Rock Cats and was promoted to Triple-A Rochester August 27; made one start for the Red Wings.
- Recalled by Minnesota September 9 and made two starts for the Twins to finish his season.
- Outrighted to Triple-A Rochester October 2.

**2012:** Began season with Triple-A Rochester...made eight starts, going 1-4, 4.24 (46.2 IP, 22 ER) for Red Wings...had contract purchased May 22 as the Twins designated Jason Marquis for assignment...was losing pitcher in major league debut in a start May 24 at Chicago-AL, allowing six runs (3 earned) on six hits in 5.0 innings with one walk and four strikeouts...earned first major league win June 4 at Kansas City, allowing five runs (4 earned) on six hits in 5.0 innings with no walks and four strikeouts...optioned back to Rochester June 7...made four starts and was recalled by Twins as "26th-man" for doubleheader with Kansas City June 30...started Game 2 of the doubleheader, earning the win, allowing one run on five hits in 6.0 innings; optioned back to Rochester after the game...did not pitch for the Red Wings and was recalled July 3, when the Twins optioned Liam Hendriks...went 3-0, 1.02 (17.2 IP, 2 ER) in final three starts before being placed on 15-day disabled list with a cracked right rib, an injury he suffered September 8 vs. Cleveland when Asdrubal Cabrera lined a ball back at him.

**2011:** Began season with Double-A New Britain and did not allow a run in first 10 appearances (18.2 IP) April 8-May 6...went 9-for-9 in save opportunities for the Rock Cats...promoted to Triple-A Rochester May 29...allowed just one home run in final 21 appearances (45.2 IP) since June 28...played for Mesa Solar Sox in Arizona Fall League, going 2-1, 3.12 (26.0 IP, 9 ER) in eight starts.

**2010:** Split season between Double-A New Britain and Triple-A Rochester...struck out at least one batter in 38 of 39 appearances for the Rock Cats and in all nine appearances for the Red Wings...went 1-8, 5.79 (91.2 IP, 59 ER) in 48 games (5 starts) between both levels combined; posted a 9.5 strikeout-per-9.0 inning pitched ratio on the season.

**2009:** Spent season with Double-A New Britain...tossed complete game (7.0 IP) July 8 vs. Connecticut, allowing three runs (0 earned) on five hits July 8 vs. Connecticut...was second on club in starts (26) and third in innings pitched (137.2).

**2008:** Spent season at Single-A Ft. Myers...named Twins minor league Player of the Week July 11-18 after tossing a complete game, allowing one run on four hits with six strikeouts...disabled with a back muscle strain August 12-August 21...ranked third in Florida State League in ERA (2.93).

**2007:** Played at Single-A Beloit...selected to Midwest League All-Star game...ranked sixth in the league in ERA (3.41) and tied for the team lead in wins (9).

**AMATEUR CAREER:** Pitched at the University of Minnesota from 2004-06, going 12-10, 4.52 (197.0 IP, 99 ER) with 61 walks, 144 strikeouts and six complete games in 42 career games (29 starts)...went 7-3, 2.42 (93.0 IP, 25 ER) with three complete games and one shutout in 14 starts as a junior in 2006...named second team All-Big Ten that season while leading the Golden Gophers in strikeouts (72) and ERA (2.42), and tied for the team lead in wins (7).

**PROFESSIONAL:** Signed by scout Mark Wilson as an undrafted free agent out of the University of Minnesota.

## 2013

IP: 5.0, 2x, last 9/28 vs. CLE

SO: 7, 9/28 vs. CLE

Win Streak: --

Walks: 3, 2x, last 9/22 vs. OAK

CG: --

Low-Hit: --

## DE VRIES' GAME HIGHS

IP: 7.0, 2x, last 8/4/12 at BOS

SO: 7, 9/28/13 vs. CLE

Win Streak: 3, 8/26-9/8/12

## CAREER

Walks: 5, 5/29/12 vs. OAK

CG: --

Low-Hit: --

## DE VRIES' PITCHING RECORD

| YEAR                | CLUB        | W-L   | ERA   | G   | GS  | CG | SH | SV | IP    | H   | R   | ER  | HR | HB | BB  | SO  | WP | BK | BAA  |
|---------------------|-------------|-------|-------|-----|-----|----|----|----|-------|-----|-----|-----|----|----|-----|-----|----|----|------|
| 2007                | Beloit      | 9-5   | 3.41  | 27  | 25  | 0  | 0  | 0  | 148.0 | 161 | 73  | 56  | 17 | 4  | 36  | 108 | 6  | 0  | .271 |
| 2008                | Ft. Myers   | 10-9  | 2.93  | 24  | 23  | 1  | 0  | 0  | 135.1 | 138 | 51  | 44  | 8  | 4  | 38  | 105 | 0  | 0  | .264 |
| 2009                | New Britain | 7-14  | 4.84  | 26  | 26  | 1  | 0  | 0  | 137.2 | 162 | 88  | 74  | 16 | 6  | 46  | 90  | 7  | 0  | .291 |
| 2010                | New Britain | 1-5   | 5.80  | 39  | 2   | 0  | 0  | 1  | 68.1  | 87  | 53  | 44  | 10 | 3  | 25  | 63  | 6  | 0  | .309 |
|                     | Rochester   | 0-3   | 5.79  | 9   | 3   | 0  | 0  | 0  | 23.1  | 26  | 17  | 15  | 2  | 0  | 14  | 24  | 3  | 1  | .277 |
| 2011                | New Britain | 0-0   | 2.28  | 15  | 0   | 0  | 0  | 9  | 27.2  | 17  | 9   | 7   | 3  | 0  | 5   | 33  | 1  | 0  | .170 |
|                     | Rochester   | 4-2   | 3.90  | 30  | 2   | 0  | 0  | 0  | 62.1  | 74  | 30  | 27  | 4  | 0  | 18  | 42  | 0  | 0  | .298 |
| 2012                | Rochester   | 3-5   | 4.37  | 12  | 12  | 0  | 0  | 0  | 70.0  | 75  | 37  | 34  | 7  | 1  | 10  | 50  | 1  | 1  | .273 |
|                     | MINNESOTA   | 5-5   | 4.11  | 17  | 16  | 0  | 0  | 0  | 87.2  | 88  | 48  | 40  | 16 | 4  | 18  | 58  | 1  | 0  | .252 |
| 2013                | GCL Twins   | 0-0   | 0.00  | 1   | 1   | 0  | 0  | 0  | 3.0   | 0   | 0   | 0   | 0  | 0  | 4   | 0   | 0  | 0  | .000 |
|                     | Ft. Myers   | 1-0   | 1.00  | 2   | 2   | 0  | 0  | 0  | 9.0   | 8   | 2   | 1   | 0  | 0  | 6   | 0   | 0  | 0  | .229 |
|                     | New Britain | 0-2   | 1.69  | 3   | 3   | 0  | 0  | 0  | 16.0  | 12  | 7   | 3   | 3  | 1  | 2   | 11  | 0  | 0  | .203 |
|                     | Rochester   | 3-4   | 7.02  | 10  | 10  | 0  | 0  | 0  | 50.0  | 77  | 40  | 39  | 6  | 1  | 13  | 24  | 3  | 1  | .358 |
|                     | MINNESOTA   | 0-2   | 10.80 | 4   | 2   | 0  | 0  | 0  | 15.0  | 22  | 18  | 18  | 6  | 0  | 9   | 12  | 0  | 0  | .333 |
| Minor League Totals |             | 38-49 | 4.12  | 198 | 109 | 2  | 0  | 10 | 750.2 | 837 | 407 | 344 | 76 | 20 | 207 | 560 | 27 | 3  | .280 |
| Major League Totals |             | 5-7   | 5.08  | 21  | 18  | 0  | 0  | 0  | 102.2 | 110 | 66  | 58  | 22 | 4  | 27  | 70  | 1  | 0  | .265 |

## DE VRIES' CAREER FIELDING RECORD

| POSITION | PCT  | G  | PO | A | E | TC | DP | PB |
|----------|------|----|----|---|---|----|----|----|
| Pitcher  | .938 | 21 | 6  | 9 | 1 | 16 | 1  | —  |

## DE VRIES' DAY-BY-DAY

| Date             | Opp. | Dec.   | IP  | H    | R  | ER | HR | BB | SO | IR/IRS |           |
|------------------|------|--------|-----|------|----|----|----|----|----|--------|-----------|
| Sept. 11         | OAK  | ND     | 3.0 | 6    | 3  | 3  | 1  | 2  | 0  | 0/0    |           |
| Sept. 16         | @CWS | ND     | 5.0 | 6    | 4  | 4  | 3  | 3  | 4  | 0/0    |           |
| Sept. 22         | @OAK | L(0-1) | 2.0 | 4    | 6  | 6  | 1  | 3  | 1  | --     |           |
| Sept. 28         | CLE  | L(0-2) | 5.0 | 6    | 5  | 5  | 1  | 1  | 7  | --     |           |
| SEPTEMBER TOTALS |      |        | 0-2 | 15.0 | 22 | 18 | 18 | 6  | 9  | 12     | 10.80 ERA |
| POST-ASG TOTALS  |      |        | 0-2 | 15.0 | 22 | 18 | 18 | 6  | 9  | 12     | 10.80 ERA |
| SEASON TOTALS    |      |        | 0-2 | 15.0 | 22 | 18 | 18 | 6  | 9  | 12     | 10.80 ERA |

# SAMUEL DEDUNO

RIGHT-HANDED PITCHER

21



HEIGHT/WEIGHT: 6-3/190

BORN: 7/2/83 in La Romana, DR

RESIDES: San Pedro de Macoris, DR

ACQUIRED: Signed as minor league free agent, 11/16/11

M.L. SERVICE: 1 years, 97 days

CONTRACT STATUS: Signed thru 2013

BATS/THROWS: R/R

AGE: 30

**PERSONAL:** Samuel Deduno...makes off-season home in San Pedro de Macoris, Dominican Republic...pitched for Team Dominican Republic in the 2013 World Baseball Classic.

## 2013:

- Was an invite to Twins Spring Training but missed the first few weeks pitching for Team Dominican Republic in the World Baseball Classic, going 2-0, 0.69 ERA (13.0 IP, 1 ER) with five walks and 17 strikeouts in three starts; started the Championship game, March 19 vs. Puerto Rico, earning the win, tossing 5.0 shutout innings with two hits allowed, three walks and five strikeouts.
- Started the season with Triple-A Rochester and made just three starts, going 0-0, 2.70 ERA (16.2 IP, 5 ER) with 17 strikeouts.
- Had contract selected by Minnesota May 24.
- Went 3-0, 1.80 ERA (25.0 IP, 5 ER) in a four-start span May 29-June 15 for Minnesota...went 3-0, 1.67 (27.0 IP, 5 ER) in four starts July 13-August 2.
- Laced just 3.0 innings August 29 vs. Kansas City after experiencing right shoulder soreness.
- Placed on the 15-day disabled list August 30 with right shoulder soreness...transferred to the 60-day disabled list September 9.
- Held left-handed batters to a .204 batting average (47-for-230) while right-handers hit .331 (58-for-175).
- Had arthroscopic surgery on right shoulder September 18.

**2012:** Was an invite to Twins spring training and was reassigned to minor league camp March 22...reported to Triple-A Rochester...exited a start after facing one batter April 27 at Buffalo; placed on the 7-day disabled list with right shoulder tendinitis April 29-June 8...went 1-2, 2.14 (42.0 IP, 10 ER) with 22 walks and 46 strikeouts in nine starts for Red Wings before having contract selected by Twins July 6...made first major league start and Twins debut July 7 at Texas, but did not factor into the decision, allowing three runs on six hits in 5.1 innings with three walks and three strikeouts...earned first major league victory July 22 at Kansas City, allowing one run on six hits in 6.1 innings with three walks and four strikeouts...went 4-0, 3.38 (40.0 IP, 15 ER) in first seven starts July 7-August 13...held opponents to .225 batting average (32-for-142) with 28 strikeouts and 30 walks...earned the victory August 29 vs. Seattle, tossing 7.0 shutout innings with just two hits allowed, no walks and career-high nine strikeouts...left start September 26 vs. New York-AL after 1.2 innings with left eye inflammation...tied for second on the Twins staff in wins (6).

**2011:** Claimed off waivers by San Diego January 28...was an invite to Padres spring training and made the Padres Opening Day roster for the first time in career...appeared in two games for the Padres before being optioned to Triple-A Tucson April 10 when Padres reinstated pitcher Mat Latos...posted 2.13 ERA (12.2 IP, 3 ER) in nine April games and a 3.00 ERA (15.0 IP, 5 ER) in 11 May games...started season in Tucson's bullpen, going 3-2, 3.89 (41.2 IP, 18 IP) in 28 relief appearances...moved to starting rotation in middle of June, going 1-4, 3.96 (63.2 IP, 28 ER) in 12 starts...placed on 7-day disabled list with a left quadriceps strain June 19; reinstated July 8...held left-handed batters to .216 batting average (37-for-171) and right-handers to a .279 batting average (64-for-229)...pitched in two games for Aguilas Cibaenas in Dominican Winter League.

**2010:** Made 10 starts between Single-A Tri-City (Colorado) and Triple-A Colorado Springs, going 3-3, 3.83 (47.0 IP, 20 ER) in those 10 starts combined...recalled by the Rockies August 23 and made major league debut August 27 vs. Los Angeles-NL, allowing one hit in 0.1 inning pitched...recorded first career strikeout, fanning Yonder Alonso September 8 vs. Cincinnati...three of four appearances for Rockies were scoreless.

**2009:** Split season between Double-A Tulsa and Triple-A Colorado Springs...came back from injury to claim Texas League Pitcher of the Year honors...tied for league-lead in wins (12) and led league in ERA (2.57) and strikeouts (123)...named Texas League Pitcher of the Week July 13-19 after tossing a 7.0-inning complete game shutout July 18 at Arkansas...was a member of both Texas League Midseason and Postseason All-Star teams...transferred to Triple-A Colorado Springs September 7...named the 12th best prospect in Rockies system by *Baseball America*.

**2008:** Missed entire season due to a right arm injury.

**2007:** Began season at Single-A Modesto...transferred to Tulsa May 4...led Texas League with 121 strikeouts...rated best curveball in Colorado's farm system by *Baseball America* entering the 2008 season.

**2006:** Spent season with Single-A Modesto...struck out season-high 12 batters May 31 vs. Bakersfield...struck out 167 batters, second most in California League and second-best in Rockies minor league system...pitched 6.0 innings-or-more in 15 of 27 games and allowed three runs-or-less in 20 outings...named 17th best prospect in Rockies farm system by *Baseball America* after the season.

**2005:** Spent season with Single-A Asheville...named organizational Player of the Month for April after going 4-0, 1.17 (23.0 IP, 3 ER) in four games...placed on 7-day disabled list with a right shoulder strain May 13...led club with 110 strikeouts.

**2004:** Spent season with Rookie Casper...named Pioneer League Pitcher of the Week August 2-8...named organization's Player of the Month for August, going 4-1 with a 2.84 ERA in six starts...named Pioneer League Pitcher of the Year and rookie-level All-Star by *Baseball America*...led league in innings pitched (76.1) and strikeouts (118), and tied for the league lead in starts (15)...led all Pioneer League starters in batting-average-against (.216) and strikeouts-per-9.0 innings (13.91)...his 118 strikeouts were a Rockies short-season record...named Casper's team MVP.

**2003:** Made professional debut with the DSL Rockies, posting a 3-4 record with 2.47 ERA (69.1 IP, 19 IP) in 12 starts.

**PROFESSIONAL:** Originally signed by Rockies as a non-drafted free agent March 5, 2003.

**2013** **DEDUNO'S GAME HIGHS** **CAREER**  
 IP: 7.0, 6x, last 7/27 at SEA Walks: 5, 2x, last 8/2 vs. HOU IP: 7.0, 10x, last 7/27/13 at SEA Walks: 6, 8/19/12 at SEA  
 SO: 6, 3x, last 8/23 at CLE CG: - - SO: 9, 8/29/12 vs. SEA CG: - -  
 Win-Streak: 3, 2x, last 7/13-27 Low-Hit: - - Win-Streak: 4, 7/22-8/13/12 Low-Hit: - -

### DEDUNO'S PITCHING RECORD

| YEAR                          | CLUB             | W-L          | ERA         | G          | GS         | CG       | SH       | SV       | IP                    | H          | R          | ER         | HR        | HB        | BB         | SO         | WP         | BK       | BAA         |
|-------------------------------|------------------|--------------|-------------|------------|------------|----------|----------|----------|-----------------------|------------|------------|------------|-----------|-----------|------------|------------|------------|----------|-------------|
| 2004                          | Casper           | 6-4          | 3.18        | 15         | 15         | 0        | 0        | 0        | 76.1                  | 62         | 40         | 27         | 3         | 10        | 32         | 118        | 14         | 0        | .219        |
| 2005                          | Asheville        | 8-8          | 5.62        | 20         | 20         | 1        | 0        | 0        | 89.2                  | 82         | 67         | 56         | 9         | 11        | 65         | 110        | 13         | 1        | .248        |
| 2006                          | Modesto          | 5-8          | 4.80        | 27         | 26         | 0        | 0        | 0        | 146.1                 | 121        | 88         | 78         | 3         | 22        | 92         | 167        | 34         | 1        | .222        |
| 2007                          | Modesto          | 1-1          | 6.55        | 2          | 2          | 0        | 0        | 0        | 11.0                  | 9          | 8          | 8          | 1         | 2         | 7          | 8          | 2          | 0        | .214        |
|                               | Tulsa            | 5-8          | 5.44        | 21         | 21         | 1        | 0        | 0        | 124.0                 | 120        | 90         | 75         | 13        | 11        | 66         | 121        | 11         | 0        | .251        |
| 2008                          |                  |              |             |            |            |          |          |          | INURED - DID NOT PLAY |            |            |            |           |           |            |            |            |          |             |
| 2009                          | Tulsa            | 12-4         | 2.57        | 24         | 24         | 1        | 1        | 0        | 133.0                 | 94         | 48         | 38         | 3         | 8         | 72         | 123        | 9          | 1        | .202        |
|                               | Colorado Springs | 0-1          | 6.35        | 1          | 1          | 0        | 0        | 0        | 5.2                   | 5          | 4          | 4          | 0         | 0         | 4          | 8          | 1          | 0        | .250        |
| 2010                          | Tri-City         | 0-2          | 5.51        | 4          | 4          | 0        | 0        | 0        | 16.1                  | 18         | 11         | 10         | 0         | 1         | 5          | 20         | 0          | 0        | .290        |
|                               | Colorado Springs | 3-1          | 2.93        | 6          | 6          | 0        | 0        | 0        | 30.2                  | 20         | 12         | 10         | 3         | 5         | 18         | 29         | 4          | 0        | .190        |
|                               | COLORADO         | 0-0          | 3.38        | 4          | 0          | 0        | 0        | 0        | 2.2                   | 3          | 1          | 1          | 1         | 0         | 1          | 3          | 0          | 0        | .273        |
| 2011                          | Tucson           | 4-6          | 3.93        | 40         | 12         | 0        | 0        | 0        | 105.1                 | 101        | 58         | 46         | 2         | 7         | 58         | 85         | 17         | 2        | .252        |
|                               | SAN DIEGO        | 0-0          | 3.00        | 2          | 0          | 0        | 0        | 0        | 3.0                   | 5          | 1          | 1          | 0         | 0         | 3          | 4          | 1          | 0        | .357        |
| 2012                          | Rochester        | 1-2          | 2.14        | 9          | 9          | 0        | 0        | 0        | 42.0                  | 27         | 13         | 10         | 2         | 4         | 22         | 46         | 2          | 0        | .185        |
|                               | MINNESOTA        | 6-5          | 4.44        | 15         | 15         | 0        | 0        | 0        | 79.0                  | 69         | 40         | 39         | 10        | 5         | 53         | 57         | 5          | 0        | .241        |
| 2013                          | Rochester        | 0-0          | 2.70        | 3          | 3          | 0        | 0        | 0        | 16.2                  | 14         | 6          | 5          | 1         | 0         | 10         | 17         | 2          | 0        | .237        |
|                               | MINNESOTA        | 8-8          | 3.83        | 18         | 18         | 0        | 0        | 0        | 108.0                 | 105        | 48         | 46         | 7         | 9         | 41         | 67         | 8          | 2        | .259        |
| <b>Minor League Totals</b>    |                  | <b>45-45</b> | <b>4.14</b> | <b>172</b> | <b>143</b> | <b>3</b> | <b>1</b> | <b>0</b> | <b>797.0</b>          | <b>673</b> | <b>445</b> | <b>367</b> | <b>40</b> | <b>81</b> | <b>451</b> | <b>852</b> | <b>109</b> | <b>5</b> | <b>.229</b> |
| <b>National League Totals</b> |                  | <b>0-0</b>   | <b>3.18</b> | <b>6</b>   | <b>0</b>   | <b>0</b> | <b>0</b> | <b>0</b> | <b>5.2</b>            | <b>8</b>   | <b>2</b>   | <b>2</b>   | <b>1</b>  | <b>0</b>  | <b>4</b>   | <b>7</b>   | <b>1</b>   | <b>0</b> | <b>.320</b> |
| <b>American League Totals</b> |                  | <b>14-13</b> | <b>4.09</b> | <b>33</b>  | <b>33</b>  | <b>0</b> | <b>0</b> | <b>0</b> | <b>187.0</b>          | <b>174</b> | <b>88</b>  | <b>85</b>  | <b>17</b> | <b>14</b> | <b>94</b>  | <b>124</b> | <b>13</b>  | <b>2</b> | <b>.252</b> |
| <b>Major League Totals</b>    |                  | <b>14-13</b> | <b>4.06</b> | <b>39</b>  | <b>33</b>  | <b>0</b> | <b>0</b> | <b>0</b> | <b>192.2</b>          | <b>182</b> | <b>90</b>  | <b>87</b>  | <b>18</b> | <b>14</b> | <b>98</b>  | <b>131</b> | <b>14</b>  | <b>2</b> | <b>.254</b> |

### DEDUNO'S CAREER FIELDING RECORD

| POSITION | PCT  | G  | PO | A  | E | TC | DP | PB |
|----------|------|----|----|----|---|----|----|----|
| Pitcher  | .952 | 39 | 25 | 35 | 3 | 63 | 6  | —  |

### DEDUNO'S BATTING RECORD

| BATTING | AVG  | AB | R | H | 2B | 3B | HR | RBI | SH | SF | HB | BB | SO | SB | CS | OBP  |
|---------|------|----|---|---|----|----|----|-----|----|----|----|----|----|----|----|------|
| Career  | .000 | 1  | 0 | 0 | 0  | 0  | 0  | 0   | 1  | 0  | 0  | 0  | 1  | 0  | 0  | .000 |

### DEDUNO'S WORLD BASEBALL CLASSIC RECORD

| YEAR | CLUB               | W-L | ERA  | G | GS | CG | SH | SV | IP   | H  | R | ER | HR | HB | BB | SO | WP | BK | BAA  |
|------|--------------------|-----|------|---|----|----|----|----|------|----|---|----|----|----|----|----|----|----|------|
| 2013 | Dominican Republic | 2-0 | 0.69 | 3 | 3  | 0  | 0  | 0  | 13.0 | 11 | 1 | 1  | 0  | 0  | 5  | 17 | 2  | 0  | .229 |

### DEDUNO'S DAY-BY-DAY

| Date                   | Opp. | Dec.       | IP           | H          | R         | ER        | HR       | BB        | SO        | IR/IRS          |
|------------------------|------|------------|--------------|------------|-----------|-----------|----------|-----------|-----------|-----------------|
| May 24                 | @DET | L(0-1)     | 5.1          | 9          | 6         | 6         | 1        | 3         | 2         | --              |
| May 29                 | MIL  | W(1-1)     | 7.0          | 4          | 1         | 1         | 0        | 2         | 2         | --              |
| <b>MAY TOTALS</b>      |      | <b>1-1</b> | <b>12.1</b>  | <b>13</b>  | <b>7</b>  | <b>7</b>  | <b>1</b> | <b>5</b>  | <b>4</b>  | <b>5.11 ERA</b> |
| June 4                 | @KC  | W(2-1)     | 6.0          | 4          | 0         | 0         | 0        | 2         | 5         | --              |
| June 9(2)              | @WSH | ND         | 5.0          | 6          | 3         | 2         | 0        | 3         | 4         | --              |
| June 15                | DET  | W(3-1)     | 7.0          | 7          | 2         | 2         | 0        | 1         | 2         | --              |
| June 21                | @CLE | L(3-2)     | 6.0          | 6          | 4         | 4         | 0        | 2         | 6         | --              |
| June 27                | KC   | W(4-2)     | 7.0          | 5          | 1         | 1         | 1        | 1         | 3         | --              |
| <b>JUNE TOTALS</b>     |      | <b>3-1</b> | <b>31.0</b>  | <b>28</b>  | <b>10</b> | <b>9</b>  | <b>1</b> | <b>9</b>  | <b>20</b> | <b>2.61 ERA</b> |
| July 2                 | NYN  | L(4-3)     | 6.0          | 5          | 3         | 3         | 0        | 1         | 1         | --              |
| July 8                 | @TB  | L(4-4)     | 6.0          | 10         | 5         | 5         | 2        | 2         | 3         | --              |
| July 13                | @NYY | W(5-4)     | 7.0          | 6          | 1         | 1         | 0        | 3         | 3         | --              |
| <b>PRE-ASG TOTALS</b>  |      | <b>5-4</b> | <b>62.1</b>  | <b>62</b>  | <b>26</b> | <b>25</b> | <b>4</b> | <b>20</b> | <b>31</b> | <b>3.61 ERA</b> |
| July 22                | @LAA | W(6-4)     | 7.0          | 4          | 2         | 2         | 0        | 5         | 5         | --              |
| July 27                | @SEA | W(7-4)     | 7.0          | 3          | 0         | 0         | 0        | 3         | 6         | --              |
| <b>JULY TOTALS</b>     |      | <b>3-2</b> | <b>33.0</b>  | <b>28</b>  | <b>11</b> | <b>11</b> | <b>2</b> | <b>14</b> | <b>18</b> | <b>3.00 ERA</b> |
| August 2               | HOU  | ND         | 6.0          | 4          | 2         | 2         | 0        | 5         | 5         | --              |
| August 7               | @KC  | L(7-5)     | 5.2          | 12         | 4         | 4         | 1        | 0         | 3         | --              |
| August 13              | CLE  | L(7-6)     | 6.0          | 5          | 5         | 4         | 1        | 3         | 4         | --              |
| August 18              | CWS  | L(7-7)     | 5.0          | 8          | 5         | 5         | 1        | 0         | 3         | --              |
| August 23              | @CLE | W(8-7)     | 6.0          | 3          | 1         | 1         | 0        | 4         | 6         | --              |
| August 29              | KC   | L(8-8)     | 3.0          | 4          | 3         | 3         | 0        | 1         | 4         | --              |
| <b>AUGUST TOTALS</b>   |      | <b>1-4</b> | <b>31.2</b>  | <b>36</b>  | <b>20</b> | <b>19</b> | <b>3</b> | <b>13</b> | <b>25</b> | <b>5.40 ERA</b> |
| <b>POST-ASG TOTALS</b> |      | <b>3-4</b> | <b>45.2</b>  | <b>43</b>  | <b>22</b> | <b>21</b> | <b>3</b> | <b>21</b> | <b>36</b> | <b>4.14 ERA</b> |
| <b>SEASON TOTALS</b>   |      | <b>8-8</b> | <b>108.0</b> | <b>105</b> | <b>48</b> | <b>46</b> | <b>7</b> | <b>41</b> | <b>67</b> | <b>3.83 ERA</b> |



# SCOTT DIAMOND

LEFT-HANDED PITCHER

# 58

HEIGHT/WEIGHT: 6-3/220

BATS/THROWS: L/L

BORN: 7/30/86 in Guelph, Ontario, CA

AGE: 27

RESIDES: Guelph, Ontario, CA

ACQUIRED: Selected in Rule 5 Draft from Atlanta, 12/9/10

M.L. SERVICE: 1 years, 162 days

CONTRACT STATUS: Signed thru 2013

**PERSONAL:** Scott Michael Diamond...2004 graduate of Centennial CVI in Guelph, Ontario...attended Binghamton University where he played three seasons, going 5-3, 3.45 (62.2 IP, 24 ER) with 42 strikeouts, 16 walks and four complete games in 12 starts in his senior season (2007)...named 2005 All-Conference selection and named to All-Rookie team...second in school's history in starts (37) and complete games (10)...earned degree in Industrial and Systems Engineering from Binghamton in 2009.

## 2013:

- Started the season on the disabled list recovering from a scope on his left elbow to remove a bone chip in December.
- Made one rehab start for Single-A Ft. Myers and was reinstated from 15-day disabled list April 13.
- Went 3-2, 3.03 ERA (29.2 IP, 10 ER) with just three walks allowed in his first five starts April 13-May 7.
- Posted a 6.66 ERA (24.1 IP, 18 ER) with 14 walks in five starts July 7-August 1 and was optioned to Triple-A Rochester August 1.
- Pitched complete game shutout August 11 at Norwich, allowing five hits and no walks, earning the win for the Red Wings.
- Went 4-0, 2.41 ERA (41.0 IP, 11 ER) and held opponents to a .217 average (33-for-152) in six starts for the Red Wings; also made a playoff start September 7 at Pawtucket, tossing 7.0 shutout innings with no walks and eight strikeouts, earning the win.
- Recalled September 6.
- Struck out one batter-or-less in seven consecutive starts July 7-September 18, the longest stretch for any pitcher since Baltimore's Dave Schmidt also went seven in 1989.

**2012:** Began season with Triple-A Rochester and did not allow a run in first 14.0 innings over three starts April 6-16...named Twins minor league Player of the Week April 27, earning one win while allowing two runs in 7.0 innings with four strikeouts and no walks in one start...went 4-0, 1.07 (25.1 IP, 3 ER) in first four starts for Red Wings and 4-1, 2.60 (34.2 IP, 10 ER) in six starts before being recalled by Twins May 7...earned the win in first start for Twins May 8 vs. Los Angeles-AL with 7.0 shutout innings and four hits allowed...recorded first major league hit May 18 at Milwaukee, a single off Marco Estrada...began major league season with 14.0 consecutive scoreless innings and won first three starts May 8-23...pitched 8.0 innings in consecutive starts, earning the win in both, June 24 at Cincinnati and June 30 (Game 1) vs. Kansas City...his seven wins at All-Star break were tied for third most for rookies in American League and fourth most in baseball...his 2.62 ERA was the lowest among all rookie pitchers at the break (minimum of 75.0 IP) and his .700 winning percentage was also the highest...his 2.62 ERA before the All-Star break was second lowest in Twins history among rookies, behind Francisco Liriano (2.16 in 2006)...tossed first career complete game shutout, allowing three hits and issuing no walks, July 27 vs. Cleveland; it was the only shutout for Twins pitchers in 2012 and first for a Twins rookie since Joe Mays (July 17, 1999 at Chicago-NL)...one of two rookies to throw a shutout in baseball in 2012, Houston's Lucas Harrell the other...earned 10th victory, allowing three runs (2 earned) on seven hits August 6 at Cleveland...became first Twins rookie with double-digit wins since Glen Perkins (12) and Nick Blackburn (11) in 2008...sustained first career ejection, throwing near the head of Josh Hamilton, August 23 at Texas...was issued a six-game suspension, which he served August 29-September 4...earned 12th win September 23 at Detroit, tying him with Jesse Crain (2005), Francisco Liriano (2006), Glen Perkins (2008), Mark Redman (2000) and Kevin Tapani (1990) for third on Twins all-time rookie wins list...finished seventh on Twins all-time rookie list in innings pitched (173.0), and eighth in starts (27)...ranked third among MLB rookies in ERA (3.54), fourth in winning percentage (.571), tied for fifth in wins (12) and eighth in starts (27) and innings pitched (173.0)...walked fewest batters (31) among rookies with a minimum of 150.0 innings pitched.

**2011:** Began season with Triple-A Rochester after being claimed December 9, 2010 in the Rule 5 Draft from Atlanta...had contract selected by Twins July 18 when Francisco Liriano was placed on 15-day disabled list...was 4-8, 4.70 (92.0 IP, 48 ER) in 17 starts for Red Wings at the time of call-up...made major league debut in second game of doubleheader July 18 vs. Cleveland, but did not factor into the decision as he allowed four runs (3 earned) on seven hits in 6.1 innings pitched with two walks, one strikeout and one home run allowed...optioned to Triple-A July 21 when Kevin Slowey was reinstated from 15-day disabled list...made six starts for the Wings...recalled by Twins August 26...earned first major league victory August 31 at Chicago-AL, allowing three runs on three hits in 6.0 innings with three walks and five strikeouts...his 123.0 innings pitched and 23 starts for Rochester were third most on club...his 14 losses were tied with teammate Eric Hacker for most in International League...finished third in the Twins organization in innings pitched with 162.0...pitched in Arizona Fall League for Mesa Solar Sox.

**2010:** Began season with Double-A Mississippi (Atlanta)...won first game in sixth start May 8, pitching 8.0 scoreless innings with three hits allowed, no walks and career-high 11 strikeouts...struck out 43 batters in 39.2 innings in May...went 1-1, 2.97 (30.1 IP, 10 ER) in five June starts...promoted to Triple-A Gwinnett July 13...ranked 29th best prospect in Twins organization by *Baseball America* entering 2011.

**2009:** Spent entire season with Double-A Mississippi...led M-Braves and ranked sixth among Braves minor league pitchers with 111 strikeouts...ranked seventh among Braves minor starting pitchers in ERA (3.50) and was 10th in innings pitched (134.1)...selected to Southern League All-Star team...played for Team Canada in the World Baseball Classic, making one appearance vs. Italy, allowing one run on three hits in 3.0 innings pitched with one walk and one strikeout.

**2008:** Began season with Single-A Rome...named Braves Pitcher of the Month in April after going 2-0 with 2.60 ERA in five starts...transferred to Single-A Myrtle Beach May 20...named South Atlantic League Pitcher of the Week April 27 after winning two consecutive starts April 21 and 26...his 12 wins were tied for first in Carolina League...named Pelicans Pitcher of the Month for June, going 4-1 with 3.19 ERA...named Myrtle Beach Pitcher of the Year...led Braves organization and tied for fifth among all minor league pitchers with 15 wins...was second in organization with 152.2 innings pitched and fifth with 123 strikeouts...ranked 26th best prospect in the Braves organization by *Baseball America* following the season.

**PROFESSIONAL:** Signed by Atlanta Braves as an undrafted free agent August 23, 2007; signed by scouts Paul Faulk and Lonnie Goldberg...selected by Minnesota in the major league phase of the 2010 Rule 5 Draft (12th overall); later obtained by Minnesota in exchange for pitcher Billy Bullock.

|                                    |                             |   |   |
|------------------------------------|-----------------------------|---|---|
| <b>IP:</b> 7.0, 5/7 at BOS         | <b>Walks:</b> 4, 7/7 at TOR | <b>IP:</b> 9.0, 7/27/12 vs. CLE             | <b>Walks:</b> 4, 2x, last 7/7/13 at TOR |
| <b>SO:</b> 5, 3x, last 7/1 vs. NYY | <b>CG:</b> --               | <b>SO:</b> 7, 6/24/12 at CIN                | <b>CG:</b> 1, 7/27/12 vs. CLE           |
| <b>Win Streak:</b> 2, 5/1-7        | <b>Low-Hit:</b> --          | <b>Win Streak:</b> 3, 2x, last 6/24-7/16/12 | <b>Low-Hit:</b> 3, 7/27/12 vs. CLE      |

|                            |              | DIAMOND'S PITCHING RECORD |             |            |            |          |          |          |              |            |            |            |           |           |            |            |           |          |             |
|----------------------------|--------------|---------------------------|-------------|------------|------------|----------|----------|----------|--------------|------------|------------|------------|-----------|-----------|------------|------------|-----------|----------|-------------|
| YEAR                       | CLUB         | W-L                       | ERA         | G          | GS         | CG       | SH       | SV       | IP           | H          | R          | ER         | HR        | HB        | BB         | SO         | WP        | BK       | BAA         |
| 2008                       | Rome         | 3-1                       | 3.08        | 9          | 9          | 0        | 0        | 0        | 52.2         | 47         | 20         | 18         | 2         | 1         | 11         | 38         | 1         | 0        | .240        |
|                            | Myrtle Beach | 12-2                      | 2.79        | 17         | 15         | 1        | 1        | 0        | 100.0        | 95         | 42         | 31         | 6         | 4         | 28         | 85         | 6         | 0        | .245        |
| 2009                       | Mississippi  | 5-10                      | 3.50        | 23         | 23         | 0        | 0        | 0        | 131.0        | 152        | 68         | 51         | 5         | 2         | 53         | 111        | 4         | 0        | .294        |
| 2010                       | Mississippi  | 4-6                       | 3.52        | 17         | 17         | 0        | 0        | 0        | 102.1        | 113        | 45         | 40         | 4         | 2         | 39         | 90         | 6         | 0        | .288        |
|                            | Gwinnett     | 4-1                       | 3.36        | 10         | 10         | 1        | 1        | 0        | 56.1         | 53         | 25         | 21         | 2         | 1         | 15         | 33         | 4         | 0        | .260        |
| 2011                       | Rochester    | 4-14                      | 5.56        | 23         | 23         | 2        | 0        | 0        | 123.0        | 158        | 85         | 76         | 11        | 1         | 36         | 90         | 4         | 1        | .311        |
|                            | MINNESOTA    | 1-5                       | 5.08        | 7          | 7          | 0        | 0        | 0        | 39.0         | 51         | 25         | 22         | 3         | 0         | 17         | 19         | 3         | 0        | .317        |
| 2012                       | Rochester    | 4-1                       | 2.60        | 6          | 6          | 0        | 0        | 0        | 34.2         | 35         | 12         | 10         | 1         | 1         | 7          | 26         | 0         | 0        | .269        |
|                            | MINNESOTA    | 12-9                      | 3.54        | 27         | 27         | 1        | 1        | 0        | 173.0        | 184        | 76         | 68         | 17        | 4         | 31         | 90         | 10        | 0        | .274        |
| 2013                       | Ft. Myers    | 0-0                       | 7.20        | 1          | 1          | 0        | 0        | 0        | 5.0          | 6          | 4          | 4          | 1         | 0         | 0          | 3          | 0         | 0        | .286        |
|                            | Rochester    | 4-0                       | 2.41        | 6          | 6          | 1        | 1        | 0        | 41.0         | 33         | 13         | 11         | 4         | 0         | 9          | 19         | 0         | 0        | .217        |
|                            | MINNESOTA    | 6-13                      | 5.43        | 24         | 24         | 0        | 0        | 0        | 131.0        | 163        | 88         | 79         | 21        | 1         | 36         | 52         | 5         | 0        | .306        |
| <b>Minor League Totals</b> |              | <b>40-35</b>              | <b>3.65</b> | <b>112</b> | <b>110</b> | <b>5</b> | <b>3</b> | <b>0</b> | <b>646.0</b> | <b>692</b> | <b>314</b> | <b>262</b> | <b>36</b> | <b>12</b> | <b>198</b> | <b>495</b> | <b>25</b> | <b>1</b> | <b>.276</b> |
| <b>Major League Totals</b> |              | <b>19-27</b>              | <b>4.43</b> | <b>58</b>  | <b>58</b>  | <b>1</b> | <b>1</b> | <b>0</b> | <b>343.0</b> | <b>398</b> | <b>189</b> | <b>169</b> | <b>41</b> | <b>5</b>  | <b>84</b>  | <b>161</b> | <b>18</b> | <b>0</b> | <b>.292</b> |

| DIAMOND'S CAREER FIELDING RECORD |      |    |    |    |   |    |    |    |  |
|----------------------------------|------|----|----|----|---|----|----|----|--|
| POSITION                         | PCT  | G  | PO | A  | E | TC | DP | PB |  |
| Pitcher                          | .967 | 58 | 18 | 40 | 2 | 60 | 1  | —  |  |

| DIAMOND'S BATTING RECORD |      |    |   |   |    |    |    |     |    |    |    |    |    |    |    |      |
|--------------------------|------|----|---|---|----|----|----|-----|----|----|----|----|----|----|----|------|
| BATTING                  | AVG  | AB | R | H | 2B | 3B | HR | RBI | SH | SF | HB | BB | SO | SB | CS | OBP  |
| Career                   | .143 | 14 | 1 | 2 | 0  | 0  | 0  | 0   | 1  | 0  | 0  | 0  | 7  | 0  | 0  | .143 |

|      |        | DIAMOND'S WORLD BASEBALL CLASSIC RECORD |      |   |    |    |    |    |     |   |   |    |    |    |    |    |    |    |      |
|------|--------|---|------|---|----|----|----|----|-----|---|---|----|----|----|----|----|----|----|------|
| YEAR | CLUB   | W-L                                     | ERA  | G | GS | CG | SH | SV | IP  | H | R | ER | HR | HB | BB | SO | WP | BK | BAA  |
| 2009 | Canada | 0-0                                     | 3.00 | 1 | 0  | 0  | 0  | 0  | 3.0 | 3 | 1 | 1  | 0  | 0  | 1  | 1  | 0  | 0  | .300 |

| DIAMOND'S DAY-BY-DAY    |      |         |             |              |            |           |           |           |           |                 |                  |  |  |  |
|-------------------------|------|---------|-------------|--------------|------------|-----------|-----------|-----------|-----------|-----------------|------------------|--|--|--|
| Date                    | Opp. | Dec.    | IP          | H            | R          | ER        | HR        | BB        | SO        | IR/IRS          |                  |  |  |  |
| April 13                | NYM  | L(0-1)  | 4.1         | 8            | 4          | 4         | 1         | 0         | 1         | --              |                  |  |  |  |
| April 21                | @CWS | W(1-1)  | 6.0         | 4            | 2          | 1         | 0         | 2         | 5         | --              |                  |  |  |  |
| April 26                | TEX  | L(1-2)  | 6.1         | 12           | 3          | 3         | 1         | 0         | 4         | --              |                  |  |  |  |
| <b>APRIL TOTALS</b>     |      |         | <b>1-2</b>  | <b>16.2</b>  | <b>24</b>  | <b>9</b>  | <b>8</b>  | <b>2</b>  | <b>10</b> | <b>4.32 ERA</b> |                  |  |  |  |
| May 1                   | @DET | W(2-2)  | 6.0         | 4            | 2          | 2         | 0         | 1         | 3         | --              |                  |  |  |  |
| May 7                   | @BOS | W(3-2)  | 7.0         | 3            | 0          | 0         | 0         | 0         | 2         | --              |                  |  |  |  |
| May 12                  | BAL  | L(3-3)  | 5.2         | 9            | 6          | 6         | 3         | 3         | 0         | --              |                  |  |  |  |
| May 18                  | BOS  | L(3-4)  | 4.1         | 8            | 6          | 6         | 1         | 3         | 1         | --              |                  |  |  |  |
| May 23                  | @DET | ND      | 5.2         | 9            | 3          | 3         | 1         | 1         | 5         | --              |                  |  |  |  |
| May 28                  | @MIL | ND      | 4.2         | 8            | 4          | 4         | 0         | 0         | 2         | --              |                  |  |  |  |
| <b>MAY TOTALS</b>       |      |         | <b>2-2</b>  | <b>33.1</b>  | <b>41</b>  | <b>21</b> | <b>21</b> | <b>5</b>  | <b>8</b>  | <b>5.67</b>     |                  |  |  |  |
| June 2                  | SEA  | W(4-4)  | 6.0         | 4            | 0          | 0         | 0         | 1         | 3         | --              |                  |  |  |  |
| June 9(1)               | @WSH | L(4-5)  | 4.2         | 10           | 7          | 6         | 0         | 2         | 3         | --              |                  |  |  |  |
| June 14                 | DET  | L(4-6)  | 5.2         | 5            | 4          | 4         | 0         | 2         | 1         | --              |                  |  |  |  |
| June 20                 | CWS  | W(5-6)  | 5.1         | 7            | 4          | 3         | 2         | 1         | 2         | --              |                  |  |  |  |
| June 26                 | @MIA | L(5-7)  | 5.0         | 8            | 4          | 4         | 1         | 0         | 4         | --              |                  |  |  |  |
| <b>JUNE TOTALS</b>      |      |         | <b>2-3</b>  | <b>26.2</b>  | <b>34</b>  | <b>19</b> | <b>17</b> | <b>3</b>  | <b>6</b>  | <b>5.74 ERA</b> |                  |  |  |  |
| July 1                  | NYM  | ND      | 6.2         | 7            | 3          | 2         | 2         | 1         | 5         | --              |                  |  |  |  |
| July 7                  | @TOR | L(5-8)  | 4.2         | 8            | 6          | 6         | 3         | 4         | 1         | --              |                  |  |  |  |
| July 12                 | @NYY | ND      | 3.1         | 1            | 0          | 0         | 0         | 3         | 1         | --              |                  |  |  |  |
| <b>PRE-ASG TOTALS</b>   |      |         | <b>5-8</b>  | <b>91.1</b>  | <b>115</b> | <b>58</b> | <b>54</b> | <b>15</b> | <b>24</b> | <b>43</b>       | <b>5.32 ERA</b>  |  |  |  |
| July 21                 | CLE  | L(5-9)  | 4.2         | 7            | 6          | 5         | 1         | 3         | 0         | --              |                  |  |  |  |
| July 26                 | @SEA | ND      | 6.2         | 5            | 1          | 1         | 0         | 1         | 1         | --              |                  |  |  |  |
| <b>JULY TOTALS</b>      |      |         | <b>0-2</b>  | <b>26.0</b>  | <b>28</b>  | <b>16</b> | <b>14</b> | <b>6</b>  | <b>12</b> | <b>4.85 ERA</b> |                  |  |  |  |
| August 1                | KC   | L(5-10) | 5.0         | 9            | 7          | 6         | 0         | 3         | 1         | --              |                  |  |  |  |
| <b>AUGUST TOTALS</b>    |      |         | <b>0-1</b>  | <b>5.0</b>   | <b>9</b>   | <b>7</b>  | <b>6</b>  | <b>0</b>  | <b>3</b>  | <b>1</b>        | <b>10.80 ERA</b> |  |  |  |
| Sept. 12                | OAK  | L(5-11) | 4.2         | 6            | 5          | 4         | 0         | 2         | 1         | --              |                  |  |  |  |
| Sept. 18                | @CWS | W(6-11) | 6.1         | 5            | 3          | 3         | 1         | 2         | 0         | --              |                  |  |  |  |
| Sept. 24                | DET  | L(6-12) | 6.1         | 9            | 4          | 4         | 3         | 1         | 3         | --              |                  |  |  |  |
| Sept. 29                | CLE  | L(6-13) | 6.0         | 7            | 4          | 2         | 1         | 0         | 3         | --              |                  |  |  |  |
| <b>SEPTEMBER TOTALS</b> |      |         | <b>1-3</b>  | <b>23.1</b>  | <b>27</b>  | <b>16</b> | <b>13</b> | <b>5</b>  | <b>7</b>  | <b>5.01 ERA</b> |                  |  |  |  |
| <b>POST-ASG TOTALS</b>  |      |         | <b>1-5</b>  | <b>39.2</b>  | <b>48</b>  | <b>30</b> | <b>25</b> | <b>6</b>  | <b>12</b> | <b>9</b>        | <b>5.67 ERA</b>  |  |  |  |
| <b>SEASON TOTALS</b>    |      |         | <b>6-13</b> | <b>131.0</b> | <b>163</b> | <b>88</b> | <b>79</b> | <b>21</b> | <b>36</b> | <b>52</b>       | <b>5.43 ERA</b>  |  |  |  |

2013 PLAYERS



# RYAN DOUMIT

CATCHER/OUTFIELDER

9

HEIGHT/WEIGHT: 6-1/220

BORN: 4/3/81 in Moses Lake, WA

RESIDES: Spokane, WA

ACQUIRED: Signed as free agent, 11/23/11

M.L. SERVICE: 8 years, 120 days

CONTRACT STATUS: Signed thru 2014

BATS/THROWS: S/R

AGE: 32

**PERSONAL:** Ryan Matthew Doumit (pronounced DOE-mitt)...wife Shana (Russell)...1999 graduate of Moses Lake (WA) High School, where he played baseball and football...named first team All-Conference, second team All-American and All-State in baseball...contributed \$25,000 to Pirates Charities "Fields for Kids" program in 2009.

## 2013:

- Started his sixth straight Opening Day and second as Twin April 1 vs. Detroit, going 1-for-5 as the designated hitter.
- Stole his 11th career base, May 1 at Detroit; first since April 29, 2010 at Los Angeles-NL (with Pittsburgh).
- Hit his first home run of the season May 7 at Boston, off Ryan Dempster...the homer also marked his 300th career run scored and 350th career RBI.
- Hit .319 (15-for-47) with five home runs and 16 RBI in an 11-game span May 27-June 8.
- Moved into sole possession of sixth place on baseball's all-time list for home runs by switch hitting catchers, hitting his 89th May 28 at Milwaukee passing Gregg Zaun (88); hit his 91st June 2 vs. Seattle passing Alan Ashby (90).
- Played in 800th career game June 12 vs. Philadelphia.
- Hit final home run (14) of the season and 99th of his career September 24 vs. Detroit.

**2012:** Played first game as Twin as Opening Day right fielder, batting sixth April 6 at Baltimore, his first Opening Day start in right field...recorded first hit as Twin, singling off C.J. Wilson April 9 vs. Los Angeles-AL...hit first home run as Twin, a sixth inning two-run shot off Phil Hughes April 19 at New York-AL...recorded 12 RBI in 11-game span April 16-29...had fifth career two-homer game May 6 at Seattle...again recorded 12 RBI in 11-game span May 6-16...set season-high and tied career-high with 11-game hitting streak June 16-July 2, including season high four hits June 22 at Cincinnati (7th career four-hit game)...hit home runs from both sides of plate for first time in career (sixth career multi-homer game) July 22 at Kansas City, becoming third player in club history to do so, joining Chili Davis (1992) and Roy Smalley (1986)...hit 15th home run, matching single-season career-high September 4 at Chicago-AL...hit 16th home run, setting a single-season career-high, September 10 vs. Cleveland...tied single-game career-high with four RBI (back-to-back games) September 28-29 vs. Detroit (9th and 10th time); tied single-season career-high with 34th double September 28 vs. Detroit...tied and passed single season career-high with 69th and 70th RBI in same game...hit fourth career grand slam September 29 vs. Detroit off Joaquin Benoit...set single-season career-high with 134 games -- played 59 games at catcher (56 starts), 48 as designated hitter, 16 in left field, six in right field and one at first base...finished in tie with Chili Davis (1991) for most doubles (34) ever by Twins switch hitters, fifth in home runs (18) and RBI (75)...18 home runs ranked third most in club history for catchers (Joe Mauer - 28 in 2009 and Earl Battey - 26 in 1963)...ranked seventh in baseball in RBI (75) for switch hitters; fifth in the American League.

**2011:** Was Pittsburgh's Opening Day catcher for fourth straight season, the longest streak by a Pirates catcher since Jason Kendall started nine straight openers from 1996-2004...hit third career grand slam May 4 at San Diego off Clayton Richard...homered in back-to-back games May 4 at San Diego and May 5 vs. Houston, both from right side of plate...suffered fractured left ankle in home plate collision with Carlos Pena at Wrigley Field May 29; placed on 15-day disabled list the following day...played five games on rehab assignment with Single-A Bradenton July 21-25...transferred rehab assignment to Triple-A Indianapolis July 26, playing eight games with Indy before being recalled from rehab and reinstated from the DL August 3...batted .328 (41-for-125) with four homers and 15 RBI in 43 games after being reinstated from the disabled list...tied career-high (6th time) with four hits on August 15 vs. St. Louis...led National League with a .404 (23-for-57) average in September...made 53 starts behind the plate...had four passed balls and six errors (5 throwing/1 fielding)...finished season with 55 home runs in career as a Pirates catcher, ranking third on the club's all-time list behind Jason Kendall (66) and Tony Pena (63).

**2010:** Was Pittsburgh's Opening Day catcher for third straight year...hit a three-run homer on Opening Day April 5 vs. Los Angeles-NL...recorded season-high, 10-game hitting streak April 21-30, batting .471 (16-for-34) during the streak...hit second career grand slam April 27 at Milwaukee of Trevor Hoffman...homered again the next day off Hoffman as a pinch-hitter, tying game in 9th inning, becoming just second player ever to homer off Hoffman twice in same season (Dante Bichette, Colorado in 1996)...slammed first career walk-off home run, off Takashi Saito, May 23 vs. Atlanta...placed on 15-day disabled list with a concussion July 22...played four games with Triple-A Indianapolis on rehab assignment August 2-6...recalled from rehab and reinstated August 7...set career-high in games played (124)...made 91 starts behind the plate, 17 in right field, three at first base and one as designated hitter...went 4-for-10 with a homer and three RBI as a pinch-hitter...threw out six of the 74 baserunners attempting to steal against him, had nine passed balls, and committed six errors behind the plate (4 throwing/2 fielding)...made three errors (2 fielding/1 throwing) while playing right field and one fielding error at first base.

**2009:** Made second straight Opening Day start as Pittsburgh's catcher...hit first career grand slam, off Mike Lincoln, April 11 at Cincinnati...doubled three times April 18 vs. Atlanta...injured right wrist in second at-bat April 19 vs. Atlanta, but remained in game...had MRI April 20 and a CT scan April 21, which revealed a fracture of scaphoid bone...had surgery on wrist April 23 in Pittsburgh; surgery performed by Dr. Mark Baratz...had CT scan on wrist in Pittsburgh May 28...began a two-week throwing and hitting program June 13...played two games on rehab assignment with GCL Pirates and five games with Double-A Altoona...reinstated July 10...hit safely in season-high seven straight games July 22-28...batted .346 (28-for-81) in September...missed consecutive games September 8-9 due to stiff back...threw out 11 of 40 runners attempting to steal (28%)...committed six errors and had two passed balls.

**2008:** Made first career Opening Day start March 31 at Atlanta...hit second career home run right-handed April 4 at Florida off Scott Olsen, his first since August 27, 2005...had second career two-homer game April 20 at Chicago-NL...ranked second in majors among catchers in batting average (.371) and slugging percentage (.614) in April...was hitting .350 with five home runs and 15 RBI in 29 games when he suffered a left thumb fracture May 13 at St. Louis...placed on 15-day disabled list May 14...made three rehab appearances with Double-A Altoona; recalled from rehab assignment and reinstated June 6...named co-Player of the Week with Florida's Ricky Nolasco June 9-15 after hitting .400 (10-for-25) with seven RBI and a league-leading four home runs, 24 total bases, and a .960 slugging percentage...was hit in mask three times while catching June 17 and missed next five games due to concussion-like symptoms...left game August 22 at Milwaukee due to dehydration...made eight errors (6 throwing/2 fielding) and shared league lead with nine passed balls (also Paul Bako)...led all National League catchers with a .323 batting average; Minnesota's Joe Mauer led all major league catchers with a .335 average (minimum of 400 plate appearances)...his .318 overall average would have ranked fourth in NL, but fell 37 plate appearances shy of qualifying for batting title...made career-high 106 appearances (103 starts) behind plate and threw out 15 of 72 runners attempting to steal (21%)...led National League with a .407 average with runners in scoring position and ranked third in majors behind David DeJesus (.419) and Ian Kinsler (.413)...hit .314 with 10 home runs batting left-handed and .330 with five homers batting right-handed...his 15 home runs were the most by a Pirates catcher since Mark Parent hit 15 in 1995...ranked fourth among NL catchers with 68 RBI (also had one RBI as a pinch-hitter).

**2007:** Made Pittsburgh's Opening Day roster for second straight year...optioned to Triple-A Indianapolis April 7...named International League Player of the Week April 16-22 after hitting .423 (11-for-23) with a double, two homers, 11 RBI, six runs, and a .692 slugging percentage...led International League in batting average (.415) and RBI (20) during month of April...recalled by Pittsburgh April 26...hit safely in career-high 11 straight games April 29-May 11, batting .514 (19-for-37) during that stretch...hit first career pinch-hit home run, a three-run shot May 18 vs. Arizona off Tony Pena...recorded two outfield assists May 22 at St. Louis...hit game-tying pinch-hit, three-run homer in seventh inning off Rafael Soriano at Atlanta July 14...placed on 15-day disabled list with left wrist contusion August 14; injured the wrist in right field August 13...reinstated September 8...injured right ankle September 8 and ended season on disabled list...made 33 starts in right field, 28 behind the plate, two at first base and one as DH...threw out four of 22 baserunners attempting to steal (18%) and had five passed balls...ranked second on team with five outfield assists.

**2006:** Made Pittsburgh's Opening Day roster for first time in career...his first hit of season was a home run off Rick White April 6 at Cincinnati...placed on 15-day disabled list with left hamstring strain April 16...went on rehab assignment with Indianapolis April 27...recalled from rehab assignment and reinstated May 3...made first career appearance at first base as a starter May 6 at Washington and recorded 14 putouts (no errors)...missed nine games due to left hamstring injury May 7-18...had walk-off single June 1 vs. Milwaukee...suffered left hamstring tear while running to first base June 4 vs. Milwaukee and was placed on DL the following day...played nine games on rehab assignment for GCL Pirates and Altoona...recalled from rehab assignment and reinstated August 23...made final start behind the plate August 30...made final 23 starts at first base...ejected for arguing balls and strikes by home plate umpire Greg Gibson September 21 at Los Angeles-NL...participated in Mexican Pacific Winter League with Mazatlan and batted .292 (40-for-137) with six doubles, six home runs and 16 RBI in 35 games.

**2005:** Began season with Triple-A Indianapolis (Pittsburgh)...was leading International League with six home runs through games of April 17... was tied for third in International League in home runs and ranked second in slugging percentage (.630) at the time of his recall to Pittsburgh June 5...made major league debut June 5 vs. Atlanta and grounded out as a pinch-hitter...made first major league start behind the plate and recorded first major league hit, doubling off Hayden Penn June 7 vs. Baltimore...stole home as part of a double steal June 17 at Boston...hit first major league home run off Ezequiel Astacio July 19 vs. Houston (Game 1)...hit second home run in same game, a 457-foot shot off Russ Springer, becoming the first major league to hit his first home run as part of a multi-homer game since Colorado's Aaron Miles April 14, 2004... had season-high eight-game hitting streak August 3-14, batting .522 (12-for-23) with one homer and nine RBI during the streak...led all major league rookies with .364 batting average and .425 on-base percentage during the month of August, ranking him fourth among all NL players in average and sixth in on-base percentage...hit first career right-handed home run off Eric Milton August 27 vs. Cincinnati...had career-high four hits September 24 at Los Angeles-NL...hit five of six home runs off right-handers...played nine games for Escogido in Dominican Winter League and batted .269 (7-for-26) with three RBI.

**2004:** Spent season with Double-A Altoona...began season on disabled list with mononucleosis...activated April 26...reached base safely in 18 straight games May 6-25, and in 26 of 28 games May 6-June 6...made final appearance behind the plate June 2 at Bowie...placed on DL with right elbow soreness July 27 and missed remainder of season.

**2003:** Spent entire season with Single-A Lynchburg...led Carolina League in doubles (38), ranked second in extra-base hits (50) and third in RBI (77)...batted .398 (33-for-83) with 23 RBI in 20 games in April...10 of 11 home runs were hit off right-handed pitchers...threw out 21 of 85 baserunners attempting to steal (25%), committed nine errors and had a league-high 23 passed balls...participated in Arizona Fall League and hit .346 (9-for-26) with three doubles, two home runs and seven RBI in 10 games with Mesa Desert Dogs...rated as Pirates 10th best prospect and best defensive catcher by *Baseball America* prior to 2004 season.

**2002:** Spent entire season with Single-A Hickory...reached base safely in 15 straight games May 27-June 13...hit grand slam and drove in six runs June 13 at Hagerstown...threw out eight of 38 baserunners attempting to steal (21%)...had six passed balls and seven errors...batted .356 (66-for-186), and all of his six home runs were hit off right-handers...suffered broken index finger on his right hand June 27 vs. Kannapolis... placed on disabled list June 28 and underwent surgery July 2 (surgery performed by Dr. Mark Baratz in Pittsburgh).

**2001:** Started season with Single-A Hickory...placed on disabled list with back spasms May 14...began rehab assignment with GCL Pirates July 5...reinstated August 3 and appeared in two games with Altoona...returned to Hickory August 6 and homered in his return to the Crawdads August 7 vs. Kannapolis...reached base safely in 13 consecutive games with Hickory April 20-August 10 (streak interrupted by three-month stint on DL).

**2000:** Spent entire season with Single-A Williamsport...named to New York-Penn League All-Star team and selected to short-season All-Star team by *Baseball America*...hit first home run June 26 at Hudson Valley, but went next 59 games without a homer...recorded season-high 10-game hitting streak August 2-14, batting .450 (18-for-40) in that span...had five hits August 13 vs. Lowell...finished 10th in NY-Penn League in average (.313).

**1999:** Spent first professional season with GCL Pirates...batted .423 (22-for-52) in 16 games as designated hitter and .063 (2-for-32) in 13 games as catcher...batted .333 (18-for-54) over final 16 games...hit .341 on the road and .220 at home.

**PROFESSIONAL:** Pirates second round pick (59th overall) in the 1999 First-Year Player Draft; signed by scout James House.

## 2013

## DOUMIT'S GAME HIGHS

## CAREER

Hits: 3, 6x, last 9/26 vs. CLE

HR: 1, 14x, last 9/24 vs. DET

Hits: 4, 7x, last 6/22/12 at Cin

HR: 2, 6x, last 7/22/12 at KC

RBI: 3, 8/22 at DET

Grand Slams: --

RBI: 4, 10x, last 9/29/12 vs. Det

Grand Slams: 4, last 9/29/12 vs. DET

Hit-Strike: 6, 2x, last 7/25-31

SB: 1, 5/1 at DET

Hit-Strike: 11, 2x, last 6/16-7/2/12

SB: 2, 6/17/05 at Bos

## DOUMIT'S BATTING RECORD

| YEAR | CLUB                   | AVG  | G   | AB   | R   | H   | 2B  | 3B | HR | RBI | SH | SF | HB | BB  | SO  | SB | CS | E  | OBP  |
|------|------------------------|------|-----|------|-----|-----|-----|----|----|-----|----|----|----|-----|-----|----|----|----|------|
| 1999 | GCL Pirates            | .282 | 29  | 85   | 17  | 24  | 5   | 0  | 1  | 7   | 0  | 1  | 4  | 15  | 14  | 4  | 2  | 2  | .410 |
| 2000 | Williamsport           | .313 | 66  | 246  | 25  | 77  | 15  | 5  | 2  | 40  | 0  | 7  | 4  | 23  | 33  | 2  | 2  | 6  | .371 |
| 2001 | Hickory                | .270 | 39  | 148  | 14  | 40  | 6   | 0  | 2  | 14  | 0  | 0  | 4  | 10  | 32  | 2  | 1  | 3  | .333 |
|      | GCL Pirates            | .235 | 7   | 17   | 2   | 4   | 2   | 0  | 0  | 3   | 0  | 0  | 0  | 2   | 0   | 0  | 0  | 1  | .316 |
|      | Altoona                | .250 | 2   | 4    | 0   | 1   | 0   | 0  | 0  | 2   | 0  | 0  | 0  | 1   | 1   | 0  | 0  | 0  | .400 |
| 2002 | Hickory                | .322 | 68  | 258  | 46  | 83  | 14  | 1  | 6  | 47  | 2  | 5  | 8  | 18  | 40  | 3  | 5  | 7  | .377 |
| 2003 | Lynchburg              | .275 | 127 | 458  | 75  | 126 | 38  | 1  | 11 | 77  | 0  | 8  | 13 | 45  | 79  | 4  | 0  | 9  | .351 |
| 2004 | Altoona                | .262 | 67  | 221  | 31  | 58  | 20  | 0  | 10 | 34  | 1  | 4  | 8  | 21  | 49  | 0  | 1  | 3  | .343 |
| 2005 | Indianapolis           | .345 | 51  | 165  | 41  | 57  | 11  | 0  | 12 | 35  | 0  | 2  | 5  | 16  | 36  | 1  | 3  | 4  | .415 |
|      | PITTSBURGH             | .255 | 75  | 231  | 25  | 59  | 13  | 1  | 6  | 35  | 1  | 1  | 13 | 11  | 48  | 2  | 1  | 8  | .324 |
| 2006 | Indianapolis           | .318 | 6   | 22   | 3   | 7   | 1   | 1  | 0  | 7   | 0  | 0  | 0  | 2   | 4   | 0  | 0  | 0  | .375 |
|      | GCL Pirates            | .000 | 5   | 14   | 1   | 0   | 0   | 0  | 0  | 0   | 0  | 0  | 1  | 1   | 4   | 0  | 0  | 1  | .125 |
|      | Altoona                | .333 | 4   | 15   | 4   | 5   | 3   | 0  | 0  | 4   | 0  | 0  | 2  | 0   | 1   | 0  | 0  | 0  | .412 |
|      | PITTSBURGH             | .208 | 61  | 149  | 15  | 31  | 9   | 0  | 6  | 17  | 1  | 2  | 11 | 15  | 42  | 0  | 0  | 4  | .322 |
| 2007 | Indianapolis           | .415 | 16  | 53   | 15  | 22  | 4   | 0  | 4  | 20  | 0  | 3  | 3  | 8   | 12  | 3  | 2  | 0  | .493 |
|      | PITTSBURGH             | .274 | 83  | 252  | 33  | 69  | 19  | 2  | 9  | 32  | 0  | 1  | 4  | 22  | 59  | 1  | 2  | 3  | .341 |
| 2008 | Altoona                | .429 | 3   | 7    | 0   | 3   | 0   | 0  | 0  | 0   | 0  | 0  | 0  | 0   | 2   | 0  | 0  | 0  | .429 |
|      | PITTSBURGH             | .318 | 116 | 431  | 71  | 137 | 34  | 0  | 15 | 69  | 0  | 5  | 6  | 23  | 55  | 2  | 2  | 8  | .357 |
| 2009 | GCL Pirates            | .000 | 2   | 7    | 0   | 0   | 0   | 0  | 0  | 0   | 0  | 0  | 0  | 1   | 2   | 0  | 0  | 0  | .125 |
|      | Indianapolis           | .118 | 5   | 17   | 1   | 2   | 0   | 0  | 0  | 0   | 0  | 0  | 0  | 1   | 3   | 0  | 0  | 0  | .167 |
|      | PITTSBURGH             | .250 | 75  | 280  | 31  | 70  | 16  | 0  | 10 | 38  | 0  | 3  | 1  | 20  | 49  | 4  | 0  | 6  | .299 |
| 2010 | Indianapolis           | .167 | 4   | 12   | 2   | 2   | 1   | 0  | 1  | 2   | 0  | 0  | 0  | 1   | 2   | 0  | 0  | 0  | .231 |
|      | PITTSBURGH             | .251 | 124 | 406  | 42  | 102 | 22  | 1  | 13 | 45  | 0  | 1  | 8  | 41  | 87  | 1  | 0  | 10 | .331 |
| 2011 | Bradenton              | .143 | 5   | 14   | 1   | 2   | 0   | 0  | 0  | 1   | 0  | 0  | 0  | 2   | 3   | 0  | 0  | 1  | .250 |
|      | Indianapolis           | .231 | 8   | 26   | 4   | 6   | 1   | 1  | 0  | 3   | 0  | 0  | 1  | 4   | 4   | 0  | 0  | 0  | .355 |
|      | PITTSBURGH             | .303 | 77  | 218  | 17  | 66  | 12  | 1  | 8  | 30  | 1  | 0  | 1  | 16  | 35  | 0  | 1  | 6  | .353 |
| 2012 | MINNESOTA              | .275 | 134 | 484  | 56  | 133 | 34  | 1  | 18 | 75  | 0  | 8  | 7  | 29  | 98  | 0  | 0  | 5  | .320 |
| 2013 | MINNESOTA              | .247 | 135 | 485  | 49  | 120 | 28  | 1  | 14 | 55  | 0  | 4  | 1  | 48  | 99  | 1  | 0  | 3  | .314 |
|      | Minor League Totals    | .291 | 513 | 1786 | 282 | 519 | 121 | 9  | 49 | 296 | 53 | 30 | 53 | 171 | 320 | 19 | 16 | 37 | .364 |
|      | National League Totals | .271 | 611 | 1967 | 234 | 534 | 125 | 5  | 67 | 266 | 3  | 13 | 44 | 148 | 374 | 10 | 6  | 45 | .334 |
|      | American League Totals | .261 | 269 | 969  | 105 | 253 | 62  | 2  | 32 | 130 | 0  | 12 | 8  | 77  | 197 | 1  | 0  | 8  | .317 |
|      | Major League Totals    | .268 | 880 | 2936 | 339 | 787 | 187 | 7  | 99 | 396 | 3  | 25 | 52 | 225 | 572 | 11 | 6  | 53 | .329 |

## DOUMIT'S CAREER FIELDING RECORD

| POSITION   | PCT  | G   | PO   | A   | E  | TC   | DP | PB |
|------------|------|-----|------|-----|----|------|----|----|
| Catcher    | .998 | 528 | 2888 | 284 | 41 | 3213 | 29 | 40 |
| Outfield   | .963 | 115 | 199  | 11  | 8  | 218  | 4  | —  |
| First Base | .985 | 36  | 252  | 14  | 4  | 270  | 24 | —  |
| Totals     | .986 | 679 | 3339 | 309 | 53 | 3701 | 57 | 40 |

# BRIAN DOZIER

INFIELDER



HEIGHT/WEIGHT: 5-11/190

RN: 5/15/87 in Tupelo, MS

RESIDES: Fulton, MS

ACQUIRED: 8th round, 2009 First-Year Player Draft

M.L. SERVICE: 1 years, 100 days

CONTRACT STATUS: Signed thru 2013

BATS/THROWS: R/R

AGE: 26

**PERSONAL:** James Brian Dozier (pronounced DOE-sheer)...2005 graduate of Itawamba Agricultural (MS) High School, where he also earned three letters in football, two in golf and one in basketball...was two-time All-State selection and four-time All-Area and All-Division selection in baseball...attended the University of Southern Mississippi from 2006-09.

## 2013:

- Made his first Opening Day roster and started at second base for the Twins April 1 vs. Detroit.
- Hit first home run of the season May 6 at Boston, a game-tying solo shot in the top of the ninth inning off Joel Hanrahan; Twins lost 6-5 in 11 innings.
- Reached base safely in 12 straight games May 27-June 9, posting a .318 batting average and a .400 on-base percentage in that span.
- Homered in three straight June 19-21.
- Committed just two errors in his first 80 games April 1-July 13, posting a .995 fielding percentage in that span.
- Hit safely in a career-high 10 games, July 21-August 3.
- Hit game tying RBI-single in ninth inning August 2 vs. Houston, then later hit game-winning RBI-single in the 13th inning; according to the Elias Sports Bureau, he entered that game with 70 career RBI, but only one had either tied the game or put his team ahead in the seventh inning-or-later (game-tying home run on May 6, 2013).
- Hit eight home runs and 20 RBI in a 28-game span August 6-September 3, posting a .576 slugging percentage in that span.
- Hit his 30th double September 1 at Texas, becoming the fourth second baseman in club history to reach 30 doubles, and first since 1999 when Todd Walker finished with 37.
- Hit 14th home run August 29 vs. Kansas City, tying Tim Teufel's 1984 total for most ever by a Twins second baseman...passed Teufel with his 15th August 31 at Texas.
- Played 146 games (141 starts) at second base, sixth most in baseball at the position; committed just six errors, tied for third fewest among AL second basemen...led all MLB second basemen in assists (461) and was involved in 110 double plays, second most among MLB second basemen.
- Ranked second in home runs (18) among AL second basemen, third in extra-base hits (55) and fifth in doubles (33).
- Finished as the Twins all-time leader in home runs by a second baseman, also finished second in RBI, fifth in slugging percentage (.414), tied for fifth in total bases (231), and sixth in doubles.
- His six errors were tied with four other for fewest ever by a Twins second baseman: Luis Castillo (2006), Chuck Knoblauch (1992) and Steve Lombardozzi (1986).

**2012:** Was an invite to Twins spring training and started the season with Triple-A Rochester, hitting safely in first nine games, going 15-for-34 (.441) April 5-14...named Twins minor league Player of the Week April 13, batting .391 (9-for-23) with three doubles, one home run and four RBI in six games...had contract selected by Minnesota May 7, as the Twins placed Justin Morneau on the 15-day disabled list...made major league debut May 7 vs. Los Angeles-AL, going 1-for-4 with his first major league hit, singling off David Carpenter; came around to score first major league run...recorded first career RBI in next game May 8 vs. Los Angeles-AL...hit first career double May 12 vs. Toronto...had first career home run the next day, a solo shot off Ricky Romero May 13 vs. Toronto...hit safely in 14 of first 18 major league games May 7-25...had first career stolen base June 4 at Kansas City...optioned to Triple-A Rochester August 14...was tied with Asdrubal Cabrera for the most errors by a shortstop in the AL (15) at the time.

**2011:** Was an invite to Twins spring training...reassigned to minor league camp March 14 and reported to Single-A Ft. Myers...named Twins minor league Player of the Week May 21, batting .433 (13-for-30) with two doubles, two triples, seven RBI, three runs scored and two walks in seven games...named Twins minor league Player of the Month for May after batting .337 (33-for-98) with seven doubles, three triples, 11 RBI, 14 runs scored, 14 walks and seven stolen bases...hit grand slam in final game with Miracle June 4 vs. Jupiter...promoted to Double-A New Britain June 6...named Florida State League midseason All-Star, but did not play in the game due to promotion...placed on 7-day disabled list with left cheekbone fracture June 10; reinstated June 19...named Eastern League Player of the Week August 8 after batting .520 (13-for-25) with four doubles and four RBI in six games...hit safely in 18 of 19 games July 31-August 21, including first career two-homer game August 20 vs. New Hampshire...batted .385 (52-for-135) against left-handed pitching and .295 (105-for-356) against right-handers at both levels combined...made just 13 errors between both levels in 127 games (5 at Ft. Myers and 8 at New Britain)...given the Sherry Robertson Award as the Twins minor league Player of the Year, voted on by the Twin Cities chapter of the BBWAA...combined to bat .320 (157-for-491) with 33 doubles, 12 triples, nine home runs, 56 RBI, 92 runs scored and 24 stolen bases in 127 games at both levels combined...led the Twins organization in runs scored and triples, was third in hits (157), stolen bases and total bases (241), and sixth in doubles and eighth in walks (55)...named shortstop on MLB.com's 2011 Twins organizational All-Star team...played for Mesa Solar Sox in Arizona Fall League, batting .296 (32-for-108) with 27 runs, eight doubles, three home runs and 22 RBI in 26 games...earned roster spot in AFL Rising Stars Game representing the East division as the starting second baseman;

went 1-for-2 in the game with a solo home run...ranked 10th best prospect in the Twins minor league system, best strike zone discipline and best defensive infielder by *Baseball America* entering the 2012 season.

**2010:** Started season with Single-A Beloit, playing 32 games at shortstop, three games at second base and three games at third base...had season-high 12-game hitting streak April 10-23...transferred to Single-A Ft. Myers May 22...hit first professional home run June 24 vs. Charlotte... named Twins minor league Player of the Week June 25 after batting .412 with 14 hits, one double, one home run, five RBI and six runs scored in eight games...played 66 games at shortstop for Miracle, 14 at third base and 12 at second base...ranked 30th best prospect in Twins organization by *Baseball America* entering 2011 season.

**2009:** Began season with Rookie GCL Twins...played in five games before being promoted to Rookie Elizabethton July 8...named Appalachian League Player of the Week August 10...batted .369 (48-for-130) with 10 doubles in 31 August games...played all 53 of his games at shortstop...finished second in Appalachian League in batting average (.353), hits (77) and on-base percentage...was named Appalachian League Postseason All-Star.

**AMATEUR CAREER:** Attended the University of Southern Mississippi where he was named a Louisville Slugger Freshman All-American and to Conference USA All-Freshman team in 2006...named second team All-Conference USA as a junior...led team in at-bats (269), hits (92), total bases (128), RBI (tied with 46) and doubles (17) as a junior...started 64 games at shortstop in 2008, missing just two innings the entire year.

**PROFESSIONAL:** Signed by scout Earl Winn.

| 2013                          |                               | DOZIER'S GAME HIGHS               |                                  |                       |                 | CAREER                   |                               |                             |                                 |
|-------------------------------|-------------------------------|-----------------------------------|----------------------------------|-----------------------|-----------------|--------------------------|-------------------------------|-----------------------------|---------------------------------|
| Hits: 3, 8x, last 9/22 at OAK | HR: 1, 18x, last 9/23 vs. DET | Hits: 3, 13x, last 9/22/13 at OAK | HR: 1, 24x, last 9/23/13 vs. DET | RBI: 4, 7/6/13 at TOR | Grand Slams: -- | Hit-Streak: 10, 7/21-8/3 | SB: 1, 14x, last 9/25 vs. DET | Hit-Streak: 10, 7/21-8/3/13 | SB: 2, 2x, last 7/29/12 vs. CLE |

| DOZIER'S BATTING RECORD |                     |      |     |      |     |     |    |    |    |     |    |    |    |     |     |    |    |    |      |
|-------------------------|---------------------|------|-----|------|-----|-----|----|----|----|-----|----|----|----|-----|-----|----|----|----|------|
| YEAR                    | CLUB                | AVG  | G   | AB   | R   | H   | 2B | 3B | HR | RBI | SH | SF | HB | BB  | SO  | SB | CS | E  | OBP  |
| 2009                    | GCL Twins           | .286 | 5   | 14   | 1   | 4   | 0  | 0  | 0  | 0   | 0  | 0  | 0  | 2   | 1   | 0  | 0  | 0  | .375 |
|                         | Elizabethton        | .353 | 53  | 218  | 38  | 77  | 17 | 0  | 0  | 14  | 1  | 3  | 3  | 23  | 26  | 3  | 0  | 14 | .417 |
| 2010                    | Beloit              | .278 | 39  | 151  | 24  | 42  | 7  | 1  | 0  | 17  | 3  | 0  | 0  | 16  | 16  | 6  | 1  | 7  | .347 |
|                         | Ft. Myers           | .274 | 93  | 350  | 44  | 96  | 11 | 1  | 5  | 42  | 9  | 6  | 1  | 44  | 41  | 10 | 4  | 15 | .352 |
| 2011                    | Ft. Myers           | .322 | 49  | 180  | 32  | 58  | 11 | 5  | 2  | 22  | 3  | 2  | 6  | 27  | 20  | 13 | 4  | 8  | .423 |
|                         | New Britain         | .318 | 78  | 311  | 60  | 99  | 22 | 7  | 7  | 34  | 7  | 0  | 5  | 28  | 46  | 11 | 7  | 5  | .384 |
| 2012                    | Rochester           | .232 | 48  | 181  | 15  | 42  | 11 | 1  | 2  | 17  | 1  | 3  | 1  | 14  | 34  | 3  | 2  | 7  | .286 |
|                         | MINNESOTA           | .234 | 84  | 316  | 33  | 74  | 11 | 1  | 6  | 33  | 4  | 3  | 1  | 16  | 58  | 9  | 2  | 15 | .271 |
| 2013                    | MINNESOTA           | .244 | 147 | 558  | 72  | 136 | 33 | 4  | 18 | 66  | 3  | 4  | 6  | 51  | 120 | 14 | 7  | 6  | .312 |
|                         | Minor League Totals | .298 | 365 | 1405 | 214 | 418 | 79 | 15 | 16 | 146 | 24 | 14 | 16 | 154 | 184 | 46 | 18 | 56 | .370 |
|                         | Major League Totals | .240 | 231 | 874  | 105 | 210 | 44 | 5  | 24 | 99  | 7  | 7  | 7  | 67  | 178 | 23 | 9  | 21 | .297 |

| DOZIER'S CAREER FIELDING RECORD |      |     |     |     |    |      |     |
|---------------------------------|------|-----|-----|-----|----|------|-----|
| POSITION                        | PCT  | G   | PO  | A   | E  | TC   | PB  |
| Shortstop                       | .964 | 83  | 111 | 287 | 15 | 413  | 70  |
| Second Base                     | .992 | 146 | 268 | 461 | 6  | 735  | 110 |
| Totals                          | .982 | 229 | 379 | 748 | 21 | 1148 | 180 |



# BRIAN DUENSING

LEFT-HANDED PITCHER

52

HEIGHT/WEIGHT: 6-0/205

BORN: 2/22/83 in Marysville, KS

RESIDES: Omaha, NE

ACQUIRED: 3rd round, 2005 First-Year Player Draft

M.L. SERVICE: 4 years, 104 days

CONTRACT STATUS: Signed thru 2013

BATS/THROWS: L/L

AGE: 30

**PERSONAL:** Brian Matthew Duensing (pronounced DONE-sing)...wife Lisa (Blunk)...daughter McKenna (1/5/12)...2001 graduate of Millard South (NE) High School...attended University of Nebraska where he was Collegiate Baseball honorable mention All-American, Big 12 All-Freshman team, and NCAA Lincoln All-Regional team in 2002...pitched for Team USA in 2008 Olympic Games in Beijing, China.

## 2013:

- Made the Twins Opening Day roster for the fifth straight season.
- Posted a 1.76 ERA (15.1 IP, 3 ER) in his first 16 appearances April 1-May 14.
- Earned his first career save May 28 vs. Milwaukee, pitching a scoreless 14th inning.
- Won back-to-back games June 11 and 12 vs. Philadelphia, pitching 0.2 scoreless innings in each appearance.
- Did not allow a home run in his first 35 appearances (26.1 IP) May 1-June 21, before allowing one to Derek Dietrich June 25 at Miami...the streak went back to August 30, 2012, a span of 47 games (48.1 IP).
- Won both games of the split doubleheader August 9 at Chicago-AL, tossing 0.1 innings and 1.0 innings respectively; first MLB pitcher to win both games of a doubleheader since Yankees' Luis Vizcaino July 21, 2007.
- Posted a 13.0 consecutive scoreless inning streak over 13 games August 3-September 3.
- Set single-season career-high with 56th appearance August 16 vs. Chicago-AL.
- Appeared in 73 games, tied for seventh most in the American League, the most among left-handers...tied for seventh most appearance ever by a Twins left-hander.

**2012:** Opened season in Twins bullpen, marking fourth straight season on club's Opening Day roster...posted ERA of 1.71 (21.0 IP, 4 ER) and an opponent batting average of .178 (13-for-73) with no home runs allowed in first 19 appearances April 6-May 20...earned first win, tossing 2.0 scoreless innings June 2 at Cleveland...inserted into rotation and made first start June 23 at Cincinnati...went 0-4, 10.13 (13.1 IP, 15 ER) in four starts June 23-July 15 before returning to bullpen...inserted back into rotation for seven starts July 29-August 30; earned first win as starter July 29 vs. Cleveland, allowing one run on five hits in 6.0 innings -- first win as a starter since August 28, 2011 vs. Detroit...set career high with 54th appearance September 29 vs. Detroit; finished with 55 appearances...went 2-4, 3.47 (57.0 IP, 22 ER) in 44 relief appearances and 2-8, 6.92 (52.0 IP, 40 ER) in 11 starts.

**2011:** Named to Twins Opening Day roster as club's number five starter...made first start April 5 at New York-AL, allowing four runs on six hits in 7.0 innings and did not factor into the decision...went 2-1, 2.91 (34.0 IP, 11 ER) in five starts in April and 0-4, 8.76 (24.2 IP, 24 ER) in six games (5 starts) in May...lost five straight decisions April 30-May 25 before snapping that streak, tossing 8.0 shutout innings in a win June 5 at Kansas City...tossed second career complete game shutout, allowing six hits, walking four and striking out seven July 4 vs. Tampa Bay...recorded 200th career strikeout, fanning Ramon Castro in fifth inning July 9 at Chicago-AL...set career-high with nine strikeouts in 6.2 innings August 13 at Cleveland, but was dealt the loss, allowing three runs on nine hits...was unavailable to pitch September 4-13 with a right oblique strain, which occurred in second inning of September 3 start at Los Angeles-AL...held left-handed batters to .217 (38-for-175) batting average with seven extra-base hits...committed four fielding errors on season after entering 2011 having committed none...led Twins staff in losses but ranked second on staff in innings pitched (161.2), starts (28) and strikeouts (115).

**2010:** Started season on Twins Opening Day roster for second consecutive season...began season in bullpen and went 3-1, 1.67 (43.0 IP, 8 ER) with nine holds in 39 appearances...did not allow a run in 10 consecutive appearances (9.1 IP) April 17-May 12...struck out in first career plate appearance June 24 at Milwaukee...was inserted into Twins starting rotation July 23...at the time of move to starting rotation, ranked eighth in American League in ERA for relievers (1.67), second among lefties and his .214 opponent batting average ranked fifth among lefty relievers...first batters faced in relief went 1-for-36 (.028)...made first start of season July 23 at Baltimore and did not factor into the decision, allowing one run on four hits in 5.0 innings with no walks and three strikeouts...recorded first win of season as starter, allowing two runs on eight hits in 6.0 innings July 28 at Kansas City...pitched three-hit complete game shutout, the first CG and SHO of his career, August 14 vs. Oakland...became just third Twins lefty to pitch a shutout since 2002, joining Eric Milton (August, 2002) and Johan Santana (June, 2007)...earned seventh victory of season, allowing one run on seven hits in 8.0 innings August 20 vs. Los Angeles-AL...set a season-high with seven strikeouts, tossing 8.0 innings, allowing one run on six hits with no walks September 8 vs. Kansas City...recorded 10th win, allowing three runs on six hits in 6.0 innings in Twins 9-3 victory September 20 vs. Cleveland...won five consecutive decisions July 18-August 20, and eight of nine decisions July 18-September 20...was 7-2, 3.05 (85.2 IP, 29 ER) in 13 starts and 3-1, 1.80 (45.0 IP, 9 ER) in 40 relief appearances...was one of two pitchers in major leagues to make 40-or-more relief appearances and 10-or-more starts (Hisanori Takahashi, New York-NL).

**2009:** Started season on Twins Opening Day roster for first time in career...appeared in one game for Twins, making major league debut in relief April 10 at Chicago-AL, allowing two earned runs on two hits in 3.0 innings with no walks...optioned to Triple-A Rochester April 14...made 13 starts for Red Wings...pitched 7.0 innings in three straight starts May 18-29...tossed 8.0 innings and allowed one run on six hits, earning the win June 26 vs. Colorado Springs...recalled by Twins July 7...made first career start July 29 vs. Chicago-AL, allowing two runs on three hits in 5.0

innings...earned first major league win August 22 at Kansas City, allowing two runs on six hits in 5.0 innings while walking one...gained second career victory, allowing one run on three hits in 7.0 innings, striking out eight August 28 vs. Texas...tossed 7.0 shutout innings September 2 vs. Chicago-AL...was winning pitcher with 7.0 shutout innings September 13 vs. Oakland...went 5-0, 1.88 (43.0 IP, 9 ER) in seven starts August 22-September 23...posted .833 (5-1) winning percentage August 22-end of the season, tying him for fourth best in American League during that span...his 2.78 ERA (35.2 IP, 11 ER) in September was seventh lowest in AL (6 starts)...went 0-1, 5.17 (31.1 IP, 18 ER) in 15 relief appearances and 5-1, 2.73 (52.2 IP, 16 ER) in nine starts...started Game 1 of the ALDS October 7 at New York-AL, allowing five runs on seven hits in 4.2 innings, becoming third rookie in club history to start a postseason game.

**2008:** Spent entire season at Triple-A Rochester...lost first two starts of year despite posting a 2.31 ERA (11.2 IP, 3 ER)...earned first win April 14 vs. Syracuse, allowing three runs in 5.2 innings...posted 2.75 ERA (36.0 IP, 11 ER) over first six starts...went 1-0 with a 0.90 ERA (20.0 IP, 2 ER) in three starts May 30-June 9...did not allow a run in back-to-back starts June 4 and June 9 (15.0 innings)...earned fifth win of season with 6.0 scoreless innings July 4 vs. Buffalo...pitched for 2008 USA Olympic Team July 28-August 27...posted 1-0 record with a 1.17 ERA (7.2 IP, 1 ER) and a .125 batting-average-against in four Olympic appearances...earned the win August 16 vs. Team Canada, tossing 3.1 scoreless innings of relief in a 5-4 win for Team USA...returned to Rochester and made only relief appearance of the season August 29 (2.0 scoreless innings)...made final start September 1 vs. Buffalo...went 3-2 with 3.39 ERA over 12 home appearances (11 starts)...ranked 16th best prospect in the Twins organization by *Baseball America* entering the 2009 season.

**2007:** Began season at Double-A New Britain...allowed three runs-or-less in first six starts, going 3-0, 2.14 (33.2 IP, 8 ER) April 9-May 9...pitched season-high 8.0 innings May 4 vs. Trenton...promoted to Rochester May 30...was 4-1, 2.19 (37.0 IP, 9 ER) in five starts May 30-June 27...had season-high six-game win-streak, 6-0, 2.44 (44.1 IP, 12 ER) in seven starts July 7-August 8...named Twins minor league Player of the Week August 3-9...tied season-high nine strikeouts August 27 vs. Pawtucket...tied for second in all of minor leagues with three complete games...tied for ninth in all of minor league baseball with 15 wins...was third in International League in earned run average (2.66) and tied for third in wins (11)...ranked 18th best prospect in Eastern League by *Baseball America*...rated eighth best prospect in Twins organization by *Baseball America* entering the 2008 season.

**2006:** Began season at Single-A Beloit...tossed 6.0-plus innings in eight consecutive starts April 18-May 28...pitched season-high 9.0 innings in complete game shutout May 10 at West Michigan...promoted to Single-A Ft. Myers June 6...tossed 6.0-plus innings in six consecutive starts June 9-July 6...promoted to Double-A New Britain July 14...tied season-high eight strikeouts July 23 at Erie...was eighth in Twins organization in earned run average (3.49).

**2005:** Spent first professional season at Rookie Elizabethton...was 1-0, 1.13 (8.0 IP, 1 ER) in three appearances (1 start) July 5-15...did not allow a run in two of three appearances (2 starts), going 2-0, 2.19 (12.1 IP, 3 ER) August 6-11...tossed season-high 7.0 innings August 11 at Danville...tied season-high nine strikeouts August 24 at Bristol.

**PROFESSIONAL:** Signed by scout Mark Wilson.

| 2013                    |                                | DUENSING'S GAME HIGHS           |                                  |  |  |  |  |  |  |  |  | CAREER |  |
|-------------------------|--------------------------------|---------------------------------|----------------------------------|--|--|--|--|--|--|--|--|--------|--|
| IP: 3.0, 8/5 at KC      | Walks: 2, 2x, last 4/1 vs. DET | IP: 9.0, 2x, last 7/4/11 vs. TB | Walks: 4, 8x, last 7/4/11 vs. TB |  |  |  |  |  |  |  |  |        |  |
| SO: 4, 8/23 at CLE      | CG: - -                        | CG: 9, 8/13/11 at CLE           | CG: 2, last 7/4/11 vs. TB        |  |  |  |  |  |  |  |  |        |  |
| Win-Streak: 6, 6/11-8/9 | Low-Hit: - -                   | Win-Streak: 6, 6/11-8/9/13      | Low-Hit: 3, 8/14/10 vs. OAK      |  |  |  |  |  |  |  |  |        |  |

| DUENSING'S PITCHING RECORD |              |       |      |     |     |    |    |    |       |     |     |     |    |    |     |     |    |    |     |
|----------------------------|--------------|-------|------|-----|-----|----|----|----|-------|-----|-----|-----|----|----|-----|-----|----|----|-----|
| YEAR                       | CLUB         | W-L   | ERA  | G   | GS  | CG | SH | SV | IP    | H   | R   | ER  | HR | HB | BB  | SO  | WP | BK | BAA |
| 2005                       | Elizabethton | 4-3   | 2.32 | 12  | 9   | 0  | 0  | 0  | 50.1  | 49  | 19  | 13  | 4  | 0  | 16  | 55  | 6  | 0  | 249 |
| 2006                       | Beloit       | 2-3   | 2.94 | 11  | 11  | 0  | 0  | 0  | 70.1  | 68  | 26  | 23  | 3  | 1  | 14  | 55  | 1  | 0  | 257 |
|                            | Ft. Myers    | 2-5   | 4.24 | 7   | 7   | 0  | 0  | 0  | 40.1  | 47  | 25  | 19  | 4  | 0  | 8   | 33  | 1  | 0  | 296 |
|                            | New Britain  | 1-2   | 3.65 | 10  | 9   | 0  | 0  | 0  | 49.1  | 51  | 29  | 20  | 6  | 1  | 18  | 30  | 0  | 0  | 277 |
| 2007                       | New Britain  | 4-1   | 2.66 | 9   | 9   | 0  | 0  | 0  | 50.2  | 47  | 19  | 15  | 2  | 1  | 7   | 38  | 0  | 0  | 240 |
|                            | Rochester    | 11-5  | 3.24 | 19  | 19  | 3  | 1  | 0  | 116.2 | 115 | 54  | 42  | 13 | 5  | 30  | 86  | 1  | 0  | 261 |
| 2008                       | Rochester    | 5-11  | 4.28 | 25  | 24  | 0  | 0  | 0  | 138.2 | 150 | 75  | 66  | 16 | 5  | 34  | 77  | 4  | 0  | 278 |
| 2009                       | MINNESOTA    | 5-2   | 3.64 | 24  | 9   | 0  | 0  | 0  | 84.0  | 84  | 37  | 34  | 7  | 3  | 31  | 53  | 1  | 0  | 263 |
|                            | Rochester    | 4-6   | 4.66 | 13  | 13  | 0  | 0  | 0  | 75.1  | 87  | 40  | 39  | 2  | 2  | 19  | 44  | 2  | 0  | 298 |
| 2010                       | MINNESOTA    | 10-3  | 2.62 | 53  | 13  | 1  | 1  | 0  | 130.2 | 122 | 42  | 38  | 11 | 3  | 35  | 78  | 1  | 0  | 247 |
| 2011                       | MINNESOTA    | 9-14  | 5.23 | 32  | 28  | 1  | 1  | 0  | 161.2 | 193 | 102 | 94  | 21 | 1  | 52  | 115 | 3  | 0  | 299 |
| 2012                       | MINNESOTA    | 4-12  | 5.12 | 55  | 11  | 0  | 0  | 0  | 109.0 | 126 | 71  | 62  | 10 | 2  | 27  | 69  | 5  | 0  | 288 |
| 2013                       | MINNESOTA    | 6-2   | 3.98 | 73  | 0   | 0  | 0  | 1  | 61.0  | 68  | 28  | 27  | 4  | 2  | 22  | 56  | 6  | 0  | 283 |
| Minor League Totals        |              | 33-36 | 3.61 | 106 | 101 | 3  | 1  | 0  | 591.2 | 614 | 287 | 237 | 50 | 15 | 146 | 418 | 15 | 0  | 270 |
| Major League Totals        |              | 34-33 | 4.20 | 237 | 61  | 2  | 2  | 1  | 546.1 | 593 | 280 | 255 | 53 | 11 | 167 | 371 | 16 | 0  | 278 |

| DUENSING'S CAREER FIELDING RECORD |      |     |    |    |   |     |    |    |  |
|-----------------------------------|------|-----|----|----|---|-----|----|----|--|
| POSITION                          | PCT  | G   | PO | A  | E | TC  | DP | PB |  |
| Pitcher                           | .967 | 237 | 33 | 85 | 4 | 122 | 5  | —  |  |

| DUENSING'S BATTING RECORD |      |    |   |   |    |    |    |     |    |    |    |    |    |    |    |       |
|---------------------------|------|----|---|---|----|----|----|-----|----|----|----|----|----|----|----|-------|
| BATTING                   | AVG  | AB | R | H | 2B | 3B | HR | RBI | SH | SF | HB | BB | SO | SB | CS | OBP   |
| Career                    | .000 | 6  | 0 | 0 | 0  | 0  | 0  | 0   | 0  | 0  | 0  | 0  | 4  | 0  | 0  | 0.000 |

| DUENSING'S DIVISION SERIES RECORD |             |     |       |   |    |    |    |    |     |    |    |    |    |    |    |    |    |    |     |
|-----------------------------------|-------------|-----|-------|---|----|----|----|----|-----|----|----|----|----|----|----|----|----|----|-----|
| YEAR                              | OPPONENT    | W-L | ERA   | G | GS | CG | SH | SV | IP  | H  | R  | ER | HR | HB | BB | SO | WP | BK | BAA |
| 2009                              | New York-AL | 0-1 | 9.64  | 1 | 1  | 0  | 0  | 0  | 4.2 | 7  | 5  | 5  | 1  | 0  | 1  | 3  | 1  | 0  | 333 |
| 2010                              | New York-AL | 0-1 | 13.50 | 1 | 1  | 0  | 0  | 0  | 3.1 | 7  | 5  | 5  | 1  | 0  | 1  | 1  | 0  | 0  | 438 |
| Division Series Totals            |             | 0-2 | 11.25 | 2 | 2  | 0  | 0  | 0  | 8.0 | 14 | 10 | 10 | 2  | 0  | 2  | 4  | 1  | 0  | 378 |

**DUENSING'S DAY-BY-DAY**

| Date                    | Opp. | Dec.         | IP          | H         | R         | ER        | HR       | BB        | SO        | IR/IRS          |
|-------------------------|------|--------------|-------------|-----------|-----------|-----------|----------|-----------|-----------|-----------------|
| April 1                 | DET  | ND           | 0.2         | 1         | 1         | 1         | 0        | 2         | 1         | 0/0             |
| April 4                 | DET  | H(1)         | 0.2         | 1         | 0         | 0         | 0        | 0         | 0         | 1/0             |
| April 5                 | @BAL | H(2)         | 1.0         | 2         | 0         | 0         | 0        | 0         | 0         | 1/0             |
| April 7                 | @BAL | H(3)         | 0.2         | 1         | 0         | 0         | 0        | 0         | 0         | 1/0             |
| April 10                | @KC  | ND           | 0.0         | 2         | 1         | 1         | 0        | 0         | 0         | 0/0             |
| April 12                | NYM  | ND           | 1.0         | 0         | 0         | 0         | 0        | 0         | 1         | 0/0             |
| April 20                | @CWS | ND           | 0.2         | 1         | 0         | 0         | 0        | 0         | 1         | 0/0             |
| April 25                | TEX  | ND           | 1.2         | 0         | 0         | 0         | 0        | 0         | 1         | 0/0             |
| April 27                | TEX  | H(4)         | 0.2         | 0         | 0         | 0         | 0        | 0         | 1         | 1/0             |
| April 29                | @DET | ND           | 1.1         | 0         | 0         | 0         | 0        | 1         | 2         | 1/0             |
| <b>APRIL TOTALS</b>     |      | <b>0-0</b>   | <b>8.1</b>  | <b>8</b>  | <b>2</b>  | <b>2</b>  | <b>0</b> | <b>3</b>  | <b>7</b>  | <b>2.16 ERA</b> |
| May 3                   | @CLE | ND           | 0.2         | 1         | 0         | 0         | 0        | 0         | 1         | 2/1             |
| May 6                   | @BOS | H(5)         | 1.0         | 1         | 0         | 0         | 0        | 1         | 1         | 2/1             |
| May 8                   | @BOS | ND           | 1.0         | 1         | 1         | 1         | 0        | 1         | 0         | 0/0             |
| May 9                   | @BOS | H(6)         | 1.2         | 0         | 0         | 0         | 0        | 1         | 2         | 1/0             |
| May 11                  | BAL  | H(7)         | 2.0         | 1         | 0         | 0         | 0        | 0         | 0         | 2/0             |
| May 14                  | CWS  | ND           | 0.2         | 0         | 0         | 0         | 0        | 0         | 1         | 2/0             |
| May 15                  | CWS  | ND           | 0.1         | 2         | 2         | 2         | 0        | 0         | 0         | 0/0             |
| May 17                  | BOS  | BS(1)        | 0.2         | 2         | 1         | 1         | 0        | 1         | 2         | 0/0             |
| May 19                  | BOS  | ND           | 1.0         | 0         | 0         | 0         | 0        | 1         | 2         | 0/0             |
| May 21                  | @ATL | L(0-1)       | 0.2         | 2         | 1         | 1         | 0        | 1         | 0         | 0/0             |
| May 23                  | @DET | ND           | 0.0         | 2         | 1         | 1         | 0        | 0         | 0         | 2/2             |
| May 25                  | @DET | H(8)         | 0.2         | 0         | 0         | 0         | 0        | 0         | 1         | 0/0             |
| May 27                  | @MIL | H(9)         | 0.1         | 0         | 0         | 0         | 0        | 0         | 0         | 1/0             |
| May 28                  | @MIL | S(1)         | 1.0         | 1         | 0         | 0         | 0        | 0         | 0         | 0/0             |
| May 30                  | MIL  | ND           | 0.1         | 2         | 2         | 2         | 0        | 0         | 0         | 0/0             |
| <b>MAY TOTALS</b>       |      | <b>0-1-1</b> | <b>12.0</b> | <b>15</b> | <b>8</b>  | <b>8</b>  | <b>0</b> | <b>6</b>  | <b>10</b> | <b>6.00 ERA</b> |
| June 1                  | SEA  | ND           | 0.2         | 2         | 0         | 0         | 0        | 0         | 0         | 1/1             |
| June 4                  | @KC  | H(10)        | 0.1         | 0         | 0         | 0         | 0        | 0         | 0         | 1/0             |
| June 6                  | @KC  | ND           | 0.1         | 0         | 0         | 0         | 0        | 0         | 0         | 1/0             |
| June 8                  | @WSH | ND           | 0.2         | 0         | 0         | 0         | 0        | 0         | 0         | 1/0             |
| June 9(2)               | @WSH | ND           | 0.2         | 0         | 0         | 0         | 0        | 0         | 1         | 0/0             |
| June 11                 | PHI  | W(1-1)       | 0.2         | 1         | 0         | 0         | 0        | 0         | 1         | 2/1             |
| June 12                 | PHI  | W(2-1)       | 0.2         | 0         | 0         | 0         | 0        | 0         | 1         | 2/0             |
| June 16                 | DET  | ND           | 1.1         | 1         | 1         | 1         | 0        | 0         | 2         | 0/0             |
| June 19                 | CWS  | ND           | 0.0         | 1         | 0         | 0         | 0        | 0         | 0         | 2/2             |
| June 21                 | @CLE | ND           | 0.2         | 1         | 0         | 0         | 0        | 1         | 0         | 2/2             |
| June 25                 | @MIA | ND           | 0.2         | 1         | 1         | 1         | 1        | 0         | 2         | 0/0             |
| June 26                 | @MIA | ND           | 0.1         | 0         | 0         | 0         | 0        | 0         | 0         | 2/0             |
| June 29                 | KC   | ND           | 1.0         | 0         | 0         | 0         | 0        | 1         | 2         | 0/0             |
| <b>JUNE TOTALS</b>      |      | <b>2-0</b>   | <b>8.0</b>  | <b>7</b>  | <b>2</b>  | <b>2</b>  | <b>1</b> | <b>2</b>  | <b>9</b>  | <b>2.25 ERA</b> |
| July 1                  | NYJ  | ND           | 1.1         | 4         | 4         | 3         | 0        | 2         | 1         | 1/1             |
| July 4                  | NYJ  | ND           | 1.2         | 2         | 1         | 1         | 0        | 0         | 2         | 2/2             |
| July 7                  | @TOR | ND           | 0.2         | 2         | 2         | 2         | 0        | 1         | 0         | 1/1             |
| July 9                  | @TB  | ND           | 0.1         | 1         | 0         | 0         | 0        | 0         | 0         | 0/0             |
| July 10                 | @TB  | ND           | 1.0         | 1         | 0         | 0         | 0        | 1         | 1         | 1/0             |
| July 12                 | @NYJ | ND           | 1.1         | 2         | 0         | 0         | 0        | 1         | 0         | 1/1             |
| <b>PRE-ASG TOTALS</b>   |      | <b>2-1-1</b> | <b>34.2</b> | <b>42</b> | <b>19</b> | <b>18</b> | <b>1</b> | <b>16</b> | <b>30</b> | <b>4.67 ERA</b> |
| July 19                 | CLE  | ND           | 0.1         | 0         | 0         | 0         | 0        | 0         | 0         | 2/0             |
| July 20                 | CLE  | H(11)        | 0.1         | 0         | 0         | 0         | 0        | 1         | 0         | 0/0             |
| July 25                 | @SEA | ND           | 1.1         | 1         | 0         | 0         | 0        | 0         | 1         | 1/1             |
| July 26                 | @SEA | W(3-1)       | 2.0         | 3         | 0         | 0         | 0        | 1         | 3         | 0/0             |
| July 30                 | KC   | ND           | 1.0         | 4         | 3         | 3         | 1        | 0         | 1         | 0/0             |
| <b>JULY TOTALS</b>      |      | <b>1-0</b>   | <b>11.1</b> | <b>20</b> | <b>10</b> | <b>9</b>  | <b>1</b> | <b>7</b>  | <b>9</b>  | <b>7.15 ERA</b> |
| August 3                | HOU  | W(4-1)       | 1.0         | 1         | 0         | 0         | 0        | 0         | 2         | 0/0             |
| August 5                | @KC  | ND           | 3.0         | 1         | 0         | 0         | 0        | 0         | 3         | 0/0             |
| August 9(1)             | @CWS | W(5-1)       | 0.1         | 0         | 0         | 0         | 0        | 0         | 1         | 1/0             |
| August 9(2)             | @CWS | W(6-1)       | 1.0         | 0         | 0         | 0         | 0        | 0         | 0         | 0/0             |
| August 13               | CLE  | ND           | 1.0         | 0         | 0         | 0         | 0        | 0         | 2         | 0/0             |
| August 14               | CLE  | ND           | 0.2         | 0         | 0         | 0         | 0        | 0         | 1         | 0/0             |
| August 16               | CWS  | ND           | 0.1         | 0         | 0         | 0         | 0        | 0         | 0         | 2/0             |
| August 19               | NYM  | ND           | 1.1         | 0         | 0         | 0         | 0        | 0         | 3         | 2/0             |
| August 23               | @CLE | H(12)        | 2.2         | 2         | 0         | 0         | 0        | 0         | 4         | 0/0             |
| August 28               | KC   | ND           | 0.2         | 1         | 0         | 0         | 0        | 1         | 0         | 0/0             |
| August 30               | @TEX | H(13)        | 0.2         | 1         | 0         | 0         | 0        | 0         | 0         | 0/0             |
| August 31               | @TEX | ND           | 0.0         | 1         | 0         | 0         | 0        | 0         | 0         | 3/1             |
| <b>AUGUST TOTALS</b>    |      | <b>3-0</b>   | <b>12.2</b> | <b>7</b>  | <b>0</b>  | <b>0</b>  | <b>0</b> | <b>1</b>  | <b>16</b> | <b>0.00 ERA</b> |
| Sept. 3                 | @HOU | H(14)        | 0.1         | 0         | 0         | 0         | 0        | 1         | 0         | 1/0             |
| Sept. 4                 | @HOU | L(6-2)       | 0.1         | 2         | 1         | 1         | 0        | 0         | 0         | 0/0             |
| Sept. 6                 | TOR  | ND           | 1.0         | 0         | 0         | 0         | 0        | 0         | 0         | 0/0             |
| Sept. 9                 | LAA  | H(15)        | 0.2         | 1         | 0         | 0         | 0        | 0         | 1         | 0/0             |
| Sept. 12                | OAK  | ND           | 1.0         | 2         | 2         | 2         | 1        | 0         | 1         | 0/0             |
| Sept. 15                | TB   | ND           | 0.1         | 0         | 0         | 0         | 0        | 0         | 0         | 3/0             |
| Sept. 17                | @CWS | ND           | 0.2         | 0         | 0         | 0         | 0        | 0         | 0         | 2/0             |
| Sept. 19                | @OAK | BS(3)        | 0.2         | 2         | 2         | 2         | 1        | 0         | 1         | 0/0             |
| Sept. 22                | @OAK | ND           | 1.2         | 2         | 1         | 1         | 0        | 1         | 1         | 3/1             |
| Sept. 25                | DET  | ND           | 0.2         | 0         | 0         | 0         | 0        | 0         | 1         | 0/0             |
| Sept. 27                | CLE  | ND           | 0.1         | 0         | 0         | 0         | 0        | 1         | 0         | 0/0             |
| Sept. 29                | CLE  | ND           | 1.0         | 2         | 0         | 0         | 0        | 0         | 0         | 0/0             |
| <b>SEPTEMBER TOTALS</b> |      | <b>0-1</b>   | <b>8.2</b>  | <b>11</b> | <b>6</b>  | <b>6</b>  | <b>2</b> | <b>3</b>  | <b>5</b>  | <b>6.23 ERA</b> |
| <b>POST-ASG TOTALS</b>  |      | <b>4-1</b>   | <b>26.1</b> | <b>26</b> | <b>9</b>  | <b>9</b>  | <b>3</b> | <b>6</b>  | <b>26</b> | <b>3.08 ERA</b> |
| <b>SEASON TOTALS</b>    |      | <b>6-2-1</b> | <b>61.0</b> | <b>68</b> | <b>28</b> | <b>27</b> | <b>4</b> | <b>22</b> | <b>56</b> | <b>3.98 ERA</b> |

2013 PLAYERS



# EDUARDO ESCOBAR

# 5

**INFIELDER**

**HEIGHT/WEIGHT:** 5-10/173

**BATS/THROWS:** S/R

**BORN:** 1/5/89 at Villa de Cura, Venezuela

**AGE:** 24

**RESIDES:** Palo Negro, Venezuela

**ACQUIRED:** Trade with Chicago-AL, 7/28/12

**M.L. SERVICE:** 1 years, 129 days

**CONTRACT STATUS:** Signed thru 2013

**PERSONAL:** Eduardo Jose Escobar...two sons, Eduardo Jr. and Raul.

## 2013:

- Made Twins Opening Day roster, marking his second time on a major league Opening Day roster (Chicago-AL in 2012).
- Hit walk-off two-run double April 3 vs. Detroit, giving the Twins the 3-2 victory; his second career walk-off hit.
- Hit first career home run April 9 at Kansas City, a solo shot off Jeremy Guthrie.
- Optioned to Triple-A Rochester July 14.
- Back-to-back four-hit games August 11 and 12 at Norwich.
- Finished the Triple-A season with a season-high nine-game hitting streak August 25-September 2.
- Named International League Player of the Week, September 3 after leading the IL with 12 hits, three home runs, nine RBI, seven runs scored, and a .867 slugging percentage in the season's final eight games...on the final day he went 4-for-5 with three doubles, one home run with five RBI September 2 vs. Scranton-Wilkes-Barre.
- He hit .307 (51-for-166) with 16 doubles in 43 games on the season for Triple-A Rochester.
- Recalled by Minnesota September 9 and hit .324 (11-for-34) in 11 games to finish the season.

**2012:** Appeared in 36 games for Chicago-AL, playing third base, shortstop and second base...hit .207 (18-for-87) with four doubles, a triple and 14 runs scored...entered season ranked as the 10th best prospect and best defensive infielder in White Sox organization for third straight season by *Baseball America*...acquired from Chicago-AL in exchange for Francisco Liriano July 28, 2012; spent entire season on White Sox 25-man roster prior to being traded to Twins...added to Twins 40-man roster and assigned to Triple-A Rochester...hit .217 (30-for-138) with three doubles, three triples, one home run, nine RBI and 19 runs scored in 35 games for Red Wings...committed just three errors while playing third base (17 games), shortstop (10 games) and second base (9 games)...recalled by Twins September 4...made Twins debut, going 2-for-4 with three RBI and two runs scored September 4 at Chicago-AL...recorded RBI-single in first Twins at-bat.

**2011:** Spent majority of season with Triple-A Charlotte (Chicago-AL)...recalled September 3 and made major league debut that night at Detroit...entered game as defensive replacement at shortstop and picked up first major league hit, a single off Justin Verlander...batted .266 (130-for-489) with 23 doubles, four triples, four home runs and 49 RBI in 137 games with Knights...appeared in 107 games at shortstop and 30 at second base...batted .396 (19-for-48) over last 11 games, including eight-game hitting streak August 25-31 (.436, 14-for-32)...hit .255 (47-for-184) with one home run and 19 RBI in 53 games with La Guaira in Venezuelan Winter League...entered season ranked by *Baseball America* as best defensive infielder and fifth best prospect in White Sox organization.

**2010:** Combined to hit .277 (158-for-570) with 26 doubles, 11 triples, six home runs and 61 RBI in 136 games between Single-A Winston-Salem and Double-A Birmingham...named to Midseason and Postseason Carolina League All-Star teams...named best defensive shortstop in CL by *Baseball America*...ranked among White Sox organizational leaders in triples (2nd, 11), runs scored (T-2nd, 158) and total bases (T-6th, 224)...appeared in 28 games with Peoria Saguaros in Arizona Fall League, hitting .300 (33-110) with four home runs, 15 RBI and 22 runs scored...ranked among AFL leaders in total bases (1st, 59), triples (T-1st, 5), runs scored (2nd), home runs (T-3rd) and hits (T-3rd)...named to AFL West Division Rising Stars team...entered season ranked as best defensive infielder in the White Sox organization by *Baseball America*...played six games with La Guaira in Venezuelan Winter League.

**2009:** Hit .256 (119-for-464) with three home runs and 41 RBI in 128 games with Single-A Kannapolis...led team in runs scored (64) and stolen bases (20)...posted 16-game hitting streak August 18-September 3, batting .426 (26-for-61)...hit .269 (7-for-26) in 26 games with La Guaira in Venezuelan Winter League.

**2008:** Began season with Rookie Great Falls before being promoted to Single-A Kannapolis, batting .281 (75-for-267) in 66 combined games...played in six games with La Guaira in Venezuelan Winter League.

**2007:** Spent entire season with the Dominican Summer League White Sox.

**2006:** Made professional debut with Venezuelan Summer League White Sox.

**PROFESSIONAL:** Signed as an undrafted free agent with Chicago-AL January 28, 2006.

## 2013

## ESCOBAR'S GAME HIGHS

## CAREER

Hits: 3, 2x, last 4/23 vs. MIA

HR: 1, 3x, last 6/20 vs. CWS

Hits: 3, 2x, last 4/23/13 vs. MIA

HR: 1, 3x, last 6/20/13 vs. CWS

RBI: 2, 2x, last 4/9 at KC

Grand Slams: --

RBI: 3, 9/4/12 at CWS

Grand Slams: --

Hit-Streak: 5, 2x, last 9/18-26

SB: --

Hit-Streak: 5, 2x, last 9/18-26/13 SB: 1, 3x, last 9/23/12 at DET

## ESCOBAR'S PLAYING RECORD

| YEAR | CLUB                | AVG  | G   | AB   | R   | H   | 2B | 3B | HR | RBI | SH | SF | HB | BB  | SO  | SB | CS | E   | OBP  |
|------|---------------------|------|-----|------|-----|-----|----|----|----|-----|----|----|----|-----|-----|----|----|-----|------|
| 2006 | VSL White Sox       | .236 | 46  | 123  | 21  | 29  | 3  | 1  | 0  | 17  | 6  | 1  | 1  | 14  | 25  | 7  | 6  | 9   | .317 |
| 2007 | DSL White Sox       | .291 | 64  | 247  | 56  | 72  | 5  | 4  | 0  | 18  | 6  | 2  | 5  | 22  | 45  | 19 | 14 | 17  | .359 |
| 2008 | Great Falls         | .417 | 6   | 24   | 6   | 10  | 2  | 1  | 1  | 4   | 0  | 1  | 1  | 2   | 3   | 1  | 1  | 1   | .464 |
|      | Kannapolis          | .267 | 60  | 243  | 37  | 65  | 6  | 1  | 0  | 22  | 8  | 2  | 0  | 13  | 65  | 4  | 3  | 10  | .302 |
| 2009 | Kannapolis          | .256 | 128 | 464  | 64  | 119 | 10 | 7  | 3  | 41  | 17 | 3  | 1  | 29  | 91  | 20 | 6  | 23  | .300 |
| 2010 | Winston-Salem       | .285 | 87  | 368  | 57  | 105 | 18 | 8  | 3  | 39  | 11 | 4  | 2  | 23  | 76  | 8  | 5  | 15  | .327 |
|      | Birmingham          | .262 | 49  | 202  | 22  | 53  | 8  | 3  | 3  | 22  | 5  | 0  | 0  | 9   | 35  | 3  | 0  | 10  | .294 |
| 2011 | Charlotte           | .266 | 137 | 489  | 55  | 130 | 23 | 4  | 4  | 49  | 15 | 4  | 1  | 27  | 104 | 13 | 8  | 19  | .303 |
|      | CHICAGO-AL          | .286 | 9   | 7    | 0   | 2   | 0  | 0  | 0  | 0   | 0  | 0  | 0  | 1   | 0   | 0  | 0  | 0   | .286 |
| 2012 | CHICAGO-AL          | .207 | 36  | 87   | 14  | 18  | 4  | 1  | 0  | 3   | 1  | 0  | 0  | 9   | 23  | 2  | 0  | 2   | .281 |
|      | Rochester           | .217 | 35  | 138  | 19  | 30  | 3  | 3  | 1  | 9   | 4  | 1  | 0  | 8   | 26  | 3  | 1  | 3   | .259 |
|      | MINNESOTA           | .227 | 14  | 44   | 4   | 10  | 0  | 0  | 0  | 6   | 1  | 1  | 1  | 2   | 8   | 1  | 0  | 0   | .271 |
| 2013 | Rochester           | .307 | 43  | 166  | 22  | 51  | 16 | 2  | 4  | 27  | 1  | 1  | 3  | 17  | 37  | 6  | 2  | 6   | .380 |
|      | MINNESOTA           | .236 | 66  | 165  | 23  | 39  | 5  | 2  | 3  | 10  | 2  | 1  | 0  | 11  | 34  | 0  | 2  | 7   | .282 |
|      | Minor League Totals | .269 | 657 | 2464 | 359 | 664 | 94 | 34 | 19 | 248 | 73 | 19 | 14 | 164 | 507 | 84 | 46 | 113 | .316 |
|      | Major League Totals | .228 | 125 | 303  | 41  | 69  | 9  | 3  | 3  | 19  | 4  | 2  | 1  | 22  | 66  | 3  | 2  | 9   | .280 |

## ESCOBAR'S CAREER FIELDING RECORD

| POSITION    | PCT   | G   | PO | A   | E | TC  | DP | PB |
|-------------|-------|-----|----|-----|---|-----|----|----|
| Third Base  | .951  | 48  | 8  | 50  | 3 | 61  | 6  | —  |
| Second Base | 1.000 | 23  | 38 | 53  | 0 | 91  | 13 | —  |
| Shortstop   | .959  | 51  | 41 | 99  | 6 | 146 | 14 | —  |
| Outfield    | 1.000 | 2   | 2  | 0   | 0 | 2   | 0  | —  |
| Totals      | .970  | 124 | 89 | 202 | 9 | 300 | 33 | —  |



# CASEY FIEN

RIGHT-HANDED PITCHER

# 50

HEIGHT/WEIGHT: 6-2/205

BATS/THROWS: R/R

BORN: 10/21/83 in Santa Rosa, CA

AGE: 29

RESIDES: Buena Park, CA

ACQUIRED: Signed as minor league free agent, 1/3/12

M.L. SERVICE: 1 year, 143 days

CONTRACT STATUS: Signed thru 2013

**PERSONAL:** Casey Michael Fien (pronounced FEEN)...wife Joann...2002 graduate of John F. Kennedy High School in La Palma, CA...attended William Penn University in Oskaloosa, IA where he went 6-3, 2.48 ERA in 2003; Golden West College in Huntington Beach, CA where he went 3-2, 2.93 ERA in 2004; and Cal Poly San Luis Obispo (2005-06).

## 2013:

- Made an Opening Day roster for the first time in his career.
- Went 25 consecutive right-handed batters faced without allowing a hit May 23-June 23.
- Walked just one batter in a 28-game span (26.2 IP) May 28-August 3, including 20 straight games (18.2 IP) without issuing a walk May 28-July 13.
- Posted a 0.87 ERA (10.1 IP, 1 ER) in 11 June appearances and a 0.75 ERA (12.0 IP, 1 ER) in 13 July appearances.
- Set a single-game career-high with four strikeouts (2.0 IP) June 23 at Cleveland and again July 26 at Seattle.
- Allowed just two runs in a 30-game span (28.1 IP) May 28-August 9, posting a 0.64 ERA and an opponents batting average of .160 (15-for-94) with two walks allowed in that span.
- Made 73 appearances, tied for seventh most in the AL.
- Held right-handed hitters to a .213 (29-for-136) batting average with six extra-base hits, while lefties hit .242 (22-for-91) with eight extra-base hits.
- Led Twins relievers in wins with five.

**2012:** Was an invite to Twins spring training and reassigned to minor league camp April 1, reporting to Triple-A Rochester...recorded a save in first appearance for Red Wings, tossing 1.0 scoreless inning April 5 at Syracuse...went 2-5, 4.30 (46.0 IP, 22 ER) with opponents batting .228 and recorded nine saves in 12 opportunities in 33 games for Red Wings before having contract selected by Twins July 5 when Nick Blackburn was optioned...made Twins debut with 1.0 scoreless inning of relief with one hit allowed July 8 at Texas, his first major league appearance since July 20, 2010 vs. Texas (with Detroit)...earned first major league win, tossing 2.0 scoreless innings July 20 at Kansas City...ranked seventh in AL in ERA (2.12) after the All-Star break and 10th in opponent batting average (.194). 28 of his 35 appearances were scoreless...allowed just one run five times and two runs two times.

**2011:** Was an invite to Houston's spring training...started season with Triple-A Oklahoma...appeared in nine games before being placed on 7-day disabled list with right elbow strain April 30...went on rehab assignment with GCL Astros June 25, reinstated June 30...pitched in 12 games for Red Hawks and was released by Houston August 2.

**2010:** Opened season in major league camp with Detroit before being claimed off waivers by Boston March 1 and then Toronto March 4...released by Blue Jays March 17...returned to Tigers organization as minor league free agent March 19...began regular season with Triple-A Toledo...had contract selected by the Tigers June 29 and played one game before being optioned back to Toledo July 3...joined Tigers for second time July 20...designated for assignment by the Tigers July 25 before being outrighted to Toledo July 28...signed a minor league contract with Houston November 12.

**2009:** Began season at Triple-A Toledo (Detroit)...had contract purchased by Tigers July 25 and made major league debut July 26 vs. Chicago-AL, striking out two batters in 2.1 scoreless innings of relief...optioned to Toledo August 4...recalled by Tigers for remainder of season September 1...finished season second among all International League relievers with 10.24 strikeouts-per-9.0 innings pitched, third with a 1.86 walks-per-9.0 innings and fourth with 10.55 baserunners-per-9.0 innings...named 27th best prospect in Tigers organization by *Baseball America*...appeared in five games for Ponce in Puerto Rican Winter League following the season, going 1-0, 1.59 (5.2 IP, 1 ER) with five strikeouts.

**2008:** Started season at Double-A Erie...converted 11 straight save opportunities for Sea Wolves May 27-July 20...named to Eastern League's midseason All-Star team...promoted to Triple-A Toledo July 28...transferred back to Double-A Erie August 28, but did not appear in a game before returning to Triple-A Toledo August 30...named 11th best prospect in Tigers organization by *Baseball America* following the season...played for Mesa in Arizona Fall League, going 2-0, 1.84 (14.2 IP, 3 ER) with two saves and 15 strikeouts in 12 appearances.

**2007:** Spent season with Single-A West Michigan...appeared in four games during Midwest League playoffs, recording three saves and 13 strikeouts in 7.2 scoreless innings...led all Midwest League relievers with 11.36 strikeouts-per-9.0 innings pitched.

**2006:** Made professional debut with Single-A Oneonta...had eight straight scoreless outings July 4-26, tossing 17.0 scoreless innings in that time.

**PROFESSIONAL:** Detroit Tigers 20th round pick in the 2006 First-Year Player draft; signed by scout Tim McWilliam.

## 2013

IP: 2.0, 3x, last 7/26 at SEA  
 SO: 4, 2x, last 7/26 at SEA  
 Win-Streak: 4, 7/19-9/15

Walks: 2, 4/10 at KC  
 CG: --  
 Low-Hit: --

## FIEN'S GAME HIGHS

IP: 3.0, 3x, last 7/15/12 vs. OAK  
 SO: 4, 2x, last 7/26/13 at SEA  
 Win-Streak: 4, 7/19-9/15/13

## CAREER

Walks: 2, 4x, last 4/10/13 at KC  
 CG: --  
 Low-Hit: --

## FIEN'S PITCHING RECORD

| YEAR                       | CLUB          | W-L          | ERA         | G          | GS       | CG       | SH       | SV        | IP           | H          | R          | ER         | HR        | HB       | BB        | SO         | WP       | BK       | BAA         |
|----------------------------|---------------|--------------|-------------|------------|----------|----------|----------|-----------|--------------|------------|------------|------------|-----------|----------|-----------|------------|----------|----------|-------------|
| 2006                       | Oneonta       | 1-1          | 2.74        | 20         | 0        | 0        | 0        | 1         | 42.2         | 39         | 17         | 13         | 1         | 0        | 8         | 37         | 2        | 0        | .248        |
| 2007                       | West Michigan | 6-1          | 3.10        | 39         | 0        | 0        | 0        | 6         | 61.0         | 55         | 28         | 21         | 4         | 3        | 10        | 77         | 2        | 0        | .233        |
| 2008                       | Erie          | 3-3          | 2.96        | 40         | 0        | 0        | 0        | 12        | 45.2         | 38         | 16         | 15         | 5         | 0        | 12        | 42         | 1        | 0        | .226        |
|                            | Toledo        | 2-0          | 2.40        | 12         | 0        | 0        | 0        | 1         | 15.0         | 14         | 4          | 4          | 2         | 1        | 4         | 17         | 1        | 0        | .246        |
| 2009                       | Toledo        | 2-1          | 3.41        | 42         | 0        | 0        | 0        | 14        | 58.0         | 51         | 23         | 22         | 5         | 2        | 15        | 66         | 2        | 1        | .237        |
|                            | DETROIT       | 0-1          | 7.94        | 9          | 0        | 0        | 0        | 0         | 11.1         | 13         | 11         | 10         | 2         | 0        | 6         | 9          | 0        | 0        | .289        |
| 2010                       | DETROIT       | 0-0          | 10.12       | 2          | 0        | 0        | 0        | 0         | 2.2          | 4          | 3          | 3          | 2         | 0        | 0         | 0          | 0        | 0        | .364        |
|                            | Toledo        | 3-3          | 2.60        | 44         | 0        | 0        | 0        | 8         | 62.1         | 54         | 21         | 18         | 8         | 1        | 13        | 44         | 0        | 0        | .235        |
| 2011                       | GCL Astros    | 1-0          | 0.00        | 2          | 0        | 0        | 0        | 0         | 2.0          | 1          | 0          | 0          | 0         | 0        | 3         | 0          | 0        | 0        | .143        |
|                            | Oklahoma City | 2-2          | 4.81        | 21         | 0        | 0        | 0        | 3         | 24.1         | 28         | 15         | 13         | 7         | 0        | 8         | 24         | 0        | 0        | .289        |
| 2012                       | Rochester     | 2-5          | 4.30        | 33         | 0        | 0        | 0        | 9         | 46.0         | 39         | 23         | 22         | 5         | 0        | 14        | 42         | 1        | 0        | .228        |
|                            | MINNESOTA     | 2-1          | 2.06        | 35         | 0        | 0        | 0        | 0         | 35.0         | 25         | 9          | 8          | 3         | 1        | 9         | 32         | 0        | 0        | .195        |
| 2013                       | MINNESOTA     | 5-2          | 3.92        | 73         | 0        | 0        | 0        | 0         | 62.0         | 51         | 28         | 27         | 9         | 0        | 12        | 73         | 2        | 0        | .225        |
| <b>Minor League Totals</b> |               | <b>22-16</b> | <b>3.23</b> | <b>253</b> | <b>0</b> | <b>0</b> | <b>0</b> | <b>54</b> | <b>357.0</b> | <b>319</b> | <b>147</b> | <b>128</b> | <b>37</b> | <b>7</b> | <b>84</b> | <b>352</b> | <b>9</b> | <b>1</b> | <b>.238</b> |
| <b>Major League Totals</b> |               | <b>7-4</b>   | <b>3.89</b> | <b>119</b> | <b>0</b> | <b>0</b> | <b>0</b> | <b>0</b>  | <b>111.0</b> | <b>93</b>  | <b>51</b>  | <b>48</b>  | <b>16</b> | <b>1</b> | <b>27</b> | <b>114</b> | <b>2</b> | <b>0</b> | <b>.226</b> |

## FIEN'S CAREER FIELDING RECORD

| POSITION | PCT   | G   | PO | A  | E | TC | DP | PB |
|----------|-------|-----|----|----|---|----|----|----|
| Pitcher  | 1.000 | 119 | 5  | 10 | 0 | 15 | 0  | —  |

## FIEN'S DAY-BY-DAY

| Date                | Opp. | Dec.       | IP          | H         | R        | ER       | HR       | BB       | SO        | IR/IRS          |
|---------------------|------|------------|-------------|-----------|----------|----------|----------|----------|-----------|-----------------|
| April 1             | DET  | ND         | 1.0         | 0         | 0        | 0        | 0        | 0        | 3         | 0/0             |
| April 4             | DET  | H(1)       | 0.1         | 0         | 0        | 0        | 0        | 0        | 0         | 3/0             |
| April 5             | @BAL | L(0-1)     | 0.2         | 3         | 4        | 4        | 0        | 1        | 1         | 2/0             |
| April 8             | @KC  | ND         | 0.1         | 0         | 0        | 0        | 0        | 0        | 0         | 1/0             |
| April 10            | @KC  | ND         | 1.2         | 1         | 0        | 0        | 0        | 2        | 0         | 2/1             |
| April 13            | NYM  | ND         | 2.0         | 0         | 0        | 0        | 0        | 0        | 2         | 0/0             |
| April 15            | LAA  | ND         | 1.0         | 0         | 0        | 0        | 0        | 0        | 0         | 0/0             |
| April 20            | @CWS | W(1-1)     | 0.1         | 0         | 0        | 0        | 0        | 0        | 1         | 1/0             |
| April 25            | TEX  | ND         | 0.1         | 1         | 0        | 0        | 0        | 0        | 0         | 0/0             |
| April 26            | TEX  | ND         | 0.1         | 0         | 0        | 0        | 0        | 0        | 0         | 1/0             |
| April 28            | TEX  | ND         | 1.0         | 1         | 0        | 0        | 0        | 0        | 1         | 0/0             |
| <b>APRIL TOTALS</b> |      | <b>1-1</b> | <b>12.0</b> | <b>12</b> | <b>6</b> | <b>6</b> | <b>1</b> | <b>3</b> | <b>10</b> | <b>4.50 ERA</b> |
| May 1               | @DET | H(2)       | 1.0         | 0         | 0        | 0        | 0        | 0        | 1         | 0/0             |
| May 3               | @CLE | L(1-2)     | 1.1         | 2         | 1        | 1        | 0        | 0        | 2         | 0/0             |
| May 6               | @BOS | BS(2)      | 1.0         | 2         | 2        | 2        | 2        | 0        | 0         | 0/0             |
| May 8               | @BOS | ND         | 1.0         | 2         | 1        | 1        | 0        | 0        | 0         | 0/0             |
| May 10              | BAL  | ND         | 1.2         | 0         | 0        | 0        | 0        | 1        | 2         | 1/0             |
| May 11              | BAL  | H(3)       | 0.2         | 0         | 0        | 0        | 0        | 0        | 1         | 0/0             |
| May 13              | CWS  | ND         | 1.0         | 1         | 0        | 0        | 0        | 0        | 1         | 0/0             |
| May 14              | CWS  | ND         | 0.1         | 1         | 0        | 0        | 0        | 1        | 0         | 1/1             |
| May 17              | BOS  | ND         | 0.1         | 0         | 0        | 0        | 0        | 0        | 0         | 2/0             |
| May 18              | BOS  | ND         | 1.0         | 1         | 1        | 1        | 1        | 0        | 1         | 1/1             |
| May 21              | @ATL | ND         | 1.0         | 0         | 0        | 0        | 0        | 0        | 2         | 0/0             |
| May 23              | @DET | H(4)       | 0.2         | 1         | 2        | 2        | 0        | 1        | 2         | 2/0             |
| May 26              | @DET | ND         | 0.0         | 0         | 1        | 1        | 0        | 1        | 0         | 2/0             |
| May 28              | @MIL | ND         | 1.1         | 0         | 0        | 0        | 0        | 0        | 2         | 1/0             |
| May 29              | MIL  | H(5)       | 1.0         | 0         | 0        | 0        | 0        | 0        | 0         | 2/0             |
| <b>MAY TOTALS</b>   |      | <b>0-1</b> | <b>13.1</b> | <b>10</b> | <b>8</b> | <b>8</b> | <b>3</b> | <b>4</b> | <b>14</b> | <b>5.40 ERA</b> |

|                         |      |        |            |             |           |           |           |          |           |           |                 |
|-------------------------|------|--------|------------|-------------|-----------|-----------|-----------|----------|-----------|-----------|-----------------|
| June 1                  | SEA  | ND     | 0.2        | 0           | 0         | 0         | 0         | 0        | 1         | 0/0       |                 |
| June 4                  | @KC  | H(6)   | 0.2        | 0           | 0         | 0         | 0         | 0        | 0         | 1/0       |                 |
| June 6                  | @KC  | ND     | 0.1        | 0           | 0         | 0         | 0         | 0        | 0         | 1/0       |                 |
| June 8                  | @WSH | ND     | 1.0        | 0           | 0         | 0         | 0         | 0        | 2         | 0/0       |                 |
| June 12                 | PHI  | ND     | 0.1        | 2           | 0         | 0         | 0         | 0        | 1         | 0/0       |                 |
| June 14                 | DET  | ND     | 1.1        | 0           | 0         | 0         | 0         | 0        | 2         | 1/0       |                 |
| June 18                 | CWS  | H(7)   | 1.0        | 0           | 0         | 0         | 0         | 0        | 1         | 2/1       |                 |
| June 20                 | CWS  | ND     | 1.0        | 0           | 0         | 0         | 0         | 0        | 0         | 0/0       |                 |
| June 23                 | @CLE | H(8)   | 2.0        | 2           | 1         | 1         | 1         | 0        | 4         | 0/0       |                 |
| June 26                 | @MIA | ND     | 1.0        | 0           | 0         | 0         | 0         | 0        | 1         | 0/0       |                 |
| June 29                 | KC   | ND     | 1.0        | 2           | 0         | 0         | 0         | 0        | 2         | 1/0       |                 |
| <b>JUNE TOTALS</b>      |      |        | <b>0-0</b> | <b>10.1</b> | <b>6</b>  | <b>1</b>  | <b>1</b>  | <b>1</b> | <b>0</b>  | <b>14</b> | <b>0.87 ERA</b> |
| July 1                  | NYN  | H(9)   | 0.1        | 0           | 0         | 0         | 0         | 0        | 0         | 1/0       |                 |
| July 3                  | NYN  | ND     | 1.0        | 0           | 0         | 0         | 0         | 0        | 1         | 0/0       |                 |
| July 7                  | @TOR | ND     | 1.0        | 0           | 0         | 0         | 0         | 0        | 1         | 0/0       |                 |
| July 9                  | @TB  | ND     | 0.2        | 0           | 0         | 0         | 0         | 0        | 1         | 1/0       |                 |
| July 10                 | @TB  | ND     | 1.0        | 0           | 0         | 0         | 0         | 0        | 1         | 0/0       |                 |
| July 12                 | @NYN | ND     | 1.0        | 1           | 0         | 0         | 0         | 0        | 2         | 0/0       |                 |
| July 13                 | @NYN | H(10)  | 1.0        | 1           | 0         | 0         | 0         | 0        | 0         | 0/0       |                 |
| <b>PRE-ASG TOTALS</b>   |      |        | <b>1-2</b> | <b>38.2</b> | <b>24</b> | <b>13</b> | <b>13</b> | <b>4</b> | <b>7</b>  | <b>42</b> | <b>3.03 ERA</b> |
| July 19                 | CLE  | W(2-2) | 1.0        | 0           | 0         | 0         | 0         | 1        | 2         | 0/0       |                 |
| July 20                 | CLE  | H(11)  | 1.0        | 1           | 0         | 0         | 0         | 0        | 0         | 0/0       |                 |
| July 22                 | @LAA | H(12)  | 0.2        | 2           | 1         | 1         | 0         | 0        | 0         | 0/0       |                 |
| July 23                 | @LAA | H(13)  | 1.0        | 2           | 0         | 0         | 0         | 0        | 1         | 0/0       |                 |
| July 26                 | @SEA | ND     | 2.0        | 0           | 0         | 0         | 0         | 0        | 4         | 0/0       |                 |
| July 31                 | KC   | ND     | 0.1        | 2           | 0         | 0         | 0         | 0        | 0         | 1/1       |                 |
| <b>JULY TOTALS</b>      |      |        | <b>1-0</b> | <b>12.0</b> | <b>9</b>  | <b>1</b>  | <b>1</b>  | <b>0</b> | <b>1</b>  | <b>13</b> | <b>0.75 ERA</b> |
| August 2                | HOU  | ND     | 1.0        | 0           | 0         | 0         | 0         | 0        | 2         | 0/0       |                 |
| August 3                | HOU  | H(14)  | 1.0        | 0           | 0         | 0         | 0         | 0        | 2         | 0/0       |                 |
| August 6                | @KC  | ND     | 0.2        | 0           | 0         | 0         | 0         | 1        | 0         | 2/0       |                 |
| August 9(1)             | @CWS | H(15)  | 1.0        | 0           | 0         | 0         | 0         | 0        | 1         | 0/0       |                 |
| August 11               | @CWS | ND     | 1.0        | 2           | 2         | 2         | 2         | 0        | 3         | 0/0       |                 |
| August 14               | CLE  | ND     | 0.1        | 3           | 4         | 3         | 1         | 0        | 0         | 0/0       |                 |
| August 17               | CWS  | ND     | 1.1        | 2           | 2         | 2         | 1         | 0        | 1         | 2/0       |                 |
| August 21               | @DET | ND     | 0.1        | 0           | 0         | 0         | 0         | 0        | 0         | 2/0       |                 |
| August 22               | @DET | W(3-2) | 1.0        | 1           | 0         | 0         | 0         | 0        | 0         | 0/0       |                 |
| August 23               | @CLE | ND     | 0.1        | 1           | 0         | 0         | 0         | 0        | 0         | 1/0       |                 |
| August 28               | KC   | ND     | 0.1        | 3           | 3         | 3         | 1         | 0        | 1         | 0/0       |                 |
| August 31               | @TEX | ND     | 1.0        | 1           | 0         | 0         | 0         | 0        | 2         | 0/0       |                 |
| <b>AUGUST TOTALS</b>    |      |        | <b>1-0</b> | <b>9.1</b>  | <b>13</b> | <b>11</b> | <b>10</b> | <b>5</b> | <b>1</b>  | <b>12</b> | <b>9.64 ERA</b> |
| Sept. 2                 | @HOU | ND     | 1.0        | 1           | 0         | 0         | 0         | 0        | 1         | 0/0       |                 |
| Sept. 3                 | @HOU | H(16)  | 0.2        | 1           | 1         | 1         | 0         | 1        | 1         | 1/1       |                 |
| Sept. 7                 | TOR  | ND     | 0.2        | 1           | 0         | 0         | 0         | 0        | 0         | 0/0       |                 |
| Sept. 9                 | LAA  | W(4-2) | 1.0        | 0           | 0         | 0         | 0         | 0        | 2         | 0/0       |                 |
| Sept. 13                | TB   | ND     | 1.0        | 0           | 0         | 0         | 0         | 0        | 2         | 0/0       |                 |
| Sept. 15                | TB   | W(5-2) | 0.1        | 0           | 0         | 0         | 0         | 0        | 0         | 3/0       |                 |
| Sept. 17                | @CWS | ND     | 1.0        | 0           | 0         | 0         | 0         | 1        | 1         | 0/0       |                 |
| Sept. 18                | @CWS | H(17)  | 0.2        | 0           | 0         | 0         | 0         | 0        | 1         | 1/0       |                 |
| Sept. 23                | DET  | ND     | 0.1        | 4           | 2         | 2         | 0         | 1        | 1         | 0/0       |                 |
| Sept. 24                | DET  | ND     | 0.1        | 0           | 0         | 0         | 0         | 0        | 1         | 1/0       |                 |
| Sept. 29                | CLE  | ND     | 1.0        | 0           | 0         | 0         | 0         | 0        | 2         | 0/0       |                 |
| <b>SEPTEMBER TOTALS</b> |      |        | <b>2-0</b> | <b>8.0</b>  | <b>7</b>  | <b>3</b>  | <b>3</b>  | <b>0</b> | <b>3</b>  | <b>12</b> | <b>3.38 ERA</b> |
| <b>POST-ASG TOTALS</b>  |      |        | <b>4-0</b> | <b>23.1</b> | <b>27</b> | <b>15</b> | <b>14</b> | <b>5</b> | <b>5</b>  | <b>31</b> | <b>5.40 ERA</b> |
| <b>SEASON TOTALS</b>    |      |        | <b>5-2</b> | <b>62.0</b> | <b>51</b> | <b>28</b> | <b>27</b> | <b>9</b> | <b>12</b> | <b>73</b> | <b>3.92 ERA</b> |



# PEDRO FLORIMON

# 25

INFIELDER

HEIGHT/WEIGHT: 6-2/180

BORN: 12/10/86 in La Romana, DR

RESIDES: La Romana, DR

ACQUIRED: Claimed off waivers from Baltimore, 12/5/11

M.L. SERVICE: 1 year, 73 days

CONTRACT STATUS: Signed thru 2013

BATS/THROWS: S/R

AGE: 26



**PERSONAL:** Pedro Alexander Florimon, Jr. (pronounced FLOR-ah-moan)...signed by Baltimore in 2004 as a 17-year old from La Romana, Dominican Republic.

## 2013:

- Made his first career Opening Day roster, beginning the season as the Twins starting shortstop April 1 vs. Detroit.
- Reached base in first 10 games April 1-16, posting a .484 on-base percentage in that span.
- Hit first home run of the season and second of career May 8 at Boston.
- Went 30 straight games without committing an error April 27-June 4.
- Hit four home runs in July, tied with Justin Morneau for most on the club during the month; his 11 RBI that month tied him with Brian Dozier for most.
- Played in 133 games (127 starts) at shortstop, the most for a Twin since Jason Bartlett played 138 in 2007...his 133 games at short were seventh most in the AL.
- Hit all nine of his home runs from the left side of the plate...most home runs by a Twins shortstop since Cristian Guzman hit nine in 2002.
- Led the Twins in stolen bases with 15 and ranked third in games played (134).

**2012:** Began season with Double-A New Britain, batting .283 (32-for-113) in 30 games, committing just three errors...promoted to Triple-A Rochester May 7...hit safely in 11 of first 13 games for Red Wings, including first home run May 8 at Pawtucket...played all 83 of his games for Red Wings at shortstop, committing just nine errors...had contract selected by Twins August 15 when Brian Dozier was optioned...made Twins debut August 17 at Seattle starting at shortstop, going 0-for-3...recorded first hit as Twin with a triple (first triple of career) August 18 at Seattle...had first career three-hit game August 20 at Oakland...hit first major league home run, a solo shot off Cory Wade September 24 vs. New York-AL...led entire Twins organization in games played (156) and strikeouts (147), ranked second in at-bats (561) and seventh in hits (140). Ranked by *Baseball America* as having the best infield arm in the International League.

**2011:** Recalled from Double-A Bowie (Baltimore) September 6 and made major league debut September 10 at Toronto...recorded first major league hit with a game-tying two-run double off Brad Penny September 25 at Detroit...spent regular season with Double-A Bowie, batting .267 (121-for-454) with eight homers and 60 RBI in 133 games at shortstop...drove in season-high five runs June 30 at Binghamton, and drove in four runs July 19 at Harrisburg and September 4 against Erie...went 11-for-20 (.550) June 26-30 with three doubles, two homers and eight RBI...hit .320 (31-for-97) in 28 July games.

**2010:** Began season with Double-A Bowie, batting .183 (22-for-120) in 37 games...placed on disabled list with left oblique strain May 25...batted .158 (3-for-19) in five-game rehab assignment with Aberdeen...joined Single-A Frederick June 26 and had 21 multi-hit games...named Carolina League Player of the Week July 5-11 when he hit .444 with three doubles, a triple, a home run, and six RBI.

**2009:** Spent most of season with Single-A Frederick...named to Carolina League All-Star team; started the game at shortstop, and tripled and scored the tying run...named Carolina League Player of the Week August 17-23 when he hit .462 with four doubles...finished tied for fourth in Carolina League in doubles (32), sixth in runs scored (76) and tied sixth in triples (5)...led club in triples and was second in doubles, runs scored and stolen bases (26).

**2008:** Spent entire season with Single-A Delmarva...had season-high three hits July 10 at Greenville.

**2007:** Hit .197 in 111 games for Single-A Delmarva...recorded season-high three hits and two runs April 27 at Hagerstown and July 16 at Lakewood.

**2006:** Began year at Bluefield and hit safely in 25 of 33 games with 10 multi-hit games...had four straight multi-hit games July 8-12...transferred to Aberdeen August 7 and hit .271 in first 12 games...hit .385 (10-for-26) over final six games.

**2005:** Played in 63 games for San Pedro Orioles in Dominican Summer League and batted .200 (34-for-170) with eight RBI and 35 runs scored...finished second on team with 19 stolen bases.

**2004:** Led DSL Orioles with 16 stolen bases...batted .213 (34-160) with 19 RBI...committed 29 errors in 48 games.

**PROFESSIONAL:** Originally signed by Baltimore as a non-drafted free agent June 18, 2004.

## 2013

## FLORIMON'S GAME HIGHS

## CAREER

Hits: 3, 5/31 vs. SEA

HR: 1, 9x, last 9/27 vs. CLE

Hits: 3, 2x, last 5/31/13 vs. SEA

HR: 1, 10x, last 9/27/13 vs. CLE

RBI: 3, 3x, last 9/27 vs. CLE

Grand Slams: --

RBI: 3, 3x, last 9/27/13 vs. CLE

Grand Slams: --

Hit-Streak: 6, 7/10-19

SB: 2, 8/28 vs. KC

Hit-Streak: 6, 7/10-19/13

SB: 2, 8/28/13 vs. KC

## FLORIMON'S BATTING RECORD

| YEAR | CLUB                | AVG  | G   | AB   | R   | H   | 2B  | 3B | HR | RBI | SH | SF | HB | BB  | SO  | SB  | CS | E   | OBP  |
|------|---------------------|------|-----|------|-----|-----|-----|----|----|-----|----|----|----|-----|-----|-----|----|-----|------|
| 2004 | DSL Orioles         | .204 | 52  | 167  | 33  | 34  | 5   | 5  | 0  | 19  | 6  | 0  | 4  | 34  | 59  | 17  | 5  | 29  | .351 |
| 2005 | DSL Orioles         | .200 | 63  | 170  | 35  | 34  | 4   | 2  | 0  | 8   | 4  | 0  | 11 | 41  | 55  | 19  | 4  | 17  | .387 |
| 2006 | Bluefield           | .333 | 33  | 120  | 23  | 40  | 6   | 1  | 1  | 8   | 1  | 1  | 0  | 28  | 29  | 7   | 6  | 20  | .456 |
|      | Aberdeen            | .248 | 26  | 105  | 13  | 26  | 4   | 1  | 0  | 5   | 0  | 0  | 1  | 13  | 26  | 0   | 0  | 5   | .336 |
| 2007 | Delmarva            | .197 | 111 | 371  | 50  | 73  | 14  | 1  | 4  | 34  | 13 | 3  | 3  | 28  | 107 | 16  | 6  | 36  | .257 |
| 2008 | Delmarva            | .223 | 81  | 269  | 28  | 60  | 18  | 1  | 0  | 19  | 3  | 3  | 3  | 27  | 97  | 13  | 2  | 21  | .298 |
| 2009 | Frederick           | .267 | 115 | 430  | 76  | 115 | 32  | 5  | 9  | 68  | 4  | 5  | 5  | 42  | 107 | 26  | 9  | 35  | .336 |
|      | Bowie               | .091 | 7   | 22   | 0   | 2   | 0   | 0  | 0  | 1   | 1  | 0  | 0  | 1   | 9   | 0   | 0  | 1   | .130 |
| 2010 | Bowie               | .183 | 37  | 120  | 16  | 22  | 3   | 0  | 1  | 12  | 2  | 1  | 0  | 11  | 31  | 4   | 1  | 13  | .250 |
|      | Aberdeen            | .158 | 5   | 19   | 1   | 3   | 0   | 0  | 0  | 0   | 0  | 0  | 0  | 1   | 6   | 0   | 1  | 0   | .200 |
|      | Frederick           | .288 | 62  | 222  | 32  | 64  | 10  | 4  | 4  | 33  | 0  | 3  | 7  | 20  | 52  | 8   | 5  | 14  | .361 |
| 2011 | Bowie               | .267 | 133 | 454  | 53  | 121 | 27  | 4  | 8  | 60  | 6  | 4  | 5  | 51  | 114 | 15  | 12 | 26  | .344 |
|      | BALTIMORE           | .125 | 4   | 8    | 1   | 1   | 1   | 0  | 0  | 2   | 1  | 0  | 0  | 1   | 6   | 0   | 0  | 1   | .222 |
| 2012 | New Britain         | .283 | 30  | 113  | 11  | 32  | 4   | 0  | 2  | 8   | 3  | 0  | 0  | 11  | 28  | 7   | 1  | 3   | .347 |
|      | Rochester           | .251 | 83  | 311  | 38  | 78  | 16  | 2  | 3  | 27  | 7  | 1  | 3  | 23  | 89  | 6   | 7  | 9   | .308 |
|      | MINNESOTA           | .219 | 43  | 137  | 16  | 30  | 5   | 2  | 1  | 10  | 3  | 0  | 0  | 10  | 30  | 3   | 1  | 7   | .272 |
| 2013 | MINNESOTA           | .221 | 134 | 403  | 44  | 89  | 17  | 0  | 9  | 44  | 5  | 3  | 2  | 33  | 115 | 15  | 6  | 18  | .281 |
|      | Minor League Totals | .249 | 723 | 2556 | 341 | 636 | 134 | 19 | 32 | 275 | 40 | 21 | 27 | 256 | 695 | 102 | 50 | 183 | .321 |
|      | Major League Totals | .219 | 181 | 548  | 61  | 120 | 23  | 2  | 10 | 56  | 9  | 3  | 2  | 44  | 151 | 18  | 7  | 26  | .278 |

## FLORIMON'S CAREER FIELDING RECORD

| POSITION  | PCT  | G   | PO  | A   | E  | TC  | DP  | PB |
|-----------|------|-----|-----|-----|----|-----|-----|----|
| Shortstop | .970 | 180 | 317 | 532 | 26 | 875 | 128 | —  |

## KYLE GIBSON

RIGHT-HANDED PITCHER



HEIGHT/WEIGHT: 6-6/207  
 BORN: 10/23/87 in Greenfield, IN  
 RESIDES: Ft. Myers, FL

BATS/THROWS: R/R  
 OPENING DAY AGE: 25

ACQUIRED: 1st round (22nd overall), 2009 First-Year Player Draft  
 M.L. SERVICE: 56 days  
 CONTRACT STATUS: Signed thru 2013

**PERSONAL:** Kyle Benjamin Gibson...wife Elizabeth (Straatmann)...2006 graduate of Greenfield-Central High School in Greenfield, IN...was a Louisville Slugger preseason All-American in 2006...named Hancock County Player of the Year...named Hoosier Heritage Conference Player of the Year...was a two-time Indianapolis Star All-East team selection...attended University of Missouri in Columbia, MO and was a communications major.

**2013:**

- Started the season with Triple-A Rochester.
- Named Twins minor league Pitcher of the Week May 12, after pitching a complete game shutout May 8 at Toledo, allowing four hits, with two walks and eight strikeouts, earning the win.
- Pitched his second complete game shutout May 19 at Lehigh Valley, allowing three hits, with two walks and eight strikeouts, earning the win; had a no-hitter broken up with two outs in the eighth inning...became the first Red Wings pitcher to toss two complete game shutouts in a season since Nick Blackburn in 2007.
- Posted a 20.0-inning scoreless streak from May 14-30.
- Went 5-0, 2.19 ERA (49.1 IP, 12 ER) with opponents batting .199 in seven starts from May 19-June 20 and was recalled by Minnesota June 25.
- At the time of his promotion ranked first among International League pitchers in shutouts (2), tied for third in wins (7) and strikeouts (79), fourth in innings pitched (92.2), sixth in WHIP (1.14) and eighth in ERA (3.01).
- Made major league debut June 29 vs. Kansas City, allowing two runs on eight hits in 6.0 innings pitched with no walks and five strikeouts, earning the win...according to Elias, the win and five strikeouts made him just the third Twin to win their major league debut while striking out five-or-more batters, the others being Bert Blyleven in 1970 at RFK Stadium against the Senators and Darrell Jackson in 1978 at Metropolitan Stadium against the Tigers; they each had seven strikeouts...with the win, he became the 10th Twin to win in their debut (as starter), first since Anthony Swarzak May 23, 2009 vs. Milwaukee.
- Went 2-4, 5.63 ERA (51.0 IP, 37 ER) with 20 walks and 29 strikeouts for Minnesota and was optioned to Triple-A Rochester August 19.
- Made two starts for the Red Wings, going 0-0, 1.86 ERA (9.2 IP, 2 ER) August 25-30 and was shut down for the season...ended the season with 27 starts and 154.0 innings pitched between Rochester and Minnesota.

**2012:** Made first start with GCL Twins July 10 vs. GCL Red Sox while on rehab assignment after recovering from "Tommy John" surgery on right elbow...transferred to Single-A Ft. Myers August 12 and made two starts, allowing two runs on six hits in 7.0 innings pitched...transferred to Triple-A Rochester August 24 and made two starts, allowing seven runs on 11 hits in 6.2 innings pitched...combined to go 0-2, 4.13 (28.1 IP, 13 ER) with 26 hits allowed, six walks and 33 strikeouts in 13 games (11 starts) between three levels...pitched for Peoria Javelinas in the Arizona Fall League, going 3-2, 5.40 (23.1 IP, 14 ER) with eight walks and 28 strikeouts in six starts...named Arizona Fall League Pitcher of the Week for Week 2, going 1-0, allowing six hits and one run with eight strikeouts and no walks in 5.0 innings...named to AFL's Top Prospect team and was ranked fourth best prospect in the AFL by *Baseball America*...ranked fourth best prospect and best slider in the Twins system by *Baseball America* entering the 2013 season...added to the Twins 40-man roster in November.

**2011:** Spent season at Triple-A Rochester and started 18 games...named International League Pitcher of the Week May 23-29 after going 2-0, 1.42 ERA with 18 strikeouts in 12.2 innings...selected to All-Star Futures Game in Arizona, going 1.1 innings while giving up two hits and no runs...placed on disabled list August 2 with an injury to right arm, ending his season...had "Tommy John" surgery on right elbow September 7...ranked eighth best prospect and best slider in the Twins minor league system by *Baseball America* entering the 2012 season.

**2010:** Began season with Single-A Ft. Myers, losing first professional start April 8 at Bradenton...won next four decisions April 13-May 10, including first win April 13 at Charlotte...tossed complete game shutout, allowing one hit, April 29 at Jupiter...named Twins minor league Player of the Week May 1 after going 1-0 with one run allowed, five hits, five walks and 10 strikeouts in two starts (14.0 IP)...also earned Florida State League Pitcher of the Week honors May 3...promoted to Double-A New Britain May 11...earned the win while striking out 10 in first start with the Rock Cats May 15 at Harrisburg...won each of first three starts for the Rock Cats, including a 7.0-inning complete game May 25 vs. New Hampshire...named Twins Minor League Pitcher of the Month for May, going 5-0, 1.62 (39.0 IP, 7 ER) with 10 walks and 35 strikeouts in six starts between Ft. Myers and New Britain...named to the Eastern League All-Star Team, representing the Eastern Division, pitching 1.0 scoreless inning...promoted to Triple-A Rochester August 12 and made three starts for the Red Wings...pitched 5.2 innings, 5.0 and 5.0 innings in those three starts...disabled for remainder of season with a left ankle sprain August 26...recipient of ninth annual Jim Rantz Award, given to Twins Minor League Pitcher of the Year...ranked top prospect, as well as best slider and best change-up, in the Twins organization by *Baseball America* entering the 2011 season; also ranked 34th best prospect in baseball by *Baseball America*'s top 100 pre-2011 rankings...named to MiLB.com's 2010 Twins organizational All-Star team.

**2009:** Ranked third best prospect and best slider in the Twins system by *Baseball America* entering 2010...also ranked 61st on *Baseball America*'s top 100 pre-2010 rankings.

**AMATEUR CAREER:** Named to the All-Big 12 honorable mention team in 2007 and 2008 and All-Big 12 first team in 2009...ranked third best prospect in Cape Cod League by *Baseball America* in summer of 2007...tied school record for strikeouts in a season (131) in 2009...went 11-3,

3.21 ERA (106.2 IP, 38 ER) and tossed five complete games in 2009...named *Baseball America* All-American second team in 2009...Golden Spikes Award Semifinalist in 2009...named to USA Baseball Collegiate national team following the 2008 season and led team in wins (5)...earned the win for USA in 1-0 victory over Japan in the 2007 FISU World Championships gold medal game.

**PROFESSIONAL:** Signed by scout J.R. DiMercurio...originally selected by Philadelphia in the 36th round of the 2006 First-Year Player Draft.

| 2013                         |                               | GIBSON'S GAME HIGHS             |                                  | CAREER |  |
|------------------------------|-------------------------------|---------------------------------|----------------------------------|--------|--|
| IP: 6, 3x, last 7/23 at LAA  | Walks: 4, 3x, last 8/9 at CWS | IP: 6, 3x, last 7/23/13 at LAA  | Walks: 4, 3x, last 8/9/13 at CWS |        |  |
| SO: 5, 6/29 vs. KC           | CG: - -                       | SO: 5, 6/29/13 vs. KC           | CG: - -                          |        |  |
| Win-Streak: 1, 2x, last 7/14 | Low-Hit: - -                  | Win-Streak: 1, 2x, last 7/14/13 | Low-Hit: - -                     |        |  |

| GIBSON'S PITCHING RECORD |                     |       |      |    |    |    |    |    |       |     |     |     |    |    |     |     |    |    |      |
|--------------------------|---------------------|-------|------|----|----|----|----|----|-------|-----|-----|-----|----|----|-----|-----|----|----|------|
| YEAR                     | CLUB                | W-L   | ERA  | G  | GS | CG | SH | SV | IP    | H   | R   | ER  | HR | HB | BB  | SO  | WP | BK | BAA  |
| 2010                     | Ft. Myers           | 4-1   | 1.87 | 7  | 7  | 1  | 1  | 0  | 43.1  | 33  | 11  | 9   | 2  | 2  | 12  | 40  | 2  | 0  | .213 |
|                          | New Britain         | 7-5   | 3.68 | 16 | 16 | 1  | 0  | 0  | 93.0  | 91  | 39  | 38  | 5  | 4  | 22  | 77  | 3  | 0  | .259 |
|                          | Rochester           | 0-0   | 1.72 | 3  | 3  | 0  | 0  | 0  | 15.2  | 12  | 5   | 3   | 0  | 1  | 5   | 9   | 1  | 0  | .214 |
| 2011                     | Rochester           | 3-8   | 4.81 | 18 | 18 | 0  | 0  | 0  | 95.1  | 109 | 57  | 51  | 11 | 1  | 27  | 91  | 5  | 0  | .282 |
|                          | GCL Twins           | 0-0   | 2.45 | 9  | 7  | 0  | 0  | 0  | 14.2  | 9   | 4   | 4   | 1  | 0  | 4   | 16  | 1  | 0  | .176 |
| 2012                     | Ft. Myers           | 0-0   | 2.57 | 2  | 2  | 0  | 0  | 0  | 7.0   | 6   | 2   | 2   | 1  | 1  | 1   | 7   | 0  | 0  | .231 |
|                          | Rochester           | 0-2   | 9.45 | 2  | 2  | 0  | 0  | 0  | 6.2   | 11  | 7   | 7   | 1  | 0  | 1   | 10  | 0  | 0  | .367 |
|                          | Rochester           | 7-5   | 2.92 | 17 | 17 | 2  | 2  | 0  | 101.2 | 85  | 36  | 33  | 5  | 0  | 33  | 87  | 3  | 0  | .227 |
| 2013                     | MINNESOTA           | 2-4   | 6.53 | 10 | 10 | 0  | 0  | 0  | 51.0  | 69  | 38  | 37  | 7  | 5  | 20  | 29  | 4  | 0  | .327 |
|                          | Minor League Totals | 21-21 | 3.51 | 74 | 72 | 4  | 3  | 0  | 377.1 | 356 | 161 | 147 | 26 | 9  | 105 | 337 | 15 | 0  | .249 |
| Major League Totals      |                     | 2-4   | 6.53 | 10 | 10 | 0  | 0  | 0  | 51.0  | 69  | 38  | 37  | 7  | 5  | 20  | 29  | 4  | 0  | .327 |

| GIBSON'S CAREER FIELDING RECORD |       |    |    |   |   |    |    |    |  |
|---------------------------------|-------|----|----|---|---|----|----|----|--|
| POSITION                        | PCT   | G  | PO | A | E | TC | DP | PB |  |
| Pitcher                         | 1.000 | 10 | 1  | 4 | 0 | 5  | 1  | —  |  |

| GIBSON'S DAY-BY-DAY    |      |        |            |             |           |           |           |          |           |                 |                 |
|------------------------|------|--------|------------|-------------|-----------|-----------|-----------|----------|-----------|-----------------|-----------------|
| Date                   | Opp. | Dec.   | IP         | H           | R         | ER        | HR        | BB       | SO        | IR/IRS          |                 |
| June 29                | KC   | W(1-0) | 6.0        | 8           | 2         | 2         | 0         | 0        | 5         | --              |                 |
| <b>JUNE TOTALS</b>     |      |        | <b>1-0</b> | <b>6.0</b>  | <b>8</b>  | <b>2</b>  | <b>2</b>  | <b>0</b> | <b>5</b>  | <b>3.00 ERA</b> |                 |
| July 4                 | NYN  | L(1-1) | 5.1        | 11          | 8         | 8         | 0         | 1        | 2         | --              |                 |
| July 9                 | @TB  | L(1-2) | 6.0        | 4           | 4         | 4         | 0         | 4        | 3         | --              |                 |
| July 14                | @NYN | W(2-2) | 5.0        | 5           | 3         | 2         | 0         | 4        | 1         | --              |                 |
| <b>PRE-ASG TOTALS</b>  |      |        | <b>2-2</b> | <b>22.1</b> | <b>28</b> | <b>17</b> | <b>16</b> | <b>0</b> | <b>9</b>  | <b>11</b>       | <b>6.45 ERA</b> |
| July 23                | @LAA | ND     | 6.0        | 5           | 2         | 2         | 1         | 4        | --        | --              |                 |
| July 28                | @SEA | L(2-3) | 5.0        | 7           | 5         | 5         | 2         | 1        | 3         | --              |                 |
| <b>JULY TOTALS</b>     |      |        | <b>1-3</b> | <b>27.1</b> | <b>32</b> | <b>22</b> | <b>21</b> | <b>4</b> | <b>11</b> | <b>13</b>       | <b>6.91 ERA</b> |
| August 3               | HOU  | ND     | 3.0        | 9           | 4         | 4         | 1         | 1        | 2         | --              |                 |
| August 9(1)            | @CWS | ND     | 5.2        | 4           | 3         | 3         | 2         | 4        | 4         | --              |                 |
| August 14              | CLE  | ND     | 5.1        | 6           | 3         | 3         | 0         | 2        | 3         | --              |                 |
| August 19              | NYM  | L(2-4) | 3.2        | 10          | 4         | 4         | 0         | 2        | 2         | --              |                 |
| <b>AUGUST TOTALS</b>   |      |        | <b>0-1</b> | <b>17.2</b> | <b>29</b> | <b>14</b> | <b>14</b> | <b>3</b> | <b>9</b>  | <b>11</b>       | <b>7.13 ERA</b> |
| <b>POST-ASG TOTALS</b> |      |        | <b>0-2</b> | <b>28.2</b> | <b>41</b> | <b>21</b> | <b>21</b> | <b>7</b> | <b>11</b> | <b>18</b>       | <b>6.59 ERA</b> |
| <b>SEASON TOTALS</b>   |      |        | <b>2-4</b> | <b>51.0</b> | <b>69</b> | <b>38</b> | <b>37</b> | <b>7</b> | <b>20</b> | <b>29</b>       | <b>6.53 ERA</b> |



# ERIC FRYER

CATCHER

54

HEIGHT/WEIGHT: 6-2/215  
BORN: 8/26/85 in Columbus, OH  
RESIDES: Reynoldsburg, OH

BATS/THROWS: R/R  
AGE: 28

ACQUIRED: Signed as minor league free agent, 11/10/12

M.L. SERVICE: 107 days

CONTRACT STATUS: Signed thru 2013

**PERSONAL:** Eric Joseph Fryer...wife Alison...sons Caleb (8/3/10) and Noah (12/20/12)...2004 graduate of Reynoldsburg (OH) High School where he was a member of the varsity baseball team for four years and a four-time All-League, three-time All-District and All-State selection as a senior...played basketball for two years in high school...was a member of the National Honor Society at Reynoldsburg High School...played baseball for three seasons at Ohio State University from 2005-07...received his Bachelors of Science Degree in Education with an emphasis in Sports Management from Ohio State in 2010.

## 2013:

- Was an invite to Twins spring training and reassigned to minor league camp Mach 17; reported to Triple-A Rochester.
- Hit first career grand slam May 17 vs. Durham.
- 18 of his 43 hits (42%) in the regular season went for extra bases (11 doubles, 2 triples, 5 home runs).
- Red Wings went 36-22 when he started at catcher.
- Had contact purchased by Minnesota September 6.
- Made Twins debut as a defensive replacement September 11 vs. Oakland and homered in first plate appearance, becoming the sixth Twin to do so, first since 2011 (Luke Hughes).
- Hit safely in five of six games with the Twins and drove in a run four of those.

**2012:** Was an invite to Pirates spring training...started season with Triple-A Indianapolis and was Indians Opening Day starter behind the plate, going 1-for-3 with a double April 6 at Toledo...had contract selected by Pittsburgh June 26...made Pirates debut as pinch-runner July 1 and also played the final inning in left field...was first career major league appearance in the outfield...played in four games, going 1-for-3 as pinch hitter, before being optioned back to Triple-A July 7...batted .391 (9-for-23) in 13 July games for Indianapolis...recalled by Pittsburgh September 1 and played in two games for the Pirates to finish the season.

**2011:** Began season with Double-A Altoona (Pittsburgh)...batted .417 (25-for-60) with three home runs and 10 RBI in 21 May games...batted .345 (39-for-113) in 37 games with the Curve...promoted to Triple-A Indianapolis May 30...batted .262 (17-for-65) in 21 games for the Indians before being selected by Pittsburgh June 24...made major league debut as starting catcher June 26 vs. Boston, going 0-for-3 with a walk...recorded first major league hit, singling off John Lannan July 2 at Washington (Game 2)...recorded first career multi-hit game July 17 at Houston...optioned to Indianapolis August 2 after Ryan Doumit was reinstated from the disabled list...batted .272 (70-for-257) with nine doubles, three triples, seven home runs and 27 RBI in 85 games between Double-A Altoona and Triple-A Indianapolis.

**2010:** Spent a majority of the season with Single-A Bradenton...batted .317 (26-for-82) in May...suffered a high left ankle sprain June 6 and did not return to action until June 22...placed on the disabled list with a left eye socket fracture after being hit in the head by a pitch July 2...had three-game rehab assignment with GCL Pirates July 26-28 before being recalled from rehab and reinstated from the disabled list July 29...recorded season-high four hits August 20 at Jupiter...batted .385 (25-for-65) in 20 August games...batted .340 (32-for-94) with runners in scoring position.

**2009:** Started season with Single-A Tampa (Yankees), making 55 appearances in left field, five appearances (2 starts) at catcher and one start in right field...batted .311 (14-for-45) in his first 12 games...hit safely in each of his last eight games with Tampa and in 12 of his last 13...acquired by Pittsburgh June 29 and was assigned to Single-A Lynchburg where he made all 37 defensive appearances behind the plate.

**2008:** Spent season with Single-A West Virginia...batted .363 (33-for-91) in 26 June games, .348 (39-for-112) in 28 July games and .339 (37-for-109) in 28 August games...batted .361 (99-for-274) in final 71 games...won South Atlantic League batting title and led the league in on-base percentage (.408)...ranked third in the league in slugging percentage (.506)...named to SAL postseason All-Star team.

**2007:** Began professional career with Rookie Helena (Brewers)...made 33 appearances as catcher and 10 as the designated hitter...hit first professional home run June 28 at Missoula.

**AMATEUR CAREER:** Played at Ohio State University from 2005-07...batted .338 (205-for-606) with 36 doubles, seven triples, 10 home runs, 126 RBI and 118 runs scored in 172 career games at OSU...batted .368 (78-for-212) in 58 games as a sophomore in 2006...led the Buckeyes in doubles (16), ranked second in RBI (50), third in hits (74) and tied for fifth in batting average (.322) as a junior in 2007...earned second team All-Big Ten honors in 2006 and 2007 and was an All-Mideast Region selection in 2006.

**PROFESSIONAL:** Milwaukee's 10th round pick in the 2007 First-Year Player Draft...signed by scout Mike Farrell.

2013

## FRYER'S GAME HIGHS

CAREER

Hits: 1, 5x, last 9/29 vs. CLE

HR: 1, 9/11 vs. OAK

Hits: 2, 2x, last 7/24/11 vs. STL

HR: 1, 9/11/13 vs. OAK

RBI: 1, 4x, last 9/29 vs. CLE

Grand Slams: --

RBI: 1, 4x, last 9/29/13 vs. CLE

Grand Slams: --

Hit-Streak: 4, 9/18-29

SB: --

Hit-Streak: 4, 9/18-29/13

SB: 1, 7/24/11 vs. STL

## FRYER'S BATTING RECORD

| YEAR                          | CLUB          | AVG  | G   | AB   | R   | H   | 2B | 3B | HR | RBI | SH | SF | HB | BB  | SO  | SB | CS | E  | OBP  |
|-------------------------------|---------------|------|-----|------|-----|-----|----|----|----|-----|----|----|----|-----|-----|----|----|----|------|
| 2007                          | Helena        | .209 | 43  | 139  | 25  | 29  | 7  | 0  | 3  | 19  | 1  | 1  | 2  | 14  | 28  | 4  | 3  | 5  | .288 |
| 2008                          | West Virginia | .335 | 104 | 385  | 76  | 129 | 26 | 5  | 10 | 63  | 0  | 3  | 6  | 43  | 74  | 15 | 3  | 14 | .407 |
| 2009                          | Tampa         | .250 | 59  | 224  | 34  | 56  | 11 | 2  | 2  | 24  | 0  | 2  | 2  | 27  | 43  | 11 | 5  | 4  | .333 |
|                               | Lynchburg     | .242 | 47  | 157  | 22  | 38  | 11 | 0  | 3  | 14  | 1  | 0  | 7  | 22  | 25  | 0  | 0  | 3  | .360 |
| 2010                          | GCL Pirates   | .143 | 3   | 7    | 1   | 1   | 0  | 0  | 0  | 0   | 0  | 0  | 0  | 5   | 0   | 1  | 0  | 0  | .500 |
|                               | Bradenton     | .300 | 83  | 287  | 53  | 86  | 16 | 5  | 8  | 48  | 2  | 3  | 8  | 37  | 64  | 10 | 1  | 6  | .391 |
| 2011                          | Altoona       | .345 | 37  | 113  | 24  | 39  | 4  | 2  | 5  | 16  | 3  | 1  | 1  | 16  | 21  | 1  | 0  | 2  | .427 |
|                               | Indianapolis  | .203 | 38  | 118  | 16  | 24  | 5  | 1  | 2  | 11  | 2  | 0  | 2  | 21  | 30  | 3  | 0  | 3  | .333 |
|                               | PITTSBURGH    | .269 | 10  | 26   | 5   | 7   | 0  | 0  | 0  | 0   | 0  | 0  | 0  | 3   | 7   | 1  | 1  | 1  | .345 |
| 2012                          | Indianapolis  | .204 | 65  | 162  | 14  | 33  | 7  | 0  | 0  | 10  | 1  | 1  | 2  | 10  | 38  | 1  | 0  | 2  | .257 |
|                               | PITTSBURGH    | .250 | 6   | 4    | 0   | 1   | 0  | 0  | 0  | 0   | 0  | 0  | 1  | 1   | 0   | 0  | 0  | 0  | .400 |
| 2013                          | Rochester     | .215 | 65  | 200  | 32  | 43  | 11 | 2  | 5  | 31  | 1  | 3  | 4  | 35  | 47  | 8  | 0  | 3  | .339 |
|                               | MINNESOTA     | .385 | 6   | 13   | 2   | 5   | 1  | 0  | 1  | 4   | 0  | 0  | 0  | 3   | 3   | 0  | 0  | 0  | .500 |
| <b>Minor League Totals</b>    |               | .267 | 544 | 1792 | 297 | 478 | 98 | 17 | 38 | 236 | 11 | 14 | 34 | 230 | 370 | 54 | 12 | 42 | .358 |
| <b>National League Totals</b> |               | .267 | 16  | 30   | 5   | 8   | 0  | 0  | 0  | 0   | 0  | 0  | 4  | 8   | 1   | 1  | 1  | 1  | .353 |
| <b>American League Totals</b> |               | .385 | 6   | 13   | 2   | 5   | 1  | 0  | 1  | 4   | 0  | 0  | 0  | 3   | 3   | 0  | 0  | 0  | .500 |
| <b>Major League Totals</b>    |               | .302 | 22  | 43   | 7   | 13  | 1  | 0  | 1  | 4   | 0  | 0  | 0  | 7   | 11  | 1  | 1  | 1  | .400 |

## FRYER'S CAREER FIELDING RECORD

| POSITION      | PCT         | G         | PO        | A        | E        | TC        | DP       | PB       |
|---------------|-------------|-----------|-----------|----------|----------|-----------|----------|----------|
| Catcher       | .987        | 13        | 70        | 7        | 1        | 78        | 0        | 0        |
| Outfield      |             | 2         | 0         | 0        | 0        | 0         | 0        | —        |
| <b>Totals</b> | <b>.987</b> | <b>15</b> | <b>70</b> | <b>7</b> | <b>1</b> | <b>78</b> | <b>0</b> | <b>0</b> |



# LIAM HENDRIKS

# 62

**RIGHT-HANDED PITCHER**

**HEIGHT/WEIGHT:** 6-1/205  
**BORN:** 2/10/89 in Perth, Australia  
**RESIDES:** Perth, Australia

**BATS/THROWS:** R/R  
**AGE:** 24

**ACQUIRED:** Signed as non-drafted free agent, 2/25/07  
**M.L. SERVICE:** 1 year, 2 days  
**CONTRACT STATUS:** Signed thru 2013

2013 PLAYERS

**PERSONAL:** Liam Johnson Hendriks...attended Sacred Heart College in Australia.

## 2013:

- Made Twins Opening Day roster for the second time in career.
- Made two starts for the Twins, going 0-1, 4.66 ERA (9.2 IP, 5 ER) with one walk and five strikeouts and was optioned to Triple-A Rochester April 13 when the Twins activated Scott Diamond from the 15-day disabled list.
- Tossed a complete game June 30 at Syracuse, allowing two runs on six hits with one walk and four strikeouts in 8.0 innings, but was dealt the loss.
- Went 1-1, 3.26 ERA (19.1 IP, 7 ER) with three walks and 15 strikeouts in three August starts before being recalled by Minnesota August 24.
- Earned second career win August 30 at Texas, allowing two runs (1 earned) on five hits in 6.0 innings pitched, his 25th major league start.
- Made relief appearance September 21 at Oakland, throwing 102 pitches, fifth most in a relief appearance in Twins history.
- Made second relief appearance September 27 vs. Cleveland, striking out eight batters, the most for a Twins pitcher in 2013, also tied for third most in a relief appearance in Twins history.

**2012:** Made Twins Opening Day roster for first time in career...replaced Scott Baker (elbow) in Twins rotation and made first start April 15 vs. Texas, allowing one run on seven hits in 6.0 innings with no walks and four strikeouts...made four starts for Twins, going 0-2, 9.00 (18.0 IP, 18 ER) before being optioned to Triple-A Rochester May 7...named International League Pitcher of the Week June 4-10 after going 2-0, 0.00 (15.2 IP) with seven hits allowed, three walks and 18 strikeouts...pitched 7.0-inning complete game shutout June 4 vs. Columbus, then followed it up with 8.2 shutout innings and 10 strikeouts June 9 at Indianapolis...went 5-0, 1.94 (46.1 IP, 10 ER) with 42 strikeouts, 13 walks and one complete game in seven starts for Red Wings...recalled by Twins June 16...made four starts for Twins and was optioned back to Rochester July 3...posted 23.0-inning scoreless streak at Rochester June 4-July 13...suffered first Triple-A loss of the season while at Rochester July 23 at Durham after winning first seven decisions...pitched 7.0-plus innings with two-or-fewer runs allowed in 10 of 16 starts for Red Wings...recalled by Twins August 21...was 9-3, 2.20 (106.1 IP, 26 ER) in 16 starts for Wings at the time of recall...tied for first on the club in wins (9), first in innings pitched (106.1) and second in strikeouts (82)...pitched first major league career complete game, allowing one run on three hits and a season-high six strikeouts but was dealt the loss August 27 vs. Seattle; Felix Hernandez pitched a complete game shutout for Mariners...earned first major league win allowing two runs on two hits in 6.0 innings with two walks and two strikeouts September 19 at Cleveland, the win snapped his streak of 17 consecutive starts without a victory, tying Tampa Bay's Jason Hammel (2006-07) and the Mets Craig Anderson (1962-64) for third most all-time...became one of 16 Australian-born pitchers to win a major league game...ranked second in entire Twins organization in starts (32) and innings pitched (191.2).

**2011:** Started season with Double-A New Britain...named Twins minor league Player of the Week June 4-10 after going 2-0, 0.69 (13.0 IP, 1 ER) with 12 hits allowed, one walk and 10 strikeouts in two starts...selected to pitch for World Team in XM Futures Game July 10 at Chase Field in Arizona, allowing one run on two hits in 1.0 inning pitched...voted by fans as Eastern League All-Star...promoted to Rochester July 19...had contract selected by Twins September 6...became ninth Australian-born player to get the call-up to the majors in 2011, the most Australians to make it to the big leagues in a single season (previous high of eight in 2008)...made first career start September 6 vs. Chicago-AL and became first Australian player since July 1, 2004 (Travis Blackley, Mariners) to make MLB debut as a starting pitcher...despite suffering the loss, pitched 7.0 innings, allowing three runs on four hits with four strikeouts and three walks...became 28th Australian-born player and 20th pitcher to ever play in the major leagues...combined to go 12-6, 3.36 (139.1 IP, 52 ER) with 111 strikeouts and 21 walks in 25 games (24 starts) between Triple-A Rochester and Double-A New Britain...combined to go 12-8, 3.76 (162.2 IP, 68 ER) with 127 strikeouts and 27 walks in 29 games (28 starts) between both minor league teams and the Twins...led Twins organization in strikeouts (127) and ranked second in wins (12)...ranked second among all Twins minor leaguers in strikeouts (111), fifth in innings pitched (139.1) and seventh in starts (24)...named 10th annual Jim Rantz Award recipient as Twins minor league Pitcher of the Year...named as the right-handed starting pitcher on MiLB.com's 2011 Twins organizational All-Star team...ranked seventh best prospect in the Twins organization and best control among Twins minor leaguers by *Baseball America* following the season.

**2010:** Started season at Single-A Beloit...did not allow a run in first three starts (17.0 innings), and allowed just two runs over first five starts (28.0 innings)...named Midwest League Player of the Week April 8...promoted to Single-A Ft. Myers May 10...named to 2010 Futures All-Star Game, but did not pitch due to appendectomy surgery (July 4-August 18)...ranked by *Baseball America* as 14th best prospect in Florida State League...named sixth best prospect in the Twins organization and best control by *Baseball America*...pitched in Australian Baseball League in offseason...threw 26.1 innings over eight appearances (6 starts).

**2009:** Made three starts for Rookie Elizabethton before being promoted to Single-A Beloit July 8...allowed just four earned runs in first three starts (18.1 IP), posting a 1.96 ERA...pitched in World Baseball Classic for Team Australia...pitched two games out of bullpen vs. Team Mexico.

**2008:** Spent entire year on disabled list with a nerve injury.

**2007:** Started professional career with Gulf Coast League Twins...made 10 starts, including five starts without allowing a run...struck out a season-high 11 batters in 6.0 scoreless innings August 18.

**PROFESSIONAL:** Signed by Twins scout Howard Norsetter.

## 2013

## HENDRIKS' GAME HIGHS

## CAREER

IP: 6.1, 8/9 at CWS  
 SO: 8, 9/27 vs. CLE  
 Win-Streak: 1, 8/30

Walks: 3, 2x, last 9/16 at CWS  
 CG: --  
 Low-Hit: --

IP: 9.0, 8/27/12 vs. SEA  
 SO: 8, 9/27/13 vs. CLE  
 Win-Streak: 1, 2x, last 8/30/13

Walks: 4, 7/2/12 at DET  
 CG: 1, 8/27/12 vs. SEA  
 Low-Hit: 3, 8/27/12 vs. SEA

## HENDRIKS' PITCHING RECORD

| YEAR                       | CLUB                   | W-L          | ERA         | G          | GS        | CG       | SH       | SV       | IP           | H          | R          | ER         | HR        | HB        | BB         | SO         | WP        | BK       | BAA         |
|----------------------------|------------------------|--------------|-------------|------------|-----------|----------|----------|----------|--------------|------------|------------|------------|-----------|-----------|------------|------------|-----------|----------|-------------|
| 2007                       | GCL Twins              | 4-2          | 2.05        | 10         | 10        | 0        | 0        | 0        | 44.0         | 41         | 14         | 10         | 2         | 1         | 11         | 52         | 0         | 0        | .241        |
| 2008                       | INJURED - DID NOT PLAY |              |             |            |           |          |          |          |              |            |            |            |           |           |            |            |           |          |             |
| 2009                       | Elizabethton           | 2-0          | 3.71        | 3          | 3         | 0        | 0        | 0        | 17.0         | 19         | 8          | 7          | 0         | 0         | 1          | 13         | 0         | 0        | .271        |
|                            | Beloit                 | 3-5          | 3.51        | 11         | 11        | 0        | 0        | 0        | 66.2         | 73         | 34         | 26         | 3         | 2         | 15         | 62         | 5         | 1        | .278        |
| 2010                       | Beloit                 | 2-1          | 1.32        | 6          | 6         | 0        | 0        | 0        | 34.0         | 16         | 6          | 5          | 0         | 1         | 4          | 39         | 2         | 0        | .138        |
|                            | Ft. Myers              | 6-3          | 1.93        | 13         | 12        | 1        | 0        | 0        | 74.2         | 63         | 20         | 16         | 2         | 1         | 8          | 66         | 3         | 0        | .225        |
| 2011                       | New Britain            | 8-2          | 2.70        | 16         | 15        | 2        | 0        | 0        | 90.0         | 85         | 30         | 27         | 5         | 3         | 18         | 81         | 0         | 0        | .248        |
|                            | Rochester              | 4-4          | 4.56        | 9          | 9         | 0        | 0        | 0        | 49.1         | 52         | 26         | 25         | 0         | 2         | 3          | 30         | 1         | 1        | .277        |
|                            | MINNESOTA              | 0-2          | 6.17        | 4          | 4         | 0        | 0        | 0        | 23.1         | 29         | 16         | 16         | 3         | 0         | 6          | 16         | 1         | 0        | .312        |
| 2012                       | Rochester              | 9-3          | 2.20        | 16         | 16        | 1        | 1        | 0        | 106.1        | 76         | 28         | 26         | 5         | 1         | 28         | 82         | 3         | 0        | .201        |
|                            | MINNESOTA              | 1-8          | 5.59        | 16         | 16        | 1        | 0        | 0        | 85.1         | 106        | 61         | 53         | 17        | 4         | 26         | 50         | 4         | 0        | .305        |
| 2013                       | Rochester              | 4-8          | 4.67        | 16         | 16        | 1        | 0        | 0        | 98.1         | 115        | 56         | 51         | 9         | 3         | 15         | 62         | 2         | 0        | .294        |
|                            | MINNESOTA              | 1-3          | 6.85        | 10         | 8         | 0        | 0        | 0        | 47.1         | 67         | 39         | 36         | 10        | 3         | 14         | 34         | 1         | 0        | .327        |
| <b>Minor League Totals</b> |                        | <b>42-28</b> | <b>2.99</b> | <b>100</b> | <b>98</b> | <b>5</b> | <b>1</b> | <b>0</b> | <b>580.1</b> | <b>540</b> | <b>222</b> | <b>193</b> | <b>26</b> | <b>14</b> | <b>103</b> | <b>487</b> | <b>16</b> | <b>2</b> | <b>.245</b> |
| <b>Major League Totals</b> |                        | <b>2-13</b>  | <b>6.06</b> | <b>30</b>  | <b>28</b> | <b>1</b> | <b>0</b> | <b>0</b> | <b>156.0</b> | <b>202</b> | <b>116</b> | <b>105</b> | <b>30</b> | <b>7</b>  | <b>46</b>  | <b>100</b> | <b>6</b>  | <b>0</b> | <b>.313</b> |

## HENDRIKS' CAREER FIELDING RECORD

| POSITION | PCT   | G  | PO | A  | E | TC | DP | PB |
|----------|-------|----|----|----|---|----|----|----|
| Pitcher  | 1.000 | 30 | 10 | 17 | 0 | 27 | 1  | -- |

## HENDRIKS' BATTING RECORD

| BATTING | AVG  | AB | R | H | 2B | 3B | HR | RBI | SH | SF | HB | BB | SO | SB | CS | OBP  |
|---------|------|----|---|---|----|----|----|-----|----|----|----|----|----|----|----|------|
| Career  | .000 | 2  | 0 | 0 | 0  | 0  | 0  | 0   | 0  | 0  | 0  | 0  | 1  | 0  | 0  | .000 |

## HENDRIKS' WORLD BASEBALL CLASSIC RECORD

| YEAR | CLUB      | W-L | ERA   | G | GS | CG | SH | SV | IP  | H | R | ER | HR | HB | BB | SO | WP | BK | BAA  |
|------|-----------|-----|-------|---|----|----|----|----|-----|---|---|----|----|----|----|----|----|----|------|
| 2009 | Australia | 0-0 | 10.80 | 2 | 0  | 0  | 0  | 0  | 1.2 | 3 | 2 | 2  | 0  | 0  | 1  | 1  | 0  | 0  | .375 |

## HENDRIKS' DAY-BY-DAY

| Date                    | Opp. | Dec.         | IP          | H         | R         | ER        | HR        | BB        | SO        | IR/IRS          |
|-------------------------|------|--------------|-------------|-----------|-----------|-----------|-----------|-----------|-----------|-----------------|
| April 5                 | @BAL | ND           | 4.2         | 8         | 4         | 4         | 0         | 1         | 1         | --              |
| April 10                | @KC  | L(0-1)       | 5.0         | 4         | 1         | 1         | 1         | 0         | 4         | --              |
| <b>APRIL TOTALS</b>     |      | <b>0-1-0</b> | <b>9.2</b>  | <b>12</b> | <b>5</b>  | <b>5</b>  | <b>1</b>  | <b>1</b>  | <b>5</b>  | <b>4.66 ERA</b> |
| <b>PRE-ASG TOTALS</b>   |      | <b>0-1-0</b> | <b>9.2</b>  | <b>12</b> | <b>5</b>  | <b>5</b>  | <b>1</b>  | <b>1</b>  | <b>5</b>  | <b>4.66 ERA</b> |
| August 9(2)             | @CWS | ND           | 6.1         | 7         | 2         | 2         | 2         | 1         | 3         | --              |
| August 24               | @CLE | L(0-2)       | 4.1         | 7         | 7         | 7         | 2         | 1         | 0         | --              |
| August 30               | @TEX | W(1-2)       | 6.0         | 5         | 2         | 1         | 1         | 3         | 2         | --              |
| <b>AUGUST TOTALS</b>    |      | <b>1-1-0</b> | <b>16.2</b> | <b>19</b> | <b>11</b> | <b>10</b> | <b>5</b>  | <b>5</b>  | <b>5</b>  | <b>5.40 ERA</b> |
| Sept. 4                 | @HOU | ND           | 4.1         | 8         | 5         | 3         | 0         | 2         | 3         | --              |
| Sept. 10                | OAK  | ND           | 5.1         | 7         | 3         | 3         | 1         | 0         | 6         | --              |
| Sept. 16                | @CWS | L(1-3)       | 0.2         | 5         | 7         | 7         | 0         | 3         | 0         | --              |
| Sept. 21                | @OAK | ND           | 6.0         | 8         | 3         | 3         | 2         | 1         | 7         | 0/0             |
| Sept. 27                | CLE  | ND           | 4.2         | 8         | 5         | 5         | 1         | 2         | 8         | 0/0             |
| <b>SEPTEMBER TOTALS</b> |      | <b>0-1-0</b> | <b>21.0</b> | <b>36</b> | <b>23</b> | <b>21</b> | <b>4</b>  | <b>8</b>  | <b>24</b> | <b>9.00 ERA</b> |
| <b>POST-ASG TOTALS</b>  |      | <b>1-2-0</b> | <b>37.2</b> | <b>55</b> | <b>34</b> | <b>31</b> | <b>9</b>  | <b>13</b> | <b>29</b> | <b>7.41 ERA</b> |
| <b>SEASON TOTALS</b>    |      | <b>1-3-0</b> | <b>47.1</b> | <b>67</b> | <b>39</b> | <b>36</b> | <b>10</b> | <b>14</b> | <b>34</b> | <b>6.85 ERA</b> |



# PEDRO HERNANDEZ 60

**LEFT-HANDED PITCHER**

HEIGHT/WEIGHT: 5-10/208      BATS/THROWS: L/L  
 BORN: 4/12/89 in Barquisimeto, Venezuela      AGE: 24  
 RESIDES: Barquisimeto, Venezuela  
 ACQUIRED: Trade with Chicago-AL, 7/28/12  
 M.L. SERVICE: 78 days  
 CONTRACT STATUS: Signed thru 2013

2013 PLAYERS

**PERSONAL:** Pedro Michel Hernandez...wife Jackie...daughter Bianca Glennis (7/28/12).

**2013:**

- Started the season on the Triple-A Rochester roster but did not appear before their season started, due to recall by Minnesota April 7.
- Recorded his first major league win April 27 vs. Texas, tossing 5.0 shutout innings with five hits allowed, one walk and three strikeouts.
- Appeared in eight games (5 starts) for the Twins, before being optioned to Triple-A Rochester May 20.
- Appeared in eight games (7 starts) for the Red Wings, before being recalled by Minnesota June 23...made the start that day at Cleveland, earning the win as the Twins placed Mike Pelfrey on the 15-day disabled list...optioned back to Rochester after the game.
- Placed on 7-day disabled list July 11 with a left forearm strain...made two appearances on rehab assignment with GCL Twins and reinstated August 19...had option transferred to Double-A New Britain and went 1-0, 0.82 ERA (11.0 IP, 1 ER) in two starts.
- Recalled by Minnesota for last time August 30 and made five starts to finish the season.

**2012:** Started season with Double-A Birmingham (Chicago-AL)...won seven straight decisions April 14-May 31, including a record of 5-0, 2.08 (39.0 IP, 9 ER) with 21 strikeouts in six May starts...spent two stints on the 7-day disabled list with a left ribcage contusion April 15-27 and June 6-25 with a left shoulder strain...promoted to Triple-A Charlotte July 6...recalled by the White Sox July 18 and made major league debut in a start July 18 at Boston, allowing eight runs on 12 hits in 4.0 innings and was dealt the loss...optioned back to Charlotte July 18...acquired by Minnesota along with infielder Eduardo Escobar in exchange for pitcher Francisco Liriano July 28; assigned to Triple-A Rochester...made four starts for the Red Wings, going 0-2, 5.19 (17.1 IP, 10 ER) with 11 strikeouts and one walk...placed on 7-day disabled list with left rotator cuff strain August 23, ending his season.

**2011:** Began season with Single-A Lake Elsinore (San Diego), going 5-0, 2.70 (56.2 IP, 17 ER) with 66 strikeouts in 15 games (6 starts)...named to the California League All-Star team...went 2-0, 1.90 (23.2 IP, 5 ER) in nine relief appearance and 3-0, 3.27 (33.0 IP, 12 ER) in six starts for the Storm...combined to go 10-3, 3.49 (116.0 IP, 45 ER) with 94 strikeouts in 28 games (18 starts) between all three levels...acquired by the White Sox along with pitcher Simon Castro for outfielder Carlos Quentin December 31.

**2010:** Spent entire season with Single-A Ft. Wayne, going 4-3, 4.04 (100.1 IP, 45 ER) with 79 strikeouts in 29 games (13 starts)...went 3-0, 3.39 (61.0 IP, 23 ER) in 13 starts and 1-3, 5.03 (39.1 IP, 22 ER) in 16 relief appearances.

**2009:** Split season between Rookie Peoria and Single-A Eugene, going 4-2, 6.52 (49.2 IP, 36 ER) with 46 strikeouts in 13 games (9 starts).

**2008:** Spent season with DSL Padres and went 7-2, 1.42 (63.1 IP, 10 ER) with 74 strikeouts in 14 games (8 starts)...went 5-1, 0.82 (43.2 IP, 4 ER) as a starter...held left-handed batters to a .185 (5-for-27) average and right-handers to a .220 (45-for-205) average.

**2007:** Made professional debut with the DSL Padres, going 0-1, 2.03 (13.1 IP, 3 ER) in nine games.

**PROFESSIONAL:** Signed by San Diego as a free agent November 1, 2006; signed by Yfrain Linares.

**2013**

**HERNANDEZ'S GAME HIGHS**

**CAREER**

IP: 6.0, 9/3 at HOU  
 SO: 4, 5/13 vs. CWS  
 Win-Streak: 2, 4/27-5/13

Walks: 6, 6/23 at CLE  
 CG: --  
 Low-Hit: --

IP: 6.0, 9/3/13 at HOU  
 SO: 4, 5/13/13 vs. CWS  
 Win-Streak: 2, 4/27-5/13/13

Walks: 6, 6/23/13 at CLE  
 CG: --  
 Low-Hit: --

### HERNANDEZ'S PLAYING RECORD

| YEAR                       | CLUB          | W-L          | ERA         | G          | GS        | CG       | SH       | SV       | IP           | H          | R          | ER         | HR        | HB        | BB        | SO         | WP        | BK       | BAA         |
|----------------------------|---------------|--------------|-------------|------------|-----------|----------|----------|----------|--------------|------------|------------|------------|-----------|-----------|-----------|------------|-----------|----------|-------------|
| 2007                       | DSL Padres    | 0-1          | 2.03        | 9          | 0         | 0        | 0        | 1        | 13.1         | 12         | 6          | 3          | 1         | 2         | 4         | 13         | 0         | 1        | .245        |
| 2008                       | DSL Padres    | 7-2          | 1.42        | 14         | 8         | 0        | 0        | 0        | 63.1         | 50         | 21         | 10         | 2         | 2         | 6         | 74         | 2         | 0        | .216        |
| 2009                       | Peoria        | 4-0          | 3.78        | 7          | 5         | 0        | 0        | 0        | 33.1         | 33         | 15         | 14         | 2         | 1         | 4         | 31         | 1         | 2        | .260        |
|                            | Eugene        | 0-2          | 9.92        | 6          | 4         | 0        | 0        | 0        | 16.1         | 31         | 21         | 18         | 4         | 2         | 4         | 15         | 3         | 2        | .408        |
| 2010                       | Fort Wayne    | 4-3          | 4.04        | 29         | 13        | 0        | 0        | 0        | 100.1        | 122        | 62         | 45         | 6         | 7         | 17        | 79         | 2         | 1        | .295        |
| 2011                       | Lake Elsinore | 5-0          | 2.70        | 15         | 6         | 0        | 0        | 0        | 56.2         | 52         | 19         | 17         | 3         | 0         | 6         | 44         | 0         | 0        | .239        |
|                            | Tucson        | 2-1          | 6.00        | 4          | 4         | 0        | 0        | 0        | 18.0         | 28         | 17         | 12         | 3         | 0         | 6         | 7          | 0         | 0        | .364        |
|                            | San Antonio   | 3-2          | 3.48        | 9          | 8         | 0        | 0        | 0        | 41.1         | 39         | 17         | 16         | 4         | 0         | 10        | 43         | 0         | 0        | .245        |
| 2012                       | Birmingham    | 7-2          | 2.75        | 12         | 12        | 0        | 0        | 0        | 68.2         | 68         | 21         | 21         | 6         | 0         | 18        | 37         | 0         | 1        | .260        |
|                            | Charlotte     | 1-0          | 3.71        | 3          | 2         | 0        | 0        | 0        | 17.0         | 18         | 8          | 7          | 1         | 0         | 3         | 17         | 0         | 0        | .281        |
|                            | CHICAGO-AL    | 0-1          | 18.00       | 1          | 1         | 0        | 0        | 0        | 4.0          | 12         | 8          | 8          | 3         | 0         | 1         | 2          | 0         | 0        | .500        |
|                            | Rochester     | 0-2          | 5.19        | 4          | 4         | 0        | 0        | 0        | 17.1         | 25         | 10         | 10         | 1         | 0         | 1         | 11         | 1         | 0        | .342        |
| 2013                       | GCL Twins     | 0-1          | 2.57        | 2          | 1         | 0        | 0        | 0        | 7.0          | 8          | 2          | 2          | 0         | 0         | 0         | 6          | 1         | 0        | .308        |
|                            | New Britain   | 1-0          | 0.82        | 2          | 2         | 0        | 0        | 0        | 11.0         | 9          | 1          | 1          | 0         | 0         | 3         | 6          | 0         | 0        | .209        |
|                            | Rochester     | 2-2          | 4.50        | 8          | 7         | 1        | 0        | 0        | 46.0         | 53         | 28         | 23         | 8         | 1         | 12        | 33         | 0         | 0        | .290        |
|                            | MINNESOTA     | 3-3          | 6.83        | 14         | 12        | 0        | 0        | 0        | 56.2         | 80         | 43         | 43         | 10        | 0         | 23        | 29         | 1         | 1        | .338        |
| <b>Minor League Totals</b> |               | <b>36-18</b> | <b>3.51</b> | <b>124</b> | <b>76</b> | <b>1</b> | <b>0</b> | <b>1</b> | <b>509.2</b> | <b>548</b> | <b>248</b> | <b>199</b> | <b>41</b> | <b>15</b> | <b>94</b> | <b>416</b> | <b>10</b> | <b>7</b> | <b>.274</b> |
| <b>Major League Totals</b> |               | <b>3-4</b>   | <b>7.57</b> | <b>15</b>  | <b>13</b> | <b>0</b> | <b>0</b> | <b>0</b> | <b>60.2</b>  | <b>92</b>  | <b>51</b>  | <b>51</b>  | <b>13</b> | <b>0</b>  | <b>24</b> | <b>31</b>  | <b>1</b>  | <b>1</b> | <b>.352</b> |

### HERNANDEZ'S CAREER FIELDING RECORD

| POSITION | PCT   | G  | PO | A  | E | TC | DP | PB |
|----------|-------|----|----|----|---|----|----|----|
| Pitcher  | 1.000 | 15 | 1  | 11 | 0 | 12 | 0  | —  |

### HERNANDEZ'S DAY-BY-DAY

| Date                    | Opp. | Dec.         | IP          | H         | R         | ER        | HR        | BB        | SO        | IR/IRS          |
|-------------------------|------|--------------|-------------|-----------|-----------|-----------|-----------|-----------|-----------|-----------------|
| April 7                 | @BAL | ND           | 5.0         | 4         | 3         | 3         | 1         | 3         | 3         | --              |
| April 12                | NYM  | ND           | 4.1         | 4         | 1         | 1         | 1         | 0         | 1         | 3/3             |
| April 23(2)             | MIA  | ND           | 1.0         | 1         | 0         | 0         | 0         | 0         | 0         | 0/0             |
| April 27                | TEX  | W(1-0)       | 5.0         | 5         | 0         | 0         | 0         | 1         | 3         | --              |
| <b>APRIL TOTALS</b>     |      | <b>1-0-0</b> | <b>15.1</b> | <b>14</b> | <b>4</b>  | <b>4</b>  | <b>2</b>  | <b>4</b>  | <b>7</b>  | <b>2.35 ERA</b> |
| May 3                   | @CLE | ND           | 5.1         | 8         | 5         | 5         | 1         | 4         | 2         | --              |
| May 8                   | @BOS | ND           | 2.0         | 7         | 6         | 6         | 2         | 1         | 2         | --              |
| May 13                  | CWS  | W(2-0)       | 5.1         | 6         | 3         | 3         | 0         | 0         | 4         | --              |
| May 19                  | BOS  | L(2-1)       | 4.1         | 9         | 3         | 3         | 1         | 1         | 2         | --              |
| <b>MAY TOTALS</b>       |      | <b>1-1-0</b> | <b>17.0</b> | <b>30</b> | <b>17</b> | <b>17</b> | <b>4</b>  | <b>6</b>  | <b>10</b> | <b>9.00</b>     |
| June 23                 | @CLE | W(3-1)       | 5.0         | 3         | 2         | 2         | 0         | 6         | 2         | --              |
| <b>JUNE TOTALS</b>      |      | <b>1-0-0</b> | <b>5.0</b>  | <b>3</b>  | <b>2</b>  | <b>2</b>  | <b>0</b>  | <b>6</b>  | <b>2</b>  | <b>3.60 ERA</b> |
| <b>PRE-ASG TOTALS</b>   |      | <b>3-1-0</b> | <b>37.1</b> | <b>47</b> | <b>23</b> | <b>23</b> | <b>6</b>  | <b>16</b> | <b>19</b> | <b>5.54 ERA</b> |
| Sept. 3                 | @HOU | ND           | 6.0         | 6         | 2         | 2         | 1         | 0         | 3         | --              |
| Sept. 9                 | LAA  | ND           | 4.2         | 8         | 3         | 3         | 0         | 1         | 3         | --              |
| Sept. 15                | TB   | ND           | 5.0         | 4         | 3         | 3         | 2         | 4         | 2         | --              |
| Sept. 21                | @OAK | L(3-2)       | 2.0         | 8         | 6         | 6         | 1         | 1         | 1         | --              |
| Sept. 27                | CLE  | L(3-3)       | 1.2         | 7         | 6         | 6         | 0         | 1         | 1         | --              |
| <b>SEPTEMBER TOTALS</b> |      | <b>0-2-0</b> | <b>19.1</b> | <b>33</b> | <b>20</b> | <b>20</b> | <b>4</b>  | <b>7</b>  | <b>10</b> | <b>9.31 ERA</b> |
| <b>POST-ASG TOTALS</b>  |      | <b>0-2-0</b> | <b>19.1</b> | <b>33</b> | <b>20</b> | <b>20</b> | <b>4</b>  | <b>7</b>  | <b>10</b> | <b>9.31 ERA</b> |
| <b>SEASON TOTALS</b>    |      | <b>3-3-0</b> | <b>56.2</b> | <b>80</b> | <b>43</b> | <b>43</b> | <b>10</b> | <b>23</b> | <b>29</b> | <b>6.83 ERA</b> |



# CHRIS HERRMANN

CATCHER/OUTFIELDER

12

HEIGHT/WEIGHT: 6-0/198

BATS/THROWS: L/R

BORN: 11/24/87 in Tomball, TX

AGE: 25

RESIDES: Tomball, TX

ACQUIRED: 6th round, 2009 First-Year Player Draft

M.L. SERVICE: 117 days

CONTRACT STATUS: Signed thru 2013

**PERSONAL:** Christopher Herrmann...2006 graduate of Tomball (TX) High School where he was unanimously named as 17-5A First-Team All-District second baseman...attended Alvin (TX) Community College, transferred to the University of Miami as a junior and majored in Sociology.

## 2013:

- Started the season with Triple-A Rochester.
- Went 4-for-6 with three RBI April 24 at Syracuse.
- Hit safely in season-high 10 straight games May 23-June 20...was recalled by Minnesota in the middle of the streak on May 27, appeared in seven games and was optioned back June 14.
- Recalled by Minnesota July 14.
- Went 3-for-5 with a home run and career-high four RBI July 23 at Los Angeles-AL, which included a 10th inning grand slam — the first of three for the Twins on the season.
- Appeared in 27 games (23 starts) at catcher and 24 games (15 starts) in the outfield.

**2012:** Started season with Double-A New Britain...recorded back-to-back four-hit games May 21 and 22 vs. Binghamton...named Twins minor league Player of the Week May 25, batting .450 (9-for-20) with three doubles, one home run, three RBI and six runs scored...named to Eastern League All-Star team; was the East team's back-up catcher and went 0-for-2...batted .325 (40-for-123) off left-handed pitching and .259 (95-for-367) off right-handed pitching at New Britain...had contract selected by Twins September 14...made major league debut September 16 vs. Chicago-AL as a defensive replacement and later grounded out in first at-bat...recorded first major league RBI, grounding out September 19 at Cleveland...recorded first major league hit, singling off Cody Eppley in the ninth inning September 26 vs. New York-AL...ranked second in the Twins entire organization in runs scored (91), sixth in at-bats (508), seventh in walks (59) and eighth in hits (136)...ranked as best defensive catcher in the Twins organization by *Baseball America* entering the 2013 season...played for Peoria Javelinas in the Arizona Fall League, playing in just three games before leaving due to inflammation in left shoulder; batted .500 (5-for-10) with one double and two walks while there.

**2011:** Started season with Single-A Ft. Myers and hit safely in 14 of first 15 games, batting .362 (21-for-58) in that span...struck out just six times in 106 plate appearances (87 at-bats) at Ft. Myers...promoted to Double-A New Britain May 4...led Rock Cats in games caught with 60...played 23 games in outfield...named catcher on MiLB.com's 2011 Twins organizational All-Star team...led Twins "full season" minor leaguers in walks with 79 between both levels...played for Mesa Solar Sox in the Arizona Fall League, batting .380 (19-for-50) with six doubles, two home runs and nine RBI in 15 games...ranked 14th best prospect in Twins organization by *Baseball America* entering 2012.

**2010:** Spent entire season with Single-A Ft. Myers...finished season fourth on team in doubles (17) and games played (107)...ranked fifth on team in on-base percentage (.310) and RBI (30)...caught 42 games for Miracle, throwing out 21 of 59 (36%) base runners...also made 11 appearances in center field and 52 in left field...named to Florida State League Midseason All-Star team.

**2009:** Began professional career with Rookie Elizabethton after signing June 19...had 10-game hit-streak, batting .439 (18-for-41) with 13 runs, two homers, four RBI, five walks and four doubles July 7-16...finished fourth in Appalachian League in runs scored (45).

**AMATEUR CAREER:** Attended Alvin Community College where he was named to the NJCAA Division I All-American team in 2008...named to the JUCO World Series All-Tournament team...honored with the NJCAA Rawlings Big Stick award...transferred to the University of Miami...finished junior year at Miami with team-best .341 batting average...ranked as one of the top hitters in ACC the second half of 2009, hitting .398 over UM's last 30 games...led the 'Ganes in batting average, runs scored (59) and on-base percentage (.458) while ranking second in both hits (73) and walks (41)...named NCBWA Pro-Line Athletic national Player of the Week and Atlantic Coast Conference Player of the Week after hitting .769 (10-for-13) with two homers, eight RBI and eight runs in a three-game series sweep at Wake Forest May 14-16.

**PROFESSIONAL:** Selected by Minnesota in the sixth round of the 2009 First-Year Player Draft; signed by scout Hector Otero...originally selected by Baltimore in the 10th round of the 2008 First-Year Player Draft.

## 2013

## HERRMANN'S GAME HIGHS

## CAREER

Hits: 3, 3x, last 8/22 at DET

HR: 1, 4x, last 8/30 at TEX

Hits: 3, 3x, last 8/22/13 at DET

HR: 1, 4x, last 8/30/13 at TEX

RBI: 4, 7/23 at LAA

Grand Slams: 1, 7/23 at LAA

RBI: 4, 7/23/13 at LAA

Grand Slams: 1, 7/23/13 at LAA

Hit-Streak: 3, 9/11-16

SB: - -

Hit-Streak: 3, 9/11-16/13

SB: - -

## HERRMANN'S BATTING RECORD

| YEAR                       | CLUB         | AVG         | G          | AB          | R          | H          | 2B        | 3B        | HR        | RBI        | SH        | SF        | HB        | BB         | SO         | SB        | CS        | E         | OBP         |
|----------------------------|--------------|-------------|------------|-------------|------------|------------|-----------|-----------|-----------|------------|-----------|-----------|-----------|------------|------------|-----------|-----------|-----------|-------------|
| 2009                       | Elizabethton | .297        | 59         | 236         | 45         | 70         | 14        | 1         | 7         | 30         | 1         | 2         | 5         | 33         | 40         | 2         | 2         | 2         | .391        |
| 2010                       | Ft. Myers    | .219        | 107        | 356         | 34         | 78         | 17        | 3         | 2         | 30         | 2         | 2         | 7         | 41         | 74         | 3         | 2         | 5         | .310        |
| 2011                       | Ft. Myers    | .310        | 24         | 87          | 14         | 27         | 5         | 1         | 1         | 16         | 2         | 2         | 0         | 15         | 6          | 1         | 0         | 1         | .404        |
|                            | New Britain  | .258        | 97         | 337         | 53         | 87         | 14        | 5         | 7         | 46         | 3         | 0         | 2         | 64         | 68         | 9         | 3         | 7         | .380        |
| 2012                       | New Britain  | .276        | 127        | 490         | 91         | 135        | 25        | 1         | 10        | 61         | 1         | 6         | 1         | 58         | 89         | 2         | 1         | 4         | .350        |
|                            | MINNESOTA    | .056        | 7          | 18          | 0          | 1          | 0         | 0         | 0         | 1          | 0         | 0         | 0         | 1          | 5          | 0         | 0         | 0         | .105        |
| 2013                       | Rochester    | .227        | 69         | 247         | 31         | 56         | 9         | 3         | 2         | 22         | 2         | 1         | 1         | 24         | 61         | 3         | 2         | 3         | .297        |
|                            | MINNESOTA    | .204        | 57         | 157         | 16         | 32         | 7         | 0         | 4         | 18         | 3         | 0         | 0         | 18         | 49         | 0         | 1         | 2         | .286        |
| <b>Minor League Totals</b> |              | <b>.258</b> | <b>483</b> | <b>1753</b> | <b>268</b> | <b>453</b> | <b>84</b> | <b>14</b> | <b>29</b> | <b>205</b> | <b>11</b> | <b>13</b> | <b>16</b> | <b>235</b> | <b>338</b> | <b>20</b> | <b>10</b> | <b>22</b> | <b>.349</b> |
| <b>Major League Totals</b> |              | <b>.189</b> | <b>64</b>  | <b>175</b>  | <b>16</b>  | <b>33</b>  | <b>7</b>  | <b>0</b>  | <b>4</b>  | <b>19</b>  | <b>3</b>  | <b>0</b>  | <b>0</b>  | <b>19</b>  | <b>54</b>  | <b>0</b>  | <b>1</b>  | <b>2</b>  | <b>.268</b> |

## HERRMANN'S CAREER FIELDING RECORD

| POSITION      | PCT         | G         | PO         | A         | E        | TC         | DP       | PB       |
|---------------|-------------|-----------|------------|-----------|----------|------------|----------|----------|
| Catcher       | .988        | 30        | 145        | 13        | 2        | 160        | 0        | 1        |
| Outfield      | 1.000       | 26        | 30         | 3         | 0        | 33         | 2        | —        |
| <b>Totals</b> | <b>.990</b> | <b>56</b> | <b>175</b> | <b>16</b> | <b>2</b> | <b>193</b> | <b>2</b> | <b>1</b> |

## TWINS MILESTONE WINS

| WIN   | DATE               | OPPONENT        | SCORE | WINNING PITCHER |
|-------|--------------------|-----------------|-------|-----------------|
| 1     | April 11, 1961     | at New York-AL  | 6-0   | Pedro Ramos     |
| 500   | August 23, 1966    | at Washington   | 7-0   | Jim Kaat        |
| 1,000 | July 12, 1972      | vs. Milwaukee   | 7-1   | Bert Blyleven   |
| 1,500 | August 17, 1978    | vs. Kansas City | 6-5   | Roger Erickson  |
| 2,000 | September 25, 1985 | at Texas        | 5-1   | Bert Blyleven   |
| 2,500 | September 28, 1991 | at Toronto      | 5-0   | Jack Morris     |
| 3,000 | May 4, 1999        | vs. New York-AL | 8-4   | Mike Lincoln    |
| 3,500 | May 7, 2005        | at Tampa Bay    | 8-1   | Kyle Lohse      |
| 4,000 | September 12, 2010 | at Cleveland    | 6-2   | Kevin Slowey    |



# AARON HICKS

OUTFIELDER

32

HEIGHT/WEIGHT: 6-2/190  
BORN: 10/2/89 in San Pedro, CA  
RESIDES: Long Beach, CA

BATS/THROWS: S/R  
AGE: 23

ACQUIRED: 1st round (14th overall), 2008 First-Year Player Draft

M.L. SERVICE: 124 days

CONTRACT STATUS: Signed thru 2013

**PERSONAL:** Aaron Michael Hicks...2008 graduate of Woodrow Wilson High School in Long Beach, CA...played in the 2007 AFLAC All-American High School Baseball Classic...named to the *Baseball America* All-American second team in 2008...is a product of Major League Baseball's Urban Youth Academy in Compton, CA.

## 2013:

- Made the Twins Opening Day roster for the first time in career, leading off and playing centerfield April 3 vs. Detroit, going 0-for-4 with a walk; became the fourth different Twin to make his major league debut as the Opening Day leadoff hitter, joining Sergio Ferrer April 5, 1974; Hosken Powell April 5, 1978; and Jim Eisenreich April 6, 1982.
- Recorded first major league hit and RBI April 4 vs. Detroit, hitting a two-run single in the eighth inning off Brayan Villarreal.
- Recorded first career extra-base hit with a double April 27 vs. Texas.
- Reached base safely in 10 straight games April 15-28.
- Recorded first multi-homer game May 13 vs. Chicago-AL...according to Elias, he became the first Twins rookie to homer in back-to-back plate appearances in one game since Corey Koskie went deep in consecutive trips April 15, 1999 at Tiger Stadium.
- First career three-hit game May 22 at Atlanta.
- Homered in consecutive games May 28 and 30 vs. Milwaukee.
- Placed on the 15-day disabled list June 10 with a left hamstring strain...played six games on rehab assignment with Triple-A Rochester and reinstated July 2.
- Hit .400 (10-for-25) with eight runs scored in first seven games back from the DL, including his first career four-hit game July 8 at Tampa Bay.
- Optioned to Triple-A Rochester August 1...at time of option led AL rookies in runs (37) and tied for first in stolen bases (9)...had nine outfield assists, which ranked first among all AL players.
- Placed on 7-day disabled list August 13 with a right heel bruise, reinstated August 20.
- Despite playing 81 games, still finished tied for first among AL rookies in outfield assists (9), which also led the club...also, among AL rookies, was tied for fifth in home runs (8), tied for sixth in walks (24), eighth in runs scored (37) and tied for 10th in doubles (11).

**2012:** Spent entire season with Double-A New Britain...named Twins minor league Player of the Week July 6, batting .381 (8-for-21) with one double, one home run, two RBI and six runs scored in six games...set New Britain single-season record in runs scored (100) and triples (11)...led Eastern League in runs scored, triples and walks (79)...had season-high with five hits July 25 vs. Binghamton...recorded 33 multi-hit games...batted .318 (35-for-110) with a .433 on-base percentage in 30 July games and .319 (36-for-113) with a .402 on-base percentage in 28 August games...ranked first among Twins minor leaguers in runs scored and stolen bases (32), second in triples (11) and walks (79), fourth in total bases (217), and fifth in hits (135)...named to Eastern League postseason All-Star team...named outfielder on MiLB.com Twins organizational All-star team...ranked eighth best prospect in Eastern League by *Baseball America* and named to the *Baseball America* Double-A All-Star team...ranked fifth best prospect, best strike zone discipline, best defensive outfielder and best outfield arm in the Twins system by *Baseball America* entering the 2013 season...added to Twins 40-man roster in November...played for the Bravos de Margarita in the Venezuelan Winter League, batting .204 (11-for-54) in 16 games.

**2011:** Spent entire season with Single-A Ft. Myers...ranked fourth best prospect, best defensive outfielder and best outfield arm in the Twins system by *Baseball America*...rated best outfield arm in the Florida State League by *Baseball America*...ranked 18th best prospect in Midwest League by *Baseball America*...played for Mesa Solar Sox in the Arizona Fall League, batting .294 (30-for-102) with 25 runs, eight doubles, five triples, three home runs, 21 RBI and 18 walks in 30 games.

**2010:** Spent entire season in Single-A Beloit...led team in on-base percentage (.401) and stolen bases (21)...finished second in doubles (27) and triples (6), and third in games played (115) and at-bats (423)...named to 2010 Midwest League All-Star Game...named Twins minor league Player of the Week September 3...ranked fifth best prospect in Midwest League by *Baseball America*...ranked second best prospect, best strike zone discipline, best defensive outfielder and best outfield arm in the Twins system by *Baseball America*...named honorable mention on MiLB.com's 2010 Twins organizational All-Star team.

**2009:** Finished third on Single-A Beloit in walks (40)...ranked the best prospect in Midwest League by *Baseball America*...ranked top prospect, best strike-zone discipline, best athlete, best defensive outfielder and best outfield arm in the Twins system by *Baseball America* entering 2010.

**2008:** Led GCL Twins in hits (55), home runs (4), RBI (27), walks (28) and stolen bases (12), and ranked eighth in GCL in average (.318)...named Twins minor league Player of the Week July 25-August, batting .400 with one home run, four runs scored and four RBI...named Rookie Class All-Star by *Baseball America*...named top ranked prospect in GCL by *Baseball America*...GCL Postseason All-Star...ranked top prospect, best strike-zone discipline, best athlete, best defensive outfielder and best outfield arm in the Twins system by *Baseball America* entering the 2009 season.

**PROFESSIONAL:** Signed by scout John Leavitt.

## 2013

## HICKS' GAME HIGHS

## CAREER

Hits: 4, 7/8 at TB

HR: 2, 5/13 vs. CWS

Hits: 4, 7/8/13 at TB

HR: 2, 5/13/13 vs. CWS

RBI: 3, 7/14 at NYY

Grand Slams: - -

RBI: 3, 7/14/13 at NYY

Grand Slams: - -

Hit-Strike: 5, 2x, last 6/2-9

SB: 1, 9x, last 7/13 vs. KC

Hit-Strike: 5, 2x, last 6/2-9/13

SB: 1, 9x, last 7/13/13 vs. KC

## HICKS' BATTING RECORD

| YEAR                       | CLUB        | AVG         | G          | AB          | R          | H          | 2B         | 3B        | HR        | RBI        | SH        | SF        | HB       | BB         | SO         | SB        | CS        | E         | OBP         |
|----------------------------|-------------|-------------|------------|-------------|------------|------------|------------|-----------|-----------|------------|-----------|-----------|----------|------------|------------|-----------|-----------|-----------|-------------|
| 2008                       | GCL Twins   | .318        | 45         | 173         | 32         | 55         | 10         | 4         | 4         | 27         | 1         | 2         | 0        | 28         | 32         | 12        | 2         | 2         | .409        |
| 2009                       | Beloit      | .251        | 67         | 251         | 43         | 63         | 15         | 3         | 4         | 29         | 2         | 3         | 1        | 40         | 55         | 10        | 8         | 7         | .353        |
| 2010                       | Beloit      | .279        | 115        | 423         | 86         | 118        | 27         | 6         | 8         | 49         | 4         | 3         | 0        | 88         | 112        | 21        | 11        | 6         | .401        |
| 2011                       | Ft. Myers   | .242        | 122        | 443         | 79         | 107        | 31         | 5         | 5         | 38         | 3         | 3         | 1        | 78         | 110        | 17        | 9         | 8         | .354        |
| 2012                       | New Britain | .286        | 129        | 472         | 100        | 135        | 21         | 11        | 13        | 61         | 3         | 8         | 1        | 79         | 116        | 32        | 11        | 8         | .384        |
| 2013                       | Rochester   | .222        | 22         | 72          | 7          | 16         | 4          | 2         | 0         | 5          | 0         | 0         | 0        | 10         | 21         | 1         | 0         | 0         | .317        |
|                            | MINNESOTA   | .192        | 81         | 281         | 37         | 54         | 11         | 3         | 8         | 27         | 4         | 2         | 2        | 24         | 84         | 9         | 3         | 0         | .259        |
| <b>Minor League Totals</b> |             | <b>.269</b> | <b>500</b> | <b>1834</b> | <b>347</b> | <b>494</b> | <b>108</b> | <b>31</b> | <b>34</b> | <b>209</b> | <b>13</b> | <b>19</b> | <b>3</b> | <b>323</b> | <b>446</b> | <b>93</b> | <b>41</b> | <b>31</b> | <b>.376</b> |
| <b>Major League Totals</b> |             | <b>.192</b> | <b>81</b>  | <b>281</b>  | <b>37</b>  | <b>54</b>  | <b>11</b>  | <b>3</b>  | <b>8</b>  | <b>27</b>  | <b>4</b>  | <b>2</b>  | <b>2</b> | <b>24</b>  | <b>84</b>  | <b>9</b>  | <b>3</b>  | <b>0</b>  | <b>.259</b> |

## HICKS' CAREER FIELDING RECORD

| POSITION | PCT   | G  | PO  | A | E | TC  | DP | PB |
|----------|-------|----|-----|---|---|-----|----|----|
| Outfield | 1.000 | 81 | 214 | 9 | 0 | 223 | 2  | —  |

## TWINS ROOKIES USED

| YEAR  | ROOKIES | POS. | PITCHERS |
|-------|---------|------|----------|
| 2013: | 12      | 6    | 6        |
| 2012: | 15      | 7    | 8        |
| 2011: | 15      | 8    | 7        |
| 2010: | 11      | 6    | 5        |
| 2009: | 10      | 2    | 8        |
| 2008: | 14      | 7    | 7        |
| 2007: | 15      | 8    | 7        |
| 2006: | 11      | 4    | 7        |
| 2005: | 11      | 5    | 6        |
| 2004: | 13      | 8    | 5        |
| 2003: | 12      | 8    | 4        |
| 2002: | 12      | 7    | 5        |
| 2001: | 14      | 7    | 7        |
| 2000: | 16      | 9    | 7        |
| 1999: | 15      | 8    | 7        |

## '13 TWINS ROOKIES - GAMES

|                         |    |
|-------------------------|----|
| 1. Oswaldo Arcia.....   | 83 |
| 2. Aaron Hicks.....     | 81 |
| 3. Chris Herrmann.....  | 51 |
| 4. Ryan Pressly.....    | 49 |
| Caleb Thielbar          |    |
| 6. Chris Colabello..... | 37 |
| 7. Doug Bernier.....    | 31 |
| 8. Josmil Pinto.....    | 20 |
| 9. Pedro Hernandez..... | 14 |
| 10. Andrew Albers.....  | 10 |
| Kyle Gibson             |    |
| 12. Michael Tonkin..... | 9  |

## SHAIRON MARTIS

RIGHT-HANDED PITCHER



HEIGHT/WEIGHT: 6-1/225      BATS/THROWS: R/R  
 BORN: 3/30/87 in Willemstad, Curacao      AGE: 26  
 RESIDES: Willemstad, Curacao  
 ACQUIRED: Signed as minor league free agent, 10/23/12  
 M.L. SERVICE: 135 days  
 CONTRACT STATUS: Signed thru 2013

**PERSONAL:** Shairon Benjamin Martis (pronounced SHY-ron MAR-tis)...2004 graduate of St. Joseph High School in Willemstad, CW...started playing professional baseball as 17-year-old with San Francisco...became 15th native of the Netherlands Antilles to appear in a major league game, joining Andrew Jones, Jair Jurrjens, Hensley Meulens, Roger Bernadina and Sidney Ponson.

**2013:**

- Went 0-0, 5.14 ERA (7.0 IP, 7 ER) with three walks and four strikeouts in two relief appearances for Team Netherlands in the WBC.
- Was an invite to Twins Spring Training and reassigned to minor league camp March 17 and reported to Triple-A Rochester.
- Posted a 1.26 ERA (14.1 IP, 2 ER) with four saves in seven July games.
- Converted 10 consecutive save opportunities May 29-August 5...ranked second on the Red Wings in saves, converting 11 of 13 opportunities.
- Had contract purchased by Minnesota September 9.
- Made Twins debut September 11 vs. Oakland, pitching 1.0 scoreless inning of relief, first appearance in the majors since 2009 with Washington.
- Was outrighted to Triple-A Rochester October 2.

**2012:** Began season with Triple-A Indianapolis (Pittsburgh) after signing as a minor league free agent November 22, 2011...placed on 7-day disabled list with right elbow inflammation April 17-26...transferred to Double-A Altoona April 26...outrighted by Pittsburgh and traded to Minnesota's organization in exchange for cash considerations; reported to Double-A New Britain June 26...promoted to Triple-A Rochester July 18...went 4-3, 5.22 (58.2 IP, 34 ER) in 10 starts for the Red Wings, tossing 7.0-plus innings in four of final seven starts...named to 2013 Netherlands roster for World Baseball Classic.

**2011:** Spent season with Double-A Harrisburg...went 6-1 in eight starts May 28-July 11...struck out 10 batters on three occasions: June 26 vs. Altoona (8.1 IP), July 11 at Richmond (6.0 IP) and August 10 vs. Richmond (7.0 IP)...tossed a 7.0-inning no-hitter with nine strikeouts August 26 at New Hampshire, earning Eastern League Pitcher of the Week...posted a 1.14 ERA (31.2 IP, 4 ER) in five August starts...pitched nine games (8 starts) for Tiburones de La Guaira in the Venezuelan Winter League, going 2-2, 2.47 (43.2 IP, 12 ER)...granted free agency from Washington November 2...signed with Pittsburgh November 27.

**2010:** Spent season with Triple-A Syracuse...pitched a 6.0-inning complete game May 27 at Scranton/Wilkes-Barre and again June 17 at Gwinnett, losing both...posted a 3.03 ERA (35.2 IP, 12 ER) in six June starts and a 3.00 ERA (39.0 IP, 13 ER) in six August starts...led Syracuse in wins (8), innings pitched (152.0), starts (27) and strikeouts (99)...tied for first in International League in complete games (2)...pitched four games (1 start) for Navegantes del Magallanes in the Venezuelan Winter League.

**2009:** Declined invitation to participate in World Baseball Classic for Netherlands...was on Washington's Opening Day roster and was in the starting rotation until the end of June...won first five decisions, becoming the first DC-based rookie in franchise history to do so...recorded first major league hit, singling off Derek Lowe, April 10 at Atlanta...had first career RBI April 27 at Philadelphia...first major league complete game allowing just one run (home run) May 2 vs. St. Louis...optioned to Triple-A Syracuse June 28.

**2008:** Pitched for Netherlands in 2008 Summer Olympics in Beijing, going 0-2 with a 6.75 ERA...began season with Double-A Harrisburg...promoted to Triple-A Columbus June 21...selected to play in the MLB Futures Game in New York-AL...had contract selected September 1...made major league debut September 4, 2008 at Atlanta, and was second youngest pitcher in the major leagues at 21 years, five months and six days old -- Dodgers Clayton Kershaw was the youngest at 20 years, two months and six days...made debut along with catcher Luke Montz, the first battery to each make their debut in the same game since Colorado's Luther Hackman and Ben Petrick September 1, 1999 vs. Pittsburgh...earned first major league win allowing three runs on five hits in 5.1 innings September 23, 2008 vs. Florida.

**2007:** Spent season with Single-A Potomac...led Washington minor leaguers in wins (14) and innings pitched (151.0 IP)...led Carolina League in wins (14), tied for fourth in starts (26), tied for sixth in innings pitched (151.0) and tied for 10th in strikeouts (108)...named Washington's sixth best prospect by *Baseball Prospectus*...named Washington's 18th best prospect by *Baseball America* entering the 2008 season.

**2006:** Pitched in the World Baseball Classic, tossing a 7.0-inning no-hitter with one walk allowed, earning the win, March 10 vs. Panama...started season with Single-A Augusta...acquired by Washington in exchange for pitcher Mike Stanton July 28, 2006 and reported to Single-A Savannah...promoted to Single-A Potomac August 22...promoted to Double-A Harrisburg and made one start.

**2005:** Spent second professional season with AZL Giants, posting a 1.85 ERA (34.0 IP, 7 ER) in 11 games (5 starts).

**2004:** Started professional career with DSL Giants, posting a 1.79 ERA (70.1 IP, 14 ER) in 14 games (12 starts).

**PROFESSIONAL:** Signed by San Francisco as non-drafted free agent February 10, 2004.

## 2013

## MARTIS' GAME HIGHS

## CAREER

IP: 2.1, 9/27 vs. CLE

Walks: 2, 9/14 vs. TB

IP: 9.0, 5/2/09 vs. STL

Walks: 5, 2x, last 6/16/09 at NYY

SO: 2, 2x, last 9/14 vs. TB

CG: --

SO: 9, 9/12/08 at FLA

CG: 1, 5/2/09 vs. STL

Win Streak: --

Low-Hit: --

Win Streak: 6, 9/23/08-5/13/09

Low-Hit: 5, 5/2/09 vs. STL

## MARTIS' PITCHING RECORD

| YEAR                   | CLUB         | W-L   | ERA   | G   | GS  | CG | SH | SV | IP    | H   | R   | ER  | HR | HB | BB  | SO  | WP | BK | BAA |
|------------------------|--------------|-------|-------|-----|-----|----|----|----|-------|-----|-----|-----|----|----|-----|-----|----|----|-----|
| 2004                   | DSL Giants   | 4-3   | 1.79  | 14  | 12  | 0  | 0  | 0  | 70.1  | 55  | 15  | 14  | 2  | 1  | 17  | 63  | 1  | 0  | 221 |
| 2005                   | AZL Giants   | 2-1   | 1.85  | 11  | 5   | 0  | 0  | 1  | 34.0  | 28  | 10  | 7   | 1  | 1  | 9   | 50  | 3  | 0  | 226 |
| 2006                   | Augusta      | 6-4   | 3.64  | 15  | 15  | 0  | 0  | 0  | 76.2  | 76  | 39  | 31  | 3  | 4  | 21  | 66  | 3  | 0  | 257 |
|                        | Savannah     | 1-1   | 3.80  | 4   | 4   | 0  | 0  | 0  | 21.1  | 23  | 9   | 9   | 2  | 0  | 4   | 14  | 0  | 1  | 184 |
|                        | Potomac      | 0-2   | 3.00  | 2   | 2   | 0  | 0  | 0  | 12.0  | 9   | 5   | 4   | 0  | 1  | 3   | 7   | 1  | 0  | 209 |
|                        | Harrisburg   | 0-1   | 12.60 | 1   | 1   | 0  | 0  | 0  | 5.0   | 8   | 7   | 7   | 4  | 0  | 3   | 1   | 0  | 0  | 348 |
| 2007                   | Potomac      | 14-8  | 4.23  | 27  | 26  | 1  | 0  | 0  | 151.0 | 150 | 83  | 71  | 9  | 5  | 52  | 108 | 11 | 2  | 258 |
| 2008                   | Harrisburg   | 4-4   | 3.98  | 14  | 14  | 0  | 0  | 0  | 74.2  | 73  | 35  | 33  | 5  | 0  | 28  | 57  | 3  | 0  | 258 |
|                        | Columbus     | 1-2   | 3.02  | 7   | 7   | 0  | 0  | 0  | 41.2  | 42  | 17  | 14  | 2  | 1  | 17  | 42  | 3  | 1  | 261 |
|                        | WASHINGTON   | 1-3   | 5.66  | 5   | 4   | 0  | 0  | 0  | 20.2  | 18  | 14  | 13  | 5  | 0  | 12  | 23  | 1  | 0  | 228 |
| 2009                   | WASHINGTON   | 5-3   | 5.25  | 15  | 15  | 1  | 0  | 0  | 85.2  | 83  | 52  | 50  | 11 | 4  | 39  | 34  | 3  | 0  | 255 |
|                        | Syracuse     | 4-4   | 4.96  | 13  | 13  | 0  | 0  | 0  | 74.1  | 90  | 42  | 41  | 9  | 1  | 18  | 40  | 2  | 1  | 304 |
| 2010                   | Syracuse     | 8-7   | 4.09  | 27  | 27  | 2  | 0  | 0  | 152.0 | 156 | 73  | 69  | 14 | 2  | 60  | 99  | 2  | 0  | 270 |
| 2011                   | Harrisburg   | 8-6   | 3.05  | 23  | 23  | 1  | 1  | 0  | 133.0 | 123 | 53  | 45  | 9  | 1  | 39  | 146 | 6  | 1  | 245 |
| 2012                   | Indianapolis | 0-0   | 7.56  | 4   | 0   | 0  | 0  | 0  | 8.1   | 8   | 8   | 7   | 4  | 0  | 4   | 7   | 0  | 0  | 229 |
|                        | Altoona      | 6-2   | 4.56  | 11  | 8   | 0  | 0  | 0  | 53.1  | 45  | 27  | 27  | 7  | 0  | 19  | 30  | 3  | 0  | 231 |
|                        | New Britain  | 1-1   | 5.68  | 4   | 3   | 0  | 0  | 0  | 19.0  | 23  | 13  | 12  | 2  | 0  | 5   | 11  | 1  | 1  | 303 |
|                        | Rochester    | 4-3   | 5.22  | 10  | 10  | 0  | 0  | 0  | 58.2  | 64  | 35  | 34  | 8  | 0  | 17  | 39  | 2  | 0  | 276 |
| 2013                   | Rochester    | 2-4   | 4.26  | 42  | 3   | 0  | 0  | 11 | 80.1  | 68  | 39  | 38  | 8  | 0  | 31  | 65  | 6  | 0  | 227 |
|                        | MINNESOTA    | 0-1   | 5.59  | 6   | 0   | 0  | 0  | 0  | 9.2   | 6   | 6   | 6   | 3  | 0  | 4   | 7   | 0  | 0  | 171 |
| Minor League Totals    |              | 61-50 | 4.06  | 215 | 161 | 4  | 1  | 12 | 995.1 | 986 | 495 | 449 | 87 | 16 | 330 | 782 | 46 | 7  | 259 |
| National League Totals |              | 6-6   | 5.33  | 20  | 19  | 1  | 0  | 0  | 106.1 | 101 | 66  | 63  | 16 | 4  | 51  | 57  | 4  | 0  | 249 |
| American League Totals |              | 0-1   | 5.59  | 6   | 0   | 0  | 0  | 0  | 9.2   | 6   | 6   | 6   | 3  | 0  | 4   | 7   | 0  | 0  | 171 |
| Major League Totals    |              | 6-7   | 5.35  | 26  | 19  | 1  | 0  | 0  | 116.0 | 107 | 72  | 69  | 19 | 4  | 55  | 64  | 4  | 0  | 243 |

## MARTIS' CAREER FIELDING RECORD

| POSITION | PCT   | G  | PO | A  | E | TC | DP | PB |
|----------|-------|----|----|----|---|----|----|----|
| Pitching | 1.000 | 26 | 10 | 22 | 0 | 32 | 1  | —  |

## MARTIS' BATTING RECORD

| BATTING | AVG  | AB | R | H | 2B | 3B | HR | RBI | SH | SF | HB | BB | SO | SB | CS | OBP |
|---------|------|----|---|---|----|----|----|-----|----|----|----|----|----|----|----|-----|
| Career  | .161 | 31 | 4 | 5 | 1  | 0  | 0  | 2   | 3  | 0  | 0  | 1  | 8  | 0  | 0  | 188 |

## MARTIS' WORLD BASEBALL CLASSIC RECORD

| YEAR       | CLUB        | W-L | ERA  | G | GS | CG | SH | SV | IP   | H | R | ER | HR | HB | BB | SO | WP | BK | BAA |
|------------|-------------|-----|------|---|----|----|----|----|------|---|---|----|----|----|----|----|----|----|-----|
| 2006       | Netherlands | 1-0 | 0.00 | 1 | 1  | 1  | 1  | 0  | 7.0  | 0 | 0 | 0  | 0  | 0  | 1  | 0  | 0  | 0  | 000 |
| 2013       | Netherlands | 0-0 | 5.14 | 2 | 0  | 0  | 0  | 0  | 7.0  | 7 | 7 | 4  | 1  | 0  | 3  | 4  | 0  | 0  | 280 |
| WBC Totals |             | 1-0 | 2.57 | 3 | 1  | 1  | 1  | 0  | 14.0 | 7 | 7 | 4  | 1  | 0  | 4  | 4  | 0  | 0  | 152 |

## MARTIS' DAY-BY-DAY

| Date             | Opp. | Dec.   | IP    | H   | R | ER | HR | BB | SO | IR/IRS   |
|------------------|------|--------|-------|-----|---|----|----|----|----|----------|
| Sept. 11         | OAK  | ND     | 1.0   | 0   | 0 | 0  | 0  | 0  | 2  | 0/0      |
| Sept. 12         | OAK  | ND     | 1.0   | 0   | 0 | 0  | 0  | 1  | 1  | 0/0      |
| Sept. 14         | TB   | ND     | 1.2   | 1   | 1 | 1  | 0  | 2  | 2  | 2/0      |
| Sept. 19         | @OAK | L(0-1) | 1.2   | 1   | 2 | 2  | 1  | 1  | 1  | 0/0      |
| Sept. 22         | @OAK | ND     | 2.0   | 2   | 2 | 2  | 2  | 2  | 1  | 0/0      |
| Sept. 27         | CLE  | ND     | 2.1   | 2   | 1 | 1  | 0  | 0  | 0  | 1/1      |
| SEPTEMBER TOTALS |      |        | 0-1-0 | 9.2 | 6 | 6  | 3  | 4  | 7  | 5.59 ERA |
| POST-ASG TOTALS  |      |        | 0-1-0 | 9.2 | 6 | 6  | 3  | 4  | 7  | 5.59 ERA |
| SEASON TOTALS    |      |        | 0-1-0 | 9.2 | 6 | 6  | 3  | 4  | 7  | 5.59 ERA |



# DARIN MASTROIANNI 19

OUTFIELDER

HEIGHT/WEIGHT: 5-11/190

BORN: 8/26/85 in Mount Kisco, NY

RESIDES: Huntersville, NC

ACQUIRED: Claimed off waivers from Toronto, 2/2/12

M.L. SERVICE: 1 year, 147 days

CONTRACT STATUS: Signed thru 2013

BATS/THROWS: R/R

AGE: 28



2013 PLAYERS

**PERSONAL:** Darin Paul Mastroianni (pronounced mass-tro-YAH-nee)...2003 graduate of Fox Lane (NY) High School...attended Southern Indiana University and hit .409 (97-for-237) with 13 doubles, seven triples and two home runs in 66 games...stole 64 bases in 67 attempts...in 2007, named first team All-American, North Central Region Player of the Year, first year All-North Central Region, North Central Regional Outstanding Player, North Central Regional All-Tournament, Great Lakes Valley Conference Player of the Year and first team All-GLVC...spent one year at Winthrop (SC) University appearing in only five games in 2005.

## 2013:

- Made Twins Opening Day roster, the first of his career.
- Placed on 15-day disabled list April 16 with a left ankle stress reaction...transferred to the 60-day disabled list May 22...went on rehab assignment with GCL Twins, Single-A Ft. Myers and Triple-A Rochester July 29-August 5...taken off the disabled list August 15 after missing 106 Twins games and had option transferred to Triple-A Rochester.
- Hit safely in 10 of final 11 games for the Red Wings and was recalled by Minnesota August 30.

**2012:** Started season with Double-A New Britain and hit just .143 (5-for-35) in nine games before being promoted to Triple-A Rochester April 14...hit safely in 15 of 20 games for Red Wings, including nine multi-hit games...recalled by Twins May 10 when Danny Valencia was optioned...went 2-for-4 with three RBI in second game for Twins, including first major league hit, a two-run single off Carlos Villanueva May 11 vs. Toronto...had first career triple June 8 vs. Chicago-NL...hit first career double June 16 vs. Milwaukee...hit first career home run, a solo shot off Will Ohman, June 27 vs. Chicago-AL...had first career three-hit game and stole three bases July 5 at Detroit...sidelined with a mallet finger on the middle finger of left hand, an injury he suffered sliding into a base September 18 at Cleveland...finished with 21 stolen bases, tying him for second-most among AL rookies in baseball...was successful in 21 of 24 stolen base attempts (87.5%), tying him for sixth best percentage in the AL and third among MLB rookies...stolen base percentage ranked fourth best in club history and highest ever for a rookie.

**2011:** Started season with Triple-A Las Vegas (Toronto)...transferred from Las Vegas to Double-A New Hampshire on several occasions during season...batted .405 (17-for-42) with four doubles, one triple and seven runs scored in 11 games in June...recalled by Toronto August 24 and made the start in center field that same night vs. Kansas City, going 0-for-2 and being optioned back to Las Vegas following the game...batted .268 with 26 doubles, nine triples, three home runs and 34 stolen bases in 123 games between New Hampshire and Las Vegas...stole his 200th career base in the minor leagues September 3 vs. Salt Lake City.

**2010:** Spent season with Double-A New Hampshire...selected to Eastern League midseason and postseason All-Star teams...was first in Eastern League in stolen bases (46), tied for first in hits (158), and second in runs scored (101), on-base percentage (.390) and walks (77)...led all Blue Jays minor leaguers in runs, hits and stolen bases...batted .319 against left-handed pitching and .295 against right-handers...added to Jays 40-man roster November 19.

**2009:** Started season with Single-A Dunedin...named organizational Star of the Month for April after batting .333 (24-for-72) with 18 runs scored and 16 stolen bases in 19 games...named Florida State League Player of the Week June 8-14, batting .452 with five RBI and 11 runs scored...named to FSL midseason All-Star game...transferred to Double-A New Hampshire at midseason...named organizational Star of the Month in August, batting .314 with 16 runs scored and 22 stolen bases...finished season with 70 stolen bases at both levels combined.

**2008:** Spent entire season with Single-A Lansing...made full-time switch from second base to the outfield defensively.

**2007:** Made professional debut with Single-A Auburn...named organizational Star of the Month for August, batting .286 with a home run and five RBI.

**PROFESSIONAL:** Toronto's 16th round pick in the 2007 First-Year Player Draft.

## 2013

Hits: 3, 9/3 at HOU  
 RBI: 3, 9/3 at HOU  
 Hit-Streak: 3, 9/1-3

HR: --  
 Grand Slams: --  
 SB: 1, 2x, last 9/1 at TEX

## MASTROIANNI'S GAME HIGHS

Hits: 3, 3x, last 9/3/13 at HOU  
 RBI: 3, 3x, last 9/3/13 at HOU  
 Hit-Streak: 7, 6/27-7/15/12

## CAREER

HR: 1, 3x, last 8/13/12 vs. DET  
 Grand Slams: --  
 SB: 3, 7/5/12 at DET

## MASTROIANNI'S PLAYING RECORD

| YEAR | CLUB                | AVG  | G   | AB   | R   | H   | 2B | 3B | HR | RBI | SH | SF | HB | BB  | SO  | SB  | CS | E  | OBP  |
|------|---------------------|------|-----|------|-----|-----|----|----|----|-----|----|----|----|-----|-----|-----|----|----|------|
| 2007 | Auburn              | .287 | 68  | 230  | 50  | 66  | 11 | 4  | 3  | 26  | 0  | 3  | 5  | 36  | 42  | 20  | 10 | 11 | .391 |
| 2008 | Lansing             | .228 | 95  | 325  | 51  | 74  | 10 | 4  | 3  | 25  | 8  | 1  | 4  | 31  | 77  | 30  | 1  | 4  | .302 |
| 2009 | Dunedin             | .325 | 61  | 231  | 55  | 75  | 11 | 2  | 0  | 26  | 2  | 0  | 4  | 37  | 38  | 32  | 7  | 5  | .426 |
|      | New Hampshire       | .271 | 70  | 247  | 39  | 67  | 10 | 2  | 1  | 25  | 4  | 1  | 1  | 39  | 45  | 38  | 8  | 0  | .372 |
| 2010 | New Hampshire       | .301 | 132 | 525  | 101 | 158 | 25 | 7  | 4  | 46  | 7  | 5  | 3  | 77  | 96  | 46  | 10 | 3  | .390 |
| 2011 | New Hampshire       | .254 | 44  | 169  | 29  | 43  | 8  | 3  | 1  | 13  | 2  | 3  | 2  | 22  | 24  | 14  | 3  | 2  | .342 |
|      | Las Vegas           | .276 | 79  | 319  | 63  | 88  | 18 | 6  | 2  | 23  | 4  | 0  | 1  | 40  | 54  | 20  | 7  | 2  | .358 |
|      | TORONTO             | .000 | 1   | 2    | 0   | 0   | 0  | 0  | 0  | 0   | 1  | 0  | 0  | 0   | 1   | 0   | 0  | 0  | .000 |
| 2012 | New Britain         | .143 | 9   | 35   | 6   | 5   | 1  | 0  | 0  | 0   | 1  | 0  | 0  | 4   | 11  | 4   | 1  | 0  | .231 |
|      | Rochester           | .346 | 20  | 78   | 10  | 27  | 2  | 2  | 0  | 11  | 1  | 0  | 1  | 5   | 14  | 10  | 1  | 0  | .393 |
|      | MINNESOTA           | .252 | 77  | 163  | 22  | 41  | 3  | 2  | 3  | 17  | 3  | 1  | 1  | 18  | 45  | 21  | 3  | 3  | .328 |
| 2013 | GCL Twins           | .143 | 3   | 7    | 1   | 1   | 0  | 0  | 0  | 2   | 0  | 1  | 1  | 2   | 1   | 2   | 0  | 1  | .364 |
|      | Ft. Myers           | .400 | 3   | 10   | 4   | 4   | 2  | 0  | 0  | 0   | 0  | 0  | 2  | 1   | 2   | 0   | 0  | 0  | .500 |
|      | Rochester           | .240 | 15  | 50   | 9   | 12  | 1  | 0  | 0  | 5   | 0  | 0  | 3  | 10  | 11  | 4   | 0  | 3  | .397 |
|      | MINNESOTA           | .185 | 30  | 65   | 5   | 12  | 2  | 0  | 0  | 5   | 3  | 1  | 1  | 3   | 23  | 2   | 1  | 0  | .229 |
|      | Minor League Totals | .279 | 599 | 2226 | 418 | 620 | 99 | 30 | 14 | 202 | 29 | 14 | 25 | 305 | 414 | 222 | 48 | 31 | .370 |
|      | Major League Totals | .230 | 108 | 230  | 27  | 53  | 5  | 2  | 3  | 22  | 7  | 2  | 2  | 21  | 69  | 23  | 4  | 3  | .298 |

## MASTROIANNI'S CAREER FIELDING RECORD

| POSITION    | PCT  | G  | PO  | A | E | TC  | DP | PB |
|-------------|------|----|-----|---|---|-----|----|----|
| Outfield    | .980 | 90 | 142 | 3 | 3 | 148 | 0  | —  |
| Second Base | —    | 2  | 0   | 0 | 0 | 0   | 0  | —  |
| Totals      | .980 | 92 | 142 | 3 | 3 | 148 | 0  | —  |

## QUALIFYING NUMBERS

- To qualify for the batting championship, a player must have a minimum of 502 plate appearances or 3.1 plate appearances per number of his team's games.
- To qualify for the ERA title a pitcher must have at least 162.0 innings pitched.
- To qualify for the fielding championship, a player must have the highest percentage at his position and
  - a catcher must have played in at least 81 games.
  - an infielder or outfielder must have played in at least 108 games.
  - a pitcher must have at least 162.0 innings pitched.

## JOE MAUER

CATCHER



HEIGHT/WEIGHT: 6-5/231  
 BORN: 4/19/83 in St. Paul, MN  
 RESIDES: Ft. Myers, FL

BATS/THROWS: L/R  
 AGE: 30

ACQUIRED: 1st round (first overall), 2001 First-Year Player Draft  
 M.L. SERVICE: 10 years  
 CONTRACT STATUS: Signed thru 2018

**PERSONAL:** Joseph Patrick Mauer...wife Maddie (Bisanz)...twin girls Maren Virginia and Emily Teresa (7/24/13)...2001 graduate of Cretin-Derham Hall (MN) High School where he played baseball, basketball and football...led football team to two straight appearances in the Minnesota Class 5A championship game, winning the state title in 2000...named Gatorade's national Player of the Year, Parade and USA Today Player of the Year, and Reebok/ESPN High School All-American in football...signed letter of intent to play football at Florida State University...was All-State in basketball in junior and senior seasons...tied a national high school baseball record by homering in seven consecutive games...was District V Player of the Year and Gatorade Player of the Year in 2001...was member of Team USA Junior National Team 1998-2000...voted best hitter at the World Tournament in Panama in 2000...became seventh Minnesotan to be selected in first round and first to be selected first overall...donates time and effort in support of Twins Rookie League and R.B.I. programs...is active member of Minnesota Action Team, an expanding national youth volunteer initiative run by the Major League Baseball Players Trust and Volunteers of America...donates time and money in support of renovating and building baseball fields in St. Paul and surrounding areas.

**2013:**

- Played in the World Baseball Classic with Team USA, hitting .429 (9-for-21) with two doubles, one triple, two RBI and four runs scored in six games.
- Started his ninth Opening Day as catcher April 1 vs. Detroit, going 3-for-4 with a double and a walk.
- Recorded 1,276th career hit April 7 at Baltimore, tying him with Gary Gaetti for sixth on the Twins all-time list...passed Gaetti with his 1,277th April 8 at Kansas City, moving into sole possession of sixth place.
- Recorded 252nd career double April 15 vs. Los Angeles-AL, tying him with Gary Gaetti for seventh on Twins all-time list...passed Gaetti with his 253rd May 5 at Cleveland, moving into sole possession of seventh place.
- Recorded 20th career four-hit game April 15 vs. Los Angeles-AL, recording three RBI...21st career four-hit game the next night April 16 vs. Los Angeles-AL, also with three RBI...it was the second time in his career recording consecutive four-hit games, last being June 26-27, 2006 vs. Los Angeles-NL.
- Went 0-for-21 from April 23-30, the longest hitless stretch of his career.
- Hit safely in 15 straight games April 30-May 18, the second longest streak of his career; batted .443 (27-for-61) during the streak with 12 doubles.
- Recorded his 259th and 260th double May 10 vs. Baltimore, tying and passing Torii Hunter and moving into sole possession of sixth place on the Twins all-time list.
- Scored three runs May 11 vs. Baltimore, the 646th, 647th and 648th runs of his career, the first tied Gary Gaetti and Cesar Tovar for ninth on the Twins all-time list, the second run passed them and placed him ninth, the third run tied him with Bob Allison for eighth on the Twins all-time list...passed Allison with his 649th May 13 vs. Chicago-AL and moved into sole possession of eighth place.
- Was intentionally walked May 13 vs. Chicago-AL, the 99th of his career, tying Rod Carew for fifth most in Twins history...drew his 100th May 21 at Atlanta.
- Hit .371 (39-for-105) in May, the third highest average in the AL, his 12 doubles ranked fourth and his .455 on-base percentage for the month was tied with Miguel Cabrera for first.
- Hit his 100th career home run June 8 at Washington, a solo shot off Gio Gonzalez.
- Scored his 672nd career run June 23 at Cleveland, tying him with Torii Hunter for seventh on the Twins all-time list...passed Hunter with his 673rd June 25 at Miami.
- Drew his 599th and 600th career walks July 8 at Tampa Bay.
- Named as starting catcher on the American League All-Star team, his sixth appearance and fourth start, compiling 5,443,856 votes...he batted eighth and went 1-for-2, singling off Cliff Lee.
- Placed on Paternity List July 24-29 as he traveled back to Minnesota for the birth of his Twin daughters Maren Virginia and Emily Teresa, who were born 30 minutes apart, beginning at 3:05 am. on July 24.
- Hit .360 (27-for-75) in 20 July games, the seventh best average in the AL; posted a .437 on-base percentage in the month, third best in the AL.
- Tied career-high with five hits August 14 vs. Cleveland, marking his fifth career five-hit game, first since 2010.
- Placed on 7-day disabled list August 20 with concussion-like symptoms, after suffering multiple foul balls to the mask August 19 vs. New York-NL; missed the Twins final 39 games.
- Set a single-season career-high with 89 strikeouts.

- Posted a 60.5 (23-for-38) caught stealing percentage, the second lowest of his career and lowest since 2007.
- Ranked third in baseball in batting average (.324) with a minimum of 400 at-bats; his .404 on-base percentage ranked sixth in baseball.
- Hit .291 (78-for-268) with two strikes, the highest in baseball.
- Was Twins finalist for the Roberto Clemente Award, given by Major League Baseball and Chevrolet for community service excellence.

**2012:** Was Twins Opening Day catcher for eighth time in career, going 0-2 with two walks April 6 at Baltimore...hit second career home run at Target Field April 12 vs. Los Angeles-AL in his 468th career plate appearance at Target Field...batted .325 (26-for-80) with 13 RBI, 12 walks and a .419 on-base percentage in 21 April games...reached base via hit or walk in 19 of those games...tied career-high with three walks May 11 vs. Toronto...tied it again two days later May 13 vs. Toronto...also had three walks May 30 vs. Oakland and July 7 at Texas...had 19th career game with four-plus hits May 20 at Milwaukee, his first since August 18, 2010 vs. Chicago-AL...recorded 1,164th and 1,165th career hits June 17 vs. Milwaukee, tying and passing Cesar Tovar (1,164), moving into ninth place on the Twins all-time hit list...hit 232nd career double June 24 at Cincinnati, tying Harmon Killebrew for ninth on the Twins all-time list...passed Killebrew and moved into sole possession of ninth with his 233rd career double June 29 vs. Kansas City...batted .397 (29-for-73) with nine multi-hit games and .438 on-base percentage in 20 June games; .397 average was third highest in baseball...had season-high 12-game hitting streak June 17-July 3, batting .449 (22-for-49) in that span...selected as reserve on American League All-Star team, marking his fifth selection...finished second in voting among AL catchers (2,922,422) behind the Rangers Mike Napoli (4,317,718)...played 20 innings at first base and went 1-for-1 with a single...led American League in on-base percentage (.416) at All-Star break and ranked sixth in batting average (.326).Recorded 1,197th and 1,198th career hits July 17 vs. Baltimore, tying and passing Chuck Knoblauch (1,197), moving into sole possession of eighth place on Twins all-time list...that game also marked his 1,000th major league game...drew 513th career walk July 20 at Kansas City, tying Chuck Knoblauch for sixth on Twins all-time list...passed Knoblauch with 514th career walk July 22 at Kansas City, moving into sole possession of sixth place...hit go-ahead three-run homer with two outs in bottom of ninth inning August 4 at Boston off Alfredo Aceves, giving Twins the eventual 6-4 victory...hit 239th career double August 6 at Cleveland, tying him with Michael Cuddyer for eighth on Twins all-time doubles list...passed Cuddyer and moved into sole possession of eighth place with his 240th double August 10 vs. Tampa Bay...recorded 1,218th career hit August 10 vs. Tampa Bay, tying him with Torii Hunter for seventh on Twins all-time hits list...passed Hunter and moved into sole possession of seventh place with 1,219th hit August 12 vs. Tampa Bay...caught 831st career game August 24 at Texas, tying him with Earl Battey for most games caught in Twins history...passed Battey with his 832nd game and moved into sole possession of first place August 27 vs. Seattle...recorded his 549th career walk September 28 vs. Detroit, tying him with Roy Smalley for fifth place on the Twins all time walks list...passed Smalley and moved sole possession of fifth place with his 550th September 29 vs. Detroit...batted .388 (31-for-80) in 22 September games, ranking first in AL and third in baseball; .485 on-base percentage ranked first in AL and second in baseball...hit .474 (9-for-19) with runners in scoring position in that time, second best in AL and third best in baseball...tied single season career-high drawing 84th walk September 28 vs. Detroit; set single season career-high drawing 85th walk September 29 vs. Detroit...tied single-season career-high playing in 146th game October 2 at Toronto; set single-season career high playing in 147th game October 3 at Toronto...played 74 games at catcher (72 starts), 30 games at first base and 42 as designated hitter...finished first in baseball with .416 on-base percentage and tied for third in AL in times on base (.266); reached base four-plus times in 11 games...ranked first in baseball in three-hit games (23) and fourth among American Leaguers in batting average (.319) and walks (90)...ranked third in AL and fifth in baseball in batting average with runners in scoring position (.372)...was only player in baseball with 30-plus doubles, 80-plus RBI, 80-plus runs, 90-plus walks, .300-plus batting average and .400-plus on-base percentage...was one of two players in baseball with 90-plus walks (90) and less than 90 strikeouts (88), the other being Joey Votto (94 walks, 85 strikeouts)...rated best strike zone judgement and second best defensive catcher in American League by *Baseball America's* annual Best Tools survey...finalist (Twins representative) for the Hank Aaron Award, recognizing the most outstanding offensive performer in each league...named to 2013 USA roster for World Baseball Classic.

**2011:** Was Twins Opening Day catcher for seventh time in career, marking the most ever by a Twins catcher, passing Butch Wynegar, who started six (1976-80, 82)...played in nine games before being placed on the 15-day disabled list with bilateral leg weakness April 14...played seven games on rehab assignment with Single-A Ft. Myers, batting .261 (6-for-23)...transferred to 60-day disabled list June 3; reinstated June 17...batted just .217 (13-for-60) in first 18 games off disabled list, June 17-July 6, but batted .317 (64-for-202) in final 55 games July 7-end of the season...played first career game at first base, going 3-for-5 with two RBI July 7 vs. Chicago-AL...played 18 games at first base, batting .424 (28-for-66) and fielding .994 (1 error in 170 total chances) at that position...tied career-high with three walks July 15 vs. Kansas City and September 14 at Kansas City, his final game of the season...recorded 448th career walk, tying him with Tony Oliva for eighth on Twins all-time list July 23 vs. Detroit...passed Oliva and moved into sole possession of eighth place with 449th career walk July 27 at Texas...hit first home run of season July 27 at Texas, his first since September 15, 2010, a span of 203 plate appearances...recorded 450th career walk July 28 at Texas, tying him with Kirby Puckett for seventh place on Twins all-time list...passed Puckett and moved into sole possession of seventh place with 451st career walk July 29 at Oakland...recorded 210th career double, tying Chuck Knoblauch for 10th on Twins all-time list, August 8 vs. Boston...moved into sole possession of 10th on the list with 211th career double August 10 vs. Boston...made first major league start in right field August 18 vs. New York-AL...caught 759th career game August 4 at Los Angeles-AL, tying Butch Wynegar for second on the Twins all-time list for most games caught...caught 760th career game, surpassing Wynegar, August 5 vs. Chicago-AL, and moving into sole possession of second place...recorded 85th career intentional walk, tying Kirby Puckett for fifth on the Twins all-time list, July 29 at Oakland...moved into sole possession of fifth place on the list with 86th career intentional walk September 7 vs. Chicago-AL...reached safely via hit or walk 12 times in final 25 plate appearances September 7-14, posting a .520 on-base percentage in that span...placed on 15-day disabled list with pneumonia, ending his season September 22...named second best defensive catcher in the American League by *Baseball America* behind Baltimore's Matt Wieters.

**2010:** Was Twins Opening Day catcher for sixth time...hit first double at Target Field by a Twins player (second inning off Jon Lester) April 12 vs. Boston...had third career five-hit game April 24 at Kansas City...caught 657th career game, tying Tim Laudner for third place for most games caught by a Twin June 16 vs. Colorado...passed Laudner on June 18 at Philadelphia, catching 658th career game...voted American League's starting catcher in 2010 All-Star Game for third time in career (4th career All-Star appearance); went 0-for-2 in the game with fly out and reaching on an error...amassed 5,372,606 votes, marking third most votes all-time, trailing only Ken Griffey Jr. (6,079,688) in 1994 and Albert Pujols (5,397,374) in 2009...became first catcher to be MLB's overall top vote-getter since Ivan Rodriguez of Texas in 2000...joined Rod Carew (1975, 1977-78) as only other Twin to lead baseball in votes...had fourth career five-hit game and career-high seven RBI July 26 vs. Kansas City in Twins 19-1 victory...collected six consecutive hits July 26-27 at Kansas City...tied Cesar Tovar for 11th on club's all-time doubles list with his 193rd July 31 vs. Seattle...passed Tovar August 5 and moved into sole possession of 11th place with 194th career double August 5 at Tampa Bay...played in 800th career game August 13 vs. Oakland...hit first home run at Target Field (off Gavin Floyd), snapping a string of 209 consecutive plate appearances without a home run at Target Field August 18 vs. Chicago-AL...collected Twins only hit, breaking up a no-hitter with one out in the ninth inning off Neftali Feliz August 23 at Texas, marking second time in career in which he broke up a no-hitter in ninth (May 6, 2008 at Chicago-AL, Gavin Floyd)...named Pepsi's clutch performer for month of August after batting .380 (35-for-92) with seven doubles, two home runs,

16 RBI and 17 runs scored in 26 games...also posted .522 slugging percentage, .482 on-base percentage and recorded a hit in 19 of 26 games played (8 multi-hit games)...scored 500th career run September 7 vs. Kansas City...became 15th Twins player in club history with 500-plus runs...tied Bob Allison for 12th on club's all-time hits list with 999th career hit September 12 at Cleveland...recorded 1,000th career hit, a first-inning single off John Danks September 14 at Chicago-AL...the hit also passed Bob Allison on Twins all-time hits list, moving him into sole possession of 12th place...hit 200th career double, becoming one of 11 Twins in club history with 200-plus doubles September 16 at Chicago-AL...missed nine games in September with jammed left knee, suffered while running the bases September 19 vs. Oakland...hit 43rd double, placing him second on baseball's all-time list for doubles by a catcher in one season (Ivan Rodriguez, 47 in 1996) October 3 vs. Toronto...passed Brian Harper's 1990 total of 42, moving into first on Twins all-time single-season doubles list for a catcher...recorded five games with four-or-more hits, third-most in baseball...recorded 40 multi-hit games and 20 three-hit games...batted .389 against AL Central opponents...batted .516 against the Royals and .451 against the White Sox...was one of just four players in baseball with 40-plus doubles and a .320-plus batting average (Carlos Beltré, New York-NL; Miguel Cabrera, Detroit; and Josh Hamilton, Texas)...became just fourth Twin to post those numbers -- Paul Molitor in 1996, Tony Oliva in 1964 and 65, and Kirby Puckett in 1988 and 89...awarded third consecutive Rawlings Gold Glove...won fourth Louisville Slugger Silver Slugger Award (3rd consecutive)...finished eighth in American League MVP voting with 97 points, including two third-place votes...named to *Baseball America's* major league All-Star team...ranked by *Baseball America* as the American League's best defensive catcher, second best overall hitter (Detroit's Miguel Cabrera) and second best strike zone judgement (Boston's Kevin Youkilis)...was given the Dick Siebert Award for Upper Midwest Player of the Year and the Calvin R. Griffith Award for Most Valuable Twin by the Twin Cities Chapter of Baseball Writers Association of America.

**2009:** Missed all of April on the 15-day disabled list due to inflammation of the right sacroiliac joint (April 2-30)...homered in first at-bat of season May 1 vs. Kansas City...hit safely in 14 straight games May 7-21, batting .418 (23-for-55) with seven multi-hit games, seven home runs, 14 runs scored, and 21 RBI...had second career grand slam and season-high six RBI May 21 at Chicago-AL...earned American League Player of the Week honors May 18-24...finished May with 11 home runs and 32 RBI, the first time in Twins history a player has reached 11 home runs and 30 RBI in same month...only other player in franchise history to accomplish the feat was Harmon Killebrew, who hit 13 home runs and drove in 37 runs in August 1960 with the Washington Senators...his 32 RBI set a Twins record for the month of May...earned American League Player of the Month honors for May after batting .414 (41-for-99) with seven doubles, one triple, 11 home runs, 19 walks, 32 RBI, 27 runs scored and recording an on-base percentage of .500 and a slugging percentage of .838...finished June batting .353 (36-for-102) with three home runs, 11 RBI and 16 runs scored with 10 multi-hit games...hit career-high 14th home run June 20 vs. Houston...finished first-half batting .373 (90-for-241) with 15 home runs, 49 RBI and 49 runs scored in just 64 games...his .373 first-half average was sixth highest in Twins pre-All-Star break history...selected to third All-Star game and voted by the fans as the starting catcher for the second straight season...went 1-for-3 in the All-Star game with a run scored and a game-tying RBI-double in the fifth inning...for the month of August, led the AL in batting average (.391) and intentional walks (4), ranked second in hits (45), third in on-base percentage (.449), tied for fourth in runs (21), tied for fifth in home runs (8), fifth in slugging percentage (.652) and sixth in RBI (23)...had third four-hit game of season August 7 at Detroit...hit seven home runs in an 11-game span, with 17 RBI and .553 batting average August 7-18...hit safely in 24 of 28 games in August...hit safely in 110 of 138 games overall (80%)...won third American League batting title, becoming one of just 10 players in major league history to win three-or-more batting titles, and the first to win back-to-back batting titles since Nomar Garciaparra of Boston in 1999 and 2000...finished ninth in the American League in multi-hit games (55) and first in three-hit games (23)...led American League with .365 batting average, .444 on-base percentage, and .587 slugging percentage...only 12 players have ever led the American League in all three, with the last being Kansas City's George Brett in 1980...of the 12 AL players to do it, 10 are in the Baseball Hall of Fame (Ted Williams, 5 times; Ty Cobb, 3; Napoleon Lajoie, 2; and George Stone, Tris Speaker, Babe Ruth, Lou Gehrig, Jimmie Foxx, Frank Robinson, Carl Yastrzemski, Fred Lynn and George Brett)...no catcher in either league had ever led in all three categories at the end of a season before Mauer...named *Baseball America's* Player of the Year and MLB Players Choice Award's American League Most Outstanding Player...was given the Calvin R. Griffith Award for Most Valuable Twin and the Dick Siebert Award for Upper Midwest Player of the Year by the Twin Cities Baseball Writers Association...was given his second Rawlings Gold Glove Award...won Louisville Slugger Silver Slugger Award...was named the American League's Most Valuable Player, becoming the fifth player in club history to win the award (Zoilo Versalles, 1965; Harmon Killebrew, 1969; Rod Carew, 1977; and Justin Morneau, 2006)...became the first catcher to win the AL MVP since Texas Ivan Rodriguez in 1999.

**2008:** Finished first-half third in AL in batting (.322) behind Ian Kinsler (.337) of Texas and Justin Morneau (.323)...became first Twins catcher to start an All-Star Game July 15 at New York-AL, going 1-for-1 with a walk...had career-high 16-game hit-streak from August 4-24, batting .349 (22-for-63) with one home run, 10 RBI, and 13 runs scored...had second career five-hit game and season-high four RBI August 29 at Oakland...his .362 batting average with runners in scoring position ranked seventh in American League...was one of just four catchers to log 1,200-plus innings behind the plate, and ranked second in league by throwing out 36% of potential base stealers...finished season four points ahead of Dustin Pedroia (Boston) to win his second batting title in three years (2006)...it was 13th American League batting title by a Minnesota Twin in 48-year existence of team as he joined Tony Oliva and Rod Carew as only Twins who have won multiple titles...joined Buddy Myer (Washington, 1935) and Joe Cronin (Washington, 1931) as only players in franchise history to hit over .300, score over 95 runs, record 30-plus doubles, drive in 80-plus runs, and walk 80-plus times in a single season...was given the Dick Siebert Award for Upper Midwest Player of the Year and the Carl R. Pohlad Community Service Award by Twin Cities Baseball Writers Association...won first Rawlings Gold Glove Award, becoming second Twins catcher to win the award (Earl Battey in 1961 and 62)...became first American League player to win batting title and Gold Glove in same season since Ichiro Suzuki (Seattle) in 2004...won Louisville Slugger Silver Slugger Award.

**2007:** Disabled with strained left quadriceps May 6-June 8...began rehab assignment at Single-A Ft. Myers June 6...hit first career grand slam June 29 at Detroit...recorded Twins first inside-the-park home run since Torii Hunter (July 26, 2001) July 21 vs. Los Angeles-AL...had season-high 10-game hit-streak, going 15-for-40 (.375) July 14-24...threw out 19 of 40 (48%) runners attempting to steal to up career totals to 58 of 127 (46%).

**2006:** Named American League Player of the Week June 5-11...had first career five-hit game June 27 vs. Los Angeles-NL...named AL Player of the Month for July...selected to first career All-Star team July 11 at Pittsburgh...was intentionally walked 21 times, second highest single season total by a Twin (Killebrew, 23 in 1970)...finished season hitting .347 and lost the AL batting title...became first AL catcher to win batting title and at 23, the youngest batting champ since Alex Rodriguez (21) in 1996...the last catcher to win batting title was Ernie Lombardi in 1942 with the Boston Braves...won Dick Siebert Award as Upper Midwest Player of the Year...won Louisville Slugger Silver Slugger Award.

**2005:** Threw out 17 of 48 (35%) runners attempting to steal to up career totals to 22 of 64 (34%)...led club in batting (.294) and walks (61), tied for lead in intentional walks, second in hits (144) and multi-hit games (41), tied for second in stolen bases (13), and third in doubles (26).

**2004:** Made major league debut and singled off Rafael Betancourt for first big league hit April 5 vs. Cleveland...disabled with medial meniscus tear in left knee April 7-June 2...had surgery to remove meniscus in left knee April 8...began rehab assignment at Ft. Myers May 26 and continued rehab at Rochester...hit first major league homer off Esteban Yan June 6 vs. Detroit...had first career two-homer game June 30 vs. Chicago-AL...had first career four-hit game July 7 vs. Kansas City...disabled for remainder of season with sore left knee July 19...won Bill Boni Award as Twins Outstanding Rookie...ranked top prospect in the Twins organization by *Baseball America* entering the 2005 season.

**2003:** Began season at Single-A Ft. Myers...named Twins minor league Player of the Week May 24-30...played in Florida State League All-Star Game...promoted to New Britain June 16...played for United States team in Futures Game...named Twins minor league Player of the Month for July...named *Topps'* Eastern League Player of the Month for July...led both Florida State League and Eastern League in throwing out runners attempting to steal...led Twins minor leaguers in hits (172), second in RBI (85) and fourth in walks (49)...was fifth among all minor leaguers in hits and was 11th in batting (.338)...led all minor league catchers in batting...selected to Florida State League postseason All-Star team...rated best hitting prospect and best defensive catcher in Florida State League by *Baseball America*...named to *Baseball America's* minor league All-Star team and All-Defensive team...rated best prospect in Eastern League and Florida State League...named Teenager of the Year by Sportsticker...named minor league Player of the Year by *Baseball America* and Sportsticker...won Sherry Robertson Award as Twins minor league Player of the Year...played for Team USA in Olympic Qualifying Tournament in Panama...ranked top prospect in the Twins organization by *Baseball America* entering the 2004 season.

**2002:** Selected to Midwest League All-Star team June 18 at Lansing...disabled for remainder of season after surgery to repair hernia August 30...led club in walks (61), was second in batting (.302), hits (124) and RBI (62), tied for second in doubles (23), and fourth in at-bats (411) and runs (58)...named to Sportsticker's Midwest League All-Teen team and Midwest League postseason All-Star team...named to *Topps'* Single-A All-Star Team...rated top minor league catching prospect, second best arm strength, third best receiving skills and best defensive catcher in Midwest League by *Baseball America*...selected to Low Single-A All-Star team by *Baseball America*...ranked top prospect in the Twins organization by *Baseball America* entering the 2003 season.

**2001:** Named Twins minor league Player of the Week, going 14-for-29 (.483) August 26-September 1...named Twins minor league Player of the Month for August, going 44-for-107 (.411)...rated as top prospect in Appalachian League and top minor league catching prospect by *Baseball America*.

**PROFESSIONAL:** Signed by scout Mark Wilson.

| 2013                      |                               | MAUER'S GAME HIGHS                |                                   |  |  | CAREER |  |  |  |
|---------------------------|-------------------------------|-----------------------------------|-----------------------------------|--|--|--------|--|--|--|
| Hits: 5, 8/14 vs. CLE     | HR: 1, 11x, last 8/16 vs. CWS | Hits: 5, 6x, last 8/14/13 vs. CLE | HR: 2, 4x, last 8/18/09 at TEX    |  |  |        |  |  |  |
| RBI: 4, 8/14 vs. CLE      | Grand Slams: --               | RBI: 7, 7/26/10 at KC             | Grand Slams: 3, last 9/1/12 at KC |  |  |        |  |  |  |
| Hit-Streak: 15, 4/30-5/18 | SB: --                        | Hit-Streak: 16, 8/4-24/08         | SB: 2, 7/19/05 vs. BAL            |  |  |        |  |  |  |

|                            |              | MAUER'S PLAYING RECORD |             |             |            |             |            |           |            |            |          |           |           |            |            |           |           |           |             |
|----------------------------|--------------|------------------------|-------------|-------------|------------|-------------|------------|-----------|------------|------------|----------|-----------|-----------|------------|------------|-----------|-----------|-----------|-------------|
| YEAR                       | CLUB         | AVG                    | G           | AB          | R          | H           | 2B         | 3B        | HR         | RBI        | SH       | SF        | HB        | BB         | SO         | SB        | CS        | E         | OBP         |
| 2001                       | Elizabethton | .400                   | 32          | 110         | 14         | 44          | 6          | 2         | 0          | 14         | 0        | 0         | 1         | 19         | 10         | 4         | 0         | 4         | .492        |
| 2002                       | Quad Cities  | .302                   | 110         | 411         | 58         | 124         | 23         | 1         | 4          | 62         | 0        | 2         | 2         | 61         | 42         | 0         | 0         | 6         | .393        |
| 2003                       | Ft. Myers    | .335                   | 62          | 233         | 25         | 78          | 13         | 1         | 1          | 44         | 0        | 3         | 1         | 24         | 24         | 3         | 0         | 0         | .395        |
|                            | New Britain  | .341                   | 73          | 276         | 48         | 94          | 17         | 1         | 4          | 41         | 0        | 4         | 5         | 25         | 25         | 0         | 0         | 3         | .400        |
| 2004                       | Rochester    | .316                   | 5           | 19          | 1          | 6           | 3          | 0         | 0          | 2          | 0        | 1         | 0         | 1          | 4          | 0         | 0         | 0         | .333        |
|                            | Ft. Myers    | .667                   | 2           | 6           | 0          | 4           | 0          | 0         | 0          | 2          | 0        | 0         | 0         | 2          | 2          | 0         | 0         | 0         | .750        |
|                            | MINNESOTA    | .308                   | 35          | 107         | 18         | 33          | 8          | 1         | 6          | 17         | 0        | 3         | 1         | 11         | 14         | 1         | 0         | 2         | .369        |
| 2005                       | MINNESOTA    | .294                   | 131         | 489         | 61         | 144         | 26         | 2         | 9          | 55         | 0        | 3         | 1         | 61         | 64         | 13        | 1         | 5         | .372        |
| 2006                       | MINNESOTA    | .347                   | 140         | 521         | 86         | 181         | 36         | 4         | 13         | 84         | 0        | 7         | 1         | 79         | 54         | 8         | 3         | 4         | .429        |
| 2007                       | Ft. Myers    | .000                   | 1           | 3           | 0          | 0           | 0          | 0         | 0          | 0          | 0        | 0         | 0         | 1          | 0          | 0         | 0         | 0         | .250        |
|                            | MINNESOTA    | .293                   | 109         | 406         | 62         | 119         | 27         | 3         | 7          | 60         | 2        | 3         | 3         | 57         | 51         | 7         | 1         | 1         | .382        |
| 2008                       | MINNESOTA    | .328                   | 146         | 536         | 98         | 176         | 31         | 4         | 9          | 85         | 1        | 11        | 1         | 84         | 50         | 1         | 1         | 3         | .413        |
| 2009                       | Ft. Myers    | .400                   | 5           | 15          | 2          | 6           | 2          | 0         | 0          | 4          | 0        | 1         | 0         | 2          | 1          | 0         | 0         | 0         | .444        |
|                            | MINNESOTA    | .365                   | 138         | 523         | 94         | 191         | 30         | 1         | 28         | 96         | 0        | 5         | 2         | 76         | 63         | 4         | 1         | 3         | .444        |
| 2010                       | MINNESOTA    | .327                   | 137         | 510         | 88         | 167         | 43         | 1         | 9          | 75         | 0        | 6         | 3         | 65         | 53         | 1         | 4         | 3         | .402        |
| 2011                       | Ft. Myers    | .261                   | 7           | 23          | 3          | 6           | 2          | 0         | 1          | 6          | 0        | 0         | 1         | 3          | 1          | 0         | 0         | 0         | .370        |
|                            | MINNESOTA    | .287                   | 82          | 296         | 38         | 85          | 15         | 0         | 3          | 30         | 0        | 2         | 3         | 32         | 38         | 0         | 0         | 5         | .360        |
| 2012                       | MINNESOTA    | .319                   | 147         | 545         | 81         | 174         | 31         | 4         | 10         | 85         | 1        | 3         | 2         | 90         | 88         | 8         | 4         | 5         | .416        |
| 2013                       | MINNESOTA    | .324                   | 113         | 445         | 62         | 144         | 35         | 0         | 11         | 47         | 0        | 2         | 0         | 61         | 89         | 0         | 1         | 3         | .404        |
| <b>Minor League Totals</b> |              | <b>.330</b>            | <b>297</b>  | <b>1096</b> | <b>151</b> | <b>362</b>  | <b>66</b>  | <b>5</b>  | <b>10</b>  | <b>175</b> | <b>0</b> | <b>11</b> | <b>10</b> | <b>138</b> | <b>109</b> | <b>7</b>  | <b>0</b>  | <b>13</b> | <b>.406</b> |
| <b>Major League Totals</b> |              | <b>.323</b>            | <b>1178</b> | <b>4378</b> | <b>688</b> | <b>1414</b> | <b>282</b> | <b>20</b> | <b>105</b> | <b>634</b> | <b>4</b> | <b>45</b> | <b>17</b> | <b>616</b> | <b>564</b> | <b>43</b> | <b>16</b> | <b>34</b> | <b>.405</b> |

## MAUER'S CAREER FIELDING RECORD

| POSITION      | PCT         | G          | PO          | A          | E         | TC          | DP        | PB        |
|---------------|-------------|------------|-------------|------------|-----------|-------------|-----------|-----------|
| Catcher       | .995        | 920        | 5831        | 323        | 30        | 6184        | 39        | 40        |
| First Base    | .993        | 56         | 501         | 31         | 4         | 536         | 46        | —         |
| Outfield      | 1.000       | 1          | 3           | 0          | 0         | 3           | 0         | —         |
| <b>Totals</b> | <b>.995</b> | <b>977</b> | <b>6335</b> | <b>354</b> | <b>34</b> | <b>6723</b> | <b>85</b> | <b>40</b> |

## MAUER'S DIVISION SERIES RECORD

| YEAR                          | OPPONENT    | AVG         | G        | AB        | R        | H         | 2B       | 3B       | HR       | RBI      | SH       | SF       | HB       | BB       | SO       | SB       | CS       | E        | OBP         |      |
|-------------------------------|-------------|-------------|----------|-----------|----------|-----------|----------|----------|----------|----------|----------|----------|----------|----------|----------|----------|----------|----------|-------------|------|
| 2006                          | Oakland     | .182        | 3        | 11        | 0        | 2         | 0        | 0        | 0        | 0        | 0        | 0        | 0        | 0        | 1        | 0        | 0        | 0        | 0           | .250 |
| 2009                          | New York-AL | .417        | 3        | 12        | 1        | 5         | 1        | 0        | 0        | 1        | 0        | 0        | 0        | 2        | 4        | 0        | 0        | 0        | 0           | .500 |
| 2010                          | New York-AL | .250        | 3        | 12        | 0        | 3         | 0        | 0        | 0        | 0        | 0        | 0        | 0        | 1        | 3        | 0        | 0        | 1        | .250        |      |
| <b>Division Series Totals</b> |             | <b>.286</b> | <b>9</b> | <b>35</b> | <b>1</b> | <b>10</b> | <b>1</b> | <b>0</b> | <b>0</b> | <b>1</b> | <b>0</b> | <b>0</b> | <b>0</b> | <b>4</b> | <b>7</b> | <b>0</b> | <b>0</b> | <b>1</b> | <b>.359</b> |      |

## MAUER'S ALL-STAR GAME RECORD

| YEAR                        | HOST           | AVG         | G        | AB        | R        | H        | 2B       | 3B       | HR       | RBI      | SH       | SF       | HB       | BB       | SO       | SB       | CS       | E        | OBP         |       |
|-----------------------------|----------------|-------------|----------|-----------|----------|----------|----------|----------|----------|----------|----------|----------|----------|----------|----------|----------|----------|----------|-------------|-------|
| 2006                        | Pittsburgh     | .000        | 1        | 2         | 0        | 0        | 0        | 0        | 0        | 0        | 0        | 0        | 0        | 0        | 1        | 0        | 0        | 0        | 0           | .000  |
| 2008                        | New York-AL    | 1.000       | 1        | 1         | 0        | 1        | 0        | 0        | 0        | 0        | 0        | 0        | 0        | 1        | 0        | 0        | 0        | 0        | 0           | 1.000 |
| 2009                        | St. Louis      | .333        | 1        | 3         | 1        | 1        | 1        | 0        | 0        | 1        | 0        | 0        | 0        | 0        | 0        | 0        | 0        | 0        | 0           | .333  |
| 2010                        | Los Angeles-AL | .000        | 1        | 2         | 0        | 0        | 0        | 0        | 0        | 0        | 0        | 0        | 0        | 0        | 0        | 0        | 0        | 0        | 0           | .000  |
| 2012                        | Kansas City    | 1.000       | 1        | 1         | 0        | 1        | 0        | 0        | 0        | 0        | 0        | 0        | 0        | 0        | 0        | 0        | 0        | 0        | 0           | 1.000 |
| 2013                        | New York-NL    | .500        | 1        | 2         | 0        | 1        | 0        | 0        | 0        | 0        | 0        | 0        | 0        | 0        | 0        | 0        | 0        | 0        | 0           | .500  |
| <b>All-Star Game Totals</b> |                | <b>.364</b> | <b>6</b> | <b>11</b> | <b>1</b> | <b>4</b> | <b>1</b> | <b>0</b> | <b>0</b> | <b>1</b> | <b>0</b> | <b>0</b> | <b>0</b> | <b>1</b> | <b>1</b> | <b>0</b> | <b>0</b> | <b>0</b> | <b>.417</b> |       |

## MAUER'S WORLD BASEBALL CLASSIC RECORD

| YEAR | CLUB | AVG  | G | AB | R | H | 2B | 3B | HR | RBI | SH | SF | HB | BB | SO | SB | CS | E | OBP  |
|------|------|------|---|----|---|---|----|----|----|-----|----|----|----|----|----|----|----|---|------|
| 2013 | USA  | .429 | 6 | 21 | 4 | 9 | 2  | 1  | 0  | 2   | 0  | 0  | 0  | 5  | 4  | 0  | 0  | 0 | .538 |

## ROBERTO CLEMENTE AWARD

Since 1971, Major League Baseball has annually presented an award that recognizes a player who best exemplifies the game of baseball through sportsmanship, community involvement and positive contributions to his team.

In 1973, following the tragic death of Roberto Clemente, the award was named to honor the man whose spirit and goodwill will always be remembered. The 12-time All-Star and Hall of Famer was killed in a plane crash in 1972 delivering food and medical supplies to earthquake victims in Nicaragua. The award recognizes those individuals who truly understand the value of helping others.

A panel of baseball dignitaries, including Vera Clemente and Commissioner Allan H. (Bud) Selig, annually selects the winner from a list of 30 candidates, one from each Major League Baseball Club. The winner of the national Roberto Clemente Award is announced during a pre-game ceremony at the World Series. Past winners include Jamie Moyer, Jim Thome, Rod Carew (Twins - 1977), Dave Winfield (Twins - 1994), Kirby Puckett (Twins - 1996), Curt Schilling, Al Leiter, Tony Gwynn, Willie Mays, Ozzie Smith, Derek Jeter, Albert Pujols, John Smoltz, and Cal Ripken, Jr.

The 2013 Minnesota Twins Roberto Clemente Award nominee was Joe Mauer (first career nomination).



# CHRIS PARMELEE

# 27

FIRST BASEMAN/OUTFIELDER

HEIGHT/WEIGHT: 6-1/221

BATS/THROWS: L/L

BORN: 2/24/88 in Long Beach, CA

AGE: 25

RESIDES: Chino Hills, CA

ACQUIRED: 1st round (20th overall) pick, 2006 First-Year Player Draft

M.L. SERVICE: 1 year, 88 days

CONTRACT STATUS: Signed thru 2013

**PERSONAL:** Christopher Matthew Parmelee (pronounced PAR-muh-lee)...wife Amanda (Janes)...son Jack Jeffrey (9/20/12)...2006 graduate of Chino Hills (CA) High School...named AFLAC All-American and All-State senior season...rated second best high school pure hitter in the nation by *Baseball America*.

## 2013:

- Made the Twins Opening Day roster for second time in career and was the Opening Day right fielder April 1 vs. Detroit.
- Homered in back-to-back games May 1 and 3 at Cleveland, marking the third time in his career doing so.
- First career two-homer game June 22 at Cleveland, both solo shots, one in the eighth inning, the other in the ninth.
- Optioned to Triple-A Rochester July 14.
- Hit .231 (40-for-173) in 45 games for the Red Wings and was recalled September 9.
- Played 18 games for the Twins in September.
- Recorded six outfield assists, tied for second most on the club.

**2012:** Made Twins Opening Day roster for first time in career and was in Opening Day lineup, batting eighth at first base, going 1-for-4 April 6 at Baltimore...went just 2-for-34 (.059) in 12 games April 30-May 15 and was optioned to Triple-A Rochester May 15...batted .375 (18-for-48) with four doubles, four home runs, 12 RBI, 13 runs scored and 12 walks in 15 games for Red Wings before being recalled by Twins June 8...hit first major league home run of season June 30 vs. Kansas City...optioned to Triple-A Rochester July 5...recalled by Twins July 21 when Justin Morneau was placed on paternity list...optioned back to Rochester July 23 when Morneau returned...hit safely in 15 straight games July 18-August 5, batting .439 (29-for-66), including two multi-homer games during streak...named International League Batter of the Week July 30-August 5, batting .517 (15-for-29) with three doubles, five home runs, nine RBI, and eight runs scored in six games for Red Wings...hit 11 home runs in a 17-game span July 26-August 12...earned *Topps Player of the Month* honor for August after hitting .323 (32-for-99) with eight doubles, eight home runs, 20 RBI, 20 runs scored, and 23 walks in 28 games...recalled by Twins August 29...hit safely in career-high eight straight games August 29-September 5, including three home runs during the streak and career-high four RBI September 4 at Chicago-AL...missed three games September 21-23 to attend the birth of first child, Jack Jeffrey, September 20...ranked fourth in entire Twins organization in home runs (22) and fifth in walks (64).

**2011:** Started season with Double-A New Britain, batting .287 (152-for-530) with 13 home runs and 30 doubles in 142 games with Rock Cats...named Twins minor league Player of the Week May 8-14 after hitting .414 (12-for-29) with two doubles, five RBI, five runs scored and two walks in seven games...named Twins minor league Player of the Month for July after batting .305 (36-for-118) with eight doubles, six home runs, 26 RBI, 17 runs scored and 20 walks in 32 games...recalled by Twins September 6...made major league debut, batting fifth at first base, going 2-for-4, including a single off Jake Peavy for first career hit September 6 vs. Chicago-AL...recorded first major league extra-base hit, a double off John Danks in the third inning September 7 vs. Chicago-AL, also first multi-RBI game...hit first career home run, a two-run shot off Josh Jody, September 17 vs. Cleveland; it also marked first career three-hit game...had season-high six game hit-streak, batting .520 (13-for-25) with five multi-hit games in that span...batted .392 (20-for-51) with five doubles, four home runs, 11 RBI, eight walks and eight runs scored in final 13 games September 17-28; recorded multiple hits in eight of those 13 contests...played 20 games at first base for Twins and batted fourth for 13 games...hit safely in 16 of 21 games...his .355 batting average in September was fourth highest among all rookies in baseball; also in September, his 14 RBI were tied for third most and his four home runs were tied for fourth most...his .355 September average ranked as fifth best among rookies in Twins history during September...was one of 11 rookies in club history to hit four-or-more homers in September...his 27 hits were tied for eighth most among Twins rookies...led entire Twins organization in hits (179), RBI (97), walks (80), total bases (276), at-bats (606) and games (163), and was tied for first in doubles (36)...among Twins minor leaguers he ranked first in RBI (83), second in hits (152), third in walks (68), fourth in runs (76), and seventh in doubles (30)...named best defensive first baseman in Eastern League by *Baseball America*...also ranked ninth best prospect in the Twins organization by same publication entering the 2012 season...named as the first baseman on MLB.com's 2011 Twins organizational All-Star team.

**2010:** Invited to Twins spring training...assigned to minor league camp March 21, and began season at Double-A New Britain...transferred to Single-A Ft. Myers May 17...returned to New Britain June 10...named Twins minor league Player of the Week July 16 after batting .444 with one double, two RBI, three runs scored, four walks and a .545 on-base percentage in five games...participated in Arizona Fall League with Peoria Saguaros, batting .339 (37-for-109) with 11 doubles, two triples, 13 RBI, 16 runs scored and 12 walks in 29 games...his 11 doubles were tied for league-lead...hit .387 (29-for-75) off right-handed pitching in the AFL...ranked 18th best prospect in Twins organization by *Baseball America* entering 2011 season.

**2009:** Spent entire season at Single-A Ft. Myers...homered in three straight games June 9-11...named Florida State League Player of the Week June 22-28 after batting .500 (9-for-18) with one home run and nine RBI...selected to play in Florida State League All-Star Game...was Florida State League home run derby winner...recorded five consecutive two-hit games August 4-11...named to Florida State League postseason All-Star team...ranked 17th best prospect in Florida State League by *Baseball America*...hit 14 of his 16 home runs off right-handed pitching...led all Twins minor leaguers in walks (65) and strikeouts (109), second in RBI (73) and third in home runs...ranked 14th best prospect in Twins organization by *Baseball America* entering 2010.

**2008:** Spent entire season at Single-A Beloit...homered in three consecutive games April 5-7...batted .429 (6-for-14) with five runs scored, 10

RBI and three doubles to earn Twins minor league Player of the Week April 19-26...hit six home runs in 20 June games...disabled for remainder of season with a left hand fracture June 26...led the Miracle in home runs (14) and RBI (49), and tied for most walks (52) in the Twins system...ranked as the best power-hitting prospect in the Twins organization and 14th best prospect by *Baseball America* entering the 2009 season.

**2007:** Spent entire season at Single-A Beloit...batted .385 (5-for-13) with one triple, one home run and three RBI as Twins minor league Player of the Week June 22-28...led the Snappers in doubles (23), home runs (15) and RBI (70)...ranked 12th best prospect in Twins system by *Baseball America* entering 2008.

**2006:** Started professional career with the GCL Twins and played in 45 games...homered in first professional game June 29 at GCL Pirates...promoted to Beloit August 20...finished third in the GCL in home runs (8) and slugging, fourth in RBI (32) and fifth in extra-base hits (19)...ranked second best prospect in the GCL by *Baseball America*...ranked fourth best prospect in the Twins organization by *Baseball America* entering the 2007 season...ranked as the best hitter for average in Twins organization by *Baseball America* entering the 2007 season.

**PROFESSIONAL:** Signed by scout John Leavitt.

| 2013                           |                    | PARMEELE'S GAME HIGHS             |                       | CAREER                     |                       |
|--------------------------------|--------------------|-----------------------------------|-----------------------|----------------------------|-----------------------|
| Hits: 3, 3x, last 9/24 vs. DET | HR: 2, 6/22 at CLE | Hits: 3, 5x, last 9/24/13 vs. DET | HR: 2, 6/22/13 at CLE | RBI: 2, 6/22/13 at CLE     | Grand Slams: --       |
| RBI: 2, 6x, last 9/15 vs. TB   | Grand Slams: --    | RBI: 4, 9/4/12 at CWS             | Grand Slams: --       | Hit-Streak: 8, 8/29-9/5/12 | SB: 1, 4/4/13 vs. DET |
| Hit-Streak: 6, 5/29-6/4        | SB: 1, 4/4 vs. DET |                                   |                       |                            |                       |

| PARMEELE'S PLAYING RECORD |                     |      |     |      |     |     |     |    |    |     |    |    |    |     |     |    |    |    |      |
|---------------------------|---------------------|------|-----|------|-----|-----|-----|----|----|-----|----|----|----|-----|-----|----|----|----|------|
| YEAR                      | CLUB                | AVG  | G   | AB   | R   | H   | 2B  | 3B | HR | RBI | SH | SF | HB | BB  | SO  | SB | CS | E  | OBP  |
| 2006                      | GCL Twins           | .279 | 45  | 154  | 29  | 43  | 7   | 4  | 8  | 32  | 0  | 2  | 0  | 23  | 47  | 3  | 3  | 5  | .369 |
|                           | Beloit              | .227 | 11  | 22   | 2   | 5   | 1   | 0  | 0  | 2   | 0  | 0  | 0  | 5   | 9   | 0  | 2  | 0  | .370 |
| 2007                      | Beloit              | .239 | 128 | 447  | 56  | 107 | 23  | 5  | 15 | 70  | 0  | 4  | 4  | 46  | 137 | 8  | 4  | 7  | .313 |
| 2008                      | Beloit              | .239 | 69  | 226  | 41  | 54  | 10  | 3  | 14 | 49  | 1  | 5  | 5  | 52  | 83  | 3  | 1  | 6  | .385 |
| 2009                      | Ft. Myers           | .258 | 123 | 422  | 61  | 109 | 27  | 1  | 16 | 73  | 0  | 8  | 6  | 65  | 109 | 2  | 2  | 11 | .359 |
| 2010                      | Ft. Myers           | .338 | 22  | 80   | 9   | 27  | 2   | 1  | 2  | 17  | 0  | 0  | 0  | 13  | 11  | 0  | 1  | 1  | .430 |
|                           | New Britain         | .275 | 111 | 411  | 51  | 113 | 25  | 2  | 6  | 44  | 0  | 7  | 2  | 43  | 70  | 3  | 2  | 11 | .341 |
| 2011                      | New Britain         | .287 | 142 | 530  | 76  | 152 | 30  | 5  | 13 | 83  | 0  | 9  | 3  | 68  | 94  | 0  | 1  | 6  | .366 |
|                           | MINNESOTA           | .355 | 21  | 76   | 8   | 27  | 6   | 0  | 4  | 14  | 0  | 0  | 0  | 12  | 13  | 0  | 0  | 2  | .443 |
| 2012                      | Rochester           | .338 | 64  | 228  | 45  | 77  | 17  | 1  | 17 | 49  | 0  | 2  | 1  | 51  | 52  | 1  | 1  | 2  | .457 |
|                           | MINNESOTA           | .229 | 64  | 192  | 18  | 44  | 10  | 2  | 5  | 20  | 0  | 1  | 4  | 13  | 52  | 0  | 0  | 2  | .290 |
| 2013                      | Rochester           | .231 | 45  | 173  | 23  | 40  | 13  | 1  | 3  | 22  | 0  | 2  | 1  | 22  | 32  | 1  | 0  | 1  | .318 |
|                           | MINNESOTA           | .228 | 101 | 294  | 21  | 67  | 13  | 0  | 8  | 24  | 0  | 3  | 3  | 33  | 81  | 1  | 1  | 2  | .309 |
|                           | Minor League Totals | .270 | 760 | 2693 | 393 | 727 | 155 | 23 | 94 | 441 | 1  | 39 | 22 | 388 | 644 | 21 | 17 | 50 | .362 |
|                           | Major League Totals | .246 | 186 | 562  | 47  | 138 | 29  | 2  | 17 | 57  | 0  | 4  | 7  | 58  | 146 | 1  | 1  | 6  | .322 |

| PARMEELE'S CAREER FIELDING RECORD |      |     |     |    |   |     |    |    |
|-----------------------------------|------|-----|-----|----|---|-----|----|----|
| POSITION                          | PCT  | G   | PO  | A  | E | TC  | DP | PB |
| First Base                        | .994 | 81  | 612 | 49 | 4 | 665 | 77 | —  |
| Outfield                          | .986 | 87  | 135 | 7  | 2 | 144 | 0  | —  |
| Totals                            | .993 | 168 | 747 | 56 | 6 | 809 | 77 | —  |



# MIKE PELFREY

RIGHT-HANDED PITCHER

# 37

HEIGHT/WEIGHT: 6-7/249

BATS/THROWS: R/R

BORN: 1/14/84 in Wright-Patterson AFB, OH AGE: 29

RESIDES: Wichita, KS

ACQUIRED: Signed as free agent, 12/20/12

M.L. SERVICE: 6 years, 122 days

CONTRACT STATUS: Signed thru 2013

**PERSONAL:** Michael Alan Pelfrey (pronounced PELL-free)...wife Angela...son Chase (8/6/09) and daughter Madison Caroline (2/4/11)...2002 graduate of Heights High School in Wichita, KS...four-year captain on the baseball team and played one year of basketball...named 2001 Kansas Gatorade Player of the Year, a 2001 Rawlings District-V All-American and the 2002 Proline Kansas Player of the Year...named All-State in baseball in 2001 and 2002...helped Team USA win a gold medal at the FISU II World University Baseball Championship in Tainan, Taiwan in 2004, going 1-1 with 20 strikeouts in 16.2 innings pitched in three starts.

## 2013:

- Opened season with Minnesota after signing as a free agent December 20, 2012.
- Made Twins debut April 4 vs. Detroit, allowing two runs (none earned) on five hits in 5.2 innings pitched and earned the win.
- Posted a 6.11 ERA (70.2 IP, 48 ER) in first 14 starts April 4-June 18; posted a 3.45 ERA (62.2 IP, 24 ER) July 6-August 31.
- Set career-high with six walks August 25 at Cleveland.
- Set season-high with seven strikeouts three times, one away from tying his career-high.
- Ranked second on the Twins staff in innings pitched (152.2 IP) and tied for first in strikeouts (101).

**2012:** Opened season as the Mets number four starter, making first start April 9 vs. Washington, allowing three runs on 10 hits in 5.2 innings with one walk and eight strikeouts but did not factor into the decision...experienced right elbow discomfort in third start; allowed one run on six hits in 8.0 innings pitched April 21 vs. San Francisco; placed on the 15-day disabled list and had "Tommy John" surgery on right elbow May 1, a procedure performed by Dr. James Andrews in Gulf Breeze, FL.

**2011:** Made first career Opening Day start April 1 at Florida, suffering the loss, allowing five runs in 4.1 innings pitched...went 2-1, 3.09 (35.0 IP, 12 ER) with opponents totaled .217 in five May starts...pitched third career complete game June 18 vs. Los Angeles-AL...fourth career complete game July 27 at Cincinnati...did not allow a home run July 27-September 9, a stretch of 10 games, including nine starts (45.1 IP)...had the fourth lowest run support in baseball (minimum of 33 starts), with 78 runs scored, 2.36 per game...made 33 starts and pitched 193.2 innings, becoming the third Mets pitcher since 1980 to start at least 31 games and throw at least 175.0 innings in at least four straight seasons -- Ron Darling (1984-89) and Tom Glavine (2003-07).

**2010:** Went 8-1, 2.23 (80.2 IP, 20 ER) in first 12 starts, becoming just third Mets pitcher since 1991 to win at least eight of first 12 starts and record an ERA under 2.50 (Bobby Jones in 1997, 10-2, 2.22 ERA and Johan Santana in 2009, 8-3, 2.39 ERA)...earned first professional save April 17 at St. Louis, tossing 1.0 scoreless inning...led the majors and tied a franchise record (Nolan Ryan - 1970) with a 0.69 ERA (26.0 IP, 2 ER) in April...posted 27.0-inning scoreless streak April 9-May 1...won ninth game in 10th decision June 13 at Baltimore, becoming the fifth pitcher in franchise history to win nine-plus games in their first 10 decisions -- Terry Leach (10-0 in 1987), David Cone and Dwight Gooden (both 9-1 in 1988) and Al Leiter (9-1 in 2000)...recorded 15th win September 16 vs. Pittsburgh, becoming the 10th right-hander in Mets history to record at least 15 wins in a season; the start also marked his 30th of the season, making him the first Met to make at least 30 starts in three consecutive seasons since Tom Glavine went five straight seasons from 2003-07...went 10-3, 2.83 (124.0 IP, 39 ER) in 19 starts at home...set career-highs in wins (15), ERA (3.66), starts (33), innings pitched (204.0) and strikeouts (113).

**2009:** Started the first ever regular season game at Citi Field April 13 vs. San Diego, throwing the first pitch at 7:11 pm to Jody Gerut who homered later in the at-bat; allowed five runs on eight hits in 5.0 innings and did not factor into the decision...won four straight decisions April 8-May 7...balked three times May 17 at San Francisco, becoming the first pitcher since Al Leiter April 23, 1994 to do so...had first career extra-base hit (double) June 10 vs. Philadelphia...tossed season-high 8.0 innings, September 6 vs. Chicago-NL.

**2008:** Made the Mets Opening Day roster for first time in career and spent the entire season there...named National League Player of the Week July 7-13, going 2-0, 0.00 (15.0 IP) with 10 strikeouts...tossed 19.0 straight scoreless innings July 3-20...tossed first career complete game August 20 vs. Atlanta, allowing three runs on three hits with three walks and three strikeouts...pitched second complete game August 25 vs. Houston, becoming the first Mets pitcher to pitch consecutive complete games since Rick Reed in 2001...recorded 11 wins from May 31 through the end of the season, sixth-most in the NL; also pitched 151.2 innings which ranked fifth in that span...tied for second in baseball, tied for NL-lead and set a Mets franchise record with 29 ground into double plays.

**2007:** Began the season as the 20th best prospect in baseball according to *Baseball America*...split season between Single-A St. Lucie, Triple-A New Orleans and New York Mets; had four stints with the Mets during the season April 13-May 13, July 1-16, July 28-29 and September 1 through the end of the season...made first start April 13 vs. Washington, allowing six hits on two runs (1 earned), with four walks and two strikeouts; became the youngest Mets pitcher to make an April start since 1996...first major league hit July 1 at Philadelphia, singling off Kyle Kendrick...combined to go 6-14, 4.72 (152.2 IP, 80 ER) in 30 games (28 starts) between all three levels combined.

**2006:** Began season as 36th best prospect in baseball according to *Baseball America*...started season with Single-A St. Lucie...promoted to Double-A Binghamton April 26...named to the Eastern League All-Star team...recalled by the Mets July 8 and made major league debut that night, earning the win in the second game of a double header vs. Florida; allowed three runs (2 earned) on five hits in 5.0 innings, with four walks and

three strikeouts -- became the first Mets starting pitcher to win major league debut since Matato Yoshi on April 5, 1998...made four starts for the Mets and was optioned to Triple-A Norfolk August 2...recalled by the Mets again September 13 but did not appear.

**AMATEUR CAREER:** Attended Wichita State from 2003-05, going 33-7, 2.17 (359.2 IP, 87 ER) with 69 walks and 366 strikeouts in 52 career games (51 starts)...2003: Went 10-2, 2.49 (104.2 IP, 29 ER) in 17 games (16 starts) as a freshman; led the Missouri Valley Conference in ERA (2.49) and was second in strikeouts (98)...named MVC Freshman of the Year and was first team All-Missouri Conference honoree...earned Freshman All-America honors by Collegiate Baseball and *Baseball America*...2004: Went 11-2, 2.18 (115.1 IP, 28 ER) in 16 starts as a sophomore; named Missouri Valley Conference Pitcher of the Year, was a finalist for the Roger Clemens Award; earned second team All-America honors by *Baseball America*, Collegiate Baseball, American Baseball Coaches Association, *Sports Weekly* and CollegeBaseballInsider.com and was a third team All-American selection by the National Collegiate Baseball Writers Association...2005: Went 12-3, 1.93 (139.2 IP, 30 ER) with seven complete games in 19 starts as a junior...named Missouri Valley Conference Pitcher of the Year becoming the only pitcher to win that award twice (sophomore), named first team All-America by Collegiate Baseball and a second team All-America by *Sports Weekly*...finished second on the school's all-time strikeouts list (366) and ranked seventh in innings pitched (359.2), ninth in complete games (14) and shutouts (14) and 10th in winning percentage (.825)...ranked fifth best prospect in the draft and fourth best collegiate pitcher by *Baseball America*.

**PROFESSIONAL:** New York Mets first round pick (9th overall) in 2005 First-Year Player Draft; signed by scout Larry Chase...originally drafted by Tampa Bay in the 15th round of the 2002 First-Year Player Draft.

## 2013

IP: 7.0, 2x, last 8/31 at TEX  
SO: 7, 4x, last 9/6 vs. TOR  
Win-Streak: 1, 5x, last 8/20

Walks: 6, 8/25 at CLE  
CG: --  
Low-Hit: --

## PELFREY'S GAME HIGHS

IP: 9.0, 5x, last 7/27/11 at CIN  
SO: 8, 3x, last 4/9/12 vs. WAS  
Win-Streak: 7, 6/16-7/25/08

## CAREER

Walks: 5, 8/25/13 at CLE  
CG: 4, last 7/27/11 at CIN  
Low-Hit: 3, 8/20/08 vs. ATL

## PELFREY'S PITCHING RECORD

| YEAR | CLUB                   | W-L   | ERA  | G   | GS  | CG | SH | SV | IP     | H    | R   | ER  | HR | HB | BB  | SO  | WP | BK | BAA  |
|------|------------------------|-------|------|-----|-----|----|----|----|--------|------|-----|-----|----|----|-----|-----|----|----|------|
| 2006 | St. Lucie              | 2-1   | 1.64 | 4   | 4   | 0  | 0  | 0  | 22.0   | 17   | 5   | 4   | 1  | 1  | 2   | 26  | 3  | 0  | .224 |
|      | Binghamton             | 4-2   | 2.71 | 12  | 12  | 0  | 0  | 0  | 66.1   | 60   | 23  | 20  | 2  | 4  | 26  | 77  | 2  | 0  | .244 |
|      | NEW YORK-NL            | 2-1   | 5.48 | 4   | 4   | 0  | 0  | 0  | 21.1   | 25   | 14  | 13  | 1  | 3  | 12  | 13  | 2  | 0  | .305 |
|      | Norfolk                | 1-0   | 2.25 | 2   | 2   | 0  | 0  | 0  | 8.0    | 4    | 2   | 2   | 1  | 0  | 5   | 6   | 0  | 0  | .148 |
| 2007 | St. Lucie              | 0-0   | 3.00 | 1   | 1   | 0  | 0  | 0  | 6.0    | 5    | 3   | 2   | 1  | 2  | 3   | 2   | 0  | 0  | .250 |
|      | New Orleans            | 3-6   | 4.01 | 14  | 14  | 0  | 0  | 0  | 74.0   | 74   | 35  | 33  | 6  | 6  | 26  | 56  | 2  | 0  | .261 |
|      | NEW YORK-NL            | 3-8   | 5.57 | 15  | 13  | 0  | 0  | 0  | 72.2   | 85   | 47  | 45  | 6  | 9  | 39  | 45  | 3  | 0  | .298 |
| 2008 | NEW YORK-NL            | 13-11 | 3.72 | 32  | 32  | 2  | 0  | 0  | 200.2  | 209  | 86  | 83  | 12 | 13 | 64  | 110 | 2  | 0  | .276 |
| 2009 | NEW YORK-NL            | 10-12 | 5.03 | 31  | 31  | 0  | 0  | 0  | 184.1  | 213  | 112 | 103 | 18 | 7  | 66  | 107 | 1  | 6  | .289 |
| 2010 | NEW YORK-NL            | 15-9  | 3.66 | 34  | 33  | 0  | 0  | 1  | 204.0  | 213  | 88  | 83  | 12 | 6  | 68  | 113 | 1  | 1  | .275 |
| 2011 | NEW YORK-NL            | 7-13  | 4.74 | 34  | 33  | 2  | 0  | 0  | 193.2  | 220  | 111 | 102 | 21 | 7  | 65  | 105 | 2  | 2  | .286 |
| 2012 | NEW YORK-NL            | 0-0   | 2.29 | 3   | 3   | 0  | 0  | 0  | 19.2   | 24   | 5   | 5   | 0  | 0  | 4   | 13  | 1  | 0  | .300 |
| 2013 | MINNESOTA              | 5-13  | 5.19 | 29  | 29  | 0  | 0  | 0  | 152.2  | 184  | 92  | 88  | 13 | 6  | 53  | 101 | 1  | 0  | .300 |
|      | Minor League Totals    | 10-9  | 3.11 | 33  | 33  | 0  | 0  | 0  | 176.1  | 160  | 68  | 61  | 11 | 13 | 62  | 167 | 7  | 0  | .245 |
|      | National League Totals | 50-54 | 4.36 | 153 | 149 | 4  | 0  | 1  | 896.1  | 989  | 463 | 434 | 70 | 45 | 318 | 506 | 12 | 9  | .284 |
|      | American League Totals | 5-13  | 5.19 | 29  | 29  | 0  | 0  | 0  | 152.2  | 184  | 92  | 88  | 13 | 6  | 53  | 101 | 1  | 0  | .300 |
|      | Major League Totals    | 55-67 | 4.48 | 182 | 178 | 4  | 0  | 1  | 1049.0 | 1173 | 555 | 522 | 83 | 51 | 371 | 607 | 13 | 9  | .286 |

**PELFREY'S CAREER FIELDING RECORD**

| POSITION | PCT  | G   | PO | A   | E | TC  | DP | PB |
|----------|------|-----|----|-----|---|-----|----|----|
| Pitcher  | .964 | 182 | 68 | 146 | 8 | 222 | 13 | —  |

**PELFREY'S BATTING RECORD**

| BATTING | AVG  | AB  | R  | H  | 2B | 3B | HR | RBI | SH | SF | HB | BB | SO | SB | CS | OBP  |
|---------|------|-----|----|----|----|----|----|-----|----|----|----|----|----|----|----|------|
| Career  | .098 | 265 | 13 | 26 | 5  | 0  | 0  | 13  | 24 | 1  | 2  | 13 | 71 | 0  | 0  | .146 |

**PELFREY'S DAY-BY-DAY**

| Date                    | Opp. | Dec.        | IP           | H          | R         | ER        | HR        | BB        | SO         | IR/IRS          |
|-------------------------|------|-------------|--------------|------------|-----------|-----------|-----------|-----------|------------|-----------------|
| April 4                 | DET  | W(1-0)      | 5.1          | 5          | 2         | 0         | 0         | 2         | 1          | --              |
| April 9                 | @KCR | L(1-1)      | 2.0          | 8          | 6         | 6         | 0         | 0         | 1          | --              |
| April 16                | LAA  | W(2-1)      | 5.0          | 7          | 4         | 4         | 0         | 2         | 2          | --              |
| April 23(2)             | MIA  | L(2-2)      | 4.2          | 9          | 5         | 5         | 0         | 1         | 2          | --              |
| April 29                | @DET | L(2-3)      | 5.1          | 7          | 4         | 4         | 2         | 2         | 1          | --              |
| <b>APRIL TOTALS</b>     |      | <b>2-3</b>  | <b>22.1</b>  | <b>36</b>  | <b>21</b> | <b>19</b> | <b>2</b>  | <b>7</b>  | <b>7</b>   | <b>7.66 ERA</b> |
| May 5                   | @CLE | W(3-3)      | 6.0          | 4          | 1         | 1         | 0         | 1         | 7          | --              |
| May 10                  | BAL  | ND          | 6.0          | 9          | 3         | 3         | 0         | 1         | 1          | --              |
| May 15                  | CHW  | L(3-4)      | 4.0          | 8          | 5         | 5         | 2         | 2         | 3          | --              |
| May 21                  | @ATL | ND          | 2.0          | 4          | 2         | 2         | 0         | 1         | 1          | --              |
| May 26                  | @DET | L(3-5)      | 5.2          | 5          | 5         | 5         | 1         | 3         | 5          | --              |
| May 31                  | SEA  | L(3-6)      | 5.1          | 6          | 3         | 3         | 1         | 4         | 2          | --              |
| <b>MAY TOTALS</b>       |      | <b>1-3</b>  | <b>29.0</b>  | <b>36</b>  | <b>19</b> | <b>19</b> | <b>4</b>  | <b>12</b> | <b>19</b>  | <b>5.90 ERA</b> |
| June 6                  | @KCR | ND          | 6.1          | 7          | 3         | 3         | 0         | 1         | 2          | --              |
| June 12                 | PHI  | ND          | 7.0          | 5          | 3         | 3         | 0         | 1         | 7          | --              |
| June 18                 | CHW  | ND          | 6.0          | 10         | 4         | 4         | 1         | 0         | 3          | --              |
| <b>JUNE TOTALS</b>      |      | <b>0-0</b>  | <b>19.1</b>  | <b>22</b>  | <b>10</b> | <b>10</b> | <b>1</b>  | <b>2</b>  | <b>12</b>  | <b>4.66 ERA</b> |
| July 6                  | @TOR | W(4-6)      | 6.0          | 3          | 0         | 0         | 0         | 3         | 2          | --              |
| July 11                 | @TBR | L(4-7)      | 6.0          | 8          | 3         | 3         | 2         | 0         | 5          | --              |
| <b>PRE-ASG TOTALS</b>   |      | <b>4-7</b>  | <b>82.2</b>  | <b>105</b> | <b>53</b> | <b>51</b> | <b>9</b>  | <b>24</b> | <b>45</b>  | <b>5.55 ERA</b> |
| July 19                 | CLE  | ND          | 5.2          | 4          | 2         | 2         | 0         | 3         | 5          | --              |
| July 24                 | @LAA | L(4-8)      | 6.0          | 5          | 1         | 1         | 0         | 1         | 5          | --              |
| July 30                 | KCR  | L(4-9)      | 4.0          | 8          | 4         | 4         | 1         | 2         | 4          | --              |
| <b>JULY TOTALS</b>      |      | <b>1-3</b>  | <b>27.2</b>  | <b>28</b>  | <b>10</b> | <b>10</b> | <b>3</b>  | <b>9</b>  | <b>21</b>  | <b>3.25 ERA</b> |
| August 4                | HOU  | ND          | 5.0          | 7          | 2         | 2         | 0         | 3         | 4          | --              |
| August 10               | @CHW | L(4-10)     | 5.0          | 4          | 5         | 4         | 1         | 5         | 2          | --              |
| August 15               | CHW  | ND          | 6.1          | 7          | 3         | 3         | 0         | 1         | 4          | --              |
| August 20               | @DET | W(5-10)     | 6.2          | 7          | 3         | 3         | 1         | 1         | 2          | --              |
| August 25               | @CLE | ND          | 5.0          | 2          | 1         | 1         | 0         | 6         | 3          | --              |
| August 31               | @TEX | ND          | 7.0          | 6          | 1         | 1         | 0         | 0         | 7          | --              |
| <b>AUGUST TOTALS</b>    |      | <b>1-1</b>  | <b>35.0</b>  | <b>33</b>  | <b>15</b> | <b>14</b> | <b>2</b>  | <b>16</b> | <b>22</b>  | <b>3.60 ERA</b> |
| Sept. 6                 | TOR  | L(5-11)     | 6.0          | 6          | 6         | 5         | 0         | 2         | 7          | --              |
| Sept. 11                | OAK  | L(5-12)     | 3.0          | 8          | 7         | 7         | 1         | 1         | 2          | --              |
| Sept. 17                | @CHW | L(5-13)     | 4.1          | 9          | 3         | 3         | 0         | 1         | 6          | --              |
| Sept. 23                | DET  | ND          | 6.0          | 6          | 1         | 1         | 0         | 3         | 5          | --              |
| <b>SEPTEMBER TOTALS</b> |      | <b>0-3</b>  | <b>19.1</b>  | <b>29</b>  | <b>17</b> | <b>16</b> | <b>1</b>  | <b>7</b>  | <b>20</b>  | <b>7.45 ERA</b> |
| <b>POST-ASG TOTALS</b>  |      | <b>1-6</b>  | <b>70.0</b>  | <b>79</b>  | <b>39</b> | <b>37</b> | <b>4</b>  | <b>29</b> | <b>56</b>  | <b>4.76 ERA</b> |
| <b>SEASON TOTALS</b>    |      | <b>5-13</b> | <b>152.2</b> | <b>184</b> | <b>92</b> | <b>88</b> | <b>13</b> | <b>53</b> | <b>101</b> | <b>5.19 ERA</b> |



# GLEN PERKINS

LEFT-HANDED PITCHER

# 15

HEIGHT/WEIGHT: 6-0/204

BORN: 3/2/83 in St. Paul, MN

RESIDES: Lakeville, MN

ACQUIRED: 1st round (22nd overall), 2004 First-Year Player Draft

M.L. SERVICE: 6 years, 10 days

CONTRACT STATUS: Signed thru 2015

BATS/THROWS: L/L

AGE: 30

2013 PLAYERS

**PERSONAL:** Glen Weston Perkins...wife Alisha (Weber)...daughters Addison (11/21/06) and Lyla (8/10/08)...2001 graduate of Stillwater (MN) High School where he was named All-State in 2001...attended University of Minnesota where he was named first team All-Big Ten, Big Ten Freshman of the Year, *Baseball America* first team Freshman All-American and was one of four collegiate baseball Freshman of the Year in 2003...set school single season record for strikeouts (117) in 2003...named Big Ten Pitcher of the Year and first team All-Big Ten in 2004...selected to Louisville Slugger team, second team Collegiate Baseball News, third team *Baseball America* and third team ABCA All-America teams in 2004...named Midwest Scouts Association College Player of the Year in 2004...was first Big Ten pitcher in history to win all of his conference starts, going 8-0 in 2004.

### 2013:

- Earned the win in his first appearance April 3 vs. Detroit, tossing 1.0 scoreless inning.
- Converted each of his first seven save opportunities April 6-May 9.
- Struck out at least one batter in 18 consecutive appearances April 16-June 4, totaling 31 in that span (17.2 IP).
- Did not allow a run in 11 June appearances (11.0 IP), allowing just four hits and one walk.
- Converted 14 consecutive save opportunities May 29-July 22...did not allow a run in that span, 19 straight appearances (19.1 IP).
- Did not allow a home run in 23 consecutive appearances May 25-July 23, Twins going 22-1 in that span.
- Walked just two batters in a 25 game span (25.1 IP) May 15-July 22.
- Saved 21 games, posted a 1.82 ERA (34.2 IP, 7 ER) and held opponents to a .172 batting-average-against in the first half and was selected to the American League All-Star team, the first of his career...he became the fourth Minnesota native to represent the Twins in the All-Star Game (Kent Hrbek, Jack Morris, Joe Mauer).
- Saved 46th career game August 9 at Chicago-AL, passing Matt Capps (45) and moving into sole possession of 10th place on the Twins all-time list.
- Saved 30th game August 22 at Detroit, becoming the 13th pitcher in club history to reach the 30-save plateau in a single season.
- Saved 51st career game September 9 vs. Los Angeles-AL, tying Bill Campbell for ninth on Twins all-time list...recorded 52nd career save September 10 vs. Oakland, passing Campbell and moving into sole possession of ninth place.
- Saved 54th career game September 18 at Chicago-AL, tying Mike Marshall for eighth on the Twins all-time list.
- Led Twins relievers in strikeouts (77) and ranked third in the AL among left-handed relievers...struck out at least one batter in 49 of his 61 appearances and multiple batters in 25 appearances.
- Ranked seventh in the AL in save percentage (90.0), ninth in saves (36) and opponent batting average for relievers (.196).

**2012:** Made Twins Opening Day roster for third time in career and second straight season...allowed just two runs in 20-game span (19.1 IP) with an ERA of 0.93 May 13-June 30...earned first win of season, tossing 1.0 scoreless inning May 29 vs. Oakland...posted an ERA of 1.42 (12.2 IP, 2 ER) in 13 May appearances and a 1.54 ERA (11.2 IP, 2 ER) in 12 June appearances...recorded third and fourth career saves in back-to-back appearances June 20 at Pittsburgh and June 22 at Cincinnati in Matt Capps' absence (DL)...struck out at least one batter in nine straight games (13 total) June 5-25, his third longest streak of career...made 200th career appearance August 25 at Texas...set single-season career-high with 66th appearance September 23 at Detroit...converted 12 straight save opportunities July 20-September 28, which was third best in baseball at the time...18 of final 21 appearances were scoreless August 7-October 1, posting a 1.23 ERA (22.0 IP, 3 ER) in that span...walked just one batter in final 19 appearances (67 batters-faced) August 15-October 1...struck out multiple batters on 24 occasions and three batters on six occasions...was one of just two AL relievers and seven relievers in baseball with at least 10 holds (11) and 15 saves (16), the others being Santiago Casilla (12 H, 25 S), Steve Chisek (13 H, 15 S), Heath Bell (13 H, 19 S), Jonathan Broxton (10 H, 27 S), Grant Balfour (15 H, 24 S) and Tyler Clippard (13 H, 32 S)...ranked second in baseball in saves for a left-hander (16) behind Aroldis Chapman (38)...tied for fourth in AL in games among lefties (70). Named to 2013 USA roster for World Baseball Classic.

**2011:** Made Twins Opening Day roster for second time in career and first time since 2009...did not allow a run in first 10 appearances (9.1 IP) April 1-24...allowed just one run in first 17 appearances (18.2 IP) April 1-May 13 for a 0.48 ERA in that span...struck out 13 of 31 batters faced (42%) in a seven-game span (8.0 IP) May 7-18...placed on 15-day disabled list with a right oblique strain May 22...went on rehab assignment to Triple-A Rochester June 11-16; reinstated June 17...did not allow a home run in first 47 appearances (45.1 IP) April 1-August 8, until allowing one to David Ortiz August 10 vs. Boston...walked just one batter (Paul Konerko, July 9; intentionally) in a 19-game stretch (16.2 IP) June 28-August 5...allowed just one run in a 20-game span, posting a 0.51 ERA (17.2 IP, 1 ER) June 26-August 5...allowed just two hits in an 18-game span, holding opponents to a .041 average (2-for-49), June 29-August 5...recorded first career save with 0.2 scoreless inning July 3 vs. Milwaukee...recorded second career save in his next appearance July 5 vs. Tampa Bay, pitching 0.1 scoreless inning (3 pitches)...posted a three-game winning streak July 16-26...48 of 65 appearances were scoreless and he allowed multiple runs on just two occasions (back-to-back appearances, August 6 vs. Chicago-AL and August 8 vs. Boston)...struck out two-plus batters in 20 of his 65 appearances...posted 9.49 strikeouts-per-9.0 innings ratio...

struck out at least one batter in 42 of 65 appearances...his 65 strikeouts were second most in the American League for a lefty reliever behind Chicago's Chris Sale (79), and were eighth most in baseball...his 65 appearances were sixth most for a lefty reliever in the American League... his strikeouts-per-9.0 innings ratio was 12th best in the American League for pitchers with a minimum of 50.0 innings pitched...ranked third on the Twins staff in appearances...led Twins staff in strikeouts-per-9.0 innings...was the recipient of the Joseph W. Haynes Award as the Twins Pitcher of the Year and the Charles O. Johnson Award as the Most Improved Twin (both awards voted on by the Twins Cities chapter of the BBWAA).

**2010:** Started season with Triple-A Rochester...had season-high nine strikeouts (5.2 innings) May 27 at Durham...recalled by Twins August 11 and made a start that same night at Chicago-AL, allowing six runs (4 earned) on five hits in 4.2 innings pitched...made three appearances out of the bullpen for the Twins before being optioned to Rochester August 27...recalled to Twins September 6...finished his season at Rochester with a record of 4-9, 5.81 (124.0 IP, 80 ER) with 98 strikeouts and 36 walks in 26 games (24 starts)...pitched 6.0-plus innings in six of last 11 starts for Red Wings...did not allow a run in five consecutive appearances (6.1 IP) September 7-21...earned only major league win of season, tossing 1.0 scoreless inning of relief September 21 vs. Cleveland; the win was eventual AL Central clinching victory for the Twins.

**2009:** Made Twins Opening Day roster for first time in career as Twins number four starter...tossed 8.0 innings in each of first three starts April 9-19, including first win on April 19 vs. Los Angeles-AL...allowed no more than two runs in any of those first three starts, becoming first pitcher to begin a season with three straight games of at least 8.0 innings and two-or-fewer runs allowed since Pat Hentgen did it for Baltimore in 2001... no other pitcher has started a season with a three-game streak of that kind for Twins since the club relocated to Minnesota in 1961...placed on 15-day disabled list with inflammation in left elbow May 18...made two rehab starts at Single-A Ft. Myers and returned to Twins June 16...placed on 15-day disabled list August 11 with left shoulder tendinitis...finished season with Triple-A Rochester.

**2008:** Began season at Triple-A Rochester...recalled and made first major league start May 10 vs. Boston...recorded first career win May 20 vs. Texas...earned second career win May 25 at Detroit...had season-high seven strikeouts on June 30 vs. Detroit...tossed season-high 8.0 innings, allowing three runs on 10 hits for third career win, June 19 vs. Washington...won five straight decisions June 19-July 18...tied for first in American League in July for wins (4)...recorded five straight wins in a six start span July 29-August 27, including two 8.0-shutout inning performances vs. New York-AL, August 11, and at Los Angeles-AL August 22...logged 10th win on August 17 vs. Seattle, becoming 11th Twins pitcher in history to win at least 10 games in rookie season...recorded third most wins (12) for a Twins pitcher in his rookie season, tying Francisco Liriano (2006), Jesse Crain (2005), Mark Redman (2000) and Kevin Tapani (1990)...tied Jim "Mudcat" Grant (1965) and Camilo Pascual (1965) for fifth highest single season winning percentage (.750) all-time for a Twins starter (minimum of 20 starts), and fourth highest by a left-handed pitcher (Frank Viola, .774, 1988; Johan Santana, .769, 2004; Santana, .760, 2006)...was also the best winning percentage for a rookie pitcher...his 12 wins tied him for sixth in the American League for victories by a left-handed pitcher.

**2007:** Began season at Triple-A Rochester...recalled April 12...placed on 15-day disabled list with a muscle strain in left shoulder May 22...pitched in one game for GCL Twins on rehab assignment July 11...had rehab assignment transferred to Ft. Myers July 14-18...assigned to New Britain on injury rehab August 17-30...reinstated from disabled list September 11...did not allow a run in seven appearances (5.0 IP) September 12-28... ranked 14th best prospect in the Twins organization by *Baseball America* entering the 2008 season.

**2006:** Began season at Double-A New Britain and recorded first win May 19 allowing just one run in 7.0 innings...tossed a complete game shutout June 4...averaged 10.05 strikeouts-per-9.0 innings at New Britain...promoted to Rochester September 3...contract selected by Minnesota September 19...made major league debut September 21 at Boston, becoming 27th native Minnesotan to play for the Twins; pitched 1.1 scoreless innings and struck out first batter he faced in major leagues...ranked second best prospect in Twins organization by *Baseball America* entering the 2007 season.

**2005:** Began season at Single-A Ft. Myers...disabled with sprained left wrist April 15-22...had season-high 14 strikeouts June 11 at Lakeland... Twins minor league Pitcher of the Week June 11-17...tossed season-high 9.0 innings and six-hit shutout June 16 vs. Clearwater...promoted to New Britain June 23...pitched for Grand Canyon in the Arizona Fall League...ranked fourth best prospect in Twins organization by *Baseball America* entering 2006 season.

**2004:** Began season at Rookie Elizabethton...was 1-0, 2.25 (12.0 IP, 3 ER) in three starts July 6-17...promoted to Quad Cities July 21...was 2-0, 1.30 (34.2 IP, 5 ER) in six starts August 8-September 4...pitched season-high 7.0 innings August 19 at Ft. Wayne.

**PROFESSIONAL:** Signed by scout Mark Wilson.

| 2013                        |                       | PERKINS' GAME HIGHS               | CAREER                    |
|-----------------------------|-----------------------|-----------------------------------|---------------------------|
| IP: 2.0, 9/23 vs. DET       | Walks: 3, 7/23 at LAA | IP: 8.0, 6x, last 4/19/09 vs. LAA | Walks: 4, 5/13/09 vs. DET |
| SO: 3, 3x, last 8/29 vs. KC | CG: - -               | SO: 7, 6/30/08 vs. DET            | CG: - -                   |
| Save-Streak: 14, 5/29-7/22  | Low-Hit: - -          | Save-Streak: 14, 5/29-7/22/13     | Low-Hit: - -              |

## PERKINS' PITCHING RECORD

| YEAR | CLUB                | W-L   | ERA   | G   | GS  | CG | SH | SV | IP    | H   | R   | ER  | HR | HB | BB  | SO  | WP | BK | BAA  |
|------|---------------------|-------|-------|-----|-----|----|----|----|-------|-----|-----|-----|----|----|-----|-----|----|----|------|
| 2004 | Elizabethhton       | 1-0   | 2.25  | 3   | 3   | 0  | 0  | 0  | 12.0  | 8   | 3   | 3   | 0  | 0  | 4   | 22  | 0  | 0  | .186 |
|      | Quad Cities         | 2-1   | 1.30  | 9   | 9   | 0  | 0  | 0  | 48.1  | 33  | 9   | 7   | 2  | 3  | 12  | 49  | 0  | 0  | .205 |
| 2005 | Ft. Myers           | 3-2   | 2.13  | 10  | 9   | 2  | 1  | 0  | 55.0  | 41  | 14  | 13  | 2  | 1  | 13  | 66  | 2  | 0  | .205 |
|      | New Britain         | 4-4   | 4.90  | 14  | 14  | 0  | 0  | 0  | 79.0  | 80  | 45  | 43  | 4  | 8  | 35  | 67  | 3  | 1  | .263 |
| 2006 | New Britain         | 4-11  | 3.91  | 23  | 23  | 2  | 1  | 0  | 117.1 | 109 | 60  | 51  | 11 | 6  | 45  | 131 | 3  | 1  | .243 |
|      | Rochester           | 0-1   | 2.08  | 1   | 1   | 0  | 0  | 0  | 4.1   | 6   | 1   | 1   | 0  | 0  | 5   | 3   | 0  | 0  | .333 |
|      | MINNESOTA           | 0-0   | 1.59  | 4   | 0   | 0  | 0  | 0  | 5.2   | 3   | 1   | 1   | 0  | 0  | 6   | 0   | 0  | 0  | .150 |
| 2007 | Rochester           | 0-0   | 1.50  | 1   | 1   | 0  | 0  | 0  | 6.0   | 2   | 1   | 1   | 1  | 0  | 1   | 2   | 0  | 0  | .105 |
|      | MINNESOTA           | 0-0   | 3.14  | 19  | 0   | 0  | 0  | 0  | 28.2  | 23  | 10  | 10  | 2  | 2  | 12  | 20  | 2  | 0  | .232 |
|      | New Britain         | 0-2   | 11.05 | 3   | 3   | 0  | 0  | 0  | 7.1   | 11  | 9   | 9   | 4  | 0  | 7   | 7   | 2  | 0  | .344 |
|      | Ft. Myers           | 0-0   | 27.00 | 1   | 1   | 0  | 0  | 0  | 1.0   | 3   | 3   | 3   | 1  | 0  | 0   | 0   | 1  | 0  | .500 |
|      | GCL Twins           | 0-0   | 1.80  | 3   | 3   | 0  | 0  | 0  | 5.0   | 3   | 1   | 1   | 0  | 1  | 2   | 6   | 1  | 0  | .167 |
| 2008 | Rochester           | 2-1   | 2.97  | 7   | 6   | 1  | 1  | 0  | 33.1  | 28  | 15  | 11  | 2  | 1  | 19  | 27  | 1  | 1  | .220 |
|      | MINNESOTA           | 12-4  | 4.41  | 26  | 26  | 0  | 0  | 0  | 151.0 | 183 | 81  | 74  | 25 | 3  | 39  | 74  | 2  | 1  | .301 |
| 2009 | MINNESOTA           | 6-7   | 5.89  | 18  | 17  | 0  | 0  | 0  | 96.1  | 120 | 64  | 63  | 13 | 1  | 23  | 45  | 2  | 1  | .304 |
|      | Ft. Myers           | 1-0   | 2.45  | 2   | 2   | 1  | 1  | 0  | 11.0  | 8   | 5   | 3   | 2  | 0  | 1   | 9   | 0  | 0  | .195 |
|      | GCL Twins           | 0-0   | 0.00  | 1   | 1   | 0  | 0  | 0  | 1.0   | 0   | 0   | 0   | 0  | 0  | 0   | 0   | 0  | 0  | .000 |
| 2010 | Rochester           | 4-9   | 5.81  | 26  | 24  | 0  | 0  | 0  | 124.0 | 160 | 91  | 80  | 14 | 5  | 36  | 98  | 1  | 1  | .309 |
|      | MINNESOTA           | 1-1   | 5.82  | 13  | 1   | 0  | 0  | 0  | 21.2  | 29  | 16  | 14  | 3  | 4  | 5   | 14  | 0  | 0  | .337 |
| 2011 | Rochester           | 0-0   | 0.00  | 2   | 1   | 0  | 0  | 0  | 3.0   | 4   | 0   | 0   | 0  | 0  | 2   | 0   | 0  | 0  | .333 |
|      | MINNESOTA           | 4-4   | 2.48  | 65  | 0   | 0  | 0  | 2  | 61.2  | 55  | 19  | 17  | 2  | 1  | 21  | 65  | 3  | 0  | .244 |
| 2012 | MINNESOTA           | 3-1   | 2.56  | 70  | 0   | 0  | 0  | 16 | 70.1  | 57  | 25  | 20  | 8  | 3  | 16  | 78  | 3  | 0  | .222 |
| 2013 | MINNESOTA           | 2-0   | 2.30  | 61  | 0   | 0  | 0  | 36 | 62.2  | 43  | 16  | 16  | 5  | 3  | 15  | 77  | 0  | 0  | .196 |
|      | Minor League Totals | 21-31 | 4.01  | 106 | 101 | 6  | 4  | 0  | 507.2 | 496 | 257 | 226 | 43 | 25 | 180 | 489 | 14 | 4  | .254 |
|      | Major League Totals | 28-17 | 3.89  | 276 | 44  | 0  | 0  | 54 | 498.0 | 513 | 232 | 215 | 58 | 17 | 131 | 379 | 12 | 2  | .269 |

## PERKINS' CAREER FIELDING RECORD

| POSITION | PCT  | G   | PO | A  | E | TC | DP | PB |
|----------|------|-----|----|----|---|----|----|----|
| Pitcher  | .955 | 276 | 13 | 71 | 4 | 88 | 3  | —  |

## PERKINS' BATTING RECORD

| BATTING | AVG  | AB | R | H | 2B | 3B | HR | RBI | SH | SF | HB | BB | SO | SB | CS | OBP  |
|---------|------|----|---|---|----|----|----|-----|----|----|----|----|----|----|----|------|
| Career  | .000 | 4  | 0 | 0 | 0  | 0  | 0  | 0   | 3  | 0  | 0  | 0  | 4  | 0  | 0  | .000 |

## PERKINS' DIVISION SERIES RECORD


| YEAR | OPPONENT | W-L | ERA  | G | GS | CG | SH | SV | IP  | H | R | ER | HR | HB | BB | SO | WP | BK | BAA  |
|------|----------|-----|------|---|----|----|----|----|-----|---|---|----|----|----|----|----|----|----|------|
| 2006 | Oakland  | 0-0 | 0.00 | 1 | 0  | 0  | 0  | 0  | 0.1 | 2 | 0 | 0  | 0  | 0  | 0  | 0  | 0  | 0  | .667 |

## PERKINS' WORLD BASEBALL CLASSIC RECORD

| YEAR | CLUB | W-L | ERA  | G | GS | CG | SH | SV | IP  | H | R | ER | HR | HB | BB | SO | WP | BK | BAA  |
|------|------|-----|------|---|----|----|----|----|-----|---|---|----|----|----|----|----|----|----|------|
| 2013 | USA  | 0-0 | 9.00 | 2 | 0  | 0  | 0  | 0  | 2.0 | 3 | 2 | 2  | 0  | 0  | 2  | 2  | 0  | 0  | .429 |

**PERKINS' DAY-BY-DAY**

| Date                    | Opp.  | Dec.          | IP          | H         | R         | ER        | HR       | BB        | SO        | IR/IRS          |
|-------------------------|-------|---------------|-------------|-----------|-----------|-----------|----------|-----------|-----------|-----------------|
| April 3                 | DET   | W(1-0)        | 1.0         | 0         | 0         | 0         | 0        | 0         | 1         | 0/0             |
| April 6                 | @BAL  | S(1)          | 1.0         | 0         | 0         | 0         | 0        | 0         | 0         | 0/0             |
| April 7                 | @BAL  | S(2)          | 1.0         | 0         | 0         | 0         | 0        | 0         | 2         | 0/0             |
| April 12                | NYM   | ND            | 1.0         | 2         | 2         | 2         | 0        | 1         | 0         | 0/0             |
| April 16                | LAA   | S(3)          | 0.2         | 1         | 0         | 0         | 0        | 0         | 1         | 2/2             |
| April 20                | @CWSx | S(4)          | 1.0         | 0         | 0         | 0         | 0        | 1         | 2         | 0/0             |
| April 21                | @CWS  | S(5)          | 1.0         | 0         | 0         | 0         | 0        | 0         | 2         | 0/0             |
| April 23(1)             | MIA   | S(6)          | 1.0         | 0         | 0         | 0         | 0        | 0         | 3         | 0/0             |
| April 27                | TEX   | ND            | 1.0         | 1         | 2         | 2         | 0        | 2         | 2         | 0/0             |
| <b>APRIL TOTALS</b>     |       | <b>1-0-6</b>  | <b>8.2</b>  | <b>4</b>  | <b>4</b>  | <b>4</b>  | <b>0</b> | <b>4</b>  | <b>13</b> | <b>4.15 ERA</b> |
| May 1                   | @DET  | ND            | 1.0         | 2         | 0         | 0         | 0        | 0         | 1         | 0/0             |
| May 5                   | @CLE  | S(7)          | 1.0         | 2         | 1         | 1         | 1        | 0         | 2         | 0/0             |
| May 8                   | @BOS  | ND            | 1.0         | 0         | 0         | 0         | 0        | 0         | 2         | 0/0             |
| May 9                   | @BOS  | S(8)          | 1.0         | 0         | 0         | 0         | 0        | 1         | 2         | 0/0             |
| May 15                  | CWS   | ND            | 1.0         | 1         | 0         | 0         | 0        | 0         | 1         | 0/0             |
| May 17                  | BOS   | ND            | 1.0         | 0         | 0         | 0         | 0        | 0         | 2         | 0/0             |
| May 21                  | @ATL  | BS(1)         | 1.0         | 1         | 1         | 1         | 1        | 0         | 2         | 0/0             |
| May 25                  | @DET  | S(9)          | 1.0         | 1         | 0         | 0         | 0        | 0         | 1         | 0/0             |
| May 27                  | @MIL  | S(10)         | 1.0         | 0         | 0         | 0         | 0        | 0         | 2         | 0/0             |
| May 28                  | @MIL  | BS(2)         | 1.0         | 2         | 1         | 1         | 0        | 1         | 1         | 0/0             |
| May 29                  | MIL   | S(11)         | 1.0         | 1         | 0         | 0         | 0        | 0         | 2         | 0/0             |
| <b>MAY TOTALS</b>       |       | <b>0-0-5</b>  | <b>11.0</b> | <b>10</b> | <b>3</b>  | <b>3</b>  | <b>2</b> | <b>2</b>  | <b>18</b> | <b>2.45 ERA</b> |
| June 2                  | SEA   | ND            | 1.0         | 0         | 0         | 0         | 0        | 0         | 2         | 0/0             |
| June 4                  | @KC   | S(12)         | 1.0         | 0         | 0         | 0         | 0        | 0         | 1         | 0/0             |
| June 8                  | @WSH  | S(13)         | 1.0         | 1         | 0         | 0         | 0        | 0         | 0         | 0/0             |
| June 11                 | PHI   | S(14)         | 1.0         | 0         | 0         | 0         | 0        | 0         | 1         | 0/0             |
| June 12                 | PHI   | S(15)         | 1.0         | 0         | 0         | 0         | 0        | 0         | 0         | 0/0             |
| June 15                 | DET   | S(16)         | 1.0         | 0         | 0         | 0         | 0        | 0         | 1         | 0/0             |
| June 18                 | CWS   | S(17)         | 1.0         | 0         | 0         | 0         | 0        | 0         | 2         | 0/0             |
| June 19                 | CWS   | S(18)         | 1.0         | 0         | 0         | 0         | 0        | 0         | 2         | 0/0             |
| June 23                 | @CLE  | S(19)         | 1.0         | 2         | 0         | 0         | 0        | 0         | 0         | 0/0             |
| June 27                 | KC    | S(20)         | 1.0         | 1         | 0         | 0         | 0        | 1         | 1         | 0/0             |
| June 29                 | KC    | ND            | 1.0         | 0         | 0         | 0         | 0        | 0         | 2         | 0/0             |
| <b>JUNE TOTALS</b>      |       | <b>0-0-9</b>  | <b>11.0</b> | <b>4</b>  | <b>0</b>  | <b>0</b>  | <b>0</b> | <b>1</b>  | <b>12</b> | <b>0.00 ERA</b> |
| July 3                  | NYN   | ND            | 1.0         | 0         | 0         | 0         | 0        | 0         | 1         | 0/0             |
| July 6                  | @TOR  | ND            | 1.0         | 0         | 0         | 0         | 0        | 0         | 1         | 0/0             |
| July 13                 | @NYY  | S(21)         | 1.0         | 1         | 0         | 0         | 0        | 0         | 0         | 0/0             |
| July 14                 | @NYY  | ND            | 1.0         | 2         | 0         | 0         | 0        | 0         | 2         | 0/0             |
| <b>PRE-ASG TOTALS</b>   |       | <b>1-0-21</b> | <b>34.2</b> | <b>21</b> | <b>7</b>  | <b>7</b>  | <b>2</b> | <b>7</b>  | <b>47</b> | <b>1.82 ERA</b> |
| July 19                 | CLE   | S(22)         | 1.0         | 0         | 0         | 0         | 0        | 0         | 1         | 0/0             |
| July 20                 | CLE   | S(23)         | 1.0         | 1         | 0         | 0         | 0        | 0         | 1         | 0/0             |
| July 22                 | @LAA  | S(24)         | 1.1         | 3         | 0         | 0         | 0        | 0         | 2         | 2/1             |
| July 23                 | @LAA  | W(2-0)        | 1.0         | 1         | 1         | 1         | 0        | 3         | 0         | 0/0             |
| July 26                 | @SEA  | S(25)         | 1.0         | 2         | 1         | 1         | 1        | 0         | 0         | 0/0             |
| July 31                 | KC    | ND            | 1.0         | 0         | 0         | 0         | 0        | 0         | 0         | 0/0             |
| <b>JULY TOTALS</b>      |       | <b>1-0-5</b>  | <b>10.1</b> | <b>10</b> | <b>2</b>  | <b>2</b>  | <b>1</b> | <b>3</b>  | <b>8</b>  | <b>1.74 ERA</b> |
| August 2                | HOU   | ND            | 1.0         | 2         | 1         | 1         | 0        | 0         | 1         | 0/0             |
| August 3                | HOU   | S(26)         | 1.0         | 0         | 0         | 0         | 0        | 0         | 1         | 0/0             |
| August 4                | HOU   | S(27)         | 1.0         | 1         | 0         | 0         | 0        | 0         | 1         | 0/0             |
| August 9(1)             | @CWS  | ND            | 1.0         | 3         | 2         | 2         | 0        | 0         | 2         | 0/0             |
| August 9(2)             | @CWS  | S(28)         | 1.0         | 0         | 0         | 0         | 0        | 0         | 0         | 0/0             |
| August 14               | CLE   | ND            | 1.2         | 1         | 1         | 1         | 1        | 0         | 3         | 0/0             |
| August 18               | CWS   | ND            | 1.0         | 0         | 0         | 0         | 0        | 0         | 1         | 0/0             |
| August 20               | @DET  | S(29)         | 1.0         | 1         | 0         | 0         | 0        | 1         | 1         | 0/0             |
| August 22               | @DET  | S(30)         | 1.0         | 1         | 0         | 0         | 0        | 1         | 0         | 0/0             |
| August 29               | KC    | ND            | 1.0         | 1         | 0         | 0         | 0        | 0         | 3         | 0/0             |
| August 30               | @TEX  | S(31)         | 1.0         | 0         | 0         | 0         | 0        | 0         | 2         | 0/0             |
| <b>AUGUST TOTALS</b>    |       | <b>0-0-6</b>  | <b>11.2</b> | <b>10</b> | <b>4</b>  | <b>4</b>  | <b>1</b> | <b>2</b>  | <b>15</b> | <b>3.09 ERA</b> |
| Sept. 1                 | @TEX  | S(32)         | 1.0         | 0         | 0         | 0         | 0        | 0         | 2         | 0/0             |
| Sept. 3                 | @HOU  | BS(4)         | 1.0         | 3         | 3         | 3         | 1        | 0         | 0         | 0/0             |
| Sept. 8                 | TOR   | ND            | 1.0         | 0         | 0         | 0         | 0        | 1         | 1         | 0/0             |
| Sept. 9                 | LAA   | S(33)         | 1.0         | 2         | 0         | 0         | 0        | 0         | 1         | 0/0             |
| Sept. 10                | OAK   | S(34)         | 1.0         | 0         | 0         | 0         | 0        | 0         | 2         | 0/0             |
| Sept. 15                | TB    | S(35)         | 1.0         | 0         | 0         | 0         | 0        | 0         | 1         | 0/0             |
| Sept. 18                | @CWS  | S(36)         | 1.0         | 0         | 0         | 0         | 0        | 0         | 2         | 0/0             |
| Sept. 23                | DET   | ND            | 2.0         | 0         | 0         | 0         | 0        | 2         | 1         | 0/0             |
| Sept. 28                | CLE   | ND            | 1.0         | 0         | 0         | 0         | 0        | 0         | 1         | 0/0             |
| <b>SEPTEMBER TOTALS</b> |       | <b>0-0-5</b>  | <b>10.0</b> | <b>5</b>  | <b>3</b>  | <b>3</b>  | <b>1</b> | <b>3</b>  | <b>11</b> | <b>2.70 ERA</b> |
| <b>POST-ASG TOTALS</b>  |       | <b>1-0-15</b> | <b>28.0</b> | <b>22</b> | <b>9</b>  | <b>9</b>  | <b>3</b> | <b>8</b>  | <b>30</b> | <b>2.89 ERA</b> |
| <b>SEASON TOTALS</b>    |       | <b>2-0-36</b> | <b>62.2</b> | <b>43</b> | <b>16</b> | <b>16</b> | <b>5</b> | <b>15</b> | <b>77</b> | <b>2.30 ERA</b> |



# JOSMIL PINTO

**CATCHER**

# 43

**HEIGHT/WEIGHT:** 5-11/210

**BORN:** 3/31/89 in Valencia, VZ

**RESIDES:** San Joaquin, VZ

**ACQUIRED:** Signed as non-drafted free agent, 2/14/06

**M.L. SERVICE:** 31 days

**CONTRACT STATUS:** Signed thru 2013

**BATS/THROWS:** R/R

**AGE:** 24



2013 PLAYERS

**PERSONAL:** Josmil Oswaldo Pinto (pronounced HOSE-meel PEEN-toe)...attended school at (U.E.) Franciscana Kumbaya in Venezuela.

### 2013:

- Began the season with Double-A New Britain after being optioned March 11.
- Hit two homer game April 10 at Harrisburg.
- Hit safely in 16 straight games June 25-July 13.
- Promoted to Triple-A Rochester August 1 and played in 19 games.
- Hit .309 (141-for-456) with 32 doubles, 15 home runs, 74 RBI and 10 three-hit games in 126 games between Triple-A and Double-A combined.
- Recalled by Minnesota August 31.
- Made major league debut September 1 at Texas, going 2-for-4 with an RBI-double and a run scored.
- Recorded first four-hit game and drew a walk September 3 at Houston — his second major league game, becoming the third Twin to record four hits in either their first or second career game, the previous two being Kirby Puckett May 8, 1984 at California (1st game) and Wilson Ramos May 2, 2010 at Cleveland (1st game).
- Recorded 13 hits in first 23 at-bats with five doubles...in Twins history, only Kirby Puckett in 1984 had more hits (16) in his first seven games than Pinto's 13; Pinto's five doubles marked the most for any player in club history...according to Elias, since 1980, only one player has had at least 20 at-bats and a higher batting average than Pinto (.565 average) in his first seven games; Jay Bruce was 15 for 26 (.577) at that point of his career.
- Hit safely in 15 of 21 games with the Twins.
- Led all AL rookies in batting average (.342) in September, tied for first in home runs (4), third in hits (26) and RBI (12) and tied for fourth in doubles (5) during the month.

**2012:** Began season with Single-A Ft. Myers...batted .392 (31-for-79) in 20 July games and .356 (21-for-59) in 16 August games...hit five home runs in 10-game span July 25-August 4...named Florida State League All-Star selection and *Baseball America* High Class-A All-Star...promoted to Double-A New Britain August 22...hit safely in 10 of 12 games for the Rock Cats...batted .295 (117-for-396) with 26 doubles, 14 home runs and 60 RBI in 105 games between the two levels combined...named catcher on MiLB.com Twins organizational All-Star team...added to Twins 40-man roster in November.

**2011:** Began season with Single-A Beloit, playing in nine games...promoted to Single-A Ft. Myers May 4...had season-high seven-game hitting streak July 22-31...batted .301 (25-for-83) against left-handed pitchers...played eight games for Tigres de Aragua in the Venezuelan Winter League.

**2010:** Spent entire season with Single-A Beloit, finishing fourth on team in home runs (10)...hit two home runs with season-high four RBI June 4 at Ft. Wayne...had season-high 10-game hitting streak August 21-September 1...played one game for Tigres de Aragua of the Venezuelan Winter League.

**2009:** Spent season with Rookie Elizabethton...named Twins Minor League Player of the Week August 28, batting .357 (10-for-28) with six runs, eight RBI, two home runs and two doubles in six games...named Appalachian League postseason All-Star...led Appalachian League in slugging percentage (.610) and home runs (13), second in extra base hits (31) and RBI (55) and was fifth in batting average (.332).

**2008:** Spent the season at GCL Twins...batted .329 (28-for-85) with nine doubles, three triples, one home run, 14 RBI and 14 runs scored in 24 games...batted .350 (21-for-60) against right-handed pitching and .280 (7-for-25) against left-handed pitching.

**2007:** Played second professional season with DSL Twins...recorded 33 hits and 29 walks in 181 plate appearances.

**2006:** Played first professional season with VSL Twins...batted .293 (17-for-58) against left-handed pitchers.

**PROFESSIONAL:** Signed by Jose Leon.

### 2013

**Hits:** 4, 9/3 at HOU

**RBI:** 3, 9/15 vs. TB

**Hit-Strike:** 5, 2x, last 9/17-23

**HR:** 1, 4x, last 9/26 vs. CLE

**Grand Slams:** --

**SB:** --

### PINTO'S GAME HIGHS

**Hits:** 4, 9/3/13 at HOU

**RBI:** 3, 9/15/13 vs. TB

**Hit-Strike:** 5, 2x, last 9/17-23/13

### CAREER

**HR:** 1, 4x, last 9/26/13 vs. CLE

**Grand Slams:** --

**SB:** --

### PINTO'S PLAYING RECORD

| YEAR                       | CLUB         | AVG         | G          | AB          | R          | H          | 2B         | 3B        | HR        | RBI        | SH       | SF        | HB        | BB         | SO         | SB        | CS        | E         | OBP         |
|----------------------------|--------------|-------------|------------|-------------|------------|------------|------------|-----------|-----------|------------|----------|-----------|-----------|------------|------------|-----------|-----------|-----------|-------------|
| 2006                       | VSL Twins    | .251        | 53         | 195         | 25         | 49         | 7          | 1         | 3         | 30         | 1        | 2         | 1         | 25         | 27         | 3         | 3         | 9         | .336        |
| 2007                       | DSL Twins    | .193        | 54         | 171         | 18         | 33         | 8          | 1         | 1         | 23         | 2        | 2         | 6         | 29         | 23         | 3         | 1         | 8         | .327        |
| 2008                       | GCL Twins    | .329        | 24         | 85          | 14         | 28         | 9          | 3         | 1         | 14         | 0        | 0         | 0         | 9          | 14         | 1         | 0         | 7         | .394        |
| 2009                       | Elizabethton | .332        | 53         | 205         | 34         | 68         | 14         | 2         | 13        | 55         | 0        | 4         | 2         | 19         | 39         | 0         | 1         | 3         | .387        |
| 2010                       | Beloit       | .225        | 100        | 347         | 60         | 78         | 21         | 1         | 10        | 54         | 2        | 6         | 5         | 32         | 67         | 2         | 3         | 10        | .295        |
| 2011                       | Beloit       | .250        | 9          | 32          | 4          | 8          | 3          | 0         | 1         | 9          | 0        | 2         | 0         | 2          | 10         | 0         | 0         | 1         | .278        |
|                            | Ft. Myers    | .262        | 64         | 221         | 21         | 58         | 11         | 1         | 5         | 32         | 0        | 1         | 2         | 12         | 36         | 1         | 0         | 1         | .305        |
| 2012                       | Ft. Myers    | .295        | 93         | 349         | 45         | 103        | 22         | 2         | 12        | 51         | 0        | 5         | 0         | 39         | 63         | 0         | 0         | 5         | .361        |
|                            | New Britain  | .298        | 12         | 47          | 8          | 14         | 4          | 1         | 2         | 9          | 0        | 0         | 1         | 4          | 10         | 0         | 0         | 0         | .365        |
| 2013                       | New Britain  | .308        | 107        | 386         | 59         | 119        | 23         | 1         | 14        | 68         | 0        | 0         | 3         | 64         | 71         | 0         | 2         | 5         | .411        |
|                            | Rochester    | .314        | 19         | 70          | 6          | 22         | 9          | 0         | 1         | 6          | 0        | 2         | 1         | 2          | 12         | 0         | 0         | 2         | .333        |
|                            | MINNESOTA    | .342        | 21         | 76          | 10         | 26         | 5          | 0         | 4         | 12         | 0        | 0         | 1         | 6          | 22         | 0         | 0         | 2         | .398        |
| <b>Minor League Totals</b> |              | <b>.275</b> | <b>588</b> | <b>2108</b> | <b>294</b> | <b>580</b> | <b>131</b> | <b>13</b> | <b>63</b> | <b>351</b> | <b>5</b> | <b>24</b> | <b>21</b> | <b>237</b> | <b>372</b> | <b>10</b> | <b>10</b> | <b>51</b> | <b>.351</b> |
| <b>Major League Totals</b> |              | <b>.342</b> | <b>21</b>  | <b>76</b>   | <b>10</b>  | <b>26</b>  | <b>5</b>   | <b>0</b>  | <b>4</b>  | <b>12</b>  | <b>0</b> | <b>0</b>  | <b>1</b>  | <b>6</b>   | <b>22</b>  | <b>0</b>  | <b>0</b>  | <b>2</b>  | <b>.398</b> |

### PINTO'S CAREER FIELDING RECORD

| POSITION | PCT  | G  | PO  | A | E | TC  | DP | PB |
|----------|------|----|-----|---|---|-----|----|----|
| Catcher  | .983 | 21 | 112 | 4 | 2 | 118 | 1  | 0  |

### HOW TO FIGURE...

**BATTING AVERAGE:** Divide the number of hits by the total number of at-bats (at-bats do not include walks, sacrifices, hit-by-pitch, or times awarded first on obstruction or interference).

**SLUGGING PERCENTAGE:** Divide the total bases of all hits by the total number of at-bats.

**ON-BASE PERCENTAGE:** Add the total number of hits, walks and hit-by-pitch and divide by the total of at-bats, walks, hit-by-pitches and sacrifice flies.

**EARNED RUN AVERAGE:** Multiply the total number of earned runs by nine, then divide the result by the number of innings pitched.

**FIELDING AVERAGE:** Divide the total putouts and assists by the total of putouts, assists and errors (total chances).

**CONSECUTIVE HITTING STREAKS:** A consecutive hitting streak shall not be terminated if the plate appearance results in a base on balls, hit batsman, defensive interference, or a sacrifice bunt. A sacrifice fly shall terminate the streak.

**WON-LOST PERCENTAGE:** Divide the number of games won by the total number of games played.



# TREVOR PLOUFFE

# 24

INFIELDER

HEIGHT/WEIGHT: 6-2/203

BORN: 6/15/86 in West Hills, CA

RESIDES: Porter Ranch, CA

ACQUIRED: 1st round (20th overall), 2004 First-Year Player Draft

M.L. SERVICE: 2 years, 162 days

CONTRACT STATUS: Signed thru 2013

BATS/THROWS: R/R

AGE: 27

**PERSONAL:** Trevor Patrick Plouffe (pronounced ploof)...wife Olivia (Pokorny)...2004 graduate of Crespi Carmelite (CA) High School...named 2004 Collegiate Baseball News High School All-American and USA Today All-American.

## 2013:

- Started his first ever Opening Day, playing third base and batting sixth April 1 vs. Detroit.
- Tied career-high with three hits, May 8 at Boston; also drove in three runs on the night.
- Hit safely in eight straight May 12-21, prior to landing on the 7-day disabled list with a concussion, an injury he suffered sliding into the leg of Dan Uggla at second base May 21 at Atlanta.
- Was reinstated from the 7-day DL May 30, strained his left calf that same day and placed on 15-day DL...played four games for Triple-A Rochester on rehab assignment and was reinstated June 14.
- Hit safely in 21 of 22 games May 12-June 30, including a season-high 12 game hitting streak June 18-30.
- First career four-hit game (6 at-bats), including a home run, September 3 at Houston.
- Hit 20th double September 6 vs. Toronto, setting a single-season career-high.
- Hit .330 (34-for-103) in 27 September games, his 34 hits were tied for third most in the AL.
- Ranked fourth on the Twins in hits (121) and RBI (52), and tied for third in home runs (14).

**2012:** Made Twins Opening Day roster for first time in career...drew 13 walks in 18-game span April 17-May 14...tied career-high with four RBI June 9 vs. Chicago-NL...also set single season career-high with ninth home run...homered in four straight games June 12-15, the longest streak for a Twins player since Jim Thome September 4-11, 2010...set Twins all-time single-season Interleague home run record, hitting his eighth, passing Torii Hunter (7 in 2005) June 15 vs. Milwaukee (he finished with 9)...had first two career two-homer games -- June 15 vs. Milwaukee and July 1 vs. Kansas City...set career-high with three walks June 16 vs. Milwaukee...hit one home run in first 22 games April 6-May 14, but hit 18 homers in next 39 games May 16-July 3...batted .327 (32-for-98) with 11 home runs, 21 RBI, 22 runs scored and a .735 slugging percentage in 26 June games...his slugging percentage ranked second in American League and his home runs were tied for second over that same span...hit safely in career-high 17 games June 30 (Game 1)-July 19, batting .328 (22-for-67) in that span...placed on 15-day disabled list with bruised right thumb July 27...returned from rehab at Triple-A Rochester and reinstated August 13...hit 20th home run August 29 vs. Seattle, becoming first Twin to have 20-plus homers in rookie or year-after-rookie season since Marty Cordova won the AL Rookie of the Year Award with 24 home runs in 1995 (Elias Sports Bureau). Finished second on the team in home runs with 24, 18 being solo shots; hit 12 homers off lefties and righties each.

**2011:** Started season with Triple-A Rochester...played in 21 games for Red Wings, batting .282 (22-for-78) with four doubles, six home runs and 13 RBI...recalled by Twins May 4...hit home run in first major league at-bat of the season, a solo shot off Tim Wakefield May 6 at Boston...homered in consecutive games May 19 at Oakland and May 20 at Arizona...optioned to Triple-A Rochester as Twins called up outfielder Brian Dinkelman June 2...batted .333 (38-for-114) with seven doubles, nine home runs and 20 RBI in 30 games with Red Wings...recalled by Twins July 14...started first career game in the outfield (right field) July 15 vs. Kansas City...posted two career-high seven-game hitting streaks -- August 10-20 and again August 28-September 4...recorded career-high four RBI September 3 at Los Angeles-AL...had game-winning walk-off single in Twins final game of season (1-0) in bottom of ninth inning September 28 vs. Kansas City...played five different positions defensively -- 45 games at shortstop, 17 games at second base (15 starts), 11 games in right field (9 starts), three games in left field (2 starts) and one game at first base...his eight doubles in September set Twins rookie record for most doubles in the month...combined to bat .268 (128-for-478) with 29 doubles, four triples, 23 home runs, 64 RBI and 80 runs scored in 132 games between Triple-A Rochester and Minnesota...his 23 home runs led the Twins organization and his 234 total bases ranked fourth.

**2010:** Started season with Triple-A Rochester and played in 39 games for Red Wings before being recalled May 21...made major league debut, starting at shortstop, May 21 vs. Milwaukee...went 2-for-5 in that game with a double, a run scored and two RBI; singled off Dave Bush for first major league hit...played in three games for Twins (all in the Milwaukee series May 21-23) before being optioned to Rochester May 25; recalled, June 11...played in four games before being optioned again June 19; recalled July 30...hit first career home run (off Fausto Carmona) August 7 at Cleveland...optioned to Rochester August 10; recalled September 1...appeared in 12 games for Twins in September, almost exclusively as a pinch-runner...hit second career major league home run October 1 vs. Toronto...finished season with 17 home runs between Rochester and Minnesota...named to MiLB.com's 2010 Twins organizational All-Star team...ranked 24th best prospect in Twins organization by *Baseball America* entering 2011 season.

**2009:** Spent entire season at Triple-A Rochester...was youngest member of Red Wings Opening Day roster (22)...hit first inning grand slam May 24 at Norwich...had two-run walk-off home run June 2 vs. Gwinnett...went 4-for-4 with a double and a home run August 29 vs. Buffalo...hit .314 (27-for-86) with 12 RBI and 18 runs scored in 27 games in August...batted .538 (7-for-13) with bases loaded...his 10 home runs were most he had in a season since 2005 when he hit 13 for Beloit...played 118 games for Red Wings, including 112 at shortstop...led all International League shortstops in total chances (542), putouts (86), errors (26) and double plays (84)...ranked 24th best prospect in the Twins organization by *Baseball America* entering 2010 season.

**2008:** Began season at Double-A New Britain...recorded first four-hit game of season, driving in four and scoring three runs April 12 at Portland... had four straight multi-hit games April 20-23...promoted to Rochester June 13...finished with 20 multi-hit games for Red Wings...played 32 games at third base, 20 games at second base and 12 games at shortstop for Rochester...hit .307 (39-for-127) off lefties between Double-A and Triple-A... ranked 13th best prospect in Twins organization by *Baseball America* entering the 2009 season.

**2007:** Spent entire season at Double-A New Britain...had four-hit game April 26 vs. Portland...named Twins minor league Player of the Week April 27-May 3, hitting .476 (10-for-21) with two doubles, two home runs and five RBI...had second four-hit game of season May 28 at Harrisburg... named Eastern League Player of the Week May 28-June 3 while hitting .441 (15-for-34) with five doubles, one home run, eight runs and six RBI... hit safely in 12 straight games June 18-28...hit .325 (38-for-117) with four home runs, 15 RBI, five doubles, two triples and 17 runs scored in 28 June games...was second on club in hits (136) and third in league in doubles (37)...participated in the Arizona Fall League, hitting .280 (14-for-50) in 15 games for the Phoenix Desert Dogs...tied for 11th in all of minors with 15 sacrifice hits...ranked 10th best prospect in the Twins organization by *Baseball America* entering the 2008 season.

**2006:** Spent entire season at Single-A Ft. Myers...had nine-game hit-streak June 11-26, including first home run June 20 vs. Lakeland...led club in doubles (26), and was third in hits (112) and runs scored (60).

**2005:** Spent entire season at Single-A Beloit...hit first home run April 10 vs. Quad Cities...hit safely in nine straight games June 9-17, batting .382 (13-for-34) with two home runs, six RBI, and five runs scored...had first four-hit game July 4 at Wisconsin...had four straight multi-hit games July 14-17, including two three-hit games...hit four home runs in six-game span July 30-August 4...finished season with 15 multi-RBI games... ranked second on club in home runs (13), third in runs scored (58) and games (127), and fourth in hits (104)...ranked 12th best prospect in the Midwest League by *Baseball America*...ranked ninth best prospect in the Twins organization by *Baseball America* entering the 2006 season.

**2004:** Played 60 games at Rookie Elizabethton and hit safely in 48 of those contests...had three-hit game June 26 vs. Princeton with one home run and two RBI...had nine-game hit-streak July 31-August 9, including four-hit game August 4 vs. Danville...hit safely in 13 of last 14 games played, including four-hit game on last day of season August 29 at Princeton...was second on club in hits (67)...ranked sixth best prospect in Appalachian League by *Baseball America*.

**PROFESSIONAL:** Signed by scout Bill Mele.

| 2013                         |                             | PLOUFFE'S GAME HIGHS             |                                |  |  | CAREER |  |
|------------------------------|-----------------------------|----------------------------------|--------------------------------|--|--|--------|--|
| Hits: 4, 9/3 at HOU          | HR: 1, 14x, last 9/3 at HOU | HR: 4, 9/3/13 at HOU             | HR: 2, 2x, last 7/1/12 vs. KC  |  |  |        |  |
| RBI: 3, 4x, last 9/9 vs. LAA | Grand Slams: - -            | RBI: 4, 3x, last 8/29/12 vs. SEA | Grand Slams: - -               |  |  |        |  |
| Hit-Streak: 12, 6/18-30      | SB: 1, 2x, last 8/9 at CWS  | Hit-Streak: 17, 6/30-7/19/12     | SB: 1, 4x, last 9/19/12 at CLE |  |  |        |  |

**PLOUFFE'S PLAYING RECORD**

| YEAR | CLUB                | AVG  | G   | AB   | R   | H   | 2B  | 3B | HR | RBI | SH | SF | HB | BB  | SO  | SB | CS | E   | OBP  |
|------|---------------------|------|-----|------|-----|-----|-----|----|----|-----|----|----|----|-----|-----|----|----|-----|------|
| 2004 | Elizabethton        | .283 | 60  | 237  | 29  | 67  | 7   | 2  | 4  | 28  | 2  | 3  | 3  | 19  | 34  | 2  | 1  | 16  | .340 |
| 2005 | Beloit              | .223 | 127 | 466  | 58  | 104 | 18  | 0  | 13 | 60  | 5  | 7  | 4  | 50  | 78  | 8  | 4  | 35  | .300 |
| 2006 | Ft. Myers           | .246 | 125 | 455  | 60  | 112 | 26  | 4  | 4  | 45  | 2  | 5  | 4  | 58  | 93  | 8  | 5  | 29  | .333 |
| 2007 | New Britain         | .274 | 126 | 497  | 75  | 136 | 37  | 2  | 9  | 50  | 15 | 3  | 2  | 38  | 89  | 12 | 7  | 32  | .326 |
| 2008 | New Britain         | .269 | 58  | 227  | 32  | 61  | 17  | 3  | 3  | 21  | 3  | 0  | 3  | 16  | 43  | 4  | 2  | 7   | .325 |
|      | Rochester           | .256 | 66  | 250  | 34  | 64  | 17  | 3  | 6  | 39  | 5  | 3  | 0  | 14  | 47  | 1  | 1  | 11  | .292 |
| 2009 | Rochester           | .260 | 118 | 430  | 53  | 112 | 23  | 5  | 10 | 60  | 4  | 7  | 2  | 34  | 68  | 3  | 6  | 26  | .313 |
| 2010 | Rochester           | .244 | 102 | 402  | 53  | 98  | 22  | 4  | 15 | 49  | 8  | 2  | 6  | 27  | 90  | 5  | 5  | 12  | .300 |
|      | MINNESOTA           | .146 | 22  | 41   | 7   | 6   | 1   | 0  | 2  | 6   | 2  | 1  | 0  | 0   | 14  | 0  | 0  | 1   | .143 |
| 2011 | Rochester           | .313 | 51  | 192  | 33  | 60  | 11  | 3  | 15 | 33  | 1  | 3  | 3  | 21  | 39  | 3  | 1  | 5   | .384 |
|      | MINNESOTA           | .238 | 81  | 286  | 47  | 68  | 18  | 1  | 8  | 31  | 2  | 3  | 4  | 25  | 71  | 3  | 3  | 12  | .305 |
| 2012 | Rochester           | .000 | 2   | 8    | 0   | 0   | 0   | 0  | 0  | 0   | 0  | 0  | 0  | 1   | 2   | 0  | 0  | 0   | .111 |
|      | MINNESOTA           | .235 | 119 | 422  | 56  | 99  | 19  | 1  | 24 | 55  | 0  | 2  | 4  | 37  | 92  | 1  | 3  | 19  | .301 |
| 2013 | Rochester           | .333 | 4   | 15   | 3   | 5   | 0   | 0  | 1  | 3   | 0  | 0  | 0  | 2   | 3   | 0  | 0  | 1   | .412 |
|      | MINNESOTA           | .254 | 129 | 477  | 44  | 121 | 22  | 1  | 14 | 52  | 1  | 4  | 6  | 34  | 112 | 2  | 1  | 13  | .309 |
|      | Minor League Totals | .258 | 839 | 3179 | 430 | 819 | 178 | 26 | 80 | 388 | 45 | 33 | 27 | 280 | 586 | 46 | 32 | 174 | .320 |
|      | Major League Totals | .240 | 351 | 1226 | 154 | 294 | 60  | 3  | 48 | 144 | 5  | 10 | 14 | 96  | 289 | 6  | 7  | 45  | .300 |

**PLOUFFE'S CAREER FIELDING RECORD**

| POSITION    | PCT   | G   | PO  | A   | E  | TC  | DP | PB |
|-------------|-------|-----|-----|-----|----|-----|----|----|
| Third Base  | .946  | 215 | 155 | 374 | 30 | 559 | 39 | —  |
| Shortstop   | .944  | 55  | 86  | 132 | 13 | 231 | 38 | —  |
| Outfield    | .979  | 30  | 44  | 3   | 1  | 48  | 1  | —  |
| Second Base | .989  | 23  | 39  | 48  | 1  | 88  | 13 | —  |
| First Base  | 1.000 | 6   | 16  | 0   | 0  | 16  | 2  | —  |
| Totals      | .952  | 329 | 340 | 557 | 45 | 942 | 93 | —  |

## ALEX PRESLEY

OUTFIELDER



HEIGHT/WEIGHT: 5-10/190

BORN: 7/25/85 in Monroe, LA

RESIDES: Shreveport, LA

ACQUIRED: Trade with Pittsburgh, 8/31/13

M.L. SERVICE: 1 years, 163 days

CONTRACT STATUS: Signed thru 2013

BATS/THROWS: L/L

AGE: 28



**PERSONAL:** Alexander Crawford Presley...2003 graduate of Neville High School in Monroe, LA, where he hit .441 and 15 home runs as a senior...also played baseball at the University of Mississippi, where he set freshman records for triples (6) and stolen bases (9)...named to the All-Tournament team at the SEC Tournament in final season at Ole' Miss...tied for the school record for career triples (14) at the time of his departure...was teammates with Chris Coghlan, Seth Smith, Matt Maloney, Matt Tolbert and Lance Lynn during his three seasons at Mississippi.

**2013:**

- Started the season with Triple-A Indianapolis.
- Hit .302 (16-for-53) with three doubles, two home runs and seven walks in 15 April games for Indianapolis.
- Recalled by Pittsburgh three times during the season...played 11 games in June for the Pirates, hitting .297 (11-for-37).
- Hit .420 (21-for-50) with four doubles and .473 on-base percentage final 12 games with Indianapolis.
- Acquired by Minnesota along with a Player to be Named Later (right-handed pitcher Duke Welker) in exchange for Justin Morneau August 31; recalled by Minnesota that same day.
- Made Twins debut September 1 at Texas, going 3-for-4 with an RBI and a run scored.
- Hit in 20 of 28 games with the Twins.
- Served as the club's primary leadoff hitter, batting .286 (32-for-112) with four doubles, eight walks and a .339 on-base percentage from that spot.
- Recorded 32 hits in September, the second most in the AL among outfielders.

**2012:** Made Pirate's Opening Day roster as their leadoff hitter and starting left fielder...hit walk-off single in 10th inning vs. Philadelphia April 7...hit safely in career-high 12 straight games April 14-28, going hitting .320 (16-for-50) with four doubles and a home run...hit inside-the-park home run April 20 vs. St. Louis; first inside-the-park homer by a Pittsburgh player leading off the first inning since Omar Moreno June 21, 1980 at Houston...optioned to Triple-A Indianapolis May 16...played 18 games and was recalled by Pittsburgh June 5...Homered in back-to-back games in June 16-17 at Cleveland...sustained concussion-like symptoms while diving for a ball in the first inning July 3...placed on 7-day disabled list July 5...played two games on rehab assignment with Indianapolis and was returned from rehab assignment and reinstated from DL July 16...optioned to Indianapolis August 8 and hit .313 (25-for-80) in 20 Triple-A games during the month of August...recalled again by Pittsburgh August 31 where he finished the season...made a total of 81 appearances (69 starts) in left field, eight appearances (7 starts) in right field and four appearances (2 starts) in center field for Pittsburgh...Pirates went 28-8 when he scored at least one run in a game...led Pirates with a career-high seven triples, the most by a Pittsburgh player since Andrew McCutchen had nine in 2009.

**2011:** Began season with Indianapolis...hit .333 (30-for-90) in 24 April games and .345 (40-for-116) in 28 games the following month...was leading the International league in hits (98) and was batting .336 when he had his contract selected by Pittsburgh June 27...made first start with the Pirates in left field June 28 at Toronto and hit first major league home run off Jo Jo Reyes in his second at-bat...hit safely in 15 of his first 20 games with the Pirates, batting .333 (27-for-81) through July 22...placed on 15-day disabled with a left hand contusion July 25 (retro July 24)...played two rehab games with Bradenton before having rehab transferred to Indianapolis...recalled from rehab and reinstated from DL on August 25...hit first career lead home run September 26 at Milwaukee off Shaun Marcum...tied for first in triples in NL for September and ranked ninth with 33 hits...hit .302 (55-for-182) in 43 games as the leadoff hitter...made 48 appearances (47 starts) in left field and five appearances (3 starts) in center field for Pittsburgh...named to the International Leagues post-season All-Star team...recorded 179 hits with Indianapolis, Class-A Bradenton and Pittsburgh.

**2010:** Began season with Double-A Altoona...hit first Double-A home run and had five RBI April 19 at Akron...reached base safely in 24 straight games from April 11-May 10, including a 19-game hitting streak April 11-May 5...tied a club record with four extra-base hits May 24 (2 homers, 1 double and 1 triple)...led Eastern League with a .391 (45-for-115) average and ranked second with 26 RBI in May...was leading the league with a .350 batting average when he was promoted to Indianapolis June 25...went 5-for-6 and hit for the cycle in his first four at-bats in his third Triple-A game on June 27 vs. Toledo...hit safely in 13 straight July 5-21, hitting .460 (23-for-50) during the streak...went 5-for-5 July 19 vs. Lehigh Valley...hit .330 (36-for-109) in 29 July games...contract selected by Pittsburgh September 7...made Major League debut September 8 vs. Atlanta and singled off Cristhian Martinez in second at-bat (played final three innings in center field)...made first major league start in right field on September 12 at Cincinnati and went 1-for-4...named Pittsburgh's minor league Player of the Year after batting .320 (166-for-518) with 28 doubles, 13 triples, 12 home runs, 85 RBI and 86 runs scored in 136 combined games between Altoona and Indianapolis...led the minor league system in batting, tied for first in games played and ranked fourth in RBI.

**2009:** Spent second straight full season with Single-A Lynchburg...hit .310 in 14 April games, including a season-high nine-game hitting streak April 13-24...hit .289 with three homers and 16 RBI from June 1 through the end of the season...hit .284 against right-handed pitchers and .190 against lefties...led league and set a club single-season record in triples (11).

**2008:** Spent entire season with Lynchburg...placed on the disabled list April 17 with a right ankle sprain...returned May 5...hit first home run May 12...hit safely in 17 of his 21 games from 5/28 thru 6/28...hit .281 during the second half before season before fracturing left index finger August 5...made all 81 defensive appearances in center field.

**2007:** Spent entire season with Single-A Hickory...hit safely in 14 straight June 26-July 12, hitting .426 (29-for-68) in that span...hit .351 with 12 doubles, four triples, seven home runs and 31 RBI during June (.366) and July (.339)...hit .306 (11-for-36) with five RBI in 13 games with North Shore during the Hawaiian Winter League.

**2006:** Spent first professional season with Williamsport and led New York-Penn League in triples...made 34 appearances in left field, 23 in center field and one in right field (8/2 at Jamestown)...went 2-for-3 with a triple, two RBI and two runs scored in his first game on June 22...hit first professional home run on August 8 at Auburn...hit .371 (26-for-70) in his final 20 games

**PROFESSIONAL:** Pittsburgh's 8th round pick in the 2006 First-Year Player Draft...signed by scout Darren Mazeroski.

| 2013                         |                            | PRESLEY'S GAME HIGHS            |                                |                    |                 | CAREER                         |                 |
|------------------------------|----------------------------|---------------------------------|--------------------------------|--------------------|-----------------|--------------------------------|-----------------|
| Hits: 3, 3x, last 9/1 at TEX | HR: 1, 3x, last 9/4 at HOU | Hits: 3, 9x, last 9/1/13 at TEX | HR: 1, 17x, last 9/4/13 at HOU | RBI: 3, 9/4 at HOU | Grand Slams: -- | RBI: 3, 4x, last 9/4/13 at HOU | Grand Slams: -- |
| Hit-Streak: 5, 9/3-8         | SB: 1, 9/29 vs. CLE        | Hit-Streak: 12, 4/14-28/12      | SB: 2, 6/9/12 vs. KC           |                    |                 |                                |                 |

| PRESLEY'S PLAYING RECORD      |              |      |     |      |     |     |     |    |    |     |    |    |    |     |     |     |    |    |      |
|-------------------------------|--------------|------|-----|------|-----|-----|-----|----|----|-----|----|----|----|-----|-----|-----|----|----|------|
| YEAR                          | CLUB         | AVG  | G   | AB   | R   | H   | 2B  | 3B | HR | RBI | SH | SF | HB | BB  | SO  | SB  | CS | E  | OBP  |
| 2006                          | Williamsport | .260 | 61  | 223  | 26  | 58  | 7   | 8  | 3  | 23  | 1  | 2  | 1  | 17  | 55  | 3   | 3  | 2  | .313 |
| 2007                          | Hickory      | .293 | 121 | 495  | 79  | 145 | 22  | 8  | 11 | 63  | 7  | 6  | 0  | 45  | 108 | 18  | 10 | 12 | .348 |
| 2008                          | Lynchburg    | .258 | 82  | 287  | 39  | 74  | 15  | 1  | 6  | 35  | 5  | 3  | 1  | 29  | 50  | 13  | 6  | 6  | .380 |
| 2009                          | Lynchburg    | .257 | 115 | 417  | 51  | 107 | 17  | 11 | 4  | 37  | 7  | 2  | 0  | 30  | 87  | 9   | 5  | 16 | .379 |
| 2010                          | Altoona      | .350 | 67  | 246  | 42  | 86  | 13  | 7  | 6  | 47  | 1  | 1  | 2  | 19  | 33  | 5   | 1  | 2  | .305 |
|                               | Indianapolis | .294 | 69  | 272  | 44  | 80  | 15  | 6  | 6  | 38  | 1  | 0  | 1  | 22  | 42  | 8   | 7  | 4  | .399 |
|                               | PITTSBURGH   | .261 | 19  | 23   | 2   | 6   | 1   | 0  | 0  | 0   | 1  | 0  | 0  | 1   | 8   | 1   | 1  | 0  | .292 |
| 2011                          | Bradenton    | .167 | 2   | 6    | 2   | 1   | 0   | 0  | 0  | 0   | 0  | 0  | 0  | 1   | 0   | 0   | 0  | 0  | .286 |
|                               | Indianapolis | .333 | 87  | 342  | 58  | 114 | 18  | 5  | 8  | 41  | 0  | 2  | 4  | 28  | 54  | 22  | 8  | 8  | .388 |
|                               | PITTSBURGH   | .298 | 52  | 215  | 27  | 64  | 12  | 6  | 4  | 20  | 1  | 1  | 0  | 13  | 40  | 9   | 3  | 2  | .339 |
| 2012                          | Indianapolis | .307 | 40  | 153  | 24  | 47  | 3   | 4  | 5  | 22  | 1  | 1  | 9  | 24  | 26  | 7   | 2  | 0  | .399 |
|                               | PITTSBURGH   | .237 | 104 | 346  | 46  | 82  | 14  | 7  | 10 | 25  | 4  | 0  | 2  | 18  | 72  | 9   | 7  | 6  | .279 |
| 2013                          | Indianapolis | .298 | 89  | 342  | 57  | 102 | 17  | 6  | 5  | 27  | 3  | 2  | 4  | 40  | 56  | 17  | 6  | 2  | .376 |
|                               | PITTSBURGH   | .264 | 29  | 72   | 8   | 19  | 1   | 1  | 2  | 4   | 9  | 9  | 9  | 1   | 18  | 0   | 1  | 1  | .274 |
|                               | MINNESOTA    | .283 | 28  | 113  | 9   | 32  | 4   | 1  | 1  | 11  | 0  | 0  | 1  | 8   | 21  | 1   | 3  | 0  | .336 |
| <b>Minor League Totals</b>    |              | .292 | 733 | 2783 | 422 | 814 | 127 | 56 | 54 | 333 | 26 | 19 | 13 | 255 | 511 | 102 | 48 | 26 | .352 |
| <b>National League Totals</b> |              | .261 | 204 | 656  | 83  | 171 | 28  | 14 | 16 | 49  | 6  | 1  | 3  | 33  | 138 | 19  | 12 | 5  | .299 |
| <b>American League Totals</b> |              | .283 | 28  | 113  | 9   | 32  | 4   | 1  | 1  | 11  | 0  | 0  | 1  | 8   | 21  | 1   | 3  | 0  | .336 |
| <b>Major League Totals</b>    |              | .264 | 232 | 769  | 92  | 203 | 32  | 15 | 17 | 60  | 6  | 1  | 4  | 41  | 159 | 20  | 15 | 5  | .304 |

| PRESLEY'S CAREER FIELDING RECORD |      |     |     |   |   |     |    |
|----------------------------------|------|-----|-----|---|---|-----|----|
| POSITION                         | PCT  | G   | PO  | A | E | TC  | PB |
| Outfield                         | .986 | 204 | 343 | 6 | 5 | 354 | 3  |



# RYAN PRESSLY

**RIGHT-HANDED PITCHER**

# 57

**HEIGHT/WEIGHT:** 6-3/205  
**BORN:** 12/15/88 in Dallas, TX  
**RESIDES:** Highland Village, TX  
**ACQUIRED:** Selected in Rule 5 Draft from Boston, 12/6/12  
**M.L. SERVICE:** 1 year  
**CONTRACT STATUS:** Signed thru 2013



2013 PLAYERS

**PERSONAL:** Thomas Ryan Pressly...2007 graduate of Marcus (TX) High School.

**2013:**

- Made the Twins Opening Day roster, his first with a major league club.
- Made major league debut April 4 vs. Detroit, tossing 1.0 scoreless innings with one hit allowed and one strikeout.
- Earned first major league win May 8 at Boston, tossing a career-high 4.0 scoreless innings with two hits allowed.
- Did not allow a home run in first 23 appearances (34.0 IP) April 4-June 22; first home run allowed June 26 at Miami, hit by Placido Polanco.
- Posted a 1.20 ERA (30.0 IP, 4 ER) in first 21 games April 4-June 14 with opponents hitting .200 (22-for-110)...posted ERA's of 1.69 (10.2 IP, 2 ER) in seven April games and 1.10 (16.1 IP, 2 ER) in 10 May games.
- Appeared in 49 games, tied eighth most for a rookie in club history; pitched 76.2 innings, sixth most for a rookie reliever in club history.
- Ranked 10th among AL rookies in innings pitched, first among relievers — third among all MLB relievers...tied for fifth among AL rookies in appearances.

**2012:** Started season with Single-A Salem (Boston).12 of first 13 appearances were starts; overall went 4-3, 5.85 (60.0 IP, 39 ER) in 12 starts and 1-0, 7.88 (16.0 IP, 14 ER) in eight relief appearances for the Salem Red Sox...promoted to Double-A Portland July 15...seven of final 10 appearances were scoreless July 29-September 2, posting a 1.86 ERA (19.1 IP, 4 ER).Held right-handed batters to a .190 batting average (11-for-58) and left-handed batters to a .293 batting average (12-for-41) for the Sea Dogs...combined to go 7-5, 5.38 (103.2 IP, 62 ER) with 36 walks and 82 strikeouts in 34 games (12 starts) between both levels...pitched for Surprise Saguaros in the Arizona Fall League, going 0-0, 3.86 (14.0 IP, 6 ER) with one save, one walk and 18 strikeouts in 10 games...selected by Minnesota in the major league phase of the Rule 5 Draft (4th overall) December 6, 2012.

**2011:** Spent entire season with Single-A Salem...went 3-0, 2.33 (19.1 IP, 5 ER) in four April starts...tossed at least 5.0 innings in 17 of 26 games...tied for first in Carolina League in starts (26)...led Salem in innings pitched (130.0).

**2010:** Spent entire season with Single-A Greenville...held opponents to three runs-or-fewer in 22 of 24 starts, including 11 straight from July 4-August 30, going 3-1, 2.56 (59.2 IP, 17 ER) in that span...tied for second on the club in starts (24)...ranked seventh among Red Sox minor leaguers in ERA (3.72).

**2009:** Spent entire season with Single-A Lowell...went 3-0, 0.84 (21.1 IP, 2 ER) in first four starts June 22-July 8...ranked first on the club in strikeouts-per-9.0 IP (9.65)...tied for first on the club in strikeouts (64) and tied for second in wins (6)...made one playoff appearance, allowing one run in 3.0 innings pitched.

**2008:** Spent first professional season with GCL Red Sox, going 1-4, 3.79 (40.1 IP, 17 ER) in 10 games (9 starts)...went 0-4, 4.21 (36.1 IP, 17 ER) in his nine starts.

**PROFESSIONAL:** Boston's 11th round pick in the 2007 First-Year Player Draft; signed by scout Jim Robinson...selected by Minnesota in the major league phase of the 2012 Rule 5 Draft (4th overall).

| 2013                |                                 | PRESSLY'S GAME HIGHS   |                                    |                             |        | CAREER                         |        |                       |             |                          |             |
|---------------------|---------------------------------|------------------------|------------------------------------|-----------------------------|--------|--------------------------------|--------|-----------------------|-------------|--------------------------|-------------|
| IP: 4.0, 5/8 at BOS | Walks: 2, 6x, last 9/19 vs. CWS | IP: 4.0, 5/8/13 at BOS | Walks: 2, 6x, last 9/19/13 vs. CWS | SO: 3, 4x, last 7/25 at SEA | CG: -- | SO: 3, 4x, last 7/25/13 at SEA | CG: -- | Win-Streak: 2, 5/8-28 | Low-Hit: -- | Win-Streak: 2, 5/8-28/13 | Low-Hit: -- |

| PRESSLY'S PITCHING RECORD  |             |              |             |            |           |          |          |          |              |            |            |            |           |           |            |            |           |          |             |
|----------------------------|-------------|--------------|-------------|------------|-----------|----------|----------|----------|--------------|------------|------------|------------|-----------|-----------|------------|------------|-----------|----------|-------------|
| YEAR                       | CLUB        | W-L          | ERA         | G          | GS        | CG       | SH       | SV       | IP           | H          | R          | ER         | HR        | HB        | BB         | SO         | WP        | BK       | BAA         |
| 2008                       | GCL Red Sox | 1-4          | 3.79        | 10         | 9         | 0        | 0        | 0        | 40.1         | 41         | 18         | 17         | 2         | 3         | 21         | 34         | 4         | 0        | .277        |
| 2009                       | Lowell      | 6-4          | 3.17        | 13         | 11        | 0        | 0        | 0        | 59.2         | 48         | 22         | 21         | 1         | 2         | 25         | 64         | 7         | 0        | .220        |
| 2010                       | Greenville  | 5-7          | 3.72        | 26         | 24        | 0        | 0        | 0        | 113.2        | 110        | 55         | 47         | 9         | 5         | 43         | 96         | 5         | 0        | .256        |
| 2011                       | Salem       | 6-11         | 4.50        | 26         | 26        | 0        | 0        | 0        | 130.0        | 125        | 84         | 65         | 9         | 13        | 53         | 72         | 11        | 0        | .251        |
| 2012                       | Salem       | 5-3          | 6.28        | 20         | 12        | 0        | 0        | 0        | 76.0         | 86         | 58         | 53         | 9         | 4         | 26         | 61         | 10        | 0        | .287        |
|                            | Portland    | 2-2          | 2.93        | 14         | 0         | 0        | 0        | 0        | 27.2         | 23         | 9          | 9          | 2         | 0         | 10         | 21         | 2         | 0        | .232        |
| 2013                       | MINNESOTA   | 3-3          | 3.87        | 49         | 0         | 0        | 0        | 0        | 76.2         | 71         | 37         | 33         | 5         | 0         | 27         | 49         | 7         | 0        | .251        |
| <b>Minor League Totals</b> |             | <b>25-31</b> | <b>4.27</b> | <b>109</b> | <b>82</b> | <b>0</b> | <b>0</b> | <b>0</b> | <b>447.1</b> | <b>433</b> | <b>246</b> | <b>212</b> | <b>32</b> | <b>27</b> | <b>178</b> | <b>348</b> | <b>39</b> | <b>0</b> | <b>.256</b> |
| <b>Major League Totals</b> |             | <b>3-3</b>   | <b>3.87</b> | <b>49</b>  | <b>0</b>  | <b>0</b> | <b>0</b> | <b>0</b> | <b>76.2</b>  | <b>71</b>  | <b>37</b>  | <b>33</b>  | <b>5</b>  | <b>0</b>  | <b>27</b>  | <b>49</b>  | <b>7</b>  | <b>0</b> | <b>.251</b> |

**PRESSLY'S CAREER FIELDING RECORD**

| POSITION | PCT  | G  | PO | A  | E | TC | DP | PB |
|----------|------|----|----|----|---|----|----|----|
| Pitching | .955 | 49 | 8  | 13 | 1 | 22 | 2  | —  |

**PRESSLY'S DAY-BY-DAY**

| Date                    | Opp. | Dec.       | IP          | H         | R         | ER        | HR       | BB        | SO        | IR/IRS          |
|-------------------------|------|------------|-------------|-----------|-----------|-----------|----------|-----------|-----------|-----------------|
| April 4                 | DET  | ND         | 1.0         | 1         | 0         | 0         | 0        | 0         | 1         | 0/0             |
| April 5                 | @BAL | ND         | 1.0         | 0         | 0         | 0         | 0        | 2         | 1         | 1/0             |
| April 9                 | @KC  | ND         | 2.0         | 2         | 0         | 0         | 0        | 0         | 1         | 0/0             |
| April 12                | NYM  | ND         | 1.2         | 2         | 4         | 0         | 0        | 2         | 1         | 1/0             |
| April 23(2)             | MIA  | ND         | 1.2         | 3         | 1         | 1         | 0        | 0         | 0         | 2/1             |
| April 26                | TEX  | ND         | 2.1         | 1         | 1         | 1         | 0        | 1         | 3         | 1/0             |
| April 30                | @DET | ND         | 1.0         | 2         | 0         | 0         | 0        | 1         | 1         | 0/0             |
| <b>APRIL TOTALS</b>     |      | <b>0-0</b> | <b>10.2</b> | <b>11</b> | <b>6</b>  | <b>2</b>  | <b>0</b> | <b>6</b>  | <b>8</b>  | <b>1.69 ERA</b> |
| May 4                   | @CLE | ND         | 1.0         | 2         | 1         | 1         | 0        | 0         | 0         | 0/0             |
| May 8                   | @BOS | W(1-0)     | 4.0         | 2         | 0         | 0         | 0        | 2         | 3         | 0/0             |
| May 12                  | BAL  | ND         | 1.0         | 0         | 0         | 0         | 0        | 0         | 0         | 0/0             |
| May 14                  | CWS  | ND         | 1.0         | 2         | 0         | 0         | 0        | 0         | 1         | 0/0             |
| May 18                  | BOS  | ND         | 2.0         | 1         | 1         | 1         | 0        | 2         | 1         | 0/0             |
| May 20                  | @ATL | ND         | 2.0         | 0         | 0         | 0         | 0        | 1         | 1         | 0/0             |
| May 22                  | @ATL | ND         | 1.0         | 0         | 0         | 0         | 0        | 0         | 0         | 0/0             |
| May 24                  | @DET | ND         | 1.2         | 2         | 0         | 0         | 0        | 0         | 2         | 2/1             |
| May 28                  | @MIL | W(2-0)     | 2.0         | 0         | 0         | 0         | 0        | 0         | 3         | 0/0             |
| May 30                  | MIL  | H(1)       | 0.2         | 0         | 0         | 0         | 0        | 0         | 0         | 1/1             |
| <b>MAY TOTALS</b>       |      | <b>2-0</b> | <b>16.1</b> | <b>9</b>  | <b>2</b>  | <b>2</b>  | <b>0</b> | <b>5</b>  | <b>11</b> | <b>1.10 ERA</b> |
| June 2                  | SEA  | ND         | 1.0         | 0         | 0         | 0         | 0        | 0         | 2         | 0/0             |
| June 6                  | @KC  | ND         | 0.1         | 0         | 0         | 0         | 0        | 0         | 1         | 0/0             |
| June 9(1)               | @WSH | ND         | 0.2         | 2         | 0         | 0         | 0        | 1         | 1         | 2/2             |
| June 14                 | DET  | ND         | 1.0         | 0         | 0         | 0         | 0        | 0         | 0         | 0/0             |
| June 19                 | CWS  | ND         | 1.0         | 2         | 2         | 2         | 0        | 0         | 1         | 1/0             |
| June 22                 | @CLE | ND         | 3.0         | 6         | 2         | 2         | 0        | 2         | 0         | 0/0             |
| June 26                 | @MIA | ND         | 1.2         | 3         | 1         | 1         | 1        | 0         | 1         | 1/1             |
| June 30                 | KC   | ND         | 2.0         | 3         | 2         | 2         | 0        | 1         | 0         | 0/0             |
| <b>JUNE TOTALS</b>      |      | <b>0-0</b> | <b>10.2</b> | <b>16</b> | <b>7</b>  | <b>7</b>  | <b>1</b> | <b>4</b>  | <b>6</b>  | <b>5.91 ERA</b> |
| July 2                  | NYJ  | ND         | 1.0         | 1         | 0         | 0         | 0        | 0         | 1         | 0/0             |
| July 5                  | @TOR | ND         | 2.0         | 0         | 0         | 0         | 0        | 0         | 1         | 0/0             |
| July 8                  | @TB  | ND         | 1.0         | 1         | 1         | 1         | 0        | 1         | 1         | 0/0             |
| July 10                 | @TB  | L(2-1)     | 1.0         | 2         | 1         | 1         | 0        | 1         | 1         | 2/0             |
| July 12                 | @NYY | L(2-2)     | 1.0         | 2         | 2         | 2         | 0        | 0         | 1         | 0/0             |
| <b>PRE-ASG TOTALS</b>   |      | <b>2-2</b> | <b>43.2</b> | <b>42</b> | <b>19</b> | <b>15</b> | <b>1</b> | <b>17</b> | <b>30</b> | <b>3.09 ERA</b> |
| July 21                 | CLE  | ND         | 1.0         | 2         | 1         | 1         | 0        | 1         | 0         | 0/0             |
| July 25                 | @SEA | ND         | 3.0         | 3         | 2         | 2         | 0        | 1         | 3         | 1/0             |
| July 30                 | KC   | ND         | 3.0         | 0         | 0         | 0         | 0        | 0         | 2         | 0/0             |
| <b>JULY TOTALS</b>      |      | <b>0-2</b> | <b>13.0</b> | <b>11</b> | <b>7</b>  | <b>7</b>  | <b>0</b> | <b>4</b>  | <b>10</b> | <b>4.85 ERA</b> |
| August 2                | HOU  | W(3-2)     | 2.0         | 1         | 0         | 0         | 0        | 0         | 1         | 0/0             |
| August 5                | @KC  | ND         | 1.1         | 7         | 7         | 7         | 1        | 1         | 1         | 0/0             |
| August 10               | @CWS | ND         | 1.1         | 0         | 0         | 0         | 0        | 1         | 1         | 2/0             |
| August 14               | CLE  | L(3-3)     | 2.1         | 2         | 1         | 1         | 0        | 1         | 2         | 0/0             |
| August 18               | CWS  | ND         | 3.0         | 0         | 0         | 0         | 0        | 2         | 2         | 0/0             |
| August 24               | @CLE | ND         | 1.0         | 1         | 0         | 0         | 0        | 0         | 0         | 0/0             |
| August 27               | KC   | ND         | 1.0         | 1         | 1         | 1         | 1        | 0         | 0         | 0/0             |
| August 29               | KC   | ND         | 3.0         | 1         | 0         | 0         | 0        | 1         | 0         | 0/0             |
| <b>AUGUST TOTALS</b>    |      | <b>1-1</b> | <b>15.0</b> | <b>13</b> | <b>9</b>  | <b>9</b>  | <b>2</b> | <b>6</b>  | <b>7</b>  | <b>5.40 ERA</b> |
| Sept. 4                 | @HOU | ND         | 3.2         | 2         | 0         | 0         | 0        | 0         | 2         | 1/1             |
| Sept. 9                 | LAA  | ND         | 1.1         | 1         | 0         | 0         | 0        | 0         | 1         | 2/0             |
| Sept. 11                | OAK  | ND         | 0.2         | 2         | 2         | 2         | 1        | 0         | 0         | 1/1             |
| Sept. 13                | TBR  | ND         | 1.0         | 1         | 0         | 0         | 0        | 0         | 1         | 0/0             |
| Sept. 16                | @CWS | ND         | 1.0         | 0         | 0         | 0         | 0        | 0         | 0         | 0/0             |
| Sept. 20                | @OAK | ND         | 1.1         | 3         | 3         | 3         | 1        | 1         | 2         | 1/1             |
| Sept. 23                | DET  | ND         | 0.2         | 0         | 0         | 0         | 0        | 0         | 0         | 3/0             |
| Sept. 26                | CLE  | ND         | 1.1         | 2         | 1         | 1         | 0        | 1         | 1         | 3/1             |
| <b>SEPTEMBER TOTALS</b> |      | <b>0-0</b> | <b>11.0</b> | <b>11</b> | <b>6</b>  | <b>6</b>  | <b>2</b> | <b>2</b>  | <b>7</b>  | <b>4.91 ERA</b> |
| <b>POST-ASG TOTALS</b>  |      | <b>1-1</b> | <b>33.0</b> | <b>29</b> | <b>18</b> | <b>18</b> | <b>4</b> | <b>10</b> | <b>19</b> | <b>4.91 ERA</b> |
| <b>SEASON TOTALS</b>    |      | <b>3-3</b> | <b>76.2</b> | <b>71</b> | <b>37</b> | <b>33</b> | <b>5</b> | <b>27</b> | <b>49</b> | <b>3.87 ERA</b> |



# WILKIN RAMIREZ

OUTFIELDER

22

HEIGHT/WEIGHT: 6-2/231  
BORN: 10/25/85 in Bani, DR  
RESIDES: Bani, DR

BATS/THROWS: R/R  
AGE: 27

ACQUIRED: Signed as minor league free agent, 11/17/11

M.L. SERVICE: 1 year, 84 days

CONTRACT STATUS: Signed thru 2013

**PERSONAL:** Wilkin Emilio (Arias) Ramirez...son Derek (9/23/07), daughter Venus (4/14/13)...attended Escuela Primaria El Fundo High School in Bani, DR.

## 2013:

- Made the Twins Opening Day roster, the first of his career.
- Placed on Paternity List April 14-16 to attend the birth of his daughter, Venus.
- Hit .346 (9-for-26) with two doubles and five RBI in his first 13 games April 1-May 7.
- Placed on 7-day disabled list with a concussion May 26 after colliding with left-fielder Josh Willingham May 25 at Detroit...played in 14 games on rehab assignment with the GCL Twins, Single-A Ft. Myers and Double-A New Britain and was reinstated August 12.
- Hit safely in season-high six straight August 16-22, hitting .381 (8-for-21) in that span.
- Placed on the 15-day disabled list August 30 with a fractured left fibula, an injury he suffered fouling a ball off his leg August 29 vs. Kansas City.

**2012:** Was an invite to Twins spring training and reassigned to minor league camp March 19...began season on 7-day disabled list with a left groin strain April 5-27; reported to Single-A Ft. Myers for four games April 27-30, then to Double-A New Britain for 11 games May 1-12, then to Rochester May 15...hit two-run walk-off home run in the ninth inning June 20 vs. Durham...hit third professional grand slam August 20 at Pawtucket...batted .337 (35-for-104) with 21 RBI in 27 August games; batted .350 (41-for-117) with nine doubles, one triple, five home runs and 26 RBI in August and September combined; his 26 RBI ranked second in International League...named International League Player of the Week August 27-September 3, batting .367 (11-for-30) with four doubles, three home runs and 10 RBI in seven games.

**2011:** Started season with Triple-A Gwinnett...had four stints with Atlanta...recorded a two-homer game April 11 vs. Norwich...another two homer game September 1 at Norwich...appeared in 20 games for the Braves between May 24-July 27...batted .326 (29-for-89) against left-handed pitching and .241 (48-for-199) against right-handed pitching while at Gwinnett...batted .238 (40-for-168) before the All-Star break and .308 (37-for-120) after the break...committed just two errors for Gwinnett, playing 67 games in the outfield...played for Toros Del Este in Dominican Winter League, batting .243 (9-for-37) with one double, one home run and six RBI in 15 games...elected free agency November 2.

**2010:** Played 97 games between Double-A Erie (Detroit) and Triple-A Toledo, combining to bat .234 (105-for-448) with 23 home runs and 70 RBI between the two levels...designated for assignment July 28...acquired by the Braves for cash considerations July 31...selected to participate in the XM Futures Game at Angel Stadium July 11; started in right field for the World Team going 1-for-2...finished season with Triple-A Gwinnett, batting .253 (21-for-83) with four home runs and 14 RBI in 24 games.

**2009:** Started season with Triple-A Toledo...recalled by Detroit May 19...made major league debut and recorded first major league hit, a home run in the sixth inning off Matt Harrison May 20 vs. Texas; first Tigers player to hit a home run in major league debut since Reggie Sanders September 1, 1974 vs. Oakland...optioned to Triple-A Toledo May 21...recalled September 1 and spent the rest of the season with Detroit...finished fifth in International League with 33 stolen bases...ranked eighth best prospect in Tigers organization by *Baseball America* entering the 2010 season.

**2008:** Started season with Double-A Erie...named Tigers minor league Player of the Month for April, batting .330 (33-for-100) with eight doubles, three triples, six home runs, 17 RBI and 20 runs scored in 23 games...transferred to Triple-A Toledo June 6...played six games for the Mud Hens before being transferred back to Erie June 20...selected to participate for World Team in XM Futures All-Star Game at Yankee Stadium, July 13; started in left field, recording a single and a walk...placed on disabled list with a right quadriceps strain July 17-26...named Erie's Player of the Year...ranked second in Eastern League with a .522 slugging percentage, tied for second with 26 stolen bases, tied for fifth with seven triples and tied for seventh in batting (.303)...named to Eastern League midseason and postseason All-Star teams...played with Lacey in the Dominican Winter League...named sixth best prospect in Tigers organization by *Baseball America*, following the season.

**2007:** Started season with Triple-A Lakeland...batted .390 in June ranking third in the Florida State League...finished fifth in the FSL with 28 stolen bases before transferring to Erie July 20...stole 34 bases between two levels ranking third in the Tigers organization...ranked 14th best prospect in Tigers organization by *Baseball America* following the season.

**2006:** Spent season with Single-A Lakeland...hit a grand slam May 20 at Palm Beach...placed on the disabled list with a left shin contusion, missing the rest of the season, July 20...ranked 13th best prospect in Tigers organization by *Baseball America* following the season.

**2005:** Selected to Midwest League midseason All-Star team with Single-A West Michigan...led the Midwest League in strikeouts and tied for fifth in games played...ranked the fifth best prospect and best power hitter in the Tigers organization and 20th best prospect in Midwest League by *Baseball America* following the season.

**2004:** Missed season due to right shoulder surgery...named 11th best prospect in the Tigers organization by *Baseball America* following the season.

**2003:** Made professional debut with the GCL Tigers...finished second in GCL in triples, fourth in RBI and fifth in total bases...led GCL third basemen with 86 assists and 21 errors...ranked 12th best prospect in Tigers organization by *Baseball America* following the season.

**PROFESSIONAL:** Signed by Detroit as a non-drafted free agent February 5, 2003.

2013

Hits: 2, 4x, last 8/21 at DET

RBI: 1, 6x, last 8/22 at DET

Hit-Streak: 6, 8/16-22

HR: --

Grand Slams: --

SB: --

## RAMIREZ'S GAME HIGHS

Hits: 2, 5x, last 8/21/13 at DET

RBI: 1, 11x, last 8/22/13 at DET

Hit-Streak: 6, 8/16-22/13

CAREER

HR: --

Grand Slams: --

SB: --

## RAMIREZ'S PLAYING RECORD

| YEAR | CLUB                   | AVG                    | G   | AB   | R   | H   | 2B  | 3B | HR  | RBI | SH | SF | HB | BB  | SO   | SB  | CS | E   | OBP  |
|------|------------------------|------------------------|-----|------|-----|-----|-----|----|-----|-----|----|----|----|-----|------|-----|----|-----|------|
| 2003 | GCL Tigers             | .275                   | 54  | 200  | 34  | 55  | 6   | 7  | 5   | 35  | 1  | 1  | 1  | 13  | 51   | 6   | 1  | 21  | .321 |
| 2004 |                        | INJURED - DID NOT PLAY |     |      |     |     |     |    |     |     |    |    |    |     |      |     |    |     |      |
| 2005 | West Michigan          | .262                   | 131 | 493  | 69  | 129 | 21  | 2  | 16  | 65  | 1  | 5  | 7  | 35  | 143  | 21  | 8  | 26  | .317 |
| 2006 | Lakeland               | .225                   | 66  | 249  | 31  | 56  | 10  | 4  | 8   | 33  | 0  | 2  | 2  | 10  | 69   | 8   | 2  | 22  | .259 |
| 2007 | Lakeland               | .273                   | 88  | 319  | 48  | 87  | 7   | 4  | 10  | 41  | 0  | 3  | 1  | 20  | 86   | 28  | 6  | 10  | .315 |
|      | Erie                   | .215                   | 34  | 121  | 15  | 26  | 3   | 1  | 2   | 14  | 1  | 1  | 2  | 8   | 38   | 6   | 2  | 4   | .273 |
| 2008 | Erie                   | .303                   | 110 | 433  | 74  | 131 | 24  | 7  | 19  | 73  | 0  | 1  | 5  | 43  | 138  | 26  | 12 | 4   | .371 |
|      | Toledo                 | .083                   | 11  | 36   | 2   | 3   | 1   | 0  | 0   | 0   | 0  | 0  | 1  | 1   | 11   | 1   | 0  | 1   | .132 |
| 2009 | Toledo                 | .258                   | 113 | 434  | 69  | 112 | 18  | 6  | 17  | 51  | 0  | 2  | 4  | 41  | 143  | 33  | 10 | 11  | .326 |
|      | DETROIT                | .364                   | 15  | 11   | 6   | 4   | 0   | 1  | 1   | 3   | 0  | 1  | 0  | 1   | 3    | 0   | 0  | 0   | .385 |
| 2010 | Toledo                 | .241                   | 56  | 212  | 34  | 51  | 10  | 4  | 15  | 42  | 0  | 1  | 0  | 22  | 84   | 5   | 6  | 2   | .311 |
|      | Toledo                 | .216                   | 41  | 153  | 15  | 33  | 4   | 2  | 4   | 14  | 0  | 0  | 2  | 10  | 60   | 7   | 2  | 2   | .273 |
|      | Gwinnett               | .253                   | 24  | 83   | 16  | 21  | 3   | 1  | 4   | 14  | 0  | 1  | 3  | 10  | 22   | 2   | 0  | 2   | .351 |
| 2011 | Gwinnett               | .267                   | 81  | 288  | 40  | 77  | 16  | 3  | 11  | 36  | 4  | 3  | 1  | 17  | 70   | 19  | 6  | 2   | .307 |
|      | ATLANTA                | .231                   | 20  | 26   | 5   | 6   | 2   | 0  | 0   | 2   | 0  | 0  | 0  | 4   | 11   | 0   | 2  | 1   | .333 |
| 2012 | Ft. Myers              | .267                   | 4   | 15   | 1   | 4   | 0   | 0  | 0   | 0   | 0  | 0  | 0  | 1   | 5    | 0   | 0  | 0   | .313 |
|      | New Britain            | .388                   | 11  | 49   | 12  | 19  | 3   | 3  | 4   | 7   | 0  | 0  | 0  | 2   | 10   | 2   | 0  | 0   | .412 |
|      | Rochester              | .276                   | 98  | 370  | 39  | 102 | 18  | 1  | 15  | 54  | 0  | 3  | 5  | 18  | 97   | 7   | 7  | 2   | .316 |
| 2013 | GCL Twins              | .273                   | 4   | 11   | 2   | 3   | 1   | 0  | 1   | 1   | 0  | 0  | 0  | 1   | 2    | 0   | 0  | 0   | .333 |
|      | Ft. Myers              | .111                   | 3   | 9    | 3   | 1   | 0   | 0  | 0   | 0   | 0  | 0  | 0  | 2   | 2    | 0   | 0  | 0   | .273 |
|      | New Britain            | .172                   | 7   | 29   | 3   | 5   | 1   | 0  | 0   | 0   | 0  | 0  | 0  | 2   | 6    | 1   | 0  | 0   | .226 |
|      | MINNESOTA              | .272                   | 35  | 81   | 5   | 22  | 6   | 1  | 0   | 6   | 0  | 1  | 1  | 3   | 23   | 0   | 0  | 1   | .302 |
|      | Minor League Totals    | .261                   | 936 | 3504 | 507 | 915 | 146 | 45 | 131 | 480 | 7  | 23 | 34 | 256 | 1037 | 172 | 62 | 102 | .316 |
|      | National League Totals | .231                   | 20  | 26   | 5   | 6   | 2   | 0  | 0   | 2   | 0  | 0  | 0  | 4   | 11   | 0   | 2  | 1   | .333 |
|      | American League Totals | .283                   | 50  | 92   | 11  | 26  | 6   | 2  | 1   | 9   | 0  | 2  | 1  | 4   | 26   | 0   | 0  | 0   | .313 |
|      | Major League Totals    | .271                   | 70  | 118  | 16  | 32  | 8   | 2  | 1   | 11  | 0  | 2  | 1  | 8   | 37   | 0   | 2  | 2   | .318 |

## RAMIREZ'S CAREER FIELDING RECORD

| POSITION | PCT  | G  | PO | A | E | TC | DP | PB |
|----------|------|----|----|---|---|----|----|----|
| Outfield | .984 | 37 | 60 | 2 | 1 | 63 | 0  | —  |



# JOSH ROENICKE

RIGHT-HANDED PITCHER

20

HEIGHT/WEIGHT: 6-3/202

BORN: 8/4/82 in Baltimore, MD

RESIDES: Sarasota, FL

ACQUIRED: Claimed off waivers from Colorado, 11/2/12

M.L. SERVICE: 3 years, 62 days

CONTRACT STATUS: Signed thru 2013

BATS/THROWS: R/R

AGE: 31



**PERSONAL:** Joshua James Roenicke (REN-uh-key)...wife Nikki (Desmond)...daughter Taytum (12/15/11)...grew up in Grass Valley, CA and in 2001 graduated from Nevada Union (CA) High School...attended UCLA and played baseball and football...his father, Gary, and uncle, Ron, played in the major leagues...Ron is the manager of Milwaukee...his brother-in-law is Washington's Ian Desmond.

## 2013:

- Made the Twins Opening Day roster after being claimed off waivers in November.
- Made Twins debut with 1.1 scoreless inning of relief April 1 vs. Detroit.
- Earned first win as Twin in his third appearance April 6 at Detroit, tossing 3.0 scoreless innings of relief.
- Allowed just one home run in a 37-game span (31.0 IP) May 17-August 20.
- Did not allow a run in 12 consecutive appearances (11.1 IP) July 21-August 15, posting a .154 batting-average-against in that span.
- Earned first save as a Twin and second of his career September 3 at Houston, pitching 1.0 scoreless inning in a 9-6, 12-inning win.
- Allowed just one home run in his final 31 games (27.1 IP) July 1-September 26.
- Ranked fourth on the Twins in games (63).
- Outrigger to Triple-A Rochester October 2.

**2012:** Made Opening Day for first time in career and spent the entire season with the Rockies...posted a season-high scoreless streak of 9.0 innings April 28-May 7...posted a 0.52 ERA (17.1 IP, 1 ER) in 14 May games, ranking second in baseball in ERA for the month (minimum 15.0 IP)...struck out a career-high five batters twice -- April 15 vs. Arizona and July 20 at San Diego...made 100th career appearance July 3 at St. Louis...had first major league hit July 24 at Arizona, singling off Joe Saunders...recorded first career save with 0.2 scoreless innings October 1 at Arizona...made 27 appearances of at least 1.1 inning, going 3-1, 1.83 ERA (59.0 IP, 12 ER) with 28 walks and 40 strikeouts in those outings...led all MLB relievers in innings pitched (88.2), the fewest relief innings to lead baseball since Montreal's Mel Rojas' 84.0 relief innings in the strike-shortened 1994 season...88.2 innings were fourth most in Colorado's history for a reliever.

**2011:** Pitched in Toronto's spring training and optioned to Triple-A Las Vegas March 13...claimed off waivers by Colorado and sent to Triple-A Colorado Springs June 2...made Rockies debut with 1.0 scoreless inning August 7...pitched 10.1 scoreless innings to begin Rockies career August 7-September 3...did not allow a run in 10 August appearances (9.1 IP), holding opponents to a .167 (5-for-30) batting average...combined to go 1-4, 4.58 ERA (53.0 IP, 27 ER) with 42 strikeouts and 22 walks in 29 games between Triple-A Las Vegas and Colorado Springs.

**2010:** Began season with Triple-A Las Vegas, tossing 8.2 consecutive scoreless innings April 9-24...recalled by Toronto April 27...recorded first major league win allowing two runs on one hit in 1.1 innings May 14 vs. Texas...pitched in nine games and optioned to Las Vegas May 31...went 9-1, 3.64 (59.1 IP, 24 ER) in 36 games for the '51's, leading the club in wins...recalled September 5...struck out multiple batters in seven of 16 appearances for the Blue Jays...held left-handed batters to a .219 (7-for-32) batting average at Toronto.

**2009:** Split time between Triple-A Louisville, Cincinnati and Toronto...appeared in 27 games for Louisville, going 1-0, 2.57 (28.0 IP, 8 ER) with 12 saves, 32 strikeouts and six walks...recorded a save in seven consecutive chances May 28-June 14...appeared in 11 games for the Reds, posting a 2.70 ERA (13.1 IP, 4 ER) in parts of June and July...acquired by Toronto along with infielder Edwin Encarnacion and pitcher Zach Stewart from Cincinnati in exchange for infielder Scott Rolen July 31...made Blue Jays debut tossing 1.0 scoreless inning August 2 at Oakland.

**2008:** Began season with Double-A Chattanooga, going 4-2, 3.27 (22.0 IP, 8 ER) with 12 saves in 22 games...promoted to Triple-A Louisville May 31...28 of 35 appearance for the Bats were scoreless, posting a 2.54 ERA (39.0 IP, 11 ER)...had contract selected by Cincinnati September 9...made major league debut and recorded first career strikeout (Mark Reynolds) September 13 at Arizona...tied for second among Reds minor leaguers in saves (13).

**2007:** Began season at Single-A Sarasota, going 2-1, 3.25 (27.2 IP, 10 ER) with 16 saves in 27 appearances...promoted to Double-A Chattanooga June 21...selected to participate in the Florida State League All-Star Game...finished 1-1, 0.95 (19.0 IP, 2 ER) with eight saves in nine save opportunities over 19 appearances for the Lookouts...led all Reds minor leaguers in saves (24)...combined to go 3-2, 2.31 (46.2 IP, 12 ER) in 46 relief appearances at both levels...ranked as best reliever in Florida State League by *Baseball America*.

**2006:** Split first professional season between GCL Reds and Rookie Billings...opponents hit just .207 with 33 strikeouts in 23.1 innings at both levels combined.

**AMATEUR CAREER:** In final season at UCLA (2006) played in 45 games, starting 42 in center field...made 16 appearances as a relief pitcher, going 2-3 with a 3.46 ERA in 13.0 innings pitched...held opponents to a .250 batting average with 13 strikeouts...made three appearances in relief as a sophomore and 16 as a senior...had career batting average of .262 (82-for-313) with 14 doubles, one triple, one home run and 45 RBI...hit .277 (33-for-119) with six doubles, one triple and 16 RBI as a junior in 2005...played two seasons (2002-03) on the Bruins football team as a wide receiver.

**PROFESSIONAL:** Cincinnati's 10th round pick in the 2006 First-Year Player Draft; signed by scout Rex De La Nuez.

2013

## ROENICKE'S GAME HIGHS

CAREER

IP: 3.0, 4/6 at BAL

Walks: 2, 7x, last 9/22 at OAK

IP: 3.1, 7/20/12 at SD

Walks: 4, 5/14/10 vs. TEX

SD: 3, 5/13 vs. CWS

CG: --

SO: 5, 2x, last 7/20/12 at SD

CG: --

Win-Streak: 2, 6/8-9/2

Low-Hit: --

Win-Streak: 5, 5/14/10-8/7/12

Low-Hit: --

## ROENICKE'S PITCHING RECORD

| YEAR                          | CLUB             | W-L         | ERA         | G          | GS       | CG       | SH       | SV        | IP           | H          | R          | ER         | HR        | HB       | BB         | SO         | WP        | BK       | BAA         |
|-------------------------------|------------------|-------------|-------------|------------|----------|----------|----------|-----------|--------------|------------|------------|------------|-----------|----------|------------|------------|-----------|----------|-------------|
| 2006                          | GCL Reds         | 1-0         | 1.17        | 7          | 0        | 0        | 0        | 0         | 7.2          | 8          | 2          | 1          | 0         | 1        | 3          | 9          | 1         | 0        | .258        |
|                               | Billings         | 1-0         | 6.32        | 14         | 0        | 0        | 0        | 6         | 15.2         | 10         | 11         | 11         | 1         | 0        | 12         | 24         | 1         | 0        | .179        |
| 2007                          | Sarasota         | 2-1         | 3.25        | 27         | 0        | 0        | 0        | 16        | 27.2         | 23         | 10         | 10         | 1         | 1        | 15         | 41         | 1         | 0        | .225        |
|                               | Chattanooga      | 1-1         | 0.95        | 19         | 0        | 0        | 0        | 8         | 19.0         | 12         | 3          | 2          | 0         | 0        | 6          | 15         | 0         | 0        | .185        |
| 2008                          | Chattanooga      | 4-2         | 3.27        | 22         | 0        | 0        | 0        | 10        | 22.0         | 21         | 10         | 8          | 2         | 0        | 12         | 28         | 1         | 0        | .253        |
|                               | Louisville       | 2-0         | 2.54        | 35         | 0        | 0        | 0        | 3         | 39.0         | 34         | 11         | 11         | 2         | 0        | 14         | 43         | 8         | 0        | .234        |
|                               | CINCINNATI       | 0-0         | 9.00        | 5          | 0        | 0        | 0        | 0         | 3.0          | 6          | 3          | 3          | 0         | 1        | 2          | 6          | 0         | 0        | .400        |
| 2009                          | Louisville       | 1-0         | 2.57        | 27         | 0        | 0        | 0        | 12        | 28.0         | 30         | 9          | 8          | 0         | 2        | 6          | 32         | 1         | 0        | .268        |
|                               | CINCINNATI       | 0-0         | 2.70        | 11         | 0        | 0        | 0        | 0         | 13.1         | 13         | 4          | 4          | 0         | 0        | 4          | 14         | 1         | 0        | .260        |
|                               | TORONTO          | 0-0         | 7.13        | 13         | 0        | 0        | 0        | 0         | 17.2         | 19         | 15         | 14         | 2         | 1        | 12         | 19         | 1         | 0        | .271        |
| 2010                          | Las Vegas        | 9-1         | 3.64        | 36         | 0        | 0        | 0        | 1         | 59.1         | 61         | 29         | 24         | 7         | 2        | 25         | 54         | 5         | 0        | .269        |
|                               | TORONTO          | 1-0         | 5.68        | 16         | 0        | 0        | 0        | 0         | 19.0         | 18         | 15         | 12         | 1         | 2        | 13         | 18         | 1         | 0        | .237        |
| 2011                          | Las Vegas        | 1-3         | 6.04        | 16         | 0        | 0        | 0        | 0         | 22.1         | 25         | 21         | 15         | 3         | 2        | 15         | 20         | 3         | 0        | .281        |
|                               | Colorado Springs | 0-1         | 3.52        | 23         | 0        | 0        | 0        | 0         | 30.2         | 30         | 14         | 12         | 3         | 1        | 7          | 22         | 0         | 1        | .263        |
|                               | COLORADO         | 0-0         | 3.78        | 19         | 0        | 0        | 0        | 0         | 16.2         | 14         | 7          | 7          | 1         | 1        | 7          | 12         | 1         | 0        | .233        |
| 2012                          | COLORADO         | 4-2         | 3.25        | 63         | 0        | 0        | 0        | 1         | 88.2         | 85         | 40         | 32         | 9         | 2        | 43         | 54         | 8         | 0        | .259        |
| 2013                          | MINNESOTA        | 3-1         | 4.35        | 63         | 0        | 0        | 0        | 1         | 62.0         | 63         | 31         | 30         | 6         | 1        | 36         | 45         | 7         | 0        | .263        |
| <b>Minor League Totals</b>    |                  | <b>22-9</b> | <b>3.38</b> | <b>226</b> | <b>0</b> | <b>0</b> | <b>0</b> | <b>56</b> | <b>271.1</b> | <b>254</b> | <b>120</b> | <b>102</b> | <b>19</b> | <b>9</b> | <b>115</b> | <b>288</b> | <b>21</b> | <b>1</b> | <b>.248</b> |
| <b>National League Totals</b> |                  | <b>4-2</b>  | <b>3.40</b> | <b>98</b>  | <b>0</b> | <b>0</b> | <b>0</b> | <b>1</b>  | <b>121.2</b> | <b>118</b> | <b>54</b>  | <b>46</b>  | <b>10</b> | <b>4</b> | <b>56</b>  | <b>86</b>  | <b>10</b> | <b>0</b> | <b>.260</b> |
| <b>American League Totals</b> |                  | <b>4-1</b>  | <b>5.11</b> | <b>92</b>  | <b>0</b> | <b>0</b> | <b>0</b> | <b>1</b>  | <b>98.2</b>  | <b>100</b> | <b>61</b>  | <b>56</b>  | <b>9</b>  | <b>4</b> | <b>61</b>  | <b>82</b>  | <b>9</b>  | <b>0</b> | <b>.259</b> |
| <b>Major League Totals</b>    |                  | <b>8-3</b>  | <b>4.17</b> | <b>190</b> | <b>0</b> | <b>0</b> | <b>0</b> | <b>2</b>  | <b>220.1</b> | <b>218</b> | <b>115</b> | <b>102</b> | <b>19</b> | <b>8</b> | <b>117</b> | <b>168</b> | <b>19</b> | <b>0</b> | <b>.260</b> |

## ROENICKE'S CAREER FIELDING RECORD

| POSITION | PCT  | G   | PO | A  | E | TC | DP | PB |
|----------|------|-----|----|----|---|----|----|----|
| Pitching | .939 | 190 | 11 | 35 | 3 | 49 | 1  | —  |

## ROENICKE'S BATTING RECORD

| BATTING | AVG  | AB | R | H | 2B | 3B | HR | RBI | SH | SF | HB | BB | SO | SB | CS | OBP  |
|---------|------|----|---|---|----|----|----|-----|----|----|----|----|----|----|----|------|
| Career  | .077 | 13 | 1 | 1 | 0  | 0  | 0  | 0   | 0  | 0  | 1  | 0  | 6  | 0  | 0  | .143 |

**ROENICKE'S DAY-BY-DAY**

| Date                    | Opp. | Dec.         | IP          | H         | R         | ER        | HR       | BB        | SO        | IR/IRS           |
|-------------------------|------|--------------|-------------|-----------|-----------|-----------|----------|-----------|-----------|------------------|
| April 1                 | DET  | ND           | 1.1         | 0         | 0         | 0         | 0        | 0         | 1         | 3/1              |
| April 4                 | DET  | H(1)         | 0.1         | 1         | 0         | 0         | 0        | 2         | 1         | 0/0              |
| April 6                 | @BAL | W(1-0)       | 3.0         | 1         | 0         | 0         | 0        | 1         | 2         | 0/0              |
| April 10                | @KC  | ND           | 1.1         | 2         | 1         | 1         | 1        | 0         | 0         | 0/0              |
| April 13                | NYM  | ND           | 1.2         | 1         | 0         | 0         | 0        | 1         | 1         | 2/1              |
| April 21                | @CWS | H(2)         | 1.0         | 1         | 1         | 1         | 1        | 0         | 1         | 0/0              |
| April 25                | TEX  | ND           | 2.0         | 3         | 0         | 0         | 0        | 1         | 1         | 0/0              |
| April 29                | @DET | ND           | 1.1         | 0         | 0         | 0         | 0        | 0         | 0         | 1/0              |
| <b>APRIL TOTALS</b>     |      | <b>1-0-0</b> | <b>12.0</b> | <b>9</b>  | <b>2</b>  | <b>2</b>  | <b>2</b> | <b>5</b>  | <b>7</b>  | <b>1.50 ERA</b>  |
| May 3                   | @CLE | H(3)         | 1.0         | 0         | 0         | 0         | 0        | 0         | 2         | 0/0              |
| May 5                   | @CLE | H(4)         | 1.0         | 0         | 0         | 0         | 0        | 1         | 1         | 0/0              |
| May 7                   | @BOS | ND           | 2.0         | 1         | 1         | 1         | 1        | 2         | 1         | 0/0              |
| May 10                  | BAL  | BS(1)        | 0.1         | 4         | 3         | 3         | 0        | 0         | 0         | 0/0              |
| May 13                  | CHW  | H(5)         | 1.2         | 1         | 0         | 0         | 0        | 0         | 3         | 1/0              |
| May 15                  | CHW  | ND           | 1.2         | 2         | 2         | 2         | 1        | 1         | 1         | 2/2              |
| May 17                  | BOS  | L(1-1)       | 1.0         | 1         | 1         | 1         | 0        | 2         | 0         | 0/0              |
| May 19                  | BOS  | ND           | 2.2         | 0         | 0         | 0         | 0        | 0         | 2         | 3/0              |
| May 22                  | @ATL | ND           | 1.1         | 0         | 0         | 0         | 0        | 1         | 0         | 1/0              |
| May 25                  | @DET | H(6)         | 0.1         | 0         | 0         | 0         | 0        | 0         | 0         | 0/0              |
| May 27                  | @MIL | H(7)         | 0.2         | 1         | 0         | 0         | 0        | 0         | 0         | 0/0              |
| May 28                  | @MIL | ND           | 1.0         | 1         | 0         | 0         | 0        | 1         | 0         | 0/0              |
| May 30                  | MIL  | H(8)         | 1.0         | 0         | 0         | 0         | 0        | 2         | 1         | 2/1              |
| <b>MAY TOTALS</b>       |      | <b>0-1-0</b> | <b>15.2</b> | <b>11</b> | <b>7</b>  | <b>7</b>  | <b>2</b> | <b>10</b> | <b>11</b> | <b>4.02 ERA</b>  |
| June 2                  | SEA  | ND           | 1.0         | 1         | 0         | 0         | 0        | 0         | 0         | 0/0              |
| June 5                  | @KC  | ND           | 0.1         | 1         | 1         | 1         | 0        | 1         | 1         | 0/0              |
| June 8                  | @WSH | W(2-1)       | 1.0         | 1         | 0         | 0         | 0        | 0         | 0         | 0/0              |
| June 9(1)               | @WSH | ND           | 0.2         | 0         | 0         | 0         | 0        | 0         | 0         | 1/0              |
| June 13                 | PHI  | ND           | 0.1         | 1         | 0         | 0         | 0        | 0         | 1         | 0/0              |
| June 16                 | DET  | ND           | 0.2         | 1         | 0         | 0         | 0        | 0         | 1         | 2/1              |
| June 19                 | CWS  | H(9)         | 0.1         | 1         | 0         | 0         | 0        | 0         | 0         | 1/0              |
| June 21                 | @CLE | ND           | 0.1         | 1         | 1         | 1         | 0        | 0         | 0         | 2/1              |
| June 25                 | @MIA | ND           | 0.1         | 2         | 1         | 1         | 0        | 1         | 1         | 0/0              |
| June 28                 | KC   | ND           | 1.0         | 0         | 0         | 0         | 0        | 1         | 0         | 0/0              |
| June 30                 | KC   | ND           | 1.0         | 2         | 1         | 1         | 1        | 0         | 0         | 0/0              |
| <b>JUNE TOTALS</b>      |      | <b>1-0-0</b> | <b>7.0</b>  | <b>11</b> | <b>4</b>  | <b>4</b>  | <b>1</b> | <b>3</b>  | <b>4</b>  | <b>5.14 ERA</b>  |
| July 1                  | NYY  | ND           | 0.1         | 0         | 0         | 0         | 0        | 1         | 0         | 3/2              |
| July 4                  | NYY  | ND           | 1.0         | 0         | 0         | 0         | 0        | 0         | 1         | 0/0              |
| July 7                  | @TO  | ND           | 0.2         | 1         | 2         | 2         | 0        | 1         | 0         | 1/0              |
| July 9                  | @TB  | ND           | 1.0         | 0         | 0         | 0         | 0        | 0         | 1         | 0/0              |
| July 11                 | @TB  | ND           | 0.2         | 2         | 1         | 1         | 0        | 1         | 1         | 0/0              |
| <b>PRE-ASG TOTALS</b>   |      | <b>2-1-0</b> | <b>38.1</b> | <b>34</b> | <b>16</b> | <b>16</b> | <b>5</b> | <b>21</b> | <b>25</b> | <b>3.76 ERA</b>  |
| July 21                 | CLE  | ND           | 1.0         | 0         | 0         | 0         | 0        | 0         | 2         | 0/0              |
| July 23                 | @LAA | ND           | 1.0         | 1         | 0         | 0         | 0        | 0         | 1         | 0/0              |
| July 25                 | @SEA | ND           | 1.0         | 0         | 0         | 0         | 0        | 0         | 1         | 0/0              |
| July 27                 | @SEA | ND           | 0.2         | 2         | 0         | 0         | 0        | 0         | 1         | 0/0              |
| July 30                 | KC   | ND           | 1.0         | 0         | 0         | 0         | 0        | 1         | 1         | 2/1              |
| <b>JULY TOTALS</b>      |      | <b>0-0-0</b> | <b>8.1</b>  | <b>6</b>  | <b>3</b>  | <b>3</b>  | <b>0</b> | <b>4</b>  | <b>9</b>  | <b>3.24 ERA</b>  |
| August 1                | KC   | ND           | 1.0         | 0         | 0         | 0         | 0        | 1         | 1         | 0/0              |
| August 2                | HOU  | ND           | 1.0         | 0         | 0         | 0         | 0        | 0         | 0         | 0/0              |
| August 4                | HOU  | ND           | 1.1         | 1         | 0         | 0         | 0        | 0         | 1         | 0/0              |
| August 7                | @KC  | ND           | 0.2         | 0         | 0         | 0         | 0        | 1         | 0         | 1/0              |
| August 9(2)             | @CWS | ND           | 1.0         | 1         | 0         | 0         | 0        | 0         | 1         | 0/0              |
| August 14               | CLE  | H(10)        | 0.1         | 0         | 0         | 0         | 0        | 0         | 0         | 2/0              |
| August 15               | CWS  | ND           | 1.1         | 1         | 0         | 0         | 0        | 0         | 0         | 2/0              |
| August 17               | CWS  | ND           | 0.2         | 1         | 1         | 1         | 0        | 0         | 0         | 0/0              |
| August 20               | @DET | H(11)        | 0.1         | 1         | 0         | 0         | 0        | 0         | 0         | 2/1              |
| August 22               | @DET | BS(2)        | 0.1         | 1         | 1         | 1         | 1        | 1         | 1         | 2/2              |
| August 25               | @CLE | ND           | 1.1         | 1         | 0         | 0         | 0        | 1         | 2         | 0/0              |
| August 30               | @TEX | H(12)        | 0.1         | 0         | 0         | 0         | 0        | 0         | 0         | 1/0              |
| August 31               | @TEX | ND           | 0.0         | 0         | 0         | 0         | 0        | 1         | 0         | 2/0              |
| <b>AUGUST TOTALS</b>    |      | <b>0-0-0</b> | <b>9.2</b>  | <b>7</b>  | <b>2</b>  | <b>2</b>  | <b>1</b> | <b>5</b>  | <b>6</b>  | <b>1.86 ERA</b>  |
| Sept. 2                 | @HOU | W(3-1)       | 2.0         | 0         | 0         | 0         | 0        | 1         | 2         | 0/0              |
| Sept. 3                 | @HOU | S(1)         | 1.0         | 0         | 0         | 0         | 0        | 2         | 1         | 0/0              |
| Sept. 7                 | TOR  | ND           | 1.2         | 5         | 3         | 3         | 0        | 0         | 2         | 0/0              |
| Sept. 11                | OAK  | ND           | 0.1         | 4         | 4         | 4         | 0        | 0         | 1         | 2/2              |
| Sept. 14                | TB   | ND           | 1.2         | 3         | 2         | 1         | 0        | 2         | 2         | 0/0              |
| Sept. 17                | @CWS | ND           | 1.0         | 2         | 1         | 1         | 0        | 1         | 0         | 0/0              |
| Sept. 22                | @OAK | ND           | 1.1         | 3         | 2         | 2         | 0        | 2         | 0         | 0/0              |
| Sept. 26                | CLE  | ND           | 0.1         | 2         | 1         | 1         | 0        | 1         | 0         | 0/0              |
| <b>SEPTEMBER TOTALS</b> |      | <b>1-0-1</b> | <b>9.1</b>  | <b>19</b> | <b>13</b> | <b>12</b> | <b>0</b> | <b>9</b>  | <b>8</b>  | <b>11.57 ERA</b> |
| <b>POST-ASG TOTALS</b>  |      | <b>1-0-1</b> | <b>23.2</b> | <b>29</b> | <b>15</b> | <b>14</b> | <b>1</b> | <b>15</b> | <b>20</b> | <b>5.32 ERA</b>  |
| <b>SEASON TOTALS</b>    |      | <b>3-1-1</b> | <b>62.0</b> | <b>63</b> | <b>31</b> | <b>30</b> | <b>6</b> | <b>36</b> | <b>45</b> | <b>4.35 ERA</b>  |

2013 PLAYERS



# ANTHONY SWARZAK 51

RIGHT-HANDED PITCHER

HEIGHT/WEIGHT: 6-4/209

BATS/THROWS: R/R

BORN: 9/10/85 in Ft. Lauderdale, FL

AGE: 28

RESIDES: Ft. Lauderdale, FL

ACQUIRED: 2nd round, 2004 First-Year Player Draft

M.L. SERVICE: 3 years, 38 days

CONTRACT STATUS: Signed thru 2013

**PERSONAL:** Anthony Ray Swarzak (pronounced SWAR-zack)...2004 graduate of Nova (FL) High School.

## 2013:

- Made Twins Opening Day roster for second consecutive season.
- Earned the win in his first appearance April 7 at Baltimore, pitching 1.1 scoreless innings.
- Posted a 1.93 ERA (14.0 IP, 3 ER) in six April games.
- Posted a 1.56 ERA (17.1 IP, 3 ER) in eight August games.
- Set single-season career-high with 45th appearance September 19 at Oakland.
- Made 10 appearances of 3.0-plus innings pitched and four appearances of 4.0-plus innings pitched.
- Pitched 96.0 relief innings, tying him with Juan Berenguer (1988) for eighth most for a reliever in club history and most since Greg Swindell pitched 112.0 in 1997.
- Led all MLB relievers in inning pitched, the first Twin to lead baseball in relief innings since Greg Swindell (112.0 in 1997).

**2012:** Made Twins Opening Day roster for first time in career...started Twins third game of season April 8 at Baltimore, allowing just one run on four hits in 5.0 innings and was dealt the loss...started three games April 8-19 as Twins lost original starters Scott Baker (elbow) and Jason Marquis (personal)...moved to bullpen upon Marquis' return...posted 3.06 ERA (17.2 IP, 6 ER) in nine appearances April 22-May 20...earned first win of season, tossing 1.0 scoreless inning June 17 vs. Milwaukee...placed on 15-day disabled list with mild right rotator cuff strain July 26; reinstated August 15...went 3-1, 4.05 (73.1 IP, 33 ER) in 39 relief appearances and went 0-5, 8.10 (23.1 IP, 21 ER) in five starts.

**2011:** Started season with Triple-A Rochester...was Red Wings Opening Day starter for the second year in-a-row April 7 at Pawtucket, but did not factor into the decision, tossing 4.2 scoreless innings with three hits allowed and seven strikeouts...tossed a 7.0-inning complete game with one run allowed on four hits, earning first victory of season April 19 at Buffalo...recalled by Twins April 28 and started second game of doubleheader that same day against Tampa Bay, allowing five runs on eight hits in 5.1 innings with one walk and one strikeout in suffering the loss; optioned back to Rochester following the game...went 1-1, 2.25 (12.0 IP, 3 ER) in two starts during second stint with Wings...recalled by Twins May 16...made second start of season for Twins, tossing 8.0-shutout innings with one hit allowed May 28 vs. Los Angeles-AL...carried a no-hitter into seventh inning that was broken up by a Peter Bourjos' double, but did not factor into the decision...earned first win of season June 2 at Kansas City, allowing two runs on seven hits in 6.0 innings with two walks and one strikeout...joined Twins starting rotation in late August and went 1-3, 5.85 (32.1 IP, 21 ER) in six starts to finish the season...went 3-5, 4.52 (63.2 IP, 32 ER) in 11 starts and 1-2, 3.99 (38.1 IP, 17 ER) in 16 relief appearances.

**2010:** Spent entire season at Triple-A Rochester and was Red Wings Opening Day starter, allowing five runs on four hits in 3.0 innings April 8 at Pawtucket...placed on disabled list April 14-May 23 with broken bone in right foot after being struck by batted ball...had season-high nine strikeouts in 7.0 innings July 20 vs. Buffalo...finished second on team in starts (22) and third in innings pitched (111.2)...pitched in Venezuelan Winter League with Tigres de Aragua, going 2-3, 4.83 (31.2 IP, 17 ER) in eight games (6 starts).

**2009:** Began season at Triple-A Rochester...won three straight starts, posting 1.80 ERA (20.0 IP, 4 ER) May 1-11...contract selected by Twins May 20...made major league debut and first career start, tossing 7.0 shutout innings May 23 vs. Milwaukee...became first Twins pitcher in history to start a game and pitch 7.0 scoreless innings in major league debut, with the last to do it in franchise history being Mike Fomiele September 2, 1952 for Washington Senators...had 11.0-inning scoreless streak to start career, tied for second in Twins history with Doug Corbett (April 10-25, 1980)...pitched another 7.0 shutout innings and had season-high six strikeouts, earning second win June 13 at Chicago-NL...optioned to Rochester June 13...went 1-0, 2.53 (21.1 IP, 6 ER) in three starts with Red Wings before being recalled by Twins July 4...selected to play in Triple-A All-Star game, but missed it due to promotion...optioned back to Rochester August 21 and made three more starts for Red Wings.

**2008:** Began season at Double-A New Britain...earned Twins Pitcher of the Month honors for April after going 2-0, 2.08 (26.0 IP, 6 ER) with 29 strikeouts...tied season-high with 10 strikeouts May 29 vs. Connecticut...promoted to Triple-A Rochester July 28...made seven starts for Red Wings...did not allow more than two earned runs in any of starts and pitched 5.0-plus innings in each outing...tossed season-high 8.0 innings, allowing one run on seven hits, striking out six and walking two August 25 at Syracuse...pitched 7.0-plus innings four times at Rochester with his last coming on August 31 vs. Buffalo, allowing three runs (1 earned) on seven hits and no walks...ranked sixth best prospect in the Twins organization by *Baseball America* entering 2009.

**2007:** Began season at Double-A New Britain...made two starts before being issued a 50-game suspension for violation of minor league drug policy April 20; reinstated June 11 and transferred to Ft. Myers June 12...promoted to New Britain June 27...went 3-1, 1.91 (37.2 IP, 8 ER) with 34 strikeouts in six starts June 28-July 25, including a scoreless 7.0-inning performance with 11 strikeouts July 25 at Connecticut...pitched season-high 8.1 innings August 21 at New Hampshire...held lefties to a .195 (22-for-113) batting average with one home run...pitched in Arizona Fall League with Phoenix Desert Dogs, going 1-1, 2.05 (22.0 IP, 5 ER) in seven starts...named fifth best prospect in the Twins organization by *Baseball America* heading into the 2008 season.

**2006:** Spent entire season at Single-A Ft. Myers...went 3-1, 0.32 (28.0 IP, 1 ER) in four starts July 3-24...recorded first professional complete game performance July 24 vs. Palm Beach...had five-game win-streak July 14-August 23, going 5-0, 1.55 (46.1 IP, 8 ER) in six starts, including an 11-strikeout shutout August 11 vs. Sarasota, earning him Florida State League Pitcher of the Week August 7-13...finished first in FSL in strikeouts (131) and third in ERA (3.27)...ranked fifth best prospect in the Twins organization by *Baseball America* entering the 2007 season.

**2005:** Began season at Single-A Beloit...made first start on April 7 vs. Quad Cities and earned the win, tossing 6.0 shutout-innings, allowing no hits, walking one and striking out eight...named Twins Pitcher of the Month for May after winning five consecutive decisions May 3-30, and posting ERA of 0.24 (37.0 IP, 1 ER) during those six starts...went five consecutive starts without allowing an earned run May 3-25...had season-high 13 strikeouts May 25 vs. Cedar Rapids...went eight starts April 23-May 30 without allowing a home run (45.0 IP)...earned Midwest League Pitcher of the Week honors May 23-30...was Twins minor league Player of the Week May 27-June 2...played in Midwest League All-Star game...promoted to Ft. Myers July 12...allowed two runs on five hits in 7.0 innings while striking out seven in first start with Miracle July 16 at Brevard County...had three-game win-streak August 18-29, going 3-0, 1.93 (18.2 IP, 4 ER) during that stretch...made last start September 3 vs. Sarasota, striking out 11 in 7.0 innings, allowing two runs on four hits...finished second in Twins minor leagues in strikeouts (156) and third in wins (12)...ranked eighth best prospect in the Midwest League by *Baseball America*...rated fifth best prospect in the Twins organization by *Baseball America* entering the 2006 season.

**2004:** Began professional career with GCL Twins...earned first professional win on July 8 at GCL Red Sox, allowing one run on five hits in 5.0 innings...had second straight win July 14 at GCL Red Sox, tossing a season-high 7.0 shutout innings...was 4-1, 1.59 (28.1 IP, 5 ER) in six July starts...went 4-3, 2.85 (41.0 IP, 13 ER) in nine starts and 1-0, 1.29 (7.0 IP, 1 ER) in two relief appearances...led club in wins (5) and games started (9), and was third in strikeouts (42)...ranked 15th best prospect in the Gulf Coast League by *Baseball America*...named seventh best prospect in the Twins organization by *Baseball America* entering the 2005 season.

**PROFESSIONAL:** Signed by scout Brad Weitzel.

## 2013

## SWARZAK'S GAME HIGHS

## CAREER

IP: 4.1, 9/2 at HOU

Walks: 3, 5/18 vs. BOS

IP: 8.0, 2x, last 9/5/11 vs. CWS Walks: 4, 5/28/09 vs. BOS

SO: 5, 3x, last 9/2 at HOU

CG: --

SO: 6, 3x, last 9/27/11 vs. KC

CG: --

Win-Streak: 2, 9/10-29

Low-Hit: --

Win-Streak: 3, 6/17-9/1/12

Low-Hit: --

## SWARZAK'S PITCHING RECORD

| YEAR | CLUB                | W-L   | ERA  | G   | GS  | CG | SH | SV | IP    | H   | R   | ER  | HR | HB | BB  | SO  | WP | BK | BAA  |
|------|---------------------|-------|------|-----|-----|----|----|----|-------|-----|-----|-----|----|----|-----|-----|----|----|------|
| 2004 | GCL Twins           | 5-3   | 2.63 | 11  | 9   | 0  | 0  | 1  | 48.0  | 46  | 20  | 14  | 1  | 1  | 6   | 42  | 2  | 1  | .251 |
| 2005 | Beloit              | 9-5   | 4.04 | 18  | 18  | 0  | 0  | 0  | 91.1  | 81  | 48  | 41  | 7  | 7  | 32  | 101 | 3  | 1  | .238 |
|      | Ft. Myers           | 3-4   | 3.66 | 10  | 10  | 0  | 0  | 0  | 59.0  | 72  | 25  | 24  | 3  | 1  | 11  | 55  | 1  | 1  | .300 |
| 2006 | Ft. Myers           | 11-7  | 3.27 | 27  | 27  | 2  | 1  | 0  | 145.2 | 131 | 56  | 53  | 8  | 1  | 60  | 131 | 4  | 3  | .242 |
|      | Ft. Myers           | 0-0   | 2.30 | 3   | 3   | 0  | 0  | 0  | 15.2  | 14  | 6   | 4   | 0  | 1  | 5   | 18  | 0  | 0  | .241 |
|      | New Britain         | 5-4   | 3.23 | 15  | 14  | 1  | 0  | 0  | 86.1  | 78  | 34  | 31  | 6  | 5  | 23  | 76  | 2  | 0  | .241 |
| 2008 | New Britain         | 3-8   | 5.67 | 20  | 20  | 0  | 0  | 0  | 101.2 | 126 | 71  | 64  | 12 | 3  | 37  | 76  | 1  | 0  | .304 |
|      | Rochester           | 5-0   | 1.80 | 7   | 7   | 0  | 0  | 0  | 45.0  | 41  | 14  | 9   | 4  | 4  | 14  | 26  | 1  | 0  | .243 |
| 2009 | Rochester           | 4-5   | 3.28 | 13  | 13  | 0  | 0  | 0  | 79.2  | 79  | 31  | 29  | 4  | 3  | 21  | 45  | 2  | 0  | .261 |
|      | MINNESOTA           | 3-7   | 6.25 | 12  | 12  | 0  | 0  | 0  | 59.0  | 76  | 43  | 41  | 12 | 2  | 20  | 34  | 0  | 0  | .311 |
| 2010 | Rochester           | 5-12  | 6.21 | 22  | 22  | 0  | 0  | 0  | 111.2 | 143 | 87  | 77  | 14 | 5  | 38  | 69  | 2  | 0  | .312 |
| 2011 | Rochester           | 2-1   | 3.90 | 6   | 6   | 1  | 0  | 0  | 32.1  | 35  | 14  | 14  | 3  | 0  | 7   | 25  | 0  | 0  | .267 |
|      | MINNESOTA           | 4-7   | 4.32 | 27  | 11  | 0  | 0  | 0  | 102.0 | 111 | 53  | 49  | 9  | 6  | 26  | 55  | 3  | 1  | .275 |
| 2012 | MINNESOTA           | 3-6   | 5.03 | 44  | 5   | 0  | 0  | 0  | 96.2  | 106 | 57  | 54  | 15 | 0  | 31  | 62  | 3  | 0  | .284 |
| 2013 | MINNESOTA           | 3-2   | 2.91 | 48  | 0   | 0  | 0  | 0  | 96.0  | 89  | 33  | 31  | 7  | 1  | 22  | 69  | 1  | 0  | .249 |
|      | Minor League Totals | 52-49 | 3.97 | 152 | 149 | 4  | 1  | 1  | 816.1 | 846 | 406 | 360 | 62 | 31 | 254 | 664 | 18 | 6  | .268 |
|      | Major League Totals | 13-22 | 4.45 | 131 | 28  | 0  | 0  | 0  | 353.2 | 382 | 186 | 175 | 43 | 9  | 99  | 220 | 7  | 1  | .277 |

## SWARZAK'S CAREER FIELDING RECORD


| POSITION | PCT  | G   | PO | A  | E | TC | DP | PB |
|----------|------|-----|----|----|---|----|----|----|
| Pitcher  | .979 | 131 | 17 | 30 | 1 | 48 | 3  | —  |

## SWARZAK'S BATTING RECORD

| BATTING | AVG  | AB | R | H | 2B | 3B | HR | RBI | SH | SF | HB | BB | SO | SB | CS | OBP  |
|---------|------|----|---|---|----|----|----|-----|----|----|----|----|----|----|----|------|
| Career  | .000 | 5  | 0 | 0 | 0  | 0  | 0  | 0   | 0  | 0  | 0  | 0  | 4  | 0  | 0  | .000 |

## SWARZAK'S DAY-BY-DAY

| Date                    | Opp. | Dec.         | IP          | H         | R         | ER        | HR       | BB        | SO        | IR/IRS          |
|-------------------------|------|--------------|-------------|-----------|-----------|-----------|----------|-----------|-----------|-----------------|
| April 7                 | @BAL | W(1-0)       | 1.1         | 2         | 0         | 0         | 0        | 1         | 1         | 0/0             |
| April 9                 | @KC  | ND           | 4.0         | 3         | 1         | 1         | 0        | 0         | 2         | 0/0             |
| April 16                | LAA  | H(1)         | 3.1         | 2         | 2         | 0         | 0        | 0         | 4         | 0/0             |
| April 23(2)             | MIA  | ND           | 1.2         | 3         | 2         | 2         | 0        | 1         | 0         | 1/0             |
| April 27                | TEX  | H(2)         | 1.1         | 1         | 0         | 0         | 0        | 0         | 2         | 0/0             |
| April 30                | @DET | ND           | 2.1         | 1         | 0         | 0         | 0        | 0         | 1         | 1/0             |
| <b>APRIL TOTALS</b>     |      | <b>1-0-0</b> | <b>14.0</b> | <b>12</b> | <b>5</b>  | <b>3</b>  | <b>0</b> | <b>2</b>  | <b>10</b> | <b>1.93 ERA</b> |
| May 4                   | @CLE | ND           | 2.0         | 4         | 2         | 2         | 0        | 0         | 1         | 0/0             |
| May 6                   | @BOS | ND           | 3.0         | 2         | 0         | 0         | 0        | 1         | 4         | 0/0             |
| May 10                  | BAL  | L(1-1)       | 1.0         | 4         | 3         | 3         | 0        | 0         | 0         | 0/0             |
| May 12                  | BAL  | ND           | 2.1         | 2         | 0         | 0         | 0        | 0         | 2         | 1/0             |
| May 15                  | CWS  | ND           | 2.0         | 1         | 0         | 0         | 0        | 1         | 1         | 2/1             |
| May 18                  | BOS  | ND           | 1.2         | 3         | 4         | 4         | 1        | 3         | 0         | 1/1             |
| May 21                  | @ATL | ND           | 4.0         | 3         | 1         | 1         | 1        | 0         | 3         | 0/0             |
| May 26                  | @DET | ND           | 2.0         | 0         | 0         | 0         | 0        | 1         | 2         | 0/0             |
| May 28                  | @MIL | ND           | 2.0         | 0         | 0         | 0         | 0        | 0         | 0         | 0/0             |
| May 31                  | SEA  | ND           | 2.2         | 2         | 0         | 0         | 0        | 0         | 1         | 2/1             |
| <b>MAY TOTALS</b>       |      | <b>0-1-0</b> | <b>22.2</b> | <b>21</b> | <b>10</b> | <b>10</b> | <b>2</b> | <b>6</b>  | <b>14</b> | <b>3.97 ERA</b> |
| June 5                  | @KC  | ND           | 1.0         | 0         | 0         | 0         | 0        | 0         | 1         | 0/0             |
| June 9(2)               | @WSH | L(1-2)       | 2.1         | 4         | 2         | 2         | 0        | 1         | 2         | 0/0             |
| June 13                 | PHI  | ND           | 2.0         | 4         | 0         | 0         | 0        | 0         | 1         | 0/0             |
| June 16                 | DET  | ND           | 1.2         | 0         | 0         | 0         | 0        | 0         | 2         | 2/0             |
| June 20                 | CWS  | H(3)         | 1.2         | 1         | 0         | 0         | 0        | 0         | 1         | 0/0             |
| June 22                 | @CLE | ND           | 3.1         | 5         | 0         | 0         | 0        | 1         | 2         | 3/2             |
| June 28                 | KC   | ND           | 4.0         | 5         | 3         | 3         | 2        | 0         | 3         | 0/0             |
| <b>JUNE TOTALS</b>      |      | <b>0-1-0</b> | <b>16.0</b> | <b>19</b> | <b>5</b>  | <b>5</b>  | <b>2</b> | <b>2</b>  | <b>12</b> | <b>2.81 ERA</b> |
| July 2                  | NYJ  | ND           | 1.0         | 4         | 4         | 4         | 1        | 0         | 1         | 0/0             |
| July 7                  | @TOR | ND           | 1.0         | 2         | 1         | 1         | 0        | 2         | 0         | 1/0             |
| July 10                 | @TB  | ND           | 2.2         | 3         | 0         | 0         | 0        | 0         | 4         | 0/0             |
| July 14                 | @NYY | ND           | 1.0         | 1         | 0         | 0         | 0        | 0         | 0         | 1/0             |
| <b>PRE-ASG TOTALS</b>   |      | <b>1-2-0</b> | <b>58.1</b> | <b>62</b> | <b>25</b> | <b>23</b> | <b>5</b> | <b>12</b> | <b>41</b> | <b>3.55 ERA</b> |
| July 21                 | CLE  | ND           | 1.1         | 0         | 0         | 0         | 0        | 0         | 0         | 1/0             |
| July 24                 | @LAA | ND           | 2.0         | 2         | 0         | 0         | 0        | 0         | 0         | 0/0             |
| July 27                 | @SEA | ND           | 1.0         | 1         | 0         | 0         | 0        | 0         | 1         | 0/0             |
| July 28                 | @SEA | ND           | 2.0         | 1         | 1         | 1         | 1        | 0         | 2         | 0/0             |
| <b>JULY TOTALS</b>      |      | <b>0-0-0</b> | <b>12.0</b> | <b>14</b> | <b>6</b>  | <b>6</b>  | <b>2</b> | <b>2</b>  | <b>8</b>  | <b>4.50 ERA</b> |
| August 1                | KC   | ND           | 3.0         | 2         | 0         | 0         | 0        | 0         | 1         | 2/2             |
| August 3                | HOU  | ND           | 3.0         | 0         | 0         | 0         | 0        | 1         | 5         | 0/0             |
| August 10               | @CWS | BS(2)        | 1.1         | 3         | 0         | 0         | 0        | 1         | 1         | 2/2             |
| August 13               | CLE  | ND           | 2.0         | 0         | 0         | 0         | 0        | 1         | 0         | 0/0             |
| August 16               | CWS  | ND           | 1.1         | 1         | 0         | 0         | 0        | 0         | 2         | 2/1             |
| August 19               | NYM  | ND           | 3.0         | 3         | 1         | 1         | 0        | 1         | 5         | 2/0             |
| August 24               | @CLE | ND           | 2.2         | 1         | 0         | 0         | 0        | 2         | 1         | 1/1             |
| August 28               | KC   | ND           | 1.0         | 3         | 2         | 2         | 0        | 1         | 0         | 0/0             |
| <b>AUGUST TOTALS</b>    |      | <b>0-0-0</b> | <b>17.1</b> | <b>13</b> | <b>3</b>  | <b>3</b>  | <b>0</b> | <b>7</b>  | <b>15</b> | <b>1.56 ERA</b> |
| Sept. 2                 | @HOU | ND           | 4.1         | 3         | 1         | 1         | 0        | 2         | 5         | 2/0             |
| Sept. 6                 | TOR  | ND           | 2.0         | 1         | 0         | 0         | 0        | 0         | 0         | 0/0             |
| Sept. 10                | OAK  | W(2-2)       | 1.0         | 0         | 0         | 0         | 0        | 0         | 1         | 0/0             |
| Sept. 12                | OAK  | ND           | 1.1         | 2         | 1         | 1         | 0        | 0         | 1         | 1/0             |
| Sept. 15                | TB   | ND           | 2.0         | 0         | 0         | 0         | 0        | 0         | 2         | 0/0             |
| Sept. 19                | @OAK | ND           | 0.0         | 2         | 2         | 2         | 1        | 0         | 0         | 1/1             |
| Sept. 23                | DET  | W(3-2)       | 1.0         | 0         | 0         | 0         | 0        | 0         | 0         | 0/0             |
| Sept. 25                | DET  | ND           | 0.2         | 1         | 0         | 0         | 0        | 0         | 0         | 0/0             |
| Sept. 28                | CLE  | ND           | 1.2         | 1         | 0         | 0         | 0        | 1         | 1         | 0/0             |
| <b>SEPTEMBER TOTALS</b> |      | <b>2-0-0</b> | <b>14.0</b> | <b>10</b> | <b>4</b>  | <b>4</b>  | <b>1</b> | <b>3</b>  | <b>10</b> | <b>2.57 ERA</b> |
| <b>POST-ASG TOTALS</b>  |      | <b>2-0-0</b> | <b>37.2</b> | <b>27</b> | <b>8</b>  | <b>8</b>  | <b>2</b> | <b>10</b> | <b>28</b> | <b>1.91 ERA</b> |
| <b>SEASON TOTALS</b>    |      | <b>3-2-0</b> | <b>96.0</b> | <b>89</b> | <b>33</b> | <b>31</b> | <b>7</b> | <b>22</b> | <b>69</b> | <b>2.91 ERA</b> |



# CALEB THIELBAR

# 56

LEFT-HANDED PITCHER

HEIGHT/WEIGHT: 6-0/197  
 BORN: 1/31/87 in Northfield, MN  
 RESIDES: Randolph, MN

BATS/THROWS: R/L  
 AGE: 26

ACQUIRED: Signed as minor league free agent, 8/18/11  
 M.L. SERVICE: 133 days  
 CONTRACT STATUS: Signed thru 2013

2013 PLAYERS

**PERSONAL:** Caleb J. Thielbar (pronounced THEEL-bar)...2009 graduate of South Dakota State University with a degree in Wildlife and Fisheries management...ended career as the Jackrabbits all-time leader in starts (44) and innings pitched (274.0), and ranked second in strikeouts (196)...2005 graduate of Randolph (MN) High School.

**2013:**

- Began the season at Triple-A Rochester after being optioned March 14.
- Struck out 34 batters in 26.1 innings pitched for the Red Wings.
- Posted eight straight scoreless appearances April 17-May 18 and was recalled by Minnesota May 20.
- Started MLB career with 19.2 consecutive scoreless innings pitched May 20-July 6, setting a Twins record and placed him tied for sixth with Joe Smith (April 1-May 5, 2007) for the longest streak in baseball history to begin a career...he allowed just five hits during the streak and struck out 17.
- He retired 31 consecutive batters faced without allowing a hit, according to Elias it tied Joe Nathan (2006) for the fifth longest in club history; had streak snapped by a Ben Zobrist home run July 8 at Tampa Bay...the streak was the second longest in club history for a rookie, falling short of Jerry Arrigo's 33 straight in 1964.
- Earned first major league win June 1 vs. Seattle, tossing 1.0 scoreless inning of relief.
- Allowed just two earned runs in first 28 appearances (28.2 IP), posting a 0.63 ERA in that span (until August 5).
- 41 of his 49 appearances were scoreless, including 32 of his first 36 May 20-August 25.
- Posted a .154 opponent batting average, the lowest in Twins history and second lowest in Twins/Senators franchise history (since 1901), behind Johnny Niggeling's 1943 average of .153.
- Posted a 1.76 ERA (46.0 IP, 9 ER), the sixth lowest in Twins history...his 49 games, tied for eighth most for a rookie in Twins history.
- Ranked sixth in the AL in ERA (minimum 40.0 IP), second among rookies...tied for fifth among AL rookies in appearances.

**2012:** Began season with Single-A Ft. Myers, going 1-1, 0.00 (12.1 IP) with four hits allowed, two walks and 16 strikeouts in seven games...transferred to Double-A New Britain April 30...13 of 16 appearances for the Rock Cats were scoreless; converted all four save opportunities...transferred to Triple-A Rochester June 20...recorded first career Triple-A win with 2.0 scoreless innings July 1 vs. Scranton-Wilkes-Barre...recorded first career Triple-A save with 0.1 scoreless inning July 5 vs. Pawtucket...struck out 20 batters in final 10 appearances (19.1 IP) July 28-September 1...pitched for Peoria Javelinas in the Arizona Fall League, going 1-0, 11.08 (13.0 IP, 16 ER) in 11 games...added to Twins 40-man roster in November.

**2011:** Started season with the St. Paul Saints in the Independent League...signed by Minnesota as a minor league free agent August 18 and reported to Single-A Ft. Myers...appeared in three games (1 start) tossing 7.1 scoreless innings.

**2010:** Started the season with Single-A Wisconsin...transferred to Rookie Helena August 3...released by Milwaukee's organization December 13.

**2009:** Began professional career with AZL Brewers, going 6-1, 1.59 (45.1 IP, 8 ER) in 14 appearances (2 starts)...transferred to Single-A Helena August 31 and made two scoreless relief appearances.

**PROFESSIONAL:** Milwaukee's 18th round pick in the 2009 First-Year Player Draft...signed by scout Harvey Kuenn Jr.

**THIELBAR'S PITCHING RECORD**

| YEAR                             | CLUB        | W-L         | ERA         | G          | GS       | CG       | SH       | SV        | IP           | H          | R          | ER        | HR        | HB       | BB        | SO         | WP        | BK       | BAA         |
|----------------------------------|-------------|-------------|-------------|------------|----------|----------|----------|-----------|--------------|------------|------------|-----------|-----------|----------|-----------|------------|-----------|----------|-------------|
| 2009                             | AZL Brewers | 6-1         | 1.59        | 14         | 2        | 0        | 0        | 0         | 45.1         | 44         | 16         | 8         | 1         | 0        | 7         | 46         | 3         | 0        | .246        |
|                                  | Helena      | 0-0         | 0.00        | 2          | 0        | 0        | 0        | 0         | 1.2          | 0          | 0          | 0         | 0         | 0        | 1         | 2          | 0         | 0        | .000        |
| 2010                             | Wisconsin   | 0-2         | 5.60        | 30         | 0        | 0        | 0        | 0         | 3            | 53.0       | 65         | 41        | 33        | 6        | 0         | 14         | 43        | 0        | .294        |
|                                  | Helena      | 0-0         | 3.68        | 9          | 0        | 0        | 0        | 0         | 14.2         | 16         | 7          | 6         | 2         | 0        | 0         | 9          | 1         | 0        | .286        |
| 2011                             | Ft. Myers   | 1-0         | 0.00        | 3          | 1        | 0        | 0        | 0         | 7.1          | 1          | 0          | 0         | 0         | 0        | 5         | 5          | 1         | 0        | .042        |
| 2012                             | Ft. Myers   | 1-1         | 0.00        | 7          | 0        | 0        | 0        | 1         | 12.1         | 4          | 1          | 0         | 0         | 2        | 2         | 16         | 0         | 0        | .100        |
|                                  | New Britain | 2-0         | 1.80        | 16         | 0        | 0        | 0        | 4         | 25.0         | 18         | 5          | 5         | 1         | 0        | 3         | 26         | 0         | 0        | .198        |
| 2013                             | Rochester   | 3-1         | 3.57        | 25         | 1        | 0        | 0        | 1         | 40.1         | 42         | 19         | 16        | 5         | 1        | 16        | 32         | 3         | 0        | .266        |
|                                  | Rochester   | 1-1         | 3.76        | 17         | 0        | 0        | 0        | 1         | 26.1         | 27         | 13         | 11        | 1         | 1        | 8         | 34         | 2         | 0        | .260        |
|                                  | MINNESOTA   | 3-2         | 1.76        | 49         | 0        | 0        | 0        | 0         | 46.0         | 24         | 11         | 9         | 4         | 0        | 14        | 39         | 1         | 0        | .154        |
| <b>Independent League Totals</b> |             | <b>3-3</b>  | <b>2.54</b> | <b>43</b>  | <b>0</b> | <b>0</b> | <b>0</b> | <b>0</b>  | <b>49.2</b>  | <b>41</b>  | <b>17</b>  | <b>14</b> | <b>2</b>  | <b>1</b> | <b>15</b> | <b>62</b>  | <b>3</b>  | <b>1</b> | <b>N/A</b>  |
| <b>Minor League Totals</b>       |             | <b>17-9</b> | <b>3.04</b> | <b>166</b> | <b>4</b> | <b>0</b> | <b>0</b> | <b>10</b> | <b>275.2</b> | <b>258</b> | <b>119</b> | <b>93</b> | <b>18</b> | <b>5</b> | <b>71</b> | <b>275</b> | <b>13</b> | <b>1</b> | <b>.247</b> |
| <b>Major League Totals</b>       |             | <b>3-2</b>  | <b>1.76</b> | <b>49</b>  | <b>0</b> | <b>0</b> | <b>0</b> | <b>0</b>  | <b>46.0</b>  | <b>24</b>  | <b>11</b>  | <b>9</b>  | <b>4</b>  | <b>0</b> | <b>14</b> | <b>39</b>  | <b>1</b>  | <b>0</b> | <b>.154</b> |

2013

## THIELBAR'S GAME HIGHS

CAREER

IP: 2.0, 6x, last 9/3 at HOU

Walks: 2, 2x, last 8/4 vs. HOU

IP: 2.0, 6x, last 9/3/13 at HOU

Walks: 2, 2x, last 8/4/13 vs. HOU

SO: 3, 2x, last 7/3 vs. NYY

CG: --

SO: 3, 2x, last 7/3/13 vs. NYY

CG: --

Win-Streak: 1, 3x, last 9/3

Low-Hit: --

Win-Streak: 1, 3x, last 9/3/13

Low-Hit: --

## THIELBAR'S CAREER FIELDING RECORD

| POSITION | PCT   | G  | PO | A | E | TC | DP | PB |
|----------|-------|----|----|---|---|----|----|----|
| Pitcher  | 1.000 | 49 | 3  | 3 | 0 | 6  | 0  | —  |

## THIELBAR'S DAY-BY-DAY

| Date                    | Opp. | Dec.       | IP          | H         | R         | ER       | HR       | BB        | SO        | IR/IRS          |
|-------------------------|------|------------|-------------|-----------|-----------|----------|----------|-----------|-----------|-----------------|
| May 20                  | @ATL | ND         | 2.0         | 1         | 0         | 0        | 0        | 0         | 3         | 0/0             |
| May 22                  | @ATL | ND         | 2.0         | 0         | 0         | 0        | 0        | 2         | 1         | 0/0             |
| May 24                  | @DET | ND         | 1.0         | 0         | 0         | 0        | 0        | 0         | 2         | 0/0             |
| May 26                  | @DET | ND         | 0.1         | 1         | 0         | 0        | 0        | 0         | 0         | 3/3             |
| May 31                  | SEA  | ND         | 1.0         | 0         | 0         | 0        | 0        | 0         | 2         | 0/0             |
| <b>MAY TOTALS</b>       |      | <b>0-0</b> | <b>6.1</b>  | <b>2</b>  | <b>0</b>  | <b>0</b> | <b>0</b> | <b>2</b>  | <b>8</b>  | <b>0.00 ERA</b> |
| June 1                  | SEA  | W(1-0)     | 1.0         | 1         | 0         | 0        | 0        | 0         | 1         | 0/0             |
| June 5                  | @KC  | ND         | 0.2         | 0         | 0         | 0        | 0        | 1         | 0         | 0/0             |
| June 9(1)               | @WSH | ND         | 2.0         | 2         | 0         | 0        | 0        | 1         | 0         | 0/0             |
| June 13                 | PHI  | ND         | 0.2         | 0         | 0         | 0        | 0        | 0         | 1         | 1/0             |
| June 14                 | DET  | ND         | 1.0         | 0         | 0         | 0        | 0        | 1         | 1         | 0/0             |
| June 21                 | @CLE | ND         | 1.0         | 0         | 0         | 0        | 0        | 1         | 1         | 0/0             |
| June 22                 | @CLE | ND         | 1.0         | 0         | 0         | 0        | 0        | 0         | 0         | 0/0             |
| June 25                 | @MIA | ND         | 1.0         | 0         | 0         | 0        | 0        | 1         | 1         | 1/0             |
| June 28                 | KC   | ND         | 1.0         | 0         | 0         | 0        | 0        | 0         | 0         | 0/0             |
| <b>JUNE TOTALS</b>      |      | <b>1-0</b> | <b>9.1</b>  | <b>3</b>  | <b>0</b>  | <b>0</b> | <b>0</b> | <b>5</b>  | <b>5</b>  | <b>0.00 ERA</b> |
| July 2                  | NYY  | ND         | 1.0         | 0         | 0         | 0        | 0        | 0         | 1         | 0/0             |
| July 3                  | NYY  | ND         | 2.0         | 0         | 0         | 0        | 0        | 0         | 3         | 2/1             |
| July 6                  | @TOR | ND         | 1.0         | 0         | 0         | 0        | 0        | 0         | 0         | 0/0             |
| July 8                  | @TB  | ND         | 0.1         | 1         | 1         | 1        | 1        | 0         | 1         | 1/1             |
| July 10                 | @TB  | ND         | 1.0         | 0         | 0         | 0        | 0        | 1         | 2         | 1/0             |
| July 14                 | @NYY | ND         | 0.2         | 1         | 1         | 1        | 1        | 1         | 1         | 0/0             |
| <b>PRE-ASG TOTALS</b>   |      | <b>1-0</b> | <b>21.2</b> | <b>7</b>  | <b>2</b>  | <b>2</b> | <b>2</b> | <b>9</b>  | <b>21</b> | <b>0.83 ERA</b> |
| July 21                 | CLE  | ND         | 1.0         | 0         | 0         | 0        | 0        | 0         | 0         | 0/0             |
| July 25                 | @SEA | ND         | 1.0         | 0         | 0         | 0        | 0        | 0         | 1         | 0/0             |
| July 26                 | @SEA | ND         | 1.0         | 1         | 0         | 0        | 0        | 0         | 2         | 0/0             |
| July 28                 | @SEA | ND         | 1.0         | 0         | 0         | 0        | 0        | 0         | 1         | 0/0             |
| July 31                 | KC   | L(1-1)     | 0.2         | 1         | 2         | 0        | 0        | 0         | 0         | 0/0             |
| <b>JULY TOTALS</b>      |      | <b>0-1</b> | <b>10.2</b> | <b>4</b>  | <b>4</b>  | <b>2</b> | <b>2</b> | <b>2</b>  | <b>12</b> | <b>1.69 ERA</b> |
| August 2                | HOU  | ND         | 1.0         | 0         | 0         | 0        | 0        | 0         | 1         | 0/0             |
| August 4                | HOU  | W(2-1)     | 0.2         | 0         | 0         | 0        | 0        | 2         | 0         | 1/0             |
| August 5                | @KC  | ND         | 0.2         | 1         | 0         | 0        | 0        | 0         | 0         | 1/1             |
| August 7                | @KC  | ND         | 0.2         | 2         | 1         | 1        | 0        | 0         | 0         | 1/0             |
| August 9(2)             | @CWS | ND         | 0.2         | 0         | 0         | 0        | 0        | 0         | 1         | 2/0             |
| August 10               | @CWS | ND         | 0.1         | 0         | 0         | 0        | 0        | 0         | 0         | 2/0             |
| August 14               | CLE  | H(1)       | 0.1         | 0         | 0         | 0        | 0        | 0         | 1         | 2/0             |
| August 15               | CWS  | ND         | 0.1         | 0         | 0         | 0        | 0        | 0         | 0         | 2/0             |
| August 17               | CWS  | ND         | 0.0         | 1         | 0         | 0        | 0        | 0         | 0         | 2/1             |
| August 21               | @DET | ND         | 0.0         | 1         | 0         | 0        | 0        | 0         | 1         | 2/2             |
| August 25               | @CLE | ND         | 0.2         | 1         | 0         | 0        | 0        | 1         | 1         | 0/0             |
| August 27               | KC   | ND         | 0.2         | 3         | 1         | 1        | 0        | 0         | 0         | 3/3             |
| August 29               | KC   | ND         | 2.0         | 0         | 0         | 0        | 0        | 0         | 2         | 0/0             |
| August 31               | @TEX | L(2-2)     | 0.2         | 1         | 1         | 1        | 0        | 1         | 0         | 0/0             |
| <b>AUGUST TOTALS</b>    |      | <b>1-1</b> | <b>8.2</b>  | <b>10</b> | <b>3</b>  | <b>3</b> | <b>0</b> | <b>4</b>  | <b>7</b>  | <b>3.12 ERA</b> |
| Sept. 3                 | @HOU | W(3-2)     | 2.0         | 0         | 0         | 0        | 0        | 0         | 2         | 0/0             |
| Sept. 7                 | TOR  | ND         | 0.2         | 2         | 3         | 3        | 1        | 1         | 0         | 1/0             |
| Sept. 10                | OAK  | ND         | 1.2         | 1         | 0         | 0        | 0        | 0         | 0         | 2/0             |
| Sept. 13                | TB   | ND         | 1.0         | 0         | 0         | 0        | 0        | 0         | 0         | 2/0             |
| Sept. 16                | @CWS | ND         | 1.0         | 1         | 1         | 1        | 1        | 0         | 0         | 0/0             |
| Sept. 19                | @OAK | ND         | 0.2         | 0         | 0         | 0        | 0        | 0         | 0         | 0/0             |
| Sept. 22                | @OAK | ND         | 1.0         | 0         | 0         | 0        | 0        | 0         | 2         | 0/0             |
| Sept. 24                | DET  | ND         | 1.0         | 1         | 0         | 0        | 0        | 0         | 2         | 0/0             |
| Sept. 25                | DET  | ND         | 0.2         | 0         | 0         | 0        | 0        | 0         | 1         | 0/0             |
| Sept. 28                | CLE  | ND         | 1.1         | 0         | 0         | 0        | 0        | 0         | 0         | 1/0             |
| <b>SEPTEMBER TOTALS</b> |      | <b>1-0</b> | <b>11.0</b> | <b>5</b>  | <b>4</b>  | <b>4</b> | <b>2</b> | <b>1</b>  | <b>7</b>  | <b>3.27 ERA</b> |
| <b>POST-ASG TOTALS</b>  |      | <b>2-2</b> | <b>24.1</b> | <b>17</b> | <b>9</b>  | <b>7</b> | <b>2</b> | <b>5</b>  | <b>18</b> | <b>2.59 ERA</b> |
| <b>SEASON TOTALS</b>    |      | <b>3-2</b> | <b>46.0</b> | <b>24</b> | <b>11</b> | <b>9</b> | <b>4</b> | <b>14</b> | <b>39</b> | <b>1.76 ERA</b> |

# CLETE THOMAS

OUTFIELDER



HEIGHT/WEIGHT: 5-11/195  
BORN: 11/14/83 in Jacksonville, FL  
RESIDES: Tampa, FL

BATS/THROWS: L/R  
AGE: 29

ACQUIRED: Claimed off waivers from Detroit, 4/14/12  
M.L. SERVICE: 2 years, 7 days  
CONTRACT STATUS: Signed thru 2013

**PERSONAL:** Michael Clete Thomas...wife Susie...son Brooks (1/30/10)...resides in Tampa, FL in offseason...2002 graduate of Mosley High School in Lynn Haven, FL...attended Auburn University from 2002-05.

## 2013:

- Was reassigned to minor league camp March 17 and reported to Triple-A Rochester where he began the season.
- Hit .362 (21-for-58) with three doubles, four home runs and 13 RBI in 19 April games.
- Had contract purchased by Minnesota June 3 after hitting .296 (37-for-125) in 36 games for Rochester.
- Recorded career-high four hits June 12 vs. Philadelphia.
- Stole home August 3 vs. Houston, marking the 13th time in club history, first since Torii Hunter May 4, 2002 vs. Detroit; he became the eighth different Twin to steal home.
- Outrighted to Triple-A Rochester October 2.

**2012:** Began season with Detroit and appeared in three games for Tigers before being designated for assignment April 12...claimed off waivers April 14 and homered in second at-bat for Twins April 15 vs. Texas...played in 12 games, striking out 16 times in 28 at-bats before being designated for assignment May 4; reported to Triple-A Rochester...batted .232 (91-for-393) with 22 doubles, five triples, 12 home runs, 47 RBI and 47 runs scored in 109 games for Red Wings.

**2011:** Spent season with Triple-A Toledo...recorded six RBI April 18 at Columbus...sidelined with left finger fracture August 20-September 1...batted .323 (32-for-99) with runners in scoring position.

**2010:** Spent season with Triple-A Toledo...placed on 7-day disabled list with left hamstring strain April 15-25...placed on disabled list with left knee inflammation May 13-end of season...underwent microfracture surgery on left knee June 4, a procedure performed by Dr. Richard Steadman.

**2009:** Started season with Triple-A Toledo...recalled by Detroit May 5...had first career two-homer game May 30 at Baltimore...hit first career grand slam June 7 vs. Los Angeles-AL...entered that game as a pinch-runner and according to the Elias Sports Bureau, became just fifth player since 1970 to hit go-ahead grand slam in a game he entered as a pinch-runner...optioned to Toledo June 11...batted .373 (25-for-67) for Mud Hens in 17 games in June...recalled by Tigers July 8...recorded five RBI July 12 vs. Cleveland...hit first career walk-off home run, a solo shot off Danys Baez, August 3 vs. Baltimore.

**2008:** Made Tigers Opening Day roster for first time in career...made major league debut as defensive replacement in left field in ninth inning March 31 vs. Kansas City...had first major league hit, doubling off Joakim Soria in 11th inning of that same game...optioned to Triple-A Toledo April 23...batted .323 (20-for-62) in 16 games for Mud Hens and was recalled May 30...sidelined with sprained right ankle June 4-20...hit first major league home run, a two-run shot off Nick Blackburn July 13 vs. Minnesota...optioned back to Toledo July 15...placed on disabled list with right elbow sprain August 29...underwent ulnar collateral ligament reconstruction surgery on right elbow September 11, a procedure performed by Dr. James Andrews...named 21st best prospect, best defensive outfielder and best outfield arm in Tigers organization by *Baseball America* entering 2009.

**2007:** Spent season with Double-A Erie...batted .330 (34-for-103) with nine doubles, a home run, seven RBI and 21 runs scored in 27 June games...led Eastern League in runs scored, finished second in at-bats, tied for second in games played, tied for fourth in hits, and tied for fifth in triples...led all league outfielders with 11 errors...named 12th best prospect in Tigers organization and best outfield arm in their system by *Baseball America* entering 2008.

**2006:** Spent season with Single-A Lakeland...hit safely in first 12 games April 6-19...finished third in FSL in at-bats, tied for fourth in strikeouts, and tied for fifth in stolen bases...named 29th best prospect in Tigers organization by *Baseball America* entering 2007.

**2005:** Started first professional season with Single-A Oneonta (Detroit)...earned New York-Penn League Player of the Week honors June 27-July 3, batting .458 (11-for-24) with two doubles, a triple, a home run, nine RBI and seven runs scored in six games...transferred to Single-A West Michigan July 12...had season-high 12-game hitting streak August 7-19...named 14th best prospect in Tigers organization by *Baseball America* entering 2006.

**AMATEUR CAREER:** Attended Auburn University...batted .297 (76-for-256) with 10 doubles, four triples, two home runs, 27 RBI, 41 runs scored and 11 stolen bases as a freshman in 2003...batted .329 (71-for-216) with 16 doubles, six triples, four home runs, 45 RBI, 53 runs scored and 24 stolen bases in 56 games as a sophomore in 2004...named 20th best prospect in Cape Cod League during summer of 2004 by *Baseball America* after batting .241 (28-for-116) with five doubles, three triples, three home runs, 15 RBI, 17 runs scored and eight stolen bases for Harwich...batted .328 (78-for-238) with 18 doubles, six triples, nine home runs, 41 RBI, 66 runs scored and 23 stolen bases in 60 games as a junior in 2005.

**PROFESSIONAL:** Detroit's sixth round pick in the 2005 First-Year Player Draft; signed by scout Jerome Cochran...originally selected by Minnesota in fifth round of the 2002 First-Year Player Draft.

2013

## THOMAS' GAME HIGHS

CAREER

Hits: 4, 6/12 vs. PHI

HR: 1, 4x, last 7/22 at LAA

Hits: 4, 6/12/13 vs. PHI

HR: 2, 5/30/09 at BAL

RBI: 2, 3x, last 7/22 at LAA

Hit-Strike: 6, 7/28-8/3

RBI: 5, 7/12/09 vs. CLE

Hit-Strike: 7, 6/3-30/08

Grand Slams: - -

SB: 1, 8/3 vs. HOU

Grand Slams: 1, 6/7/09 vs. LAA

SB: 1, 6x, 8/3/13 vs. HOU

## THOMAS' PLAYING RECORD

| YEAR | CLUB                | AVG  | G   | AB   | R   | H   | 2B  | 3B | HR | RBI | SH | SF | HB | BB  | SO  | SB  | CS | E  | OBP  |
|------|---------------------|------|-----|------|-----|-----|-----|----|----|-----|----|----|----|-----|-----|-----|----|----|------|
| 2005 | Onto                | .386 | 18  | 70   | 19  | 27  | 5   | 1  | 1  | 14  | 0  | 0  | 2  | 12  | 11  | 9   | 0  | 0  | .488 |
|      | West Michigan       | .284 | 51  | 194  | 39  | 55  | 8   | 5  | 0  | 11  | 2  | 2  | 2  | 21  | 37  | 11  | 3  | 1  | .356 |
| 2006 | Lakeland            | .257 | 132 | 529  | 67  | 136 | 30  | 5  | 6  | 40  | 1  | 3  | 6  | 56  | 127 | 34  | 13 | 3  | .333 |
| 2007 | Erie                | .280 | 137 | 528  | 97  | 148 | 30  | 6  | 8  | 53  | 3  | 2  | 7  | 59  | 110 | 18  | 11 | 11 | .359 |
| 2008 | DETROIT             | .284 | 40  | 116  | 7   | 33  | 9   | 1  | 1  | 9   | 2  | 0  | 1  | 14  | 26  | 2   | 0  | 4  | .366 |
|      | Toledo              | .247 | 76  | 291  | 44  | 72  | 18  | 2  | 9  | 45  | 3  | 1  | 1  | 37  | 88  | 29  | 11 | 5  | .333 |
| 2009 | Toledo              | .291 | 45  | 175  | 27  | 51  | 17  | 1  | 1  | 17  | 0  | 1  | 3  | 26  | 49  | 18  | 3  | 3  | .390 |
|      | DETROIT             | .240 | 102 | 275  | 46  | 66  | 13  | 3  | 7  | 39  | 1  | 0  | 1  | 33  | 77  | 3   | 0  | 4  | .324 |
| 2010 | Toledo              | .183 | 21  | 71   | 14  | 13  | 2   | 1  | 4  | 13  | 1  | 0  | 2  | 12  | 32  | 9   | 0  | 2  | .318 |
| 2011 | Toledo              | .251 | 113 | 367  | 37  | 92  | 15  | 2  | 12 | 53  | 2  | 2  | 3  | 32  | 130 | 20  | 3  | 2  | .314 |
| 2012 | DETROIT             | .000 | 3   | 0    | 1   | 0   | 0   | 0  | 0  | 0   | 0  | 0  | 0  | 0   | 0   | 0   | 0  | 0  | .000 |
|      | MINNESOTA           | .143 | 12  | 28   | 2   | 4   | 1   | 0  | 1  | 4   | 0  | 0  | 1  | 0   | 16  | 0   | 0  | 0  | .172 |
|      | Rochester           | .232 | 109 | 393  | 47  | 91  | 22  | 5  | 12 | 47  | 3  | 2  | 1  | 27  | 109 | 15  | 4  | 4  | .281 |
| 2013 | Rochester           | .296 | 36  | 125  | 17  | 37  | 8   | 0  | 9  | 25  | 0  | 0  | 0  | 18  | 35  | 6   | 4  | 1  | .385 |
|      | MINNESOTA           | .214 | 92  | 290  | 39  | 62  | 15  | 0  | 4  | 13  | 1  | 0  | 1  | 30  | 92  | 1   | 3  | 3  | .290 |
|      | Minor League Totals | .263 | 738 | 2743 | 408 | 722 | 155 | 28 | 62 | 318 | 15 | 13 | 27 | 300 | 728 | 169 | 52 | 32 | .340 |
|      | Major League Totals | .233 | 249 | 709  | 95  | 165 | 38  | 4  | 13 | 65  | 4  | 0  | 4  | 77  | 211 | 6   | 3  | 11 | .311 |

## THOMAS' CAREER FIELDING RECORD

| POSITION   | PCT  | G   | PO  | A  | E  | TC  | DP | PB |
|------------|------|-----|-----|----|----|-----|----|----|
| Outfielder | .979 | 240 | 492 | 16 | 11 | 519 | 5  | —  |

## AMERICAN LEAGUE CENTRAL HISTORY

| YEAR  | CHAMPION          | RECORD | TWINS FINISH  |
|-------|-------------------|--------|---|
| 1994* | Chicago White Sox | 67-46  | Fourth place with a record of 53-60, 15.0 games back      |
| 1995  | Cleveland Indians | 100-44 | Fifth place with a record of 56-88, 44.0 games back       |
| 1996  | Cleveland Indians | 78-84  | Fourth place with a record of 78-84, 21.5 games back      |
| 1997  | Cleveland Indians | 86-75  | Fourth place with a record of 68-94, 18.5 games back      |
| 1998  | Cleveland Indians | 89-73  | Fourth place with a record of 70-92, 19.0 games back      |
| 1999  | Cleveland Indians | 97-65  | Fifth place with a record of 63-97, 33.0 games back       |
| 2000  | Chicago White Sox | 95-67  | Fifth place with a record of 69-93, 26.0 games back       |
| 2001  | Cleveland Indians | 91-71  | Second place with a record of 85-77, 6.0 games back       |
| 2002  | Minnesota Twins   | 94-67  | Lost 4 games to 1 in the ALCS to the Anaheim Angels       |
| 2003  | Minnesota Twins   | 90-72  | Lost 3 games to 1 in the ALDS to the New York Yankees     |
| 2004  | Minnesota Twins   | 92-70  | Lost 3 games to 1 in the ALDS to the New York Yankees     |
| 2005  | Chicago White Sox | 99-63  | Third place with a record of 83-79, 16.0 games back       |
| 2006  | Minnesota Twins   | 96-66  | Swept in three games in the ALDS by the Oakland Athletics |
| 2007  | Cleveland Indians | 96-66  | Third place with a record of 85-77, 17.0 games back       |
| 2008  | Chicago White Sox | 89-74  | Second place with a record of 88-75, 1.0 game back        |
| 2009  | Minnesota Twins   | 87-76  | Swept in three games in the ALDS by the New York Yankees  |
| 2010  | Minnesota Twins   | 94-68  | Swept in three games in the ALDS by the New York Yankees  |
| 2011  | Detroit Tigers    | 95-67  | Fifth place with a record of 63-99, 32.0 games back       |
| 2012  | Detroit Tigers    | 88-74  | Fifth place with a record of 66-96, 22.0 games back       |
| 2013  | Detroit Tigers    | 93-69  | Fourth place with a record of 66-96, 27.0 games back      |

\*Season cut short due to work stoppage



# MICHAEL TONKIN

# 59

**RIGHT-HANDED PITCHER**

**HEIGHT/WEIGHT:** 6-7/220  
**BORN:** 11/19/89 in Glendale, CA  
**RESIDES:** Palmdale, CA

**BATS/THROWS:** R/R  
**AGE:** 23

**ACQUIRED:** 30th round, 2008 First-Year Player Draft  
**M.L. SERVICE:** 28 days  
**CONTRACT STATUS:** Signed thru 2013



2013 PLAYERS

**PERSONAL:** Michael Harvey Tonkin...2008 graduate of Palmdale (CA) High School...brother-in-law of former Twins outfielder Jason Kubel.

**2013:**

- Began the season with Double-A New Britain.
- Did not allow an earned run in 15 consecutive appearances (16.2 IP) April 21-May 28 and was promoted to Triple-A Rochester May 30.
- Did not allow an earned run in first 10 appearances (11.2 IP) for the Red Wings May 30-June 23.
- Recalled by Minnesota July 11 when Caleb Thielbar was placed on the Bereavement List.
- Made major league debut July 11 at Tampa Bay, pitching 1.1 scoreless innings with one strikeout.
- Optioned to Triple-A July 13.
- Recalled August 20, appeared in one game for the Twins and optioned back to Rochester August 23.
- Converted 14 of 15 save opportunities for the Red Wings, leading the club in saves.
- Recalled September 9 and posted a 1.00 ERA (9.0 IP, 1 ER) in seven September games.
- Posted a 3.03 ERA (68.1 IP, 23 ER) with 76 strikeouts and 19 walks in 61 games between all three levels.

**2012:** Started season with Single-A Beloit and won in first appearance, tossing 2.0 scoreless innings April 6 vs. Peoria...recorded at least one strikeout in 20 of 22 appearances for the Snappers, totalling 53 strikeouts in 39.0 innings; struck out multiple batters in 15 appearances...selected to play in the Midwest League All-Star Game...promoted to Single-A Ft. Myers June 20...named Twins minor league Pitcher of the Week June 15, tossing 5.2 scoreless innings with three saves, no hits allowed, no walks and 12 strikeouts in five games...named Twins minor league Pitcher of the Month for June, going 0-1, 0.64 (14.1 IP, 1 ER) with two saves and 27 strikeouts in nine games...recorded at least one strikeout in all 22 appearances for the Miracle, totalling 44 strikeouts in 30.1 innings; struck out multiple batters in 15 appearances...combined to go 4-1, 2.08 (69.1 IP, 16 ER) with 12 saves, 97 strikeouts and 20 walks in 44 appearances between both levels...named reliever on MiLB.com Twins organizational All-Star team...played for Peoria Javelinas in the Arizona Fall League, going 1-0, 2.45 (14.2 IP, 4 ER) with three walks and seven strikeouts in 10 games...added to the Twins 40-man roster in November.

**2011:** Spent entire season with Single-A Beloit...did not allow a run in 13 consecutive appearances (14.2 IP) May 23-June 28...posted a 2.13 ERA (12.2 IP, 3 ER) in 10 June appearances...recorded at least one strikeout in 11 straight appearances (23 total) July 9-August 15...allowed just three home runs on the season and just one in final 40 appearances since May 2...tied for team-lead in appearances (48).

**2010:** Started season with Single-A Beloit...went 3-6, 4.29 (65.0 IP, 31 ER) in 13 games (12 starts) for the Snappers...transferred to Rookie Elizabethton July 19...eight of his 10 appearances for the E-Twins were scoreless -- seven of those scoreless appearances were outings of 2.0 innings-or-more.

**2009:** Spent entire season with Rookie GCL Twins...named Twins minor league Pitcher of the Week July 17, going 1-0, 0.00 (7.0 IP) with two hits allowed and 15 strikeouts in one start...went 2-1, 1.73 (26.0 IP, 5 ER) in five August games (4 starts)...finished second in the GCL in strikeouts (60).

**2008:** Spent first professional season with GCL Twins, going 0-1, 3.27 (11.0 IP, 4 ER) in six games (1 start)...ranked 30th best prospect in the Twins organization by *Baseball America* entering the 2009 season.

**PROFESSIONAL:** Signed by scout Dan Cox.

**2013**

**TONKIN'S GAME HIGHS**

**CAREER**

IP: 2.0, 9/20 at OAK  
SO: 3, 9/14 vs. TB  
Win-Streak: --

Walks: 1, 3x, last 9/29 vs. CLE  
CG: --  
Low-Hit: --

IP: 2.0, 9/20/13 at OAK  
SO: 3, 9/14/13 vs. TB  
Win-Streak: --

Walks: 1, 3x, last 9/29/13 vs. CLE  
CG: --  
Low-Hit: --

### TONKIN'S PITCHING RECORD

| YEAR                       | CLUB          | W-L          | ERA         | G          | GS        | CG       | SH       | SV        | IP           | H          | R          | ER         | HR        | HB        | BB        | SO         | WP        | BK       | BAA         |
|----------------------------|---------------|--------------|-------------|------------|-----------|----------|----------|-----------|--------------|------------|------------|------------|-----------|-----------|-----------|------------|-----------|----------|-------------|
| 2008                       | GCL Twins     | 0-1          | 3.27        | 6          | 1         | 0        | 0        | 0         | 11.0         | 10         | 4          | 4          | 0         | 1         | 3         | 8          | 0         | 0        | .244        |
| 2009                       | GCL Twins     | 3-4          | 3.62        | 11         | 9         | 0        | 0        | 0         | 54.2         | 55         | 30         | 22         | 2         | 4         | 9         | 60         | 5         | 0        | .258        |
| 2010                       | Elizabethhton | 1-0          | 1.08        | 10         | 0         | 0        | 0        | 1         | 25.0         | 18         | 6          | 3          | 1         | 4         | 4         | 26         | 1         | 0        | .196        |
|                            | Beloit        | 3-6          | 4.29        | 13         | 12        | 0        | 0        | 0         | 65.0         | 76         | 43         | 31         | 7         | 8         | 18        | 40         | 7         | 0        | .287        |
| 2011                       | Beloit        | 4-3          | 3.87        | 48         | 3         | 0        | 5        | 2         | 76.2         | 82         | 41         | 33         | 3         | 8         | 24        | 69         | 6         | 0        | .271        |
| 2012                       | Beloit        | 3-0          | 1.38        | 22         | 0         | 0        | 0        | 6         | 39.0         | 29         | 8          | 6          | 1         | 1         | 9         | 53         | 5         | 0        | .206        |
|                            | Ft. Myers     | 1-1          | 2.97        | 22         | 0         | 0        | 0        | 6         | 30.1         | 24         | 12         | 10         | 2         | 2         | 11        | 44         | 1         | 0        | .212        |
| 2013                       | Rochester     | 1-2          | 4.41        | 30         | 0         | 0        | 0        | 14        | 32.2         | 33         | 18         | 16         | 3         | 1         | 8         | 36         | 0         | 0        | .256        |
|                            | New Britain   | 1-2          | 2.22        | 22         | 0         | 0        | 0        | 7         | 24.1         | 21         | 10         | 6          | 0         | 3         | 8         | 30         | 2         | 0        | .216        |
|                            | MINNESOTA     | 0-0          | 0.79        | 9          | 0         | 0        | 0        | 0         | 11.1         | 9          | 6          | 1          | 0         | 0         | 3         | 10         | 1         | 0        | .205        |
| <b>Minor League Totals</b> |               | <b>17-19</b> | <b>3.29</b> | <b>184</b> | <b>25</b> | <b>0</b> | <b>0</b> | <b>36</b> | <b>358.2</b> | <b>348</b> | <b>172</b> | <b>131</b> | <b>19</b> | <b>32</b> | <b>94</b> | <b>366</b> | <b>27</b> | <b>0</b> | <b>.250</b> |
| <b>Major League Totals</b> |               | <b>0-0</b>   | <b>0.79</b> | <b>9</b>   | <b>0</b>  | <b>0</b> | <b>0</b> | <b>0</b>  | <b>11.1</b>  | <b>9</b>   | <b>6</b>   | <b>1</b>   | <b>0</b>  | <b>0</b>  | <b>3</b>  | <b>10</b>  | <b>1</b>  | <b>0</b> | <b>.205</b> |

### TONKIN'S CAREER FIELDING RECORD

| POSITION | PCT   | G | PO | A | E | TC | DP | PB |
|----------|-------|---|----|---|---|----|----|----|
| Pitcher  | 1.000 | 9 | 0  | 2 | 0 | 2  | 1  | —  |

### TONKIN'S DAY-BY-DAY

| Date                    | Opp. | Dec.       | IP          | H        | R        | ER       | HR       | BB       | SO       | IR/IRS          |
|-------------------------|------|------------|-------------|----------|----------|----------|----------|----------|----------|-----------------|
| July 11                 | @TB  | ND         | 1.1         | 0        | 0        | 0        | 0        | 0        | 1        | 2/0             |
| <b>JULY TOTALS</b>      |      | <b>0-0</b> | <b>1.1</b>  | <b>0</b> | <b>0</b> | <b>0</b> | <b>0</b> | <b>0</b> | <b>1</b> | <b>0.00 ERA</b> |
| <b>PRE-ASG TOTALS</b>   |      | <b>0-0</b> | <b>1.1</b>  | <b>0</b> | <b>0</b> | <b>0</b> | <b>0</b> | <b>0</b> | <b>1</b> | <b>0.00 ERA</b> |
| August 21               | @DET | ND         | 1.0         | 4        | 3        | 0        | 0        | 1        | 1        | 0/0             |
| <b>AUGUST TOTALS</b>    |      | <b>0-0</b> | <b>1.0</b>  | <b>4</b> | <b>3</b> | <b>0</b> | <b>0</b> | <b>1</b> | <b>1</b> | <b>0.00 ERA</b> |
| Sept. 11                | OAK  | ND         | 1.0         | 2        | 2        | 0        | 0        | 1        | 1        | 0/0             |
| Sept. 14                | TB   | ND         | 1.2         | 0        | 0        | 0        | 0        | 0        | 3        | 2/0             |
| Sept. 16                | @CWS | ND         | 0.1         | 1        | 0        | 0        | 0        | 0        | 0        | 3/2             |
| Sept. 20                | @OAK | ND         | 2.0         | 0        | 0        | 0        | 0        | 0        | 2        | 0/0             |
| Sept. 24                | DET  | ND         | 1.1         | 1        | 0        | 0        | 0        | 0        | 0        | 1/0             |
| Sept. 26                | CLE  | ND         | 1.2         | 0        | 0        | 0        | 0        | 0        | 2        | 2/0             |
| Sept. 29                | CLE  | ND         | 1.0         | 1        | 1        | 1        | 0        | 1        | 0        | 0/0             |
| <b>SEPTEMBER TOTALS</b> |      | <b>0-0</b> | <b>9.0</b>  | <b>5</b> | <b>3</b> | <b>1</b> | <b>0</b> | <b>2</b> | <b>8</b> | <b>1.00 ERA</b> |
| <b>POST-ASG TOTALS</b>  |      | <b>0-0</b> | <b>10.0</b> | <b>9</b> | <b>6</b> | <b>1</b> | <b>0</b> | <b>3</b> | <b>9</b> | <b>0.90 ERA</b> |
| <b>SEASON TOTALS</b>    |      | <b>0-0</b> | <b>11.1</b> | <b>9</b> | <b>6</b> | <b>1</b> | <b>1</b> | <b>3</b> | <b>8</b> | <b>0.79 ERA</b> |



# P.J. WALTERS

RIGHT-HANDED PITCHER

# 39

HEIGHT/WEIGHT: 6-4/215

BORN: 3/12/85 in Dothan, AL

RESIDES: Pensacola, FL

ACQUIRED: Signed as minor league free agent, 11/1/12

M.L. SERVICE: 1 year, 114 days

CONTRACT STATUS: Signed thru 2013

BATS/THROWS: R/R

AGE: 28



**PERSONAL:** Phillip DeWayne Walters...wife Brittney (Miller)...daughter Annabelle (2/10/10), son Phillip III (10/24/11)...2003 graduate of Faith Academy in Mobile, AL...posted overall high school record of 36-1, including a record of 13-0 with a 0.66 ERA, 123 strikeouts and just four walks in 85.0 innings pitched during senior season...holds school record for career wins, single-season wins, single-season strikeouts, single-season ERA and fewest walks...attended University of South Alabama from 2004-06.

## 2013:

- Was invite to Twins spring training, reassigned to minor league camp March 26 and reported to Triple-A Rochester.
- Pitched a 7.0-inning complete game April 21 vs. Pawtucket, allowing two hits and one walk, earning the win.
- Went 4-2, 3.27 ERA (55.0 IP, 20 ER) in nine starts for the Red Wings and had his contract selected May 25.
- Went 2-1, 2.45 ERA (25.2 IP, 7 ER) in his first four starts for the Twins.
- Went 0-4, 12.21 ERA (14.0 IP, 19 ER) in his next four and was designated for release or assignment, cleared waivers and reported back to Rochester.
- Made 10 starts for the Red Wings to finish the season.

**2012:** Was an invite to Twins spring training...reassigned to minor league camp March 19...reported to Triple-A Rochester...was Red Wings Opening Day starter April 5 at Syracuse, but did not factor into the decision, tossing 4.0 shutout innings with two hits allowed, two walks and four strikeouts...went 3-1, 2.70 (33.1 IP, 10 ER) with one complete game in six starts for Wings before having contract purchased by Twins May 10...made Twins debut in a start May 12 vs. Toronto, and was dealt the loss, allowing two runs on six hits in 6.0 innings with no walks and five strikeouts...earned first win as a Twin, allowing three runs on four hits in 6.1 innings with three walks and two strikeouts May 17 at Detroit...tossed first career complete game and first for a Twins pitcher in 2012, allowing two runs on five hits with two walks and a career-high eight strikeouts May 22 at Chicago-AL...placed on 15-day disabled list with right shoulder inflammation June 14...transferred to the 60-day disabled list July 28...returned from rehab assignment at Triple-A Rochester and reinstated September 1...outrighted off the roster October 24...signed a minor league contract with an invite to spring training November 1.

**2011:** Was an invite to Cardinals spring training...started season with Triple-A Memphis...won six consecutive decisions May 15-June 21, including a season-high 10-strikeout performance (7.0 IP) June 11 in New Orleans...went 4-1, 2.10 (34.1 IP, 8 ER) in five June starts, including a 6.0-inning complete game June 27 at Omaha...posted ERA of 1.99 (40.2 IP, 9 ER) in final six starts and was recalled by St. Louis July 7...appeared in four games for the Cardinals in July before being traded to Toronto along with pitchers Brian Tallet and Trevor Miller, and outfielder Colby Rasmus in exchange for pitchers Edwin Jackson, Octavio Dotel and Marc Rzepczynski, and outfielder Cory Costner July 27...appeared in one game for Blue Jays, tossing 1.0 scoreless inning of relief July 28 vs. Baltimore...optioned to Triple-A Las Vegas July 28 and made seven starts for the 51's, going 1-3, 8.38 (29.0 IP, 27 ER) with 26 strikeouts.

**2010:** Started season with Triple-A Memphis (St. Louis), but was recalled to St. Louis three times during season...named Pacific Coast League Pitcher of the Week May 10-16...went 1-0 with a 0.48 ERA in 19.0 innings pitched in May for Memphis...threw 5.0 scoreless innings, allowing four hits, earning first win of season May 27 at San Diego...missed qualifying for PCL ERA qualifiers by 7.0 innings, but would have ranked fourth with a 3.81 ERA...ranked 15th in the PCL in strikeouts with 106, despite throwing 23 fewer innings than anyone in top 10...finished season with St. Louis, earning second and final win, tossing 7.0 scoreless innings with three hits allowed in a start September 29 vs. Pittsburgh...rated best changeup by *Baseball America* following the season.

**2009:** Started season with Triple-A Memphis...recalled by St. Louis for emergency start April 17...allowed three runs on six hits with seven strikeouts in 4.0 innings at Chicago-NL...had three separate stints with the Cardinals during the year...struck out minor league career-high 14 batters (6.0 IP) July 25 at New Orleans...struck out 13 batters in next start, a 7.0-inning complete game July 31 vs. Round Rock...rated best changeup and best control in the Cardinals organization by *Baseball America* following the season.

**2008:** Started season with Double-A Springfield, making six starts before being promoted to Triple-A Memphis May 4...ranked seventh in Pacific Coast League in strikeouts (122)...led Redbirds in strikeouts and ranked second in innings pitched (122.0)...struck out 156 batters between both levels, leading all Cardinals minor leaguers...also led all Cardinals minor leaguers in starts (29) and innings pitched (158.0).

**2007:** Began season at Single-A Quad Cities...posted a 30.0-inning scoreless streak May 3-31...named Cardinals minor league Pitcher of the Month for May, going 4-0, 0.88 (30.2 IP, 3 ER)...named Cardinals minor league Pitcher of the Year...led all Cardinals minor leaguers with a 2.55 ERA and 147 strikeouts, and tied for second in wins (12)...named Cardinals 16th best prospect by *Baseball America* following the season.

**2006:** Spent first professional season with Single-A State College...allowed three runs in 16.0 innings with two walks and 16 strikeouts in 12 outings at home.

**AMATEUR CAREER:** Went 11-3 with 3.20 ERA and 166 strikeouts during senior year (2006) at University of South Alabama...named third team All-American by *Baseball America* and second team by Collegiate Baseball...named Sun Belt Conference co-Pitcher of the Year and first team

All-League selection after becoming career strikeout and innings pitched leader at South Alabama.

**PROFESSIONAL:** St. Louis' 11th round pick in the 2006 First-Year Player Draft...signed by scout Scott Nichols.

| 2013                   |                       | WALTERS' GAME HIGHS     |                                    |  |  | CAREER                     |                            |  |  |
|------------------------|-----------------------|-------------------------|------------------------------------|--|--|----------------------------|----------------------------|--|--|
| IP: 7.1, 6/11 vs. PHI  | Walks: 5, 6/22 at CLE | IP: 9.0, 5/22/12 at CWS | Walks: 5, 2x, last 6/22/13 at CLE  |  |  | CG: 1, 5/22/12 at CWS      | CG: 1, 5/22/12 at CWS      |  |  |
| SO: 5, 6/11 vs. PHI    | CG: --                | SO: 8, 5/22/12 at CWS   | Win-Streak: 2, 2x, last 5/17-22/12 |  |  | Low-Hit: 5, 9/22/12 at CWS | Low-Hit: 5, 9/22/12 at CWS |  |  |
| Win-Streak: 2, 5/25-30 | Low-Hit: --           |                         |                                    |  |  |                            |                            |  |  |

| WALTERS' PITCHING RECORD      |               |              |             |            |            |          |          |          |              |            |            |            |           |           |            |            |           |          |             |
|-------------------------------|---------------|--------------|-------------|------------|------------|----------|----------|----------|--------------|------------|------------|------------|-----------|-----------|------------|------------|-----------|----------|-------------|
| YEAR                          | CLUB          | W-L          | ERA         | G          | GS         | CG       | SH       | SV       | IP           | H          | R          | ER         | HR        | HB        | BB         | SO         | WP        | BK       | BAA         |
| 2006                          | State College | 2-1          | 3.56        | 26         | 0          | 0        | 0        | 8        | 30.1         | 29         | 15         | 12         | 1         | 2         | 9          | 31         | 2         | 0        | .242        |
| 2007                          | Quad Cities   | 6-1          | 2.62        | 17         | 10         | 0        | 0        | 1        | 68.2         | 59         | 25         | 20         | 2         | 9         | 12         | 73         | 4         | 0        | .229        |
|                               | Palm Beach    | 3-1          | 2.67        | 5          | 5          | 0        | 0        | 0        | 33.2         | 29         | 10         | 10         | 2         | 1         | 6          | 37         | 1         | 0        | .225        |
|                               | Springfield   | 3-4          | 2.37        | 8          | 8          | 1        | 0        | 0        | 49.1         | 42         | 13         | 13         | 4         | 4         | 15         | 37         | 3         | 0        | .228        |
| 2008                          | Springfield   | 1-2          | 3.25        | 6          | 6          | 0        | 0        | 0        | 36.0         | 35         | 17         | 13         | 5         | 3         | 8          | 34         | 2         | 0        | .252        |
|                               | Memphis       | 9-4          | 4.87        | 23         | 23         | 0        | 0        | 0        | 122.0        | 123        | 71         | 66         | 17        | 8         | 62         | 122        | 11        | 1        | .266        |
| 2009                          | Memphis       | 8-10         | 4.54        | 21         | 20         | 2        | 0        | 0        | 121.0        | 128        | 73         | 61         | 6         | 10        | 44         | 113        | 10        | 0        | .271        |
|                               | ST. LOUIS     | 0-0          | 9.56        | 8          | 1          | 0        | 0        | 0        | 16.0         | 21         | 19         | 17         | 6         | 0         | 9          | 14         | 0         | 0        | .304        |
| 2010                          | Memphis       | 8-5          | 3.81        | 19         | 18         | 0        | 0        | 0        | 108.2        | 106        | 51         | 46         | 12        | 8         | 30         | 106        | 3         | 1        | .254        |
|                               | ST. LOUIS     | 2-0          | 6.00        | 7          | 3          | 0        | 0        | 0        | 30.0         | 32         | 20         | 20         | 5         | 0         | 10         | 22         | 0         | 0        | .276        |
| 2011                          | Memphis       | 7-4          | 4.27        | 17         | 17         | 1        | 0        | 0        | 103.1        | 105        | 51         | 49         | 9         | 12        | 42         | 87         | 0         | 1        | .267        |
|                               | ST. LOUIS     | 0-0          | 9.00        | 4          | 0          | 0        | 0        | 0        | 4.0          | 3          | 4          | 4          | 1         | 0         | 2          | 3          | 0         | 0        | .187        |
|                               | Las Vegas     | 1-3          | 8.38        | 7          | 7          | 0        | 0        | 0        | 29.0         | 44         | 29         | 27         | 4         | 3         | 16         | 26         | 3         | 1        | .349        |
|                               | TORONTO       | 0-0          | 0.00        | 1          | 0          | 0        | 0        | 0        | 1.0          | 0          | 0          | 0          | 0         | 0         | 1          | 1          | 0         | 0        | .000        |
| 2012                          | Rochester     | 3-3          | 4.01        | 14         | 14         | 1        | 0        | 0        | 58.1         | 67         | 28         | 26         | 7         | 1         | 15         | 47         | 2         | 0        | .288        |
|                               | MINNESOTA     | 2-5          | 5.69        | 12         | 12         | 1        | 0        | 0        | 61.2         | 71         | 41         | 39         | 12        | 3         | 22         | 42         | 1         | 0        | .291        |
| 2013                          | Rochester     | 7-5          | 4.18        | 19         | 19         | 1        | 1        | 0        | 103.1        | 110        | 54         | 48         | 5         | 8         | 46         | 82         | 6         | 0        | .278        |
|                               | MINNESOTA     | 2-5          | 5.95        | 8          | 8          | 0        | 0        | 0        | 39.1         | 51         | 30         | 26         | 5         | 1         | 18         | 22         | 0         | 0        | .311        |
| <b>Minor League Totals</b>    |               | <b>58-43</b> | <b>4.07</b> | <b>182</b> | <b>147</b> | <b>6</b> | <b>1</b> | <b>9</b> | <b>863.2</b> | <b>877</b> | <b>437</b> | <b>391</b> | <b>74</b> | <b>69</b> | <b>305</b> | <b>795</b> | <b>47</b> | <b>4</b> | <b>.263</b> |
| <b>National League Totals</b> |               | <b>2-0</b>   | <b>7.38</b> | <b>19</b>  | <b>4</b>   | <b>0</b> | <b>0</b> | <b>0</b> | <b>50.0</b>  | <b>56</b>  | <b>43</b>  | <b>41</b>  | <b>12</b> | <b>0</b>  | <b>21</b>  | <b>39</b>  | <b>0</b>  | <b>0</b> | <b>.279</b> |
| <b>American League Totals</b> |               | <b>4-10</b>  | <b>5.74</b> | <b>21</b>  | <b>20</b>  | <b>1</b> | <b>0</b> | <b>0</b> | <b>102.0</b> | <b>122</b> | <b>71</b>  | <b>65</b>  | <b>17</b> | <b>4</b>  | <b>41</b>  | <b>65</b>  | <b>1</b>  | <b>0</b> | <b>.298</b> |
| <b>Major League Totals</b>    |               | <b>6-10</b>  | <b>6.28</b> | <b>40</b>  | <b>24</b>  | <b>1</b> | <b>0</b> | <b>0</b> | <b>152.0</b> | <b>178</b> | <b>114</b> | <b>106</b> | <b>29</b> | <b>4</b>  | <b>62</b>  | <b>104</b> | <b>1</b>  | <b>0</b> | <b>.291</b> |

| WALTERS' CAREER FIELDING RECORD |      |    |    |    |   |    |    |    |
|---------------------------------|------|----|----|----|---|----|----|----|
| POSITION                        | PCT  | G  | PO | A  | E | TC | DP | PB |
| Pitcher                         | .964 | 40 | 12 | 15 | 1 | 28 | 3  | —  |

| WALTERS' BATTING RECORD |      |    |   |   |    |    |    |     |    |    |    |    |    |    |    |      |
|-------------------------|------|----|---|---|----|----|----|-----|----|----|----|----|----|----|----|------|
| BATTING                 | AVG  | AB | R | H | 2B | 3B | HR | RBI | SH | SF | HB | BB | SO | SB | CS | OBP  |
| Career                  | .000 | 10 | 0 | 0 | 0  | 0  | 0  | 0   | 3  | 0  | 0  | 1  | 6  | 0  | 0  | .091 |

| WALTERS' DAY-BY-DAY   |      |            |             |           |           |           |          |           |           |                 |
|-----------------------|------|------------|-------------|-----------|-----------|-----------|----------|-----------|-----------|-----------------|
| Date                  | Opp. | Dec.       | IP          | H         | R         | ER        | HR       | BB        | SO        | IR/IRS          |
| May 25                | @DET | W(1-0)     | 6.0         | 8         | 2         | 2         | 1        | 1         | 3         | --              |
| May 30                | MIL  | W(2-0)     | 6.0         | 10        | 4         | 4         | 0        | 1         | 4         | --              |
| <b>MAY TOTALS</b>     |      | <b>2-0</b> | <b>12.0</b> | <b>18</b> | <b>6</b>  | <b>6</b>  | <b>1</b> | <b>2</b>  | <b>7</b>  | <b>4.50 ERA</b> |
| June 5                | @KC  | L(2-1)     | 6.0         | 7         | 3         | 0         | 0        | 3         | 2         | --              |
| June 11               | PHI  | ND         | 7.1         | 6         | 2         | 1         | 0        | 1         | 5         | --              |
| June 16               | DET  | L(2-2)     | 5.1         | 9         | 4         | 4         | 2        | 3         | 4         | --              |
| June 22               | @CLE | L(2-3)     | 0.2         | 1         | 6         | 6         | 0        | 5         | 0         | --              |
| June 28               | KC   | L(2-4)     | 3.0         | 6         | 6         | 6         | 2        | 1         | 1         | --              |
| <b>JUNE TOTALS</b>    |      | <b>0-4</b> | <b>22.1</b> | <b>29</b> | <b>21</b> | <b>17</b> | <b>4</b> | <b>13</b> | <b>12</b> | <b>6.85 ERA</b> |
| July 3                | NYJ  | L(2-5)     | 5.0         | 4         | 3         | 3         | 0        | 3         | 3         | --              |
| <b>JULY TOTALS</b>    |      | <b>0-1</b> | <b>5.0</b>  | <b>4</b>  | <b>3</b>  | <b>3</b>  | <b>0</b> | <b>3</b>  | <b>3</b>  | <b>5.40 ERA</b> |
| <b>PRE-ASG TOTALS</b> |      | <b>2-5</b> | <b>39.1</b> | <b>51</b> | <b>30</b> | <b>26</b> | <b>5</b> | <b>18</b> | <b>22</b> | <b>5.95 ERA</b> |
| <b>SEASON TOTALS</b>  |      | <b>2-5</b> | <b>39.1</b> | <b>51</b> | <b>30</b> | <b>26</b> | <b>5</b> | <b>18</b> | <b>22</b> | <b>5.95 ERA</b> |



# JOSH WILLINGHAM

# 16

**OUTFIELDER**

**HEIGHT/WEIGHT:** 6-2/228

**BORN:** 2/17/79 in Florence, AL

**RESIDES:** Florence, AL

**ACQUIRED:** Signed as free agent, 12/15/11

**M.L. SERVICE:** 8 years, 123 days

**CONTRACT STATUS:** Signed thru 2014

**BATS/THROWS:** R/R

**AGE:** 34

**PERSONAL:** Joshua David Willingham...wife Ginger (Jaynes)...sons Rhett (10/24/06), Ryder (2/23/10) and Rogan (4/25/12)...1997 graduate of Mars Hill (AL) High School...attended college at University of North Alabama, majoring in biology...played shortstop and was a two-time All-Gulf South Conference selection (1999, 2000) and a two-time American Baseball Coaches Association All-American...led Lions to 1999 Division II College World Series and subsequently earned a spot on Division II Baseball Championship and All-Tournament teams...was first team Division II All-American in 1999...was second team All-American in 2000...he and wife Ginger run the Josh Willingham Foundation to raise funds for disaster relief in northwest Alabama.

### 2013:

- Began his second straight season with the Twins.
- Drew three walks April 6 at Baltimore, ninth time in his career with three-plus walks in a game.
- Reached base safely in 25 of first 27 games April 1-May 8, posting a .405 on-base percentage in that span.
- Recorded his 850th career hit, April 9 at Kansas City.
- Recorded 13th career multi-homer game May 23 at Detroit; 14th career multi-homer game September 10 vs. Oakland.
- Scored his 500th career run June 8 at Washington.
- Played his 1,000th career game June 11 vs. Philadelphia.
- Placed on 15-day disabled list July 2 (retro July 1) with a medial meniscus tear and left knee bone bruise; had surgery July 3.
- Played three games with Triple-A Rochester on rehab assignment August 5-7...reinstated August 9 after missing 33 games.
- Hit his 200th career double August 14 vs. Chicago-AL.
- Drew his 500th career walk September 19 at Oakland.
- Led the Twins in walks (66) and strikeouts (128).

**2012:** Made sixth career Opening Day start and first as Twin, batting fifth and playing left field April 6 at Baltimore...homered in fourth at-bat, a two-run shot in the ninth inning, marking first hit as a Twin and third time (second time consecutively) that he had homered on Opening Day...the game also marked 800th of career...homered in three straight games April 9-12...hit a total of five home runs in first 11 games...named American League Player of the Week April 9-15 (the first POW Award of the MLB season)...batted .455 (10-for-22) with a double, three home runs, four RBI, three walks, and six runs scored...second career Player of the Week award (other August 2, 2009)...hit safely in each of Twins first 15 games, tying a club record to start a season, (Kirby Puckett, 1994)...passed Glenn Williams (14 games) for longest hitting streak for a player starting his Twins career...passed career-high for a hit-streak of 12 (2008)...reached safely via hit or walk in first 20 games April 6-30, batting .347 (25-for-72) with nine walks in that span, including a .447 on-base percentage...hit fifth career walk-off home run, a three-run shot off Brian Fuentes May 29 vs. Oakland, giving the Twins a 3-2 victory...hit walk-off RBI-single in bottom of 10th inning June 8 vs. Chicago-NL, giving the Twins a 8-7 victory...hit go-ahead two-run homer June 24 at Cincinnati in top of ninth inning off Aroldis Chapman to give Twins a 2-1 lead and eventual win...hit 150th career home run July 3 at Detroit...recorded 11th career multi-homer game July 13 vs. Oakland, and 12th career multi-homer game July 24 at Chicago-AL...hit 11 home runs in July, tying him with Arizona's Jason Kubel for the most in baseball during the month...also recorded 27 RBI in July, tying him with the Yankees' Mark Teixeira for most in the month...hit 29th home run August 6 at Cleveland, tying single season career-high...set a new single season career-high with 30th August 14 vs. Detroit, eventually ending the season with 35...recorded 100th RBI, becoming 17th different Twin to reach 100 RBI in a season, September 7 vs. Cleveland...hit 35th home run, tying Bob Allison (1963) for ninth on Twins all-time single-season home run list, September 19 at Cleveland; set a season-high with four hits and tied season-high with four RBI in that same game...sidelined with sprained left shoulder September 24, ending season and missing final eight games...became first player in Twins history to hit 30-plus doubles, 35-plus homers and drive in over 100 runs in a season...struck out 141 times, fourth most in club history for a single season...hit 21 home runs at Target Field, most ever by a Twin in one season...ranked seventh in the AL in home runs (35) and ninth in baseball, becoming first Twin to finish in top 10 in MLB since Gary Gaetti tied for eighth with 28 home runs in 1988...posted a 14.83 at-bat per home run ratio, seventh best in baseball and 10th best in Twins history...tied for third in AL in RBI (110) and tied for fifth in baseball...posted a 4.72 at-bat per RBI ratio, third best in baseball...one of five players in baseball with 30-plus doubles, 30-plus home runs and 110-plus RBI -- the others were Ryan Braun (36 2B, 41 HR, 112 RBI), AL MVP Miguel Cabrera (40 2B, 44 HR, 139 RBI), Josh Hamilton (31 2B, 43 HR, 128 RBI) and Chase Headley (31 2B, 31 HR, 115 RBI)...won 2012 Louisville Slugger Silver Slugger award, becoming the sixth Twin to win the award and second outfielder, the other being Kirby Puckett who won it five times.

**2011:** Spent first season with Oakland after being acquired in trade from Washington for pitcher Henry Rodriguez and outfielder Corey Brown December 16, 2010...made fifth career Opening Day start and first for Oakland April 1, all coming in left field (also 2006-08 and 10)...hit second career Opening Day home run April 1 vs. Seattle (also March 31, 2008 vs. New York-NL); the home run came in first at-bat, making him the 10th player in Oakland history to homer in first at-bat with the A's (the last being Frank Thomas April 3, 2006)...recorded five RBI May 9 at Texas, his seventh career game with five-plus RBI...was suspended for one game and fined an undisclosed amount by Major League Baseball May 9 for his

actions at the conclusion of the top of eighth inning May 7 at Kansas City, serving the suspension May 13...had 10th two-homer game of career July 29 vs. Minnesota, his first since August 25, 2009 at Chicago-NL, driving in all five of A's runs that night, tying the Oakland record for most RBI in a game in which a player drove in all of the A's runs...hit third career pinch-hit home run August 20 vs. Toronto, his first since April 16, 2009 vs. Philadelphia...tied for third in American League in home runs in August (8) and tied for seventh in RBI (21)...led Athletics in home runs (29), RBI (98), strikeouts (150) and tied for first in walks (56)...was one of 13 players in American League with 25-plus doubles, 25-plus home runs and 90-plus RBI.

**2010:** Spent second season with Washington...batted .281 with 15 home runs and 46 RBI in 87 games before All-Star break, but batted .225 with one home run and 10 RBI in 27 games after the break while experiencing left knee problems...made team-leading 105 starts in left field...committed just one error in 108 games overall in outfield (.994 fielding percentage)...tied for second among National League left fielders with seven assists...had career-highs in walks (67) and on-base percentage, and matched his best in stolen bases (8-for-8)...placed on 15-day disabled list with sore left knee August 16...transferred to 60-day disabled list September 3 and had surgery on knee.

**2009:** Spent first season with Washington...batted .340 with 15 doubles, 11 homers and 24 RBI in 50 games May 5-July 12...missed a week in early June with an illness, then went on bereavement list for a week in mid-June...became 13th major leaguer and third National League player to hit two grand slams in same game (off Jeff Suppan and Mark DeFelice) July 27 at Milwaukee...the eight RBI set a Nationals (since 2005) single-game record and matched the franchise single-game mark...batted .423 (11-for-26) with three doubles, three homers, 11 RBI and five walks in six games, and was named NL co-Player of the Week August 2...went 4-for-4 with two homers and six RBI August 25 at Chicago-NL, and scored five runs in that game to match Nationals (since 2005) single-game club mark...according to the Elias Sports Bureau, only five other players have gone 4-for-4 or better in a single game, yet posted more runs and more RBI than hits: Sean Casey (4-for-4, six RBI and five runs, May 19, 1999 at Colorado), Ken Griffey Jr. (4-for-4, six RBI, and five runs, May 24, 1996 vs. New York-AL), George Foster (4-for-4, seven RBI, and five runs, April 25, 1977 at Atlanta), Rocky Colavito (4-for-4, six RBI and five runs, June 10, 1959 at Baltimore), and Lou Gehrig (4-for-4, five RBI and five runs, June 12, 1928 at Chicago-AL)...with 24 home runs, he joined Adam Dunn (38) and Ryan Zimmerman (33) to form Nationals second trio of 20-plus homer teammates...established Nationals record with five multi-homer games...tied for seventh in NL with 12 hit by pitches.

**2008:** Hit first Opening Day home run of career, playing with Florida, March 31 vs. New York-NL off Johan Santana...posted 12-game hitting streak April 12-24...was batting .341 with six home runs and 16 RBI in 25 games before missing 50 games due to a stint on the disabled list with a lower back strain April 28-June 23...hit two home runs, including a walk-off 10th-inning solo shot in a 6-5 win June 30 against Washington...homered in four straight games for first time in career September 22-26...traded to Washington along with pitcher Scott Olsen in exchange for pitcher P.J. Dean, and infielders Emilio Bonifacio and Jake Smolinski November 10.

**2007:** Made Marlins Opening Day roster for first time in career and spent entire season with Florida...hit Marlin's only walk-off home run of season May 10 vs. Los Angeles-NL...went 5-for-5 and had walk-off RBI-single in 10th inning July 1 vs. Atlanta...hit two grand slams, including first of career August 11 at New York-NL off Guillermo Mota...posted a hit in six straight at-bats June 30-July 1...recorded six RBI August 23 at St. Louis...tied for eighth in NL with team-leading nine outfield assists.

**2006:** Earned Rookie of the Year consideration along with teammates Hanley Ramirez (winner), Dan Uggla, Josh Johnson and Scott Olsen...teamed with Uggla (27) and Mike Jacobs (20) to form second trio of rookie teammates in MLB history to hit 20-or-more homers (the other trio was Gary Gaetti, Kent Hrbek and Tom Brunansky of 1982 Twins)...joined Uggla as only second pair of rookie teammates to hit 25-plus home runs (Al Rosen and Luke Easter, 1950 Indians)...spent two weeks on disabled list with sprained left hand June 7-22.

**2005:** Started the season with Triple-A Albuquerque (Florida)...hit .344 with six doubles, 12 home runs, 29 RBI and 20 walks in May, and was named Florida's organizational Player of the Month...named *Topps* minor league Player of the Month in May...earned PCL Player of the Week honors June 12 after hitting .550 with three doubles, three home runs and eight RBI...recalled by Florida June 24...named a PCL midseason All-Star and selected to play in XM Futures Game, but did not play in either due to major league recall...led Pacific Coast League with 19 home runs at time of promotion...placed on 15-day disabled list with stress fracture in left forearm June 30-September 2.

**2004:** Started season with Double-A Carolina...recalled by Florida for first time and made major league debut July 6 vs. Pittsburgh...went 2-for-2 with two walks in second major league game July 7 against Pittsburgh, singling off Brian Meadows in sixth inning for first hit...hit first career homer July 18 at Pittsburgh off Oliver Perez...named a Double-A postseason All-Star catcher by *Baseball America*.

**2003:** Split time between Single-A Jupiter, Double-A Carolina and GCL Marlins (rehab assignment)...was Florida State League All-Star for second consecutive season...placed on disabled list twice with right knee inflammation...participated in Arizona Fall League and hit .313 with three home runs and 11 RBI in 22 games with Peoria Saguaros.

**2002:** Spent season with Single-A Jupiter...was Florida State League All-Star...tied for third in FSL in slugging percentage and tied for fifth in on-base percentage (.394).

**2001:** Spent entire season with Single-A Kane County...named to Single-A Midwest League All-Star team...stole a team-high 24 bases in 26 attempts (92.3%)...successfully stole 23 straight bases April 30-August 22.

**2000:** Began professional career with Single-A Utica...posted .400 on-base percentage, including 39 walks in 65 games.

**PROFESSIONAL:** Florida's 17th round pick in the 2000 First-Year Player Draft; signed by scout Larry Keller.

## 2013

Hits: 2, 16x, last 9/20 at OAK

RBI: 4, 5/23 at DET

Hit-Streak: 6, 6/23-30

HR: 2, 2x, last 9/10 vs. OAK

Grand Slams: --

SB: 1, 4/27 vs. TEX

## WILLINGHAM'S GAME HIGHS

Hits: 5, 7/1/07 vs. ATL

RBI: 8, 7/27/09 at MIL

Hit-Streak: 15, 2x, last 5/27-6/13/12

## CAREER

HR: 2, 14x, last 9/10/13 vs. OAK

Grand Slams: 5, 4/11/10 at NYM


SB: 2, 2x, last 4/15/08 vs. ATL

## WILLINGHAM'S PLAYING RECORD

| YEAR                          | CLUB        | AVG         | G           | AB          | R          | H          | 2B         | 3B        | HR         | RBI        | SH       | SF        | HB         | BB         | SO         | SB        | CS        | E         | OBP         |
|-------------------------------|-------------|-------------|-------------|-------------|------------|------------|------------|-----------|------------|------------|----------|-----------|------------|------------|------------|-----------|-----------|-----------|-------------|
| 2000                          | Utica       | .263        | 65          | 205         | 37         | 54         | 16         | 0         | 6          | 29         | 1        | 2         | 9          | 39         | 55         | 9         | 5         | 2         | .400        |
| 2001                          | Kane County | .259        | 97          | 320         | 57         | 83         | 20         | 2         | 7          | 36         | 0        | 4         | 13         | 53         | 85         | 24        | 2         | 15        | .382        |
| 2002                          | Jupiter     | .274        | 107         | 376         | 72         | 103        | 21         | 4         | 17         | 69         | 0        | 2         | 13         | 63         | 88         | 18        | 5         | 9         | .394        |
| 2003                          | Jupiter     | .264        | 59          | 193         | 46         | 51         | 17         | 1         | 12         | 34         | 0        | 3         | 9          | 46         | 42         | 9         | 2         | 2         | .422        |
|                               | GCL Marlins | .429        | 2           | 7           | 3          | 3          | 1          | 0         | 1          | 3          | 0        | 0         | 0          | 1          | 2          | 0         | 0         | 0         | .500        |
|                               | Carolina    | .299        | 22          | 67          | 15         | 20         | 2          | 1         | 5          | 14         | 0        | 0         | 3          | 13         | 20         | 0         | 0         | 0         | .434        |
| 2004                          | FLORIDA     | .200        | 12          | 25          | 2          | 5          | 0          | 0         | 1          | 1          | 0        | 0         | 0          | 4          | 8          | 0         | 0         | 1         | .310        |
|                               | Carolina    | .281        | 112         | 338         | 81         | 95         | 24         | 0         | 24         | 76         | 1        | 7         | 18         | 91         | 87         | 6         | 3         | 5         | .449        |
| 2005                          | Jupiter     | .222        | 2           | 9           | 1          | 2          | 1          | 0         | 0          | 1          | 0        | 0         | 1          | 0          | 2          | 0         | 0         | 0         | .300        |
|                               | Albuquerque | .324        | 66          | 219         | 56         | 71         | 14         | 3         | 19         | 54         | 0        | 4         | 9          | 47         | 54         | 5         | 1         | 5         | .455        |
|                               | FLORIDA     | .304        | 16          | 23          | 3          | 7          | 1          | 0         | 0          | 4          | 1        | 0         | 2          | 2          | 5          | 0         | 0         | 0         | .407        |
| 2006                          | Carolina    | .250        | 2           | 8           | 0          | 2          | 0          | 0         | 0          | 0          | 0        | 0         | 0          | 0          | 3          | 0         | 0         | 0         | .250        |
|                               | FLORIDA     | .277        | 142         | 502         | 62         | 139        | 28         | 2         | 26         | 74         | 0        | 6         | 11         | 54         | 109        | 2         | 0         | 7         | .356        |
| 2007                          | FLORIDA     | .265        | 144         | 521         | 75         | 138        | 32         | 4         | 21         | 89         | 0        | 1         | 16         | 66         | 122        | 8         | 1         | 3         | .364        |
| 2008                          | Carolina    | .231        | 8           | 26          | 6          | 6          | 2          | 0         | 0          | 5          | 0        | 0         | 2          | 2          | 5          | 0         | 0         | 1         | .333        |
|                               | FLORIDA     | .254        | 102         | 351         | 54         | 89         | 21         | 5         | 15         | 51         | 1        | 2         | 14         | 48         | 82         | 3         | 2         | 0         | .364        |
| 2009                          | WASHINGTON  | .260        | 133         | 427         | 70         | 111        | 29         | 0         | 24         | 61         | 0        | 2         | 12         | 61         | 104        | 4         | 3         | 7         | .367        |
| 2010                          | WASHINGTON  | .268        | 114         | 370         | 54         | 99         | 19         | 2         | 16         | 56         | 0        | 4         | 9          | 67         | 85         | 8         | 0         | 1         | .389        |
| 2011                          | Sacramento  | .200        | 2           | 5           | 1          | 1          | 0          | 0         | 1          | 2          | 0        | 0         | 0          | 2          | 2          | 0         | 0         | 0         | .429        |
|                               | OAKLAND     | .246        | 136         | 488         | 69         | 120        | 26         | 0         | 29         | 98         | 0        | 8         | 11         | 56         | 150        | 4         | 1         | 2         | .332        |
| 2012                          | MINNESOTA   | .260        | 145         | 519         | 85         | 135        | 30         | 1         | 35         | 110        | 0        | 6         | 14         | 76         | 141        | 3         | 2         | 4         | .366        |
| 2013                          | Rochester   | .111        | 3           | 9           | 1          | 1          | 0          | 0         | 1          | 1          | 0        | 0         | 0          | 2          | 2          | 0         | 0         | 0         | .273        |
|                               | MINNESOTA   | .208        | 111         | 389         | 42         | 81         | 20         | 0         | 14         | 48         | 0        | 2         | 14         | 66         | 128        | 1         | 0         | 1         | .342        |
| <b>Minor League Totals</b>    |             | <b>.276</b> | <b>547</b>  | <b>1782</b> | <b>376</b> | <b>492</b> | <b>118</b> | <b>11</b> | <b>93</b>  | <b>324</b> | <b>2</b> | <b>22</b> | <b>77</b>  | <b>359</b> | <b>447</b> | <b>71</b> | <b>18</b> | <b>39</b> | <b>.414</b> |
| <b>National League Totals</b> |             | <b>.265</b> | <b>663</b>  | <b>2219</b> | <b>320</b> | <b>588</b> | <b>130</b> | <b>13</b> | <b>103</b> | <b>336</b> | <b>2</b> | <b>15</b> | <b>64</b>  | <b>302</b> | <b>515</b> | <b>25</b> | <b>6</b>  | <b>19</b> | <b>.367</b> |
| <b>American League Totals</b> |             | <b>.241</b> | <b>392</b>  | <b>1396</b> | <b>196</b> | <b>336</b> | <b>76</b>  | <b>1</b>  | <b>78</b>  | <b>256</b> | <b>0</b> | <b>16</b> | <b>39</b>  | <b>198</b> | <b>419</b> | <b>8</b>  | <b>3</b>  | <b>7</b>  | <b>.347</b> |
| <b>Major League Totals</b>    |             | <b>.256</b> | <b>1055</b> | <b>3615</b> | <b>516</b> | <b>924</b> | <b>206</b> | <b>14</b> | <b>181</b> | <b>592</b> | <b>2</b> | <b>31</b> | <b>103</b> | <b>500</b> | <b>934</b> | <b>33</b> | <b>9</b>  | <b>26</b> | <b>.359</b> |

## WILLINGHAM'S CAREER FIELDING RECORD

| POSITION      | PCT         | G          | PO          | A         | E         | TC          | DP       | PB       |
|---------------|-------------|------------|-------------|-----------|-----------|-------------|----------|----------|
| Outfield      | .984        | 884        | 1507        | 44        | 25        | 1576        | 8        | —        |
| Catcher       | .980        | 15         | 48          | 1         | 1         | 50          | 0        | 4        |
| First Base    | 1.000       | 3          | 5           | 0         | 0         | 5           | 0        | —        |
| <b>Totals</b> | <b>.984</b> | <b>902</b> | <b>1560</b> | <b>45</b> | <b>26</b> | <b>1631</b> | <b>8</b> | <b>4</b> |



# VANCE WORLEY

RIGHT-HANDED PITCHER

# 49

HEIGHT/WEIGHT: 6-2/230

BORN: 9/25/87 in Sacramento, CA

RESIDES: Sacramento, CA

ACQUIRED: Trade with Philadelphia, 12/6/12

M.L. SERVICE: 2 years, 33 days

CONTRACT STATUS: Signed thru 2013

BATS/THROWS: R/R

AGE: 26

**PERSONAL:** Vance Richard Worley (pronounced WOAR-lee)...2005 graduate of CK McClatchy (CA) High School where he was a three-year varsity letter-winner in baseball, three-time first team All-Metro League selection and two-time All-City pick...named second team All-State and Sacramento Bee's first team as a junior...attended Long Beach State (CA) University from 2005-08, majoring in criminal justice.

## 2013:

- Acquired by the Twins from Philadelphia in December along with right-handed pitcher Trevor May in exchange for outfielder Ben Revere.
- Was the Twins Opening Day starter April 1 vs. Detroit, allowing three runs on eight hits in 6.0 innings pitched and was dealt the loss.
- Won his first game as a Twin May 11 vs. Baltimore, allowed five runs on 11 hits in 5.1 innings pitched, snapped a four-game losing streak to start the season.
- Allowed eight runs May 22 at Atlanta, raising his ERA to 7.21 and was optioned to Triple-A Rochester after the start.
- Pitched a complete game shutout in his first start with the Red Wings May 27 vs. Lehigh Valley, allowing five hits and four walks, earning the win.
- Went 5-0, 3.21 ERA (33.2 IP, 12 ER) in his final five starts of the season June 17-July 7, including back-to-back complete games; the first being a 7.0-inning shutout with one run allowed June 17 at Scranton-Wilkes-Barre, the second being a 9.0-inning complete game shutout June 22 at Louisville.
- Named International League Pitcher of the Week June 24.
- Had an MRI on his right shoulder at the end of August, did not reveal problems but was shut down for the rest of the season.

**2012:** Made Phillies Opening Day roster for the first time in career...posted a 13.0 inning scoreless streak April 14-24...recorded a career-high 11 strikeouts April 19 at San Diego...went 2-1, 1.97 (32.0 IP, 7 ER) in five April starts...placed on the 15-day disabled list with right elbow inflammation (bone chips) May 16-June 3...did not strike out a batter for the first time in career August 1 at Washington (7.0 IP); had recorded at least one strikeout in each of first 48 career appearances (41 starts)...placed on the disabled list with loose bodies in right elbow August 29 through the end of season; had surgery to remove loose body and bone spur September 7...pitched 6.0-plus innings in 16 of 23 starts.

**2011:** Began season with Triple-A Lehigh Valley (Phillies)...recalled by Philadelphia four times during the season...won an NL-best nine straight decisions June 29-September 6 (12 GS, 9-0, 2.87 ERA during the stretch), was the longest streak ever by a Phillies rookie pitcher and tied for the fourth longest in franchise history...recorded first major league hit singling off Mike Pelfrey April 29 vs. New York-NL...tossed first career complete game July 26 vs. San Francisco...won five straight starts June 29-July 26, tying the longest streak by any major league rookie pitcher in 2011; was also the first Phillies rookie since Charles Hudson July 20-August 8, 1983...led all rookie pitchers in hits (10) and RBI (5)...finished third in National League Rookie of the Year balloting with 40 total points (8 second-place votes and 16 third-place votes) behind Atlanta's Craig Kimbrel and Freddie Freeman...led NL rookies in ERA (3.01), second in wins (11), third in batting average against (.237), fourth in starts (21) and strikeouts (119), and fifth in innings (131.2)...the Phillies went 16-5 (.762) in 21 starts -- the best team winning percentage for any starter in the majors (min. 20 starts).

**2010:** Began season with Double-A Reading...named Phillies minor league Pitcher of the Month for July, going 3-0, 0.93, (29.0 IP, 3 ER) in four starts...named Phillies minor league Pitcher of the Week July 12-18...named to Eastern League All-Star team...had contract selected by Philadelphia July 21...made major league debut with 1.0 scoreless inning of relief July 24 vs. Colorado; optioned to Lehigh Valley following the game...posted a 29.0-inning scoreless streak between Reading and Lehigh Valley July 9-August 1...made first major league start in Game 1 of a doubleheader September 6 vs. Florida, allowing two run in 5.0 innings and was dealt the loss...earned first major league win with 1.0 scoreless inning of relief September 19 vs. Washington.

**2009:** Spent season with Double-A Reading...twice named Phillies minor league Pitcher of the Week -- May 4-10 and July 14-20...selected to Eastern League midseason All-Star team...finished fourth in the Eastern League in innings pitched (153.1).

**2008:** Began professional career at Single-A Williamsport...promoted to Single-A Lakewood July 5...struck out nine batters in final start of the season August 30 vs. Delmarva.

**AMATEUR CAREER:** Pitched at Long Beach State from 2006-08, going 12-13, 3.99 (230.0 IP, 102 ER) with 52 walks and 145 strikeouts in 47 career games (32 starts)...went 7-4, 4.27 (103.1 IP, 49 ER) with 12 walks, 70 strikeouts and three complete games in 15 starts as a junior in 2008...played in the Cape Cod League in 2005 and was ranked 27th best prospect in the league by *Baseball America*...ranked in Top-50 freshman by *Baseball America* in 2006.

**PROFESSIONAL:** Philadelphia's third round pick in the 2008 First-Year Player Draft; signed by scout Tim Kisser...originally selected by Philadelphia in the 20th round of the 2005 First-Year Player Draft.

| 2013                        |                        | WORLEY'S GAME HIGHS        |                                   |  |  |  | CAREER |  |  |  |  |
|-----------------------------|------------------------|----------------------------|-----------------------------------|--|--|--|--------|--|--|--|--|
| IP: 7.0, 4/20 at CWS        | Walks: 3, 5/17 vs. BOS | IP: 9.0, 7/26/11 vs. SF    | Walks: 4, 6x, last 7/8/12 vs. ATL |  |  |  |        |  |  |  |  |
| SO: 7, 4/20 at CWS          | CG: --                 | SO: 11, 4/19/12 at SD      | CG: 1, 7/26/11 vs. SF             |  |  |  |        |  |  |  |  |
| Win-Streak: 1, 5/11 vs. BAL | Low-Hit: --            | Win-Streak: 9, 6/29-9/6/11 | Low-Hit: 3, 7/26/11 vs. SF        |  |  |  |        |  |  |  |  |

## WORLEY'S PITCHING RECORD

| YEAR                          | CLUB          | W-L          | ERA         | G         | GS        | CG       | SH       | SV       | IP           | H          | R          | ER         | HR        | HB        | BB         | SO         | WP       | BK       | BAA         |
|-------------------------------|---------------|--------------|-------------|-----------|-----------|----------|----------|----------|--------------|------------|------------|------------|-----------|-----------|------------|------------|----------|----------|-------------|
| 2008                          | Williamsport  | 0-0          | 1.13        | 2         | 2         | 0        | 0        | 0        | 8.0          | 3          | 1          | 1          | 0         | 0         | 1          | 8          | 0        | 0        | .120        |
|                               | Lakewood      | 3-2          | 2.66        | 11        | 11        | 0        | 0        | 0        | 61.0         | 58         | 25         | 18         | 4         | 3         | 7          | 53         | 3        | 0        | .247        |
| 2009                          | Reading       | 7-12         | 5.34        | 27        | 27        | 0        | 0        | 0        | 153.1        | 163        | 102        | 91         | 17        | 5         | 49         | 100        | 2        | 1        | .275        |
| 2010                          | Reading       | 9-4          | 3.20        | 19        | 19        | 1        | 1        | 0        | 112.2        | 114        | 48         | 40         | 9         | 3         | 36         | 83         | 1        | 0        | .264        |
|                               | Lehigh Valley | 1-3          | 3.77        | 8         | 8         | 0        | 0        | 0        | 45.1         | 46         | 19         | 19         | 3         | 1         | 10         | 36         | 1        | 0        | .264        |
|                               | PHILADELPHIA  | 1-1          | 1.38        | 5         | 2         | 0        | 0        | 0        | 13.0         | 8          | 2          | 2          | 1         | 0         | 4          | 12         | 1        | 0        | .178        |
| 2011                          | Lehigh Valley | 5-2          | 2.31        | 9         | 9         | 1        | 0        | 0        | 50.2         | 41         | 13         | 13         | 5         | 2         | 12         | 50         | 1        | 0        | .219        |
|                               | PHILADELPHIA  | 11-3         | 3.01        | 25        | 21        | 1        | 0        | 0        | 131.2        | 116        | 47         | 44         | 10        | 3         | 46         | 119        | 2        | 1        | .237        |
| 2012                          | PHILADELPHIA  | 6-9          | 4.20        | 23        | 23        | 0        | 0        | 0        | 133.0        | 154        | 69         | 62         | 12        | 6         | 47         | 107        | 1        | 0        | .296        |
| 2013                          | MINNESOTA     | 1-5          | 7.21        | 10        | 10        | 0        | 0        | 0        | 48.2         | 82         | 43         | 39         | 9         | 3         | 15         | 25         | 1        | 0        | .381        |
|                               | Rochester     | 6-3          | 3.88        | 9         | 9         | 3        | 1        | 0        | 58.0         | 65         | 31         | 25         | 3         | 1         | 17         | 34         | 1        | 0        | .281        |
| <b>Minor League Totals</b>    |               | <b>31-26</b> | <b>3.81</b> | <b>85</b> | <b>85</b> | <b>5</b> | <b>2</b> | <b>0</b> | <b>489.0</b> | <b>490</b> | <b>239</b> | <b>207</b> | <b>41</b> | <b>15</b> | <b>132</b> | <b>364</b> | <b>9</b> | <b>1</b> | <b>.261</b> |
| <b>American League Totals</b> |               | <b>1-5</b>   | <b>7.21</b> | <b>10</b> | <b>10</b> | <b>0</b> | <b>0</b> | <b>0</b> | <b>48.2</b>  | <b>82</b>  | <b>43</b>  | <b>39</b>  | <b>9</b>  | <b>3</b>  | <b>15</b>  | <b>25</b>  | <b>1</b> | <b>0</b> | <b>.381</b> |
| <b>National League Totals</b> |               | <b>18-13</b> | <b>3.50</b> | <b>53</b> | <b>46</b> | <b>1</b> | <b>0</b> | <b>0</b> | <b>277.2</b> | <b>278</b> | <b>118</b> | <b>108</b> | <b>23</b> | <b>9</b>  | <b>97</b>  | <b>238</b> | <b>4</b> | <b>1</b> | <b>.263</b> |
| <b>Major League Totals</b>    |               | <b>19-18</b> | <b>4.05</b> | <b>63</b> | <b>56</b> | <b>1</b> | <b>0</b> | <b>0</b> | <b>326.1</b> | <b>360</b> | <b>161</b> | <b>147</b> | <b>32</b> | <b>12</b> | <b>112</b> | <b>263</b> | <b>5</b> | <b>1</b> | <b>.283</b> |

## WORLEY'S CAREER FIELDING RECORD

| POSITION | PCT  | G  | PO | A  | E | TC | DP | PB |
|----------|------|----|----|----|---|----|----|----|
| Pitcher  | .971 | 63 | 14 | 53 | 2 | 69 | 5  | —  |

## WORLEY'S BATTING RECORD

| BATTING | AVG  | AB | R | H  | 2B | 3B | HR | RBI | SH | SF | HB | BB | SO | SB | CS | OBP  |
|---------|------|----|---|----|----|----|----|-----|----|----|----|----|----|----|----|------|
| Career  | .151 | 86 | 4 | 13 | 2  | 0  | 0  | 7   | 9  | 0  | 0  | 1  | 30 | 0  | 0  | .161 |

## WORLEY'S DIVISION SERIES PITCHING RECORD

| YEAR | OPPONENT  | W-L | ERA  | G | GS | CG | SH | SV | IP  | H | R | ER | HR | HB | BB | SO | WP | BK | BAA  |
|------|-----------|-----|------|---|----|----|----|----|-----|---|---|----|----|----|----|----|----|----|------|
| 2011 | St. Louis | 0-0 | 6.75 | 2 | 0  | 0  | 0  | 0  | 1.1 | 3 | 1 | 1  | 0  | 0  | 1  | 0  | 0  | 0  | .429 |

## WORLEY'S DAY-BY-DAY

| Date                  | Opp.       | Dec.        | IP        | H         | R         | ER       | HR        | BB        | SO              | IR/IRS |
|-----------------------|------------|-------------|-----------|-----------|-----------|----------|-----------|-----------|-----------------|--------|
| April 1               | DET        | L(0-1)      | 6.0       | 8         | 3         | 3        | 0         | 1         | 3               | --     |
| April 6               | @BAL       | ND          | 5.0       | 10        | 5         | 4        | 0         | 1         | 2               | --     |
| April 12              | NYM        | L(0-2)      | 1.0       | 7         | 9         | 7        | 0         | 2         | 1               | --     |
| April 20              | @CWS       | ND          | 7.0       | 5         | 1         | 1        | 1         | 2         | 7               | --     |
| April 25              | TEX        | L(0-3)      | 5.0       | 6         | 2         | 2        | 0         | 2         | 3               | --     |
| April 30              | @DET       | L(0-4)      | 4.2       | 10        | 6         | 6        | 3         | 1         | 1               | --     |
| <b>APRIL TOTALS</b>   | <b>0-4</b> | <b>28.2</b> | <b>46</b> | <b>26</b> | <b>23</b> | <b>4</b> | <b>9</b>  | <b>17</b> | <b>7.22 ERA</b> |        |
| May 6                 | @BOS       | ND          | 5.0       | 9         | 3         | 3        | 1         | 0         | 3               | --     |
| May 11                | BAL        | W(1-4)      | 5.1       | 11        | 5         | 5        | 1         | 1         | 1               | --     |
| May 17                | BOS        | ND          | 6.0       | 6         | 1         | 0        | 0         | 3         | 1               | --     |
| May 22                | @ATL       | L(1-5)      | 3.2       | 10        | 8         | 8        | 3         | 2         | 3               | --     |
| <b>MAY TOTALS</b>     | <b>1-1</b> | <b>20.0</b> | <b>36</b> | <b>17</b> | <b>16</b> | <b>5</b> | <b>6</b>  | <b>8</b>  | <b>7.20 ERA</b> |        |
| <b>PRE-ASG TOTALS</b> | <b>1-5</b> | <b>48.2</b> | <b>82</b> | <b>43</b> | <b>39</b> | <b>9</b> | <b>15</b> | <b>25</b> | <b>7.21 ERA</b> |        |
| <b>SEASON TOTALS</b>  | <b>1-5</b> | <b>48.2</b> | <b>82</b> | <b>43</b> | <b>39</b> | <b>9</b> | <b>15</b> | <b>25</b> | <b>7.21 ERA</b> |        |

## TWINS FINAL 2013 ROSTER

|       | FIRST-YEAR PLAYER DRAFT (12)  | VIA TRADE (5)  | SIGNED AS FREE AGENT (19)  | RULE-5 DRAFT (2)    | CLAIMED OFF WAIVERS (4)  |
|-------|---|--|--|---------------------|--|
| 2001: | Joe Mauer (1st round)   |  |  |                     |  |
| 2004: | Glen Perkins (1st round)<br>Trevor Plouffe (1st round)<br>Anthony Swarzak (2nd round) |  |  |                     |  |
| 2005: | Brian Duensing (3rd round)  |  |  |                     |  |
| 2006: | Chris Parmelee (1st round)  |  | Cole De Vries<br>Josmil Pinto  |                     |  |
| 2007: |   |  | Oswaldo Arcia<br>Liam Hendriks<br>Danny Santana  |                     |  |
| 2008: | B.J. Hermesen (6th round)<br>Aaron Hicks (1st round)<br>Michael Tonkin (30th round)   |  |  |                     |  |
| 2009: | Brian Dozier (8th round)<br>Kyle Gibson (1st round)<br>Chris Herrmann (6th round)     |  |  |                     |  |
| 2010: |   |  |  | Scott Diamond (ATL) |  |
| 2011: |   |  | Andrew Albers<br>Jared Burton<br>Samuel Deduno<br>Ryan Doumit<br>Wilkin Ramirez<br>Caleb Thielbar<br>Josh Willingham |                     | Pedro Florimon (BAL)   |
| 2012: |   | Pedro Hernandez (CWS)<br>Eduardo Escobar (CWS)<br>Trevor May (PHI)<br>Vance Worley (PHI) | Doug Bernier<br>Chris Colabello<br>Kevin Correia<br>Casey Fien<br>Eric Fryer<br>Shairon Martis<br>Mike Pelfrey       | Ryan Pressly (BOS)  | Josh Roenicke (COL)<br>Darin Mastroianni (TOR)<br>Clete Thomas (DET) |
| 2013: |   | Alex Presley (PIT)   |  |                     |  |

\*LIST INCLUDES 40-MAN ROSTER AND DISABLED PLAYERS (AS OF OCTOBER 1)

# PLAYERS

WHO DID NOT FINISH WITH TWINS

2013 MINNESOTA TWINS SEASON SUMMARY





# DREW BUTERA

# 41

**CATCHER**

**HEIGHT/WEIGHT:** 6-1/201  
**BORN:** 8/9/83 in Evansville, IN  
**RESIDES:** Lake Mary, FL

**BATS/THROWS:** R/R  
**AGE:** 30

**ORIGINALLY ACQUIRED:** Trade with New York-NL, 7/30/07  
**M.L. SERVICE:** 3 years, 18 days

**PERSONAL:** Andrew Edward Butera (pronounced byoo-TAIR-uh)...2002 graduate of Bishop Moore (FL) High School where he played baseball and golf...attended University of Central Florida...was a semifinalist for the Johnny Bench Award in 2005, given to the nation's top collegiate catcher, but was beaten out by USC's Jeff Clement...batted .325 (67-for-206) with 13 doubles, five home runs, and 41 RBI in 60 games in senior season in 2005... father Sal, who is now a major league scout for Toronto, played in major leagues from 1980-88, including with the Twins from 1980-82 and 1987.

**2013:**

- Played for Team Italy in the World Baseball Classic, batting .188 (3-for-16) with one home run and four RBI in four games.
- Played 27 games for Triple-A Rochester, batting .218 (19-for-87) with two doubles, two home runs and 10 RBI.
- Recalled by Minnesota July 24 when Joe Mauer was placed on the Paternity List...optioned back July 28.
- Traded to Los Angeles-NL in exchange for Player to be Named Later (right-handed pitcher Miguel Sulbaran) July 31.

**BUTERA'S PLAYING RECORD**

| YEAR                          | CLUB           | AVG  | G   | AB   | R   | H   | 2B | 3B | HR | RBI | SH | SF | HB | BB  | SO  | SB | CS | E  | OBP  |
|-------------------------------|----------------|------|-----|------|-----|-----|----|----|----|-----|----|----|----|-----|-----|----|----|----|------|
| 2005                          | Brooklyn       | .217 | 55  | 175  | 13  | 38  | 9  | 1  | 1  | 23  | 1  | 4  | 2  | 22  | 33  | 1  | 0  | 12 | .305 |
| 2006                          | Hagerstown     | .186 | 95  | 295  | 24  | 55  | 13 | 0  | 5  | 38  | 5  | 6  | 7  | 42  | 72  | 1  | 0  | 9  | .297 |
| 2007                          | St. Lucie      | .258 | 52  | 182  | 22  | 47  | 14 | 0  | 5  | 22  | 0  | 2  | 2  | 24  | 28  | 0  | 1  | 4  | .348 |
|                               | Binghamton     | .188 | 30  | 117  | 7   | 22  | 2  | 0  | 1  | 4   | 1  | 0  | 1  | 2   | 22  | 0  | 0  | 5  | .208 |
|                               | New Britain    | .260 | 17  | 50   | 3   | 13  | 3  | 1  | 0  | 3   | 1  | 0  | 0  | 5   | 5   | 0  | 0  | 2  | .327 |
| 2008                          | New Britain    | .219 | 96  | 302  | 39  | 66  | 18 | 1  | 7  | 39  | 4  | 4  | 6  | 35  | 55  | 0  | 1  | 6  | .308 |
| 2009                          | Rochester      | .211 | 99  | 298  | 23  | 63  | 16 | 1  | 2  | 25  | 8  | 3  | 2  | 22  | 49  | 0  | 1  | 7  | .268 |
| 2010                          | MINNESOTA      | .197 | 49  | 142  | 12  | 28  | 6  | 1  | 2  | 13  | 3  | 2  | 4  | 4   | 25  | 0  | 0  | 5  | .237 |
| 2011                          | MINNESOTA      | .167 | 93  | 234  | 19  | 39  | 9  | 1  | 2  | 23  | 6  | 1  | 2  | 11  | 42  | 0  | 0  | 5  | .210 |
| 2012                          | Rochester      | .279 | 15  | 43   | 6   | 12  | 3  | 0  | 1  | 5   | 1  | 1  | 0  | 3   | 9   | 0  | 0  | 1  | .319 |
|                               | MINNESOTA      | .198 | 42  | 111  | 7   | 22  | 6  | 0  | 1  | 5   | 0  | 0  | 2  | 9   | 26  | 0  | 0  | 1  | .270 |
| 2013                          | Rochester      | .218 | 27  | 87   | 8   | 19  | 2  | 0  | 2  | 10  | 1  | 2  | 2  | 2   | 15  | 0  | 0  | 2  | .247 |
|                               | Albuquerque    | .135 | 16  | 52   | 3   | 7   | 3  | 1  | 0  | 3   | 1  | 0  | 0  | 4   | 14  | 0  | 0  | 0  | .196 |
|                               | MINNESOTA      | .000 | 2   | 3    | 0   | 0   | 0  | 0  | 0  | 0   | 0  | 0  | 0  | 0   | 1   | 0  | 0  | 0  | .000 |
|                               | LOS ANGELES-NL | .143 | 4   | 7    | 0   | 1   | 0  | 0  | 0  | 0   | 0  | 0  | 0  | 0   | 4   | 0  | 0  | 0  | .143 |
| <b>Minor League Totals</b>    |                | .214 | 502 | 1601 | 148 | 342 | 83 | 5  | 24 | 172 | 23 | 22 | 22 | 161 | 302 | 2  | 3  | 48 | .291 |
| <b>American League Totals</b> |                | .182 | 186 | 490  | 38  | 89  | 21 | 2  | 5  | 41  | 9  | 3  | 8  | 24  | 94  | 0  | 0  | 11 | .230 |
| <b>National League Totals</b> |                | .143 | 4   | 7    | 0   | 1   | 0  | 0  | 0  | 0   | 0  | 0  | 0  | 0   | 4   | 0  | 0  | 0  | .143 |
| <b>Major League Totals</b>    |                | .181 | 190 | 497  | 38  | 90  | 21 | 2  | 5  | 41  | 9  | 3  | 8  | 24  | 98  | 0  | 0  | 11 | .229 |

# JAMEY CARROLL

**INFIELDER**

**HEIGHT/WEIGHT:** 5-11/175  
**BORN:** 2/18/74 in Evansville, IN  
**RESIDES:** Rockledge, FL

**BATS/THROWS:** R/R  
**AGE:** 39

**ORIGINALLY ACQUIRED:** Signed as free agent, 11/16/11  
**M.L. SERVICE:** 11 years, 20 days

**PERSONAL:** Jamey Blake Carroll...wife Kim...son Cole Patrick (2/27/08) and daughter Mackenzie Joyce (2/27/08), who are twins...1992 graduate of Castle High School in Newburgh, IN...attended University of Evansville (IN), where he earned bachelor's degree in exercise science...younger brother Wes is head baseball coach at the University of Evansville...taught at The Players Trust's City Clinic at the MLB Urban Youth Academy in Compton, CA August 19, 2010...was featured in an episode of ESPN's Sports Science in 2010...in conjunction with Jamey's T.W.O. Foundation, he spent much of 2005-06 off-season spearheading relief efforts in his hometown of Newburgh, which was devastated by a tornado November 6, 2005...his jersey number 3 was retired by the Ottawa Lynx of Triple-A International League August 14, 2003...he is also a member of Evansville, IN Hall of Fame.

**2013:**

- Spent his second season with the Twins.
- Recorded two three-hit games: May 15 vs. Chicago-AL and May 23 at Detroit.
- Drew his 400th career walk May 27 at Milwaukee.
- Scored his 550th career run July 6 at Toronto.
- Pitched 1.0 scoreless inning of relief, retiring all three batters faced and throwing just nine pitches August 5 at Kansas City...became seventh different position player to pitch for Twins (10th time), first since Drew Butera did so May 20, 2012 at Milwaukee...it also marked Carroll's seventh different position in the field for his career.
- Traded to Kansas City August 11, for a Player to be Named Later or cash.

**CARROLL'S PLAYING RECORD**

| YEAR | CLUB                   | AVG  | G    | AB   | R   | H    | 2B  | 3B | HR | RBI | SH | SF | HB | BB  | SO  | SB  | CS | E    | OBP  |
|------|------------------------|------|------|------|-----|------|-----|----|----|-----|----|----|----|-----|-----|-----|----|------|------|
| 1996 | Vermont                | .276 | 54   | 203  | 40  | 56   | 6   | 1  | 0  | 17  | 3  | 2  | 0  | 29  | 25  | 16  | 11 | 9    | .363 |
| 1997 | West Palm Beach        | .243 | 121  | 407  | 56  | 99   | 19  | 1  | 0  | 38  | 8  | 4  | 4  | 43  | 48  | 17  | 11 | 22   | .319 |
| 1998 | Jupiter                | .261 | 55   | 222  | 40  | 58   | 5   | 0  | 0  | 14  | 2  | 1  | 5  | 24  | 26  | 11  | 4  | 6    | .345 |
|      | Harrisburg             | .253 | 75   | 261  | 43  | 66   | 11  | 3  | 0  | 20  | 2  | 5  | 4  | 29  | 11  | 5   | 17 | .365 |      |
| 1999 | Harrisburg             | .292 | 141  | 561  | 78  | 164  | 34  | 5  | 5  | 63  | 5  | 4  | 5  | 48  | 58  | 21  | 10 | 14   | .351 |
| 2000 | Ottawa                 | .278 | 91   | 349  | 53  | 97   | 17  | 2  | 2  | 23  | 6  | 2  | 2  | 33  | 32  | 6   | 3  | 13   | .342 |
|      | Harrisburg             | .290 | 45   | 169  | 23  | 49   | 5   | 3  | 0  | 18  | 1  | 1  | 0  | 12  | 13  | 8   | 2  | 6    | .335 |
| 2001 | Ottawa                 | .240 | 83   | 267  | 26  | 64   | 8   | 2  | 0  | 16  | 2  | 1  | 2  | 18  | 41  | 5   | 5  | 9    | .292 |
| 2002 | MONTREAL               | .310 | 16   | 71   | 16  | 22   | 5   | 3  | 1  | 6   | 4  | 0  | 0  | 4   | 12  | 1   | 0  | 4    | .347 |
|      | Ottawa                 | .280 | 117  | 421  | 57  | 118  | 19  | 2  | 8  | 49  | 7  | 1  | 3  | 37  | 39  | 6   | 10 | 7    | .342 |
|      | Harrisburg             | .444 | 3    | 9    | 1   | 4    | 0   | 0  | 0  | 1   | 0  | 0  | 0  | 3   | 0   | 0   | 0  | 0    | .583 |
| 2003 | MONTREAL               | .260 | 105  | 227  | 31  | 59   | 10  | 1  | 1  | 10  | 9  | 2  | 3  | 19  | 39  | 5   | 2  | 5    | .323 |
| 2004 | MONTREAL               | .289 | 102  | 218  | 36  | 63   | 14  | 2  | 0  | 16  | 2  | 3  | 1  | 32  | 21  | 5   | 1  | 3    | .378 |
| 2005 | WASHINGTON             | .251 | 113  | 303  | 44  | 76   | 8   | 1  | 0  | 22  | 13 | 3  | 5  | 34  | 55  | 3   | 4  | 5    | .333 |
| 2006 | COLORADO               | .300 | 136  | 463  | 84  | 139  | 23  | 5  | 5  | 36  | 9  | 3  | 3  | 56  | 66  | 10  | 12 | 5    | .377 |
| 2007 | COLORADO               | .225 | 108  | 227  | 45  | 51   | 9   | 1  | 2  | 22  | 6  | 3  | 4  | 28  | 34  | 6   | 2  | 4    | .317 |
| 2008 | CLEVELAND              | .277 | 113  | 347  | 60  | 96   | 13  | 4  | 1  | 36  | 10 | 2  | 9  | 34  | 65  | 7   | 3  | 9    | .355 |
| 2009 | CLEVELAND              | .276 | 93   | 315  | 53  | 87   | 10  | 2  | 2  | 26  | 3  | 1  | 3  | 36  | 63  | 4   | 2  | 4    | .355 |
|      | Columbus               | .273 | 3    | 11   | 2   | 3    | 1   | 0  | 0  | 0   | 0  | 0  | 0  | 3   | 0   | 0   | 0  | 0    | .273 |
| 2010 | LOS ANGELES-NL         | .291 | 133  | 351  | 48  | 102  | 15  | 1  | 0  | 23  | 5  | 5  | 2  | 51  | 64  | 12  | 4  | 6    | .379 |
| 2011 | LOS ANGELES-NL         | .290 | 146  | 452  | 52  | 131  | 14  | 6  | 0  | 17  | 8  | 1  | 2  | 47  | 58  | 10  | 0  | 9    | .356 |
| 2012 | MINNESOTA              | .268 | 138  | 470  | 65  | 126  | 18  | 1  | 1  | 40  | 7  | 4  | 4  | 52  | 65  | 9   | 5  | 12   | .343 |
| 2013 | MINNESOTA              | .230 | 59   | 191  | 21  | 44   | 6   | 0  | 0  | 9   | 1  | 0  | 1  | 13  | 35  | 2   | 0  | 2    | .283 |
|      | KANSAS CITY            | .111 | 14   | 36   | 5   | 4    | 3   | 0  | 0  | 1   | 2  | 2  | 1  | 4   | 4   | 0   | 1  | 0    | .190 |
|      | Minor League Totals    | .270 | 788  | 2880 | 419 | 778  | 125 | 19 | 15 | 259 | 39 | 16 | 26 | 288 | 314 | 101 | 61 | 103  | .340 |
|      | National League Totals | .278 | 859  | 2312 | 356 | 643  | 98  | 20 | 9  | 152 | 56 | 20 | 20 | 271 | 349 | 52  | 25 | 41   | .356 |
|      | American League Totals | .263 | 417  | 1359 | 204 | 357  | 50  | 7  | 4  | 113 | 22 | 9  | 17 | 139 | 232 | 22  | 11 | 27   | .337 |
|      | Major League Totals    | .272 | 1276 | 3671 | 560 | 1000 | 148 | 27 | 13 | 265 | 78 | 29 | 37 | 410 | 581 | 74  | 36 | 68   | .349 |



# JUSTIN MORNEAU

# 33

**FIRST BASEMAN**

**HEIGHT/WEIGHT:** 6-4/222

**BORN:** 5/15/81 in New Westminster, BC

**RESIDES:** St. Paul, MN

**ORIGINALLY ACQUIRED:** 3rd round, 1999 First-Year Player Draft

**M.L. SERVICE:** 9 years, 168 days

**CONTRACT STATUS:** Signed thru 2013

**BATS/THROWS:** L/R

**OPENING DAY AGE:** 32

**PERSONAL:** Justin Ernest George Morneau (pronounced MORE-no)...wife Krista (Martin)...daughter Evelyn (9/23/10), son Martin (7/21/12)...1999 graduate of New Westminster (BC) Secondary School where he played baseball, basketball and hockey...member of National Championship baseball team in 1997 and 1998...named top catcher and hitter at National Championships in 1998...New Westminster High School Athlete of the Year in 1999...played on Canadian World Junior team in 1999...played on Canadian National team in 2001 World Baseball Championship...played for Team Canada in 2006 and 2009 World Baseball Classic...started a program in 2007 where he donates \$100 per RBI to help renovate youth baseball fields across the Upper Midwest...won 2008 State Farm Home Run Derby at the All-Star game in New York-AL, hitting a total of 22 home runs in the event and defeating Texas' Josh Hamilton 5-3 in the final round.

## 2013:

- Started ninth career Opening Day April 3 vs. Detroit, his first at first base since 2012.
- Recorded 259th career double April 7 at Baltimore, tying him with Torii Hunter for fifth on the Twins all-time list...passed Hunter with his 260th April 12 vs. New York-NL, moving into sole possession of fifth place.
- Recorded his 800th career RBI with a sacrifice fly May 3 at Cleveland.
- Hit safely in 11 straight games May 5-15, batting .422 (19-for-45) with 14 RBI during that span.
- Ranked tied for fourth in the AL in May with 23 RBI.
- Recorded his 1,218th and 1,219th career hits May 7 at Boston, tying and passing Torii Hunter and moving into sole possession of eighth place on the Twins all-time list.
- Hit .315 (35-for-111) with eight doubles, 23 RBI and 15 runs scored in 28 May games...the 23 RBI were tied for sixth best in baseball for the month.
- Hit his 207th career home run June 19 vs. Chicago-AL, tying him with Kirby Puckett for fifth on Twins all-time list...passed Puckett with his 208th June 30 vs. Kansas City, moving into sole possession of fifth place.
- 19th career multi-homer game July 4 vs. New York-AL...20th multi-homer games and a season-high five RBI August 9 at Chicago-AL.
- Hit nine home runs with 21 RBI in 29 August games; nine home runs tied him for third most in baseball while 21 RBI tied him for sixth.
- Hit 220th career home run August 28 vs. Kansas City tying Tony Oliva for third on Twins all-time list...hit homer 221st August 30 at Texas, passing Oliva and moving into sole possession of third place.
- Traded to Pittsburgh August 31, in exchange for outfielder Alex Presley and a Player to be Named Later (right-handed pitcher Duke Welker).

**MORNEAU'S PLAYING RECORD**

| YEAR                          | CLUB         | AVG         | G           | AB          | R          | H           | 2B         | 3B        | HR         | RBI        | SH       | SF        | HB        | BB         | SO         | SB        | CS       | E         | OBP         |
|-------------------------------|--------------|-------------|-------------|-------------|------------|-------------|------------|-----------|------------|------------|----------|-----------|-----------|------------|------------|-----------|----------|-----------|-------------|
| 1999                          | GCL Twins    | .302        | 17          | 53          | 3          | 16          | 5          | 0         | 0          | 9          | 1        | 1         | 1         | 2          | 6          | 0         | 1        | 0         | .333        |
| 2000                          | GCL Twins    | .402        | 52          | 194         | 47         | 78          | 21         | 0         | 10         | 58         | 0        | 2         | 0         | 30         | 18         | 3         | 1        | 3         | .478        |
|                               | Elizabethton | .217        | 6           | 23          | 4          | 5           | 0          | 0         | 1          | 3          | 0        | 0         | 0         | 1          | 6          | 0         | 0        | 0         | .250        |
| 2001                          | Quad Cities  | .356        | 64          | 236         | 50         | 84          | 17         | 2         | 12         | 53         | 0        | 4         | 3         | 26         | 38         | 0         | 0        | 8         | .420        |
|                               | Ft. Myers    | .294        | 53          | 197         | 25         | 58          | 10         | 3         | 4          | 40         | 0        | 5         | 8         | 24         | 41         | 0         | 0        | 3         | .385        |
|                               | New Britain  | .158        | 10          | 38          | 3          | 6           | 1          | 0         | 0          | 4          | 0        | 1         | 0         | 3          | 8          | 0         | 0        | 0         | .214        |
| 2002                          | New Britain  | .298        | 126         | 494         | 72         | 147         | 31         | 4         | 16         | 80         | 0        | 6         | 6         | 42         | 88         | 7         | 0        | 13        | .356        |
| 2003                          | New Britain  | .329        | 20          | 79          | 14         | 26          | 3          | 1         | 6          | 13         | 0        | 0         | 0         | 7          | 14         | 0         | 0        | 0         | .384        |
|                               | Rochester    | .268        | 71          | 265         | 39         | 71          | 11         | 1         | 16         | 42         | 0        | 2         | 4         | 28         | 56         | 0         | 2        | 4         | .344        |
|                               | MINNESOTA    | .226        | 40          | 106         | 14         | 24          | 4          | 0         | 4          | 16         | 0        | 0         | 0         | 9          | 30         | 0         | 0        | 1         | .287        |
| 2004                          | Rochester    | .306        | 72          | 288         | 51         | 88          | 23         | 0         | 22         | 63         | 0        | 3         | 3         | 32         | 47         | 1         | 1        | 4         | .377        |
|                               | MINNESOTA    | .271        | 74          | 280         | 39         | 76          | 17         | 0         | 19         | 58         | 0        | 2         | 2         | 28         | 54         | 0         | 0        | 3         | .340        |
| 2005                          | MINNESOTA    | .239        | 141         | 490         | 62         | 117         | 23         | 4         | 22         | 79         | 0        | 5         | 4         | 44         | 94         | 0         | 2        | 8         | .304        |
| 2006                          | MINNESOTA    | .321        | 157         | 592         | 97         | 190         | 37         | 1         | 34         | 130        | 0        | 11        | 5         | 53         | 93         | 3         | 3        | 8         | .375        |
| 2007                          | MINNESOTA    | .271        | 157         | 590         | 84         | 160         | 31         | 3         | 31         | 111        | 0        | 9         | 5         | 64         | 91         | 1         | 1        | 5         | .343        |
| 2008                          | MINNESOTA    | .300        | 163         | 623         | 97         | 187         | 47         | 4         | 23         | 129        | 0        | 10        | 3         | 76         | 85         | 0         | 1        | 4         | .374        |
| 2009                          | MINNESOTA    | .274        | 135         | 508         | 85         | 139         | 31         | 1         | 30         | 100        | 0        | 7         | 3         | 72         | 86         | 0         | 0        | 3         | .363        |
| 2010                          | MINNESOTA    | .345        | 81          | 296         | 53         | 102         | 25         | 1         | 18         | 56         | 0        | 2         | 0         | 50         | 62         | 0         | 0        | 1         | .437        |
| 2011                          | Rochester    | .367        | 7           | 30          | 8          | 11          | 4          | 0         | 1          | 8          | 0        | 0         | 0         | 1          | 2          | 0         | 0        | 2         | .387        |
|                               | MINNESOTA    | .227        | 69          | 264         | 19         | 60          | 16         | 0         | 4          | 30         | 0        | 2         | 3         | 19         | 44         | 0         | 0        | 1         | .285        |
| 2012                          | MINNESOTA    | .267        | 134         | 505         | 63         | 135         | 26         | 2         | 19         | 77         | 0        | 10        | 6         | 49         | 102        | 1         | 0        | 6         | .333        |
| 2013                          | MINNESOTA    | .259        | 127         | 495         | 56         | 128         | 32         | 0         | 17         | 74         | 0        | 5         | 6         | 37         | 98         | 0         | 0        | 3         | .315        |
|                               | PITTSBURGH   | .260        | 25          | 77          | 6          | 20          | 4          | 0         | 0          | 3          | 0        | 1         | 1         | 13         | 12         | 0         | 0        | 1         | .370        |
| <b>Minor League Totals</b>    |              | <b>.311</b> | <b>498</b>  | <b>1897</b> | <b>316</b> | <b>590</b>  | <b>126</b> | <b>11</b> | <b>88</b>  | <b>373</b> | <b>1</b> | <b>24</b> | <b>25</b> | <b>196</b> | <b>324</b> | <b>11</b> | <b>5</b> | <b>37</b> | <b>.379</b> |
| <b>American League Totals</b> |              | <b>.278</b> | <b>1278</b> | <b>4749</b> | <b>669</b> | <b>1318</b> | <b>289</b> | <b>16</b> | <b>221</b> | <b>860</b> | <b>0</b> | <b>63</b> | <b>37</b> | <b>507</b> | <b>847</b> | <b>5</b>  | <b>7</b> | <b>43</b> | <b>.347</b> |
| <b>National League Totals</b> |              | <b>.260</b> | <b>25</b>   | <b>77</b>   | <b>6</b>   | <b>20</b>   | <b>4</b>   | <b>0</b>  | <b>0</b>   | <b>3</b>   | <b>0</b> | <b>1</b>  | <b>1</b>  | <b>13</b>  | <b>12</b>  | <b>0</b>  | <b>0</b> | <b>1</b>  | <b>.370</b> |
| <b>Major League Totals</b>    |              | <b>.277</b> | <b>1303</b> | <b>4826</b> | <b>675</b> | <b>1338</b> | <b>293</b> | <b>16</b> | <b>221</b> | <b>863</b> | <b>0</b> | <b>64</b> | <b>38</b> | <b>514</b> | <b>851</b> | <b>5</b>  | <b>7</b> | <b>4</b>  | <b>.347</b> |



# TYLER ROBERTSON

# 64

**LEFT-HANDED PITCHER**

**HEIGHT/WEIGHT:** 6-5/257  
**BORN:** 12/23/87 in Simi Valley, CA  
**RESIDES:** Citrus Heights, CA

**BATS/THROWS:** L/L  
**AGE:** 25

**ORIGINALLY ACQUIRED:** 3rd round, 2006 First-Year Player Draft  
**M.L. SERVICE:** 108 days

**PERSONAL:** Tyler Patrick Robertson...2006 graduate of Bella Vista (CA) High School...named All-League and All-Metro his senior year.

**2013:**

- Made the Twins Opening Day roster for first time in his career.
- Appeared in two games and was optioned to Triple-A Rochester April 6.
- Went 2-0, 3.05 ERA (20.2 IP, 7 ER) with one save, 16 walks and 20 strikeouts in 21 games for the Red Wings.
- Designated for release or assignment June 3 as the Twins selected the contract of outfielder Clete Thomas; claimed off waivers by Washington June 7.

**ROBERTSON'S PITCHING RECORD**

| YEAR                       | CLUB        | W-L          | ERA         | G          | GS        | CG       | SH       | SV        | IP           | H          | R          | ER         | HR        | HB       | BB         | SO         | WP        | BK       | BAA         |
|----------------------------|-------------|--------------|-------------|------------|-----------|----------|----------|-----------|--------------|------------|------------|------------|-----------|----------|------------|------------|-----------|----------|-------------|
| 2006                       | GCL Twins   | 4-2          | 4.25        | 11         | 10        | 0        | 0        | 0         | 48.2         | 54         | 23         | 23         | 2         | 4        | 15         | 54         | 6         | 1        | .280        |
| 2007                       | Beloit      | 9-5          | 2.29        | 18         | 16        | 2        | 0        | 1         | 102.1        | 87         | 33         | 26         | 3         | 2        | 33         | 123        | 11        | 1        | .226        |
| 2008                       | Ft. Myers   | 5-3          | 2.72        | 15         | 15        | 1        | 0        | 0         | 82.2         | 78         | 36         | 25         | 3         | 2        | 31         | 73         | 6         | 0        | .247        |
| 2009                       | Ft. Myers   | 8-8          | 3.33        | 26         | 26        | 0        | 0        | 0         | 143.1        | 139        | 64         | 53         | 7         | 7        | 51         | 103        | 7         | 0        | .259        |
| 2010                       | New Britain | 4-13         | 5.41        | 27         | 27        | 0        | 0        | 0         | 144.2        | 181        | 100        | 87         | 17        | 7        | 57         | 91         | 12        | 1        | .308        |
|                            | Rochester   | 0-1          | 5.40        | 1          | 1         | 0        | 0        | 0         | 5.0          | 6          | 3          | 3          | 0         | 1        | 2          | 6          | 0         | 0        | .273        |
| 2011                       | New Britain | 10-3         | 3.61        | 55         | 0         | 0        | 0        | 16        | 89.2         | 87         | 42         | 36         | 6         | 3        | 29         | 88         | 13        | 1        | .252        |
| 2012                       | Rochester   | 2-2          | 3.77        | 33         | 0         | 0        | 0        | 2         | 28.2         | 26         | 18         | 12         | 2         | 0        | 13         | 33         | 1         | 0        | .230        |
|                            | MINNESOTA   | 2-2          | 5.40        | 40         | 0         | 0        | 0        | 0         | 25.0         | 21         | 16         | 15         | 4         | 1        | 14         | 26         | 1         | 0        | .223        |
| 2013                       | MINNESOTA   | 0-0          | 9.00        | 1          | 0         | 0        | 0        | 0         | 1.0          | 1          | 1          | 1          | 1         | 0        | 0          | 2          | 0         | 0        | .250        |
|                            | Rochester   | 2-0          | 3.05        | 21         | 0         | 0        | 0        | 1         | 20.2         | 22         | 7          | 7          | 0         | 0        | 16         | 20         | 1         | 0        | .289        |
|                            | Syracuse    | 2-2          | 3.04        | 26         | 1         | 0        | 0        | 1         | 26.2         | 33         | 12         | 9          | 2         | 0        | 8          | 24         | 2         | 0        | .303        |
| <b>Minor League Totals</b> |             | <b>46-39</b> | <b>3.65</b> | <b>233</b> | <b>96</b> | <b>3</b> | <b>0</b> | <b>21</b> | <b>692.1</b> | <b>713</b> | <b>338</b> | <b>281</b> | <b>42</b> | <b>9</b> | <b>255</b> | <b>615</b> | <b>59</b> | <b>4</b> | <b>.266</b> |
| <b>Major League Totals</b> |             | <b>2-2</b>   | <b>5.54</b> | <b>42</b>  | <b>0</b>  | <b>0</b> | <b>0</b> | <b>0</b>  | <b>26.0</b>  | <b>22</b>  | <b>17</b>  | <b>16</b>  | <b>5</b>  | <b>1</b> | <b>14</b>  | <b>28</b>  | <b>1</b>  | <b>0</b> | <b>.224</b> |

## TIM WOOD

RIGHT-HANDED PITCHER



HEIGHT/WEIGHT: 6-0/180  
 BORN: 11/16/82 in Casper, WY  
 RESIDES: Jupiter, FL

BATS/THROWS: R/R  
 AGE: 30

ORIGINALLY ACQUIRED: Signed as minor league free agent, 11/10/12  
 M.L. SERVICE: 1 year, 143 days

**PERSONAL:** Timothy Dayle Wood...2001 graduate of Sabino High School in Tucson, AZ where he played baseball and football...played collegiate baseball at Pima Community College in Tucson.

**2013:**

- Missed the entire season with a right rotator cuff strain...was transferred to the 60-day on May 24.
- Began rehab assignment April 16-May 6 with Single-A Ft. Myers and Triple-A Rochester.
- Had surgery on right shoulder to relieve his biceps tendinitis.
- Was released by the Twins, August 28.

## WOOD'S PITCHING RECORD

| YEAR                       | CLUB         | W-L          | ERA         | G          | GS        | CG       | SH       | SV        | IP                     | H          | R          | ER         | HR        | HB        | BB         | SO         | WP        | BK       | BAA         |
|----------------------------|--------------|--------------|-------------|------------|-----------|----------|----------|-----------|------------------------|------------|------------|------------|-----------|-----------|------------|------------|-----------|----------|-------------|
| 2003                       | Jamestown    | 0-2          | 5.35        | 16         | 4         | 0        | 0        | 2         | 38.2                   | 44         | 33         | 23         | 2         | 1         | 28         | 32         | 6         | 0        | .289        |
| 2004                       | Greensboro   | 2-3          | 4.22        | 24         | 8         | 0        | 0        | 1         | 70.1                   | 73         | 47         | 33         | 12        | 1         | 22         | 70         | 6         | 0        | .263        |
| 2005                       | Greensboro   | 1-2          | 9.28        | 5          | 5         | 0        | 0        | 0         | 21.1                   | 29         | 23         | 22         | 2         | 0         | 15         | 10         | 5         | 0        | .312        |
| 2006                       | Jupiter      | 2-7          | 5.83        | 16         | 16        | 0        | 0        | 0         | 63.1                   | 65         | 43         | 41         | 4         | 5         | 25         | 52         | 4         | 0        | .273        |
| 2007                       | Jupiter      | 0-2          | 3.81        | 17         | 0         | 0        | 0        | 0         | 26.0                   | 24         | 14         | 11         | 1         | 0         | 8          | 26         | 0         | 0        | .245        |
| 2008                       | Jupiter      | 5-2          | 1.80        | 27         | 1         | 0        | 0        | 1         | 40.0                   | 25         | 10         | 8          | 1         | 4         | 15         | 22         | 2         | 0        | .182        |
|                            | Carolina     | 2-1          | 5.75        | 12         | 0         | 0        | 0        | 0         | 20.1                   | 20         | 14         | 13         | 2         | 2         | 6          | 15         | 1         | 0        | .250        |
| 2009                       | New Orleans  | 1-2          | 3.18        | 31         | 0         | 0        | 0        | 0         | 39.2                   | 42         | 16         | 14         | 1         | 0         | 17         | 37         | 3         | 0        | .269        |
|                            | FLORIDA      | 1-0          | 2.82        | 18         | 0         | 0        | 0        | 0         | 22.1                   | 22         | 8          | 7          | 2         | 1         | 10         | 16         | 2         | 0        | .272        |
| 2010                       | New Orleans  | 0-1          | 6.43        | 14         | 0         | 0        | 0        | 0         | 14.0                   | 19         | 12         | 10         | 4         | 0         | 4          | 12         | 4         | 0        | .311        |
|                            | FLORIDA      | 0-1          | 5.53        | 26         | 0         | 0        | 0        | 1         | 27.2                   | 33         | 19         | 17         | 2         | 0         | 15         | 10         | 0         | 0        | .306        |
| 2011                       | Indianapolis | 2-0          | 2.84        | 40         | 0         | 0        | 0        | 23        | 44.1                   | 32         | 16         | 14         | 1         | 0         | 12         | 32         | 7         | 0        | .196        |
|                            | PITTSBURGH   | 0-3          | 5.63        | 13         | 0         | 0        | 0        | 0         | 8.0                    | 8          | 5          | 5          | 1         | 0         | 8          | 2          | 1         | 0        | .286        |
|                            | Round Rock   | 0-0          | 9.64        | 4          | 0         | 0        | 0        | 1         | 4.2                    | 9          | 5          | 5          | 1         | 0         | 3          | 2          | 2         | 0        | .450        |
| 2012                       | Indianapolis | 6-6          | 2.19        | 54         | 0         | 0        | 0        | 21        | 70.0                   | 55         | 22         | 17         | 3         | 1         | 23         | 67         | 6         | 0        | .213        |
| 2013                       | Ft. Myers    | 1-0          | 20.25       | 2          | 0         | 0        | 0        | 0         | 1.1                    | 5          | 3          | 3          | 0         | 0         | 1          | 0          | 0         | 0        | .625        |
|                            | Rochester    | 1-1          | 6.75        | 7          | 0         | 0        | 0        | 1         | 8.0                    | 9          | 6          | 6          | 1         | 0         | 5          | 9          | 0         | 1        | .273        |
|                            | MINNESOTA    |              |             |            |           |          |          |           | INJURED - DID NOT PLAY |            |            |            |           |           |            |            |           |          |             |
| <b>Minor League Totals</b> |              | <b>23-28</b> | <b>4.29</b> | <b>269</b> | <b>34</b> | <b>0</b> | <b>0</b> | <b>50</b> | <b>462.0</b>           | <b>451</b> | <b>263</b> | <b>220</b> | <b>35</b> | <b>14</b> | <b>184</b> | <b>386</b> | <b>46</b> | <b>1</b> | <b>.254</b> |
| <b>Major League Totals</b> |              | <b>1-4</b>   | <b>4.50</b> | <b>57</b>  | <b>0</b>  | <b>0</b> | <b>0</b> | <b>1</b>  | <b>58.0</b>            | <b>63</b>  | <b>32</b>  | <b>29</b>  | <b>5</b>  | <b>1</b>  | <b>33</b>  | <b>28</b>  | <b>3</b>  | <b>0</b> | <b>.290</b> |

**LAST TRADE WITH...****AMERICAN LEAGUE**

| <b>TRADES</b> | <b>TEAM</b> | <b>LAST TRADE</b> | <b>OBTAINED</b>                            | <b>TRADED</b>                              |
|---------------|-------------|-------------------|--|--|
| 6             | Baltimore   | 12/9/10           | Jim Hoey, Brett Jacobson                   | J.J. Hardy, Brendan Harris, cash           |
| 12            | Boston      | 8/5/12            | Jeremias Pineda                            | Danny Valencia                             |
| 7             | Chicago     | 7/28/12           | Eduardo Escobar, Pedro Hernandez           | Francisco Liriano                          |
| 15            | Cleveland   | 8/25/11           | Cash                                       | Jim Thome                                  |
| 10            | Detroit     | 8/15/11           | Cole Nelson, Lester Oliveros               | Delmon Young                               |
| 4             | Houston     | 8/3/99            | Josh Dimmick                               | George Williams                            |
| 3             | Kansas City | 8/11/13           | PTBNL or cash                              | Jamey Carroll                              |
| 10            | Los Angeles | 8/27/10           | Brian Fuentes                              | PTBNL (Loek Van Mil)                       |
| 10            | New York    | 8/31/03           | Jesse Orosco                               | Juan Padilla                               |
| 5             | Oakland     | 7/31/09           | Orlando Cabrera                            | Tyler Ladendorf                            |
| 6             | Seattle     | 7/11/05           | Bret Boone, Cash                           | PTBNL or Cash                              |
| 1             | Tampa Bay   | 11/28/07          | Delmon Young, Brendan Harris, Jason Pridie | Matt Garza, Jason Bartlett, Eduardo Morlan |
| 5             | Texas       | 8/25/08           | Eddie Guardado                             | Mark Hamburger                             |
| 4             | Toronto     | 7/16/03           | Shannon Stewart                            | Bobby Kielty                               |
| 3             | Washington  | 3/21/70           | Brant Aleya                                | Joe Grzenda, Charley Walters               |

**NATIONAL LEAGUE**

| <b>TRADES</b> | <b>TEAM</b>   | <b>LAST TRADE</b> | <b>OBTAINED</b>  | <b>TRADED</b>                 |
|---------------|---------------|-------------------|--|-------------------------------|
| 2             | Arizona       | 8/28/09           | Jon Rauch  | PTBNL (Kevin Mulvey) and Cash |
| 2             | Atlanta       | 9/5/97            | Steve Hacker   | Greg Myers                    |
| 10            | Chicago       | 11/21/07          | Craig Monroe   | PTBNL (Doug Deeds)            |
| 9             | Cincinnati    | 7/31/06           | Zach Ward  | Kyle Lohse                    |
| 6             | Colorado      | 12/6/11           | PTBNL (Daniel Turpen)                                  | Kevin Slowey                  |
| 2             | Florida       | 12/2/05           | Luis Castillo  | Travis Bowyer, Scott Tyler    |
| 9             | Los Angeles   | 7/31/13           | PTBNL (Miguel Sulbaran)                                | Drew Butera                   |
| 8             | Milwaukee     | 11/6/09           | J.J. Hardy   | Carlos Gomez                  |
| 9             | New York      | 2/2/08            | Carlos Gomez, Phil Humber, Kevin Mulvey, Deolis Guerra | Johan Santana                 |
| 9             | Philadelphia  | 12/6/12           | Vance Worley, Trevor May                               | Ben Revere                    |
| 4             | Pittsburgh    | 8/31/13           | Alex Presley and PTBNL (Duke Welker)                   | Justin Morneau                |
| 5             | St. Louis     | 4/22/88           | Tom Herr   | Tom Brunansky                 |
| 5             | San Diego     | 9/9/03            | Alex Garcia  | Todd Sears                    |
| 6             | San Francisco | 12/15/03          | J.T. Thomas  | Dustan Mohr                   |
| 9             | Wash./ Mntl.  | 11/29/12          | Alex Meyer   | Denard Span                   |

# STATISTICS

2 0 1 3 M I N N E S O T A T W I N S S E A S O N S U M M A R Y



## 2013 FINAL STANDINGS

### AMERICAN LEAGUE

| <b>EAST DIVISION</b> | <b>WON</b> | <b>LOST</b> | <b>PCT.</b> | <b>GB</b> | <b>HOME</b> | <b>ROAD</b> |
|----------------------|------------|-------------|-------------|-----------|-------------|-------------|
| x-Boston Red Sox     | 97         | 65          | .599        | -         | 53-28       | 44-37       |
| y-Tampa Bay Rays     | 91         | 71          | .562        | 6         | 51-30       | 40-41       |
| Baltimore Orioles    | 85         | 77          | .525        | 12        | 46-35       | 39-42       |
| New York Yankees     | 85         | 77          | .525        | 12        | 46-35       | 39-42       |
| Toronto Blue Jays    | 74         | 88          | .457        | 23        | 40-41       | 34-47       |

| <b>CENTRAL DIVISION</b> | <b>WON</b> | <b>LOST</b> | <b>PCT.</b> | <b>GB</b> | <b>HOME</b> | <b>ROAD</b> |
|-------------------------|------------|-------------|-------------|-----------|-------------|-------------|
| x-Detroit Tigers        | 93         | 69          | .574        | -         | 51-30       | 42-39       |
| y-Cleveland Indians     | 92         | 70          | .568        | 1         | 51-30       | 41-40       |
| Kansas City Royals      | 86         | 76          | .531        | 7         | 44-37       | 42-39       |
| Minnesota Twins         | 66         | 96          | .407        | 27        | 32-49       | 34-47       |
| Chicago White Sox       | 63         | 99          | .389        | 30        | 37-44       | 26-55       |

| <b>WEST DIVISION</b> | <b>WON</b> | <b>LOST</b> | <b>PCT.</b> | <b>GB</b> | <b>HOME</b> | <b>ROAD</b> |
|----------------------|------------|-------------|-------------|-----------|-------------|-------------|
| x-Oakland Athletics  | 96         | 66          | .593        | -         | 52-29       | 44-37       |
| Texas Rangers        | 91         | 71          | .562        | 5         | 46-35       | 45-36       |
| Los Angeles Angels   | 78         | 84          | .481        | 18        | 39-42       | 39-42       |
| Seattle Mariners     | 71         | 91          | .438        | 25        | 36-45       | 35-46       |
| Houston Astros       | 51         | 111         | .315        | 45        | 24-57       | 27-54       |

### NATIONAL LEAGUE

| <b>EAST DIVISION</b>  | <b>WON</b> | <b>LOST</b> | <b>PCT.</b> | <b>GB</b> | <b>HOME</b> | <b>ROAD</b> |
|-----------------------|------------|-------------|-------------|-----------|-------------|-------------|
| x-Atlanta Braves      | 96         | 66          | .593        | -         | 56-25       | 40-41       |
| Washington Nationals  | 86         | 76          | .531        | 10        | 47-34       | 39-42       |
| New York Mets         | 74         | 88          | .457        | 22        | 33-48       | 41-40       |
| Philadelphia Phillies | 73         | 89          | .451        | 23        | 43-38       | 30-51       |
| Miami Marlins         | 62         | 100         | .383        | 34        | 36-45       | 26-55       |

| <b>CENTRAL DIVISION</b> | <b>WON</b> | <b>LOST</b> | <b>PCT.</b> | <b>GB</b> | <b>HOME</b> | <b>ROAD</b> |
|-------------------------|------------|-------------|-------------|-----------|-------------|-------------|
| x-St. Louis Cardinals   | 97         | 65          | .599        | -         | 54-27       | 43-38       |
| y-Pittsburgh Pirates    | 94         | 68          | .580        | 3         | 50-31       | 44-37       |
| y-Cincinnati Reds       | 90         | 72          | .556        | 7         | 49-31       | 41-41       |
| Milwaukee Brewers       | 74         | 88          | .457        | 23        | 37-44       | 37-44       |
| Chicago Cubs            | 66         | 96          | .407        | 31        | 31-50       | 35-46       |

| <b>WEST DIVISION</b>  | <b>WON</b> | <b>LOST</b> | <b>PCT.</b> | <b>GB</b> | <b>HOME</b> | <b>ROAD</b> |
|-----------------------|------------|-------------|-------------|-----------|-------------|-------------|
| x-Los Angeles Dodgers | 92         | 70          | .568        | -         | 47-34       | 45-36       |
| Arizona Diamondbacks  | 81         | 81          | .500        | 11        | 45-36       | 36-45       |
| San Diego Padres      | 76         | 86          | .469        | 16        | 45-36       | 31-50       |
| San Francisco Giants  | 76         | 86          | .469        | 16        | 42-40       | 34-46       |
| Colorado Rockies      | 74         | 88          | .457        | 18        | 45-36       | 29-52       |

x-Division Champion  
y-Wild Card

# TWINS FINAL CLUB STATISTICS — 2013

|                           | HOME      |           | ROAD      |           | TOTALS    |           |
|---------------------------|-----------|-----------|-----------|-----------|-----------|-----------|
|                           | W         | L         | W         | L         | W         | L         |
| VS. BALTIMORE             | 1         | 2         | 2         | 1         | 3         | 3         |
| VS. BOSTON                | 0         | 3         | 3         | 1         | 3         | 4         |
| VS. NEW YORK              | 0         | 4         | 2         | 1         | 2         | 5         |
| VS. TAMPA BAY             | 1         | 2         | 0         | 4         | 1         | 6         |
| VS. TORONTO               | 0         | 3         | 1         | 2         | 1         | 5         |
| <b>TOTALS VS. EAST</b>    | <b>2</b>  | <b>14</b> | <b>8</b>  | <b>9</b>  | <b>10</b> | <b>23</b> |
| VS. CHICAGO               | 5         | 5         | 6         | 3         | 11        | 8         |
| VS. CLEVELAND             | 3         | 7         | 3         | 6         | 6         | 13        |
| VS. DETROIT               | 4         | 5         | 4         | 6         | 8         | 11        |
| VS. KANSAS CITY           | 2         | 8         | 2         | 7         | 4         | 15        |
| <b>TOTALS VS. CENTRAL</b> | <b>14</b> | <b>25</b> | <b>15</b> | <b>22</b> | <b>29</b> | <b>47</b> |
| VS. HOUSTON               | 3         | 0         | 2         | 1         | 5         | 1         |
| VS. LOS ANGELES           | 3         | 0         | 2         | 1         | 5         | 1         |
| VS. OAKLAND               | 1         | 2         | 0         | 4         | 1         | 6         |
| VS. SEATTLE               | 2         | 1         | 2         | 2         | 4         | 3         |
| VS. TEXAS                 | 2         | 2         | 2         | 1         | 4         | 3         |
| <b>TOTALS VS. WEST</b>    | <b>11</b> | <b>5</b>  | <b>8</b>  | <b>9</b>  | <b>19</b> | <b>14</b> |
| <b>TOTALS VS. A.L.</b>    | <b>27</b> | <b>44</b> | <b>31</b> | <b>40</b> | <b>58</b> | <b>84</b> |
| VS. ATLANTA               | 0         | 0         | 0         | 3         | 0         | 3         |
| VS. MIAMI                 | 1         | 1         | 0         | 2         | 1         | 3         |
| VS. MILWAUKEE             | 2         | 0         | 2         | 0         | 4         | 0         |
| VS. WASHINGTON            | 0         | 0         | 1         | 2         | 1         | 2         |
| VS. NEW YORK              | 0         | 3         | 0         | 0         | 0         | 3         |
| VS. PHILADELPHIA          | 2         | 1         | 0         | 0         | 2         | 1         |
| <b>TOTALS VS. N.L.</b>    | <b>5</b>  | <b>5</b>  | <b>3</b>  | <b>7</b>  | <b>8</b>  | <b>12</b> |
| <b>OVERALL TOTALS</b>     | <b>32</b> | <b>49</b> | <b>34</b> | <b>47</b> | <b>66</b> | <b>96</b> |

|                      |       |        |         |
|----------------------|-------|--------|---------|
| DOUBLEHEADERS (HOME) | WON 0 | LOST 0 | SPLIT 0 |
| DOUBLEHEADERS (ROAD) | WON 0 | LOST 0 | SPLIT 0 |

|                  | MIN  | OPP  |           | WON | LOST |
|------------------|------|------|-----------|-----|------|
| DOUBLE PLAYS     | 178  | 122  | STARTERS  | 39  | 74   |
| TRIPLE PLAYS     | 0    | 0    | RELIEVERS | 27  | 22   |
| LEFT ON BASE     | 1206 | 1118 | STREAKS   | 5   | 10   |
| GRAND SLAM HR    | 3    | 4    |           |     |      |
| HOME RUNS - HOME | 68   | 74   |           |     |      |
| HOME RUNS - ROAD | 83   | 94   |           |     |      |

|                   | HOME |    | ROAD |    | TOTALS |    |
|-------------------|------|----|------|----|--------|----|
|                   | W    | L  | W    | L  | W      | L  |
| SHUTOUTS          | 3    | 7  | 4    | 8  | 7      | 15 |
| SHO - INDIVIDUAL  | 1    | 0  | 0    | 2  | 1      | 2  |
| EXTRA INNINGS     | 2    | 3  | 7    | 4  | 9      | 7  |
| ONE-RUN DECISIONS | 12   | 11 | 12   | 14 | 24     | 25 |
| TWO-RUN DECISIONS | 6    | 6  | 6    | 7  | 12     | 13 |
| VS. LH STARTERS   | 9    | 13 | 7    | 8  | 16     | 21 |
| VS. RH STARTERS   | 23   | 36 | 27   | 39 | 50     | 75 |
| GRASS FIELDS      | 32   | 49 | 33   | 41 | 65     | 90 |
| ARTIFICIAL FIELDS | 0    | 0  | 1    | 6  | 1      | 6  |
| DAY GAMES         | 11   | 18 | 19   | 16 | 30     | 34 |
| NIGHT GAMES       | 21   | 31 | 15   | 31 | 36     | 62 |

## ATTENDANCE

|      |                      |            |
|------|----------------------|------------|
| HOME | 2,477,644 (81 DATES) | 30,588 AVG |
| ROAD | 2,188,785 (81 DATES) | 27,022 AVG |

## TWINS FINAL STATISTICS — 2013

| PLAYER         | AVG  | G   | AB   | R   | H    | 2B  | 3B | HR  | RBI | SH | SF | HB | BB  | SO   | SB | CS | E  | OBP  |
|----------------|------|-----|------|-----|------|-----|----|-----|-----|----|----|----|-----|------|----|----|----|------|
| Arcia, O       | .251 | 97  | 351  | 34  | 88   | 17  | 2  | 14  | 43  | 0  | 0  | 4  | 23  | 117  | 1  | 2  | 2  | .304 |
| Bernier, D     | .226 | 33  | 53   | 9   | 12   | 3   | 0  | 0   | 5   | 2  | 0  | 1  | 8   | 15   | 2  | 1  | 0  | .339 |
| Colabello, C   | .194 | 55  | 160  | 14  | 31   | 3   | 0  | 7   | 17  | 0  | 0  | 1  | 20  | 58   | 0  | 1  | 3  | .287 |
| Doumit, R      | .247 | 135 | 485  | 49  | 120  | 28  | 1  | 14  | 55  | 0  | 4  | 1  | 48  | 99   | 1  | 0  | 3  | .314 |
| RIGHT          | .290 |     | 145  |     | 42   | 11  | 0  | 2   | 9   | 0  | 1  | 1  | 12  | 24   |    |    |    | .346 |
| LEFT           | .229 |     | 340  |     | 78   | 17  | 1  | 12  | 46  | 0  | 3  | 0  | 36  | 75   |    |    |    | .301 |
| Dozier, B      | .244 | 147 | 558  | 72  | 136  | 33  | 4  | 18  | 66  | 3  | 4  | 6  | 51  | 120  | 14 | 7  | 6  | .312 |
| Escobar, E     | .236 | 66  | 165  | 23  | 39   | 5   | 2  | 3   | 10  | 2  | 1  | 0  | 11  | 34   | 0  | 2  | 7  | .282 |
| RIGHT          | .222 |     | 45   |     | 10   | 3   | 0  | 1   | 3   | 2  | 0  | 0  | 3   | 10   |    |    |    | .271 |
| LEFT           | .242 |     | 120  |     | 29   | 2   | 2  | 2   | 7   | 0  | 1  | 0  | 8   | 24   |    |    |    | .287 |
| Florimon, P    | .221 | 134 | 403  | 44  | 89   | 17  | 0  | 9   | 44  | 5  | 3  | 2  | 33  | 115  | 15 | 6  | 18 | .281 |
| RIGHT          | .176 |     | 102  |     | 18   | 5   | 0  | 0   | 12  | 3  | 2  | 1  | 6   | 25   |    |    |    | .225 |
| LEFT           | .236 |     | 301  |     | 71   | 12  | 0  | 9   | 32  | 2  | 1  | 1  | 27  | 90   |    |    |    | .300 |
| Fryer, E       | .385 | 6   | 13   | 2   | 5    | 1   | 0  | 1   | 4   | 0  | 0  | 0  | 3   | 3    | 0  | 0  | 0  | .500 |
| Herrmann, C    | .204 | 57  | 157  | 16  | 32   | 7   | 0  | 4   | 18  | 3  | 0  | 0  | 18  | 49   | 0  | 1  | 2  | .286 |
| Mastroianni, D | .185 | 30  | 65   | 5   | 12   | 2   | 0  | 0   | 5   | 3  | 1  | 1  | 3   | 23   | 2  | 1  | 0  | .229 |
| Mauer, J       | .324 | 113 | 445  | 62  | 144  | 35  | 0  | 11  | 47  | 0  | 2  | 0  | 61  | 89   | 0  | 1  | 3  | .404 |
| Parmelee, C    | .228 | 101 | 294  | 21  | 67   | 13  | 0  | 8   | 24  | 0  | 3  | 3  | 33  | 81   | 1  | 1  | 2  | .309 |
| Pinto, J       | .342 | 21  | 76   | 10  | 26   | 5   | 0  | 4   | 12  | 0  | 0  | 1  | 6   | 22   | 0  | 0  | 2  | .398 |
| Plouffe, T     | .254 | 129 | 477  | 44  | 121  | 22  | 1  | 14  | 52  | 1  | 4  | 6  | 34  | 112  | 2  | 1  | 13 | .309 |
| Presley, A     | .283 | 28  | 113  | 9   | 32   | 4   | 1  | 1   | 11  | 0  | 0  | 1  | 8   | 21   | 1  | 3  | 0  | .336 |
| NL             | .264 | 29  | 72   | 8   | 19   | 1   | 1  | 2   | 4   | 0  | 0  | 0  | 1   | 18   | 0  | 1  | 1  | .274 |
| Ramirez, W     | .272 | 35  | 81   | 5   | 22   | 6   | 1  | 0   | 6   | 0  | 1  | 1  | 3   | 23   | 0  | 0  | 0  | .302 |
| Thomas, C      | .214 | 92  | 290  | 39  | 62   | 15  | 0  | 4   | 13  | 1  | 0  | 1  | 30  | 92   | 1  | 3  | 3  | .290 |
| Willingham, J  | .208 | 111 | 389  | 42  | 81   | 20  | 0  | 14  | 48  | 0  | 2  | 14 | 66  | 128  | 1  | 0  | 1  | .342 |
| Pitchers       | .056 | 162 | 18   | 0   | 1    | 0   | 0  | 0   | 0   | 4  | 0  | 0  | 0   | 11   | 0  | 0  | 0  | .056 |
| MINNESOTA      | .242 | 162 | 5564 | 614 | 1346 | 285 | 15 | 151 | 590 | 29 | 32 | 52 | 533 | 1430 | 52 | 33 | 81 | .312 |
| DH             | .214 | 162 | 594  | 64  | 127  | 33  | 0  | 14  | 54  | 0  | 5  | 8  | 62  | 165  | 0  | 0  | 0  | .294 |
| OPPONENTS      | .280 | 162 | 5679 | 788 | 1591 | 310 | 30 | 168 | 764 | 27 | 49 | 44 | 458 | 985  | 73 | 38 | 99 | .336 |

| PITCHER      | W  | L  | ERA   | G   | GS  | CG | SH | SV | IP     | H    | R   | ER  | HR  | HB | BB  | SO   | WP | BK | AVG  |
|--------------|----|----|-------|-----|-----|----|----|----|--------|------|-----|-----|-----|----|-----|------|----|----|------|
| Albers, A    | 2  | 5  | 4.05  | 10  | 10  | 1  | 1  | 0  | 60.0   | 64   | 34  | 27  | 6   | 2  | 7   | 25   | 0  | 1  | .271 |
| Burton, J    | 2  | 9  | 3.82  | 71  | 0   | 0  | 0  | 2  | 66.0   | 61   | 29  | 28  | 6   | 5  | 22  | 61   | 2  | 0  | .242 |
| Correia, K   | 9  | 13 | 4.18  | 31  | 31  | 0  | 0  | 0  | 185.1  | 218  | 89  | 86  | 24  | 2  | 45  | 101  | 2  | 0  | .297 |
| Deduno, S    | 8  | 8  | 3.83  | 18  | 18  | 0  | 0  | 0  | 108.0  | 105  | 48  | 46  | 7   | 9  | 41  | 67   | 8  | 2  | .259 |
| DeVries, C   | 0  | 2  | 10.80 | 4   | 2   | 0  | 0  | 0  | 15.0   | 22   | 18  | 18  | 6   | 0  | 9   | 12   | 0  | 0  | .333 |
| Diamond, S   | 6  | 13 | 5.43  | 24  | 24  | 0  | 0  | 0  | 131.0  | 163  | 88  | 79  | 21  | 1  | 36  | 52   | 5  | 0  | .306 |
| Duensing, B  | 6  | 2  | 3.98  | 73  | 0   | 0  | 0  | 1  | 61.0   | 68   | 28  | 27  | 4   | 2  | 22  | 56   | 6  | 0  | .283 |
| Fien, C      | 5  | 2  | 3.92  | 73  | 0   | 0  | 0  | 0  | 62.0   | 51   | 28  | 27  | 9   | 0  | 12  | 73   | 2  | 0  | .225 |
| Hendriks, L  | 1  | 3  | 6.85  | 10  | 8   | 0  | 0  | 0  | 47.1   | 67   | 39  | 36  | 10  | 3  | 14  | 34   | 1  | 0  | .327 |
| Hernandez, P | 3  | 3  | 6.83  | 14  | 12  | 0  | 0  | 0  | 56.2   | 80   | 43  | 43  | 10  | 23 | 1   | 29   | 1  | 1  | .338 |
| Martis, S    | 0  | 1  | 5.59  | 6   | 0   | 0  | 0  | 0  | 9.2    | 6    | 6   | 6   | 3   | 0  | 4   | 7    | 0  | 0  | .171 |
| Pelfrey, M   | 5  | 13 | 5.19  | 29  | 29  | 0  | 0  | 0  | 152.2  | 184  | 92  | 88  | 13  | 6  | 53  | 101  | 1  | 0  | .300 |
| Perkins, G   | 2  | 0  | 2.30  | 61  | 0   | 0  | 0  | 36 | 62.2   | 43   | 16  | 16  | 5   | 3  | 15  | 77   | 0  | 0  | .196 |
| Pressly, R   | 3  | 3  | 3.87  | 49  | 0   | 0  | 0  | 0  | 76.2   | 71   | 37  | 33  | 5   | 0  | 27  | 49   | 7  | 0  | .251 |
| Roenicke, J  | 3  | 1  | 4.35  | 63  | 0   | 0  | 0  | 1  | 62.0   | 63   | 31  | 30  | 6   | 1  | 36  | 45   | 7  | 0  | .263 |
| Swarzak, A   | 3  | 2  | 2.91  | 48  | 0   | 0  | 0  | 0  | 96.0   | 89   | 33  | 31  | 7   | 1  | 22  | 69   | 1  | 0  | .249 |
| Thielbar, C  | 3  | 2  | 1.76  | 49  | 0   | 0  | 0  | 0  | 46.0   | 24   | 11  | 9   | 4   | 0  | 14  | 39   | 1  | 0  | .154 |
| Tonkin, M    | 0  | 0  | 0.79  | 9   | 0   | 0  | 0  | 0  | 11.1   | 9    | 6   | 1   | 0   | 0  | 3   | 10   | 1  | 0  | .205 |
| MINNESOTA    | 66 | 96 | 4.55  | 162 | 162 | 1  | 7  | 40 | 1450.1 | 1591 | 788 | 733 | 168 | 44 | 458 | 985  | 50 | 4  | .280 |
| OPPONENTS    | 96 | 66 | 3.47  | 162 | 162 | 2  | 15 | 49 | 1464.0 | 1346 | 614 | 564 | 151 | 52 | 533 | 1430 | 71 | 0  | .242 |

# TWINS FINAL STATISTICS — 2013

## Fielding

| PLAYER          | POS | PCT         | G          | GS         | PO          | A           | E         | TC          | DP         | TP       | PB       |
|-----------------|-----|-------------|------------|------------|-------------|-------------|-----------|-------------|------------|----------|----------|
| Albers, A.      | P   | 1.000       | 10         | 10         | 4           | 9           | 0         | 13          | 1          | 0        |          |
| Arcia, O.       | OF  | .989        | 83         | 82         | 167         | 5           | 2         | 174         | 2          | 0        |          |
| Bernier, D.     | 2b  | 1.000       | 4          | 1          | 1           | 2           | 0         | 3           | 0          | 0        |          |
|                 | 3b  | 1.000       | 7          | 1          | 0           | 2           | 0         | 2           | 0          | 0        |          |
|                 | SS  | 1.000       | 20         | 12         | 17          | 46          | 0         | 63          | 9          | 0        |          |
| Burton, J.      | P   | .941        | 71         | 0          | 6           | 10          | 1         | 17          | 0          | 0        |          |
| Butera, D.      | C   | 1.000       | 2          | 1          | 3           | 0           | 0         | 3           | 0          | 0        | 0        |
| Carroll, J.     | P   | .000        | 1          | 0          | 0           | 0           | 0         | 0           | 0          | 0        |          |
|                 | 2b  | 1.000       | 17         | 15         | 24          | 32          | 0         | 56          | 10         | 0        |          |
|                 | 3b  | .976        | 33         | 29         | 23          | 59          | 2         | 84          | 10         | 0        |          |
|                 | SS  | 1.000       | 3          | 2          | 2           | 9           | 0         | 11          | 2          | 0        |          |
| Colabello, C.   | 1b  | .991        | 26         | 23         | 206         | 16          | 2         | 224         | 19         | 0        |          |
|                 | OF  | .938        | 11         | 9          | 14          | 1           | 1         | 16          | 0          | 0        |          |
| Correia, K.     | P   | .944        | 31         | 31         | 18          | 16          | 2         | 36          | 1          | 0        |          |
| Deduno, S.      | P   | .971        | 18         | 18         | 13          | 21          | 1         | 35          | 1          | 0        |          |
| DeVries, C.     | P   | 1.000       | 4          | 2          | 1           | 2           | 0         | 3           | 0          | 0        |          |
| Diamond, S.     | P   | .920        | 24         | 24         | 7           | 16          | 2         | 25          | 0          | 0        |          |
| Doumit, R.      | C   | .992        | 43         | 43         | 229         | 20          | 2         | 251         | 2          | 0        | 3        |
|                 | OF  | .984        | 33         | 29         | 55          | 5           | 1         | 61          | 2          | 0        |          |
| Dozier, B.      | 2b  | .992        | 146        | 141        | 267         | 461         | 6         | 734         | 110        | 0        |          |
| Duensing, B.    | P   | 1.000       | 73         | 0          | 7           | 12          | 0         | 19          | 1          | 0        |          |
| Escobar, E.     | 2b  | 1.000       | 7          | 5          | 8           | 17          | 0         | 25          | 4          | 0        |          |
|                 | 3b  | .917        | 23         | 14         | 4           | 18          | 2         | 24          | 3          | 0        |          |
|                 | SS  | .952        | 38         | 21         | 31          | 69          | 5         | 105         | 9          | 0        |          |
|                 | OF  | .000        | 1          | 0          | 0           | 0           | 0         | 0           | 0          | 0        |          |
| Fien, C.        | P   | 1.000       | 73         | 0          | 3           | 7           | 0         | 10          | 0          | 0        |          |
| Florimon, P.    | SS  | .973        | 133        | 127        | 245         | 401         | 18        | 664         | 101        | 0        |          |
| Fryer, E.       | C   | 1.000       | 5          | 4          | 28          | 2           | 0         | 30          | 0          | 0        | 0        |
| Gibson, K.      | P   | 1.000       | 10         | 10         | 1           | 4           | 0         | 5           | 1          | 0        |          |
| Hendriks, L.    | P   | 1.000       | 10         | 8          | 5           | 4           | 0         | 9           | 0          | 0        |          |
| Hernandez, P.   | P   | 1.000       | 14         | 12         | 1           | 11          | 0         | 12          | 0          | 0        |          |
| Herrmann, C.    | C   | .987        | 27         | 23         | 136         | 13          | 2         | 151         | 0          | 0        | 0        |
|                 | OF  | 1.000       | 24         | 15         | 29          | 3           | 0         | 32          | 2          | 0        |          |
| Hicks, A.       | OF  | 1.000       | 81         | 78         | 215         | 9           | 0         | 224         | 2          | 0        |          |
| Martis, S.      | P   | 1.000       | 6          | 0          | 2           | 0           | 0         | 2           | 0          | 0        |          |
| Mastroianni, D. | 2b  | .000        | 1          | 0          | 0           | 0           | 0         | 0           | 0          | 0        |          |
|                 | OF  | 1.000       | 28         | 17         | 40          | 1           | 0         | 41          | 0          | 0        |          |
| Mauer, J.       | C   | .996        | 75         | 73         | 495         | 30          | 2         | 527         | 7          | 0        | 3        |
|                 | 1b  | .988        | 8          | 8          | 78          | 3           | 1         | 82          | 9          | 0        |          |
| Morneau, J.     | 1b  | .997        | 112        | 111        | 999         | 86          | 3         | 1088        | 117        | 0        |          |
| Parmelee, C.    | 1b  | 1.000       | 23         | 20         | 152         | 12          | 0         | 164         | 15         | 0        |          |
|                 | OF  | .982        | 68         | 59         | 105         | 6           | 2         | 113         | 0          | 0        |          |
| Pelfrey, M.     | P   | .926        | 29         | 29         | 11          | 14          | 2         | 27          | 3          | 0        |          |
| Perkins, G.     | P   | 1.000       | 61         | 0          | 2           | 5           | 0         | 7           | 0          | 0        |          |
| Pinto, J.       | C   | .983        | 20         | 18         | 112         | 4           | 2         | 118         | 1          | 0        | 0        |
| Plouffe, T.     | 1b  | 1.000       | 2          | 0          | 2           | 0           | 0         | 2           | 0          | 0        |          |
|                 | 3b  | .956        | 120        | 118        | 91          | 194         | 13        | 298         | 25         | 0        |          |
| Presley, A.     | OF  | 1.000       | 28         | 27         | 80          | 2           | 0         | 82          | 1          | 0        |          |
| Pressly, R.     | P   | .955        | 49         | 0          | 8           | 13          | 1         | 22          | 2          | 0        |          |
| Ramirez, W.     | OF  | 1.000       | 25         | 20         | 49          | 1           | 0         | 50          | 0          | 0        |          |
| Robertson, T.   | P   | .000        | 2          | 0          | 0           | 0           | 0         | 0           | 0          | 0        |          |
| Roenicke, J.    | P   | 1.000       | 63         | 0          | 4           | 10          | 0         | 14          | 0          | 0        |          |
| Swarzak, A.     | P   | .938        | 48         | 0          | 6           | 9           | 1         | 16          | 1          | 0        |          |
| Thielbar, C.    | P   | 1.000       | 49         | 0          | 3           | 3           | 0         | 6           | 0          | 0        |          |
| Thomas, C.      | OF  | .986        | 86         | 79         | 212         | 6           | 3         | 221         | 1          | 0        |          |
| Tonkin, M.      | P   | 1.000       | 9          | 0          | 0           | 2           | 0         | 2           | 1          | 0        |          |
| Walters, P.     | P   | 1.000       | 8          | 8          | 3           | 4           | 0         | 7           | 0          | 0        |          |
| Willingham, J.  | OF  | .992        | 72         | 71         | 125         | 5           | 1         | 131         | 1          | 0        |          |
| Worley, V.      | P   | .929        | 10         | 10         | 2           | 11          | 1         | 14          | 1          | 0        |          |
| <b>TOTALS</b>   |     | <b>.987</b> | <b>162</b> | <b>162</b> | <b>4351</b> | <b>1723</b> | <b>81</b> | <b>6155</b> | <b>178</b> | <b>0</b> | <b>6</b> |

# TWINS 2013 DAY-BY-DAY

| Date                 | Opp.          | Score | W/L | Rcd.  | Pos. | GA/<br>GB | Daily<br>Home Att.                  | Total<br>Home Att. | Date  | Winner/Loser/Save   |  |
|----------------------|---------------|-------|-----|-------|------|-----------|-------------------------------------|--------------------|---|---|--|
| <b>APRIL (11-12)</b> |               |       |     |       |      |           | <b>BATTING: .239 (182-FOR-761)</b>  |                    | <b>PITCHING: 11-12-6, 3.88 (202.0 IP, 87 ER)</b>  |   |  |
| 1                    | ----- DET     | 2-4   | L   | 0-1   | T2   | -1.0      | *38,282                             | 38,282             | 1   | Verlander/Worley  |  |
| 2                    | ----- OFF DAY |       |     |       | T2   | -1.0      |                                     |                    |   |   |  |
| 3                    | ----- DET     | 3-2   | W   | 1-1   | T3   | -1.0      | 22,963                              | 61,245             | 2   | Perkins/Coke  |  |
| 4                    | ----- DET     | 8-2   | W   | 2-1   | T1   | --        | 24,752                              | 85,997             | 3   | Pelfrey/Porcello  |  |
| 5                    | ----- at BAL  | 5-9   | L   | 2-2   | T1   | --        | *46,653                             |                    |   | Ayala/Fien  |  |
| 6                    | ----- at BAL  | 6-5   | W   | 3-2   | T1   | --        | 40,704                              |                    |   | Roenicke/Johnson/Perkins                                    |  |
| 7                    | ----- at BAL  | 4-3   | W   | 4-2   | T1   | --        | 34,431                              |                    |   | Swarzak/Hammel/Perkins                                      |  |
| 8                    | ----- at KC   | 1-3   | L   | 4-3   | T2   | -0.5      | *40,073                             |                    |   | Santana/Correia/Crow  |  |
| 9                    | ----- at KC   | 4-7   | L   | 4-4   | 4    | -1.0      | 11,697                              |                    |   | Guthrie/Pelfrey/Holland                                     |  |
| 10                   | ----- at KC   | 0-3   | L   | 4-5   | 4    | -2.0      | 10,069                              |                    |   | Davis/Hendriks/Herrera                                      |  |
| 11                   | ----- OFF DAY |       |     |       | T3   | -2.0      |                                     |                    |   |   |  |
| 12                   | ----- NYM     | 5-16  | L   | 4-6   | T4   | -2.0      | 23,735                              | 109,732            | 4   | Niese/Worley  |  |
| 13                   | ----- NYM     | 2-4   | L   | 4-7   | T4   | -2.0      | 28,804                              | 138,536            | 5   | Harvey/Diamond/Parnell                                      |  |
| 14                   | ----- NYM     |       |     |       | 5    | -2.5      |                                     |                    |   | -- Postponed, Rain/Snow - Scheduled makeup for August 19 -- |  |
| 15                   | ----- LAA     | 8-2   | W   | 5-7   | 4    | -2.0      | 23,535                              | 162,071            | 6   | Correia/Blanton   |  |
| 16                   | ----- LAA     | 8-6   | W   | 6-7   | 3    | -2.0      | 23,299                              | 185,370            | 7   | Pelfrey/Vargas/Perkins                                      |  |
| 17                   | ----- LAA     |       |     |       | T3   | -2.5      |                                     |                    |   | -- Postponed, Rain - Scheduled makeup for September 9 --    |  |
| 18                   | ----- OFF DAY |       |     |       | 2    | -2.0      |                                     |                    |   |   |  |
| 19                   | ----- at CWS  |       |     |       | 3    | -1.5      |                                     |                    |   | -- Postponed, Weather - Scheduled makeup as split DH 8/9 -- |  |
| 20                   | ----- at CWS  | ^2-1  | W   | 7-7   | 3    | -0.5      | 22,417                              |                    |   | Fien/Santiago/Perkins                                       |  |
| 21                   | ----- at CWS  | 5-3   | W   | 8-7   | 2    | -1.0      | 19,587                              |                    |   | Diamond/Lindstrom/Perkins                                   |  |
| 22                   | ----- MIA     |       |     |       | 2    | -1.0      |                                     |                    |   | -- Postponed, Weather - Scheduled makeup for April 23 --    |  |
| 23                   | ----- MIA     | 4-3   | W   | 9-7   | --   | --        | 25,716                              | 211,086            | 8   | Correia/Fernandez/Perkins                                   |  |
|                      | ----- MIA#    | 5-8   | L   | 9-8   | 2    | -0.5      | 23,300                              | 234,386            | 9   | Nolasco/Pelfrey/Cishek                                      |  |
| 24                   | ----- OFF DAY |       |     |       | T2   | -0.5      |                                     |                    |   |   |  |
| 25                   | ----- TEX     | 1-2   | L   | 9-9   | T2   | -1.5      | 25,459                              | 259,845            | 10  | Tepesch/Worley/Nathan                                       |  |
| 26                   | ----- TEX     | 3-4   | L   | 9-10  | 3    | -2.0      | 27,404                              | 287,249            | 11  | Grimm/Diamond/Nathan  |  |
| 27                   | ----- TEX     | 7-2   | W   | 10-10 | 3    | -2.0      | 37,503                              | 324,752            | 12  | Hernandez/Holland   |  |
| 28                   | ----- TEX     | 5-0   | W   | 11-10 | 3    | -1.5      | 35,751                              | 360,503            | 13  | Correia/Ogando  |  |
| 29                   | ----- at DET  | 3-4   | L   | 11-11 | 3    | -2.0      | 29,878                              |                    |   | Scherzer/Pelfrey/Benoit                                     |  |
| 30                   | ----- at DET  | 1-6   | L   | 11-12 | 3    | -3.0      | 31,748                              |                    |   | Verlander/Worley  |  |
| <b>MAY (12-17)</b>   |               |       |     |       |      |           | <b>BATTING: .244 (250-FOR-1023)</b> |                    | <b>PITCHING: 12-17-8, 5.03 (264.2 IP, 148 ER)</b> |   |  |
| 1                    | ----- at DET  | 6-2   | W   | 12-12 | 3    | -2.5      | 36,028                              |                    |   | Diamond/Sanchez   |  |
| 2                    | ----- OFF DAY |       |     |       | 3    | -2.5      |                                     |                    |   |   |  |
| 3                    | ----- at CLE  | ^6-7  | L   | 12-13 | 4    | -3.5      | 20,200                              |                    |   | Perez/Fien  |  |
| 4                    | ----- at CLE  | 3-7   | L   | 12-14 | 4    | -4.5      | 17,830                              |                    |   | Kazmir/Correia  |  |
| 5                    | ----- at CLE  | 4-2   | W   | 13-14 | 4    | -4.5      | 14,015                              |                    |   | Pelfrey/Kluber/Perkins                                      |  |
| 6                    | ----- at BOS  | ^5-6  | L   | 13-15 | 4    | -5.0      | 31,088                              |                    |   | Mortensen/Burton  |  |
| 7                    | ----- at BOS  | 6-1   | W   | 14-15 | 4    | -4.5      | 30,549                              |                    |   | Diamond/Dempster  |  |
| 8                    | ----- at BOS  | 15-8  | W   | 15-15 | 4    | -3.5      | 29,969                              |                    |   | Pressly/Webster   |  |
| 9                    | ----- at BOS  | 5-3   | W   | 16-15 | 4    | -2.5      | 31,571                              |                    |   | Correia/Lackey/Perkins                                      |  |
| 10                   | ----- BAL     | ^6-9  | L   | 16-16 | 4    | -3.5      | 31,360                              | 391,863            | 14  | Hunter/Swarzak/J. Johnson                                   |  |
| 11                   | ----- BAL     | 8-5   | W   | 17-16 | 4    | -2.5      | 32,221                              | 424,084            | 15  | Worley/S. Johnson/Burton                                    |  |
| 12                   | ----- BAL     | 0-6   | L   | 17-17 | 4    | -2.5      | 34,320                              | 458,404            | 16  | Chen/Diamond  |  |
| 13                   | ----- CWS     | 10-3  | W   | 18-17 | 4    | -2.5      | 25,605                              | 484,009            | 17  | Hernandez/Santiago  |  |
| 14                   | ----- CWS     | 2-4   | L   | 18-18 | 4    | -3.5      | 32,023                              | 516,032            | 18  | Peavy/Correia/Reed  |  |
| 15                   | ----- CWS     | 4-9   | L   | 18-19 | 4    | -3.5      | 35,613                              | 551,645            | 19  | Axelrod/Pelfrey   |  |
| 16                   | ----- OFF DAY |       |     |       | 4    | -3.0      |                                     |                    |   |   |  |
| 17                   | ----- BOS     | ^2-3  | L   | 18-20 | T4   | -4.0      | 30,210                              | 581,855            | 20  | Wilson/Roenicke/Uehara                                      |  |
| 18                   | ----- BOS     | 5-12  | L   | 18-21 | T4   | -5.0      | 36,967                              | 618,822            | 21  | Breslow/Diamond   |  |
| 19                   | ----- BOS     | 1-5   | L   | 18-22 | T4   | -6.0      | 33,042                              | 651,864            | 22  | Lackey/Hernandez  |  |
| 20                   | ----- at ATL  | 1-5   | L   | 18-23 | 5    | -7.0      | 20,173                              |                    |   | Teheran/Correia/Gearrin                                     |  |
| 21                   | ----- at ATL  | ^4-5  | L   | 18-24 | 5    | -7.0      | 28,663                              |                    |   | Kimblrel/Duensing   |  |
| 22                   | ----- at ATL  | 3-8   | L   | 18-25 | 5    | -7.0      | 27,798                              |                    |   | Maholm/Worley   |  |
| 23                   | ----- at DET  | 6-7   | L   | 18-26 | 5    | -8.0      | 32,804                              |                    |   | Benoit/Burton/Valverde                                      |  |
| 24                   | ----- at DET  | 0-6   | L   | 18-27 | 5    | -8.5      | 39,789                              |                    |   | Sanchez/Deduno  |  |
| 25                   | ----- at DET  | 3-2   | W   | 19-27 | 5    | -7.5      | 41,927                              |                    |   | Walters/Fister/Perkins                                      |  |
| 26                   | ----- at DET  | 1-6   | L   | 19-28 | 5    | -8.5      | 42,394                              |                    |   | Scherzer/Pelfrey  |  |
| 27                   | ----- at MIL  | 6-3   | W   | 20-28 | 5    | -8.5      | 36,617                              |                    |   | Correia/Peralta/Perkins                                     |  |
| 28                   | ----- at MIL  | ^6-5  | W   | 21-28 | T4   | -7.5      | 24,415                              |                    |   | Pressly/Badenhop/Duensing                                   |  |
| 29                   | ----- MIL     | 4-1   | W   | 22-28 | 4    | -6.5      | 31,359                              | 683,223            | 23  | Deduno/Estrada/Perkins                                      |  |
| 30                   | ----- MIL     | 8-6   | W   | 23-28 | 4    | -5.5      | 32,688                              | 715,911            | 24  | Walters/Lohse/Burton  |  |
| 31                   | ----- SEA     | 0-3   | L   | 23-29 | 4    | -5.5      | 31,430                              | 747,341            | 25  | Iwakuma/Pelfrey/Wilhelmsen                                  |  |
| <b>JUNE (13-13)</b>  |               |       |     |       |      |           | <b>BATTING: .260 (230-FOR-884)</b>  |                    | <b>PITCHING: 13-13-9, 3.99 (228.0 IP, 101 ER)</b> |   |  |
| 1                    | ----- SEA     | 5-4   | W   | 24-29 | T3   | -5.5      | 33,417                              | 780,758            | 26  | Thielbar/Wilhelmsen   |  |
| 2                    | ----- SEA     | 10-0  | W   | 25-29 | 3    | -4.5      | 34,876                              | 815,634            | 27  | Diamond/Bonderman   |  |

# TWINS 2013 DAY-BY-DAY

| Date                  | Opp.   | Score | W/L | Rcd.  | Pos. | GA/GB   | Daily Home Att.                     | Total Home Att. | Date  | Winner/Loser/Save                                      |
|-----------------------|--|-------|-----|-------|------|---------|-------------------------------------|-----------------|---|--|
| 3-----                | OFF DAY  |       |     |       |      | 3 -4.5  |                                     |                 |   |  |
| 4-----                | at KC  | 3-0   | W   | 26-29 | 3    | -4.5    | 20,134                              |                 |   | Deduno/Mendoza/Perkins                                 |
| 5-----                | at KC  | 1-4   | L   | 26-30 | 3    | -4.5    | 12,407                              |                 |   | Guthrie/Walters/Holland                                |
| 6-----                | at KC  | 3-7   | L   | 26-31 | 3    | -5.5    | 14,942                              |                 |   | Collins/Burton   |
| 7-----                | at WAS   |       |     |       |      | 3 -6.0  |                                     |                 |   | -- Postponed, Weather - Scheduled makeup for June 9 -- |
| 8-----                | at WAS   | ^4-3  | W   | 27-31 | 3    | -6.0    | 41,587                              |                 |   | Roenicke/Stammen/Perkins                               |
| 9-----                | at WAS   | 0-7   | L   | 27-32 | 4    | -7.0    | 38,516                              |                 |   | Zimmerman/Diamond                                      |
| -----                 | at WAS++   | 4-5   | L   | 27-33 | 4    | -7.5    | 27,949                              |                 |   | Clippard/Swarzak/Soriano                               |
| 10-----               | OFF DAY  |       |     |       | T4   | -7.0    |                                     |                 |   |  |
| 11-----               | PHI  | 3-2   | W   | 28-33 | 4    | -7.0    | 30,104                              | 845,738         | 28  | Duensing/Adams/Perkins                                 |
| 12-----               | PHI  | 4-3   | W   | 29-33 | 4    | -6.0    | 28,910                              | 874,648         | 29  | Duensing/Bastardo/Perkins                              |
| 13-----               | PHI  | 2-3   | L   | 29-34 | 4    | -6.5    | 28,519                              | 903,167         | 30  | Lee/Burton/Papelbon                                    |
| 14-----               | DET  | 0-4   | L   | 29-35 | 4    | -7.5    | 29,571                              | 932,738         | 31  | Porcello/Diamond                                       |
| 15-----               | DET  | 6-3   | W   | 30-35 | 4    | -6.5    | 35,017                              | 967,755         | 32  | Deduno/Downs/Perkins                                   |
| 16-----               | DET  | 2-5   | L   | 30-36 | 4    | -7.5    | *39,317                             | 1,007,072       | 33  | Fister/Walters/Benoit                                  |
| 17-----               | OFF DAY  |       |     |       |      | 4 -8.0  |                                     |                 |   |  |
| 18-----               | CWS  | 7-5   | W   | 31-36 | 4    | -7.0    | 30,387                              | 1,037,459       | 34  | Burton/Troncoso/Perkins                                |
| 19-----               | CWS  | 7-4   | W   | 32-36 | 4    | -6.0    | 30,003                              | 1,067,462       | 35  | Correia/Sale/Perkins                                   |
| 20-----               | CWS  | 8-4   | W   | 33-36 | 4    | -6.0    | 35,837                              | 1,103,299       | 36  | Diamond/Danks  |
| 21-----               | at CLE   | 1-5   | L   | 33-37 | 4    | -6.0    | 26,442                              |                 |   | Kazmir/Deduno  |
| 22-----               | at CLE   | 7-8   | L   | 33-38 | 4    | -7.0    | 21,417                              |                 |   | Kluber/Walters/Pestano                                 |
| 23-----               | at CLE   | 5-3   | W   | 34-38 | 4    | -7.0    | 17,143                              |                 |   | Hernandez/Carrasco/Perkins                             |
| 24-----               | OFF DAY  |       |     |       |      | 4 -7.0  |                                     |                 |   |  |
| 25-----               | at MIA   | 2-4   | L   | 34-39 | 4    | -7.0    | 14,581                              |                 |   | Ramos/Correia/Cishek                                   |
| 26-----               | at MIA   | 3-5   | L   | 34-40 | 4    | -7.0    | 15,318                              |                 |   | Slowey/Diamond/Cishek                                  |
| 27-----               | KC   | 3-1   | W   | 35-40 | 4    | -6.0    | 28,040                              | 1,131,339       | 37  | Deduno/Guthrie/Perkins                                 |
| 28-----               | KC   | 3-9   | L   | 35-41 | 4    | -7.0    | 28,916                              | 1,160,255       | 38  | Shields/Walters  |
| 29-----               | KC   | 6-2   | W   | 36-41 | 4    | -6.0    | 36,881                              | 1,197,136       | 39  | Gibson/Davis   |
| 30-----               | KC   | 8-9   | L   | 36-42 | 4    | -6.0    | 34,232                              | 1,231,368       | 40  | Crow/Burton/Holland                                    |
| <b>JULY (9-17)</b>    |  |       |     |       |      |         | <b>BATTING: .225 (205-FOR-910)</b>  |                 | <b>PITCHING: 9-17-5, 4.20 (233.2 IP, 109 ER)</b>  |  |
| 1-----                | NY Yankees   | 4-10  | L   | 36-43 | 4    | -6.5    | 29,619                              | 1,260,987       | 41  | Chamberlain/Burton                                     |
| 2-----                | NY Yankees   | 3-7   | L   | 36-44 | 4    | -7.5    | 29,029                              | 1,290,016       | 42  | Hughes/Deduno/Rivera                                   |
| 3-----                | NY Yankees   | 2-3   | L   | 36-45 | 4    | -8.0    | *38,457                             | 1,328,473       | 43  | Sabathia/Walters/Rivera                                |
| 4-----                | NY Yankees   | 5-9   | L   | 36-46 | 4    | -9.0    | *38,260                             | 1,366,733       | 44  | Phelps/Gibson  |
| 5-----                | at TOR   | 0-4   | L   | 36-47 | 4    | -10.0   | 25,672                              |                 |   | Buehrle/Correia  |
| 6-----                | at TOR   | 6-0   | W   | 37-47 | 4    | -10.0   | 37,034                              |                 |   | Pelfrey/Dickey   |
| 7-----                | at TOR   | 5-11  | L   | 37-48 | 4    | -10.0   | 43,795                              |                 |   | Redmond/Diamond  |
| 8-----                | at TB  | 4-7   | L   | 37-49 | 4    | -11.0   | 11,516                              |                 |   | Torres/Deduno/Rodney                                   |
| 9-----                | at TB  | 1-4   | L   | 37-50 | 4    | -11.0   | 12,777                              |                 |   | Archer/Gibson/Rodney                                   |
| 10-----               | at TB  | ^3-4  | L   | 37-51 | 4    | -12.0   | 12,757                              |                 |   | Ramos/Pressly  |
| 11-----               | at TB  | 3-4   | L   | 37-52 | 4    | -12.0   | 24,751                              |                 |   | Moore/Pelfrey/McGee                                    |
| 12-----               | at NY Yankees  | 0-2   | L   | 37-53 | 4    | -12.5   | 40,247                              |                 |   | Kuroda/Pressly/Rivera                                  |
| 13-----               | at NY Yankees  | 4-1   | W   | 38-53 | 4    | -12.0   | 40,301                              |                 |   | Deduno/Hughes/Perkins                                  |
| 14-----               | at NY Yankees  | 10-4  | W   | 39-53 | 4    | -12.0   | 43,131                              |                 |   | Gibson/Sabathia  |
| 15-----               | ALL STAR BREAK                                       |       |     |       |      |         |                                     |                 |   |  |
| 16-----               | ALL STAR GAME - American League 3, National League 0 |       |     |       |      |         |                                     |                 |   |  |
| 17-----               | ALL STAR BREAK                                       |       |     |       |      |         |                                     |                 |   |  |
| 18-----               | ALL STAR BREAK                                       |       |     |       |      |         |                                     |                 |   |  |
| 19-----               | CLE  | 3-2   | W   | 40-53 | 4    | -11.0   | 36,280                              | 1,403,013       | 45  | Fien/Smith/Perkins                                     |
| 20-----               | CLE  | 3-2   | W   | 41-53 | 4    | -10.0   | *38,626                             | 1,441,639       | 46  | Correia/Hill/Perkins                                   |
| 21-----               | CLE  | 7-1   | L   | 41-54 | 4    | -11.0   | 31,753                              | 1,473,392       | 47  | Masterson/Diamond                                      |
| 22-----               | at LAA   | 4-3   | W   | 42-54 | 4    | -11.0   | 33,363                              |                 |   | Deduno/Blanton/Perkins                                 |
| 23-----               | at LAA   | ^10-3 | W   | 43-54 | 4    | -11.0   | 39,177                              |                 |   | Perkins/Frieri   |
| 24-----               | at LAA   | 0-1   | L   | 43-55 | 4    | -12.0   | 38,209                              |                 |   | Weaver/Pelfrey/Frieri                                  |
| 25-----               | at SEA   | 2-8   | L   | 43-56 | 4    | -12.0   | 18,135                              |                 |   | Iwakuma/Correia  |
| 26-----               | at SEA   | ^3-2  | W   | 44-56 | 4    | -12.0   | 23,162                              |                 |   | Duensing/Medina/Perkins                                |
| 27-----               | at SEA   | 4-0   | W   | 45-56 | 4    | -12.0   | 24,524                              |                 |   | Deduno/Harang  |
| 28-----               | at SEA   | 4-6   | L   | 45-57 | 4    | -13.0   | 35,087                              |                 |   | Ramirez/Gibson/Wilhelmson                              |
| 29-----               | OFF DAY  |       |     |       |      | 4 -13.0 |                                     |                 |   |  |
| 30-----               | KC   | 2-7   | L   | 45-58 | 4    | -14.0   | 33,085                              | 1,506,477       | 48  | Santana/Pelfrey  |
| 31-----               | KC   | 3-4   | L   | 45-59 | 4    | -15.0   | 32,789                              | 1,539,266       | 49  | Guthrie/Thielbar/Holland                               |
| <b>AUGUST (13-17)</b> |  |       |     |       |      |         | <b>BATTING: .228 (233-FOR-1020)</b> |                 | <b>PITCHING: 13-17-5, 4.14 (271.2 IP, 125 ER)</b> |  |
| 1-----                | KC   | 2-7   | L   | 45-60 | 4    | -15.5   | 35,448                              | 1,574,714       | 50  | Shields/Diamond  |
| 2-----                | HOU  | ^4-3  | W   | 46-60 | 4    | -15.5   | 30,633                              | 1,605,347       | 51  | Pressly/Keuchel  |
| 3-----                | HOU  | 6-4   | W   | 47-60 | 4    | -15.5   | *38,078                             | 1,643,425       | 52  | Duensing/Harrel/Perkins                                |
| 4-----                | HOU  | 3-2   | W   | 48-60 | 4    | -15.5   | 34,780                              | 1,678,205       | 53  | Thielbar/Peacock/Perkins                               |
| 5-----                | at KC  | 0-13  | L   | 48-61 | 4    | -16.5   | 21,474                              |                 |   | Guthrie/Correia  |

# TWINS 2013 DAY-BY-DAY

| Date                    | Opp.      | Score | W/L | Rcd.  | Pos. | GA/GB                             | Daily Home Att. | Total Home Att. | Date   | Winner/Loser/Save         |  |
|-------------------------|-----------|-------|-----|-------|------|-----------------------------------|-----------------|-----------------|--|---------------------------|--|
| 6-----                  | at KC     | 7-0   | W   | 49-61 | 4    | -16.5                             | 18,924          |                 |  | Albers/Shields            |  |
| 7-----                  | at KC     | 2-5   | L   | 49-62 | 4    | -17.5                             | 20,198          |                 |  | Coleman/Deduno/Holland    |  |
| 8-----                  | OFF DAY   |       |     |       |      | -18.0                             |                 |                 |  |                           |  |
| 9-----                  | at CWS    | 7-5   | W   | 50-62 | 4    | -17.5                             | 17,439          |                 |  | Duensing/Veal             |  |
| -----                   | at CWS### | ^3-2  | W   | 51-62 | 4    | -16.5                             | 23,804          |                 |  | Duensing/Axelrod          |  |
| 10-----                 | at CWS    | 4-5   | L   | 51-63 | 4    | -17.5                             | 24,529          |                 |  | Purcey/Pelfrey/Reed       |  |
| 11-----                 | at CWS    | 5-2   | W   | 52-63 | 4    | -16.5                             | 26,344          |                 |  | Correia/Quintana          |  |
| 12-----                 | CLE       | 3-0   | W   | 53-63 | 4    | -15.5                             | 30,922          | 1,709,127       | 54   | Albers/Salazar            |  |
| 13-----                 | CLE       | 2-5   | L   | 53-64 | 4    | -15.5                             | 29,806          | 1,738,933       | 55   | McAllister/Deduno/Perez   |  |
| 14-----                 | CLE       | ^8-9  | L   | 53-65 | 4    | -16.5                             | 35,133          | 1,774,066       | 56   | Perez/Pressly/Smith       |  |
| 15-----                 | CWS       | 4-3   | W   | 54-65 | 4    | -16.5                             | 32,851          | 1,806,917       | 57   | Burton/Troncoco           |  |
| 16-----                 | CWS       | 2-5   | L   | 54-66 | 4    | -16.0                             | 28,834          | 1,835,751       | 58   | Quintana/Correia/Reed     |  |
| 17-----                 | CWS       | 5-8   | L   | 54-67 | 4    | -17.0                             | 36,833          | 1,872,584       | 59   | Sale/Albers/Reed          |  |
| 18-----                 | CWS       | 2-5   | L   | 54-68 | 4    | -18.0                             | 32,905          | 1,905,489       | 60   | Santiago/Deduno/Reed      |  |
| 19-----                 | NYM##     | 1-6   | L   | 54-69 | 4    | -18.5                             | 30,913          | 1,936,402       | 61   | Gee/Gibson                |  |
| 20-----                 | at DET    | 6-3   | W   | 55-69 | 4    | -17.5                             | 37,964          |                 |  | Pelfrey/Porcello/Perkins  |  |
| 21-----                 | at DET    | 1-7   | L   | 55-70 | 4    | -18.5                             | 38,092          |                 |  | Smyly/Correia/Veras       |  |
| 22-----                 | at DET    | 7-6   | W   | 56-70 | 4    | -17.5                             | 39,653          |                 |  | Fien/Rondon/Perkins       |  |
| 23-----                 | at CLE    | 5-1   | W   | 57-70 | 4    | -17.5                             | 23,218          |                 |  | Deduno/Jimenez            |  |
| 24-----                 | at CLE    | 2-7   | L   | 57-71 | 4    | -18.5                             | 26,870          |                 |  | McAllister/Hendriks       |  |
| 25-----                 | at CLE    | 1-3   | L   | 57-72 | 4    | -19.5                             | 21,042          |                 |  | Smith/Burton/Perez        |  |
| 26-----                 | OFF DAY   |       |     |       |      | -19.0                             |                 |                 |  |                           |  |
| 27-----                 | KC        | 1-6   | L   | 57-73 | 4    | -19.0                             | 27,006          | 1,963,408       | 62   | Shields/Burton            |  |
| 28-----                 | KC        | 1-8   | L   | 57-74 | 4    | -19.0                             | 27,379          | 1,990,787       | 63   | Duffy/Albers              |  |
| 29-----                 | KC        | 1-3   | L   | 57-75 | 4    | -20.0                             | 28,012          | 2,018,799       | 64   | Chen/Deduno/Holland       |  |
| 30-----                 | at TEX    | 3-2   | W   | 58-75 | 4    | -20.0                             | 34,815          |                 |  | Hendriks/Darvish/Perkins  |  |
| 31-----                 | at TEX    | 1-2   | L   | 58-76 | 4    | -21.0                             | 36,041          |                 |  | Nathan/Thielbar           |  |
| <b>SEPTEMBER (8-20)</b> |           |       |     |       |      | <b>BATTING: 255 (246-FOR-966)</b> |                 |                 | <b>PITCHING: 8-20-6, 5.86 (250.1 IP, 163 ER)</b> |                           |  |
| 1-----                  | at TEX    | 4-2   | W   | 59-76 | 4    | -20.0                             | 36,549          |                 |  | Correia/Blackley/Perkins  |  |
| 2-----                  | at HOU    | 10-6  | W   | 60-76 | 4    | -20.0                             | 14,287          |                 |  | Roenicke/Lo               |  |
| 3-----                  | at HOU    | ^9-6  | W   | 61-76 | 4    | -19.0                             | 13,500          |                 |  | Thielbar/Chapman/Roenicke |  |
| 4-----                  | at HOU    | 6-5   | L   | 61-77 | 4    | -19.0                             | 14,869          |                 |  | Bedard/Duensing           |  |
| 5-----                  | OFF DAY   |       |     |       |      | -19.0                             |                 |                 |  |                           |  |
| 6-----                  | TOR       | 5-6   | L   | 61-78 | 4    | -20.0                             | 27,044          | 2,045,843       | 65   | Dickey/Pelfrey/Janssen    |  |
| 7-----                  | TOR       | 2-11  | L   | 61-79 | 4    | -20.0                             | 32,882          | 2,078,725       | 66   | Happ/Correia              |  |
| 8-----                  | TOR       | 0-2   | L   | 61-80 | 4    | -20.0                             | 29,450          | 2,108,175       | 67   | Rogers/Burton/Janssen     |  |
| 9-----                  | LAA+      | 6-3   | W   | 62-80 | 4    | -19.0                             | 21,826          | 2,130,001       | 68   | Fien/Rasmus/Perkins       |  |
| 10-----                 | OAK       | 4-3   | W   | 63-80 | 4    | -19.0                             | 26,017          | 2,156,018       | 69   | Swarzak/Cook/Perkins      |  |
| 11-----                 | OAK       | 3-18  | L   | 63-81 | 4    | -20.0                             | 24,522          | 2,180,540       | 70   | Gray/Pelfrey              |  |
| 12-----                 | OAK       | 2-8   | L   | 63-82 | 4    | -20.5                             | 26,188          | 2,206,728       | 71   | Griffin/Diamond           |  |
| 13-----                 | TB        | 0-3   | L   | 63-83 | 4    | -21.5                             | 27,292          | 2,234,020       | 72   | Archer/Correia/Rodney     |  |
| 14-----                 | TB        | 0-7   | L   | 63-84 | 4    | -21.5                             | 28,541          | 2,262,561       | 73   | Gomes/Albers              |  |
| 15-----                 | TB        | 6-4   | W   | 64-84 | 4    | -21.5                             | 27,988          | 2,290,549       | 74   | Fien/Peralta/Perkins      |  |
| 16-----                 | at CWS    | 1-12  | L   | 64-85 | 4    | -22.5                             | 15,018          |                 |  | Johnson/Hendriks          |  |
| 17-----                 | at CWS    | 3-4   | L   | 64-86 | 4    | -23.5                             | 15,964          |                 |  | Quintana/Pelfrey/Reed     |  |
| 18-----                 | at CWS    | 4-3   | W   | 65-86 | 4    | -22.5                             | 14,520          |                 |  | Diamond/Danks/Perkins     |  |
| 19-----                 | at OAK    | 6-8   | L   | 65-87 | 4    | -23.5                             | 11,461          |                 |  | Doolittle/Martins         |  |
| 20-----                 | at OAK    | 0-11  | L   | 65-88 | 4    | -24.5                             | 36,067          |                 |  | Colon/Albers              |  |
| 21-----                 | at OAK    | 1-9   | L   | 65-89 | 4    | -25.5                             | 26,393          |                 |  | Parker/Hernandez          |  |
| 22-----                 | at OAK    | 7-11  | L   | 65-90 | 4    | -25.5                             | 30,589          |                 |  | Gray/De Vries             |  |
| 23-----                 | DET       | ^4-3  | W   | 66-90 | 4    | -24.5                             | 24,647          | 2,315,196       | 75   | Swarzak/Putkonen          |  |
| 24-----                 | DET       | 2-4   | L   | 66-91 | 4    | -25.5                             | 25,541          | 2,340,737       | 76   | Fister/Diamond/Benoit     |  |
| 25-----                 | DET       | 0-1   | L   | 66-92 | 4    | -26.5                             | 26,517          | 2,367,254       | 77   | Scherzer/Correia/Benoit   |  |
| 26-----                 | CLE       | 5-6   | L   | 66-93 | 4    | -27.0                             | 24,929          | 2,392,183       | 78   | Shaw/Albers/Smith         |  |
| 27-----                 | CLE       | 6-12  | L   | 66-94 | 4    | -27.0                             | 24,074          | 2,416,257       | 79   | Kluber/Hernandez          |  |
| 28-----                 | CLE       | 1-5   | L   | 66-95 | 4    | -27.0                             | 30,452          | 2,446,709       | 80   | Kazmir/De Vries           |  |
| 29-----                 | CLE       | 1-5   | L   | 66-96 | 4    | -27.0                             | 30,935          | 2,477,644       | 81   | Jimenez/Diamond           |  |

\* - Denotes Sellout

# - Denotes makeup game from rainout on 4/28

## - Denotes Makeup game from rainout on 8/31

### - Denotes makup game from rainout on 9/21

^ - Extra innings (9-7)

# TWINS 2013 HOME RUNS

## HOME RUNS BY POSITION

| C  | 1B | 2B | 3B | SS | LF | CF | RF | DH | PH | TOTAL |
|----|----|----|----|----|----|----|----|----|----|-------|
| 22 | 19 | 18 | 14 | 11 | 20 | 12 | 20 | 14 | 1  | 151   |

### OSWALDO ARCIA (14)

| No. | Date    | Opp.   | Runs | Pitcher   |
|-----|---------|--------|------|-----------|
| 1   | 4/23(1) | MIA    | 3    | Fernandez |
| 2   | 4/26    | TEX    | 3    | Nathan    |
| 3   | 5/09    | at BOS | 2    | Lackey    |
| 4   | 5/22    | at ATL | 1    | Rasmus    |
| 5   | 6/20    | CWS    | 1    | Danks     |
| 6   | 6/22    | at CLE | 1    | Kluber    |
| 7   | 8/04    | HOU    | 1    | Peacock   |
| 8   | 8/09(1) | at CWS | 1    | Purcey    |
| 9   | 8/09(2) | at CWS | 1    | Axelrod   |
| 10  | 8/10    | at CWS | 1    | Rienzo    |
| 11  | 9/10    | OAK    | 1    | Parker    |
| 12  | 9/12    | OAK    | 1    | Griffin   |
| 13  | 9/19    | at OAK | 1    | Anderson  |
| 14  | 9/22    | at OAK | 3    | Gray      |

### CHRIS COLABELLO (7)

| No. | Date    | Opp.   | Runs | Pitcher |
|-----|---------|--------|------|---------|
| 1   | 7/26    | at SEA | 2    | Medina  |
| 2   | 7/28    | at SEA | 2    | Ramirez |
| 3   | 8/06    | at KC  | 1    | Shields |
| 4   | 8/09(1) | at CWS | 1    | Danks   |
| 5   | 9/02    | at HOU | 1    | Clemens |
| 6   | 9/02    | at HOU | 4    | Lo      |
| 7   | 9/06    | TOR    | 2    | Dickey  |

### RYAN DOUMIT (14)

| No. | Date | Opp.   | Runs | Pitcher   |
|-----|------|--------|------|-----------|
| 1   | 5/07 | at BOS | 1    | Dempster  |
| 2   | 5/08 | at BOS | 2    | Webster   |
| 3   | 5/11 | BAL    | 2    | Patton    |
| 4   | 5/28 | at MIL | 2    | Figaro    |
| 5   | 5/30 | MIL    | 2    | Lohse     |
| 6   | 6/02 | SEA    | 1    | Bonderman |
| 7   | 6/04 | at KC  | 1    | Mendoza   |
| 8   | 6/06 | at KC  | 2    | Davis     |
| 9   | 7/13 | at NYY | 1    | Hughes    |
| 10  | 8/17 | CWS    | 2    | Jones     |
| 11  | 8/22 | at DET | 3    | Verlander |
| 12  | 9/04 | at HOU | 1    | Bedard    |
| 13  | 9/15 | TB     | 1    | Peralta   |
| 14  | 9/24 | DET    | 1    | Fister    |

### BRIAN DOZIER (18)

| No. | Date | Opp.   | Runs | Pitcher    |
|-----|------|--------|------|------------|
| 1   | 5/06 | at BOS | 1    | Hanrahan   |
| 2   | 5/30 | MIL    | 1    | Lohse      |
| 3   | 6/02 | SEA    | 1    | Noesi      |
| 4   | 6/16 | DET    | 1    | Fister     |
| 5   | 6/19 | CWS    | 3    | Sale       |
| 6   | 6/20 | CWS    | 2    | Danks      |
| 7   | 6/21 | at CLE | 1    | Kazmir     |
| 8   | 7/06 | at TOR | 3    | Dickey     |
| 9   | 7/27 | at SEA | 1    | Medina     |
| 10  | 8/06 | at KC  | 1    | Shields    |
| 11  | 8/11 | at CWS | 3    | Quintana   |
| 12  | 8/12 | CLE    | 1    | Salazar    |
| 13  | 8/24 | at CLE | 1    | McAllister |
| 14  | 8/29 | KC     | 1    | Chen       |
| 15  | 8/31 | at TEX | 1    | Garza      |
| 16  | 9/02 | at HOU | 1    | Harrell    |
| 17  | 9/03 | at HOU | 2    | Cosart     |
| 18  | 9/23 | DET    | 1    | Benoit     |

### EDUARDO ESCOBAR (3)

| No. | Date | Opp.  | Runs | Pitcher |
|-----|------|-------|------|---------|
| 1   | 4/09 | at KC | 1    | Guthrie |
| 2   | 5/15 | CWS   | 1    | Axelrod |
| 3   | 6/20 | CWS   | 1    | Danks   |

### PEDRO FLORIMON (9)

| No. | Date    | Opp.   | Runs | Pitcher    |
|-----|---------|--------|------|------------|
| 1   | 5/08    | at BOS | 1    | Webster    |
| 2   | 5/17    | BOS    | 2    | Buchholz   |
| 3   | 6/09(2) | at WAS | 2    | Karns      |
| 4   | 7/10    | at TB  | 2    | Hellickson |
| 5   | 7/13    | at NYY | 2    | Hughes     |
| 6   | 7/23    | at LAA | 2    | Buckner    |
| 7   | 7/31    | KC     | 1    | Guthrie    |
| 8   | 8/20    | at DET | 1    | Bonderman  |
| 9   | 9/27    | CLE    | 2    | Kluber     |

### ERIC FRYER (1)

| No. | Date | Opp. | Runs | Pitcher |
|-----|------|------|------|---------|
| 1   | 9/11 | OAK  | 1    | Milone  |

### CHRIS HERRMANN (4)

| No. | Date    | Opp.   | Runs | Pitcher   |
|-----|---------|--------|------|-----------|
| 1   | 6/02    | SEA    | 1    | Bonderman |
| 2   | 7/23    | at LAA | 4    | Frieri    |
| 3   | 8/09(1) | at CWS | 1    | Leesman   |
| 4   | 8/30    | at TEX | 2    | Darvish   |

### AARON HICKS (8)

| No. | Date | Opp.   | Runs | Pitcher  |
|-----|------|--------|------|----------|
| 1   | 5/04 | at CLE | 1    | Kazmir   |
| 2   | 5/13 | CWS    | 1    | Santiago |
| 3   | 5/13 | CWS    | 1    | Santiago |
| 4   | 5/22 | at ATL | 1    | Rasmus   |
| 5   | 5/28 | at MIL | 1    | Figaro   |
| 6   | 5/29 | MIL    | 1    | Estrada  |
| 7   | 7/07 | at TOR | 2    | Redmond  |
| 8   | 7/14 | at NYY | 3    | Sabathia |

### JOE MAUER (11)

| No. | Date | Opp.   | Runs | Pitcher     |
|-----|------|--------|------|-------------|
| 1   | 4/09 | at KC  | 1    | Guthrie     |
| 2   | 4/15 | LAA    | 1    | Blanton     |
| 3   | 5/25 | at DET | 1    | Fister      |
| 4   | 5/27 | at MIL | 1    | Gorzellanny |
| 5   | 5/30 | MIL    | 1    | Lohse       |
| 6   | 6/08 | at WAS | 2    | Gonzalez    |
| 7   | 6/18 | CWS    | 2    | Axelrod     |
| 8   | 6/22 | at CLE | 2    | Kluber      |
| 9   | 8/11 | at CWS | 2    | Quintana    |
| 10  | 8/14 | CLE    | 1    | Perez       |
| 11  | 8/16 | CWS    | 1    | Quintana    |

### JUSTIN MORNEAU (17)

| No. | Date    | Opp.   | Runs | Pitcher   |
|-----|---------|--------|------|-----------|
| 1   | 4/13    | NYM    | 1    | Harvey    |
| 2   | 4/28    | TEX    | 2    | Ogando    |
| 3   | 6/19    | CWS    | 2    | Heath     |
| 4   | 6/30    | KC     | 2    | Collins   |
| 5   | 7/04    | NYM    | 1    | Phelps    |
| 6   | 7/04    | NYM    | 1    | Logan     |
| 7   | 7/08    | at TB  | 1    | Hernandez |
| 8   | 7/27    | at SEA | 1    | Medina    |
| 9   | 8/01    | KC     | 1    | Shields   |
| 10  | 8/04    | HOU    | 2    | Peacock   |
| 11  | 8/06    | at KC  | 2    | Shields   |
| 12  | 8/09(1) | at CWS | 4    | Jones     |
| 13  | 8/09(1) | at CWS | 1    | Troncoso  |
| 14  | 8/10    | at CWS | 3    | Rienzo    |
| 15  | 8/20    | at DET | 2    | Porcello  |
| 16  | 8/28    | KC     | 1    | Crow      |
| 17  | 8/30    | at TEX | 1    | Darvish   |

### CHRIS PARMELEE (8)

| No. | Date | Opp.   | Runs | Pitcher  |
|-----|------|--------|------|----------|
| 1   | 4/06 | at BAL | 2    | Tillman  |
| 2   | 5/01 | at DET | 1    | Downs    |
| 3   | 5/03 | at CLE | 2    | Allen    |
| 4   | 5/27 | at MIL | 1    | Badenhop |
| 5   | 5/30 | MIL    | 1    | Lohse    |
| 6   | 6/22 | at CLE | 1    | Shaw     |
| 7   | 6/22 | at CLE | 1    | Pestano  |
| 8   | 7/01 | NYM    | 1    | Pettitte |

### JOSMIL PINTO (4)

| No. | Date | Opp.   | Runs | Pitcher |
|-----|------|--------|------|---------|
| 1   | 9/06 | TOR    | 1    | Janssen |
| 2   | 9/15 | TB     | 3    | Peralta |
| 3   | 9/21 | at OAK | 1    | Parker  |
| 4   | 9/26 | CLE    | 2    | Perez   |

### TREVOR PLOUFFE (14)

| No. | Date | Opp.   | Runs | Pitcher    |
|-----|------|--------|------|------------|
| 1   | 4/04 | DET    | 1    | Porcello   |
| 2   | 4/15 | LAA    | 1    | Blanton    |
| 3   | 5/03 | at CLE | 1    | Masterston |
| 4   | 5/05 | at CLE | 2    | Kluber     |
| 5   | 6/15 | DET    | 2    | Sanchez    |
| 6   | 6/29 | KC     | 2    | Davis      |
| 7   | 6/30 | KC     | 1    | Holland    |
| 8   | 7/03 | NYM    | 1    | Sabathia   |
| 9   | 7/07 | at TOR | 2    | Cecil      |
| 10  | 7/13 | at NYY | 1    | Hughes     |
| 11  | 8/12 | CLE    | 2    | Salazar    |
| 12  | 8/15 | CWS    | 1    | Rienzo     |
| 13  | 9/02 | at HOU | 1    | Clemens    |
| 14  | 9/03 | at HOU | 2    | Cosart     |

### ALEX PRESLEY (1)

| No. | Date | Opp.   | Runs | Pitcher |
|-----|------|--------|------|---------|
| 1   | 9/04 | at HOU | 3    | Lyles   |

### CLETE THOMAS (4)

| No. | Date | Opp.   | Runs | Pitcher |
|-----|------|--------|------|---------|
| 1   | 6/20 | CWS    | 1    | Danks   |
| 2   | 6/28 | KC     | 1    | Shields |
| 3   | 6/30 | KC     | 2    | Santana |
| 4   | 7/22 | at LAA | 1    | Blanton |

### JOSH WILLINGHAM (14)

| No. | Date    | Opp.   | Runs | Pitcher    |
|-----|---------|--------|------|------------|
| 1   | 4/04    | DET    | 2    | Porcello   |
| 2   | 4/09    | at KC  | 1    | Guthrie    |
| 3   | 4/25    | TEX    | 1    | Tepesch    |
| 4   | 4/27    | TEX    | 2    | Holland    |
| 5   | 4/29    | at DET | 1    | Scherzer   |
| 6   | 5/20    | at ATL | 1    | Teheran    |
| 7   | 5/23    | at DET | 3    | Porcello   |
| 8   | 5/23    | at DET | 1    | Downs      |
| 9   | 5/28    | at MIL | 1    | Figaro     |
| 10  | 6/02    | SEA    | 2    | Bonderman  |
| 11  | 8/09(2) | at CWS | 1    | Lindstrom  |
| 12  | 8/13    | CLE    | 1    | McAllister |
| 13  | 9/10    | OAK    | 1    | Parker     |
| 14  | 9/10    | OAK    | 2    | Cook       |

## TWINS 2013 TRANSACTIONS

| DATE     | NO | PLAYER                  | POS | TRANSACTION   |
|----------|----|-------------------------|-----|---|
| 02-14-13 | 56 | Perez, Rafael.....      | lhp | Signed to a minor league contract with invite.  |
| 03-10-13 | 68 | Augenstein, Bryan.....  | rhp | Reassigned to minor league camp.  |
|          | 53 | Blackburn, Nick.....    | rhp | Reassigned to minor league camp.  |
|          | 66 | Meyer, Alex.....        | rhp | Reassigned to minor league camp.  |
|          | 17 | Oliveros, Lester.....   | rhp | Reassigned to minor league camp.  |
|          | 59 | Vasquez, Esmerling..... | rhp | Reassigned to minor league camp.  |
| 03-11-13 | 44 | Herrmann, Chris.....    | c   | Optioned to Triple-A Rochester.   |
|          | 74 | Hermesen, B.J.....      | rhp | Optioned to Double-A New Britain.   |
|          | 65 | May, Trevor.....        | rhp | Optioned to Double-A New Britain.   |
|          | 72 | Tonkin, Michael.....    | rhp | Optioned to Double-A New Britain.   |
|          | 82 | Pinto, Josmil.....      | c   | Optioned to Double-A New Britain.   |
|          | 83 | Santana, Danny.....     | if  | Optioned to Double-A New Britain.   |
| 03-14-13 | 32 | Gibson, Kyle.....       | rhp | Optioned to Triple-A Rochester.   |
|          | 71 | Thielbar, Caleb.....    | lhp | Optioned to Triple-A Rochester.   |
|          | 85 | Beresford, James.....   | if  | Reassigned to minor league camp.  |
|          | 73 | Knudson, Kyle.....      | c   | Reassigned to minor league camp.  |
|          | 81 | Lehmann, Danny.....     | c   | Reassigned to minor league camp.  |
|          | 54 | Slama, Anthony.....     | rhp | Reassigned to minor league camp.  |
| 03-16-13 | 78 | Arcia, Oswaldo.....     | of  | Optioned to Triple-A Rochester.   |
| 03-17-13 | 55 | Colabello, Chris.....   | if  | Reassigned to minor league camp.  |
|          | 26 | Dinkelman, Brian.....   | of  | Reassigned to minor league camp.  |
|          | 77 | Fryer, Eric.....        | c   | Reassigned to minor league camp.  |
|          | 76 | Guerra, Deolis.....     | rhp | Reassigned to minor league camp.  |
|          | 70 | Martis, Shairon.....    | rhp | Reassigned to minor league camp.  |
|          | 80 | Sobolewski, Mark.....   | if  | Reassigned to minor league camp.  |
|          | 11 | Thomas, Clete.....      | of  | Reassigned to minor league camp.  |
| 03-22-13 | 58 | Diamond, Scott.....     | lhp | Placed on 15-day DL (left elbow surgery).   |
|          | 51 | Swarzak, Anthony.....   | rhp | Placed on 15-day DL (left-sided rib fractures).   |
|          | 12 | Benson, Joe.....        | of  | Optioned to Triple-A Rochester.   |
|          | 60 | Hernandez, Pedro.....   | lhp | Optioned to Triple-A Rochester.   |
|          | 67 | Perdomo, Luis.....      | rhp | Reassigned to minor league camp.  |
|          | 79 | Romero, Deibinson.....  | if  | Reassigned to minor league camp.  |
| 03-25-13 | 41 | Butera, Drew.....       | c   | Optioned to Triple-A Rochester.   |
|          | 48 | Boggs, Brandon.....     | of  | Reassigned to minor league camp.  |
|          | 13 | Clement, Jeff.....      | if  | Reassigned to minor league camp.  |
|          | 1  | Olmedo, Ray.....        | if  | Reassigned to minor league camp.  |
|          | 84 | Rohlfing, Dan.....      | c   | Reassigned to minor league camp.  |
| 03-26-13 | 21 | Deduno, Samuel.....     | rhp | Reassigned to minor league camp.  |
|          | 39 | Walters, P.J.....       | rhp | Reassigned to minor league camp.  |
| 03-27-13 | 31 | Burnett, Alex.....      | rhp | Optioned to Triple-A Rochester.   |
| 03-29-13 | 43 | Wood, Tim.....          | rhp | Placed on 15-day DL (right rotator cuff-retro 3/24).  |
|          | 47 | Harden, Rich.....       | rhp | Reassigned to minor league camp.  |
|          | 56 | Perez, Rafael.....      | lhp | Reassigned to minor league camp.  |
|          | 31 | Burnett, Alex.....      | rhp | Claimed off waivers by Toronto.   |
| 03-31-13 | 22 | Ramirez, Wilkin.....    | of  | Contract selected.  |
| 04-06-13 | 64 | Robertson, Tyler.....   | lhp | Optioned to Triple-A Rochester.   |
| 04-07-13 | 38 | De Vries, Cole.....     | rhp | Placed on 15-day DL (right forearm strain-retro 3/30).                                      |
|          | 60 | Hernandez, Pedro.....   | lhp | Recalled from Triple-A Rochester.   |
|          | 51 | Swarzak, Anthony.....   | rhp | Reinstated from 15-day disabled list.   |
| 04-13-13 | 58 | Diamond, Scott.....     | lhp | Reinstated from 15-day disabled list.   |
|          | 62 | Hendriks, Liam.....     | rhp | Optioned to Triple-A Rochester.   |
| 04-14-13 | 22 | Ramirez, Wilkin.....    | of  | Placed on Paternity List.   |
| 04-15-13 | 31 | Arcia, Oswaldo.....     | of  | Recalled from Triple-A Rochester.   |
| 04-16-13 | 31 | Arcia, Oswaldo.....     | of  | Optioned to Triple-A Rochester.   |
|          | 22 | Ramirez, Wilkin.....    | of  | Reinstated from Paternity List.   |
|          | 43 | Wood, Tim.....          | rhp | Began rehab assignment at Single-A Ft. Myers.   |
|          | 19 | Mastroianni, Darin..... | of  | Placed on 15-day DL (stress reaction in left ankle).  |
| 04-17-13 | 31 | Arcia, Oswaldo.....     | of  | Recalled from Triple-A Rochester.   |
| 05-18-13 | 38 | De Vries, Cole.....     | rhp | Returned from rehab assignment, reinstated from 15-day disabled list, optioned to Triple-A. |
| 05-20-13 | 60 | Hernandez, Pedro.....   | lhp | Optioned to Triple-A Rochester.   |
|          | 56 | Theilbar, Caleb.....    | lhp | Recalled from Triple-A Rochester.   |
| 05-22-13 | 24 | Plouffe, Trevor.....    | if  | Placed on 7-day DL (concussion).  |
|          | 19 | Mastroianni, Darin..... | of  | Transferred to 60-day disabled list.  |
|          | 55 | Colabello, Chris.....   | if  | Contract selected.  |
|          | 49 | Worley, Vance.....      | rhp | Optioned to Triple-A Rochester.   |

## TWINS 2013 TRANSACTIONS

| DATE     | NO | PLAYER                  | POS    | TRANSACTION  |
|----------|----|-------------------------|--------|--|
| 05-24-13 | 43 | Wood, Tim.....          | rhp    | Transferred to 60-day disabled list.   |
|          | 21 | Deduno, Samuel.....     | rhp    | Contract selected.   |
|          | 31 | Arcia, Oswaldo.....     | of     | Optioned to Triple-A Rochester.  |
| 05-25-13 | 39 | Walters, P.J.....       | rhp    | Contract selected.   |
|          |    | Benson, Joe.....        | of     | Claimed off outright waivers by Texas.   |
| 05-26-13 | 22 | Ramirez, Wilkin.....    | of     | Placed on 7-day disabled list (concussion).  |
| 05-27-13 | 12 | Herrmann, Chris.....    | c/of   | Recalled from Triple-A Rochester.  |
| 05-29-13 | 55 | Colabello, Chris.....   | inf/of | Optioned to Triple-A Rochester.  |
|          | 24 | Plouffe, Trevor.....    | inf    | Reinstated from 7-day disabled list.   |
| 05-30-13 | 24 | Plouffe, Trevor.....    | inf    | Placed on 15-day DL (left calf strain).  |
|          | 55 | Colabello, Chris.....   | inf    | Recalled from Triple-A Rochester.  |
| 06-02-13 | 55 | Colabello, Chris.....   | inf    | Optioned to Triple-A Rochester.  |
| 06-03-13 | 64 | Robertson, Tyler.....   | lhp    | Designated for release or assignment.  |
|          | 11 | Thomas, Clete.....      | of     | Contract selected.   |
| 06-07-13 | 64 | Robertson, Tyler.....   | lhp    | Claimed off outright waivers by Washington.  |
| 06-09-13 | 55 | Colabello, Chris.....   | inf    | Recalled from Triple-A Rochester.  |
|          | 55 | Colabello, Chris.....   | inf    | Optioned to Triple-A Rochester.  |
| 06-10-13 | 32 | Hicks, Aaron.....       | of     | Placed on 15-day DL (left hamstring strain).   |
| 06-11-13 | 31 | Arcia, Oswaldo.....     | of     | Recalled from Triple-A Rochester.  |
| 06-14-13 | 24 | Plouffe, Trevor.....    | inf    | Returned from rehab assignment, reinstated from 15-day disabled list.                        |
|          | 12 | Herrmann, Chris.....    | c/of   | Optioned to Triple-A Rochester.  |
| 06-23-13 | 37 | Pelfrey, Mike.....      | rhp    | Placed on 15-day DL (back strain-retro 6/19).  |
|          | 60 | Hernandez, Pedro.....   | lhp    | Recalled from Triple-A Rochester.  |
|          | 60 | Hernandez, Pedro.....   | lhp    | Optioned to Triple-A Rochester.  |
| 06-25-13 | 44 | Gibson, Kyle.....       | rhp    | Recalled from Triple-A Rochester.  |
| 07-02-13 | 16 | Willingham, Josh.....   | of     | Placed on 15-day DL (medical meniscus tear & bone bruise in left knee-retro 7/1).            |
|          | 32 | Hicks, Aaron.....       | of     | Returned from rehab assignment, reinstated from 15-day disabled list.                        |
| 07-04-13 | 39 | Walters, P.J.....       | rhp    | Designated for release or assignment.  |
|          | 37 | Pelfrey, Mike.....      | rhp    | Returned from rehab assignment, reinstated from 15-day disabled list.                        |
| 07-11-13 | 56 | Thielbar, Caleb.....    | lhp    | Placed on Bereavement list.  |
|          | 59 | Tonkin, Michael.....    | rhp    | Recalled from Triple-A Rochester.  |
| 07-13-13 | 59 | Tonkin, Michael.....    | rhp    | Optioned to Triple-A Rochester.  |
| 07-14-13 | 56 | Thielbar, Caleb.....    | lhp    | Reinstated from Bereavement list.  |
|          | 31 | Arcia, Oswaldo.....     | of     | Optioned to Triple-A Rochester.  |
|          | 5  | Escobar, Eduardo.....   | inf    | Optioned to Triple-A Rochester.  |
|          | 27 | Parmelee, Chris.....    | of     | Optioned to Triple-A Rochester.  |
|          | 12 | Herrmann, Chris.....    | of/c   | Recalled from Triple-A Rochester.  |
|          | 17 | Bernier, Doug.....      | inf    | Contract selected from Triple-A Rochester.   |
| 07-19-13 | 55 | Colabello, Chris.....   | inf/of | Recalled from Triple-A Rochester.  |
| 07-24-13 | 7  | Mauer, Joe.....         | c      | Placed on Paternity list.  |
|          | 41 | Butera, Drew.....       | c      | Recalled from Triple-A Rochester.  |
| 07-27-13 | 7  | Mauer, Joe.....         | c      | Placed on Restricted list.   |
| 07-28-13 | 41 | Butera, Drew.....       | c      | Optioned to Triple-A Rochester.  |
| 07-29-13 | 7  | Mauer, Joe.....         | c      | Reinstated from Restricted list.   |
| 08-01-13 | 58 | Diamond, Scott.....     | lhp    | Optioned to Triple-A Rochester.  |
|          | 32 | Hicks, Aaron.....       | of     | Optioned to Triple-A Rochester.  |
| 08-02-13 | 31 | Arcia, Oswaldo.....     | of     | Recalled from Triple-A Rochester.  |
|          | 63 | Albers, Andrew.....     | lhp    | Contract selected from Triple-A Rochester.   |
| 08-09-13 | 62 | Hendriks, Liam.....     | rhp    | Recalled from Triple-A Rochester.  |
|          | 9  | Doumit, Ryan.....       | c      | Placed on 7-day disabled list (retro 8/8).   |
|          | 16 | Willingham, Josh.....   | of     | Returned from rehab assignment and reinstated from 15-day disabled list.                     |
|          | 62 | Hendriks, Liam.....     | rhp    | Optioned to Triple-A Rochester.  |
| 08-11-13 | 8  | Carroll, Jamey.....     | inf    | Traded to Kansas City for PTBNL or cash.   |
| 08-12-13 | 22 | Ramirez, Wilkin.....    | of     | Returned from rehab assignment and reinstated from 15-day disabled list.                     |
| 08-15-13 | 19 | Mastroianni, Darin..... | of     | Returned from rehab assignment and reinstated from 60-day disabled list and optioned to AAA. |
| 08-16-13 | 9  | Doumit, Ryan.....       | c/of   | Reinstated from 15-day DL (concussion symptoms).   |
|          | 55 | Colabello, Chris.....   | 1b/of  | Optioned to Triple-A Rochester.  |
| 08-19-13 | 44 | Gibson, Kyle.....       | rhp    | Optioned to Triple-A Rochester.  |
| 08-20-13 | 59 | Tonkin, Michael.....    | rhp    | Recalled from Triple-A Rochester.  |
|          | 7  | Mauer, Joe.....         | c      | Placed on 7-day disabled list (concussion symptoms).   |
| 08-21-13 | 55 | Colabello, Chris.....   | 1b/of  | Recalled from Triple-A Rochester.  |
| 08-23-13 | 59 | Tonkin, Michael.....    | rhp    | Optioned to Triple-A Rochester.  |
| 08-24-13 | 62 | Hendriks, Liam.....     | rhp    | Recalled from Triple-A Rochester.  |
| 08-28-13 | 43 | Wood, Tim.....          | rhp    | Unconditionally released.  |
| 08-30-13 | 21 | Deduno, Samuel.....     | rhp    | Placed on 15-day disabled list (shoulder soreness).  |

## TWINS 2013 TRANSACTIONS

| DATE     | NO | PLAYER             | POS | TRANSACTION  |
|----------|----|--------------------|-----|--|
|          | 22 | Ramirez, Wilkin    | of  | Placed on 15-day disabled list (fractured left tibia). |
|          | 60 | Hernandez, Pedro   | lhp | Recalled from Triple-A Rochester.                      |
|          | 19 | Mastroianni, Darin | of  | Recalled from Triple-A Rochester.                      |
| 08-31-13 | 33 | Morneau, Justin    | inf | Traded to Pittsburgh for OF Alex Presley and PTBNL.    |
|          | 43 | Pinto, Josmil      | c   | Recalled from Triple-A Rochester.                      |
|          | 1  | Presley, Alex      | of  | Recalled from Triple-A Rochester.                      |
| 09-04-13 | 7  | Mauer, Joe         | c   | Transferred to 15-day disabled list.                   |
| 09-09-09 | 27 | Parmelee, Chris    | of  | Recalled from Triple-A Rochester.                      |
|          | 5  | Escobar, Eduardo   | inf | Recalled from Triple-A Rochester.                      |
|          | 58 | Diamond, Scott     | lhp | Recalled from Triple-A Rochester.                      |
|          | 38 | De Vries, Cole     | rhp | Recalled from Triple-A Rochester.                      |
|          | 59 | Tonkin, Michael    | rhp | Recalled from Triple-A Rochester.                      |
|          | 54 | Fryer, Eric        | c   | Contract selected from Triple-A Rochester.             |
|          | 64 | Martis, Shairon    | rhp | Contract selected from Triple-A Rochester.             |
|          | 21 | Deduno, Samuel     | rhp | Transferred to 60-day disabled list.                   |
|          | 22 | Ramirez, Wilkin    | of  | Transferred to 60-day disabled list.                   |
| 10-02-13 | 38 | De Vries, Cole     | rhp | Outrighted to Triple-A Rochester.                      |
|          | 64 | Martis, Shairon    | rhp | Outrighted to Triple-A Rochester.                      |
|          | 20 | Roenicke, Josh     | rhp | Outrighted to Triple-A Rochester.                      |
|          | 11 | Thomas, Clete      | of  | Outrighted to Triple-A Rochester.                      |
| 10-04-13 | 17 | Bernier, Doug      | inf | Outrighted to Triple-A Rochester.                      |

## TWINS AT A GLANCE IN 2013

**Record:** 66-96  
**Home Record:** 32-49  
**Road Record:** 34-47  
**Record in series:** 18-29-4  
**Sweeps/Swept:** 6/12  
**April:** 11-12  
**May:** 12-17  
**June:** 13-13  
**July:** 9-17  
**August:** 13-17  
**September:** 8-20  
**vs. American League East:** 10-23  
**vs. American League Central:** 29-47  
**vs. American League West:** 19-14  
**vs. National League:** 8-12  
**Games vs. LH Starter:** 16-21  
**Games vs. RH Starter:** 50-75  
**Twins score first:** 36-27  
**Opp. scores first:** 30-69  
**Come-from-behind wins:** 38  
**Leading after 7/8 inn.:** 49-6/55-1  
**Trailing after 7/8 inn.:** 10-83/3-90  
**Tied after 7/8 inn.:** 7-7/8-5

**Extra-innings:** 9-7  
**1-run games:** 24-25  
**Twins out-hit opp.:** 43-9  
**Opp. out-hit Twins:** 16-81  
**Twins/Opp. have = hits:** 7-6  
**Twins get Quality Start:** 41-21  
**Twins starter goes 6+ IP:** 44-32  
**Most games over .500:** 2, 4/8  
**Most games under .500:** 30, 9/30  
**Longest winning-streak:** 5, 4/15-23 (1)  
**Longest losing-streak:** 10, 5/14-24  
**When Twins score 4+:** 53-27  
**When Twins score 3-:** 13-69  
**Team-high hits:** 19, 5/8 at BOS  
**Team-high runs:** 15, 5/8 at BOS  
**Opp.-high hits:** 22, 9/11 vs. OAK  
**Opp.-high runs:** 18, 9/11 vs. OAK  
**Twins get 10+ hits:** 29-25  
**Walk-Off W/L:** 5/6, last 9/23 vs. DET (W)  
**Shutouts W/L:** 7/15  
**Complete Games:** 1, 8/13 vs. CLE (Albers)  
**Target Field Sellouts (\*13/All-Time):** 6/152

## TWINS IN DAY-NIGHT SPLIT DOUBLEHEADERS IN 2013

| DATE     | OPPONENT      | GAME 1 SCORE | GAME 2 SCORE         |
|----------|---------------|--------------|----------------------|
| April 23 | Miami         | 4-3 WIN      | 5-8 LOSS             |
| June 9   | at Washington | 4-5 LOSS     | 0-7 LOSS             |
| August 9 | at Chicago-AL | 7-5 WIN      | 3-2 WIN (10 innings) |

# TWINS 2013 HIGHS AND LOWS

## TEAM BATTING:

|   |                                 |
|---|---------------------------------|
| Most At-Bats, Game.....                   | 50, 3x, last 9/3 at HOU         |
| Most Runs, Game.....                      | 15, 5/8 at BOS                  |
| Most Runs, Inning.....                    | 7, 2x, 10th inning, 7/23 at LAA |
| Most Hits, Game.....                      | 19, 5/8 at BOS                  |
| Most Hits, Inning.....                    | 6, 2x, 10th inning, 7/23 at LAA |
| Consecutive Hits.....                     | 4, many                         |
| Consecutive Batters Reached Base.....     | 6, 8th inning, 5/7 at BOS       |
| Fewest Hits, Game.....                    | 1, 5/24 at DET                  |
| Most Doubles, Game.....                   | 6, 2x, last 8/23 at CLE         |
| Most Triples, Game.....                   | 2, 8/3 vs. HOU                  |
| Most Home Runs, Game.....                 | 4, 6x, last 9/2 at HOU          |
| Grand Slams.....                          | 1, 3x, last 9/2 at HOU          |
| Most Total Bases, Game.....               | 33, 6/2 vs. SEA                 |
| Most Extra Base Hits, Game.....           | 8, 3x, last 6/22 at CLE         |
| Most RBI, Game.....                       | 14, 5/8 at BOS                  |
| Most Walks.....                           | 9, 9/2 at HOU                   |
| Most Strikeouts.....                      | 19, 7/10 at TB                  |
| Most Stolen Bases, Game, Twins.....       | 2, 10x, last 9/25 vs. DET       |
| Most Stolen Bases, Game, Opponent.....    | 3, 3x, last 8/29 vs. KC         |
| Most Caught Stealing, Game.....           | 2, 4/6 at BAL                   |
| Most Ground Into Doubleplay, Game.....    | 2, 15x, last 9/27 vs. CLE       |
| Left On Base, Twins.....                  | 14, 6/5 at KC                   |
| Left On Base, Twins in Extra Innings..... | 15, 2x, last 9/23 vs. DET       |
| Consecutive Scoreless Innings.....        | 25, 9/12-15                     |

## INDIVIDUAL BATTING:

|  |                                      |
|--|--------------------------------------|
| Most At-Bats, Game.....                | 7, 4x, last Presley, 9/3 at HOU      |
| Most Runs, Game.....                   | 3, 8x, last Plouffe, 7/14 at NYY     |
| Most Runs, Inning.....                 | 1, many                              |
| Most Hits, Game.....                   | 5, Mauer, 8/14 vs. CLE               |
| Most Hits, Inning.....                 | 2, Florimon, 5/8 at BOS              |
| Most Doubles, Game.....                | 3, Pinto, 9/9 vs. LAA                |
| Most Triples, Game.....                | 1, 15x, last Presley, 9/26 vs. CLE   |
| Most Home Runs, Game.....              | 2, 7x, last Willingham, 9/10 vs. OAK |
| Grand Slams.....                       | 1, 3x, last Colabello, 9/2 at HOU    |
| Most Total Bases, Game.....            | 10, Parmelee, 6/22 at CLE            |
| Most Extra Base Hits, Game.....        | 3, 3x, last Pinto, 9/9 vs. LAA       |
| Most RBI, Game.....                    | 6, Arcia, 9/22 at OAK                |
| Most Walks, Game.....                  | 3, 4x, last Dozier, 6/22 at CLE      |
| Most Strikeouts, Game.....             | 4, 4x, last Parmelee, 9/29 vs. CLE   |
| Longest Hitting-Strike.....            | 15, Mauer, 4/30-5/18                 |
| Consecutive Hits.....                  | 6, Mauer, 4/15-16                    |
| Consecutive Hitless At-Bats.....       | 24, Carroll, 5/30-6/9                |
| Most Stolen Bases, Game.....           | 2, Florimon, 8/28 vs. KC             |
| Most Caught Stealing, Game.....        | 1, many                              |
| Most Ground Into Doubleplay, Game..... | 1, many                              |

## TEAM PITCHING:

|                                       |                                      |
|---------------------------------------|--------------------------------------|
| Most Runs Allowed.....                | 18, 9/11 vs. OAK                     |
| Most Runs, Inning.....                | 10, 9/11 vs. OAK                     |
| Most Hits Allowed.....                | 22, 9/11 vs. OAK                     |
| Most Hits Allowed, Inning.....        | 10, 9/11 vs. OAK                     |
| Consecutive Hits Allowed.....         | 7, 2x, last 4th inning, 9/11 vs. OAK |
| Most Home Runs Allowed, Game.....     | 4, 2x, last 9/16 at CWS              |
| Most Strikeouts.....                  | 16, 7/10 at TB                       |
| Most Walks.....                       | 8, 5x, last 8/25 at CLE              |
| Fewest Hits Allowed.....              | 2, 8/12 vs. CLE                      |
| Pitchers Used.....                    | 8, 2x, last 8/14 vs. CLE             |
| Consecutive Batters Retired.....      | 18, 5/7 at BOS                       |
| Scoreless Innings Streak.....         | 20, 6/1-4                            |
| Wild Pitches.....                     | 3, 7/1 vs. NYY                       |
| Most Innings, Game, Relievers.....    | 9.1, 5/28 at MIL                     |
| Most Hits, Game, Relievers.....       | 14, 9/11 vs. OAK                     |
| Most Runs, Game, Relievers.....       | 11, 9/11 vs. OAK                     |
| Most Home Runs, Game, Relievers.....  | 4, 9/16 at CWS                       |
| Most Walks, Game, Relievers.....      | 5, 5/18 vs. BOS                      |
| Most Strikeouts, Game, Relievers..... | 10, 2x, last 8/3 vs. HOU             |

## INDIVIDUAL PITCHING:

|   |                                   |
|---|-----------------------------------|
| Most Innings, Game, Starter.....        | 9.0, Albers, 8/12 vs. CLE         |
| Most Innings, Game, Reliever.....       | 6.0, Hendriks, 9/21 at OAK        |
| Most Hits, Starter.....                 | 12, 2x, last Deduno, 8/7 at KC    |
| Most Hits, Reliever.....                | 7, Pressly, 8/5 at KC             |
| Most Runs, Starter.....                 | 9, Worley, 4/12 vs. NYM           |
| Most Runs, Reliever.....                | 7, Pressly, 8/5 at KC             |
| Most Home Runs, Starter.....            | 3, 7x, last Diamond, 9/24 vs. DET |
| Most Home Runs, Reliever.....           | 3, De Vries, 9/16 at CWS          |
| Most Walks, Starter.....                | 6, 2x, last Pelfrey, 8/25 at CLE  |
| Most Walks, Reliever.....               | 3, 3x, last De Vries, 9/16 at CWS |
| Most Strikeouts, Starter.....           | 7, many                           |
| Most Strikeouts, Reliever.....          | 8, Hendriks, 9/27 vs. CLE         |
| Win-Strike.....                         | 3, 2x, last Deduno, 7/13-27       |
| Losing-Strike.....                      | 5, 2x, last Diamond, 6/26-9/12    |
| Low-Hit Complete Game.....              | 2, Albers, 8/12                   |
| Most Consecutive Scoreless Innings..... | 19.2, Thielbar, 5/20-7/8          |
| Most Consecutive Batters Retired.....   | 15, 2x, last Albers, 8/6 at KC    |
| Wild Pitches.....                       | 2, 3x, last Diamond, 7/1 vs. NYY  |

## TEAM & INDIVIDUAL FIELDING:

|  |                                  |
|--|----------------------------------|
| Errors, Game, Team.....                      | 4, 9/20 at OAK                   |
| Errors, Game, Individual.....                | 2, 3x, last Escobar, 9/20 at OAK |
| Errors, Consecutive Games, Team.....         | 5, 9/11-15                       |
| Errors, Consecutive Games Without, Team..... | 11, 2x, last 5/20-30             |
| Doubleplays, Game, Team.....                 | 4, 3x, last 7/14 at NYY          |
| Opponents Doubleplays, Game, Team.....       | 2, many                          |

## TEAM MISCELLANEOUS:

|   |  |
|---|--|
| Longest Winning Streak.....             | 5, 4/15-23                             |
| Longest Losing Streak.....              | 10, 5/14-24                            |
| Longest Game, Innings.....              | 14.0, 5/28 at MIL                      |
| Longest Game, Time (9 Innings).....     | 3:53, 5/18 vs. BOS                     |
| Longest Game, Time (Extra Innings)..... | 4:47, 7/10 at TB                       |
| Longest Delay.....                      | 3:00 (inclement weather), 5/19 vs. BOS |
| Fastest Game, Time.....                 | 2:21, 8/12 vs. CLE                     |
| Largest Margin, Victory.....            | 10, 6/2 vs. SEA                        |
| Largest Margin, Loss.....               | 15, 9/11 vs. OAK                       |
| Largest Home Attendance.....            | 39,317, 6/16 vs. DET                   |
| Home Sellouts.....                      | 6, last 8/3 vs. HOU                    |
| Times Shut Out.....                     | 15x, last 9/25 vs. DET                 |

## 2013 SCORING BY INNINGS

|           | 1   | 2  | 3  | 4  | 5  | 6  | 7  | 8  | 9  | X-TRA | TOTAL |
|-----------|-----|----|----|----|----|----|----|----|----|-------|-------|
| TWINS     | 65  | 64 | 75 | 67 | 62 | 65 | 77 | 77 | 43 | 19    | 614   |
| OPPONENTS | 120 | 79 | 89 | 99 | 95 | 92 | 83 | 73 | 47 | 11    | 788   |

## GAMES DECIDED IN LAST AT-BAT

| DATE    | OPPONENT          | SCORE | INN  | NOTES  |
|---------|-------------------|-------|------|--|
| 4/3     | Detroit           | 3-2   | 9th  | Escobar walk-off 2-RBI double off Coke in the 9th inning.                    |
| 4/6     | at Baltimore      | 6-5   | 9th  | Morneau RBI-single in the 9th off Johnson.                                   |
| 4/8     | at Kansas City    | 1-3   | 8th  | Royals scored 3 in the 8th.  |
| 4/20    | at Chicago-AL     | 2-1   | 10th | Escobar singles and Doumit scores from second on A. Ramirez throwing error.  |
| 5/3     | at Cleveland      | 6-7   | 10th | Walk off solo home run by Drew Stubbs off Ryan Pressly.                      |
| 5/6     | at Boston         | 6-5   | 11th | Drew doubled off the green monster scoring Saltalamacchia, off Jared Burton. |
| 5/10    | Baltimore         | 6-9   | 10th | O's plate 3 in the top of 10th.  |
| 5/17    | Boston            | 2-3   | 10th | Jonny Gomes sac-fly scored Pedroia in top 10.                                |
| 5/21    | at Atlanta        | 4-5   | 10th | Freddie Freeman singles in Heyward in bottom 10 with two outs.               |
| 5/23    | at Detroit        | 6-7   | 8th  | Fielder singles in Dirks in top 8th.   |
| 5/28    | at Milwaukee      | 6-5   | 14th | Escobar sacrifice fly scores Hicks.  |
| 6/1     | Seattle           | 5-4   | 9th  | Doumit walk-off triple scoring 2 runs, Twins score 3 in bottom 9.            |
| 6/8     | at Washington     | 4-3   | 11th | Doumit RBI single in the 11th.   |
| 6/12    | Philadelphia      | 4-3   | 8th  | Thomas RBI double in the 8th.  |
| 7/10    | at Tampa Bay      | 3-4   | 13th | Zobrist walk-off RBI single off Pressly in the 13th.                         |
| 7/23    | at Los Angeles-AL | 10-3  | 10th | Scored 7 in the 10th inning (Herrmann grand slam).                           |
| 7/26    | at Seattle        | 3-2   | 13th | Colabello 2-run home run in the 13th.  |
| 8/2     | Houston           | 4-3   | 13th | Dozier walk-off RBI single in 13th.  |
| 8/9 (2) | at Chicago-AL     | 3-2   | 10th | Arcia solo homer in the 10th.  |
| 8/14    | Cleveland         | 8-9   | 12th | Brantley with a sac fly in the 12th.   |
| 8/15    | Chicago-AL        | 4-3   | 9th  | Herrmann walk-off RBI single scoring Bernier in the 9th.                     |
| 8/31    | at Texas          | 1-2   | 9th  | Martin walk-off RBI single in the bottom of the 9th.                         |
| 9/2     | at Houston        | 10-6  | 9th  | Colabello with a 9th inning grand slam to break a 6-6 tie.                   |
| 9/3     | at Houston        | 9-6   | 12th | Mastroianni doubles in 2 runs in the 12th.                                   |
| 9/4     | at Houston        | 5-6   | 9th  | Crowe singles in Villar off Duensing to walk-off in the 9th.                 |
| 9/15    | Tampa Bay         | 6-4   | 8th  | Pinto 3-run homer in the 8th.  |
| 9/19    | at Oakland        | 6-8   | 8th  | Crisp hit a 2-run homer in the bottom of 8th.                                |
| 9/23    | Detroit           | 4-3   | 11th | Pinto with a walk-off single in the 11th scoring Dozier.                     |

## TWINS IN EXTRA INNING GAMES (9-7)

| DATE                 | OPPONENT          | W/L | INN | RECORD AFTER | WINNING PITCHER | LOSING PITCHER | SAVE     | DAY/NIGHT |
|----------------------|-------------------|-----|-----|--------------|-----------------|----------------|----------|-----------|
| Saturday, April 20   | at Chicago-AL     | W   | 10  | 7-7          | Fien            | Santiago       | Perkins  | D         |
| Friday, May 3        | at Cleveland      | L   | 10  | 13-12        | Perez           | Fien           |          | N         |
| Monday, May 6        | at Boston         | L   | 11  | 13-15        | Mortensen       | Burton         |          | N         |
| Friday, May 10       | Baltimore         | L   | 10  | 16-16        | Hunter          | Swarzak        | Johnson  | N         |
| Friday, May 17       | Boston            | L   | 10  | 18-20        | Wilson          | Roenicke       | Uehara   | N         |
| Tuesday, May 21      | at Atlanta        | L   | 10  | 18-24        | Kimblrel        | Duensing       |          | N         |
| Tuesday, May 28      | at Milwaukee      | W   | 14  | 21-28        | Pressly         | Badenhop       | Duensing | N         |
| Saturday, June 8     | at Washington     | W   | 11  | 27-31        | Roenicke        | Stammen        | Perkins  | D         |
| Wednesday, July 10   | at Tampa Bay      | L   | 13  | 37-51        | Ramos           | Pressly        |          | N         |
| Tuesday, July 23     | at Los Angeles-AL | W   | 10  | 43-54        | Perkins         | Frieri         |          | N         |
| Friday, July 26      | at Seattle        | W   | 13  | 44-56        | Duensing        | Medina         | Perkins  | N         |
| Friday, August 2     | Houston           | W   | 13  | 46-60        | Pressly         | Keuchel        |          | N         |
| Friday, August 9 (2) | at Chicago-AL     | W   | 10  | 51-62        | Duensing        | Axelrod        | Perkins  | N         |
| Wednesday, August 14 | Cleveland         | L   | 12  | 53-65        | Perez           | Pressly        | Smith    | D         |
| Tuesday, September 3 | at Houston        | W   | 12  | 61-76        | Thielbar        | Chapman        | Roenicke | N         |
| Monday, September 23 | Detroit           | W   | 11  | 66-90        | Swarzak         | Putkonen       |          | N         |

## COME FROM BEHIND WINS

| Win # | Date    | Opponent | Largest |        |             |
|-------|---------|----------|---------|--------|-------------|
|       |         |          | Deficit | Inning | Final Score |
| 1     | 4/3     | DET      | 0-2     | 7th    | 3-2         |
| 2     | 4/4     | DET      | 0-2     | 3rd    | 8-2         |
| 3     | 4/6     | @BAL     | 0-2     | 2nd    | 6-5         |
| 4     | 4/7     | @BAL     | 0-3     | 3rd    | 4-2         |
| 5     | 4/15    | LAA      | 0-1     | 1st    | 8-2         |
| 6     | 4/20    | @CWS     | 0-1     | 3rd    | 2-1         |
| 7     | 4/21    | @CWS     | 0-2     | 7th    | 5-3         |
| 8     | 4/23    | MIA      | 1-2     | 4th    | 4-3         |
| 9     | 5/8     | @BOS     | 4-5     | 2nd    | 15-8        |
| 10    | 5/9     | @BOS     | 0-2     | 4th    | 5-3         |
| 11    | 5/11    | Bal      | 0-3     | 2nd    | 8-5         |
| 12    | 5/13    | CWS      | 0-2     | 2nd    | 10-3        |
| 13    | 6/1     | SEA      | 2-4     | 9th    | 5-4         |
| 14    | 6/8     | @WAS     | 0-2     | 3rd    | 4-3         |
| 15    | 6/11    | PHI      | 0-1     | 3rd    | 3-2         |
| 16    | 6/12    | PHI      | 0-2     | 4th    | 4-3         |
| 17    | 6/15    | DET      | 0-1     | 4th    | 6-3         |
| 18    | 6/19    | CWS      | 0-1     | 1st    | 7-4         |
| 19    | 6/23    | @CLE     | 1-2     | 4th    | 5-3         |
| 20    | 7/13    | @NYY     | 0-1     | 1st    | 4-1         |
| 21    | 7/19    | CLE      | 0-2     | 5th    | 3-2         |
| 22    | 7/20    | CLE      | 0-2     | 6th    | 3-2         |
| 23    | 7/22    | @LAA     | 0-1     | 2nd    | 4-3         |
| 24    | 7/24    | @LAA     | 2-1     | 7th    | 10-3        |
| 25    | 7/26    | @SEA     | 0-1     | 9th    | 3-2         |
| 26    | 8/2     | HOU      | 1-2     | 8th    | 4-3         |
| 27    | 8/3     | HOU      | 4-3     | 7th    | 6-4         |
| 28    | 8/9     | @CWS     | 1-3     | 7th    | 7-5         |
| 29    | 8/9 (2) | @CWS     | 1-2     | 8th    | 3-2         |
| 30    | 8/15    | CWS      | 0-3     | 5th    | 4-3         |
| 31    | 8/22    | @DET     | 1-2     | 4th    | 7-6         |
| 32    | 8/23    | @CLE     | 0-1     | 2nd    | 5-1         |
| 33    | 8/30    | @TEX     | 0-2     | 7th    | 3-2         |
| 34    | 9/1     | @TEX     | 0-1     | 5th    | 4-2         |
| 35    | 9/2     | @HOU     | 0-3     | 2nd    | 10-6        |
| 36    | 9/9     | LAA      | 2-3     | 5th    | 6-3         |
| 37    | 9/10    | OAK      | 2-3     | 8th    | 4-3         |
| 38    | 9/15    | TB       | 2-4     | 8th    | 6-4         |
| 39    | 9/23    | DET      | 0-3     | 8th    | 4-3         |

## BLOWN LEADS

| Loss # | Date   | Opponent | Largest |        |             |
|--------|--------|----------|---------|--------|-------------|
|        |        |          | Lead    | Inning | Final Score |
| 1      | 4/5    | @BAL     | 4-1     | 4th    | 5-9         |
| 2      | 4/8    | @KC      | 1-0     | 8th    | 1-3         |
| 3      | 4/9    | @KC      | 1-0     | 1st    | 4-7         |
| 4      | 4/29   | @DET     | 3-1     | 6th    | 3-4         |
| 5      | 5/3    | @CLE     | 0-2     | 3rd    | 6-7         |
| 6      | 5/6    | @BOS     | 3-1     | 4th    | 5-6         |
| 7      | 5/10   | BAL      | 6-0     | 5th    | 6-9         |
| 8      | 5/15   | CWS      | 2-0     | 3rd    | 4-9         |
| 9      | 5/17   | CWS      | 2-1     | 7th    | 2-3         |
| 10     | 5/21   | @ATL     | 4-3     | 9th    | 5-4         |
| 11     | 5/23   | @DET     | 5-3     | 7th    | 6-7         |
| 12     | 6/5    | @KC      | 1-0     | 1st    | 1-4         |
| 13     | 6/6    | @KC      | 3-0     | 1st    | 3-7         |
| 14     | 6/9(2) | @WAS     | 4-2     | 4th    | 4-5         |
| 15     | 6/13   | PHI      | 2-1     | 7th    | 2-3         |
| 16     | 6/22   | @CLE     | 2-0     | 1st    | 7-8         |
| 17     | 6/25   | @MIA     | 1-0     | 5th    | 2-4         |
| 18     | 6/26   | @MIA     | 3-0     | 5th    | 3-5         |
| 19     | 6/30   | KC       | 1-0     | 2nd    | 8-9         |
| 20     | 7/1    | NYY      | 3-1     | 2nd    | 4-10        |
| 21     | 7/2    | NYY      | 1-0     | 4th    | 3-7         |
| 22     | 7/3    | NYY      | 1-0     | 5th    | 2-3         |
| 23     | 7/10   | @TB      | 3-1     | 6th    | 3-4         |
| 24     | 7/28   | @SEA     | 2-0     | 3rd    | 4-6         |
| 25     | 7/30   | KC       | 1-0     | 3rd    | 2-7         |
| 26     | 8/7    | @KC      | 1-0     | 3rd    | 2-5         |
| 27     | 8/10   | @CWS     | 4-3     | 6th    | 4-5         |
| 28     | 8/13   | CLE      | 1-0     | 3rd    | 2-5         |
| 29     | 8/14   | CLE      | 7-3     | 8th    | 8-9         |
| 30     | 8/16   | CWS      | 1-0     | 2nd    | 2-5         |
| 31     | 8/17   | CWS      | 3-1     | 4th    | 5-8         |
| 32     | 8/21   | @DET     | 1-0     | 7th    | 1-7         |
| 33     | 8/31   | @TEX     | 1-0     | 1st    | 1-2         |
| 34     | 9/19   | @OAK     | 3-2     | 6th    | 6-8         |
| 35     | 9/22   | @OAK     | 1-0     | 2nd    | 7-11        |

## OUTFIELD ASSISTS

|                   |           |
|-------------------|-----------|
| Hicks.....        | 9         |
| Parmelee.....     | 6         |
| Thomas.....       | 6         |
| Willingham.....   | 5         |
| Arcia.....        | 5         |
| Doumit.....       | 5         |
| Herrmann.....     | 3         |
| Presley.....      | 2         |
| Colabello.....    | 1         |
| Ramirez.....      | 1         |
| Mastroianni.....  | 1         |
| <b>Total.....</b> | <b>44</b> |

## TWINS IN APRIL

| PLAYER         | AVG  | G  | AB  | R  | H   | 2B | 3B | HR | RBI | SH | SF | HB | BB | SO  | SB | CS | E  | OBP  |
|----------------|------|----|-----|----|-----|----|----|----|-----|----|----|----|----|-----|----|----|----|------|
| Arcia, O       | .216 | 11 | 37  | 4  | 8   | 1  | 0  | 2  | 7   | 0  | 0  | 0  | 3  | 9   | 0  | 0  | 1  | .275 |
| Carroll, J     | .300 | 9  | 20  | 4  | 6   | 0  | 0  | 0  | 2   | 0  | 0  | 0  | 1  | 4   | 0  | 0  | 0  | .333 |
| Doumit, R      | .194 | 20 | 67  | 7  | 13  | 7  | 0  | 0  | 6   | 0  | 0  | 1  | 6  | 16  | 0  | 0  | 1  | .270 |
| RIGHT          | .316 |    | 19  |    | 6   | 4  | 0  | 0  | 2   | 0  | 0  | 1  | 2  | 3   |    |    |    | .409 |
| LEFT           | .146 |    | 48  |    | 7   | 3  | 0  | 0  | 4   | 0  | 0  | 0  | 4  | 13  |    |    |    | .212 |
| Dozier, B      | .243 | 19 | 70  | 9  | 17  | 1  | 2  | 0  | 8   | 1  | 2  | 0  | 6  | 14  | 1  | 1  | 1  | .295 |
| Escobar, E     | .378 | 16 | 37  | 6  | 14  | 1  | 1  | 1  | 5   | 0  | 0  | 0  | 1  | 3   | 0  | 1  | 0  | .395 |
| RIGHT          | .500 |    | 10  |    | 5   | 1  | 0  | 0  | 2   | 0  | 0  | 0  | 0  | 1   |    |    |    | .500 |
| LEFT           | .333 |    | 27  |    | 9   | 0  | 1  | 1  | 3   | 0  | 0  | 0  | 1  | 2   |    |    |    | .333 |
| Florimon, P    | .233 | 17 | 43  | 3  | 10  | 2  | 0  | 0  | 6   | 1  | 1  | 1  | 6  | 8   | 1  | 0  | 4  | .357 |
| RIGHT          | .000 |    | 9   |    | 0   | 0  | 0  | 0  | 2   | 1  | 1  | 0  | 1  | 1   |    |    |    | .091 |
| LEFT           | .294 |    | 34  |    | 10  | 2  | 0  | 0  | 4   | 0  | 0  | 1  | 5  | 7   |    |    |    | .400 |
| Hicks, A       | .113 | 21 | 71  | 10 | 8   | 1  | 0  | 0  | 8   | 0  | 1  | 0  | 11 | 26  | 3  | 1  | 0  | .229 |
| RIGHT          | .133 |    | 15  |    | 2   | 1  | 0  | 0  | 3   | 0  | 1  | 0  | 2  | 4   |    |    |    | .222 |
| LEFT           | .107 |    | 56  |    | 6   | 0  | 0  | 0  | 5   | 0  | 0  | 0  | 9  | 22  |    |    |    | .231 |
| Mastroianni, D | .222 | 8  | 9   | 1  | 2   | 0  | 0  | 0  | 0   | 0  | 0  | 0  | 1  | 1   | 1  | 1  | 0  | .300 |
| Mauer, J       | .287 | 23 | 94  | 11 | 27  | 5  | 0  | 2  | 8   | 0  | 0  | 0  | 10 | 18  | 0  | 0  | 2  | .356 |
| Morneau, J     | .253 | 22 | 87  | 9  | 22  | 5  | 0  | 2  | 11  | 0  | 0  | 0  | 7  | 11  | 0  | 0  | 0  | .309 |
| Parmelee, C    | .221 | 21 | 68  | 5  | 15  | 2  | 0  | 1  | 6   | 0  | 2  | 1  | 7  | 17  | 1  | 1  | 0  | .295 |
| Plouffe, T     | .217 | 20 | 69  | 9  | 15  | 3  | 1  | 2  | 4   | 1  | 1  | 3  | 6  | 14  | 1  | 0  | 2  | .304 |
| Ramirez, W     | .381 | 10 | 21  | 3  | 8   | 2  | 0  | 0  | 4   | 0  | 1  | 0  | 1  | 6   | 0  | 0  | 0  | .391 |
| Willingham, J  | .250 | 20 | 68  | 11 | 17  | 5  | 0  | 5  | 13  | 0  | 0  | 3  | 14 | 23  | 1  | 0  | 0  | .400 |
| Pitchers       | .000 | 23 | 0   | 0  | 0   | 0  | 0  | 0  | 0   | 0  | 0  | 0  | 0  | 0   | 0  | 0  | 2  | .000 |
| MINNESOTA      | .239 | 23 | 761 | 92 | 182 | 35 | 4  | 15 | 88  | 3  | 8  | 9  | 80 | 170 | 9  | 5  | 13 | .316 |
| DH             | .225 | 23 | 89  | 14 | 20  | 7  | 0  | 2  | 11  | 0  | 0  | 1  | 10 | 21  | 0  | 0  | 0  | .310 |
| OPPONENT       | .279 | 23 | 796 | 99 | 222 | 47 | 4  | 16 | 96  | 3  | 3  | 3  | 53 | 128 | 5  | 6  | 13 | .325 |

| PITCHER      | W  | L  | ERA  | G  | GS | CG | SH | SV | IP    | H   | R  | ER | HR | HB | BB | SO  | WP | BK | BAA  |
|--------------|----|----|------|----|----|----|----|----|-------|-----|----|----|----|----|----|-----|----|----|------|
| Burton, J    | 0  | 0  | 0.96 | 10 | 0  | 0  | 0  | 0  | 9.1   | 5   | 1  | 1  | 0  | 2  | 2  | 12  | 2  | 0  | .161 |
| Correia, K   | 3  | 1  | 2.23 | 5  | 5  | 0  | 0  | 0  | 36.1  | 34  | 9  | 9  | 2  | 0  | 5  | 15  | 0  | 0  | .252 |
| Diamond, S   | 1  | 2  | 4.32 | 3  | 3  | 0  | 0  | 0  | 16.2  | 24  | 9  | 8  | 2  | 0  | 10 | 2   | 0  | 0  | .364 |
| Duensing, B  | 0  | 0  | 2.16 | 10 | 0  | 0  | 0  | 0  | 8.1   | 8   | 2  | 2  | 0  | 0  | 3  | 7   | 0  | 0  | .250 |
| Fien, C      | 1  | 1  | 4.00 | 11 | 0  | 0  | 0  | 0  | 9.0   | 6   | 4  | 4  | 0  | 0  | 3  | 8   | 0  | 0  | .188 |
| Hendriks, L  | 0  | 1  | 4.66 | 2  | 2  | 0  | 0  | 0  | 9.2   | 12  | 5  | 5  | 1  | 1  | 1  | 5   | 0  | 0  | .293 |
| Hernandez, P | 1  | 0  | 2.35 | 4  | 2  | 0  | 0  | 0  | 15.1  | 14  | 4  | 4  | 2  | 0  | 4  | 7   | 0  | 0  | .246 |
| Pelfrey, M   | 2  | 3  | 7.66 | 5  | 5  | 0  | 0  | 0  | 22.1  | 36  | 21 | 19 | 2  | 0  | 7  | 7   | 0  | 0  | .356 |
| Perkins, G   | 1  | 0  | 4.15 | 9  | 0  | 0  | 0  | 6  | 8.2   | 4   | 4  | 4  | 0  | 0  | 4  | 13  | 0  | 0  | .138 |
| Pressly, R   | 0  | 0  | 1.69 | 7  | 0  | 0  | 0  | 0  | 10.2  | 11  | 6  | 2  | 0  | 0  | 6  | 8   | 1  | 0  | .256 |
| Robertson, T | 0  | 0  | 9.00 | 2  | 0  | 0  | 0  | 0  | 1.0   | 1   | 1  | 1  | 1  | 0  | 0  | 2   | 0  | 0  | .250 |
| Roenicke, J  | 1  | 0  | 1.50 | 8  | 0  | 0  | 0  | 0  | 12.0  | 9   | 2  | 2  | 2  | 0  | 5  | 7   | 1  | 0  | .200 |
| Swarzak, A   | 1  | 0  | 1.93 | 6  | 0  | 0  | 0  | 0  | 14.0  | 12  | 5  | 3  | 0  | 0  | 2  | 10  | 1  | 0  | .226 |
| Worley, V    | 0  | 4  | 7.22 | 6  | 6  | 0  | 0  | 0  | 28.2  | 46  | 26 | 23 | 4  | 0  | 9  | 17  | 1  | 0  | .362 |
| MINNESOTA    | 11 | 12 | 3.88 | 23 | 23 | 0  | 1  | 6  | 202.0 | 222 | 99 | 87 | 16 | 3  | 53 | 128 | 8  | 0  | .279 |
| OPPONENTS    | 12 | 11 | 3.89 | 23 | 23 | 0  | 1  | 9  | 201.1 | 182 | 92 | 87 | 15 | 9  | 80 | 170 | 11 | 2  | .239 |

## 2013 TWINS ON DISABLED LIST

| Player            | Injury  | Date On (Retro) | Date Off      | Games Missed |
|-------------------|---|-----------------|---------------|--------------|
| Scott Diamond     | Left elbow arthroscopy (rehabbing from offseason surgery)       | 3/22            | 4/13          | 10           |
| Anthony Swarzak   | Left side rib fractures   | 3/22            | 4/7           | 5            |
| Tim Wood          | Right rotator cuff strain (transferred to 60-day May 24)        | 3/29 (3/24)     | Released 8/28 | 130          |
| Cole De Vries     | Right forearm strain  | 4/7 (3/30)      | 5/18          | 38           |
| Darin Mastroianni | Left ankle stress reaction (transferred to 60-day May 22)       | 4/16            | 8/15          | 106          |
| Trevor Plouffe    | Concussion-like symptoms  | 5/22            | 5/29          | 7            |
| Wilkin Ramirez    | Concussion-like symptoms  | 5/26            | 8/12          | 69           |
| Trevor Plouffe    | Left calf strain  | 5/30 (5/29)     | 6/14          | 14           |
| Aaron Hicks       | Left hamstring strain   | 6/10            | 7/2           | 19           |
| Mike Pelfrey      | Back strain   | 6/23 (6/19)     | 7/5           | 15           |
| Josh Willingham   | Medial meniscus tear and left knee bone bruise (surgery on 7/3) | 7/2 (7/1)       | 8/9           | 33           |
| Ryan Doumit       | Concussion-like symptoms  | 8/9 (8/8)       | 8/16          | 8            |
| Joe Mauer         | Concussion-like symptoms  | 8/20            | --            | 39           |
| Wilkin Ramirez    | Fractured left tibia  | 8/30            | --            | 30           |
| Samuel Deduno     | Right shoulder soreness   | 8/30            | --            | 30           |

## TWINS IN MAY

| PLAYER           | AVG         | G         | AB          | R          | H          | 2B        | 3B       | HR        | RBI        | SH       | SF        | HB        | BB        | SO         | SB        | CS       | E         | OBP         |
|------------------|-------------|-----------|-------------|------------|------------|-----------|----------|-----------|------------|----------|-----------|-----------|-----------|------------|-----------|----------|-----------|-------------|
| Arcia, O         | .279        | 19        | 61          | 7          | 17         | 4         | 1        | 2         | 7          | 0        | 0         | 1         | 5         | 21         | 0         | 1        | 0         | .343        |
| Carroll, J       | .218        | 18        | 78          | 9          | 17         | 3         | 0        | 0         | 4          | 0        | 0         | 0         | 6         | 16         | 0         | 0        | 0         | .274        |
| Colabello, C     | .091        | 5         | 11          | 0          | 1          | 0         | 0        | 0         | 0          | 0        | 0         | 0         | 0         | 6          | 0         | 0        | 0         | .091        |
| Doumit, R        | .236        | 25        | 89          | 12         | 21         | 3         | 0        | 5         | 19         | 0        | 3         | 0         | 9         | 15         | 1         | 0        | 1         | .297        |
| RIGHT            | .200        |           | 25          |            | 5          | 0         | 0        | 1         | 3          | 0        | 1         | 0         | 2         | 5          |           |          |           | .250        |
| LEFT             | .250        |           | 64          |            | 16         | 3         | 0        | 4         | 16         | 0        | 2         | 0         | 7         | 10         |           |          |           | .315        |
| Dozier, B        | .190        | 22        | 84          | 11         | 16         | 2         | 0        | 2         | 5          | 1        | 0         | 1         | 3         | 21         | 5         | 3        | 1         | .227        |
| Escobar, E       | .095        | 19        | 42          | 4          | 4          | 1         | 0        | 1         | 2          | 0        | 1         | 0         | 4         | 7          | 0         | 0        | 2         | .170        |
| RIGHT            | .000        |           | 11          |            | 0          | 0         | 0        | 0         | 0          | 0        | 0         | 0         | 2         | 0          |           |          |           | .154        |
| LEFT             | .129        |           | 31          |            | 4          | 1         | 0        | 1         | 2          | 0        | 1         | 0         | 2         | 7          |           |          |           | .176        |
| Florimon, P      | .289        | 24        | 76          | 12         | 22         | 5         | 0        | 2         | 11         | 1        | 0         | 0         | 7         | 17         | 5         | 0        | 0         | .349        |
| RIGHT            | .176        |           | 17          |            | 3          | 2         | 0        | 0         | 3          | 0        | 0         | 0         | 0         | 4          |           |          |           | .176        |
| LEFT             | .322        |           | 59          |            | 19         | 3         | 0        | 2         | 8          | 1        | 0         | 0         | 7         | 13         |           |          |           | .394        |
| Herrmann, C      | .333        | 2         | 3           | 0          | 1          | 0         | 0        | 0         | 1          | 1        | 0         | 0         | 0         | 0          | 0         | 0        | 0         | .333        |
| Hicks, A         | .202        | 27        | 94          | 12         | 19         | 4         | 1        | 6         | 10         | 0        | 0         | 0         | 6         | 23         | 1         | 1        | 0         | .250        |
| RIGHT            | .350        |           | 20          |            | 7          | 1         | 0        | 3         | 5          | 0        | 0         | 0         | 2         | 4          |           |          |           | .409        |
| LEFT             | .162        |           | 74          |            | 12         | 3         | 1        | 3         | 5          | 0        | 0         | 0         | 4         | 19         |           |          |           | .205        |
| Mauer, J         | .371        | 26        | 105         | 22         | 39         | 12        | 0        | 3         | 10         | 0        | 0         | 0         | 16        | 31         | 0         | 0        | 0         | .455        |
| Morneau, J       | .315        | 28        | 111         | 15         | 35         | 8         | 0        | 0         | 23         | 0        | 5         | 3         | 8         | 22         | 0         | 0        | 0         | .362        |
| Parmelee, C      | .243        | 25        | 74          | 7          | 18         | 2         | 0        | 4         | 8          | 0        | 0         | 1         | 7         | 21         | 0         | 0        | 0         | .317        |
| Plouffe, T       | .292        | 17        | 65          | 8          | 19         | 6         | 0        | 2         | 13         | 0        | 1         | 2         | 6         | 13         | 0         | 0        | 3         | .365        |
| Ramirez, W       | .125        | 13        | 24          | 0          | 3          | 1         | 0        | 0         | 1          | 0        | 0         | 1         | 0         | 8          | 0         | 0        | 0         | .160        |
| Willingham, J    | .184        | 28        | 98          | 11         | 18         | 5         | 0        | 4         | 12         | 0        | 0         | 4         | 19        | 32         | 0         | 0        | 0         | .339        |
| Pitchers         | .000        | 29        | 8           | 0          | 0          | 0         | 0        | 0         | 0          | 2        | 0         | 0         | 0         | 5          | 0         | 0        | 1         | .000        |
| <b>MINNESOTA</b> | <b>.244</b> | <b>29</b> | <b>1023</b> | <b>130</b> | <b>250</b> | <b>56</b> | <b>2</b> | <b>31</b> | <b>126</b> | <b>5</b> | <b>10</b> | <b>13</b> | <b>96</b> | <b>258</b> | <b>12</b> | <b>5</b> | <b>8</b>  | <b>.314</b> |
| <b>DH</b>        | <b>.287</b> | <b>29</b> | <b>94</b>   | <b>12</b>  | <b>27</b>  | <b>8</b>  | <b>0</b> | <b>3</b>  | <b>14</b>  | <b>0</b> | <b>2</b>  | <b>2</b>  | <b>9</b>  | <b>29</b>  | <b>0</b>  | <b>0</b> | <b>0</b>  | <b>.355</b> |
| <b>OPPONENT</b>  | <b>.295</b> | <b>29</b> | <b>1039</b> | <b>149</b> | <b>306</b> | <b>56</b> | <b>6</b> | <b>38</b> | <b>148</b> | <b>7</b> | <b>12</b> | <b>12</b> | <b>87</b> | <b>172</b> | <b>12</b> | <b>3</b> | <b>18</b> | <b>.352</b> |

| PITCHER          | W         | L         | ERA         | G         | GS        | CG       | SH       | SV       | IP           | H          | R          | ER         | HR        | HB        | BB        | SO         | WP       | BK       | BAA         |
|------------------|-----------|-----------|-------------|-----------|-----------|----------|----------|----------|--------------|------------|------------|------------|-----------|-----------|-----------|------------|----------|----------|-------------|
| Burton, J        | 0         | 2         | 2.76        | 16        | 0         | 0        | 0        | 2        | 16.1         | 15         | 5          | 5          | 1         | 1         | 8         | 14         | 0        | 0        | .234        |
| Correia, K       | 2         | 3         | 6.26        | 5         | 5         | 0        | 0        | 0        | 27.1         | 39         | 19         | 19         | 8         | 2         | 5         | 11         | 0        | 0        | .351        |
| Deduno, S        | 1         | 1         | 5.11        | 2         | 2         | 0        | 0        | 0        | 12.1         | 13         | 7          | 7          | 1         | 3         | 5         | 4          | 0        | 1        | .260        |
| Diamond, S       | 2         | 2         | 5.67        | 6         | 6         | 0        | 0        | 0        | 33.1         | 41         | 21         | 21         | 5         | 1         | 8         | 13         | 0        | 0        | .308        |
| Duensing, B      | 0         | 1         | 6.00        | 15        | 0         | 0        | 0        | 1        | 12.0         | 15         | 8          | 8          | 0         | 0         | 6         | 10         | 1        | 0        | .313        |
| Fien, C          | 0         | 1         | 5.40        | 15        | 0         | 0        | 0        | 0        | 13.1         | 10         | 8          | 8          | 3         | 0         | 4         | 14         | 0        | 0        | .217        |
| Hernandez, P     | 1         | 1         | 9.00        | 4         | 4         | 0        | 0        | 0        | 17.0         | 30         | 17         | 17         | 4         | 0         | 6         | 10         | 0        | 1        | .385        |
| Peifrey, M       | 1         | 3         | 5.90        | 6         | 6         | 0        | 0        | 0        | 29.0         | 36         | 19         | 19         | 4         | 1         | 12        | 19         | 0        | 0        | .310        |
| Perkins, G       | 0         | 0         | 2.45        | 11        | 0         | 0        | 0        | 5        | 11.0         | 10         | 3          | 3          | 2         | 1         | 2         | 18         | 0        | 0        | .238        |
| Pressly, R       | 2         | 0         | 1.10        | 10        | 0         | 0        | 0        | 0        | 16.1         | 9          | 2          | 2          | 0         | 0         | 5         | 11         | 0        | 0        | .161        |
| Roenicke, J      | 0         | 1         | 4.02        | 13        | 0         | 0        | 0        | 0        | 15.2         | 11         | 7          | 7          | 2         | 0         | 10        | 11         | 3        | 0        | .204        |
| Swarzak, A       | 0         | 1         | 3.97        | 10        | 0         | 0        | 0        | 0        | 22.2         | 21         | 10         | 10         | 2         | 0         | 6         | 14         | 0        | 0        | .263        |
| Thielbar, C      | 0         | 0         | 0.00        | 5         | 0         | 0        | 0        | 0        | 6.1          | 2          | 0          | 0          | 0         | 0         | 2         | 8          | 0        | 0        | .095        |
| Walters, P       | 2         | 0         | 4.50        | 2         | 2         | 0        | 0        | 0        | 12.0         | 18         | 6          | 6          | 1         | 0         | 2         | 7          | 0        | 0        | .346        |
| Worley, V        | 1         | 1         | 7.20        | 4         | 4         | 0        | 0        | 0        | 20.0         | 36         | 17         | 16         | 5         | 3         | 6         | 8          | 0        | 0        | .409        |
| <b>Minnesota</b> | <b>12</b> | <b>17</b> | <b>5.03</b> | <b>29</b> | <b>29</b> | <b>0</b> | <b>0</b> | <b>8</b> | <b>264.2</b> | <b>306</b> | <b>149</b> | <b>148</b> | <b>38</b> | <b>12</b> | <b>87</b> | <b>172</b> | <b>4</b> | <b>2</b> | <b>.295</b> |
| <b>Opponents</b> | <b>17</b> | <b>12</b> | <b>3.93</b> | <b>29</b> | <b>29</b> | <b>1</b> | <b>3</b> | <b>6</b> | <b>268.0</b> | <b>250</b> | <b>130</b> | <b>117</b> | <b>31</b> | <b>13</b> | <b>96</b> | <b>258</b> | <b>8</b> | <b>1</b> | <b>.244</b> |

## TWINS RELIEVERS IN 2013

### First Batter

| Pitcher     | H/AB           | AVG         | SV/OPP       | HOLD      | IR/IRS        | IRS %        |
|-------------|----------------|-------------|--------------|-----------|---------------|--------------|
| Burton      | 11/67          | .164        | 2/7          | 27        | 11/2          | 18.2%        |
| Carroll     | 0/1            | .000        | 0/0          | 0         | 0/0           | ...          |
| De Vries    | 0/2            | .000        | 0/0          | 0         | 0/0           | ...          |
| Duensing    | 20/68          | .294        | 1/4          | 15        | 57/18         | 31.6%        |
| Fien        | 12/68          | .176        | 0/2          | 17        | 44/6          | 13.6%        |
| Hendriks    | 1/1            | 1.000       | 0/0          | 0         | 0/0           | ...          |
| Hernandez   | 4/9            | .444        | 0/0          | 0         | 3/3           | 100.0%       |
| Martis      | 1/5            | .200        | 0/0          | 0         | 3/1           | 33.3%        |
| Perkins     | 11/58          | .190        | 36/40        | 0         | 4/3           | 75.0%        |
| Pressly     | 14/45          | .311        | 0/0          | 1         | 28/10         | 35.7%        |
| Robertson   | 1/2            | .500        | 0/0          | 1         | 6/3           | 50.0%        |
| Roenicke    | 14/54          | .259        | 1/3          | 12        | 41/15         | 36.6%        |
| Swarzak     | 15/42          | .357        | 0/2          | 3         | 29/12         | 41.4%        |
| Tonkin      | 3/9            | .333        | 0/0          | 0         | 10/2          | 20.0%        |
| Thielbar    | 7/44           | .176        | 0/0          | 1         | 33/12         | 36.4%        |
| <b>TEAM</b> | <b>114/475</b> | <b>.240</b> | <b>40/58</b> | <b>77</b> | <b>269/87</b> | <b>32.3%</b> |

## TWINS IN JUNE

| PLAYER           | AVG         | G         | AB         | R          | H          | 2B        | 3B       | HR        | RBI        | SH       | SF       | HB       | BB        | SO         | SB        | CS       | E         | OBP         |
|------------------|-------------|-----------|------------|------------|------------|-----------|----------|-----------|------------|----------|----------|----------|-----------|------------|-----------|----------|-----------|-------------|
| Arcia, O         | .328        | 8         | 64         | 8          | 21         | 5         | 0        | 2         | 10         | 0        | 0        | 1        | 6         | 16         | 0         | 1        | 0         | .394        |
| Carroll, J       | .167        | 13        | 36         | 2          | 6          | 1         | 0        | 0         | 0          | 1        | 0        | 0        | 4         | 1          | 1         | 0        | 1         | .250        |
| Colabello, C     | .200        | 2         | 5          | 0          | 1          | 0         | 0        | 0         | 0          | 0        | 0        | 0        | 4         | 1          | 0         | 0        | 0         | .200        |
| Doumit, R        | .258        | 23        | 89         | 9          | 23         | 5         | 1        | 3         | 10         | 0        | 0        | 0        | 9         | 13         | 0         | 0        | 0         | .327        |
| RIGHT            | .323        |           | 31         |            | 10         | 3         | 0        | 0         | 0          | 0        | 0        | 0        | 1         | 3          |           |          |           | .344        |
| LEFT             | .224        |           | 58         |            | 13         | 2         | 1        | 3         | 10         | 0        | 0        | 0        | 8         | 10         |           |          |           | .318        |
| Dozier, B        | .257        | 26        | 74         | 12         | 19         | 4         | 0        | 5         | 13         | 0        | 0        | 1        | 15        | 14         | 0         | 2        | 0         | .389        |
| Escobar, E       | .205        | 13        | 39         | 6          | 8          | 0         | 1        | 1         | 2          | 1        | 0        | 0        | 4         | 8          | 0         | 0        | 1         | .279        |
| RIGHT            | .250        |           | 8          |            | 2          | 0         | 0        | 1         | 1          | 1        | 0        | 0        | 0         | 3          |           |          |           | .250        |
| LEFT             | .194        |           | 31         |            | 6          | 0         | 1        | 0         | 1          | 0        | 0        | 0        | 4         | 5          |           |          |           | .286        |
| Florino, P       | .173        | 23        | 75         | 4          | 13         | 2         | 0        | 1         | 7          | 1        | 2        | 0        | 5         | 21         | 1         | 1        | 4         | .220        |
| RIGHT            | .111        |           | 18         |            | 2          | 0         | 0        | 0         | 2          | 1        | 1        | 0        | 1         | 5          |           |          |           | .150        |
| LEFT             | .193        |           | 57         |            | 11         | 2         | 0        | 1         | 5          | 0        | 1        | 0        | 4         | 16         |           |          |           | .242        |
| Herrmann, C      | .500        | 5         | 10         | 3          | 5          | 1         | 0        | 1         | 3          | 0        | 0        | 0        | 2         | 1          | 0         | 0        | 0         | .583        |
| Hicks, A         | .280        | 7         | 25         | 2          | 7          | 1         | 1        | 0         | 1          | 2        | 0        | 0        | 1         | 7          | 0         | 0        | 0         | .308        |
| RIGHT            | .400        |           | 5          |            | 2          | 0         | 0        | 0         | 0          | 0        | 0        | 0        | 1         | 2          |           |          |           | .500        |
| LEFT             | .250        |           | 20         |            | 5          | 1         | 1        | 0         | 0          | 1        | 2        | 0        | 0         | 5          |           |          |           | .250        |
| Mauer, J         | .297        | 25        | 101        | 16         | 30         | 7         | 0        | 3         | 8          | 0        | 0        | 0        | 16        | 15         | 0         | 0        | 0         | .393        |
| Morneau, J       | .298        | 23        | 84         | 10         | 25         | 9         | 0        | 2         | 14         | 0        | 0        | 0        | 6         | 18         | 0         | 0        | 2         | .344        |
| Parmelee, C      | .217        | 24        | 60         | 5          | 13         | 5         | 0        | 2         | 3          | 0        | 0        | 0        | 9         | 13         | 0         | 0        | 0         | .319        |
| Plouffe, T       | .321        | 14        | 53         | 6          | 17         | 2         | 0        | 3         | 13         | 0        | 1        | 0        | 3         | 9          | 0         | 0        | 1         | .351        |
| Thomas, C        | .269        | 22        | 78         | 14         | 21         | 4         | 0        | 3         | 7          | 0        | 0        | 0        | 8         | 22         | 0         | 3        | 3         | .337        |
| Willingham, J    | .250        | 22        | 80         | 10         | 20         | 3         | 0        | 1         | 12         | 0        | 1        | 5        | 6         | 22         | 0         | 0        | 0         | .337        |
| Pitchers         | .091        | 26        | 11         | 0          | 1          | 0         | 0        | 0         | 0          | 1        | 0        | 0        | 0         | 6          | 0         | 0        | 2         | .091        |
| <b>MINNESOTA</b> | <b>.260</b> | <b>26</b> | <b>884</b> | <b>107</b> | <b>230</b> | <b>49</b> | <b>3</b> | <b>27</b> | <b>103</b> | <b>6</b> | <b>4</b> | <b>7</b> | <b>94</b> | <b>187</b> | <b>2</b>  | <b>7</b> | <b>14</b> | <b>.335</b> |
| <b>DH</b>        | <b>.244</b> | <b>26</b> | <b>82</b>  | <b>15</b>  | <b>20</b>  | <b>6</b>  | <b>0</b> | <b>3</b>  | <b>11</b>  | <b>0</b> | <b>1</b> | <b>1</b> | <b>11</b> | <b>13</b>  | <b>0</b>  | <b>0</b> | <b>0</b>  | <b>.337</b> |
| <b>OPPONENT</b>  | <b>.276</b> | <b>26</b> | <b>889</b> | <b>109</b> | <b>245</b> | <b>51</b> | <b>4</b> | <b>22</b> | <b>105</b> | <b>2</b> | <b>6</b> | <b>4</b> | <b>67</b> | <b>160</b> | <b>10</b> | <b>5</b> | <b>20</b> | <b>.327</b> |

| PITCHER          | W         | L         | ERA         | G         | GS        | CG       | SH       | SV       | IP           | H          | R          | ER         | HR        | HB       | BB        | SO         | WP        | BK       | BAA         |
|------------------|-----------|-----------|-------------|-----------|-----------|----------|----------|----------|--------------|------------|------------|------------|-----------|----------|-----------|------------|-----------|----------|-------------|
| Burton, J        | 1         | 3         | 7.45        | 10        | 0         | 0        | 0        | 0        | 9.2          | 14         | 9          | 8          | 2         | 0        | 6         | 7          | 0         | 0        | .326        |
| Correia, K       | 1         | 1         | 4.29        | 6         | 6         | 0        | 0        | 0        | 35.2         | 41         | 17         | 17         | 5         | 0        | 8         | 27         | 0         | 0        | .281        |
| Deduno, S        | 3         | 1         | 2.61        | 5         | 5         | 0        | 0        | 0        | 31.0         | 28         | 10         | 9          | 1         | 1        | 9         | 20         | 1         | 0        | .248        |
| Diamond, S       | 2         | 3         | 5.74        | 5         | 5         | 0        | 0        | 0        | 26.2         | 34         | 19         | 17         | 3         | 0        | 6         | 13         | 0         | 0        | .309        |
| Duensing, B      | 2         | 0         | 2.25        | 13        | 0         | 0        | 0        | 0        | 8.0          | 7          | 2          | 2          | 1         | 1        | 2         | 9          | 0         | 0        | .226        |
| Fien, C          | 0         | 0         | 0.87        | 11        | 0         | 0        | 0        | 0        | 10.1         | 6          | 1          | 1          | 1         | 0        | 0         | 14         | 2         | 0        | .167        |
| Gibson, K        | 1         | 0         | 3.00        | 1         | 1         | 0        | 0        | 0        | 6.0          | 8          | 2          | 2          | 0         | 1        | 0         | 5          | 0         | 0        | .320        |
| Hernandez, P     | 1         | 0         | 3.60        | 1         | 1         | 0        | 0        | 0        | 5.0          | 3          | 2          | 2          | 0         | 0        | 6         | 2          | 0         | 0        | .188        |
| Pelfrey, M       | 0         | 0         | 4.66        | 3         | 3         | 0        | 0        | 0        | 19.1         | 22         | 10         | 10         | 1         | 0        | 2         | 12         | 0         | 0        | .293        |
| Perkins, G       | 0         | 0         | 0.00        | 11        | 0         | 0        | 0        | 9        | 11.0         | 4          | 0          | 0          | 0         | 0        | 1         | 12         | 0         | 0        | .111        |
| Pressly, R       | 0         | 0         | 5.91        | 8         | 0         | 0        | 0        | 0        | 10.2         | 16         | 7          | 7          | 1         | 0        | 4         | 6          | 3         | 0        | .364        |
| Roenicke, J      | 1         | 0         | 5.14        | 11        | 0         | 0        | 0        | 0        | 7.0          | 11         | 4          | 4          | 1         | 0        | 3         | 4          | 2         | 0        | .367        |
| Swarzak, A       | 0         | 1         | 2.81        | 7         | 0         | 0        | 0        | 0        | 16.0         | 19         | 5          | 5          | 2         | 0        | 2         | 12         | 0         | 0        | .302        |
| Thielbar, C      | 1         | 0         | 0.00        | 9         | 0         | 0        | 0        | 0        | 9.1          | 3          | 0          | 0          | 0         | 0        | 5         | 5          | 0         | 0        | .107        |
| Walters, P       | 0         | 4         | 6.85        | 5         | 5         | 0        | 0        | 0        | 22.1         | 29         | 21         | 17         | 4         | 1        | 13        | 12         | 0         | 0        | .312        |
| <b>MINNESOTA</b> | <b>13</b> | <b>13</b> | <b>3.99</b> | <b>26</b> | <b>26</b> | <b>0</b> | <b>2</b> | <b>9</b> | <b>228.0</b> | <b>245</b> | <b>109</b> | <b>101</b> | <b>22</b> | <b>4</b> | <b>67</b> | <b>160</b> | <b>8</b>  | <b>0</b> | <b>.276</b> |
| <b>OPPONENTS</b> | <b>13</b> | <b>13</b> | <b>3.82</b> | <b>26</b> | <b>26</b> | <b>0</b> | <b>2</b> | <b>0</b> | <b>226.1</b> | <b>230</b> | <b>107</b> | <b>96</b>  | <b>27</b> | <b>7</b> | <b>94</b> | <b>187</b> | <b>15</b> | <b>0</b> | <b>.260</b> |

### RECORD WHEN...

| Runs     | Scoring | Allowing | Runs          | Scoring        | Allowing       |
|----------|---------|----------|---------------|----------------|----------------|
| <b>0</b> | 0 - 15  | 7 - 0    | <b>6</b>      | 12 - 5         | 5 - 12         |
| <b>1</b> | 0 - 21  | 6 - 2    | <b>7</b>      | 6 - 2          | 0 - 14         |
| <b>2</b> | 1 - 19  | 17 - 4   | <b>8</b>      | 6 - 2          | 1 - 8          |
| <b>3</b> | 11 - 13 | 19 - 9   | <b>9</b>      | 1 - 0          | 0 - 8          |
| <b>4</b> | 16 - 8  | 6 - 15   | <b>10+</b>    | 6 - 0          | 0 - 11         |
| <b>5</b> | 7 - 11  | 5 - 13   | <b>Totals</b> | <b>66 - 96</b> | <b>66 - 96</b> |

## TWINS IN JULY

| PLAYER           | AVG         | G         | AB         | R          | H          | 2B        | 3B       | HR        | RBI        | SH       | SF       | HB        | BB        | SO         | SB        | CS       | E         | OBP         |
|------------------|-------------|-----------|------------|------------|------------|-----------|----------|-----------|------------|----------|----------|-----------|-----------|------------|-----------|----------|-----------|-------------|
| Arcia, O         | .159        | 11        | 44         | 1          | 7          | 1         | 0        | 0         | 1          | 0        | 0        | 1         | 1         | 17         | 1         | 0        | 0         | .196        |
| Bernier, D       | .333        | 6         | 12         | 0          | 4          | 2         | 0        | 0         | 2          | 0        | 0        | 1         | 2         | 4          | 1         | 1        | 0         | .467        |
| Butera, D        | .000        | 2         | 3          | 0          | 0          | 0         | 0        | 0         | 0          | 0        | 0        | 0         | 1         | 0          | 0         | 0        | 0         | .000        |
| Carroll, J       | .222        | 12        | 36         | 4          | 8          | 1         | 0        | 0         | 3          | 0        | 0        | 1         | 1         | 11         | 1         | 0        | 1         | .263        |
| Colabello, C     | .216        | 11        | 37         | 5          | 8          | 0         | 0        | 2         | 5          | 0        | 0        | 1         | 1         | 11         | 0         | 0        | 0         | .256        |
| Doumit, R        | .274        | 25        | 95         | 9          | 26         | 7         | 0        | 1         | 8          | 0        | 1        | 0         | 8         | 20         | 0         | 0        | 1         | .327        |
| RIGHT            | .296        |           | 27         |            | 8          | 2         | 0        | 0         | 3          | 0        | 0        | 0         | 1         | 4          |           |          |           | .321        |
| LEFT             | .265        |           | 68         |            | 18         | 5         | 0        | 1         | 5          | 0        | 1        | 0         | 7         | 16         |           |          |           | .329        |
| Dozier, B        | .240        | 23        | 96         | 10         | 23         | 11        | 0        | 2         | 11         | 1        | 0        | 2         | 6         | 18         | 2         | 0        | 1         | .298        |
| Escobar, E       | .154        | 7         | 13         | 4          | 2          | 0         | 0        | 0         | 0          | 0        | 0        | 0         | 1         | 5          | 0         | 0        | 1         | .214        |
| RIGHT            | .000        |           | 6          |            | 0          | 0         | 0        | 0         | 0          | 0        | 0        | 0         | 1         | 2          |           |          |           | .143        |
| LEFT             | .286        |           | 7          |            | 2          | 0         | 0        | 0         | 0          | 0        | 0        | 0         | 0         | 3          |           |          |           | .286        |
| Florimon, P      | .227        | 23        | 75         | 12         | 17         | 3         | 0        | 4         | 11         | 0        | 0        | 0         | 3         | 25         | 1         | 2        | 2         | .256        |
| RIGHT            | .200        |           | 15         |            | 3          | 0         | 0        | 0         | 1          | 0        | 0        | 0         | 1         | 3          |           |          |           | .250        |
| LEFT             | .233        |           | 60         |            | 14         | 3         | 0        | 4         | 10         | 0        | 0        | 0         | 2         | 22         |           |          |           | .258        |
| Herrmann, C      | .212        | 8         | 33         | 2          | 7          | 2         | 0        | 1         | 6          | 0        | 0        | 0         | 3         | 13         | 0         | 0        | 0         | .278        |
| Hicks, A         | .230        | 25        | 87         | 13         | 20         | 5         | 1        | 2         | 8          | 2        | 1        | 2         | 6         | 26         | 5         | 1        | 0         | .292        |
| RIGHT            | .095        |           | 21         |            | 2          | 0         | 0        | 1         | 3          | 0        | 0        | 0         | 2         | 8          |           |          |           | .174        |
| LEFT             | .273        |           | 66         |            | 18         | 5         | 1        | 1         | 5          | 2        | 1        | 2         | 4         | 18         |           |          |           | .329        |
| Mauer, J         | .360        | 20        | 75         | 2          | 27         | 7         | 0        | 0         | 9          | 0        | 1        | 0         | 11        | 15         | 0         | 1        | 0         | .437        |
| Morneau, J       | .175        | 25        | 97         | 10         | 17         | 3         | 0        | 4         | 5          | 0        | 0        | 3         | 9         | 23         | 0         | 0        | 0         | .266        |
| Parmelee, C      | .200        | 13        | 40         | 2          | 8          | 3         | 0        | 1         | 3          | 0        | 1        | 0         | 4         | 15         | 0         | 0        | 2         | .267        |
| Plouffe, T       | .189        | 25        | 90         | 7          | 17         | 1         | 0        | 3         | 8          | 0        | 0        | 0         | 4         | 26         | 0         | 0        | 1         | .223        |
| Thomas, C        | .182        | 23        | 77         | 8          | 14         | 3         | 0        | 1         | 6          | 0        | 0        | 0         | 8         | 23         | 0         | 0        | 0         | .259        |
| Pitchers         | .000        | 26        | 0          | 0          | 0          | 0         | 0        | 0         | 0          | 0        | 0        | 0         | 0         | 0          | 0         | 0        | 2         | .000        |
| <b>MINNESOTA</b> | <b>.225</b> | <b>26</b> | <b>910</b> | <b>89</b>  | <b>205</b> | <b>49</b> | <b>1</b> | <b>21</b> | <b>86</b>  | <b>3</b> | <b>4</b> | <b>11</b> | <b>68</b> | <b>253</b> | <b>11</b> | <b>5</b> | <b>11</b> | <b>.286</b> |
| <b>DH</b>        | <b>.214</b> | <b>26</b> | <b>103</b> | <b>9</b>   | <b>22</b>  | <b>3</b>  | <b>0</b> | <b>2</b>  | <b>6</b>   | <b>0</b> | <b>1</b> | <b>3</b>  | <b>5</b>  | <b>25</b>  | <b>0</b>  | <b>0</b> | <b>0</b>  | <b>.268</b> |
| <b>OPPONENTS</b> | <b>.263</b> | <b>26</b> | <b>893</b> | <b>115</b> | <b>237</b> | <b>45</b> | <b>7</b> | <b>25</b> | <b>112</b> | <b>4</b> | <b>9</b> | <b>5</b>  | <b>84</b> | <b>158</b> | <b>10</b> | <b>8</b> | <b>17</b> | <b>.329</b> |

| PITCHER          | W         | L         | ERA         | G         | GS        | CG       | SH       | SV       | IP           | H          | R          | ER         | HR        | HB        | BB        | SO         | WP        | BK       | BAA         |
|------------------|-----------|-----------|-------------|-----------|-----------|----------|----------|----------|--------------|------------|------------|------------|-----------|-----------|-----------|------------|-----------|----------|-------------|
| Burton, J        | 0         | 1         | 2.53        | 13        | 0         | 0        | 0        | 0        | 10.2         | 8          | 3          | 3          | 0         | 0         | 2         | 10         | 0         | 0        | .205        |
| Correia, K       | 1         | 2         | 6.12        | 5         | 5         | 0        | 0        | 0        | 25.0         | 35         | 17         | 17         | 4         | 0         | 10        | 15         | 0         | 0        | .347        |
| Deduno, S        | 3         | 2         | 3.00        | 5         | 5         | 0        | 0        | 0        | 33.0         | 28         | 11         | 11         | 2         | 0         | 14        | 18         | 3         | 0        | .235        |
| Diamond, S       | 0         | 2         | 4.85        | 5         | 5         | 0        | 0        | 0        | 26.0         | 28         | 16         | 14         | 6         | 0         | 12        | 8          | 2         | 0        | .264        |
| Duensing, B      | 1         | 0         | 7.15        | 11        | 0         | 0        | 0        | 0        | 11.1         | 20         | 10         | 9          | 1         | 1         | 7         | 9          | 1         | 0        | .392        |
| Fien, C          | 1         | 0         | 0.75        | 13        | 0         | 0        | 0        | 0        | 12.0         | 9          | 1          | 1          | 0         | 0         | 1         | 13         | 0         | 0        | .214        |
| Gibson, K        | 1         | 3         | 6.91        | 5         | 5         | 0        | 0        | 0        | 27.1         | 32         | 22         | 21         | 4         | 2         | 11        | 13         | 3         | 0        | .296        |
| Peltrey, M       | 1         | 3         | 3.25        | 5         | 5         | 0        | 0        | 0        | 27.2         | 28         | 10         | 10         | 3         | 2         | 9         | 21         | 0         | 0        | .267        |
| Perkins, G       | 1         | 0         | 1.74        | 10        | 0         | 0        | 0        | 5        | 10.1         | 10         | 2          | 2          | 1         | 0         | 3         | 8          | 0         | 0        | .263        |
| Pressly, R       | 0         | 2         | 4.85        | 8         | 0         | 0        | 0        | 0        | 13.0         | 11         | 7          | 7          | 0         | 0         | 4         | 10         | 0         | 0        | .234        |
| Roenicke, J      | 0         | 0         | 3.24        | 10        | 0         | 0        | 0        | 0        | 8.1          | 6          | 3          | 3          | 0         | 0         | 4         | 9          | 0         | 0        | .200        |
| Swarzak, A       | 0         | 0         | 4.50        | 8         | 0         | 0        | 0        | 0        | 12.0         | 14         | 6          | 6          | 2         | 0         | 2         | 8          | 0         | 0        | .292        |
| Thielbar, C      | 0         | 1         | 1.69        | 11        | 0         | 0        | 0        | 0        | 10.2         | 4          | 4          | 2          | 2         | 0         | 2         | 12         | 0         | 0        | .111        |
| Tonkin, M        | 0         | 0         | 0.00        | 1         | 0         | 0        | 0        | 0        | 1.1          | 0          | 0          | 0          | 0         | 0         | 0         | 1          | 0         | 0        | .000        |
| Walters, P       | 0         | 1         | 5.40        | 1         | 1         | 0        | 0        | 0        | 5.0          | 4          | 3          | 3          | 0         | 0         | 3         | 3          | 0         | 0        | .211        |
| <b>MINNESOTA</b> | <b>9</b>  | <b>17</b> | <b>4.20</b> | <b>26</b> | <b>26</b> | <b>0</b> | <b>2</b> | <b>5</b> | <b>233.2</b> | <b>237</b> | <b>115</b> | <b>109</b> | <b>25</b> | <b>5</b>  | <b>84</b> | <b>158</b> | <b>9</b>  | <b>0</b> | <b>.265</b> |
| <b>OPPONENTS</b> | <b>17</b> | <b>9</b>  | <b>2.99</b> | <b>26</b> | <b>26</b> | <b>0</b> | <b>3</b> | <b>9</b> | <b>241.0</b> | <b>205</b> | <b>89</b>  | <b>80</b>  | <b>21</b> | <b>11</b> | <b>68</b> | <b>253</b> | <b>10</b> | <b>0</b> | <b>.225</b> |

| PLAYER      | MULTI-HIT GAMES |    |    |    |       | MULTI-RBI GAMES |      |      |       |       | LAST HOME RUN HIT |      |      |          |
|-------------|-----------------|----|----|----|-------|-----------------|------|------|-------|-------|-------------------|------|------|----------|
|             | 2H              | 3H | 4H | 5H | TOTAL | 2RBI            | 3RBI | 4RBI | 5+RBI | TOTAL | DATE              | OPP  | ON   | PITCHER  |
| Arcia       | 20              | 3  | 1  | 0  | 24    | 4               | 2    | 0    | 1     | 7     | 9/22/13           | @OAK | 2    | Gray     |
| Bernier     | 1               | 0  | 0  | 0  | 1     | 0               | 0    | 0    | 0     | 0     | .....             | .... | .... | ....     |
| Carroll     | 8               | 3  | 0  | 0  | 11    | 0               | 0    | 0    | 0     | 0     | 9/3/12            | @CWS | 0    | Santiago |
| Colabello   | 8               | 0  | 0  | 0  | 8     | 2               | 1    | 0    | 1     | 4     | 9/6/13            | TOR  | 1    | Dickey   |
| Doumit      | 23              | 6  | 0  | 0  | 29    | 14              | 1    | 0    | 0     | 15    | 9/24/13           | DET  | 0    | Fister   |
| Dozier      | 26              | 8  | 0  | 0  | 34    | 8               | 4    | 1    | 0     | 13    | 9/23/13           | DET  | 0    | Benoit   |
| Escobar     | 10              | 2  | 0  | 0  | 12    | 2               | 0    | 0    | 0     | 2     | 6/20/13           | CWS  | 0    | Danks    |
| Florimon    | 21              | 1  | 0  | 0  | 22    | 8               | 3    | 0    | 0     | 11    | 9/27/13           | CLE  | 1    | Kluber   |
| Fryer       | 0               | 0  | 0  | 0  | 0     | 0               | 0    | 0    | 0     | 0     | 9/11/13           | OAK  | 0    | Milone   |
| Herrmann    | 4               | 3  | 0  | 0  | 7     | 3               | 0    | 1    | 0     | 4     | 8/30/13           | @TEX | 1    | Darvish  |
| Hicks       | 5               | 2  | 1  | 0  | 8     | 5               | 1    | 0    | 0     | 6     | 7/14/13           | @NYY | 2    | Sabathia |
| Mastroianni | 1               | 1  | 0  | 0  | 2     | 0               | 1    | 0    | 0     | 1     | 8/13/12           | DET  | 0    | Sanchez  |
| Mauer       | 24              | 13 | 2  | 1  | 40    | 8               | 2    | 1    | 0     | 11    | 8/16/13           | CWS  | 0    | Quintana |
| Morneau     | 33              | 5  | 1  | 0  | 39    | 13              | 3    | 2    | 1     | 19    | 8/30/13           | @TEX | 0    | Darvish  |
| Parmelee    | 12              | 3  | 0  | 0  | 15    | 6               | 0    | 0    | 0     | 6     | 7/1/13            | NYY  | 0    | Pettitte |
| Pinto       | 6               | 1  | 1  | 0  | 8     | 1               | 1    | 0    | 0     | 2     | 9/26/13           | CLE  | 1    | Perez    |
| Plouffe     | 21              | 5  | 1  | 0  | 27    | 8               | 4    | 0    | 0     | 12    | 9/3/13            | @HOU | 1    | Cosart   |
| Presley     | 11              | 4  | 0  | 0  | 15    | 1               | 1    | 0    | 0     | 2     | 9/4/13            | @HOU | 2    | Lyles    |
| Ramirez     | 4               | 0  | 0  | 0  | 4     | 0               | 0    | 0    | 0     | 0     | 5/20/09           | TEX  | 0    | Harrison |
| Thomas      | 10              | 1  | 1  | 0  | 12    | 3               | 0    | 0    | 0     | 3     | 7/22/13           | @LAA | 0    | Blanton  |
| Willingham  | 16              | 0  | 0  | 0  | 16    | 5               | 3    | 1    | 0     | 9     | 9/10/13           | OAK  | 1    | Cook     |

## TWINS BEFORE THE ALL-STAR BREAK

| PLAYER           | AVG         | G         | AB          | R          | H          | 2B         | 3B        | HR        | SH         | SF        | HB        | BB        | SO         | SB         | CS        | E         | OBP        |             |
|------------------|-------------|-----------|-------------|------------|------------|------------|-----------|-----------|------------|-----------|-----------|-----------|------------|------------|-----------|-----------|------------|-------------|
| Arcia, O         | .257        | 59        | 206         | 20         | 53         | 11         | 1         | 6         | 25         | 0         | 0         | 15        | 63         | 1          | 2         | 1         | .317       |             |
| Carroll, J       | .219        | 45        | 151         | 17         | 33         | 5          | 0         | 0         | 9          | 1         | 0         | 12        | 28         | 1          | 0         | 2         | .276       |             |
| Colabello, C     | .125        | 7         | 16          | 0          | 2          | 0          | 0         | 0         | 0          | 0         | 0         | 0         | 7          | 0          | 0         | 0         | .125       |             |
| Doumit, R        | .237        | 81        | 295         | 32         | 70         | 17         | 1         | 9         | 39         | 0         | 4         | 1         | 25         | 52         | 1         | 0         | .295       |             |
| RIGHT            | .301        |           | 93          |            | 28         | 8          | 0         | 1         | 7          | 0         | 1         | 1         | 6          | 15         |           |           | .347       |             |
| LEFT             | .208        |           | 202         |            | 42         | 9          | 1         | 8         | 32         | 0         | 3         | 0         | 19         | 37         |           |           | .272       |             |
| Dozier, B        | .235        | 81        | 285         | 38         | 67         | 15         | 2         | 8         | 35         | 2         | 2         | 4         | 28         | 57         | 8         | 6         | .310       |             |
| Escobar, E       | .214        | 55        | 131         | 20         | 28         | 2          | 2         | 3         | 9          | 1         | 1         | 0         | 10         | 23         | 0         | 1         | .268       |             |
| RIGHT            | .200        |           | 35          |            | 7          | 1          | 0         | 1         | 3          | 1         | 0         | 0         | 3          | 6          |           |           | .263       |             |
| LEFT             | .219        |           | 96          |            | 21         | 1          | 2         | 2         | 6          | 0         | 1         | 0         | 7          | 17         |           |           | .269       |             |
| Florimon, P      | .235        | 77        | 234         | 24         | 55         | 10         | 0         | 5         | 31         | 3         | 3         | 1         | 20         | 55         | 8         | 2         | .295       |             |
| RIGHT            | .125        |           | 56          |            | 7          | 2          | 0         | 0         | 8          | 2         | 2         | 0         | 2          | 13         |           |           | .150       |             |
| LEFT             | .270        |           | 178         |            | 48         | 8          | 0         | 5         | 23         | 1         | 1         | 1         | 18         | 42         |           |           | .338       |             |
| Herrmann, C      | .462        | 7         | 13          | 3          | 6          | 1          | 0         | 1         | 4          | 1         | 0         | 0         | 2          | 1          | 0         | 0         | .533       |             |
| Hicks, A         | .197        | 68        | 238         | 35         | 47         | 10         | 3         | 8         | 24         | 2         | 1         | 1         | 21         | 72         | 6         | 2         | .264       |             |
| RIGHT            | .232        |           | 56          |            | 13         | 2          | 0         | 4         | 11         | 0         | 1         | 0         | 7          | 17         |           |           | .313       |             |
| LEFT             | .187        |           | 182         |            | 34         | 8          | 3         | 4         | 13         | 2         | 0         | 1         | 14         | 55         |           |           | .249       |             |
| Mastroianni, D   | .222        | 8         | 9           | 1          | 2          | 0          | 0         | 0         | 0          | 0         | 0         | 1         | 1          | 1          | 1         | 0         | .300       |             |
| Mauer, J         | .320        | 88        | 353         | 50         | 113        | 30         | 0         | 8         | 32         | 0         | 1         | 0         | 49         | 75         | 0         | 0         | .402       |             |
| Morneau, J       | .273        | 86        | 330         | 38         | 90         | 23         | 0         | 7         | 52         | 0         | 5         | 6         | 25         | 62         | 0         | 0         | .331       |             |
| Parmelee, C      | .223        | 83        | 242         | 19         | 54         | 12         | 0         | 8         | 20         | 0         | 3         | 2         | 27         | 66         | 1         | 1         | .303       |             |
| Plouffe, T       | .265        | 64        | 238         | 30         | 63         | 11         | 1         | 10        | 34         | 1         | 3         | 5         | 17         | 49         | 1         | 0         | .323       |             |
| Ramirez, W       | .244        | 23        | 45          | 3          | 11         | 3          | 0         | 0         | 5          | 0         | 1         | 1         | 1          | 14         | 0         | 0         | .271       |             |
| Thomas, C        | .234        | 33        | 111         | 17         | 26         | 4          | 0         | 3         | 8          | 0         | 0         | 0         | 12         | 32         | 0         | 3         | .309       |             |
| Willingham, J    | .224        | 70        | 246         | 32         | 55         | 13         | 0         | 10        | 37         | 0         | 1         | 12        | 39         | 77         | 1         | 0         | .356       |             |
| Pitchers         | .053        | 92        | 19          | 0          | 1          | 0          | 0         | 0         | 0          | 3         | 0         | 0         | 0          | 11         | 0         | 0         | .053       |             |
| <b>MINNESOTA</b> | <b>.245</b> | <b>92</b> | <b>3162</b> | <b>379</b> | <b>776</b> | <b>167</b> | <b>10</b> | <b>86</b> | <b>364</b> | <b>14</b> | <b>25</b> | <b>36</b> | <b>304</b> | <b>745</b> | <b>29</b> | <b>18</b> | <b>.42</b> | <b>.316</b> |
| <b>DH</b>        | <b>.253</b> | <b>92</b> | <b>320</b>  | <b>47</b>  | <b>81</b>  | <b>23</b>  | <b>0</b>  | <b>10</b> | <b>40</b>  | <b>0</b>  | <b>4</b>  | <b>6</b>  | <b>34</b>  | <b>70</b>  | <b>0</b>  | <b>0</b>  | <b>0</b>   | <b>.332</b> |
| <b>OPPONENTS</b> | <b>.283</b> | <b>92</b> | <b>3199</b> | <b>427</b> | <b>904</b> | <b>181</b> | <b>18</b> | <b>90</b> | <b>417</b> | <b>15</b> | <b>25</b> | <b>21</b> | <b>260</b> | <b>538</b> | <b>34</b> | <b>20</b> | <b>58</b>  | <b>.338</b> |

| PITCHER          | W         | L         | ERA         | G         | GS        | CG       | SH       | SV        | IP           | H          | R          | ER         | HR        | HB        | BB         | SO         | WP        | BK       | BAA         |
|------------------|-----------|-----------|-------------|-----------|-----------|----------|----------|-----------|--------------|------------|------------|------------|-----------|-----------|------------|------------|-----------|----------|-------------|
| Burton, J        | 1         | 6         | 3.67        | 43        | 0         | 0        | 0        | 2         | 41.2         | 40         | 18         | 17         | 3         | 3         | 18         | 36         | 2         | 0        | .247        |
| Correia, K       | 6         | 6         | 4.23        | 18        | 18        | 0        | 0        | 0         | 110.2        | 129        | 52         | 52         | 17        | 2         | 26         | 62         | 0         | 0        | .296        |
| Deduno, S        | 5         | 4         | 3.61        | 10        | 10        | 0        | 0        | 0         | 62.1         | 62         | 26         | 25         | 4         | 4         | 20         | 31         | 3         | 1        | .262        |
| Diamond, S       | 5         | 8         | 5.32        | 17        | 17        | 0        | 0        | 0         | 91.1         | 115        | 58         | 54         | 15        | 1         | 24         | 43         | 4         | 0        | .313        |
| Duensing, B      | 2         | 1         | 4.67        | 44        | 0         | 0        | 0        | 1         | 34.2         | 42         | 19         | 18         | 1         | 1         | 16         | 30         | 2         | 0        | .300        |
| Fien, C          | 1         | 2         | 3.03        | 44        | 0         | 0        | 0        | 0         | 38.2         | 24         | 13         | 13         | 4         | 0         | 7          | 42         | 2         | 0        | .179        |
| Gibson, K        | 2         | 2         | 6.45        | 4         | 4         | 0        | 0        | 0         | 22.1         | 28         | 17         | 16         | 0         | 3         | 9          | 11         | 2         | 0        | .315        |
| Hendriks, L      | 0         | 1         | 4.66        | 2         | 2         | 0        | 0        | 0         | 9.2          | 12         | 5          | 5          | 1         | 1         | 1          | 5          | 0         | 0        | .293        |
| Hernandez, P     | 3         | 1         | 5.54        | 9         | 7         | 0        | 0        | 0         | 37.1         | 47         | 23         | 23         | 6         | 0         | 16         | 19         | 0         | 1        | .311        |
| Pelfrey, M       | 4         | 7         | 5.55        | 16        | 16        | 0        | 0        | 0         | 82.2         | 105        | 53         | 51         | 9         | 1         | 24         | 45         | 0         | 0        | .313        |
| Perkins, G       | 1         | 0         | 1.82        | 35        | 0         | 0        | 0        | 21        | 34.2         | 21         | 7          | 7          | 2         | 1         | 7          | 47         | 0         | 0        | .172        |
| Pressly, R       | 2         | 2         | 3.09        | 30        | 0         | 0        | 0        | 0         | 43.2         | 42         | 19         | 15         | 1         | 0         | 17         | 30         | 4         | 0        | .255        |
| Robertson, T     | 0         | 0         | 9.00        | 2         | 0         | 0        | 0        | 0         | 1.0          | 1          | 1          | 1          | 1         | 0         | 0          | 2          | 0         | 0        | .250        |
| Roenicke, J      | 2         | 1         | 3.76        | 37        | 0         | 0        | 0        | 0         | 38.1         | 34         | 16         | 16         | 5         | 0         | 21         | 25         | 6         | 0        | .238        |
| Swarzak, A       | 1         | 2         | 3.55        | 27        | 0         | 0        | 0        | 0         | 58.1         | 62         | 25         | 23         | 5         | 0         | 12         | 41         | 1         | 0        | .281        |
| Thielbar, C      | 1         | 0         | 0.83        | 20        | 0         | 0        | 0        | 0         | 21.2         | 7          | 2          | 2          | 2         | 0         | 9          | 21         | 0         | 0        | .103        |
| Tonkin, M        | 0         | 0         | 0.00        | 1         | 0         | 0        | 0        | 0         | 1.1          | 0          | 0          | 0          | 0         | 0         | 1          | 0          | 0         | 0        | .000        |
| Walters, P       | 2         | 5         | 5.95        | 8         | 8         | 0        | 0        | 0         | 39.1         | 51         | 30         | 26         | 5         | 1         | 18         | 22         | 0         | 0        | .311        |
| Worley, V        | 1         | 5         | 7.21        | 10        | 10        | 0        | 0        | 0         | 48.2         | 82         | 43         | 39         | 9         | 3         | 15         | 25         | 1         | 0        | .381        |
| <b>MINNESOTA</b> | <b>39</b> | <b>53</b> | <b>4.43</b> | <b>92</b> | <b>92</b> | <b>0</b> | <b>4</b> | <b>24</b> | <b>818.1</b> | <b>904</b> | <b>427</b> | <b>403</b> | <b>90</b> | <b>21</b> | <b>260</b> | <b>538</b> | <b>27</b> | <b>2</b> | <b>.283</b> |
| <b>OPPONENTS</b> | <b>53</b> | <b>39</b> | <b>3.75</b> | <b>92</b> | <b>92</b> | <b>1</b> | <b>8</b> | <b>29</b> | <b>825.2</b> | <b>776</b> | <b>379</b> | <b>344</b> | <b>86</b> | <b>36</b> | <b>304</b> | <b>745</b> | <b>37</b> | <b>3</b> | <b>.245</b> |

## TWINS IN AUGUST

| PLAYER           | AVG         | G         | AB          | R          | H          | 2B        | 3B       | HR        | RBI        | SH       | SF       | HB        | BB         | SO         | SB        | CS       | E         | OBP         |
|------------------|-------------|-----------|-------------|------------|------------|-----------|----------|-----------|------------|----------|----------|-----------|------------|------------|-----------|----------|-----------|-------------|
| Arcia, O         | .243        | 18        | 70          | 6          | 17         | 4         | 1        | 4         | 7          | 0        | 0        | 0         | 4          | 27         | 0         | 0        | 1         | .284        |
| Bernier, D       | .212        | 14        | 33          | 5          | 7          | 0         | 0        | 0         | 2          | 2        | 0        | 0         | 4          | 9          | 1         | 0        | 0         | .297        |
| Carroll, J       | .333        | 6         | 21          | 2          | 7          | 1         | 0        | 0         | 0          | 0        | 0        | 0         | 1          | 7          | 0         | 0        | 0         | .231        |
| Colabello, C     | .173        | 17        | 52          | 4          | 9          | 1         | 0        | 2         | 3          | 0        | 0        | 0         | 10         | 21         | 0         | 1        | 1         | .306        |
| Doumit, R        | .216        | 20        | 74          | 2          | 16         | 1         | 0        | 2         | 6          | 0        | 0        | 0         | 9          | 18         | 0         | 0        | 0         | .301        |
| RIGHT            | .261        |           | 23          |            | 6          | 0         | 0        | 0         | 0          | 0        | 0        | 0         | 2          | 2          |           |          |           | .320        |
| LEFT             | .196        |           | 51          |            | 10         | 1         | 0        | 2         | 6          | 0        | 0        | 0         | 7          | 16         |           |          |           | .293        |
| Dozier, B        | .276        | 30        | 127         | 19         | 35         | 11        | 2        | 6         | 20         | 0        | 2        | 1         | 11         | 28         | 2         | 0        | 1         | .333        |
| Florimon, P      | .200        | 23        | 65          | 8          | 13         | 2         | 0        | 1         | 2          | 2        | 0        | 1         | 6          | 23         | 4         | 2        | 2         | .278        |
| RIGHT            | .263        |           | 19          |            | 5          | 1         | 0        | 0         | 0          | 1        | 0        | 1         | 1          | 5          |           |          |           | .333        |
| LEFT             | .174        |           | 46          |            | 8          | 1         | 0        | 1         | 2          | 1        | 0        | 0         | 5          | 18         |           |          |           | .255        |
| Herrmann, C      | .169        | 27        | 71          | 6          | 12         | 4         | 0        | 2         | 7          | 1        | 0        | 0         | 9          | 26         | 0         | 1        | 1         | .263        |
| Hicks, A         | .000        | 1         | 4           | 0          | 0          | 0         | 0        | 0         | 0          | 0        | 0        | 0         | 0          | 2          | 0         | 0        | 0         | .000        |
| Mastroianni, D   | .000        | 2         | 5           | 0          | 0          | 0         | 0        | 0         | 0          | 1        | 0        | 0         | 0          | 2          | 0         | 0        | 0         | .000        |
| Mauer, J         | .300        | 19        | 70          | 11         | 21         | 4         | 0        | 3         | 12         | 0        | 1        | 0         | 8          | 10         | 0         | 0        | 1         | .367        |
| Morneau, J       | .250        | 29        | 116         | 12         | 29         | 7         | 0        | 9         | 21         | 0        | 0        | 0         | 7          | 24         | 0         | 0        | 1         | .293        |
| Plouffe, T       | .196        | 26        | 97          | 6          | 19         | 7         | 0        | 2         | 4          | 0        | 0        | 1         | 8          | 27         | 1         | 0        | 4         | .264        |
| Ramirez, W       | .306        | 12        | 36          | 2          | 11         | 3         | 1        | 0         | 1          | 0        | 0        | 0         | 2          | 9          | 0         | 0        | 0         | .342        |
| Thomas, C        | .240        | 29        | 100         | 11         | 24         | 7         | 0        | 0         | 0          | 1        | 0        | 1         | 9          | 34         | 1         | 0        | 0         | .309        |
| Willingham, J    | .165        | 22        | 79          | 5          | 13         | 6         | 0        | 2         | 8          | 0        | 1        | 2         | 14         | 28         | 0         | 0        | 0         | .302        |
| Pitchers         | .000        | 30        | 0           | 0          | 0          | 0         | 0        | 0         | 0          | 0        | 0        | 0         | 0          | 0          | 0         | 0        | 3         | .000        |
| <b>MINNESOTA</b> | <b>.228</b> | <b>30</b> | <b>1020</b> | <b>99</b>  | <b>233</b> | <b>58</b> | <b>4</b> | <b>33</b> | <b>93</b>  | <b>8</b> | <b>4</b> | <b>6</b>  | <b>102</b> | <b>291</b> | <b>9</b>  | <b>4</b> | <b>14</b> | <b>.301</b> |
| <b>DH</b>        | <b>.161</b> | <b>30</b> | <b>112</b>  | <b>7</b>   | <b>18</b>  | <b>5</b>  | <b>0</b> | <b>3</b>  | <b>10</b>  | <b>0</b> | <b>1</b> | <b>1</b>  | <b>16</b>  | <b>34</b>  | <b>0</b>  | <b>0</b> | <b>0</b>  | <b>.269</b> |
| <b>OPPONENTS</b> | <b>.265</b> | <b>30</b> | <b>1051</b> | <b>137</b> | <b>278</b> | <b>45</b> | <b>3</b> | <b>30</b> | <b>133</b> | <b>7</b> | <b>8</b> | <b>15</b> | <b>86</b>  | <b>189</b> | <b>21</b> | <b>4</b> | <b>15</b> | <b>.327</b> |

| PITCHER          | W         | L         | ERA         | G         | GS        | CG       | SH       | SV        | IP           | H          | R          | ER         | HR        | HB        | BB         | SO         | WP        | BK       | BAA         |
|------------------|-----------|-----------|-------------|-----------|-----------|----------|----------|-----------|--------------|------------|------------|------------|-----------|-----------|------------|------------|-----------|----------|-------------|
| Albers, A        | 2         | 2         | 2.92        | 5         | 5         | 1        | 0        | 0         | 37.0         | 29         | 13         | 12         | 4         | 1         | 3          | 0          | 0         | 0        | .215        |
| Burton, J        | 1         | 2         | 5.11        | 13        | 0         | 0        | 4        | 0         | 12.1         | 10         | 7          | 7          | 2         | 2         | 1          | 0          | 0         | 0        | .217        |
| Carroll, J       | 0         | 0         | 0.00        | 1         | 0         | 0        | 0        | 0         | 1.0          | 0          | 0          | 0          | 0         | 0         | 0          | 0          | 0         | 0        | .000        |
| Correia, K       | 1         | 3         | 3.60        | 5         | 5         | 0        | 0        | 0         | 30.0         | 36         | 15         | 12         | 2         | 0         | 9          | 20         | 0         | 0        | .293        |
| Deduno, S        | 1         | 4         | 5.40        | 6         | 6         | 0        | 0        | 0         | 31.2         | 36         | 20         | 19         | 3         | 5         | 13         | 25         | 4         | 1        | .293        |
| Diamond, S       | 0         | 1         | 10.80       | 1         | 1         | 0        | 0        | 0         | 5.0          | 9          | 7          | 6          | 0         | 0         | 3          | 1          | 0         | 0        | .409        |
| Duensing, B      | 3         | 0         | 0.00        | 12        | 0         | 0        | 0        | 0         | 12.2         | 7          | 0          | 0          | 0         | 0         | 1          | 16         | 2         | 0        | .156        |
| Fien, C          | 1         | 0         | 9.64        | 12        | 0         | 0        | 0        | 0         | 9.1          | 13         | 11         | 10         | 5         | 0         | 1          | 12         | 0         | 0        | .317        |
| Gibson, K        | 0         | 1         | 7.13        | 4         | 4         | 0        | 0        | 0         | 17.2         | 29         | 14         | 14         | 3         | 2         | 9          | 11         | 1         | 0        | .372        |
| Hendriks, L      | 1         | 1         | 5.40        | 3         | 3         | 0        | 0        | 0         | 16.2         | 19         | 11         | 10         | 5         | 0         | 5          | 5          | 1         | 0        | .284        |
| Pelfrey, M       | 1         | 1         | 3.60        | 6         | 6         | 0        | 0        | 0         | 35.0         | 33         | 15         | 14         | 2         | 2         | 16         | 22         | 0         | 0        | .252        |
| Perkins, G       | 0         | 0         | 3.09        | 11        | 0         | 0        | 0        | 6         | 11.2         | 10         | 4          | 4          | 1         | 1         | 2          | 15         | 0         | 0        | .238        |
| Pressly, R       | 1         | 1         | 5.40        | 8         | 0         | 0        | 0        | 0         | 15.0         | 13         | 9          | 9          | 2         | 0         | 6          | 7          | 1         | 0        | .250        |
| Roenicke, J      | 0         | 0         | 1.86        | 13        | 0         | 0        | 0        | 0         | 9.2          | 7          | 2          | 2          | 1         | 1         | 5          | 6          | 1         | 0        | .194        |
| Swarzak, A       | 0         | 0         | 1.56        | 8         | 0         | 0        | 0        | 0         | 17.1         | 13         | 3          | 3          | 0         | 1         | 7          | 15         | 0         | 0        | .206        |
| Thielbar, C      | 1         | 1         | 3.12        | 14        | 0         | 0        | 0        | 0         | 8.2          | 10         | 3          | 3          | 0         | 0         | 4          | 7          | 0         | 0        | .278        |
| Tonkin, M        | 0         | 0         | 0.00        | 1         | 0         | 0        | 0        | 0         | 1.0          | 4          | 3          | 0          | 0         | 0         | 1          | 1          | 0         | 0        | .500        |
| <b>MINNESOTA</b> | <b>13</b> | <b>17</b> | <b>4.14</b> | <b>30</b> | <b>30</b> | <b>1</b> | <b>2</b> | <b>6</b>  | <b>271.2</b> | <b>278</b> | <b>137</b> | <b>125</b> | <b>30</b> | <b>15</b> | <b>86</b>  | <b>189</b> | <b>10</b> | <b>1</b> | <b>.265</b> |
| <b>OPPONENTS</b> | <b>17</b> | <b>13</b> | <b>3.12</b> | <b>30</b> | <b>30</b> | <b>1</b> | <b>1</b> | <b>10</b> | <b>274.0</b> | <b>233</b> | <b>99</b>  | <b>95</b>  | <b>33</b> | <b>6</b>  | <b>102</b> | <b>291</b> | <b>10</b> | <b>1</b> | <b>.228</b> |

## TWINS STARTERS IN 2013

| Pitcher   | Last Start                      | Dec. | Starts | QS | Team Rec. | Run Supp. | RS Avg. |
|-----------|---------------------------------|------|--------|----|-----------|-----------|---------|
| Worley    | 5/22 at ATL (3.2-10-8-8-2-3-3)  | L    | 10     | 3  | 3-7       | 22        | 4.07    |
| Correia   | 9/25 vs. DET (7.0-7-1-1-0-1-0)  | L    | 31     | 17 | 12-19     | 71        | 3.45    |
| Pelfrey   | 9/23 vs. DET (6.0-6-1-1-3-5-0)  | ND   | 29     | 11 | 11-18     | 72        | 4.24    |
| Hendriks  | 9/16 at CWS (0.2-5-7-7-3-0-0)   | L    | 8      | 2  | 3-5       | 13        | 3.19    |
| Diamond   | 9/29 vs. CLE (6.0-7-4-2-0-3-1)  | L    | 24     | 9  | 8-16      | 57        | 3.92    |
| Hernandez | 9/27 vs. CLE (1.2-7-6-6-1-1-0)  | L    | 12     | 1  | 8-4       | 33        | 5.24    |
| Deduno    | 8/29 vs. KC (3.0-4-3-3-1-4-0)   | L    | 18     | 10 | 9-9       | 48        | 4.00    |
| Walters   | 7/3 vs. NYY (5.0-4-3-3-3-3-0)   | L    | 8      | 3  | 3-5       | 17        | 3.89    |
| Gibson    | 8/19 vs. NYM (3.2-10-4-4-2-2-0) | L    | 10     | 2  | 5-5       | 30        | 5.29    |
| Albers    | 9/26 vs. CLE (5.2-7-4-3-2-2-1)  | L    | 10     | 4  | 4-6       | 20        | 3.00    |
| De Vries  | 9/28 vs. CLE (5.0-6-5-5-9-12-6) | L    | 2      | 0  | 0-2       | 7         | 4.20    |

## TWINS IN SEPTEMBER

| PLAYER           | AVG         | G         | AB          | R          | H          | 2B        | 3B       | HR        | SH         | SF       | HB        | BB       | SO        | SB         | CS        | E         | OBP       |             |
|------------------|-------------|-----------|-------------|------------|------------|-----------|----------|-----------|------------|----------|-----------|----------|-----------|------------|-----------|-----------|-----------|-------------|
| Arcia, O         | .240        | 20        | 75          | 8          | 18         | 2         | 0        | 4         | 11         | 0        | 0         | 1        | 4         | 27         | 0         | 0         | 1.288     |             |
| Bernier, D       | .125        | 13        | 8           | 4          | 1          | 1         | 0        | 0         | 1          | 0        | 0         | 2        | 2         | 0          | 0         | 0.300     |           |             |
| Colabello, C     | .218        | 20        | 55          | 5          | 12         | 2         | 0        | 3         | 9          | 0        | 0         | 9        | 19        | 0          | 0         | 2.328     |           |             |
| Doumit, R        | .296        | 22        | 71          | 10         | 21         | 5         | 0        | 3         | 6          | 0        | 0         | 7        | 17        | 0          | 0         | 0.359     |           |             |
| RIGHT            | .350        |           | 20          |            | 7          | 2         | 0        | 1         | 0          | 0        | 0         | 4        | 7         |            |           | .458      |           |             |
| LEFT             | .275        |           | 51          |            | 14         | 3         | 0        | 2         | 5          | 0        | 0         | 3        | 10        |            |           | .315      |           |             |
| Dozier, B        | .243        | 27        | 107         | 11         | 26         | 4         | 0        | 3         | 9          | 0        | 0         | 1        | 10        | 25         | 4         | 1         | 2.314     |             |
| Escobar, E       | .324        | 11        | 34          | 3          | 11         | 3         | 0        | 0         | 1          | 1        | 0         | 0        | 1         | 11         | 0         | 1         | 3.343     |             |
| RIGHT            | .300        |           | 10          |            | 3          | 2         | 0        | 0         | 0          | 1        | 0         | 0        | 4         |            |           | .300      |           |             |
| LEFT             | .333        |           | 24          |            | 8          | 1         | 0        | 0         | 1          | 0        | 0         | 1        | 7         |            |           | .360      |           |             |
| Florimon, P      | .203        | 24        | 69          | 5          | 14         | 3         | 0        | 1         | 7          | 0        | 0         | 0        | 6         | 21         | 3         | 1         | 6.267     |             |
| RIGHT            | .208        |           | 24          |            | 5          | 2         | 0        | 0         | 4          | 0        | 0         | 0        | 2         | 7          |           | .269      |           |             |
| LEFT             | .200        |           | 45          |            | 9          | 1         | 0        | 1         | 3          | 0        | 0         | 0        | 4         | 14         |           | .265      |           |             |
| Fryer, E         | .385        | 6         | 13          | 2          | 5          | 1         | 0        | 1         | 4          | 0        | 0         | 0        | 3         | 3          | 0         | 0         | 0.500     |             |
| Herrmann, C      | .175        | 15        | 40          | 5          | 7          | 0         | 0        | 0         | 1          | 1        | 0         | 0        | 4         | 9          | 0         | 0         | 1.250     |             |
| Mastroianni, D   | .196        | 20        | 51          | 4          | 10         | 2         | 0        | 0         | 5          | 2        | 1         | 1        | 2         | 20         | 1         | 0         | 0.236     |             |
| Parmelee, C      | .250        | 18        | 52          | 2          | 13         | 1         | 0        | 0         | 4          | 0        | 0         | 1        | 6         | 15         | 0         | 0         | 0.339     |             |
| Pinto, J         | .342        | 21        | 76          | 10         | 26         | 5         | 0        | 4         | 12         | 0        | 0         | 1        | 6         | 22         | 0         | 0         | 2.398     |             |
| Plouffe, T       | .330        | 27        | 103         | 8          | 3          | 0         | 2        | 10        | 0          | 1        | 0         | 7        | 23        | 0          | 1         | 1         | 2.369     |             |
| Presley, A       | .283        | 28        | 113         | 9          | 4          | 1         | 1        | 11        | 0          | 0        | 1         | 8        | 21        | 1          | 3         | 2         | 0.336     |             |
| Thomas, C        | .086        | 18        | 35          | 6          | 1          | 0         | 0        | 0         | 0          | 0        | 0         | 5        | 13        | 0          | 0         | 0         | 0.200     |             |
| Willingham, J    | .203        | 19        | 64          | 5          | 1          | 0         | 2        | 3         | 0          | 0        | 0         | 13       | 23        | 0          | 0         | 1         | 1.338     |             |
| Pitchers         | .000        | 28        | 0           | 0          | 0          | 0         | 0        | 0         | 0          | 0        | 0         | 0        | 0         | 0          | 0         | 1         | 1.000     |             |
| <b>MINNESOTA</b> | <b>.255</b> | <b>28</b> | <b>966</b>  | <b>97</b>  | <b>246</b> | <b>38</b> | <b>1</b> | <b>24</b> | <b>94</b>  | <b>4</b> | <b>2</b>  | <b>6</b> | <b>93</b> | <b>271</b> | <b>9</b>  | <b>7</b>  | <b>21</b> | <b>.323</b> |
| <b>DH</b>        | <b>.179</b> | <b>28</b> | <b>112</b>  | <b>7</b>   | <b>20</b>  | <b>4</b>  | <b>0</b> | <b>1</b>  | <b>2</b>   | <b>0</b> | <b>0</b>  | <b>0</b> | <b>11</b> | <b>43</b>  | <b>0</b>  | <b>0</b>  | <b>0</b>  | <b>.252</b> |
| <b>OPPONENT</b>  | <b>.300</b> | <b>28</b> | <b>1011</b> | <b>179</b> | <b>303</b> | <b>66</b> | <b>6</b> | <b>37</b> | <b>170</b> | <b>4</b> | <b>11</b> | <b>5</b> | <b>81</b> | <b>178</b> | <b>15</b> | <b>12</b> | <b>16</b> | <b>.351</b> |

| PITCHER          | W         | L         | ERA         | G         | GS        | CG       | SH       | SV       | IP           | H          | R          | ER         | HR        | HB       | BB        | SO         | WP        | BK       | BAA         |
|------------------|-----------|-----------|-------------|-----------|-----------|----------|----------|----------|--------------|------------|------------|------------|-----------|----------|-----------|------------|-----------|----------|-------------|
| Albers, A        | 0         | 3         | 5.87        | 5         | 5         | 0        | 0        | 0        | 23.0         | 35         | 21         | 15         | 2         | 1        | 4         | 12         | 0         | 1        | .347        |
| Burton, J        | 0         | 1         | 4.70        | 9         | 0         | 0        | 0        | 0        | 7.2          | 9          | 4          | 4          | 1         | 0        | 3         | 5          | 0         | 0        | .310        |
| Correia, K       | 1         | 3         | 3.48        | 5         | 5         | 0        | 0        | 0        | 31.0         | 33         | 12         | 12         | 3         | 0        | 8         | 13         | 2         | 0        | .280        |
| DeVries, C       | 0         | 2         | 10.80       | 4         | 2         | 0        | 0        | 0        | 15.0         | 22         | 18         | 18         | 6         | 0        | 9         | 12         | 0         | 0        | .333        |
| Diamond, S       | 1         | 3         | 5.01        | 4         | 4         | 0        | 0        | 0        | 23.1         | 27         | 16         | 13         | 5         | 0        | 5         | 7          | 1         | 0        | .281        |
| Duensing, B      | 0         | 1         | 6.23        | 12        | 0         | 0        | 0        | 0        | 8.2          | 11         | 6          | 6          | 2         | 0        | 3         | 5          | 2         | 0        | .333        |
| Fien, C          | 2         | 0         | 3.38        | 11        | 0         | 0        | 0        | 0        | 8.0          | 7          | 3          | 3          | 0         | 0        | 3         | 12         | 0         | 0        | .233        |
| Hendriks, L      | 0         | 1         | 9.00        | 5         | 3         | 0        | 0        | 0        | 21.0         | 36         | 23         | 21         | 4         | 2        | 8         | 24         | 0         | 0        | .371        |
| Hernandez, P     | 0         | 2         | 9.31        | 5         | 5         | 0        | 0        | 0        | 19.1         | 33         | 20         | 20         | 4         | 0        | 7         | 10         | 1         | 0        | .384        |
| Martis, S        | 0         | 1         | 5.59        | 6         | 0         | 0        | 0        | 0        | 9.2          | 6          | 6          | 6          | 3         | 0        | 4         | 7          | 0         | 0        | .171        |
| Pellfrey, M      | 0         | 3         | 7.45        | 4         | 4         | 0        | 0        | 0        | 19.1         | 29         | 17         | 16         | 1         | 1        | 7         | 20         | 1         | 0        | .341        |
| Perkins, G       | 0         | 0         | 2.70        | 9         | 0         | 0        | 0        | 5        | 10.0         | 5          | 3          | 3          | 1         | 1        | 3         | 11         | 0         | 0        | .156        |
| Pressly, R       | 0         | 0         | 4.91        | 8         | 0         | 0        | 0        | 0        | 11.0         | 11         | 6          | 6          | 2         | 0        | 2         | 7          | 2         | 0        | .268        |
| Roenicke, J      | 1         | 0         | 11.57       | 8         | 0         | 0        | 0        | 1        | 9.1          | 19         | 13         | 12         | 0         | 0        | 9         | 8          | 0         | 0        | .422        |
| Swarzak, A       | 2         | 0         | 2.57        | 9         | 0         | 0        | 0        | 0        | 14.0         | 10         | 4          | 4          | 1         | 0        | 3         | 10         | 0         | 0        | .200        |
| Thielbar, C      | 1         | 0         | 3.27        | 10        | 0         | 0        | 0        | 0        | 11.0         | 5          | 4          | 4          | 2         | 0        | 1         | 7          | 1         | 0        | .143        |
| Tonkin, M        | 0         | 0         | 1.00        | 7         | 0         | 0        | 0        | 0        | 9.0          | 5          | 3          | 1          | 0         | 0        | 2         | 8          | 1         | 0        | .156        |
| <b>MINNESOTA</b> | <b>8</b>  | <b>20</b> | <b>5.86</b> | <b>28</b> | <b>28</b> | <b>0</b> | <b>0</b> | <b>6</b> | <b>250.1</b> | <b>303</b> | <b>179</b> | <b>163</b> | <b>37</b> | <b>5</b> | <b>81</b> | <b>178</b> | <b>11</b> | <b>1</b> | <b>.300</b> |
| <b>OPPONENTS</b> | <b>20</b> | <b>8</b>  | <b>3.16</b> | <b>28</b> | <b>28</b> | <b>0</b> | <b>5</b> | <b>7</b> | <b>253.1</b> | <b>246</b> | <b>97</b>  | <b>89</b>  | <b>24</b> | <b>6</b> | <b>93</b> | <b>271</b> | <b>17</b> | <b>0</b> | <b>.255</b> |

|             | STARTS BY POSITION |     |     |     |    |    |    |    | STARTS BY BATTING ORDER |    |    |    |    |    |    |    |    |     |    |   |
|-------------|--------------------|-----|-----|-----|----|----|----|----|-------------------------|----|----|----|----|----|----|----|----|-----|----|---|
|             | C                  | 1B  | 2B  | SS  | 3B | LF | CF | RF | DH                      | 1  | 2  | 3  | 4  | 5  | 6  | 7  | 8  | 9   |    |   |
| Arcia       |                    |     |     |     |    |    | 54 | 28 | 9                       |    |    |    |    |    |    |    |    |     |    |   |
| Bernier     |                    |     | 1   | 12  | 1  |    |    |    |                         |    | 4  |    |    |    |    |    |    |     | 10 |   |
| Butera      | 1                  |     |     |     |    |    |    |    |                         |    |    |    |    |    |    |    |    |     | 1  |   |
| Carroll     |                    |     | 15  | 2   | 29 |    |    |    |                         | 25 | 12 |    |    |    |    |    |    |     | 6  | 3 |
| Colabello   |                    | 23  |     |     |    |    | 9  | 11 |                         |    |    |    | 1  | 6  | 14 | 19 | 3  |     |    |   |
| Doumit      | 43                 |     |     |     |    |    |    | 29 | 46                      |    |    | 27 | 25 | 56 | 11 |    |    |     |    |   |
| Dozier      |                    |     | 141 |     |    |    |    |    |                         | 74 | 21 | 15 |    |    |    | 8  | 21 | 2   |    |   |
| Escobar     |                    | 5   | 21  | 14  |    |    |    |    |                         | 7  | 2  |    |    |    |    | 5  | 10 | 15  |    |   |
| Florimon    |                    |     |     | 127 |    |    |    |    |                         |    | 2  |    |    |    |    | 1  | 8  | 117 |    |   |
| Fryer       | 4                  |     |     |     |    |    |    |    |                         |    |    |    |    |    |    |    | 2  | 2   |    |   |
| Herrmann    | 23                 |     |     |     | 1  |    | 14 |    |                         |    | 17 |    |    | 2  | 4  | 11 | 4  |     |    |   |
| Hicks       |                    |     |     |     |    | 78 |    |    |                         | 10 |    |    |    |    | 4  | 15 | 48 | 1   |    |   |
| Mastroianni |                    |     |     |     | 7  | 3  | 7  |    |                         | 3  | 6  |    |    |    |    | 3  | 5  |     |    |   |
| Mauer       | 73                 | 9   |     |     |    |    |    | 28 |                         |    | 87 | 23 |    |    |    |    |    |     |    |   |
| Morneau     |                    | 110 |     |     |    |    |    |    |                         |    |    | 33 | 75 | 15 |    |    |    |     |    |   |
| Parmelee    |                    | 20  |     |     |    |    |    | 59 |                         |    | 2  |    |    | 18 | 22 | 33 | 4  |     |    |   |
| Pinto       | 18                 |     |     |     |    |    |    |    | 1                       |    | 4  |    |    | 6  | 1  | 8  |    |     |    |   |
| Plouffe     |                    |     |     | 118 |    |    |    |    | 8                       |    | 2  | 10 | 3  | 36 | 59 | 16 |    |     |    |   |
| Presley     |                    |     |     |     |    |    | 27 |    |                         | 27 |    |    |    |    |    |    |    |     |    |   |
| Ramirez     |                    |     |     |     | 5  | 6  | 8  |    |                         |    | 1  |    |    | 2  | 3  | 5  | 9  |     |    |   |
| Thomas      |                    |     |     |     | 23 | 48 | 8  |    |                         | 16 | 2  |    |    |    | 5  | 17 | 37 | 2   |    |   |
| Willingham  |                    |     |     |     | 72 |    |    |    | 34                      |    |    |    | 52 | 43 | 4  | 7  |    |     |    |   |

## TWINS AFTER THE ALL-STAR BREAK

| PLAYER           | AVG         | G         | AB          | R          | H          | 2B         | 3B        | HR        | RBI        | SH        | SF        | HB        | BB         | SO         | SB        | CS        | E         | OBP         |
|------------------|-------------|-----------|-------------|------------|------------|------------|-----------|-----------|------------|-----------|-----------|-----------|------------|------------|-----------|-----------|-----------|-------------|
| Arcia, O         | .241        | 38        | 145         | 14         | 35         | 6          | 1         | 8         | 18         | 0         | 0         | 1         | 8          | 54         | 0         | 0         | 1         | .286        |
| Bernier, D       | .226        | 33        | 53          | 9          | 12         | 3          | 0         | 0         | 5          | 2         | 0         | 1         | 8          | 15         | 2         | 1         | 0         | .339        |
| Butera, D        | .000        | 2         | 3           | 0          | 0          | 0          | 0         | 0         | 0          | 0         | 0         | 0         | 1          | 0          | 0         | 0         | 0         | .000        |
| Carroll, J       | .275        | 13        | 40          | 4          | 11         | 4          | 0         | 0         | 2          | 1         | 2         | 1         | 5          | 11         | 1         | 1         | 0         | .250        |
| Colabello, C     | .201        | 48        | 144         | 14         | 29         | 3          | 0         | 7         | 17         | 0         | 0         | 1         | 20         | 51         | 0         | 1         | 3         | .368        |
| Doumit, R        | .263        | 54        | 190         | 17         | 50         | 11         | 0         | 5         | 16         | 0         | 0         | 0         | 23         | 47         | 0         | 0         | 1         | .400        |
| RIGHT            | .269        |           | 52          |            | 14         |            | 3         |           | 1          |           | 2         |           | 0          | 0          |           | 6         |           | .345        |
| LEFT             | .261        |           | 138         |            | 36         |            | 8         |           | 0          |           | 4         |           | 14         | 0          |           | 0         |           | .342        |
| Dozier, B        | .253        | 66        | 273         | 34         | 69         | 18         | 2         | 10        | 31         | 1         | 2         | 2         | 23         | 63         | 6         | 1         | 3         | .313        |
| Escobar, E       | .324        | 11        | 34          | 3          | 11         | 3          | 0         | 0         | 1          | 1         | 0         | 0         | 1          | 11         | 0         | 1         | 3         | .333        |
| RIGHT            | .300        |           | 10          |            | 3          |            | 2         |           | 0          |           | 0         |           | 1          | 0          |           | 0         |           | .300        |
| LEFT             | .333        |           | 24          |            | 8          |            | 1         |           | 0          |           | 1         |           | 0          | 0          |           | 1         |           | .360        |
| Florimon, P      | .201        | 57        | 169         | 20         | 34         | 7          | 0         | 4         | 13         | 2         | 0         | 1         | 13         | 60         | 7         | 4         | 10        | .262        |
| RIGHT            | .239        |           | 46          |            | 11         |            | 3         |           | 0          |           | 0         |           | 1          | 4          |           | 12        |           | .314        |
| LEFT             | .187        |           | 123         |            | 23         |            | 4         |           | 0          |           | 9         |           | 1          | 0          |           | 0         |           | .242        |
| Fryer, E         | .385        | 6         | 13          | 2          | 5          | 1          | 0         | 1         | 4          | 0         | 0         | 0         | 3          | 3          | 0         | 0         | 0         | .500        |
| Herrmann, C      | .181        | 50        | 144         | 13         | 26         | 6          | 0         | 3         | 14         | 2         | 0         | 0         | 16         | 48         | 0         | 1         | 2         | .263        |
| Hicks, A         | .163        | 13        | 43          | 2          | 7          | 1          | 0         | 0         | 3          | 2         | 1         | 1         | 3          | 12         | 3         | 1         | 0         | .229        |
| RIGHT            | .000        |           | 5           |            | 0          |            | 0         |           | 0          |           | 0         |           | 0          | 0          |           | 0         |           | .000        |
| LEFT             | .184        |           | 38          |            | 7          |            | 1         |           | 0          |           | 3         |           | 2          | 1          |           | 3         |           | .256        |
| Mastroianni, D   | .179        | 22        | 56          | 4          | 10         | 2          | 0         | 0         | 5          | 3         | 1         | 1         | 2          | 22         | 1         | 0         | 0         | .217        |
| Mauer, J         | .337        | 25        | 92          | 12         | 31         | 5          | 0         | 3         | 15         | 0         | 1         | 0         | 12         | 14         | 0         | 1         | 1         | .410        |
| Morneau, J       | .230        | 41        | 165         | 18         | 38         | 9          | 0         | 10        | 22         | 0         | 0         | 0         | 12         | 36         | 0         | 0         | 1         | .282        |
| Parmelee, C      | .250        | 18        | 52          | 2          | 13         | 1          | 0         | 0         | 4          | 0         | 0         | 1         | 6          | 15         | 0         | 0         | 0         | .339        |
| Pinto, J         | .342        | 21        | 76          | 10         | 26         | 5          | 0         | 4         | 12         | 0         | 0         | 1         | 6          | 22         | 0         | 0         | 2         | .398        |
| Plouffe, T       | .243        | 65        | 239         | 14         | 58         | 11         | 0         | 4         | 18         | 0         | 1         | 1         | 17         | 63         | 1         | 1         | 7         | .295        |
| Presley, A       | .283        | 28        | 113         | 9          | 32         | 4          | 1         | 1         | 11         | 0         | 0         | 1         | 8          | 21         | 1         | 3         | 0         | .336        |
| Ramirez, W       | .306        | 12        | 36          | 2          | 11         | 3          | 1         | 0         | 1          | 0         | 0         | 0         | 2          | 9          | 0         | 0         | 0         | .342        |
| Thomas, C        | .201        | 59        | 179         | 22         | 36         | 11         | 0         | 1         | 5          | 1         | 0         | 1         | 18         | 60         | 1         | 0         | 0         | .278        |
| Willingham, J    | .182        | 41        | 143         | 10         | 26         | 7          | 0         | 4         | 11         | 0         | 1         | 2         | 27         | 51         | 0         | 0         | 1         | .318        |
| Pitchers         | .000        | 70        | 0           | 0          | 0          | 0          | 0         | 0         | 0          | 0         | 0         | 0         | 0          | 0          | 0         | 0         | 4         | .000        |
| <b>MINNESOTA</b> | <b>.237</b> | <b>70</b> | <b>2402</b> | <b>235</b> | <b>570</b> | <b>118</b> | <b>5</b>  | <b>65</b> | <b>226</b> | <b>15</b> | <b>7</b>  | <b>16</b> | <b>229</b> | <b>685</b> | <b>23</b> | <b>15</b> | <b>39</b> | <b>.307</b> |
| <b>DH</b>        | <b>.168</b> | <b>70</b> | <b>274</b>  | <b>17</b>  | <b>46</b>  | <b>10</b>  | <b>0</b>  | <b>4</b>  | <b>14</b>  | <b>0</b>  | <b>1</b>  | <b>2</b>  | <b>28</b>  | <b>95</b>  | <b>0</b>  | <b>0</b>  | <b>0</b>  | <b>.248</b> |
| <b>OPPONENT</b>  | <b>.277</b> | <b>70</b> | <b>2480</b> | <b>361</b> | <b>687</b> | <b>129</b> | <b>12</b> | <b>78</b> | <b>347</b> | <b>12</b> | <b>24</b> | <b>23</b> | <b>198</b> | <b>447</b> | <b>39</b> | <b>18</b> | <b>41</b> | <b>.333</b> |

| PITCHER          | W         | L         | ERA         | G         | GS        | CG       | SHO      | SV        | IP           | H          | R          | ER         | HR        | HB        | BB         | SO         | WP        | BK       | BAA         |
|------------------|-----------|-----------|-------------|-----------|-----------|----------|----------|-----------|--------------|------------|------------|------------|-----------|-----------|------------|------------|-----------|----------|-------------|
| Albers, A        | 2         | 5         | 4.05        | 10        | 10        | 1        | 1        | 0         | 60.0         | 64         | 34         | 27         | 6         | 2         | 7          | 25         | 0         | 1        | .271        |
| Burton, J        | 1         | 3         | 4.07        | 28        | 0         | 0        | 0        | 0         | 24.1         | 21         | 11         | 11         | 3         | 2         | 4          | 25         | 0         | 0        | .233        |
| Carroll, J       | 0         | 0         | 0.00        | 1         | 0         | 0        | 0        | 0         | 1.0          | 0          | 0          | 0          | 0         | 0         | 0          | 0          | 0         | 0        | .000        |
| Correia, K       | 3         | 7         | 4.10        | 13        | 13        | 0        | 0        | 0         | 74.2         | 89         | 37         | 34         | 7         | 0         | 19         | 39         | 2         | 0        | .299        |
| Deduno, S        | 3         | 4         | 4.14        | 8         | 8         | 0        | 0        | 0         | 45.2         | 43         | 22         | 21         | 3         | 5         | 21         | 36         | 5         | 1        | .256        |
| De Vries, C      | 0         | 2         | 10.80       | 4         | 2         | 0        | 0        | 0         | 15.0         | 22         | 18         | 18         | 6         | 0         | 9          | 12         | 0         | 0        | .333        |
| Diamond, S       | 1         | 5         | 5.67        | 7         | 7         | 0        | 0        | 0         | 39.2         | 48         | 30         | 25         | 6         | 0         | 12         | 9          | 1         | 0        | .291        |
| Fien, C          | 4         | 0         | 5.40        | 29        | 0         | 0        | 0        | 0         | 23.1         | 27         | 15         | 14         | 5         | 0         | 5          | 31         | 0         | 0        | .290        |
| Gibson, K        | 0         | 2         | 6.59        | 6         | 6         | 0        | 0        | 0         | 28.2         | 41         | 21         | 21         | 7         | 2         | 11         | 18         | 2         | 0        | .336        |
| Hendriks, L      | 1         | 2         | 7.41        | 8         | 6         | 0        | 0        | 0         | 37.2         | 55         | 34         | 31         | 9         | 2         | 13         | 29         | 1         | 0        | .335        |
| Hernandez, P     | 0         | 2         | 9.31        | 5         | 5         | 0        | 0        | 0         | 19.1         | 33         | 20         | 20         | 4         | 0         | 7          | 10         | 1         | 0        | .384        |
| Martis, S        | 0         | 1         | 5.59        | 6         | 0         | 0        | 0        | 0         | 9.2          | 6          | 6          | 6          | 3         | 0         | 4          | 7          | 0         | 0        | .171        |
| Peiffrey, M      | 1         | 6         | 4.76        | 13        | 13        | 0        | 0        | 0         | 70.0         | 79         | 39         | 37         | 4         | 5         | 29         | 56         | 1         | 0        | .284        |
| Perkins, G       | 1         | 0         | 2.89        | 26        | 0         | 0        | 0        | 15        | 28.0         | 22         | 9          | 9          | 3         | 2         | 8          | 30         | 0         | 0        | .227        |
| Pressly, R       | 1         | 1         | 4.91        | 19        | 0         | 0        | 0        | 0         | 33.0         | 29         | 18         | 18         | 4         | 0         | 10         | 19         | 3         | 0        | .246        |
| Roenicke, J      | 1         | 0         | 5.32        | 26        | 0         | 0        | 0        | 1         | 23.2         | 29         | 15         | 14         | 1         | 1         | 15         | 20         | 1         | 0        | .299        |
| Swarzak, A       | 2         | 0         | 1.91        | 21        | 0         | 0        | 0        | 0         | 37.2         | 27         | 8          | 8          | 2         | 1         | 10         | 28         | 0         | 0        | .199        |
| Thielbar, C      | 2         | 2         | 2.59        | 29        | 0         | 0        | 0        | 0         | 24.1         | 17         | 9          | 7          | 2         | 0         | 5          | 18         | 1         | 0        | .193        |
| Tonkin, M        | 0         | 0         | 0.90        | 8         | 0         | 0        | 0        | 0         | 10.0         | 9          | 6          | 1          | 0         | 0         | 3          | 9          | 1         | 0        | .225        |
| <b>MINNESOTA</b> | <b>27</b> | <b>43</b> | <b>4.70</b> | <b>70</b> | <b>70</b> | <b>1</b> | <b>3</b> | <b>16</b> | <b>632.0</b> | <b>687</b> | <b>361</b> | <b>330</b> | <b>78</b> | <b>23</b> | <b>198</b> | <b>447</b> | <b>23</b> | <b>2</b> | <b>.277</b> |
| <b>OPPONENTS</b> | <b>43</b> | <b>27</b> | <b>3.10</b> | <b>70</b> | <b>70</b> | <b>1</b> | <b>7</b> | <b>20</b> | <b>638.1</b> | <b>570</b> | <b>235</b> | <b>220</b> | <b>65</b> | <b>16</b> | <b>229</b> | <b>685</b> | <b>34</b> | <b>1</b> | <b>.237</b> |

## 2013 WALK-OFF VICTORIES

| DATE         | OPPONENT       | SCORE | NOTES  |
|--------------|----------------|-------|--|
| April 3      | vs. Detroit    | 3-2   | Escobar two-run double with one out in bottom 9th  |
| June 1       | vs. Seattle    | 5-4   | Doumit two-run triple with one out in bottom 9th   |
| August 2     | vs. Houston    | 4-3   | Dozier one-run single with two outs in bottom 13th |
| August 15    | vs. Chicago-AL | 4-3   | Herrmann one-run single with one out in bottom 9th |
| September 23 | vs. Detroit    | 4-3   | Pinto one-run single with one out in bottom 11th   |

# 2013 MAJOR LEAGUE ATTENDANCE SUMMARY

## AMERICAN LEAGUE

| CLUB             | TOTAL             | HOME          |             |               | SEASON HIGH   |             | TOTAL             | ROAD          |             |
|------------------|-------------------|---------------|-------------|---------------|---------------|-------------|-------------------|---------------|-------------|
|                  |                   | AVERAGE       | DATES       | G             | TOTAL         | DATE        |                   | AVERAGE       | DATES       |
| NEW YORK         | 3,279,589         | 40,489        | 81          | ( 81)         | 49,514        | 4/01        | 2,690,614         | 33,633        | 80          |
| TEXAS            | 3,178,273         | 38,759        | 82          | ( 82)         | 48,845        | 4/05        | 2,277,838         | 28,121        | 81          |
| DETROIT          | 3,083,397         | 38,067        | 81          | ( 81)         | 45,051        | 4/05        | 2,270,003         | 28,025        | 81          |
| LOS ANGELES      | 3,019,505         | 37,278        | 81          | ( 81)         | 44,014        | 4/09        | 2,234,632         | 27,588        | 81          |
| BOSTON           | 2,833,333         | 34,979        | 81          | ( 81)         | 38,540        | 9/18        | 2,676,645         | 33,045        | 81          |
| TORONTO          | 2,536,562         | 31,316        | 81          | ( 81)         | 48,857        | 4/02        | 2,271,213         | 28,040        | 81          |
| <b>MINNESOTA</b> | <b>2,477,644</b>  | <b>30,588</b> | <b>81</b>   | <b>( 81)</b>  | <b>39,317</b> | <b>6/16</b> | <b>2,188,785</b>  | <b>27,022</b> | <b>81</b>   |
| BALTIMORE        | 2,357,561         | 29,106        | 81          | ( 81)         | 46,653        | 4/05        | 2,318,795         | 28,627        | 81          |
| OAKLAND          | 1,809,302         | 22,337        | 81          | ( 81)         | 36,067        | 4/01        | 2,373,982         | 29,308        | 81          |
| CHICAGO          | 1,768,413         | 22,105        | 80          | ( 81)         | 39,012        | 4/01        | 2,213,981         | 27,333        | 81          |
| SEATTLE          | 1,761,546         | 21,747        | 81          | ( 81)         | 46,027        | 8/10        | 2,304,056         | 28,445        | 81          |
| KANSAS CITY      | 1,750,754         | 21,614        | 81          | ( 81)         | 40,073        | 4/08        | 2,222,078         | 27,433        | 81          |
| HOUSTON          | 1,651,883         | 20,394        | 81          | ( 81)         | 41,307        | 3/31        | 2,233,523         | 27,574        | 81          |
| CLEVELAND        | 1,572,926         | 19,662        | 80          | ( 81)         | 41,567        | 4/08        | 2,258,745         | 28,234        | 80          |
| TAMPA BAY        | 1,510,300         | 18,646        | 81          | ( 81)         | 34,078        | 4/02        | 2,472,703         | 30,155        | 82          |
| <b>TOTALS</b>    | <b>34,590,988</b> | <b>28,493</b> | <b>1214</b> | <b>(1216)</b> |               |             | <b>35,007,593</b> | <b>28,837</b> | <b>1214</b> |

## NATIONAL LEAGUE

| CLUB                | TOTAL             | HOME          |             |               | SEASON HIGH |      | TOTAL             | ROAD          |             |
|---------------------|-------------------|---------------|-------------|---------------|-------------|------|-------------------|---------------|-------------|
|                     |                   | AVERAGE       | DATES       | G             | TOTAL       | DATE |                   | AVERAGE       | DATES       |
| LOS ANGELES         | 3,743,527         | 46,216        | 81          | ( 81)         | 53,393      | 9/12 | 2,863,247         | 35,349        | 81          |
| ST. LOUIS           | 3,369,769         | 41,602        | 81          | ( 81)         | 47,345      | 4/08 | 2,589,923         | 32,374        | 80          |
| SAN FRANCISCO       | 3,369,106         | 41,594        | 81          | ( 82)         | 42,747      | 4/21 | 2,790,872         | 34,886        | 80          |
| PHILADELPHIA        | 3,012,403         | 37,190        | 81          | ( 81)         | 45,725      | 6/22 | 2,467,542         | 30,463        | 81          |
| COLORADO            | 2,793,828         | 34,492        | 81          | ( 81)         | 49,077      | 4/05 | 2,646,264         | 32,670        | 81          |
| WASHINGTON          | 2,652,422         | 32,746        | 81          | ( 81)         | 45,274      | 4/01 | 2,478,384         | 30,597        | 81          |
| CHICAGO             | 2,642,682         | 32,626        | 81          | ( 81)         | 42,240      | 7/13 | 2,604,903         | 32,159        | 81          |
| ATLANTA             | 2,548,679         | 31,465        | 81          | ( 81)         | 51,456      | 4/01 | 2,498,497         | 30,846        | 81          |
| MILWAUKEE           | 2,531,105         | 31,248        | 81          | ( 81)         | 45,781      | 4/01 | 2,518,668         | 31,095        | 81          |
| CINCINNATI          | 2,492,059         | 31,151        | 80          | ( 80)         | 43,168      | 4/01 | 2,673,569         | 33,007        | 81          |
| PITTSBURGH          | 2,256,862         | 28,211        | 80          | ( 81)         | 39,514      | 8/31 | 2,712,561         | 33,488        | 81          |
| SAN DIEGO           | 2,166,691         | 26,749        | 81          | ( 81)         | 44,436      | 4/09 | 2,609,190         | 32,212        | 81          |
| NEW YORK            | 2,135,657         | 26,696        | 80          | ( 81)         | 41,891      | 9/29 | 2,480,896         | 30,628        | 81          |
| ARIZONA             | 2,134,795         | 26,355        | 81          | ( 81)         | 48,033      | 4/01 | 2,677,427         | 33,055        | 81          |
| MIAMI               | 1,586,322         | 19,584        | 81          | ( 81)         | 34,439      | 4/08 | 2,407,359         | 30,092        | 80          |
| <b>TOTALS</b>       | <b>39,435,907</b> | <b>32,538</b> | <b>1212</b> | <b>(1215)</b> |             |      | <b>39,019,302</b> | <b>32,194</b> | <b>1212</b> |
| <b>GRAND TOTALS</b> | <b>74,026,895</b> | <b>30,514</b> | <b>2426</b> | <b>(2431)</b> |             |      | <b>74,026,895</b> | <b>30,514</b> | <b>2426</b> |

Major League attendance numbers are unofficial

## MISCELLANEOUS TARGET FIELD ATTENDANCE FACTS AND FIGURES

- Through the first four seasons at Target Field, the Twins have drawn 11,645,745 total fans in 324 home games (3,223,640 in 2010, 3,168,107 in 2011, 2,776,354 in 2012 and 2,477,644 in 2013), averaging 35,943 fans per opening.
- The Twins 2013 attendance of 2,477,644 ranked as the sixth highest in club history:
 

|                      |                      |                      |
|----------------------|----------------------|----------------------|
| 1) 2010 -- 3,223,640 | 4) 2012 -- 2,776,354 | 6) 2013 -- 2,477,644 |
| 2) 2011 -- 3,168,107 | 5) 1992 -- 2,482,428 | 7) 2009 -- 2,416,237 |
| 3) 1988 -- 3,030,672 |                      |                      |

## TARGET FIELD TOP ATTENDANCE FIGURES

|                        |  |
|------------------------|--|
| <b>EXHIBITION:</b>     | 32,995 on Friday, April 2, 2010 vs. St. Louis                                      |
| <b>REGULAR SEASON:</b> | 41,378 on Saturday, July 2, 2011 vs. Milwaukee                                     |
| <b>POSTSEASON:</b>     | 42,035 on Thursday, October 7, 2010 (Game 2) vs. New York-AL                       |
| <b>2-GAME SERIES:</b>  | 77,887 from May 10-11, 2011 vs. Detroit  |
| <b>3-GAME SERIES:</b>  | 123,385 from July 1-3, 2011 vs. Milwaukee  |
| <b>4-GAME SERIES:</b>  | 164,950 from August 18-21, 2011 vs. New York-AL                                    |
| <b>ANY EVENT:</b>      | 43,940 on July 12, 2013 for Kenny Chesney/Zac Brown Band "No Shoes Nation" Concert |

# OPPONENTS

2 0 1 3 M I N N E S O T A T W I N S S E A S O N S U M M A R Y





# MAJOR LEAGUE BASEBALL

245 Park Avenue  
New York, NY 10167  
(212) 931-7800  
FAX: (212) 949-5654  
www.MLB.com



## OFFICE OF THE COMMISSIONER

|                            |  |
|----------------------------|--|
| Allan H. (Bud) Selig ..... | Commissioner of Baseball   |
| Tim Brosnan .....          | Executive Vice President, Business                                   |
| Rob Manfred .....          | Executive Vice President, Economics & League Affairs                 |
| Jonathan Mariner .....     | Executive Vice President & Chief Financial Officer                   |
| John McHale, Jr. ....      | Executive Vice President, Administration & Chief Information Officer |
| Jimmie Lee Solomon .....   | Executive Vice President, Baseball Development                       |

## BROADCASTING

|                           |  |
|---------------------------|--|
| Chris Tully .....         | Senior Vice President, Broadcasting                |
| Bernadette McDonald ..... | Vice President, Broadcasting Operations            |
| Susanne Hilgefort .....   | Senior Director, Distribution Development          |
| Chuck Torres .....        | Director, Broadcasting Administration & Operations |

## CLUB RELATIONS

|                       |  |
|-----------------------|--|
| Katy Feeny .....      | Senior Vice President, Scheduling and Club Relations |
| Phyllis Merhige ..... | Senior Vice President, Club Relations                |
| Angie Cintron .....   | Senior Administrative Assistant, Club Relations      |
| Bennett Shields ..... | Coordinator, Scheduling & Club Relations             |
| Ian Johns .....       | Administrator, Club Relations                        |

## PUBLIC RELATIONS

(212) 931-7878; FAX (212) 949-5654

|                         |   |
|-------------------------|---|
| Pat Courtney .....      | Senior Vice President, Public Relations           |
| Matt Bourne .....       | Vice President, Business Public Relations         |
| John Blundell .....     | Director, Media Relations                         |
| Mike Teevan .....       | Senior Director, Public Relations                 |
| Jeff Heckelman .....    | Director, Business Public Relations               |
| Donald Muller .....     | Manager, Media Relations                          |
| Dan Queen .....         | Manager, Business Public Relations                |
| Lauren Verrusio .....   | Manager, Business Public Relations                |
| Steven Arocho .....     | Specialist, Business Public Relations             |
| Sarah Leer .....        | Coordinator, Business Public Relations            |
| Ariel Williams .....    | Coordinator, Business Public Relations            |
| Lydia Panayotidis ..... | Specialist, Media Relations                       |
| Jennifer Zudonyi .....  | Coordinator, Public Relations                     |
| Ginger Dillon .....     | Senior Administrative Assistant, Public Relations |

## BASEBALL OPERATIONS

|                         |  |
|-------------------------|--|
| Joe Torre .....         | Executive Vice President, Baseball Operations          |
| Kim Ng .....            | Senior Vice President, Baseball Operations             |
| Peter Woodfork .....    | Senior Vice President, Baseball Operations             |
| Joe Garagiola, Jr. .... | Senior Vice President, Standards & On-Field Operations |
| Lou Melendez .....      | Vice President, International Baseball Operations      |
| Roy Krasik .....        | Senior Director, Major League Operations               |
| Frank Marcos .....      | Senior Director, Major League Scouting Bureau          |
| Randy Marsh .....       | Director, Umpiring                                     |
| Rich Rieker .....       | Director, Umpiring                                     |
| Tom Lepperd .....       | Director, Umpire Administration                        |
| Jeff Pfeifer .....      | Senior Manager, Baseball Operations                    |

# BALTIMORE ORIOLES



## SERIES RESULTS, LAST 20 YEARS

| YEAR          | HOME           | ROAD           | TOTALS         |
|---------------|----------------|----------------|----------------|
| 1994          | 4-2            | 1-2            | 5-4            |
| 1995          | 4-2            | 2-1            | 6-3            |
| 1996          | 1-5            | 4-2            | 5-7            |
| 1997          | 1-5            | 0-5            | 1-10           |
| 1998          | 2-3            | 1-4            | 3-7            |
| 1999          | 0-3            | 1-5            | 1-8            |
| 2000          | 2-4            | 1-2            | 3-6            |
| 2001          | 2-1            | 1-2            | 3-3            |
| 2002          | 1-2            | 0-3            | 1-5            |
| 2003          | 2-1            | 2-2            | 4-3            |
| 2004          | 1-2            | 4-2            | 5-4            |
| 2005          | 2-1            | 1-2            | 3-3            |
| 2006          | 2-1            | 4-2            | 6-3            |
| 2007          | 3-0            | 4-0            | 7-0            |
| 2008          | 1-2            | 2-1            | 3-3            |
| 2009          | 2-1            | 0-2            | 2-3            |
| 2010          | 2-2            | 3-1            | 5-3            |
| 2011          | 0-4            | 2-2            | 2-6            |
| 2012          | 2-2            | 0-3            | 2-5            |
| 2013          | 1-2            | 2-1            | 3-3            |
| <b>TOTALS</b> | <b>146-151</b> | <b>127-169</b> | <b>273-320</b> |

### Won-Lost Record at Stadium

|                                       |        |
|---------------------------------------|--------|
| Metropolitan Stadium (1961-1981)..... | 68-77  |
| Metrodome (1982-2009).....            | 73-64  |
| Target Field (2010-2013).....         | 5-10   |
| Memorial Stadium (1961-1991).....     | 88-117 |
| Camden Yards (1992-2013).....         | 39-52  |

333 West Camden St., Baltimore, MD 21201  
1-888-848-BIRD, P.R. FAX: (410) 547-6272

**Stadium (Capacity)**..... Oriole Park at Camden Yards (45,971)  
**Dimensions (L-C-R)**..... 333-400-318

**Chairman of the Board/CEO**.....Peter Angelos  
**Executive Vice President, Baseball Operations**..... Dan Duquette  
**Field Manager**.....Buck Showalter  
**Director, Public Relations**..... Monica Barlow  
**Manager, Media Relations**..... Jeff Lantz

**2013 Record**.....85-77, Third place AL East

### 2013 Twins vs. Baltimore

|     |        |   |     |      |     |   |     |
|-----|--------|---|-----|------|-----|---|-----|
| 4/5 | at BAL | L | 5-9 | 5/10 | BAL | L | 9-6 |
| 4/6 | at BAL | W | 6-5 | 5/11 | BAL | W | 8-5 |
| 4/7 | at BAL | W | 4-3 | 5/12 | BAL | L | 0-6 |

**Last Minnesota Sweep**.....**at MIN**.....**at BAL**  
3-Game.....April 2-4, 2007.....July 22-24, 1996  
4-Game.....Never.....8/23-26/07

**Last Baltimore Sweep**.....**at MIN**.....**at BAL**  
3-Game.....9/7-9/99.....4/6-4/8/12  
4-Game.....08/22-25/11.....7/1-3/66

# BOSTON RED SOX



## SERIES RESULTS, LAST 20 YEARS

| YEAR          | HOME           | ROAD           | TOTALS         |
|---------------|----------------|----------------|----------------|
| 1994          | 5-1            | 3-0            | 8-1            |
| 1995          | 2-2            | 2-3            | 4-5            |
| 1996          | 4-2            | 2-4            | 6-6            |
| 1997          | 2-3            | 1-5            | 3-8            |
| 1998          | 3-2            | 3-3            | 6-5            |
| 1999          | 3-3            | 1-3            | 4-6            |
| 2000          | 0-4            | 2-4            | 2-8            |
| 2001          | 2-1            | 1-2            | 3-3            |
| 2002          | 2-1            | 1-2            | 3-3            |
| 2003          | 2-1            | 2-1            | 4-2            |
| 2004          | 2-1            | 2-1            | 4-2            |
| 2005          | 2-1            | 0-3            | 2-4            |
| 2006          | 3-0            | 2-1            | 5-1            |
| 2007          | 1-2            | 2-2            | 3-4            |
| 2008          | 3-1            | 0-3            | 3-4            |
| 2009          | 2-2            | 0-2            | 2-4            |
| 2010          | 2-1            | 0-2            | 2-3            |
| 2011          | 1-2            | 1-3            | 2-5            |
| 2012          | 0-3            | 3-1            | 3-4            |
| 2013          | 0-3            | 3-1            | 3-4            |
| <b>TOTALS</b> | <b>170-125</b> | <b>126-169</b> | <b>296-294</b> |

### Won-Lost Record at Stadium

|                                       |         |
|---------------------------------------|---------|
| Metropolitan Stadium (1961-1981)..... | 87-58   |
| Metrodome (1982-2009).....            | 80-58   |
| Target Field (2010-2013).....         | 3-9     |
| Fenway Park (1961-2013).....          | 126-169 |

4 Yawkey Way, Boston, MA 02215  
(617) 226-6000, P.R. FAX: (617) 226-6740

**Stadium (Capacity)**.....Fenway Park (37,493 - Night, 37,065 - Day)  
**Dimensions (L-C-R)**.....310-390-302

**Principal Owner**.....John Henry  
**Chairman**.....Tom Werner  
**President/Chief Executive Officer**.....Larry Lucchino  
**Executive Vice President/General Manager**.....Ben Cherington  
**Field Manager**.....John Farrell  
**Director, Media Relations**.....Kevin Gregg  
**Manager, Media Relations**.....Leah Tobin

**2013 Record**.....97-65, First place AL East

### 2013 Twins vs. Boston

|     |        |   |      |      |     |   |      |
|-----|--------|---|------|------|-----|---|------|
| 5/6 | at BOS | L | 5-6  | 5/17 | BOS | L | 2-3  |
| 5/7 | at BOS | W | 6-1  | 5/18 | BOS | L | 5-12 |
| 5/8 | at BOS | W | 15-8 | 5/19 | BOS | L | 1-5  |
| 5/9 | at BOS | W | 5-3  |      |     |   |      |

**Last Minnesota Sweep**.....**at MIN**.....**at BOS**  
3-Game.....June 13-15, 2006.....June 13-15, 1994  
4-Game.....August 1-4, 1966.....July 18-21, 1991

**Last Boston Sweep**.....**at MIN**.....**at BOS**  
3-Game.....May 17-19, 2013.....July 7-9, 2008  
4-Game.....July 3-6, 2000.....August 14-17, 1997

# CHICAGO WHITE SOX



## SERIES RESULTS, LAST 20 YEARS

| YEAR          | HOME           | ROAD             | TOTALS           |
|---------------|----------------|------------------|------------------|
| 1994          | 4-0            | 0-2              | 4-2              |
| 1995          | 2-5            | 1-5              | 3-10             |
| 1996          | 4-2            | 3-4              | 7-6              |
| 1997          | 3-3            | 3-3              | 6-6              |
| 1998          | 3-3            | 3-3              | 6-6              |
| 1999          | 2-4            | 1-4-1            | 3-8-1            |
| 2000          | 2-4            | 3-3              | 5-7              |
| 2001          | 7-2            | 7-3              | 14-5             |
| 2002          | 7-3            | 4-5              | 11-8             |
| 2003          | 7-2            | 3-7              | 10-9             |
| 2004          | 4-6            | 6-3              | 10-9             |
| 2005          | 3-6            | 4-5              | 7-11             |
| 2006          | 5-5            | 5-4              | 10-9             |
| 2007          | 5-4            | 4-5              | 9-9              |
| 2008          | 8-1            | 2-8              | 10-9             |
| 2009          | 7-2            | 5-4              | 12-6             |
| 2010          | 6-3            | 7-2              | 13-5             |
| 2011          | 3-6            | 6-3              | 9-9              |
| 2012          | 2-7            | 2-7              | 4-14             |
| 2013          | 5-5            | 6-3              | 11-8             |
| <b>TOTALS</b> | <b>231-180</b> | <b>200-211-1</b> | <b>431-391-3</b> |

### Won-Lost Record at Stadium

|                                  |          |
|----------------------------------|----------|
| Metropolitan Stadium (1961-1981) | 101-70-2 |
| Metrodome (1982-2009)            | 114-89   |
| Target Field (2010-2012)         | 16-21    |
| Comiskey Park (1961-1990)        | 119-114  |
| U.S. Cellular Field (1991-2012)  | 81-97-1  |

333 West 35th St., Chicago, IL 60616  
(312) 674-1000, P.R. FAX: (312) 674-5116

**Stadium (Capacity)**..... U.S. Cellular Field (40,615)  
**Dimensions (L-C-R)**..... 330-400-335

**Chairman**..... Jerry Reinsdorf  
**Senior Vice President, General Manager**..... Rick Hahn  
**Field Manager**..... Robin Ventura  
**Director, Media Relations**..... Bob Beghtol  
**Manager, Media Relations**..... Ray Garcia

**2013 Record**..... 63-99, Fifth place AL Central

### 2013 Twins vs. Chicago

|      |        |   |      |      |        |   |      |
|------|--------|---|------|------|--------|---|------|
| 4/20 | at CWS | W | 2-1  | 8/10 | at CWS | L | 4-5  |
| 4/21 | at CWS | W | 5-3  | 8/11 | at CWS | W | 5-2  |
| 5/13 | CWS    | W | 10-3 | 8/15 | CWS    | W | 4-3  |
| 5/14 | CWS    | L | 2-4  | 8/16 | CWS    | L | 2-5  |
| 5/15 | CWS    | L | 4-9  | 8/17 | CWS    | L | 5-8  |
| 6/18 | CWS    | W | 7-5  | 8/18 | CWS    | L | 2-5  |
| 6/19 | CWS    | W | 7-4  | 9/16 | at CWS | L | 1-12 |
| 6/20 | CWS    | W | 8-4  | 9/17 | at CWS | L | 3-4  |
| 8/9  | at CWS | W | 7-5  | 9/18 | at CWS | W | 4-3  |
| 8/9  | at CWS | W | 3-2  |      |        |   |      |

**Last Minnesota Sweep**..... **at MIN**..... **at CWS**  
3-Game..... June 18-20, 2013..... September 14-16, 2010

4-Game..... June 9-12, 1994..... June 22-24, 1979  
**Last Chicago Sweep**..... **at MIN**..... **at CWS**  
3-Game..... September 14-16, 2012..... July 23-25, 2012  
4-Game..... August 15-18, 2013..... June 6-9, 2008

# CLEVELAND INDIANS

## SERIES RESULTS, LAST 20 YEARS

| YEAR          | HOME             | ROAD           | TOTALS           |
|---------------|------------------|----------------|------------------|
| 1994          | 2-4              | 1-5            | 3-9              |
| 1995          | 2-5              | 2-4            | 4-9              |
| 1996          | 2-4              | 1-6            | 3-10             |
| 1997          | 1-5              | 3-3            | 4-8              |
| 1998          | 4-2              | 2-4            | 6-6              |
| 1999          | 1-5              | 2-4            | 3-9              |
| 2000          | 4-2              | 4-3            | 8-5              |
| 2001          | 3-7              | 2-7            | 5-14             |
| 2002          | 7-2              | 4-6            | 11-8             |
| 2003          | 4-6              | 6-3            | 10-9             |
| 2004          | 7-2              | 5-5            | 12-7             |
| 2005          | 5-4              | 4-6            | 9-10             |
| 2006          | 6-3              | 5-5            | 11-8             |
| 2007          | 2-7              | 2-7            | 4-14             |
| 2008          | 7-2              | 3-6            | 10-8             |
| 2009          | 6-3              | 4-5            | 10-8             |
| 2010          | 6-3              | 6-3            | 12-6             |
| 2011          | 4-5              | 3-6            | 7-11             |
| 2012          | 6-3              | 6-3            | 12-6             |
| 2013          | 3-7              | 3-6            | 6-13             |
| <b>TOTALS</b> | <b>203-177-1</b> | <b>164-213</b> | <b>367-390-1</b> |

### Won-Lost Record at Stadium

|                                  |         |
|----------------------------------|---------|
| Metropolitan Stadium (1961-1981) | 75-70-1 |
| Metrodome (1982-2009)            | 109-89  |
| Target Field (2010-2012)         | 19-18   |
| Cleveland Stadium (1961-1993)    | 96-116  |
| Progressive Field (1994-2012)    | 68-97   |

2401 Ontario St., Cleveland, OH 44115  
(216) 420-4200, P.R. FAX: (216) 420-4430

**Stadium (Capacity)**..... Progressive Field (42,241)  
**Dimensions (L-C-R)**..... 325-405-325

**Owner/CEO**..... Lawrence J. Dolan  
**President**..... Mark Shapiro  
**Executive Vice President, General Manager**..... Chris Antonetti  
**Field Manager**..... Terry Francona  
**Director, Media Relations**..... Bart Swain  
**Coordinator, Baseball Information**..... Court Berry-Tripp

**2013 Record**..... 92-70, Second place AL Central (wildcard)

### 2013 Twins vs. Cleveland

|      |        |   |     |      |        |   |      |
|------|--------|---|-----|------|--------|---|------|
| 5/3  | at CLE | L | 6-7 | 8/13 | CLE    | L | 2-5  |
| 5/4  | at CLE | L | 3-7 | 8/14 | CLE    | L | 8-9  |
| 5/5  | at CLE | W | 4-2 | 8/23 | at CLE | W | 5-1  |
| 6/21 | at CLE | L | 1-5 | 8/24 | at CLE | L | 2-7  |
| 6/22 | at CLE | L | 7-8 | 8/25 | at CLE | L | 1-3  |
| 6/23 | at CLE | W | 5-3 | 9/26 | CLE    | L | 5-6  |
| 7/19 | CLE    | W | 3-2 | 9/27 | CLE    | L | 6-12 |
| 7/20 | CLE    | W | 3-2 | 9/28 | CLE    | L | 1-5  |
| 7/21 | CLE    | L | 1-7 | 9/29 | CLE    | L | 1-5  |
| 8/12 | CLE    | W | 3-0 |      |        |   |      |

**Last Minnesota Sweep**..... **at MIN**..... **at CLE**  
3-Game..... July 27-29, 2012..... June 14-16, 1991

4-Game..... June 7-10, 1991..... Never  
**Last Cleveland Sweep**..... **at MIN**..... **at CLE**  
3-Game..... September 16-18, 2011..... September 15-1, 2008  
4-Game..... September 26-29, 2013..... April 8-11, 2002



# DETROIT TIGERS



## SERIES RESULTS, LAST 20 YEARS

| YEAR          | HOME           | ROAD             | TOTALS           |
|---------------|----------------|------------------|------------------|
| 1994          | 2-1            | 1-2              | 3-3              |
| 1995          | 2-4            | 3-3              | 5-7              |
| 1996          | 3-3            | 3-3              | 6-6              |
| 1997          | 5-1            | 2-3              | 7-4              |
| 1998          | 2-4            | 2-4              | 4-8              |
| 1999          | 2-4            | 4-2              | 6-6              |
| 2000          | 4-3            | 2-4              | 6-7              |
| 2001          | 8-1            | 7-3              | 15-4             |
| 2002          | 9-1            | 5-3              | 14-4             |
| 2003          | 8-1            | 7-3              | 15-4             |
| 2004          | 5-5            | 7-2              | 12-7             |
| 2005          | 7-2            | 4-6              | 11-8             |
| 2006          | 6-4            | 2-7              | 8-11             |
| 2007          | 1-8            | 5-4              | 6-12             |
| 2008          | 6-3            | 5-4              | 11-7             |
| 2009          | 8-2            | 4-5              | 12-7             |
| 2010          | 7-2            | 2-7              | 9-9              |
| 2011          | 2-7            | 2-7              | 4-14             |
| 2012          | 2-7            | 6-3              | 8-10             |
| 2013          | 4-5            | 4-6              | 8-11             |
| <b>TOTALS</b> | <b>211-171</b> | <b>189-189-1</b> | <b>399-360-1</b> |

### Won-Lost Record at Stadium

|                                       |           |
|---------------------------------------|-----------|
| Metropolitan Stadium (1961-1981)..... | 81-67     |
| Metrodome (1982-2009).....            | 114-83    |
| Target Field (2010-2012).....         | 15-21     |
| Tiger Stadium (1961-1999).....        | 127-125-1 |
| Comerica Park (2000-2012).....        | 62-64     |

2100 Woodward Ave., Detroit, MI 48201  
(313) 471-2000, P.R. FAX: (313) 471-2138

**Stadium (Capacity)**.....Comerica Park (41,255)  
**Dimensions (L-C-R)**.....345-420-330

**Owner/Director**.....Michael Iltch  
**President, CEO & General Manager**.....David Dombrowski  
**Field Manager**.....Jim Leyland  
**Director, Baseball Media Relations**.....Aileen Villareal

**2013 Record**.....93-69, First place AL Central

### 2013 Twins vs. Detroit

|      |        |   |     |      |        |   |     |
|------|--------|---|-----|------|--------|---|-----|
| 4/1  | DET    | L | 2-4 | 6/14 | DET    | L | 0-4 |
| 4/3  | DET    | W | 3-2 | 6/15 | DET    | W | 6-3 |
| 4/4  | DET    | W | 8-2 | 6/16 | DET    | L | 2-5 |
| 4/29 | at DET | L | 3-4 | 8/20 | at DET | W | 6-3 |
| 4/30 | at DET | L | 1-6 | 8/21 | at DET | L | 1-7 |
| 5/1  | at DET | W | 6-2 | 8/22 | at DET | W | 7-6 |
| 5/23 | at DET | L | 6-7 | 9/23 | DET    | W | 4-3 |
| 5/24 | at DET | L | 0-6 | 9/24 | DET    | L | 2-4 |
| 5/25 | at DET | W | 3-2 | 9/25 | DET    | L | 0-1 |
| 5/26 | at DET | L | 1-6 |      |        |   |     |

**Last Minnesota Sweep** at MIN at DET  
3-Game.....May 3-5, 2010 August 8-10, 2003  
4-Game.....Never September 10-13, 2004  
**Last Detroit Sweep** at MIN at DET  
3-Game.....May 25-27, 2012 September 9-11, 2011  
4-Game.....Never May 27-29, 1983

# HOUSTON ASTROS



## ALL-TIME SERIES RESULTS

| YEAR          | HOME       | ROAD       | TOTALS       |
|---------------|------------|------------|--------------|
| 1997          | --         | 2-1        | 2-1          |
| 1998          | --         | 1-1        | 1-1          |
| 1999          | 1-2        | --         | 1-2          |
| 2000          | --         | 2-1        | 2-1          |
| 2001          | 2-1        | --         | 2-1          |
| 2006          | --         | 2-1        | 2-1          |
| 2009          | 1-2        | --         | 1-2          |
| 2013          | 3-0        | 2-1        | 5-1          |
| <b>TOTALS</b> | <b>7-5</b> | <b>9-5</b> | <b>16-10</b> |

### Won-Lost Record at Stadium

|                                   |     |
|-----------------------------------|-----|
| Metrodome (1999-2009).....        | 4-5 |
| Astrodome (1997-2000).....        | 5-3 |
| Minute Maid Park (2006-2013)..... | 4-2 |
| Target Field (2013).....          | 3-0 |

P.O. Box 288, Houston, TX 77001-0288  
(713) 259-8000, P.R. FAX: (713) 259-8025

**Stadium (Capacity)**.....Minute Maid Park (40,981)  
**Dimensions (L-C-R)**.....315-435-326

**Owner and Chairman**.....Jim Crane  
**President and CEO**.....George Postolos  
**General Manager**.....Jeff Luhnow  
**Field Manager**.....Bo Porter  
**Senior Director, Media Relations**.....Gene Dias  
**Managers, Media Relations**.....Steve Grande/Dena Propris

**2013 Record**.....51-111, Fifth place AL West

### 2013 Twins vs. Houston

|     |     |   |     |     |        |   |      |
|-----|-----|---|-----|-----|--------|---|------|
| 8/2 | HOU | W | 4-3 | 9/2 | at HOU | W | 10-6 |
| 8/3 | HOU | W | 6-4 | 9/3 | at HOU | W | 9-6  |
| 8/4 | HOU | W | 3-2 | 9/4 | at HOU | L | 5-6  |

**Last Minnesota Sweep** at MIN at HOU  
3-Game.....Never August 2-4, 2013  
4-Game.....Never  
**Last Houston Sweep** at MIN at HOU  
3-Game.....Never  
4-Game.....Never

# KANSAS CITY ROYALS



## SERIES RESULTS, LAST 20 YEARS

| YEAR          | HOME           | ROAD           | TOTALS         |
|---------------|----------------|----------------|----------------|
| 1994          | 2-2            | 2-4            | 4-6            |
| 1995          | 2-4            | 5-2            | 7-6            |
| 1996          | 4-3            | 3-3            | 7-6            |
| 1997          | 2-4            | 3-3            | 5-7            |
| 1998          | 1-5            | 4-2            | 5-7            |
| 1999          | 3-4            | 5-1            | 8-5            |
| 2000          | 4-2            | 1-5            | 5-7            |
| 2001          | 7-3            | 6-3            | 13-6           |
| 2002          | 6-3            | 8-2            | 14-5           |
| 2003          | 5-5            | 3-6            | 8-11           |
| 2004          | 8-1            | 4-6            | 12-7           |
| 2005          | 6-3            | 7-3            | 13-6           |
| 2006          | 5-4            | 7-3            | 12-7           |
| 2007          | 5-4            | 4-5            | 9-9            |
| 2008          | 5-4            | 7-2            | 12-6           |
| 2009          | 5-4            | 7-2            | 12-6           |
| 2010          | 7-2            | 6-3            | 13-5           |
| 2011          | 6-3            | 4-5            | 10-8           |
| 2012          | 5-4            | 6-3            | 11-7           |
| 2013          | 2-8            | 2-7            | 4-15           |
| <b>TOTALS</b> | <b>192-154</b> | <b>173-176</b> | <b>365-330</b> |

### Won-Lost Record at Stadium

|                                  |         |
|----------------------------------|---------|
| Metropolitan Stadium (1961-1981) | 59-47   |
| Metrodome (1982-2009)            | 113-90  |
| Target Field (2010-2013)         | 20-17   |
| Municipal Stadium (1969-1972)    | 17-19   |
| Kauffman Stadium (1973-2013)     | 156-157 |

One Royal Way, Kansas City, MO 64129  
(816) 921-8000, P.R. FAX: (816) 921-5775

**Stadium (Capacity)**.....Kauffman Stadium (37,903)  
**Dimensions (L-C-R)**.....330-410-330

**Owner/Chief Executive Officer**.....David Glass  
**President**.....Dan Glass  
**Senior Vice President-Baseball Operations/GM**.....Dayton Moore  
**Field Manager**.....Ned Yost  
**Vice President, Communications**.....Mike Swanson  
**Assistant Director, Media Relations**.....Mike Cummings

**2013 Record**.....86-76, Third place AL Central

### 2013 Twins vs. Kansas City Royals

|      |       |   |     |      |       |   |      |
|------|-------|---|-----|------|-------|---|------|
| 4/8  | at KC | L | 1-3 | 7/30 | KC    | L | 2-7  |
| 4/9  | at KC | L | 4-7 | 7/31 | KC    | L | 3-4  |
| 4/10 | at KC | L | 0-3 | 8/1  | KC    | L | 2-7  |
| 6/4  | at KC | W | 3-0 | 8/5  | at KC | L | 0-13 |
| 6/5  | at KC | L | 1-4 | 8/6  | at KC | W | 7-0  |
| 6/6  | at KC | L | 3-7 | 8/7  | at KC | L | 2-5  |
| 6/27 | KC    | L | 1-3 | 8/27 | KC    | L | 1-6  |
| 6/28 | KC    | L | 3-9 | 8/28 | KC    | L | 1-8  |
| 6/29 | KC    | W | 6-2 | 8/29 | KC    | L | 1-3  |
| 6/30 | KC    | L | 8-9 |      |       |   |      |

**Last Minnesota Sweep** at MIN at K.C.  
3-Game September 6-8, 2010 July 26-28, 2010  
4-Game June 29-July 2, 1970 June 2-5, 2011  
**Last Kansas City Sweep** at MIN at K.C.  
3-Game August 27-29, 2013 April 8-10, 2013  
4-Game May 7-10, 1999 August 4-7, 1975

# LOS ANGELES ANGELS



## SERIES RESULTS, LAST 20 YEARS

| YEAR          | HOME           | ROAD           | TOTALS         |
|---------------|----------------|----------------|----------------|
| 1994          | 1-2            | 2-1            | 3-3            |
| 1995          | 3-4            | 2-4            | 5-8            |
| 1996          | 5-1            | 3-3            | 8-4            |
| 1997          | 4-2            | 3-2            | 7-4            |
| 1998          | 2-4            | 3-2            | 5-6            |
| 1999          | 1-3            | 3-3            | 4-6            |
| 2000          | 1-5            | 2-2            | 3-7            |
| 2001          | 2-1            | 4-2            | 6-3            |
| 2002          | 3-3            | 2-1            | 5-4            |
| 2003          | 2-1            | 2-4            | 4-5            |
| 2004          | 3-3            | 1-2            | 4-5            |
| 2005          | 3-4            | 1-2            | 4-6            |
| 2006          | 1-2            | 1-2            | 2-4            |
| 2007          | 2-1            | 1-5            | 3-6            |
| 2008          | 1-3            | 2-2            | 3-5            |
| 2009          | 3-3            | 1-3            | 4-6            |
| 2010          | 2-1            | 3-1            | 5-2            |
| 2011          | 1-2            | 2-4            | 3-6            |
| 2012          | 3-3            | 0-3            | 3-6            |
| 2013          | 3-0            | 2-1            | 5-1            |
| <b>TOTALS</b> | <b>167-177</b> | <b>164-177</b> | <b>331-351</b> |

### Won-Lost Record at Stadium

|                                  |         |
|----------------------------------|---------|
| Metropolitan Stadium (1961-1981) | 83-89   |
| Metrodome (1982-2009)            | 75-82   |
| Target Field (2010-2013)         | 9-6     |
| Wrigley Field (1961)             | 4-5     |
| Dodger Stadium (1962-1965)       | 19-17   |
| Angel Stadium (1966-2013)        | 141-155 |

2000 East Gene Autry Way, Anaheim, CA 92806  
(714) 940-2000, P.R. FAX: (714) 940-2205

**Stadium (Capacity)**.....Angel Stadium of Anaheim (45,389)  
**Dimensions (L-C-R)**.....330-400-330

**Owner**.....Arte Moreno  
**President**.....John Carpino  
**General Manager**.....Jerry Dipoto  
**Field Manager**.....Mike Scioscia  
**Vice President, Communications**.....Tim Mead  
**Manager, Communications**.....Eric Kay

**2013 Record**.....78-84, Third place AL West

### 2013 Twins vs. Los Angeles Angels

|      |        |   |     |      |        |   |      |
|------|--------|---|-----|------|--------|---|------|
| 4/15 | LAA    | W | 8-2 | 7/23 | at LAA | W | 10-3 |
| 4/16 | LAA    | W | 8-6 | 7/24 | at LAA | L | 0-1  |
| 7/22 | at LAA | W | 4-3 | 9/9  | LAA    | W | 6-3  |

**Last Minnesota Sweep** at MIN at LAA  
3-Game April 15-16, September 9, 2013 8/6-8/96  
4-Game September 27-30, 1993 9/22-25/88  
**Last Los Angeles Sweep** at MIN at LAA  
3-Game July 31-August 2, 2009 April 30-May 2, 2012  
4-Game July 17-19, 1964 Never

# NEW YORK YANKEES



## SERIES RESULTS, LAST 20 YEARS

| YEAR          | HOME           | ROAD             | TOTALS           |
|---------------|----------------|------------------|------------------|
| 1994          | 4-2            | 0-3              | 4-5              |
| 1995          | 1-2            | 2-2              | 3-4              |
| 1996          | 3-4            | 2-3              | 5-7              |
| 1997          | 1-5            | 2-3              | 3-8              |
| 1998          | 3-2            | 1-5              | 4-7              |
| 1999          | 2-4            | 2-2              | 4-6              |
| 2000          | 2-2            | 3-3              | 5-5              |
| 2001          | 2-1            | 2-1              | 4-2              |
| 2002          | 0-3            | 0-3              | 0-6              |
| 2003          | 0-4            | 0-3              | 0-7              |
| 2004          | 2-1            | 0-3              | 2-4              |
| 2005          | 2-1            | 1-2              | 3-3              |
| 2006          | 2-1            | 1-2              | 3-3              |
| 2007          | 1-2            | 1-3              | 2-5              |
| 2008          | 4-3            | 0-3              | 4-6              |
| 2009          | 0-3            | 0-4              | 0-7              |
| 2010          | 1-2            | 1-2              | 2-4              |
| 2011          | 1-3            | 1-3              | 2-6              |
| 2012          | 1-2            | 2-2              | 3-4              |
| 2013          | 0-4            | 2-1              | 2-5              |
| <b>TOTALS</b> | <b>136-165</b> | <b>113-178-1</b> | <b>249-343-1</b> |

### Won-Lost Record at Stadium

|                                       |           |
|---------------------------------------|-----------|
| Metropolitan Stadium (1961-1981)..... | 69-77     |
| Metrodome (1982-2009) .....           | 64-77     |
| Target Field (2010-2013) .....        | 3-11      |
| Yankee Stadium (1961-73;76-08).....   | 103-159-1 |
| Shea Stadium (1974-1975).....         | 4-7       |
| Yankee Stadium (2009-2013).....       | 6-12      |

One East 161st Street, Bronx, NY 10451  
(718) 293-4300, P.R. FAX: (718) 293-8414

Stadium (Capacity)..... Yankee Stadium (50,291)  
Dimensions (L-C-R).....318-408-314

Managing General Partner/Co-Chairperson.....Hal Z. Steinbrenner  
General Partner/Co-Chairperson.....Hank G. Steinbrenner  
President.....Randy Levine  
Senior Vice President/General Manager.....Brian Cashman  
Field Manager.....Joe Girardi  
Director, Media Relations/Publicity.....Jason Zillo  
Assistant Director, Media Relations/Information.....Michael Margolis

2013 Record.....85-77, Fourth place AL East

### 2013 Twins vs. New York

|     |            |   |      |      |               |   |      |
|-----|------------|---|------|------|---------------|---|------|
| 7/1 | NY Yankees | L | 4-10 | 7/12 | at NY Yankees | L | 0-2  |
| 7/2 | NY Yankees | L | 3-7  | 7/13 | at NY Yankees | W | 4-1  |
| 7/3 | NY Yankees | L | 2-3  | 7/14 | at NY Yankees | W | 10-4 |
| 7/4 | NY Yankees | L | 5-9  |      |               |   |      |

### Last Minnesota Sweep

at MIN at NY Yankees  
3-Game September 6-8, 1991 August 9-11, 1968  
4-Game July 3-5, 1967 Never

### Last New York Sweep

at MIN at NY Yankees  
3-Game July 7-9, 2009 July 21-23, 2008  
4-Game July 1-4, 2013 May 15-18, 2009

# OAKLAND ATHLETICS



## SERIES RESULTS, LAST 20 YEARS

| YEAR          | HOME           | ROAD           | TOTALS         |
|---------------|----------------|----------------|----------------|
| 1994          | 0-3            | 2-2            | 2-5            |
| 1995          | 3-3            | 2-4            | 5-7            |
| 1996          | 4-3            | 2-4            | 6-7            |
| 1997          | 3-2            | 4-2            | 7-4            |
| 1998          | 1-4            | 3-3            | 4-7            |
| 1999          | 5-1            | 2-4            | 7-5            |
| 2000          | 1-5            | 4-2            | 5-7            |
| 2001          | 3-3            | 2-1            | 5-4            |
| 2002          | 1-2            | 2-4            | 3-6            |
| 2003          | 6-0            | 2-1            | 8-1            |
| 2004          | 1-3            | 1-2            | 2-5            |
| 2005          | 1-3            | 3-3            | 4-6            |
| 2006          | 5-1            | 1-3            | 6-4            |
| 2007          | 4-0            | 1-2            | 5-2            |
| 2008          | 2-1            | 3-4            | 5-5            |
| 2009          | 1-2            | 3-4            | 4-6            |
| 2010          | 4-2            | 2-1            | 6-3            |
| 2011          | 1-2            | 3-2            | 4-4            |
| 2012          | 3-3            | 1-2            | 4-5            |
| 2013          | 1-2            | 0-4            | 1-6            |
| <b>TOTALS</b> | <b>164-126</b> | <b>126-158</b> | <b>290-284</b> |

### Won-Lost Record at Stadium

|   |         |
|---|---------|
| Metropolitan Stadium (1968-1981).....   | 69-46   |
| Metrodome (1982-2009).....              | 86-71   |
| Target Field (2010-2012).....           | 9-9     |
| Overstock.com Coliseum (1968-2012)..... | 126-158 |

7000 Coliseum Way, Oakland, CA 94621  
(510) 638-4900, P.R. FAX: (510) 562-1633

Stadium (Capacity).....Overstock.com (O.co) Coliseum (35,067)  
Dimensions (L-C-R).....330-400-330

Managing Partner.....Lewis Wolff  
President.....Michael Crowley  
Vice President, General Manager.....Billy Beane  
Field Manager.....Bob Melvin  
Director, Public Relations.....Bob Rose  
Manager, Baseball Information.....Mike Selleck

2013 Record.....96-66, First place AL West

### 2013 Twins vs. Oakland

|      |                  |   |      |      |                  |   |      |
|------|------------------|---|------|------|------------------|---|------|
| 9/10 | OAK Athletics    | W | 4-3  | 9/20 | at OAK Athletics | L | 0-11 |
| 9/11 | OAK Athletics    | L | 3-18 | 9/21 | at OAK Athletics | L | 1-9  |
| 9/12 | OAK Athletics    | L | 2-8  | 9/22 | at OAK Athletics | L | 7-11 |
| 9/19 | at OAK Athletics | L | 6-8  |      |                  |   |      |

### Last Minnesota Sweep

at MIN at OAK Athletics  
3-Game May 28-30, 2012 July 18-20, 1997  
4-Game July 12-15, 2007 August 13-15, 1993

### Last Oakland Sweep

at MIN at OAK Athletics  
3-Game July 13-15, 2012 August 30-September 1, 2002  
4-Game April 9-12, 1981 September 19-22, 2013

# SEATTLE MARINERS



## SERIES RESULTS, LAST 20 YEARS

| YEAR          | HOME            | ROAD          | TOTALS           |
|---------------|-----------------|---------------|------------------|
| 1994          | 2-1             | 1-2           | 3-3              |
| 1995          | 2-4             | 2-4           | 4-8              |
| 1996          | 1-5             | 5-1           | 6-6              |
| 1997          | 2-4             | 3-2           | 5-6              |
| 1998          | 0-6             | 2-3           | 2-9              |
| 1999          | 3-3             | 1-5           | 4-8              |
| 2000          | 2-4             | 1-5           | 3-9              |
| 2001          | 1-5             | 0-3           | 1-8              |
| 2002          | 2-1             | 3-3           | 5-4              |
| 2003          | 1-5             | 2-1           | 3-6              |
| 2004          | 3-0             | 2-4           | 5-4              |
| 2005          | 3-1             | 3-3           | 6-4              |
| 2006          | 4-1             | 1-2           | 5-3              |
| 2007          | 1-2             | 5-1           | 6-3              |
| 2008          | 3-0             | 2-4           | 5-4              |
| 2009          | 4-3             | 1-2           | 5-5              |
| 2010          | 3-0             | 3-4           | 6-4              |
| 2011          | 2-4             | 1-1           | 3-5              |
| 2012          | 1-3             | 1-5           | 2-8              |
| 2013          | 2-1             | 2-2           | 4-3              |
| <b>TOTALS</b> | <b>111-97-1</b> | <b>89-117</b> | <b>200-214-1</b> |

### Won-Lost Record at Stadium

|                                  |         |
|----------------------------------|---------|
| Metropolitan Stadium (1961-1981) | 17-18-1 |
| Metrodome (1982-2009)            | 86-71   |
| Target Field (2010-2013)         | 8-8     |
| Kingdome (1977-1999)             | 61-75   |
| Safeco Field (1999-2013)         | 28-45   |

1250 First Avenue South, Seattle, WA 98194  
 Mailing Address: P.O. Box 4100, Seattle, WA 98194  
 (206) 346-4000, P.R. FAX: (206) 346-4400

**Stadium (Capacity)**..... Safeco Field (47,476)  
**Dimensions (L-C-R)**..... 331-401-326

**Chairman/CEO**..... Howard Lincoln  
**President/COO**..... Chuck Armstrong  
**Executive VP, Baseball Operations/General Manager**..... Jack Zduriencik  
**Field Manager**..... Eric Wedge  
**Senior Director, Baseball Information**..... Tim Hevly  
**Assistant Director, Baseball Information**..... Jeff Evans

**2013 Record**..... 71-91, Fourth place AL West

### 2013 Twins vs. Seattle

|      |        |   |      |      |        |   |     |
|------|--------|---|------|------|--------|---|-----|
| 5/31 | SEA    | L | 0-3  | 7/26 | at SEA | W | 3-2 |
| 6/1  | SEA    | W | 5-4  | 7/27 | at SEA | W | 4-0 |
| 6/2  | SEA    | W | 10-0 | 7/28 | at SEA | L | 4-6 |
| 7/25 | at SEA | L | 2-8  |      |        |   |     |

### Last Minnesota Sweep

at MIN at SEA  
 3-Game July 30-August 1, 2010 April 17-19, 2007  
 4-Game April 25-28, 1991 Never.

### Last Seattle Sweep

at MIN at SEA  
 3-Game September 13-15, 1996 August 17-19, 2012  
 4-Game May 29-June 1, 2003 Never.

# TAMPA BAY RAYS



## ALL-TIME SERIES RESULTS

| YEAR          | HOME         | ROAD         | TOTALS       |
|---------------|--------------|--------------|--------------|
| 1998          | 4-2          | 3-2          | 7-4          |
| 1999          | 1-3          | 4-2          | 5-5          |
| 2000          | 3-3          | 1-3          | 4-6          |
| 2001          | 1-2          | 0-4          | 1-6          |
| 2002          | 4-0          | 1-2          | 5-2          |
| 2003          | 3-0          | 3-0          | 6-0          |
| 2004          | 3-3          | 1-2          | 4-5          |
| 2005          | 3-0          | 3-0          | 6-0          |
| 2006          | 4-0          | 2-1          | 6-1          |
| 2007          | 2-2          | 1-2          | 3-4          |
| 2008          | 1-1          | 2-2          | 3-3          |
| 2009          | 2-1          | 1-2          | 3-3          |
| 2010          | 1-3          | 2-2          | 3-5          |
| 2011          | 2-4          | 1-3          | 3-7          |
| 2012          | 0-3          | 1-2          | 1-5          |
| 2013          | 1-2          | 0-4          | 1-6          |
| <b>TOTALS</b> | <b>35-29</b> | <b>26-33</b> | <b>61-62</b> |

### Won-Lost Record at Stadium

|                             |       |
|-----------------------------|-------|
| Metrodome (1998-2009)       | 31-17 |
| Target Field (2010-2013)    | 4-12  |
| Tropicana Field (1998-2013) | 26-33 |

One Tropicana Drive, St. Petersburg, FL 33705  
 (727) 825-3242, P.R. FAX: (727) 825-3111

**Stadium (Capacity)**..... Tropicana Field (34,078)  
**Dimensions (L-C-R)**..... 315-404-322

**Principal Owner**..... Stuart Sternberg  
**President**..... Matt Silverman  
**Executive Vice President, Baseball Operations**..... Andrew Friedman  
**Field Manager**..... Joe Maddon  
**Vice President, Communications**..... Rick Vaughn  
**Director, Communications**..... Dave Haller

**2013 Record**..... 92-71, Second place AL East (wildcard)

### 2013 Twins vs. Tampa Bay Rays

|      |       |   |     |      |    |   |     |
|------|-------|---|-----|------|----|---|-----|
| 7/8  | at TB | L | 4-7 | 9/13 | TB | L | 0-3 |
| 7/9  | at TB | L | 1-4 | 9/14 | TB | L | 0-7 |
| 7/10 | at TB | L | 3-4 | 9/15 | TB | W | 6-4 |
| 7/11 | at TB | L | 3-4 |      |    |   |     |

### Last Minnesota Sweep

at MIN at TB  
 3-Game July 1-3, 2005 May 6-8, 2005  
 4-Game July 17-20, 2006 Never.

### Last Tampa Bay Sweep

at MIN at TB  
 3-Game August 10-12, 2012 Never.  
 4-Game Never. July 8-11, 2013

# TEXAS RANGERS



## SERIES RESULTS, LAST 20 YEARS

| YEAR          | HOME           | ROAD           | TOTALS         |
|---------------|----------------|----------------|----------------|
| 1994          | 1-2            | 3-3            | 4-5            |
| 1995          | 3-3            | 2-5            | 5-8            |
| 1996          | 3-3            | 4-2            | 7-5            |
| 1997          | 1-4            | 2-4            | 3-8            |
| 1998          | 3-2            | 4-2            | 7-4            |
| 1999          | 0-6            | 0-6            | 0-12           |
| 2000          | 5-1            | 3-3            | 8-4            |
| 2001          | 1-2            | 3-3            | 4-5            |
| 2002          | 4-2            | 2-1            | 6-3            |
| 2003          | 3-0            | 2-4            | 5-4            |
| 2004          | 3-0            | 2-2            | 5-2            |
| 2005          | 2-4            | 1-2            | 3-6            |
| 2006          | 1-2            | 3-3            | 4-5            |
| 2007          | 5-1            | 2-1            | 7-2            |
| 2008          | 4-3            | 1-2            | 5-5            |
| 2009          | 2-1            | 4-3            | 6-4            |
| 2010          | 6-0            | 1-3            | 7-3            |
| 2011          | 3-1            | 2-2            | 5-3            |
| 2012          | 0-3            | 2-5            | 2-8            |
| 2013          | 2-2            | 2-1            | 4-3            |
| <b>TOTALS</b> | <b>138-113</b> | <b>116-143</b> | <b>254-256</b> |

### Won-Lost Record at Stadium

|                                  |       |
|----------------------------------|-------|
| Metropolitan Stadium (1961-1981) | 42-37 |
| Metrodome (1982-2009)            | 85-70 |
| Target Field (2010-2013)         | 11-6  |
| Arlington Stadium (1972-1993)    | 71-86 |
| Rangers Ballpark (1994-2013)     | 45-57 |

1000 Ballpark Way, Suite 400, Arlington, TX 76011  
(817) 273-5222, P.R. FAX: (817) 273-5110

**Stadium (Capacity)**.....Rangers Ballpark in Arlington (49,170)  
**Dimensions (L-C-R)**.....332-400-325

**President and CEO**.....Nolan Ryan  
**General Manager**.....Jon Daniels  
**Field Manager**.....Ron Washington  
**Executive Vice President, Communications**.....John Blake  
**Senior Director, Media Relations**.....Rich Rice

**2013 Record**.....91-72, Second place AL West

### 2013 Twins vs. Texas Rangers

|      |     |   |     |      |        |   |     |
|------|-----|---|-----|------|--------|---|-----|
| 4/25 | TEX | L | 1-2 | 8/30 | at TEX | W | 3-2 |
| 4/26 | TEX | L | 3-4 | 8/31 | at TEX | L | 1-2 |
| 4/27 | TEX | W | 7-2 | 9/1  | at TEX | W | 4-2 |
| 4/28 | TEX | W | 5-0 |      |        |   |     |

### Last Minnesota Sweep

|                         |        |                     |                     |
|-------------------------|--------|---------------------|---------------------|
| 3-Game                  | at MIN | September 3-5, 2010 | September 7-9, 1976 |
| 4-Game                  | Never  | Never               | Never               |
| <b>Last Texas Sweep</b> |        |                     |                     |
| 3-Game                  | at MIN | April 13-15, 2012   | July 8-10, 2003     |
| 4-Game                  | at MIN | April 22-25, 1999   | June 26-28, 1987    |

# TORONTO BLUE JAYS



## SERIES RESULTS, LAST 20 YEARS

| YEAR          | HOME         | ROAD          | TOTALS         |
|---------------|--------------|---------------|----------------|
| 1994          | 3-3          | 1-5           | 4-8            |
| 1995          | 0-2          | 1-2           | 1-4            |
| 1996          | 4-2          | 4-3           | 8-5            |
| 1997          | 2-4          | 1-4           | 3-8            |
| 1998          | 3-3          | 1-4           | 4-7            |
| 1999          | 3-3          | 1-3           | 4-6            |
| 2000          | 2-1          | 3-3           | 5-4            |
| 2001          | 1-3          | 1-2           | 2-5            |
| 2002          | 3-0          | 3-1           | 6-1            |
| 2003          | 0-3          | 3-0           | 3-3            |
| 2004          | 2-1          | 2-1           | 4-2            |
| 2005          | 2-1          | 2-1           | 4-2            |
| 2006          | 1-3          | 1-2           | 2-5            |
| 2007          | 4-3          | 0-3           | 4-6            |
| 2008          | 0-3          | 0-3           | 0-6            |
| 2009          | 1-3          | 2-2           | 3-5            |
| 2010          | 1-3          | 2-3           | 3-6            |
| 2011          | 0-3          | 1-2           | 1-5            |
| 2012          | 2-2          | 0-3           | 2-5            |
| 2013          | 0-3          | 2-1           | 1-5            |
| <b>TOTALS</b> | <b>85-95</b> | <b>70-106</b> | <b>154-202</b> |

### Won-Lost Record at Stadium

|                                    |       |
|------------------------------------|-------|
| Metropolitan Stadium (1961-1981)   | 20-5  |
| Metrodome (1982-2009)              | 62-79 |
| Target Field (2010-2013)           | 3-11  |
| Exhibition Stadium (1977-May 1989) | 30-40 |
| Rogers Centre (June 1989-2013)     | 39-67 |

1 Blue Jays Way, Suite 3200, Toronto, Ontario M5V 1J1  
(416) 341-1000, P.R. FAX: (416) 341-1250

**Stadium (Capacity)**.....Rogers Centre (49,160)  
**Dimensions (L-C-R)**.....328-400-328

**Vice Chairman, Rogers Communications Inc.**.....Phil Lind  
**President & Chief Executive Officer, Blue Jays**.....Paul Beeston  
**Senior Vice President, Baseball Ops./General Manager**.....Alex Anthopoulos  
**Field Manager**.....John Gibbons  
**Vice President, Communications**.....Jay Stenhouse  
**Manager, Baseball Information**.....Mal Romanin

**2013 Record**.....74-88, Fifth place AL East


### 2013 Twins vs. Toronto Blue Jays

|     |        |   |      |     |     |   |      |
|-----|--------|---|------|-----|-----|---|------|
| 7/5 | at TOR | L | 0-4  | 9/6 | TOR | L | 5-6  |
| 7/6 | at TOR | W | 6-0  | 9/7 | TOR | L | 2-11 |
| 7/7 | at TOR | L | 5-11 | 9/8 | TOR | L | 0-2  |

### Last Minnesota Sweep

|                           |        |                     |                   |
|---------------------------|--------|---------------------|-------------------|
| 3-Game                    | at TOR | July 26-28, 2002    | April 11-13, 2003 |
| 4-Game                    | Never  | July 21-23, 1979    | Never             |
| <b>Last Toronto Sweep</b> |        |                     |                   |
| 3-Game                    | at MIN | September 6-8, 2013 | October 1-3, 2012 |
| 4-Game                    | Never  | Never               | Never             |

# ARIZONA DIAMONDBACKS



## ALL-TIME SERIES RESULTS

| YEAR          | HOME       | ROAD       | TOTALS     |
|---------------|------------|------------|------------|
| 2003          | 1-2        | --         | 1-2        |
| 2004          | --         | 2-1        | 2-1        |
| 2005          | --         | 2-1        | 2-1        |
| 2008          | 3-0        | --         | 3-0        |
| 2011          | --         | 0-3        | 0-3        |
| <b>TOTALS</b> | <b>4-2</b> | <b>4-5</b> | <b>8-7</b> |

### Won-Lost Record at Stadium

|                         |     |
|-------------------------|-----|
| Metrodome (2003-2008)   | 4-2 |
| Chase Field (2004-2011) | 4-5 |

401 East Jefferson St, Phoenix, AZ 85004  
(602) 462-6000, P.R. FAX: (602) 462-6600

**Stadium (Capacity)**..... Chase Field (48,635)  
**Dimensions (L-C-R)**..... 330-407-335

**Managing General Partner**..... Ken Kendrick  
**President & Chief Executive Officer**..... Derrick Hall  
**Executive Vice President & General Manager**..... Kevin Towers  
**Field Manager**..... Kirk Gibson  
**Senior Vice President, Communications**..... Josh Rawitch  
**Director, Player and Media Relations**..... Casey Wilcox  
**Manager, Player and Media Relations**..... Pat O'Connell

**2013 Record**..... 81-81, Second place NL West

**2013 Twins vs. Arizona**  
None

**Last Minnesota Sweep** at MIN at ARI  
3-Game June 20-22, 2008 Never  
4-Game Never Never  
**Last Arizona Sweep** at MIN at ARI  
3-Game Never May 20-22, 2011  
4-Game Never Never

# ATLANTA BRAVES



## ALL-TIME SERIES RESULTS

| YEAR          | HOME       | ROAD       | TOTALS     |
|---------------|------------|------------|------------|
| 2002          | 1-2        | --         | 1-2        |
| 2007          | 3-0        | --         | 3-0        |
| 2010          | 1-2        | --         | 1-2        |
| 2013          | --         | 0-3        | 0-3        |
| <b>TOTALS</b> | <b>5-4</b> | <b>0-3</b> | <b>5-7</b> |

### Won-Lost Record at Stadium

|                     |     |
|---------------------|-----|
| Metrodome (2002-07) | 4-2 |
| Target Field (2010) | 1-2 |
| Turner Field (2013) | 0-3 |

755 Hank Aaron Drive, Atlanta, GA 30315  
(404) 522-7630, P.R. FAX: (404) 614-1391

**Stadium (Capacity)**..... Turner Field (49,377)  
**Dimensions (L-C-R)**..... 335-400-330

**Chairman & Chief Executive Officer**..... Terry McGuirk  
**President**..... John Schuerholz  
**Executive Vice President/General Manager**..... Frank Wren  
**Field Manager**..... Fredi Gonzalez  
**Director, Media Relations**..... Brad Hainje  
**Coordinator, Media Relations**..... Jim Misudek  
**Manager, Media Relations**..... Adrienne Midgley

**2013 Record**..... 96-66, First place NL East

**2013 Twins vs. Atlanta**

5/20 at ATL L 1-5  
5/21 at ATL L 4-5  
5/22 at ATL L 3-8

**Last Minnesota Sweep** at MIN at ATL  
3-Game June 12-14, 2007 Never  
4-Game Never Never  
**Last Atlanta Sweep** at MIN at ATL  
3-Game Never May 20-22, 2013  
4-Game Never Never

# CHICAGO CUBS



## ALL-TIME SERIES RESULTS

| YEAR          | HOME       | ROAD       | TOTALS       |
|---------------|------------|------------|--------------|
| 1997          | --         | 1-2        | 1-2          |
| 1998          | 2-1        | --         | 2-1          |
| 1999          | --         | 1-2        | 1-2          |
| 2000          | 1-2        | --         | 1-2          |
| 2001          | --         | 0-3        | 0-3          |
| 2006          | 3-0        | --         | 3-0          |
| 2009          | --         | 2-1        | 2-1          |
| 2012          | 2-1        | --         | 2-1          |
| <b>TOTALS</b> | <b>8-4</b> | <b>4-8</b> | <b>12-12</b> |

### Won-Lost Record at Stadium

|                           |     |
|---------------------------|-----|
| Metrodome (1998-2006)     | 6-3 |
| Wrigley Field (1997-2009) | 4-8 |
| Target Field (2012)       | 2-1 |

1060 West Addison Street, Chicago, IL 60613-4397  
(773) 404-2827, P.R. FAX: (773) 404-4129

**Stadium (Capacity)**.....Wrigley Field (41,210)  
**Dimensions (L-C-R)**.....355-400-353

**Chairman**.....Tom Ricketts  
**President, Baseball Operations**.....Theo Epstein  
**Executive Vice President, General Manager**.....Jed Hoyer  
**Field Manager**.....TBD  
**Director, Media Relations**.....Peter Chase  
**Assistant Director, Media Relations**.....Jason Carr

**2013 Record**.....66-96, Fifth place NL Central

**2013 Twins vs. Chicago**  
**None**

|                             |                  |                  |
|-----------------------------|------------------|------------------|
| <b>Last Minnesota Sweep</b> | <b>at MIN</b>    | <b>at CHC</b>    |
| 3-Game                      | June 23-25, 2006 | Never            |
| 4-Game                      | Never            | Never            |
| <b>Last Chicago Sweep</b>   | <b>at MIN</b>    | <b>at CHC</b>    |
| 3-Game                      | Never            | June 15-17, 2001 |
| 4-Game                      | Never            | Never            |

# CINCINNATI REDS

## ALL-TIME SERIES RESULTS

| YEAR          | HOME       | ROAD       | TOTALS      |
|---------------|------------|------------|-------------|
| 1997          | 2-1        | --         | 2-1         |
| 1998          | --         | 1-2        | 1-2         |
| 1999          | 2-1        | --         | 2-1         |
| 2000          | --         | 0-3        | 0-3         |
| 2001          | 3-0        | --         | 3-0         |
| 2012          | --         | 2-1        | 2-1         |
| <b>TOTALS</b> | <b>7-2</b> | <b>3-6</b> | <b>10-8</b> |

### Won-Lost Record at Stadium

|                                      |     |
|--------------------------------------|-----|
| Metrodome (1997-2001)                | 7-2 |
| Cinergy Field (1997-2000)            | 1-5 |
| Great American Ball Park (2003-2012) | 2-1 |



100 Joe Nuxhall Way, Cincinnati, OH 45202  
(513) 765-7800, P.R. FAX: (513) 765-7180

**Stadium (Capacity)**.....Great American Ball Park (42,319)  
**Dimensions (L-C-R)**.....328-404-325

**President & Chief Executive Officer**.....Bob Castellini  
**President, Baseball Operations/General Manager**.....Walt Jocketty  
**Field Manager**.....TBD  
**Director, Media Relations**.....Rob Butcher  
**Assistant Directors, Media Relations**.....Larry Herms and Jamie Ramsey

**2013 Record**.....90-72, Third place NL Central (wildcard)

**2013 Twins vs. Reds**  
**None**

|                              |                |                |
|------------------------------|----------------|----------------|
| <b>Last Minnesota Sweep</b>  | <b>at MIN</b>  | <b>at CIN</b>  |
| 3-Game                       | July 7-8, 2001 | Never          |
| 4-Game                       | Never          | Never          |
| <b>Last Cincinnati Sweep</b> | <b>at MIN</b>  | <b>at CIN</b>  |
| 3-Game                       | Never          | June 2-4, 2000 |
| 4-Game                       | Never          | Never          |

# COLORADO ROCKIES



## ALL-TIME SERIES RESULTS

| YEAR          | HOME       | ROAD       | TOTALS     |
|---------------|------------|------------|------------|
| 2003          | 2-1        | --         | 2-1        |
| 2008          | --         | 1-2        | 1-2        |
| 2010          | 2-1        | --         | 2-1        |
| <b>TOTALS</b> | <b>4-2</b> | <b>1-2</b> | <b>5-4</b> |

### Won-Lost Record at Stadium

|                     |     |
|---------------------|-----|
| Metrodome (2003)    | 2-1 |
| Target Field (2010) | 2-1 |
| Coors Field (2008)  | 1-2 |

2001 Blake Street, Denver, CO 80205  
(303) 292-0200, P.R. FAX: (303) 312-2319

Stadium (Capacity)..... Coors Field (50,480)  
Dimensions (L-C-R)..... 347-415-350

**Owner, Chairman & Chief Executive Officer** ..... Dick Monfort  
**Owner, General Partner** ..... Charlie Monfort  
**Executive Vice President, General Manager** ..... Dan O'Dowd  
**Field Manager** ..... Walt Weiss  
**Vice President, Communications** ..... Jay Alves  
**Asst. Director, Communications** ..... Nick Piburn  
**Manager, Communications** ..... Matt Whewell  
**Assistant, Communications** ..... Irma Castaneda

2013 Record..... 74-88, Fifth place NL West

2013 Twins vs. Colorado  
None

|                             |               |               |
|-----------------------------|---------------|---------------|
| <b>Last Minnesota Sweep</b> | <b>at MIN</b> | <b>at COL</b> |
| 3-Game                      | Never         | Never         |
| 4-Game                      | Never         | Never         |
| <b>Last Colorado Sweep</b>  | <b>at MIN</b> | <b>at COL</b> |
| 3-Game                      | Never         | Never         |
| 4-Game                      | Never         | Never         |

# LOS ANGELES DODGERS

## ALL-TIME SERIES RESULTS

| YEAR          | HOME       | ROAD       | TOTALS     |
|---------------|------------|------------|------------|
| 2005          | --         | 1-2        | 1-2        |
| 2006          | 3-0        | --         | 3-0        |
| 2011          | 2-1        | --         | 2-1        |
| <b>TOTALS</b> | <b>5-1</b> | <b>1-2</b> | <b>6-3</b> |

### Won-Lost Record at Stadium

|                       |     |
|-----------------------|-----|
| Metrodome (2006)      | 3-0 |
| Target Field (2011)   | 2-1 |
| Dodger Stadium (2005) | 1-2 |

1000 Elysian Park Avenue, Los Angeles, CA 90012  
(323) 224-1301, P.R. FAX: (323) 224-1459



Stadium (Capacity)..... Dodger Stadium (56,000)  
Dimensions (L-C-R)..... 330-395-330

**Ownership Group** ..... Guggenheim Baseball Management  
**Chairman** ..... Mark Walter  
**President/Chief Executive Officer** ..... Stan Kasten  
**Executive Vice President** ..... Bob Wolfe  
**General Manager** ..... Ned Colletti  
**Field Manager** ..... Don Mattingly  
**Director, Communications** ..... Joe Jareck  
**Assistant Directors, Public Relations** ..... Yvonne Carrasco

2013 Record..... 92-70, First place NL West

2013 Twins vs. Los Angeles  
None

|                               |                  |               |
|-------------------------------|------------------|---------------|
| <b>Last Minnesota Sweep</b>   | <b>at MIN</b>    | <b>at LAD</b> |
| 3-Game                        | June 26-28, 2006 | Never         |
| 4-Game                        | Never            | Never         |
| <b>Last Los Angeles Sweep</b> | <b>at MIN</b>    | <b>at LAD</b> |
| 3-Game                        | Never            | Never         |
| 4-Game                        | Never            | Never         |

# MIAMI MARLINS



## ALL-TIME SERIES RESULTS

| YEAR          | HOME       | ROAD       | TOTALS     |
|---------------|------------|------------|------------|
| 2002          | 2-1        | --         | 2-1        |
| 2007          | --         | 2-1        | 2-1        |
| 2013          | 1-1        | 0-2        | 1-3        |
| <b>TOTALS</b> | <b>3-2</b> | <b>2-3</b> | <b>5-5</b> |

501 Marlins Way, Miami, FL 33125  
(305) 480-1300, P.R. FAX: (305) 480-3012

Stadium (Capacity).....Marlins Park (37,442)  
Dimensions (L-C-R).....344-422-335

Owner & Chief Executive Officer.....Jeffrey H. Loria  
President.....David Sampson  
President, Baseball Operations.....Larry Beinfest  
Vice President, General Manager.....Michael Hill  
Field Manager.....Mike Redmond  
Director, Media Relations.....Matt Roebuck

2013 Record.....62-100, Fifth place NL East

### 2013 Twins vs. Miami

4/23(1) MIA W 4-3 6/25 at MIA L 2-4  
4/23(2) MIA L 5-8 6/26 at MIA L 3-5

**Last Minnesota Sweep at MIN at MIA**  
2-Game.....Never.....Never  
3-Game.....Never.....Never  
4-Game.....Never.....Never  
**Last Miami Sweep at MIN at MIA**  
2-Game.....Never.....June 25-26, 2013  
3-Game.....Never.....Never  
4-Game.....Never.....Never

### Won-Lost Record at Stadium

Marlins Park (2013).....1-3  
Metrodome (2002).....2-1  
Sun Life Stadium (2007).....2-1

# MILWAUKEE BREWERS



## SERIES RESULTS, LAST 20 YEARS

| YEAR          | HOME          | ROAD           | TOTALS         |
|---------------|---------------|----------------|----------------|
| 1994          | 2-4           | 4-2            | 6-6            |
| 1995          | 3-3           | 1-6            | 4-9            |
| 1996          | 1-6           | 3-3            | 4-9            |
| 1997          | 4-2           | 3-3            | 7-5            |
| 1998          | 0-2           | --             | 0-2            |
| 1999          | --            | 2-0            | 2-0            |
| 2000          | 1-2           | --             | 1-2            |
| 2001          | --            | 2-1            | 2-1            |
| 2002          | 2-1           | 2-1            | 4-2            |
| 2003          | 2-1           | 1-2            | 3-3            |
| 2004          | 1-2           | 1-2            | 2-4            |
| 2005          | 2-1           | 1-2            | 3-3            |
| 2006          | 3-0           | 2-1            | 5-1            |
| 2007          | 1-2           | 2-1            | 3-3            |
| 2008          | 2-1           | 2-1            | 4-2            |
| 2009          | 3-0           | 2-1            | 5-1            |
| 2010          | 2-1           | 0-3            | 2-4            |
| 2011          | 2-1           | 0-3            | 2-4            |
| 2012          | 1-2           | 2-1            | 3-3            |
| 2013          | 2-0           | 2-0            | 4-0            |
| <b>TOTALS</b> | <b>116-97</b> | <b>102-112</b> | <b>218-209</b> |

One Brewers Way, Milwaukee, WI 53214  
(414) 902-4500, P.R. FAX: (414) 902-4053

Stadium (Capacity).....Miller Park (41,900)  
Dimensions (L-C-R).....344-400-345

Chairman/Principal Owner.....Mark Attanasio  
Executive Vice President/General Manager.....Doug Melvin  
Field Manager.....Ron Roenicke  
Vice President, Communications.....Tyler Barnes  
Director, Media Relations.....Mike Vassallo  
Manager, Media Relations.....John Steinmiller

2013 Record.....74-88, Fourth place NL Central

### 2013 Twins vs. Milwaukee

5/27 at MIL W 6-3 5/29 MIL W 4-1  
5/28 at MIL W 6-5 5/30 MIL W 8-6

**Last Minnesota Sweep at MIN at MIL**  
2-Game.....May 29-30, 2013.....May 27-28, 2013  
3-Game.....May 22-24, 2009.....September 15-17, 1978  
4-Game.....Never.....Never  
**Last Milwaukee Sweep at MIN at MIL**  
2-Game.....Never.....Never  
3-Game.....July 8-10, 1988.....June 24-26, 2011  
4-Game.....May 17-20, 1996.....August 24-27, 1995

### Won-Lost Record at Stadium

Metropolitan Stadium (1970-1981).....41-35  
Metrodome (1982-2009).....68-58  
Target Field (2010-2013).....7-4  
County Stadium (1970-2000).....83-93  
Miller Park (2001-2013).....19-19

# NEW YORK METS



## ALL-TIME SERIES RESULTS

| YEAR          | HOME       | ROAD       | TOTALS     |
|---------------|------------|------------|------------|
| 2002          | ---        | 1-2        | 1-2        |
| 2004          | 3-0        | --         | 3-0        |
| 2007          | --         | 2-1        | 2-1        |
| 2010          | --         | 1-2        | 1-2        |
| 2013          | 0-3        | --         | 0-3        |
| <b>TOTALS</b> | <b>3-3</b> | <b>4-5</b> | <b>7-8</b> |

### Won-Lost Record at Stadium

|                          |     |
|--------------------------|-----|
| Metrodome (2004)         | 3-0 |
| Shea Stadium (2002-2007) | 3-3 |
| Citi Field (2010)        | 1-2 |
| Target Field (2013)      | 0-3 |

126th Street, Flushing, NY 11368  
(718) 507-6387, P.R. FAX: (718) 507-6395

**Stadium (Capacity)**..... Citi Field (41,922)  
**Dimensions (L-C-R)**..... 335-408-330

**Chairman & Chief Executive Officer**..... Fred Wilpon  
**President**..... Saul B. Katz  
**General Manager**..... Sandy Alderson  
**Field Manager**..... Terry Collins  
**Vice President, Media Relations**..... Jay Horwitz  
**Senior Director, Media Relations**..... Shannon Forde  
**Assistant Director, Media Relations**..... Ethan Wilson

**2013 Record**..... 74-88, Third place NL East

### 2013 Twins vs. New York

|      |     |   |      |
|------|-----|---|------|
| 4/12 | NYM | L | 5-16 |
| 4/13 | NYM | L | 2-4  |
| 8/19 | NYM | L | 1-6  |

**Last Minnesota Sweep** at MIN at NYM  
3-Game June 8-10, 2004 Never  
4-Game Never Never  
**Last New York Sweep** at MIN at NYM  
3-Game April 12-13, August 19, 2013 Never  
4-Game Never Never

# PHILADELPHIA PHILLIES



## ALL-TIME SERIES RESULTS

| YEAR          | HOME       | ROAD       | TOTALS     |
|---------------|------------|------------|------------|
| 2002          | --         | 2-1        | 2-1        |
| 2004          | 1-2        | --         | 1-2        |
| 2010          | --         | 2-1        | 2-1        |
| 2012          | 1-2        | --         | 1-2        |
| 2013          | 2-1        | --         | 2-1        |
| <b>TOTALS</b> | <b>4-5</b> | <b>4-2</b> | <b>8-7</b> |

### Won-Lost Record at Stadium

|                           |     |
|---------------------------|-----|
| Metrodome (2004)          | 1-2 |
| Veterans Stadium (2002)   | 2-1 |
| Citizens Bank Park (2010) | 2-1 |
| Target Field (2012-13)    | 3-3 |

One Citizens Bank Way, Philadelphia, PA 19148  
(215) 463-6000, P.R. FAX: (215) 389-3050

**Stadium (Capacity)**..... Citizens Bank Park (43,647)  
**Dimensions (L-C-R)**..... 329-401-330

**President & Chief Executive Officer**..... David Montgomery  
**Senior Vice President & General Manager**..... Ruben Amaro, Jr.  
**Field Manager (Interim)**..... Ryne Sandberg  
**Vice President, Communications**..... Bonnie Clark  
**Director, Baseball Communications**..... Greg Casterioto

**2013 Record**..... 73-89, Fourth place NL East

### 2013 Twins vs. Philadelphia

|      |     |   |     |
|------|-----|---|-----|
| 6/11 | PHI | W | 3-2 |
| 6/12 | PHI | W | 4-3 |
| 6/13 | PHI | L | 2-3 |

**Last Minnesota Sweep** at MIN at PHI  
3-Game Never Never  
4-Game Never Never  
**Last Philadelphia Sweep** at MIN at PHI  
3-Game Never Never  
4-Game Never Never

# PITTSBURGH PIRATES



## ALL-TIME SERIES RESULTS

| YEAR          | HOME       | ROAD       | TOTALS      |
|---------------|------------|------------|-------------|
| 1997          | 2-1        | --         | 2-1         |
| 1998          | --         | 1-2        | 1-2         |
| 1999          | 2-1        | --         | 2-1         |
| 2000          | --         | 1-2        | 1-2         |
| 2001          | 2-1        | --         | 2-1         |
| 2006          | --         | 3-0        | 3-0         |
| 2009          | 2-1        | --         | 2-1         |
| 2012          | --         | 1-2        | 1-2         |
| <b>TOTALS</b> | <b>8-4</b> | <b>5-4</b> | <b>13-8</b> |

### Won-Lost Record at Stadium

|                                  |     |
|----------------------------------|-----|
| Metrodome (1997-2009)            | 8-4 |
| Three Rivers Stadium (1998-2000) | 2-4 |
| PNC Park (2006-12)               | 4-2 |

115 Federal Street, Pittsburgh, PA 15212  
(412) 323-5000, P.R. FAX: (412) 325-4413

**Stadium (Capacity)**.....PNC Park (38,362)  
**Dimensions (L-C-R)**.....325-399-320

**Chairman of the Board**.....Bob Nutting  
**President**.....Frank Coonelly  
**General Manager**.....Neal Huntington  
**Field Manager**.....Clint Hurdle  
**Director, Baseball Information**.....Jim Trdinich  
**Director, Media Relations**.....Dan Hart

**2013 Record**.....94-68, Second place NL Central (wildcard)

**2013 Twins vs. Pittsburgh**  
**None**

|                              |               |                  |
|------------------------------|---------------|------------------|
| <b>Last Minnesota Sweep</b>  | <b>at MIN</b> | <b>at PIT</b>    |
| 3-Game                       | Never         | June 16-18, 2006 |
| 4-Game                       | Never         | Never            |
| <b>Last Pittsburgh Sweep</b> | <b>at MIN</b> | <b>at PIT</b>    |
| 3-Game                       | Never         | Never            |
| 4-Game                       | Never         | Never            |

# ST. LOUIS CARDINALS

## ALL-TIME SERIES RESULTS

| YEAR          | HOME       | ROAD       | TOTALS      |
|---------------|------------|------------|-------------|
| 1997          | --         | 0-3        | 0-3         |
| 1998          | 2-1        | --         | 2-1         |
| 1999          | --         | 2-1        | 2-1         |
| 2000          | 2-1        | --         | 2-1         |
| 2001          | --         | 0-3        | 0-3         |
| 2009          | --         | 2-1        | 2-1         |
| <b>TOTALS</b> | <b>4-2</b> | <b>4-8</b> | <b>8-10</b> |

### Won-Lost Record at Stadium

|                           |     |
|---------------------------|-----|
| Metrodome (1998-2000)     | 4-2 |
| Busch Stadium (1997-2001) | 2-7 |
| New Busch Stadium (2009)  | 2-1 |

700 Clark Street, St. Louis, MO 63102  
(314) 345-9600, P.R. FAX: (314) 345-9530



**Stadium (Capacity)**.....Busch Stadium (43,975)  
**Dimensions (L-C-R)**.....336-400-335

**Chairman & Chief Executive Officer**.....William O. DeWitt, Jr.  
**President**.....Bill DeWitt III  
**Senior Vice President & General Manager**.....John Mozeliak  
**Field Manager**.....Mike Matheny  
**Director, Media Relations**.....Brian Bartow  
**Manager, Media Relations and New Media**.....Melody Young

**2013 Record**.....97-65, First place NL Central

**2013 Twins vs. St. Louis**  
**None**

|                             |               |                  |
|-----------------------------|---------------|------------------|
| <b>Last Minnesota Sweep</b> | <b>at MIN</b> | <b>at STL</b>    |
| 3-Game                      | Never         | Never            |
| 4-Game                      | Never         | Never            |
| <b>Last St. Louis Sweep</b> | <b>at MIN</b> | <b>at STL</b>    |
| 3-Game                      | Never         | July 15-17, 2001 |
| 4-Game                      | Never         | Never            |

# SAN DIEGO PADRES



## ALL-TIME SERIES RESULTS

| YEAR          | HOME       | ROAD       | TOTALS     |
|---------------|------------|------------|------------|
| 2003          | --         | 2-1        | 2-1        |
| 2005          | 1-2        | --         | 1-2        |
| 2008          | --         | 3-0        | 3-0        |
| 2011          | 3-0        | --         | 3-0        |
| <b>TOTALS</b> | <b>4-2</b> | <b>5-1</b> | <b>9-3</b> |

### Won-Lost Record at Stadium

|                         |     |
|-------------------------|-----|
| Metrodome (2005)        | 1-2 |
| Target Field (2011)     | 3-0 |
| Qualcomm Stadium (2003) | 2-1 |
| PETCO Park (2008)       | 3-0 |

100 Park Boulevard, San Diego, CA 92101  
(619) 795-5000, P.R. FAX: (619) 795-5266

Stadium (Capacity)..... PETCO Park (42,524)  
Dimensions (L-C-R)..... 336-396-322

Executive Chairman ..... Ron Fowler  
President and Chief Executive Officer..... Tom Garfinkel  
Executive Vice President & General Manager..... Josh Byrnes  
Field Manager ..... Bud Black  
Director, Communications ..... David Holtzman  
Manager, Media Relations & Publications..... Fernando Alcalá  
Manager, Player & Media Relations ..... Josh Ishoo

2013 Record..... 76-86, Third place AL West

2013 Twins vs. San Diego  
None

|                      |                  |                  |
|----------------------|------------------|------------------|
| Last Minnesota Sweep | at MIN           | at SD            |
| 3-Game               | June 17-19, 2011 | June 24-26, 2008 |
| 4-Game               | Never            | Never            |
| Last San Diego Sweep | at MIN           | at SD            |
| 3-Game               | Never            | Never            |
| 4-Game               | Never            | Never            |

# SAN FRANCISCO GIANTS



## ALL-TIME SERIES RESULTS

| YEAR          | HOME       | ROAD       | TOTALS     |
|---------------|------------|------------|------------|
| 2003          | --         | 2-1        | 2-1        |
| 2005          | 1-2        | --         | 1-2        |
| 2011          | --         | 1-2        | 1-2        |
| <b>TOTALS</b> | <b>1-2</b> | <b>3-3</b> | <b>4-5</b> |

### Won-Lost Record at Stadium

|                     |     |
|---------------------|-----|
| Metrodome (2005)    | 1-2 |
| AT&T Park (2003-11) | 3-3 |

24 Willie Mays Plaza, San Francisco, CA 94107  
(415) 972-2000, P.R. FAX: (415) 947-2800

Stadium (Capacity)..... AT&T Park (41,906)  
Dimensions (L-C-R)..... 339-399-309

President & Chief Executive Officer ..... Laurence M. Baer  
Senior Vice President & General Manager ..... Brian Sabean  
Field Manager ..... Bruce Bochy  
Senior Director, Media Relations ..... Jim Moorehead  
Manager, Media Relations ..... Matt Chisholm

2013 Record..... 76-86, Fourth place AL West

2013 Twins vs. San Francisco  
None

|                          |        |       |
|--------------------------|--------|-------|
| Last Minnesota Sweep     | at MIN | at SF |
| 3-Game                   | Never  | Never |
| 4-Game                   | Never  | Never |
| Last San Francisco Sweep | at MIN | at SF |
| 3-Game                   | Never  | Never |
| 4-Game                   | Never  | Never |

# WASHINGTON NATIONALS



## ALL-TIME SERIES RESULTS

| YEAR          | HOME       | ROAD       | TOTALS     |
|---------------|------------|------------|------------|
| 2004          | --         | 3-0 (MTL)  | 3-0        |
| 2007          | 1-2        | --         | 1-2        |
| 2008          | 3-0        | --         | 3-0        |
| 2013          | --         | 1-2        | 1-2        |
| <b>TOTALS</b> | <b>4-2</b> | <b>4-2</b> | <b>8-4</b> |

### Won-Lost Record at Stadium

|                                    |     |
|------------------------------------|-----|
| Metrodome (2007-08)                | 4-2 |
| Olympic Stadium in Montreal (2004) | 3-0 |

1500 South Capitol St., S.E., Washington, D.C. 20003  
 (202) 640-7000, P.R. FAX: (202) 640-7999

Stadium (Capacity)..... Nationals Park (41,888)  
 Dimensions (L-C-R).....336-404-335

Managing Principal Owner.....Theodore N. Lerner  
 Chief Operating Officer.....Andy Feffer  
 Executive VP of Baseball Operations & General Manager.....Mike Rizzo  
 Field Manager.....Davey Johnson  
 Senior Director, Baseball Information.....John Dever

2013 Record......86-.76, Second place NL East

### 2013 Twins vs. Washington

|        |        |   |     |
|--------|--------|---|-----|
| 6/8    | at WAS | W | 4-3 |
| 6/9(1) | at WAS | L | 0-7 |
| 6/9(2) | at WAS | L | 4-5 |

|                              |                  |                             |
|------------------------------|------------------|-----------------------------|
| <b>Last Minnesota Sweep</b>  | <b>at MIN</b>    | <b>at WAS</b>               |
| 3-Game                       | June 17-19, 2008 | June 15-17, 2004 (Montreal) |
| 4-Game                       | Never            | Never                       |
| <b>Last Washington Sweep</b> | <b>at MIN</b>    | <b>at WAS</b>               |
| 3-Game                       | Never            | Never                       |
| 4-Game                       | Never            | Never                       |

## TWINS IN INTERLEAGUE PLAY - 2013

| DATE | OPPONENT     | W/L                                | SCORE | WINNER     | LOSER     | RECORD | ALL-TIME |  |
|------|--------------|------------------------------------|-------|------------|-----------|--------|----------|--|
| 4/12 | New York     | L                                  | 5-16  | Niese      | Worley    | 0-1    | 157-126  |  |
| 4/13 | New York     | L                                  | 2-4   | Harvey     | Diamond   | 0-2    | 157-127  |  |
| 4/14 | New York     | -- POSTPONED, MADE UP AUGUST 19 -- |       |            |           |        |          |  |
| 4/23 | Miami        | W                                  | 4-3   | Correia    | Fernandez | 1-2    | 158-127  |  |
| 4/23 | Miami        | L                                  | 5-8   | Nolasco    | Pelfrey   | 1-3    | 158-128  |  |
| 5/20 | @Atlanta     | L                                  | 1-5   | Teheran    | Correia   | 1-4    | 158-129  |  |
| 5/21 | @Atlanta     | L                                  | 4-5   | Kimbrel    | Duensing  | 1-5    | 158-130  |  |
| 5/22 | @Atlanta     | L                                  | 3-8   | Maholm     | Worley    | 1-6    | 158-131  |  |
| 5/27 | @Milwaukee   | W                                  | 6-3   | Correia    | Peralta   | 2-6    | 159-131  |  |
| 5/28 | @Milwaukee   | W                                  | 6-5   | Pressly    | Badenhop  | 3-6    | 160-131  |  |
| 5/29 | Milwaukee    | W                                  | 4-1   | Deduno     | Estrada   | 4-6    | 161-131  |  |
| 5/30 | Milwaukee    | W                                  | 8-6   | Walters    | Lohse     | 5-6    | 162-131  |  |
| 6/7  | @Washington  | W                                  | 4-3   | Roenicke   | Stammen   | 6-6    | 163-131  |  |
| 6/8  | @Washington  | L                                  | 0-7   | Zimmermann | Diamond   | 6-7    | 163-132  |  |
| 6/9  | @Washington  | L                                  | 4-5   | Clippard   | Swarzak   | 6-8    | 163-133  |  |
| 6/18 | Philadelphia | W                                  | 3-2   | Duensing   | Adams     | 7-8    | 164-133  |  |
| 6/19 | Philadelphia | W                                  | 4-3   | Duensing   | Bastardo  | 8-8    | 165-133  |  |
| 6/20 | Philadelphia | L                                  | 2-3   | Lee        | Burton    | 8-9    | 165-134  |  |
| 6/25 | @Miami       | L                                  | 2-4   | Ramos      | Correia   | 8-10   | 165-135  |  |
| 6/25 | @Miami       | L                                  | 3-5   | Slowey     | Diamond   | 8-11   | 165-136  |  |
| 8/19 | New York     | L                                  | 1-7   | Gee        | Gibson    | 8-12   | 165-137  |  |

### TWINS INTERLEAGUE PLAY RECORD BY YEAR

|           |      |           |      |
|-----------|------|-----------|------|
| 1997..... | 7-8  | 2006..... | 16-2 |
| 1998..... | 7-9  | 2007..... | 11-7 |
| 1999..... | 10-7 | 2008..... | 14-4 |
| 2000..... | 7-11 | 2009..... | 12-6 |
| 2001..... | 9-9  | 2010..... | 8-10 |
| 2002..... | 10-8 | 2011..... | 8-10 |
| 2003..... | 10-8 | 2012..... | 9-9  |
| 2004..... | 11-7 | 2013..... | 8-12 |
| 2005..... | 8-10 |           |      |



### TWINS HIGH-LOWS IN INTERLEAGUE PLAY THROUGH 2013

#### PITCHERS HITTING

| YEAR          | AVG         | AB         | R         | H         | 2B       | 3B       | HR       | RBI       | SH        | SF       | BB        | SO         |
|---------------|-------------|------------|-----------|-----------|----------|----------|----------|-----------|-----------|----------|-----------|------------|
| 1997          | .111        | 18         | 0         | 2         | 0        | 0        | 0        | 1         | 1         | 0        | 0         | 6          |
| 1998          | .313        | 16         | 1         | 5         | 0        | 0        | 0        | 1         | 0         | 0        | 0         | 9          |
| 1999          | .056        | 18         | 0         | 1         | 0        | 0        | 0        | 0         | 0         | 0        | 3         | 8          |
| 2000          | .176        | 17         | 1         | 3         | 2        | 0        | 0        | 2         | 0         | 0        | 9         | 9          |
| 2001          | .353        | 17         | 2         | 6         | 2        | 0        | 0        | 1         | 1         | 0        | 0         | 4          |
| 2002          | .227        | 22         | 0         | 5         | 0        | 0        | 0        | 1         | 1         | 0        | 1         | 6          |
| 2003          | .200        | 20         | 1         | 4         | 0        | 0        | 0        | 0         | 5         | 0        | 2         | 7          |
| 2004          | .143        | 21         | 0         | 3         | 0        | 0        | 0        | 2         | 2         | 0        | 0         | 8          |
| 2005          | .091        | 22         | 1         | 2         | 0        | 0        | 0        | 0         | 2         | 0        | 0         | 5          |
| 2006          | .105        | 19         | 1         | 2         | 0        | 0        | 0        | 1         | 3         | 0        | 1         | 10         |
| 2007          | .080        | 25         | 2         | 2         | 1        | 1        | 0        | 1         | 5         | 0        | 1         | 5          |
| 2008          | .316        | 19         | 2         | 6         | 1        | 0        | 0        | 3         | 5         | 0        | 0         | 5          |
| 2009          | .000        | 21         | 0         | 0         | 0        | 0        | 0        | 0         | 5         | 0        | 1         | 10         |
| 2010          | .176        | 17         | 0         | 3         | 0        | 0        | 0        | 0         | 5         | 0        | 0         | 9          |
| 2011          | .150        | 20         | 0         | 3         | 1        | 0        | 0        | 1         | 0         | 0        | 1         | 7          |
| 2012          | .053        | 19         | 1         | 1         | 0        | 0        | 0        | 1         | 1         | 0        | 1         | 11         |
| 2013          | .046        | 22         | 0         | 1         | 0        | 0        | 0        | 0         | 4         | 0        | 0         | 12         |
| <b>TOTALS</b> | <b>.147</b> | <b>333</b> | <b>12</b> | <b>49</b> | <b>7</b> | <b>1</b> | <b>0</b> | <b>13</b> | <b>42</b> | <b>0</b> | <b>11</b> | <b>131</b> |

#### TEAM RECORDS

|                            |       |                                     |
|----------------------------|-------|-------------------------------------|
| Fastest Win                | ..... | 3-0, 6/17-19/11 vs. SD              |
| Fastest Sweep of Minnesota | ..... | 0-3, 5/20-22/13 at ATL              |
| Largest Margin, Victory    | ..... | 12 runs, 3x, 5/21/10 vs. MIL (15-3) |
| Largest Margin, Defeat     | ..... | 15 runs, 6/27/11 vs. LAD (0-15)     |
| Most Runs Scored           | ..... | 16, 5/20/06 at MIL                  |
| Most Runs Allowed          | ..... | 16, 5/20/12 at MIL                  |
| Twins Home Record          | ..... | 92-58                               |
| Twins Road Record          | ..... | 73-79                               |
| Winning Streak             | ..... | 12, 6/22/06-5/19/07                 |
| Losing Streak              | ..... | 6, 6/22-27/11                       |

### INDIVIDUAL HIGHS

#### PITCHING

|                    |       |                            |
|--------------------|-------|----------------------------|
| WINS, Career       | ..... | 16, Santana                |
| Season             | ..... | 5, Liriano, (2006)         |
| LOSSES, Career     | ..... | 11, Radke                  |
| Season             | ..... | 4, Radke (2005)            |
| SAVES, Career      | ..... | 27, Nathan                 |
| Season             | ..... | 6, 6x, last Perkins (2013) |
| STRIKEOUTS, Career | ..... | 191, Santana               |
| Season             | ..... | 43, Liriano (2006)         |

#### HITTING

|                               |       |                            |
|-------------------------------|-------|----------------------------|
| AVERAGE (min. 150 PA), Career | ..... | .350, Young                |
| Season                        | ..... | .492, Mauer (2006)         |
| HITS, Career                  | ..... | 193, Mauer                 |
| Season                        | ..... | 30, Mauer (2006)           |
| HR, Career                    | ..... | 29, Hunter                 |
| Season                        | ..... | 9, Plouffe (2012)          |
| RBI, Career                   | ..... | 107, Morneau               |
| Season                        | ..... | 20, Cuddyer/Morneau (2006) |

# MINOR LEAGUES


2 0 1 3 M I N N E S O T A T W I N S S E A S O N S U M M A R Y



## BYRON BUXTON AND ANDREW ALBERS NAMED 2013 TWINS MINOR LEAGUE PLAYER AND PITCHER OF THE YEAR

Outfielder **Byron Buxton** was named the 2013 Sherry Robertson Award winner as the Twins Minor League Player of the Year and left-handed pitcher Andrew Albers was named the 2013 Jim Rantz Award winner as the Twins Minor League Pitcher of the Year.

Buxton, 19, began the season at Single-A Cedar Rapids and hit .341 (92-for-270) with 15 doubles, 10 triples, eight home runs, 55 RBI, 68 runs scored, 32 steals and 44 walks in 68 games with the Kernels. He was promoted to Single-A Ft. Myers on June 24 and hit .326 (71-for-218) with four doubles, eight triples, four home runs, 22 RBI, 41 runs scored, 23 steals and 32 walks in 57 games with the Miracle. He combined to bat .334 (163-for-488) with 19 doubles, 18 triples, 12 home runs, 77 RBI, 109 runs scored and 55 stolen bases in 125 games this season.



The Baxley, Ga. native led the minor leagues in triples, ranked second in runs scored and 12th in stolen bases. He was named Midwest League MVP as well as the top minor league prospect at midseason and Minor League Player of the Year by *Baseball America*, the second Twin to win the honor after Joe Mauer earned the award in 2003. Buxton was the Twins first round (2nd overall) selection in the 2012 First-Year Player Draft from Appling County (Ga.) High School.

Albers, 27, began the season at Triple-A Rochester and went 11-5, 2.86 ERA (132.1 IP, 42 ER), allowing 124 hits with 32 walks, 116 strikeouts and three complete games (one shutout) in 22 starts. He had his contract purchased by Minnesota in August and went 2-5, 4.05 ERA (60.0 IP, 27 ER), allowing 64 hits with seven walks and 25 strikeouts in 10 starts, including 17.1 scoreless innings to begin his career, setting a Twins record by a starter.



The 6-foot-1, 201-pounder was named to the Triple-A All-Star game in 2013. At the time of his promotion to Minnesota, he ranked first in the International League in strikeouts, tied for second in wins, third in innings pitched and fifth in ERA. The Battleford, Saskatchewan native was signed by the Twins as a minor league free agent March 11, 2011 and was originally drafted in the 10th round of the 2008 First-Year Player Draft by the San Diego Padres. Albers becomes the 12th winner of this award.

The Sherry Robertson Award, named in honor of the Twins first farm director, was established in 1970 to recognize the Twins top minor league performer each season. Beginning in 2002, the award began recognizing the Twins Minor League Player of the Year while an additional award was created to recognize the Twins Minor League Pitcher of the Year. This award was named in honor of former Twins Minor League Director and Twins Hall of Famer, Jim Rantz.

### SHERRY ROBERTSON AWARD

| YEAR | PLAYER         | POS | YEAR | PLAYER            | POS   |
|------|----------------|-----|------|-------------------|-------|
| 1970 | Mark Wiley     | P   | 1994 | LaTroy Hawkins    | P     |
| 1971 | Steve Brye     | OF  | 1995 | Javier Valentin   | C     |
| 1972 | Tom Smithson   | C   | 1996 | Todd Walker       | 3B-2B |
| 1973 | Craig Kusick   | 1B  | 1997 | David Ortiz       | 1B    |
| 1974 | Butch Wynegar  | C   | 1998 | Doug Mientkiewicz | 1B    |
| 1975 | Steve Luebber  | P   | 1999 | Michael Restovich | OF    |
| 1976 | Dan Graham     | C   | 2000 | John Barnes       | OF    |
| 1977 | Greg Field     | P   | 2001 | Michael Cuddyer   | 3B    |
| 1978 | Steve Douglas  | OF  | 2002 | Lew Ford          | OF    |
| 1979 | Steve Green    | P   | 2003 | Joe Mauer         | C     |
| 1980 | Bob Konopa     | P   | 2004 | Jason Kubel       | OF    |
| 1981 | Kent Hrbek     | 1B  | 2005 | David Winfree     | 3B    |
| 1982 | Jeff Reed      | C   | 2006 | Alexi Casilla     | IF    |
| 1983 | Tim Lincecum   | 2B  | 2007 | Brian Buscher     | 3B    |
| 1984 | Curt Wardle    | P   | 2008 | Ben Revere        | OF    |
| 1985 | Mark Davidson  | OF  | 2009 | Ben Revere        | OF    |
| 1986 | Gene Larkin    | 1B  | 2010 | Joe Benson        | OF    |
| 1987 | Mike Dyer      | P   | 2011 | Brian Dozier      | SS    |
| 1988 | Pete Delkus    | P   | 2012 | Oswaldo Arcia     | OF    |
| 1989 | Paul Sorrento  | 1B  | 2013 | Byron Buxton      | OF    |
| 1990 | Denny Neagle   | P   |      |                   |       |
| 1991 | Pat Mahomes    | P   |      |                   |       |
| 1992 | Marty Cordova  | OF  |      |                   |       |
| 1993 | LaTroy Hawkins | P   |      |                   |       |

### JIM RANTZ AWARD

| YEAR | PLAYER            | POS |
|------|-------------------|-----|
| 2002 | J.D. Durbin       | RHP |
| 2003 | Jesse Crain       | RHP |
| 2004 | Scott Baker       | RHP |
| 2005 | Francisco Liriano | LHP |
| 2006 | Matt Garza        | RHP |
| 2007 | Kevin Slowey      | RHP |
| 2008 | Anthony Slama     | RHP |
| 2009 | David Bromberg    | RHP |
| 2010 | Kyle Gibson       | RHP |
| 2011 | Liam Hendriks     | RHP |
| 2012 | B.J. Hermsen      | RHP |
| 2013 | Andrew Albers     | LHP |

## MINOR LEAGUE RECAP

### ROCHESTER (77-67, Triple-A, International League) --



The Red Wings clinched their first playoff berth since 2006 by finishing 77-67 and securing a wild card spot, winning the tiebreaker against the Norfolk Tides. Red Wing hitters finished second in the league in runs scored (669), RBI (624) and on-base percentage (.339), along with finishing first in walks (561). Red Wing pitchers led the league in saves (46) and complete games (12), but finished last in ERA (4.21), runs allowed (664) and strikeouts (983). Andrew Albers (LHP) and Chris Colabello (1B) represented the Red Wings in the Triple-A All-Star Game. Colabello was named International League Most Valuable Player and Rookie of the Year after leading the league in batting average (.352), on-base percentage (.427) and slugging percentage (.639), while hitting 24 home runs and driving in 76 runs. Albers led the pitching staff, going 11-5 with a 2.86 ERA (132.1 IP, 42 ER) in 22 starts.

### NEW BRITAIN (66-76, Double-A, Eastern League) --



The Rock Cats finished fifth in the Eastern Division after going 66-76. Rock Cats hitters finished with 112 home runs and drove in 595 runs, good for fourth in the Eastern League, while the pitching staff finished last in hits allowed (1,282). Josmil Pinto (C), Danny Santana (SS), Daniel Ortiz (OF), A.J. Achter (RHP), Edgar Ibarra (LHP) and Trevor May (RHP) were named to the Eastern Division All-Star team, hosted by the Rock Cats at New Britain Stadium. Third baseman Miguel Sano was promoted to the Rock Cats on June 9 and hit .236 with 19 home runs and 55 RBI in 67 games. Sano combined for 35 home runs and 103 RBI between the two levels. Catcher Josmil Pinto finished second in the league in batting average (.308) and third in on-base percentage (.411). Shortstop

Danny Santana led the league with 160 hits while hitting .297 in 131 games. Right-hander Trevor May led the league in strikeouts (159) and shutouts (2), finished fifth in innings pitched (151.2) and led the team in wins (9).

### FT. MYERS (79-56, High-A, Florida State League) --



The Miracle clinched a playoff berth for the first time since 2009 after securing the South Division title with a first half record of 45-22. The Miracle ended the campaign with an overall record of 79-56. At the plate, Miracle hitters led the league in a handful of categories, including: batting average (.271), hits (1,210), runs scored (653), home runs (96), RBI (585), on-base percentage (.345) and slugging percentage (.404). The Miracle pitching staff finished second in the league in ERA (3.46), but gave up the most home runs (87). Matt Koch (C), Miguel Sano (3B), Kennys Vargas (1B), Zach Jones (RHP), Taylor Rogers (LHP) and Corey Williams (LHP)

were named to the South Division All-Star team. Before his promotion to Double-A on June 9, Miguel Sano hit .330 with 16 home runs and 48 RBI in 56 games. Outfielder Byron Buxton was promoted to Ft. Myers on June 23 and hit .326 with eight triples, four home runs, 22 RBI with an on-base percentage of .415 in 57 games. Buxton and Sano represented the Twins at the MLB All-Star Futures Game in New York City. First baseman Kennys Vargas led the league in RBI (93) and tied for second in home runs (19). Right-hander Matt Summers led the league in ERA (2.47) while left-hander Taylor Rogers led the league in complete games (3), finished second in ERA (2.55) and led the team in wins (11). Manager Doug Mientkiewicz was named FSL Manager of the Year. Koch, Rogers and Vargas were also named to the FSL Postseason All-Star team.

### CEDAR RAPIDS (88-50, Low-A, Midwest League) --



The Kernels finished the regular season with a 88-50 record and captured a trip to the postseason where they were swept in a three-game series by the Quad Cities River Bandits. At the plate, the Kernels led the league in RBI (692), on-base percentage (.346), slugging percentage (.413) and finished second in batting average (.267) and home runs (108). Eight Kernels were named to the MWL All-Star team, including: Jose Berrios (RHP), Byron Buxton (OF), Niko Goodrum (SS), Steve Gruver (RHP), Travis Harrison (3B), Dalton Hicks (1B), Jorge Polanco (2B) and Adam Brett Walker (OF). Outfielder Byron Buxton was named the league's Most Valuable Player and Prospect of the Year after hitting .341 with eight home runs, 15 doubles, 10 triples, 55 RBI and 32 stolen bases in

68 games. Outfielder Adam Brett Walker led the league in home runs (27) and RBI (109). Left-hander Mason Melotakis led the team with 11 wins and left-hander Brett Lee finished third in the league in ERA (2.95). Buxton, Hicks and Walker were also named to the MWL Postseason All-Star team.

### ELIZABETHTON (37-31, Rookie Advanced, Appalachian League) --



The E-Twins ended the 2013 campaign with a third place finish and a 37-31 record in the Appalachian League West Division. On the mound, the Elizabethton staff led the league in ERA (3.10), strikeouts (626), runs allowed (248) and home runs allowed (22). Twins hitters finished fourth in the league in batting average (.253), stolen bases (62) and triples (22). Outfielder Zack Granite was named to the Appalachian League All-Star team after hitting .285 with four doubles, five triples, 24 RBI and 14 stolen bases in 61 games. Along with a 21-game on-base streak, Granite ranked tied for second in the league in hits (69), tied for third in stolen bases (14) and fifth in runs scored (39). Right-hander Felix Jorge threw 61.0 innings and finished third in the league in strikeouts (72).

### GCL TWINS (28-32, Rookie, Gulf Coast League) --

The GCL Twins finished with a 28-32 record, good for third place in the Gulf Coast League South Division. The pitching staff allowed the least home runs in the league (9), along with finishing second in strikeouts (520) and third in ERA (2.94). At the plate, the Twins finished with the second lowest batting average in the league (.227), despite having the second lowest strikeout total in the league (397). They also finished third in triples (25) and home runs (25). Shortstop Amaury Minier tied for the league lead with six home runs and left-hander Lewis Thorpe led the league in strikeouts (64). Thorpe also led the team with four wins, posting a 2.05 ERA (44.0 IP, 10 ER). Outfielder Chad Christensen had an 11-game hit streak from July 2-22.

### DSL TWINS (36-33, Rookie, Dominican Summer League) --

The DSL Twins finished fourth in the Boca Chica Baseball City Division, 10 games behind division leader, DSL Giants. The DSL Twins led the league in stolen bases with 161 in 69 games. Outfielder Dubal Baez finished seventh in the league with a .335 batting average in 57 games. Baez also stole 27 bases and compiled a .447 on-base percentage. Outfielder Francis Mateo and third baseman Rafael Valera tied for the team lead with 28 RBI. Right-hander Wilfredo Liranzo led the DSL Twins with 62 strikeouts in 41.0 innings, finishing 3-4 with a 3.07 ERA (41.0 IP, 14 ER) in 16 games.

# TRIPLE-A ROCHESTER



## ROCHESTER RED WINGS

International League - AAA (11th year)

## GENE GLYNN

MANAGER

Named manager  
12/1/11, replacing  
Tom Nieto



ONE MORRIE SILVER WAY  
ROCHESTER, NEW YORK 14608  
(585) 454-1001  
FAX: (585) 454-1056

Red Wings 2013 Record ..... 77-67 (2nd place)

|                                      |                |
|--------------------------------------|----------------|
| President/CEO.....                   | Naomi Silver   |
| General Manager.....                 | Dan Mason      |
| Media Relations.....                 | Tim Doohan     |
| Stadium.....                         | Frontier Field |
| Capacity.....                        | 10,840         |
| Manager.....                         | Gene Glynn     |
| Pitching Coach.....                  | Marty Mason    |
| Hitting Coach.....                   | Tim Doherty    |
| Trainer.....                         | Larry Benness  |
| Strength and Conditioning Coach..... | Jon Cioffi     |

## 2013 FINAL STATISTICS

| PLAYER             | AVG         | G          | AB          | R          | H           | 2B         | 3B        | HR         | RBI        | SF        | SH        | HB        | BB         | SO          | SB        | CS        | E         | OBP         |
|--------------------|-------------|------------|-------------|------------|-------------|------------|-----------|------------|------------|-----------|-----------|-----------|------------|-------------|-----------|-----------|-----------|-------------|
| Arcia, Oswaldo     | .251        | 78         | 279         | 26         | 70          | 15         | 2         | 10         | 32         | 0         | 0         | 3         | 20         | 92          | 1         | 2         | 1         | .308        |
| Bernier, Doug      | .245        | 23         | 49          | 9          | 12          | 3          | 0         | 0          | 5          | 0         | 2         | 1         | 7          | 13          | 2         | 1         | 0         | .351        |
| Butera, Drew       | .000        | 2          | 3           | 0          | 0           | 0          | 0         | 0          | 0          | 0         | 0         | 0         | 0          | 1           | 0         | 0         | 0         | .000        |
| Carroll, Jamey     | .230        | 58         | 191         | 21         | 44          | 6          | 0         | 0          | 9          | 0         | 1         | 1         | 13         | 35          | 2         | 0         | 2         | .283        |
| Colabello, Chris   | .202        | 38         | 119         | 11         | 24          | 2          | 0         | 6          | 13         | 0         | 0         | 1         | 12         | 44          | 0         | 1         | 1         | .280        |
| Doumit, Ryan       | .239        | 115        | 415         | 39         | 99          | 23         | 1         | 11         | 49         | 4         | 0         | 1         | 43         | 82          | 1         | 0         | 3         | .309        |
| Dozier, Brian      | .245        | 123        | 465         | 64         | 114         | 30         | 4         | 17         | 60         | 4         | 3         | 5         | 43         | 96          | 10        | 6         | 4         | .313        |
| Escobar, Eduardo   | .214        | 55         | 131         | 20         | 28          | 2          | 2         | 3          | 9          | 1         | 1         | 0         | 10         | 23          | 0         | 1         | 4         | .268        |
| Florimon, Pedro    | .224        | 112        | 343         | 39         | 77          | 14         | 0         | 8          | 39         | 3         | 5         | 2         | 27         | 95          | 13        | 5         | 12        | .283        |
| Herrmann, Chris    | .225        | 43         | 120         | 12         | 27          | 7          | 0         | 4          | 17         | 0         | 3         | 0         | 15         | 40          | 0         | 1         | 1         | .311        |
| Hicks, Aaron       | .192        | 81         | 281         | 37         | 54          | 11         | 3         | 8          | 27         | 2         | 4         | 2         | 24         | 84          | 9         | 3         | 0         | .259        |
| Mastroianni, Darin | .250        | 13         | 28          | 2          | 7           | 2          | 0         | 0          | 4          | 1         | 2         | 0         | 1          | 6           | 2         | 1         | 0         | .267        |
| Mauer, Joe         | .324        | 113        | 445         | 62         | 144         | 35         | 0         | 11         | 47         | 2         | 0         | 0         | 61         | 89          | 0         | 1         | 3         | .404        |
| Morneau, Justin    | .259        | 127        | 495         | 56         | 128         | 32         | 0         | 17         | 74         | 5         | 0         | 6         | 37         | 98          | 0         | 0         | 3         | .315        |
| Parmelee, Chris    | .223        | 83         | 242         | 19         | 54          | 12         | 0         | 8          | 20         | 3         | 0         | 2         | 27         | 66          | 1         | 1         | 2         | .303        |
| Pinto, Josmil      | .667        | 2          | 9           | 3          | 6           | 2          | 0         | 0          | 1          | 0         | 0         | 0         | 1          | 2           | 0         | 0         | 1         | .700        |
| Plouffe, Trevor    | .245        | 105        | 387         | 38         | 95          | 19         | 1         | 14         | 45         | 3         | 1         | 6         | 28         | 91          | 2         | 1         | 11        | .304        |
| Presley, Alex      | .357        | 3          | 14          | 3          | 5           | 1          | 0         | 0          | 2          | 0         | 0         | 0         | 2          | 4           | 0         | 2         | 0         | .438        |
| Ramirez, Wilkin    | .272        | 35         | 81          | 5          | 22          | 6          | 1         | 0          | 6          | 1         | 0         | 1         | 3          | 23          | 0         | 0         | 0         | .302        |
| Thomas, Clete      | .229        | 77         | 262         | 36         | 60          | 14         | 0         | 4          | 13         | 0         | 1         | 1         | 27         | 80          | 1         | 3         | 3         | .303        |
| Willingham, Josh   | .207        | 95         | 338         | 38         | 70          | 19         | 0         | 12         | 45         | 2         | 0         | 14        | 56         | 110         | 1         | 0         | 0         | .341        |
| <b>Totals</b>      | <b>.242</b> | <b>137</b> | <b>4716</b> | <b>540</b> | <b>1141</b> | <b>255</b> | <b>14</b> | <b>133</b> | <b>517</b> | <b>31</b> | <b>27</b> | <b>46</b> | <b>457</b> | <b>1185</b> | <b>45</b> | <b>29</b> | <b>61</b> | <b>.313</b> |

| PITCHER            | W         | L         | ERA         | G          | GS         | CG        | SH        | SV        | IP            | H           | R          | ER         | HR         | HB        | BB         | SO         | WP        | BK       | BAA         |
|--------------------|-----------|-----------|-------------|------------|------------|-----------|-----------|-----------|---------------|-------------|------------|------------|------------|-----------|------------|------------|-----------|----------|-------------|
| Achter, A.J.       | 1         | 2         | 3.04        | 16         | 0          | 0         | 0         | 1         | 23.2          | 17          | 9          | 8          | 4          | 0         | 14         | 20         | 0         | 0        | .198        |
| Albers, Andrew     | 11        | 5         | 2.86        | 22         | 22         | 3         | 1         | 0         | 132.1         | 124         | 46         | 42         | 14         | 0         | 32         | 116        | 0         | 1        | .251        |
| Blackburn, Nick    | 0         | 1         | 10.80       | 1          | 1          | 0         | 0         | 0         | 5.0           | 10          | 6          | 6          | 2          | 0         | 0          | 0          | 0         | 0        | .455        |
| Darnell, Logan     | 4         | 4         | 4.26        | 12         | 11         | 0         | 0         | 0         | 57.0          | 63          | 33         | 27         | 5          | 4         | 22         | 43         | 4         | 0        | .292        |
| Dean, Pat          | 3         | 2         | 2.03        | 6          | 6          | 0         | 0         | 0         | 40.0          | 38          | 14         | 9          | 0          | 1         | 5          | 22         | 0         | 0        | .253        |
| Deduno, Samuel     | 0         | 0         | 2.70        | 3          | 3          | 0         | 0         | 0         | 16.2          | 14          | 6          | 5          | 1          | 0         | 10         | 17         | 2         | 0        | .237        |
| De Vries, Cole     | 3         | 4         | 7.02        | 10         | 10         | 0         | 0         | 0         | 50.0          | 77          | 40         | 39         | 6          | 1         | 13         | 24         | 3         | 1        | .358        |
| Diamond, Scott     | 4         | 0         | 2.41        | 6          | 6          | 1         | 1         | 0         | 41.0          | 33          | 13         | 11         | 4          | 0         | 9          | 19         | 0         | 0        | .217        |
| Dinkelmann, Brian  | 0         | 0         | 0.00        | 1          | 0          | 0         | 0         | 0         | 1.0           | 0           | 0          | 0          | 0          | 0         | 0          | 0          | 0         | 0        | .000        |
| Eppley, Cody       | 2         | 0         | 4.88        | 22         | 0          | 0         | 0         | 0         | 24.0          | 23          | 13         | 13         | 0          | 0         | 13         | 20         | 0         | 0        | .253        |
| Eppley, Cody       | 4         | 2         | 6.49        | 41         | 0          | 0         | 0         | 0         | 43.0          | 53          | 31         | 31         | 1          | 2         | 28         | 39         | 1         | 0        | .310        |
| Gibson, Kyle       | 7         | 5         | 2.92        | 17         | 17         | 2         | 2         | 0         | 101.2         | 85          | 36         | 33         | 5          | 0         | 33         | 87         | 3         | 0        | .227        |
| Hendriks, Liam     | 4         | 8         | 4.67        | 16         | 16         | 1         | 0         | 0         | 98.1          | 115         | 56         | 51         | 9          | 3         | 15         | 62         | 2         | 0        | .294        |
| Hernandez, Pedro   | 2         | 2         | 4.50        | 8          | 7          | 1         | 0         | 0         | 46.0          | 53          | 28         | 23         | 8          | 1         | 12         | 33         | 0         | 0        | .290        |
| Ibarra, Edgar      | 1         | 0         | 1.96        | 16         | 0          | 0         | 0         | 0         | 18.1          | 9           | 4          | 4          | 1          | 1         | 5          | 14         | 0         | 0        | .150        |
| Lanigan, Bobby     | 0         | 0         | 0.00        | 1          | 0          | 0         | 0         | 1         | 0.2           | 0           | 0          | 0          | 0          | 0         | 0          | 1          | 0         | 0        | .000        |
| Martin, Blake      | 0         | 0         | 4.02        | 12         | 0          | 0         | 0         | 0         | 15.2          | 12          | 7          | 7          | 6          | 0         | 12         | 15         | 0         | 0        | .218        |
| Martis, Shairon    | 2         | 4         | 4.26        | 42         | 3          | 0         | 11        | 80.1      | 68            | 39          | 38         | 8          | 0          | 31        | 65         | 6          | 0         | 0        | .227        |
| Mitchell, Jermaine | 0         | 0         | 8.10        | 2          | 0          | 0         | 0         | 0         | 3.1           | 4           | 3          | 3          | 0          | 0         | 3          | 0          | 0         | 0        | .308        |
| Mitchell, Jermaine | 0         | 0         | 8.10        | 2          | 0          | 0         | 0         | 0         | 3.1           | 4           | 3          | 3          | 0          | 0         | 3          | 0          | 0         | 0        | .308        |
| O'Connor, Michael  | 0         | 1         | 4.86        | 13         | 0          | 0         | 0         | 0         | 16.2          | 23          | 10         | 9          | 0          | 0         | 6          | 17         | 0         | 1        | .343        |
| Olmedo, Ray        | 0         | 0         | 0.00        | 1          | 0          | 0         | 0         | 0         | 0.2           | 0           | 0          | 0          | 0          | 0         | 0          | 0          | 0         | 0        | .000        |
| Perdomo, Luis      | 5         | 4         | 5.95        | 45         | 0          | 0         | 0         | 6         | 65.0          | 67          | 48         | 43         | 9          | 5         | 43         | 59         | 5         | 1        | .263        |
| Perez, Rafael      | 1         | 0         | 2.25        | 4          | 0          | 0         | 0         | 0         | 4.0           | 2           | 1          | 1          | 1          | 0         | 3          | 2          | 0         | 0        | .154        |
| Pugh, Bruce        | 0         | 0         | 19.80       | 5          | 0          | 0         | 0         | 0         | 5.0           | 14          | 11         | 11         | 1          | 0         | 3          | 1          | 1         | 1        | .538        |
| Robertson, Tyler   | 2         | 0         | 3.05        | 21         | 0          | 0         | 0         | 1         | 20.2          | 22          | 7          | 7          | 0          | 0         | 16         | 20         | 1         | 0        | .289        |
| Slama, Anthony     | 0         | 4         | 13.50       | 14         | 0          | 0         | 0         | 2         | 13.1          | 16          | 21         | 20         | 2          | 1         | 14         | 9          | 1         | 0        | .302        |
| Thielbar, Caleb    | 1         | 1         | 3.76        | 17         | 0          | 0         | 0         | 1         | 26.1          | 27          | 13         | 11         | 1          | 1         | 8          | 34         | 2         | 0        | .260        |
| Thompson, Aaron    | 3         | 2         | 3.48        | 31         | 1          | 0         | 0         | 6         | 44.0          | 49          | 20         | 17         | 3          | 1         | 13         | 42         | 3         | 0        | .285        |
| Jonkin, Michael    | 1         | 2         | 4.41        | 30         | 0          | 0         | 0         | 14        | 32.2          | 33          | 18         | 16         | 3          | 1         | 8          | 36         | 0         | 0        | .256        |
| Jurpen, Daniel     | 2         | 0         | 6.93        | 21         | 0          | 0         | 0         | 1         | 24.2          | 34          | 24         | 19         | 6          | 2         | 13         | 19         | 2         | 1        | .337        |
| Vasquez, Virgil    | 4         | 7         | 4.41        | 23         | 13         | 0         | 1         | 87.2      | 100           | 47          | 43         | 12         | 6          | 19        | 60         | 2          | 0         | 0        | .288        |
| Walters, P.J.      | 7         | 5         | 4.18        | 19         | 19         | 1         | 1         | 0         | 103.1         | 110         | 54         | 48         | 5          | 8         | 46         | 82         | 6         | 0        | .278        |
| Wood, Tim          | 1         | 1         | 6.75        | 7          | 0          | 0         | 0         | 1         | 8.0           | 9           | 6          | 6          | 1          | 0         | 5          | 9          | 0         | 1        | .273        |
| Worley, Vance      | 6         | 3         | 3.88        | 9          | 9          | 3         | 1         | 0         | 58.0          | 65          | 31         | 25         | 3          | 1         | 17         | 34         | 1         | 0        | .281        |
| <b>Totals</b>      | <b>77</b> | <b>67</b> | <b>4.21</b> | <b>144</b> | <b>144</b> | <b>12</b> | <b>10</b> | <b>46</b> | <b>1265.0</b> | <b>1316</b> | <b>664</b> | <b>592</b> | <b>120</b> | <b>37</b> | <b>447</b> | <b>983</b> | <b>44</b> | <b>7</b> | <b>.270</b> |

# DOUBLE-A NEW BRITAIN

## NEW BRITAIN ROCK CATS

Eastern League - AA (19th year)

Rock Cats 2013 Record .....66-76 (5th place)

President & General Manager.....John Willis  
 Media Relations.....Jeff Dooley  
 Stadium.....New Britain Stadium  
 Capacity.....6,146  
 Manager.....Jeff Smith  
 Pitching Coach.....Stu Cliburn  
 Hitting Coach.....Chad Allen  
 Trainer.....Chris Johnson  
 Strength and Conditioning Coach.....Tyler Donahue

## JEFF SMITH

MANAGER

Named manager

10/21/09, replacing

Tom Nieto



P.O. Box 1718,  
 NEW BRITAIN, CT 06050  
 (860) 224-8383  
 FAX: (860) 225-6267

## 2013 FINAL STATISTICS

| PLAYER              | AVG         | G          | AB          | R          | H           | 2B         | 3B        | HR         | RBI        | SF        | SH        | HB        | BB         | SO          | SB        | CS        | E          | OBP         |
|---------------------|-------------|------------|-------------|------------|-------------|------------|-----------|------------|------------|-----------|-----------|-----------|------------|-------------|-----------|-----------|------------|-------------|
| Beresford, James    | .316        | 45         | 158         | 21         | 50          | 5          | 0         | 0          | 19         | 3         | 4         | 2         | 14         | 22          | 5         | 0         | 4          | .373        |
| Bigley, Evan        | .216        | 50         | 190         | 22         | 41          | 9          | 1         | 2          | 25         | 3         | 0         | 2         | 11         | 58          | 0         | 2         | 0          | .262        |
| Boyer, Brad         | .244        | 11         | 41          | 5          | 10          | 2          | 0         | 0          | 5          | 0         | 1         | 0         | 6          | 7           | 2         | 1         | 1          | .340        |
| Christian, Jason    | .189        | 23         | 53          | 6          | 10          | 2          | 2         | 0          | 4          | 0         | 1         | 0         | 6          | 18          | 2         | 2         | 4          | .271        |
| Farris, Eric        | .500        | 1          | 2           | 1          | 1           | 0          | 0         | 0          | 0          | 0         | 0         | 0         | 1          | 1           | 0         | 1         | 0          | .667        |
| Garcia, Harold      | .217        | 7          | 23          | 3          | 5           | 0          | 0         | 2          | 5          | 0         | 0         | 3         | 0          | 5           | 0         | 0         | 0          | .308        |
| Goncalves, Jhon     | .196        | 31         | 97          | 12         | 19          | 5          | 1         | 2          | 9          | 1         | 2         | 2         | 9          | 27          | 1         | 0         | 2          | .275        |
| Hanson, Nate        | .253        | 101        | 367         | 47         | 93          | 22         | 3         | 7          | 47         | 5         | 3         | 6         | 38         | 60          | 1         | 0         | 7          | .329        |
| Knudsen, Kyle       | .295        | 28         | 88          | 8          | 26          | 5          | 0         | 0          | 12         | 1         | 0         | 3         | 10         | 13          | 0         | 0         | 1          | .382        |
| Lehmann, Danny      | .273        | 9          | 22          | 4          | 6           | 0          | 0         | 1          | 3          | 1         | 0         | 1         | 3          | 7           | 0         | 0         | 1          | .370        |
| Morales, Angel      | .169        | 57         | 166         | 20         | 28          | 6          | 1         | 5          | 16         | 3         | 1         | 2         | 12         | 63          | 3         | 1         | 2          | .230        |
| Ortiz, Daniel       | .258        | 133        | 484         | 63         | 125         | 27         | 4         | 12         | 60         | 4         | 2         | 4         | 27         | 88          | 1         | 4         | 9          | .301        |
| Parraz, Jordan      | .261        | 74         | 241         | 36         | 63          | 11         | 0         | 11         | 33         | 1         | 1         | 7         | 25         | 53          | 5         | 1         | 1          | .347        |
| Pettersen, Adam     | .150        | 49         | 120         | 13         | 18          | 4          | 0         | 0          | 5          | 0         | 3         | 7         | 17         | 17          | 3         | 2         | 3          | .292        |
| Pettit, Chris       | .129        | 18         | 62          | 10         | 8           | 4          | 0         | 0          | 5          | 1         | 1         | 2         | 5          | 17          | 1         | 1         | 0          | .214        |
| Pinto, Josmil       | .308        | 107        | 386         | 59         | 119         | 23         | 1         | 14         | 68         | 0         | 0         | 3         | 64         | 71          | 0         | 2         | 5          | .411        |
| Ramirez, Wilkin     | .172        | 7          | 29          | 3          | 5           | 1          | 0         | 0          | 0          | 0         | 0         | 0         | 2          | 6           | 1         | 0         | 0          | .226        |
| Richardson, Antwan  | .336        | 33         | 119         | 26         | 40          | 6          | 1         | 0          | 14         | 1         | 7         | 5         | 22         | 25          | 14        | 5         | 1          | .456        |
| Rodriguez, Reynaldo | .231        | 121        | 415         | 70         | 96          | 33         | 4         | 21         | 57         | 7         | 0         | 3         | 44         | 108         | 5         | 4         | 8          | .305        |
| Rohlfing, Dan       | .253        | 86         | 289         | 31         | 73          | 13         | 1         | 1          | 30         | 1         | 2         | 3         | 34         | 76          | 0         | 0         | 6          | .336        |
| Romero, Deibinson   | .355        | 8          | 31          | 6          | 11          | 2          | 0         | 3          | 6          | 0         | 0         | 0         | 4          | 7           | 0         | 0         | 0          | .429        |
| Rosario, Jordan     | .284        | 70         | 289         | 40         | 82          | 19         | 3         | 4          | 38         | 2         | 1         | 0         | 21         | 67          | 7         | 4         | 10         | .330        |
| Sano, Miguel        | .236        | 67         | 233         | 35         | 55          | 15         | 3         | 19         | 55         | 3         | 0         | 4         | 36         | 81          | 2         | 1         | 12         | .344        |
| Santana, Danny      | .297        | 131        | 539         | 66         | 160         | 22         | 10        | 2          | 45         | 5         | 11        | 8         | 24         | 94          | 30        | 13        | 32         | .333        |
| Smith, Curt         | .231        | 45         | 147         | 17         | 34          | 8          | 0         | 4          | 19         | 3         | 2         | 4         | 12         | 45          | 0         | 0         | 2          | .301        |
| Sobolewski, Mark    | .165        | 33         | 121         | 12         | 20          | 4          | 0         | 2          | 15         | 2         | 0         | 2         | 9          | 37          | 0         | 0         | 13         | .231        |
| Turner, Stuart      | .500        | 1          | 4           | 1          | 2           | 0          | 0         | 0          | 0          | 0         | 0         | 0         | 0          | 1           | 0         | 0         | 0          | .500        |
| <b>Totals</b>       | <b>.254</b> | <b>142</b> | <b>4716</b> | <b>637</b> | <b>1200</b> | <b>248</b> | <b>35</b> | <b>112</b> | <b>595</b> | <b>47</b> | <b>42</b> | <b>73</b> | <b>456</b> | <b>1074</b> | <b>83</b> | <b>44</b> | <b>135</b> | <b>.327</b> |

| PITCHER          | W         | L         | ERA         | G          | CG         | CS       | SH        | SV        | IP            | H           | R          | ER         | HR         | HB        | BB         | SO          | WP        | BK        | BAA         |
|------------------|-----------|-----------|-------------|------------|------------|----------|-----------|-----------|---------------|-------------|------------|------------|------------|-----------|------------|-------------|-----------|-----------|-------------|
| Achter, A.J.     | 2         | 0         | 2.21        | 25         | 0          | 0        | 0         | 3         | 36.2          | 28          | 10         | 9          | 3          | 1         | 19         | 36          | 3         | 1         | .209        |
| Baxendale, DJ    | 5         | 7         | 5.63        | 16         | 1          | 0        | 0         | 0         | 92.2          | 110         | 65         | 58         | 13         | 2         | 22         | 64          | 6         | 1         | .293        |
| Blackburn, Nick  | 0         | 1         | 5.06        | 2          | 2          | 0        | 0         | 0         | 10.2          | 10          | 6          | 6          | 0          | 1         | 3          | 4           | 0         | 1         | .270        |
| Darnell, Logan   | 6         | 6         | 2.61        | 15         | 15         | 1        | 1         | 0         | 96.2          | 96          | 34         | 28         | 4          | 8         | 23         | 77          | 7         | 0         | .263        |
| Davies, Kyle     | 3         | 0         | 3.49        | 6          | 6          | 0        | 0         | 0         | 28.1          | 29          | 12         | 11         | 2          | 1         | 2          | 24          | 2         | 0         | .264        |
| Dean, Pat        | 6         | 11        | 4.68        | 22         | 2          | 2        | 1         | 0         | 125.0         | 151         | 72         | 65         | 12         | 2         | 17         | 61          | 2         | 2         | .295        |
| De Vries, Cole   | 0         | 2         | 1.69        | 3          | 3          | 0        | 0         | 0         | 16.0          | 12          | 7          | 3          | 3          | 1         | 2          | 11          | 0         | 0         | .293        |
| Fuentes, Nelvin  | 0         | 0         | 10.13       | 4          | 0          | 0        | 0         | 0         | 5.1           | 9           | 6          | 6          | 2          | 1         | 2          | 2           | 1         | 0         | .391        |
| Gonzalez, Jose   | 2         | 0         | 6.13        | 31         | 0          | 0        | 0         | 0         | 39.2          | 49          | 35         | 27         | 4          | 8         | 21         | 35          | 5         | 1         | .299        |
| Hausler, Matt    | 3         | 5         | 6.00        | 26         | 1          | 0        | 0         | 3         | 39.0          | 42          | 28         | 26         | 6          | 3         | 12         | 35          | 3         | 0         | .276        |
| Hermesen, B.J.   | 1         | 10        | 4.81        | 30         | 14         | 0        | 0         | 0         | 86.0          | 117         | 58         | 46         | 6          | 6         | 28         | 35          | 4         | 0         | .328        |
| Hernandez, Pedro | 1         | 0         | 0.82        | 2          | 2          | 0        | 0         | 0         | 11.0          | 9           | 1          | 1          | 0          | 0         | 3          | 6           | 0         | 0         | .209        |
| Ibarra, Edgar    | 2         | 2         | 1.91        | 31         | 0          | 0        | 0         | 2         | 42.1          | 32          | 11         | 9          | 2          | 1         | 20         | 40          | 3         | 0         | .212        |
| Johnson, Cole    | 1         | 3         | 4.38        | 28         | 0          | 0        | 0         | 3         | 39.0          | 35          | 21         | 19         | 6          | 2         | 15         | 48          | 3         | 1         | .235        |
| Lanigan, Bobby   | 3         | 1         | 3.77        | 23         | 0          | 0        | 0         | 1         | 28.2          | 36          | 17         | 12         | 2          | 2         | 11         | 16          | 4         | 0         | .300        |
| Martin, Blake    | 2         | 2         | 6.10        | 25         | 3          | 0        | 0         | 0         | 41.1          | 46          | 32         | 28         | 5          | 2         | 33         | 37          | 4         | 1         | .288        |
| May, Trevor      | 9         | 9         | 4.51        | 27         | 27         | 2        | 2         | 0         | 151.2         | 149         | 79         | 76         | 14         | 8         | 67         | 159         | 7         | 0         | .256        |
| Meyer, Alex      | 4         | 3         | 3.21        | 13         | 13         | 0        | 0         | 0         | 70.0          | 60          | 29         | 25         | 3          | 3         | 29         | 84          | 5         | 1         | .226        |
| O'Rourke, Ryan   | 0         | 2         | 4.67        | 17         | 0          | 0        | 0         | 2         | 17.1          | 15          | 10         | 9          | 0          | 0         | 7          | 19          | 3         | 0         | .238        |
| Popham, Marty    | 2         | 1         | 10.80       | 6          | 0          | 0        | 0         | 0         | 8.1           | 11          | 10         | 10         | 1          | 2         | 8          | 10          | 0         | 1         | .306        |
| Pugh, Bruce      | 1         | 1         | 7.82        | 18         | 0          | 0        | 0         | 0         | 25.1          | 27          | 23         | 22         | 4          | 1         | 20         | 19          | 6         | 0         | .273        |
| Sattler, Daniel  | 0         | 0         | 11.37       | 8          | 0          | 0        | 0         | 1         | 6.1           | 8           | 8          | 8          | 0          | 0         | 1          | 9           | 6         | 2         | .296        |
| Stuitbergen, Tom | 3         | 1         | 6.16        | 8          | 6          | 0        | 0         | 0         | 30.2          | 34          | 21         | 21         | 5          | 1         | 9          | 20          | 2         | 0         | .270        |
| Summers, Matthew | 1         | 2         | 6.45        | 6          | 5          | 0        | 0         | 0         | 22.1          | 25          | 17         | 16         | 1          | 2         | 12         | 13          | 0         | 0         | .284        |
| Thompson, Aaron  | 0         | 1         | 0.61        | 11         | 0          | 0        | 0         | 3         | 14.2          | 11          | 1          | 1          | 0          | 0         | 3          | 11          | 0         | 1         | .204        |
| Tonkin, Michael  | 1         | 2         | 2.22        | 22         | 0          | 0        | 0         | 7         | 24.1          | 21          | 10         | 6          | 0          | 3         | 8          | 30          | 2         | 0         | .216        |
| Turpen, Daniel   | 1         | 1         | 3.79        | 26         | 0          | 0        | 0         | 3         | 40.1          | 35          | 22         | 17         | 3          | 1         | 27         | 30          | 1         | 0         | .236        |
| Yasquez, Virgil  | 3         | 3         | 3.14        | 7          | 7          | 2        | 0         | 0         | 48.2          | 42          | 23         | 17         | 4          | 1         | 8          | 34          | 3         | 0         | .227        |
| Watts, Dakota    | 3         | 0         | 0.74        | 28         | 0          | 0        | 0         | 8         | 36.1          | 31          | 5          | 3          | 0          | 1         | 10         | 31          | 2         | 1         | .230        |
| Williams, Corey  | 1         | 0         | 0.00        | 1          | 0          | 0        | 0         | 0         | 2.0           | 2           | 0          | 0          | 0          | 0         | 2          | 3           | 0         | 0         | .250        |
| <b>Totals</b>    | <b>66</b> | <b>76</b> | <b>4.25</b> | <b>142</b> | <b>142</b> | <b>8</b> | <b>12</b> | <b>36</b> | <b>1236.2</b> | <b>1282</b> | <b>673</b> | <b>584</b> | <b>105</b> | <b>65</b> | <b>452</b> | <b>1000</b> | <b>80</b> | <b>12</b> | <b>.266</b> |

# SINGLE-A FT. MYERS



## FT. MYERS MIRACLE

Florida State League - A (22nd year)

Miracle 2013 Record .....79-56 (1st place)  
(1st half/1st place, 2nd half/4th place)

## DOUG MIENTKIEWICZ

**MANAGER**

Named manager  
12/10/12, replacing  
Jake Mauer



President ..... Steve Gliner  
General Manager ..... Andrew Seymour  
Media Relations ..... Brice Zimmerman  
Stadium ..... Hammond Stadium  
Capacity ..... 8,100  
Manager ..... Doug Mientkiewicz  
Pitching Coach ..... Ivan Artega  
Coach ..... Jim Dwyer  
Trainer ..... Alan Rail

14400 SIX MILE CYPRESS PARKWAY  
FT. MYERS, FL 33912  
(239) 768-4210  
FAX: (239) 768-4211

### 2013 FINAL STATISTICS

| PLAYER             | AVG         | G          | AB          | R          | H           | 2B         | 3B        | HR        | RBI        | SF        | SH        | HB        | BB         | SO         | SB         | CS        | E          | OBP         |
|--------------------|-------------|------------|-------------|------------|-------------|------------|-----------|-----------|------------|-----------|-----------|-----------|------------|------------|------------|-----------|------------|-------------|
| Bigley, Evan       | .353        | 4          | 17          | 3          | 6           | 2          | 0         | 1         | 1          | 0         | 0         | 2         | 1          | 4          | 0          | 0         | 0          | .450        |
| Bryant, Adam       | .000        | 1          | 0           | 0          | 0           | 0          | 0         | 0         | 0          | 0         | 0         | 0         | 0          | 0          | 0          | 0         | 0          | .000        |
| Buxton, Byron      | .326        | 57         | 218         | 41         | 71          | 4          | 8         | 4         | 22         | 1         | 0         | 2         | 32         | 49         | 23         | 8         | 1          | .415        |
| Goncalves, Jhon    | .266        | 84         | 301         | 43         | 80          | 20         | 3         | 2         | 25         | 4         | 1         | 6         | 31         | 72         | 16         | 5         | 5          | .342        |
| Gonzales, Mike     | .238        | 18         | 63          | 16         | 15          | 1          | 1         | 4         | 15         | 3         | 0         | 1         | 10         | 17         | 0          | 0         | 2          | .338        |
| Haar, Bryan        | .500        | 1          | 2           | 1          | 1           | 1          | 0         | 0         | 1          | 0         | 0         | 0         | 1          | 1          | 0          | 0         | 0          | .667        |
| Hicks, Dalton      | .270        | 42         | 148         | 18         | 40          | 8          | 0         | 4         | 28         | 4         | 0         | 2         | 22         | 38         | 0          | 1         | 2          | .364        |
| Knudson, Kyle      | .280        | 29         | 93          | 6          | 26          | 3          | 0         | 2         | 9          | 0         | 0         | 3         | 9          | 19         | 0          | 1         | 0          | .362        |
| Koch, Matt         | .278        | 98         | 352         | 38         | 98          | 20         | 1         | 7         | 40         | 3         | 0         | 3         | 35         | 75         | 1          | 1         | 8          | .346        |
| Kvasnicka, Mike    | .282        | 69         | 248         | 35         | 70          | 13         | 2         | 9         | 40         | 2         | 0         | 0         | 23         | 59         | 4          | 1         | 2          | .341        |
| Leachman, Drew     | .193        | 18         | 57          | 4          | 11          | 0          | 0         | 0         | 4          | 1         | 1         | 1         | 6          | 7          | 2          | 1         | 1          | .277        |
| Leer, Andy         | .195        | 66         | 205         | 29         | 40          | 10         | 1         | 4         | 19         | 2         | 8         | 1         | 17         | 66         | 4          | 1         | 7          | .258        |
| Licon, Joel        | .400        | 2          | 10          | 1          | 4           | 1          | 0         | 0         | 2          | 0         | 0         | 0         | 0          | 1          | 0          | 0         | 0          | .400        |
| Mastroianni, Darin | .400        | 3          | 10          | 4          | 4           | 2          | 0         | 0         | 0          | 0         | 0         | 0         | 2          | 1          | 2          | 0         | 0          | .500        |
| Mejia, Aderlin     | .308        | 75         | 292         | 41         | 90          | 10         | 1         | 0         | 28         | 5         | 5         | 0         | 26         | 30         | 14         | 10        | 6          | .359        |
| Michael, Levi      | .229        | 94         | 315         | 40         | 72          | 15         | 4         | 4         | 28         | 6         | 3         | 2         | 49         | 67         | 21         | 2         | 17         | .331        |
| Morales, Angel     | .297        | 55         | 202         | 35         | 60          | 17         | 4         | 7         | 36         | 3         | 6         | 3         | 20         | 64         | 5          | 6         | 3          | .364        |
| Murphy, Jonathan   | .248        | 38         | 129         | 14         | 32          | 6          | 0         | 1         | 9          | 0         | 1         | 2         | 5          | 27         | 5          | 3         | 2          | .287        |
| Pettersen, Adam    | .248        | 37         | 129         | 20         | 32          | 4          | 0         | 1         | 10         | 3         | 4         | 8         | 9          | 10         | 4          | 1         | 1          | .329        |
| Pimentel, Candido  | .278        | 19         | 54          | 7          | 15          | 4          | 0         | 0         | 9          | 0         | 2         | 1         | 1          | 10         | 2          | 1         | 3          | .304        |
| Ramirez, Wilkin    | .111        | 3          | 9           | 3          | 1           | 0          | 0         | 0         | 0          | 0         | 0         | 0         | 2          | 2          | 0          | 0         | 0          | .273        |
| Ray, Lance         | .200        | 23         | 85          | 10         | 17          | 4          | 0         | 1         | 8          | 1         | 0         | 0         | 10         | 20         | 1          | 1         | 1          | .281        |
| Roberts, Nate      | .250        | 1          | 4           | 0          | 1           | 1          | 0         | 0         | 1          | 0         | 0         | 1         | 0          | 0          | 0          | 0         | 0          | .400        |
| Rodriguez, Jairo   | .246        | 37         | 130         | 8          | 32          | 3          | 0         | 0         | 14         | 2         | 2         | 2         | 3          | 10         | 0          | 0         | 1          | .270        |
| Rosario, Eddie     | .329        | 52         | 207         | 40         | 68          | 13         | 5         | 6         | 35         | 5         | 0         | 2         | 17         | 29         | 3          | 6         | 4          | .377        |
| Sano, Miguel       | .330        | 56         | 206         | 51         | 68          | 15         | 2         | 16        | 48         | 2         | 0         | 6         | 29         | 61         | 9          | 2         | 11         | .424        |
| Vargas, Kennys     | .267        | 125        | 457         | 68         | 122         | 33         | 1         | 19        | 93         | 6         | 0         | 7         | 50         | 105        | 0          | 0         | 11         | .344        |
| Wickens, Stephen   | .260        | 112        | 389         | 60         | 101         | 22         | 3         | 3         | 44         | 6         | 0         | 12        | 45         | 55         | 20         | 3         | 10         | .350        |
| Williams, J.D.     | .236        | 42         | 140         | 17         | 33          | 5          | 0         | 1         | 16         | 1         | 0         | 2         | 19         | 38         | 11         | 6         | 1          | .333        |
| <b>Totals</b>      | <b>.271</b> | <b>135</b> | <b>4472</b> | <b>653</b> | <b>1210</b> | <b>237</b> | <b>36</b> | <b>96</b> | <b>585</b> | <b>60</b> | <b>33</b> | <b>69</b> | <b>474</b> | <b>937</b> | <b>147</b> | <b>60</b> | <b>113</b> | <b>.345</b> |

| PITCHER          | W         | L         | ERA         | G          | GS         | CG       | SH        | SV        | IP            | H           | R          | ER         | HR        | HB        | BB         | SO         | WP        | BK       | BAA         |
|------------------|-----------|-----------|-------------|------------|------------|----------|-----------|-----------|---------------|-------------|------------|------------|-----------|-----------|------------|------------|-----------|----------|-------------|
| Bard, Luke       | 0         | 0         | 0.00        | 1          | 0          | 0        | 0         | 0         | 1.0           | 0           | 0          | 0          | 0         | 0         | 0          | 2          | 0         | 0        | .000        |
| Baxendale, DJ    | 7         | 0         | 1.10        | 9          | 9          | 0        | 0         | 0         | 57.1          | 34          | 9          | 7          | 2         | 2         | 11         | 48         | 3         | 0        | .171        |
| Boer, Madison    | 1         | 0         | 11.81       | 3          | 2          | 0        | 0         | 0         | 10.2          | 20          | 14         | 14         | 2         | 0         | 7          | 5          | 2         | 0        | .417        |
| Davies, Kyle     | 1         | 3         | 4.01        | 5          | 5          | 0        | 0         | 0         | 24.2          | 28          | 13         | 11         | 3         | 0         | 13         | 16         | 0         | 0        | .277        |
| De Vries, Cole   | 1         | 0         | 1.00        | 2          | 2          | 0        | 0         | 0         | 9.0           | 8           | 2          | 1          | 0         | 0         | 0          | 6          | 0         | 0        | .229        |
| Diamond, Scott   | 0         | 0         | 7.20        | 1          | 1          | 0        | 0         | 0         | 5.0           | 6           | 4          | 4          | 1         | 0         | 0          | 3          | 0         | 0        | .286        |
| Duffey, Tyler    | 4         | 5         | 4.45        | 15         | 9          | 0        | 0         | 0         | 62.2          | 67          | 37         | 31         | 3         | 4         | 17         | 44         | 4         | 0        | .272        |
| Fuentes, Nelvin  | 2         | 1         | 3.33        | 29         | 0          | 0        | 0         | 0         | 46.0          | 38          | 19         | 17         | 4         | 0         | 15         | 56         | 4         | 0        | .221        |
| Gonzalez, Jose   | 0         | 1         | 2.51        | 10         | 0          | 0        | 0         | 0         | 14.1          | 11          | 4          | 4          | 3         | 0         | 3          | 19         | 1         | 1        | .208        |
| Gruver, Steven   | 0         | 0         | 3.98        | 9          | 0          | 0        | 0         | 0         | 20.1          | 20          | 9          | 9          | 1         | 0         | 13         | 14         | 3         | 0        | .263        |
| Hauser, Matt     | 1         | 0         | 0.00        | 4          | 0          | 0        | 0         | 0         | 7.0           | 3           | 0          | 0          | 0         | 0         | 2          | 7          | 0         | 0        | .125        |
| Hurlbut, David   | 1         | 1         | 3.54        | 4          | 4          | 0        | 0         | 0         | 20.1          | 25          | 9          | 8          | 0         | 0         | 5          | 18         | 0         | 0        | .309        |
| Johnson, Cole    | 2         | 0         | 0.82        | 13         | 0          | 0        | 0         | 2         | 22.0          | 13          | 2          | 2          | 0         | 2         | 5          | 20         | 1         | 0        | .171        |
| Jones, Tyler     | 1         | 3         | 4.20        | 12         | 0          | 0        | 0         | 4         | 15.0          | 18          | 7          | 7          | 0         | 1         | 4          | 22         | 1         | 0        | .305        |
| Jones, Zach      | 4         | 3         | 1.85        | 39         | 0          | 0        | 0         | 14        | 48.2          | 28          | 11         | 10         | 2         | 2         | 28         | 70         | 3         | 0        | .172        |
| Munoz, Miguel    | 0         | 0         | 3.97        | 6          | 0          | 0        | 0         | 0         | 11.1          | 13          | 5          | 5          | 1         | 0         | 0          | 5          | 0         | 0        | .277        |
| O'Rourke, Ryan   | 5         | 1         | 2.22        | 17         | 0          | 0        | 0         | 3         | 28.1          | 19          | 7          | 7          | 3         | 0         | 8          | 21         | 2         | 0        | .190        |
| Rodgers, Chad    | 8         | 2         | 4.13        | 31         | 0          | 0        | 0         | 0         | 52.1          | 56          | 34         | 24         | 4         | 1         | 19         | 38         | 5         | 1        | .272        |
| Rogers, Taylor   | 11        | 6         | 2.55        | 22         | 21         | 3        | 2         | 0         | 130.2         | 119         | 46         | 37         | 5         | 9         | 32         | 83         | 8         | 0        | .248        |
| Salcedo, Adrian  | 6         | 3         | 3.70        | 34         | 0          | 0        | 0         | 2         | 58.1          | 53          | 25         | 24         | 6         | 3         | 15         | 54         | 2         | 1        | .239        |
| Soliman, Manuel  | 1         | 8         | 5.47        | 14         | 11         | 1        | 0         | 0         | 51.0          | 73          | 35         | 31         | 10        | 2         | 32         | 35         | 2         | 1        | .333        |
| Stuifbergen, Tom | 2         | 3         | 3.65        | 11         | 10         | 0        | 0         | 0         | 56.2          | 56          | 31         | 23         | 5         | 2         | 2          | 28         | 1         | 0        | .250        |
| Summers, Matthew | 6         | 5         | 2.47        | 21         | 21         | 1        | 1         | 0         | 120.1         | 100         | 38         | 33         | 2         | 8         | 34         | 87         | 4         | 2        | .222        |
| Tomshaw, Matt    | 4         | 4         | 3.94        | 17         | 14         | 0        | 0         | 1         | 96.0          | 104         | 44         | 42         | 7         | 3         | 21         | 58         | 2         | 1        | .281        |
| Watts, Dakota    | 1         | 1         | 9.90        | 7          | 0          | 0        | 0         | 0         | 11.0          | 17          | 12         | 11         | 0         | 2         | 6          | 7          | 1         | 0        | .378        |
| Wheeler, Jason   | 9         | 4         | 3.70        | 26         | 26         | 0        | 0         | 0         | 143.1         | 156         | 72         | 59         | 16        | 10        | 58         | 91         | 5         | 0        | .284        |
| Williams, Corey  | 0         | 2         | 5.16        | 35         | 0          | 0        | 0         | 10        | 45.1          | 44          | 28         | 26         | 7         | 8         | 23         | 43         | 5         | 0        | .257        |
| Wood, Tim        | 1         | 0         | 20.25       | 2          | 0          | 0        | 0         | 0         | 1.1           | 5           | 3          | 3          | 0         | 0         | 1          | 0          | 0         | 0        | .625        |
| <b>Totals</b>    | <b>79</b> | <b>56</b> | <b>3.46</b> | <b>135</b> | <b>135</b> | <b>5</b> | <b>13</b> | <b>36</b> | <b>1169.0</b> | <b>1134</b> | <b>520</b> | <b>450</b> | <b>87</b> | <b>59</b> | <b>374</b> | <b>900</b> | <b>59</b> | <b>7</b> | <b>.255</b> |

# SINGLE-A CEDAR RAPIDS

## CEDAR RAPIDS KERNELS

Midwest League - A (1st year)

Kernels 2013 Record .....88-50 (1st place)  
(1st half/2nd place, 2nd half/1st place)

President ..... Gary Keoppel  
General Manager ..... Doug Nelson  
Media Relations/Play-by-Play Radio ..... Morgan Hawk  
Baseball Communications ..... Andrew Pantini  
Stadium ..... Veterans Memorial Stadium  
Capacity ..... 5,300  
Manager ..... Jake Mauer  
Pitching Coach ..... Gary Lucas  
Coach ..... Tom Watkins  
Trainer ..... Ryan Hedwall

## JAKE MAUER

**MANAGER**

Named manager  
12/10/12, replacing  
Nelson Prada



950 ROCKFORD ROAD SW  
CEDAR RAPIDS, IOWA 52404  
(319) 363-3887  
FAX: (319) 363-5631

### 2013 FINAL STATISTICS

| PLAYER                | AVG         | G          | AB          | R          | H           | 2B         | 3B        | HR         | RBI        | SF        | SH        | HR        | BB         | SO          | SB         | CS        | E          | OBP         |
|-----------------------|-------------|------------|-------------|------------|-------------|------------|-----------|------------|------------|-----------|-----------|-----------|------------|-------------|------------|-----------|------------|-------------|
| Altobelli, Bo         | .310        | 19         | 71          | 4          | 22          | 2          | 0         | 0          | 9          | 1         | 0         | 1         | 3          | 10          | 0          | 0         | 1          | .342        |
| Arias, Jhonatan       | .236        | 22         | 72          | 4          | 17          | 4          | 0         | 0          | 5          | 0         | 0         | 0         | 3          | 14          | 0          | 0         | 2          | .267        |
| Buxton, Byron         | .341        | 68         | 270         | 68         | 92          | 15         | 10        | 8          | 55         | 3         | 3         | 1         | 44         | 56          | 32         | 11        | 1          | .431        |
| Gonzales, Mike        | .252        | 29         | 103         | 17         | 26          | 7          | 0         | 5          | 18         | 4         | 0         | 6         | 7          | 22          | 1          | 0         | 1          | .325        |
| Goodrum, Niko         | .260        | 103        | 385         | 62         | 100         | 22         | 4         | 4          | 45         | 2         | 4         | 4         | 60         | 105         | 20         | 4         | 27         | .364        |
| Grimes, Tyler         | .256        | 89         | 293         | 54         | 75          | 11         | 4         | 6          | 30         | 2         | 3         | 13        | 45         | 87          | 3          | 1         | 7          | .377        |
| Harrison, Travis      | .253        | 129        | 450         | 66         | 114         | 28         | 0         | 15         | 59         | 3         | 2         | 14        | 68         | 125         | 2          | 4         | 26         | .366        |
| Hicks, Dalton         | .297        | 89         | 354         | 50         | 105         | 31         | 0         | 13         | 82         | 7         | 3         | 2         | 34         | 85          | 0          | 1         | 9          | .355        |
| Jimenez, Romy         | .095        | 21         | 74          | 5          | 7           | 2          | 0         | 0          | 6          | 1         | 0         | 1         | 4          | 22          | 0          | 0         | 1          | .150        |
| Kepler, Max           | .237        | 61         | 236         | 35         | 56          | 11         | 3         | 9          | 40         | 1         | 0         | 2         | 24         | 43          | 2          | 0         | 7          | .312        |
| Leachman, Drew        | .346        | 6          | 26          | 4          | 9           | 1          | 1         | 0          | 4          | 1         | 0         | 0         | 0          | 4           | 1          | 0         | 0          | .333        |
| Licon, Joel           | .241        | 53         | 187         | 22         | 45          | 13         | 0         | 2          | 29         | 1         | 1         | 1         | 16         | 38          | 1          | 1         | 7          | .302        |
| Murphy, Jonathan      | .272        | 56         | 224         | 31         | 61          | 7          | 4         | 2          | 22         | 0         | 2         | 3         | 24         | 55          | 7          | 4         | 4          | .351        |
| Pimentel, Candido     | .269        | 47         | 171         | 32         | 46          | 2          | 2         | 0          | 11         | 1         | 0         | 0         | 18         | 39          | 11         | 3         | 13         | .337        |
| Pineda, Jeremias      | .239        | 68         | 230         | 35         | 55          | 6          | 1         | 2          | 21         | 1         | 1         | 7         | 20         | 64          | 16         | 4         | 7          | .318        |
| Polanco, Jorge        | .308        | 115        | 465         | 76         | 143         | 32         | 10        | 5          | 78         | 10        | 3         | 3         | 42         | 59          | 4          | 4         | 18         | .362        |
| Quesada, Michael      | .202        | 62         | 208         | 28         | 42          | 13         | 1         | 2          | 21         | 1         | 0         | 1         | 34         | 57          | 0          | 0         | 4          | .316        |
| Rodriguez, Jairo      | .140        | 16         | 50          | 8          | 7           | 2          | 0         | 0          | 4          | 1         | 1         | 0         | 6          | 7           | 0          | 0         | 2          | .228        |
| Walker, Ryan          | .250        | 6          | 20          | 3          | 5           | 1          | 0         | 0          | 2          | 0         | 1         | 1         | 0          | 4           | 0          | 0         | 4          | .286        |
| Walker II, Adam Brett | .278        | 129        | 508         | 83         | 141         | 31         | 7         | 27         | 109        | 9         | 0         | 4         | 31         | 115         | 10         | 0         | 4          | .319        |
| Williams, J.D.        | .281        | 80         | 267         | 65         | 75          | 12         | 6         | 8          | 42         | 4         | 2         | 4         | 47         | 67          | 15         | 7         | 2          | .391        |
| <b>Totals</b>         | <b>.267</b> | <b>138</b> | <b>4664</b> | <b>752</b> | <b>1243</b> | <b>253</b> | <b>53</b> | <b>108</b> | <b>692</b> | <b>53</b> | <b>26</b> | <b>68</b> | <b>530</b> | <b>1078</b> | <b>125</b> | <b>44</b> | <b>159</b> | <b>.346</b> |

| PITCHER           | W         | L         | ERA         | G          | GS         | CG       | SH       | SV        | IP            | H           | R          | ER         | HR        | HB        | BB         | SO          | WP        | BK       | BAA         |
|-------------------|-----------|-----------|-------------|------------|------------|----------|----------|-----------|---------------|-------------|------------|------------|-----------|-----------|------------|-------------|-----------|----------|-------------|
| Arias, Jhonatan   | 0         | 0         | 27.00       | 1          | 0          | 0        | 0        | 0         | 1.0           | 1           | 3          | 3          | 0         | 0         | 4          | 0           | 0         | 0        | .333        |
| Atherton, Tim     | 8         | 5         | 2.54        | 31         | 11         | 0        | 0        | 1         | 95.2          | 76          | 41         | 27         | 4         | 5         | 33         | 102         | 7         | 1        | .217        |
| Berrios, Jose     | 7         | 7         | 3.99        | 19         | 19         | 0        | 0        | 0         | 103.2         | 105         | 58         | 46         | 6         | 9         | 40         | 100         | 13        | 1        | .262        |
| Bixler, Brandon   | 1         | 0         | 4.66        | 9          | 0          | 0        | 0        | 0         | 9.2           | 13          | 5          | 5          | 0         | 0         | 8          | 12          | 1         | 0        | .317        |
| Boer, Madison     | 1         | 1         | 3.04        | 18         | 0          | 0        | 0        | 7         | 26.2          | 26          | 9          | 9          | 0         | 1         | 8          | 23          | 3         | 0        | .263        |
| Boyd, Hudson      | 4         | 5         | 4.98        | 29         | 16         | 0        | 0        | 0         | 103.0         | 101         | 62         | 57         | 10        | 6         | 56         | 72          | 6         | 0        | .260        |
| Brewer, Caleb     | 1         | 1         | 6.53        | 12         | 0          | 0        | 0        | 1         | 20.2          | 28          | 17         | 15         | 3         | 0         | 10         | 18          | 4         | 0        | .333        |
| Burris, Josh      | 0         | 0         | 10.80       | 8          | 0          | 0        | 0        | 0         | 10.0          | 11          | 12         | 12         | 2         | 0         | 9          | 8           | 1         | 0        | .306        |
| Duffey, Tyler     | 3         | 2         | 2.78        | 9          | 9          | 0        | 0        | 0         | 58.1          | 49          | 19         | 18         | 5         | 1         | 6          | 47          | 0         | 0        | .221        |
| Gallant, Dallas   | 1         | 0         | 5.51        | 14         | 0          | 0        | 0        | 1         | 16.1          | 13          | 11         | 10         | 3         | 0         | 13         | 28          | 3         | 0        | .213        |
| Gilbert, Brian    | 1         | 1         | 1.06        | 13         | 0          | 0        | 0        | 5         | 17.0          | 12          | 2          | 2          | 0         | 0         | 0          | 7           | 3         | 0        | .190        |
| Gruver, Steven    | 5         | 2         | 2.45        | 24         | 2          | 0        | 0        | 3         | 58.2          | 50          | 22         | 16         | 6         | 0         | 16         | 62          | 1         | 0        | .226        |
| Hurlbut, David    | 3         | 1         | 2.52        | 24         | 3          | 0        | 0        | 6         | 50.0          | 40          | 20         | 14         | 3         | 1         | 8          | 46          | 3         | 0        | .207        |
| Jones, Tyler      | 4         | 3         | 1.93        | 24         | 0          | 0        | 0        | 9         | 37.1          | 19          | 14         | 8          | 0         | 1         | 16         | 44          | 0         | 0        | .146        |
| Lee, Brett        | 8         | 4         | 2.95        | 23         | 19         | 2        | 0        | 0         | 116.0         | 117         | 49         | 38         | 7         | 5         | 26         | 89          | 5         | 1        | .259        |
| Mazza, Chris      | 0         | 0         | 6.23        | 7          | 0          | 0        | 0        | 2         | 8.2           | 12          | 6          | 6          | 0         | 0         | 3          | 10          | 2         | 0        | .333        |
| Melotakis, Mason  | 11        | 4         | 3.16        | 24         | 18         | 0        | 0        | 1         | 111.0         | 106         | 50         | 39         | 6         | 5         | 39         | 84          | 12        | 0        | .249        |
| Merck, Kaleb      | 1         | 1         | 7.50        | 6          | 0          | 0        | 0        | 1         | 12.0          | 16          | 10         | 10         | 1         | 2         | 3          | 9           | 1         | 0        | .328        |
| Montanez, Josue   | 7         | 5         | 3.97        | 26         | 12         | 0        | 0        | 1         | 90.2          | 88          | 51         | 40         | 13        | 7         | 30         | 55          | 4         | 0        | .250        |
| Muren, Alex       | 6         | 1         | 2.85        | 33         | 0          | 0        | 0        | 2         | 60.0          | 50          | 24         | 19         | 3         | 0         | 18         | 36          | 4         | 0        | .223        |
| Pelfrey, Mike     | 1         | 0         | 3.00        | 1          | 1          | 0        | 0        | 0         | 6.0           | 2           | 2          | 2          | 1         | 1         | 0          | 6           | 0         | 0        | .100        |
| Powell, Christian | 3         | 5         | 5.81        | 14         | 10         | 0        | 0        | 0         | 62.0          | 83          | 43         | 40         | 5         | 1         | 34         | 50          | 10        | 0        | .325        |
| Robb, Hein        | 0         | 0         | 7.59        | 3          | 3          | 0        | 0        | 0         | 10.2          | 11          | 10         | 9          | 0         | 0         | 9          | 10          | 0         | 0        | .250        |
| Rogers, Taylor    | 0         | 1         | 7.20        | 3          | 3          | 0        | 0        | 0         | 10.0          | 14          | 12         | 8          | 1         | 0         | 4          | 10          | 1         | 0        | .304        |
| Shibuya, Tim      | 4         | 0         | 0.96        | 10         | 4          | 1        | 1        | 1         | 37.2          | 23          | 5          | 4          | 0         | 0         | 4          | 25          | 0         | 0        | .173        |
| Soliman, Manuel   | 3         | 1         | 5.28        | 17         | 0          | 0        | 0        | 1         | 29.0          | 29          | 21         | 17         | 1         | 3         | 18         | 28          | 5         | 0        | .264        |
| Sulbaran, Miguel  | 3         | 0         | 2.70        | 4          | 4          | 0        | 0        | 0         | 20.0          | 21          | 9          | 6          | 0         | 1         | 5          | 16          | 1         | 0        | .269        |
| Tomshaw, Matt     | 2         | 0         | 5.10        | 9          | 4          | 0        | 0        | 0         | 30.0          | 36          | 17         | 17         | 4         | 0         | 8          | 24          | 1         | 0        | .290        |
| <b>Totals</b>     | <b>88</b> | <b>50</b> | <b>3.69</b> | <b>138</b> | <b>138</b> | <b>3</b> | <b>6</b> | <b>42</b> | <b>1211.2</b> | <b>1152</b> | <b>604</b> | <b>497</b> | <b>84</b> | <b>49</b> | <b>428</b> | <b>1021</b> | <b>90</b> | <b>4</b> | <b>.249</b> |

# ROOKIE ELIZABETHTON



## ELIZABETHTON TWINS

Appalachian League - Rookie (40th year)

E-Twins 2013 Record.....37-31 (3rd place)

President.....Harold Mains  
 General Manager.....Mike Mains  
 Stadium.....Joe O'Brien Field  
 Capacity.....2,500  
 Manager.....Ray Smith  
 Pitching Coach.....Henry Bonilla  
 Coach.....Jeff Reed  
 Trainer.....Curtis Simondet

## RAY SMITH

**MANAGER**

Named manager  
 1/28/02, replacing  
 Rudy Hernandez



136 SOUTH SYCAMORE STREET  
 ELIZABETHTON, TN 37643  
 (423) 547-6441  
 FAX: (423) 547-6442

### 2013 FINAL STATISTICS

| PLAYER                 | AVG         | G         | AB          | R          | H          | 2B         | 3B        | HR        | RBI        | SF        | SH        | HB        | BB         | SO         | SB        | CS        | E         | OBP         |
|------------------------|-------------|-----------|-------------|------------|------------|------------|-----------|-----------|------------|-----------|-----------|-----------|------------|------------|-----------|-----------|-----------|-------------|
| Altobelli, Bo.....     | .300        | 7         | 20          | 2          | 6          | 1          | 0         | 0         | 0          | 0         | 0         | 0         | 2          | 3          | 0         | 0         | 2         | .364        |
| Avila, Carlos.....     | .206        | 24        | 68          | 6          | 14         | 1          | 0         | 0         | 4          | 1         | 2         | 1         | 10         | 18         | 1         | 2         | 7         | .313        |
| Garver, Mitch.....     | .243        | 56        | 202         | 16         | 49         | 15         | 2         | 2         | 30         | 1         | 1         | 2         | 19         | 31         | 0         | 0         | 0         | .313        |
| Granite, Zach.....     | .285        | 61        | 242         | 39         | 69         | 4          | 5         | 0         | 24         | 3         | 2         | 2         | 29         | 25         | 14        | 7         | 3         | .362        |
| Haar, Bryan.....       | .293        | 60        | 232         | 33         | 68         | 14         | 5         | 6         | 30         | 2         | 1         | 0         | 18         | 59         | 7         | 4         | 7         | .341        |
| Jimenez, Romy.....     | .254        | 50        | 173         | 23         | 44         | 8          | 1         | 1         | 13         | 1         | 0         | 0         | 10         | 32         | 4         | 4         | 4         | .293        |
| Larson, Zach.....      | .301        | 20        | 73          | 14         | 22         | 5          | 1         | 1         | 11         | 0         | 0         | 4         | 9          | 16         | 3         | 2         | 2         | .407        |
| Ortiz, Kelvin.....     | .195        | 37        | 133         | 16         | 26         | 4          | 1         | 1         | 14         | 3         | 0         | 7         | 13         | 56         | 12        | 4         | 3         | .295        |
| Pimentel, Javier.....  | .216        | 45        | 153         | 17         | 33         | 11         | 2         | 0         | 14         | 1         | 0         | 1         | 12         | 61         | 0         | 1         | 9         | .275        |
| Proctor, Jake.....     | .194        | 10        | 36          | 5          | 7          | 2          | 1         | 0         | 3          | 0         | 0         | 0         | 2          | 12         | 0         | 0         | 0         | .237        |
| Rhodes, Rory.....      | .242        | 52        | 194         | 28         | 47         | 14         | 0         | 4         | 30         | 3         | 0         | 0         | 22         | 69         | 5         | 2         | 2         | .315        |
| Rodriguez, Dereck..... | .222        | 41        | 153         | 23         | 34         | 11         | 0         | 3         | 19         | 1         | 1         | 2         | 8          | 46         | 7         | 1         | 2         | .268        |
| Santy, Bryan.....      | .256        | 23        | 82          | 4          | 21         | 3          | 0         | 0         | 12         | 1         | 0         | 1         | 2          | 14         | 1         | 2         | 2         | .279        |
| Turner, Stuart.....    | .264        | 34        | 121         | 15         | 32         | 5          | 0         | 3         | 19         | 4         | 1         | 4         | 12         | 22         | 0         | 1         | 4         | .340        |
| Vavra, Tanner.....     | .246        | 42        | 134         | 20         | 33         | 3          | 1         | 0         | 8          | 1         | 4         | 3         | 21         | 36         | 1         | 2         | 6         | .358        |
| Vielma, Engelb.....    | .217        | 6         | 23          | 7          | 5          | 0          | 0         | 0         | 1          | 0         | 0         | 2         | 1          | 7          | 1         | 0         | 1         | .308        |
| Wade, Logan.....       | .303        | 32        | 99          | 10         | 30         | 3          | 3         | 2         | 12         | 1         | 1         | 0         | 5          | 33         | 2         | 2         | 3         | .333        |
| Walker, Ryan.....      | .267        | 42        | 135         | 18         | 36         | 4          | 0         | 1         | 14         | 3         | 0         | 0         | 17         | 27         | 4         | 1         | 5         | .342        |
| <b>Totals</b>          | <b>.253</b> | <b>68</b> | <b>2273</b> | <b>296</b> | <b>576</b> | <b>108</b> | <b>22</b> | <b>24</b> | <b>258</b> | <b>26</b> | <b>13</b> | <b>29</b> | <b>212</b> | <b>567</b> | <b>62</b> | <b>35</b> | <b>72</b> | <b>.322</b> |

| PITCHER                 | W         | L         | ERA         | G         | GS        | CG       | SH       | SV        | IP           | H          | R          | ER         | HR        | HB        | BB         | SO         | WP        | BK       | BAA         |
|-------------------------|-----------|-----------|-------------|-----------|-----------|----------|----------|-----------|--------------|------------|------------|------------|-----------|-----------|------------|------------|-----------|----------|-------------|
| Bard, Luke.....         | 1         | 0         | 1.08        | 7         | 0         | 0        | 0        | 0         | 8.1          | 2          | 1          | 1          | 0         | 1         | 6          | 6          | 1         | 0        | .091        |
| Bixler, Brandon.....    | 1         | 1         | 0.73        | 6         | 0         | 0        | 0        | 0         | 12.1         | 6          | 2          | 1          | 0         | 1         | 4          | 18         | 2         | 0        | .143        |
| Burris, Josh.....       | 4         | 2         | 3.70        | 12        | 8         | 0        | 0        | 0         | 41.1         | 32         | 21         | 17         | 2         | 4         | 32         | 48         | 7         | 0        | .219        |
| Eades, Ryan.....        | 0         | 0         | 4.60        | 10        | 0         | 0        | 0        | 0         | 15.2         | 13         | 9          | 8          | 0         | 2         | 12         | 13         | 3         | 0        | .236        |
| Ferreira, Andrew.....   | 1         | 0         | 2.57        | 13        | 0         | 0        | 0        | 0         | 21.0         | 11         | 6          | 6          | 1         | 3         | 14         | 30         | 3         | 1        | .162        |
| Gallant, Dallas.....    | 2         | 1         | 5.40        | 8         | 0         | 0        | 0        | 0         | 10.0         | 8          | 6          | 6          | 0         | 1         | 4          | 8          | 0         | 0        | .229        |
| Gilbert, Brian.....     | 1         | 0         | 0.00        | 5         | 0         | 0        | 0        | 1         | 6.0          | 1          | 0          | 0          | 0         | 0         | 1          | 7          | 0         | 0        | .050        |
| Goldsmith, Carson.....  | 1         | 2         | 5.50        | 14        | 0         | 0        | 0        | 1         | 18.0         | 19         | 11         | 11         | 1         | 0         | 10         | 29         | 3         | 0        | .271        |
| Gonsalves, Stephen..... | 1         | 1         | 1.29        | 3         | 3         | 0        | 0        | 0         | 14.0         | 10         | 2          | 2          | 0         | 0         | 4          | 21         | 2         | 1        | .200        |
| Irby, C.K.....          | 0         | 1         | 3.29        | 10        | 0         | 0        | 0        | 1         | 13.2         | 10         | 6          | 5          | 1         | 2         | 7          | 10         | 1         | 0        | .204        |
| Jorge, Felix.....       | 2         | 2         | 2.95        | 12        | 12        | 0        | 0        | 0         | 61.0         | 56         | 26         | 20         | 2         | 2         | 18         | 72         | 5         | 1        | .245        |
| Landa, Yorman.....      | 3         | 4         | 2.78        | 12        | 12        | 0        | 0        | 0         | 55.0         | 46         | 25         | 17         | 1         | 8         | 29         | 46         | 7         | 0        | .227        |
| Lo, Kuo Hua.....        | 2         | 1         | 2.37        | 15        | 4         | 0        | 0        | 2         | 38.0         | 29         | 10         | 10         | 3         | 2         | 14         | 34         | 1         | 1        | .209        |
| Malinowski, Austin..... | 4         | 3         | 2.01        | 20        | 0         | 0        | 0        | 1         | 40.1         | 27         | 11         | 9          | 0         | 3         | 17         | 43         | 3         | 0        | .190        |
| Martinez, Andre.....    | 0         | 1         | 8.18        | 19        | 1         | 0        | 0        | 0         | 22.0         | 24         | 29         | 20         | 4         | 3         | 25         | 29         | 3         | 0        | .264        |
| Mendonca, Tanner.....   | 2         | 1         | 8.49        | 12        | 7         | 0        | 0        | 0         | 23.1         | 24         | 26         | 22         | 2         | 1         | 37         | 23         | 1         | 0        | .279        |
| Mildren, Ethan.....     | 1         | 1         | 1.65        | 12        | 0         | 0        | 0        | 0         | 16.1         | 15         | 4          | 3          | 0         | 0         | 7          | 13         | 0         | 0        | .254        |
| Nunez, Luis.....        | 0         | 0         | 0.00        | 4         | 0         | 0        | 0        | 3         | 5.0          | 4          | 0          | 0          | 0         | 0         | 3          | 8          | 3         | 0        | .211        |
| Peterson, Brandon.....  | 0         | 2         | 2.96        | 19        | 0         | 0        | 0        | 5         | 27.1         | 22         | 9          | 9          | 3         | 0         | 9          | 40         | 2         | 0        | .224        |
| Robb, Hein.....         | 4         | 4         | 2.71        | 11        | 11        | 1        | 1        | 0         | 63.0         | 63         | 20         | 19         | 2         | 3         | 13         | 52         | 4         | 0        | .263        |
| Rosario, Randy.....     | 4         | 3         | 2.82        | 9         | 9         | 0        | 0        | 0         | 44.2         | 42         | 16         | 14         | 0         | 1         | 18         | 37         | 3         | 1        | .251        |
| Shibuya, Tim.....       | 3         | 1         | 2.33        | 6         | 0         | 0        | 0        | 0         | 19.1         | 17         | 6          | 5          | 0         | 2         | 4          | 13         | 1         | 0        | .230        |
| Slegers, Aaron.....     | 0         | 0         | 0.47        | 9         | 0         | 0        | 0        | 3         | 19.0         | 16         | 2          | 1          | 0         | 1         | 2          | 18         | 0         | 0        | .246        |
| Stewart, Kohl.....      | 0         | 0         | 0.00        | 1         | 1         | 0        | 0        | 0         | 4.0          | 1          | 0          | 0          | 0         | 0         | 1          | 8          | 0         | 0        | .077        |
| <b>Totals</b>           | <b>37</b> | <b>31</b> | <b>3.10</b> | <b>68</b> | <b>68</b> | <b>1</b> | <b>8</b> | <b>17</b> | <b>598.2</b> | <b>498</b> | <b>248</b> | <b>206</b> | <b>22</b> | <b>42</b> | <b>291</b> | <b>626</b> | <b>55</b> | <b>5</b> | <b>.228</b> |

# GULF COAST LEAGUE



## GCL TWINS

## RAMON BORREGO

### MANAGER

Gulf Coast League - Rookie (24th year)

GCL Twins 2013 Record.....28-32 (3rd place)

Named manager

7/7/10, replacing

Chris Heintz

1410 SIX MILE CYPRESS PARKWAY

FT. MYERS, FL 33912

(239) 533-7640

FAX: (239) 485-2448

Stadium ..... Lee County Sports Complex  
 Manager ..... Ramon Borrego  
 Coach ..... Rudy Hernandez  
 Pitching Coach ..... Ehren Wasserman  
 Coach ..... Riccardo Ingram  
 Trainer ..... Steven Taylor



## 2013 FINAL STATISTICS

| PLAYERS            | AVG  | G  | AB   | R   | H   | 2B | 3B | HR | RBI | SF | SH | HB | BB  | SO  | SB | CS | E  | OBP  |
|--------------------|------|----|------|-----|-----|----|----|----|-----|----|----|----|-----|-----|----|----|----|------|
| Bigley, Evan       | .240 | 7  | 25   | 2   | 6   | 4  | 1  | 0  | 4   | 0  | 0  | 0  | 4   | 4   | 0  | 0  | 0  | .345 |
| Christensen, Chad  | .235 | 47 | 162  | 23  | 38  | 7  | 3  | 3  | 21  | 4  | 2  | 4  | 13  | 21  | 4  | 2  | 13 | .301 |
| Fernandez, Jorge   | .236 | 36 | 123  | 14  | 29  | 7  | 2  | 3  | 19  | 3  | 0  | 2  | 6   | 19  | 2  | 1  | 2  | .276 |
| Gonzales, Mike     | .313 | 5  | 16   | 2   | 5   | 0  | 0  | 1  | 2   | 0  | 0  | 0  | 3   | 6   | 0  | 0  | 0  | .421 |
| Hinojosa, Jonatan  | .236 | 48 | 140  | 24  | 33  | 4  | 5  | 0  | 15  | 0  | 3  | 1  | 14  | 28  | 10 | 2  | 14 | .310 |
| Hurt, Will         | .243 | 26 | 74   | 11  | 18  | 1  | 1  | 0  | 6   | 1  | 0  | 2  | 16  | 17  | 7  | 1  | 5  | .387 |
| Kanzler, Jason     | .220 | 44 | 159  | 19  | 35  | 6  | 6  | 3  | 15  | 1  | 1  | 2  | 13  | 50  | 13 | 1  | 3  | .286 |
| Larson, Zach       | .317 | 35 | 120  | 25  | 38  | 6  | 0  | 4  | 19  | 2  | 1  | 4  | 10  | 23  | 9  | 0  | 0  | .382 |
| Mastroianni, Darin | .143 | 3  | 7    | 1   | 1   | 0  | 0  | 0  | 2   | 1  | 0  | 1  | 2   | 1   | 2  | 0  | 1  | .364 |
| Minier, Amaury     | .214 | 31 | 112  | 10  | 24  | 5  | 2  | 6  | 17  | 1  | 0  | 0  | 6   | 29  | 1  | 1  | 6  | .252 |
| Molina, Nelson     | .110 | 36 | 109  | 13  | 12  | 1  | 0  | 0  | 3   | 0  | 2  | 3  | 6   | 15  | 2  | 3  | 8  | .178 |
| Navarreto, Brian   | .228 | 42 | 137  | 15  | 31  | 10 | 0  | 3  | 16  | 1  | 1  | 4  | 15  | 35  | 3  | 1  | 3  | .318 |
| Pacheco, Adonis    | .225 | 46 | 142  | 16  | 32  | 6  | 4  | 1  | 12  | 2  | 0  | 0  | 14  | 19  | 5  | 2  | 4  | .291 |
| Polanco, Joel      | .203 | 25 | 79   | 5   | 16  | 6  | 1  | 0  | 12  | 2  | 0  | 4  | 8   | 24  | 0  | 1  | 3  | .301 |
| Ramirez, Wilkin    | .273 | 4  | 11   | 2   | 3   | 1  | 0  | 1  | 1   | 0  | 0  | 0  | 1   | 2   | 0  | 0  | 0  | .333 |
| Ray, Lance         | .231 | 7  | 26   | 4   | 6   | 1  | 0  | 0  | 2   | 0  | 0  | 1  | 4   | 6   | 1  | 0  | 0  | .355 |
| Schwarz, Rick      | .148 | 26 | 81   | 5   | 12  | 2  | 0  | 0  | 6   | 2  | 1  | 3  | 6   | 23  | 1  | 0  | 0  | .228 |
| Swim, Alex         | .287 | 37 | 122  | 16  | 35  | 7  | 0  | 0  | 12  | 3  | 2  | 1  | 14  | 14  | 0  | 0  | 5  | .357 |
| Thomas, Ivory      | .255 | 16 | 51   | 6   | 13  | 3  | 0  | 0  | 3   | 0  | 1  | 2  | 8   | 13  | 5  | 1  | 1  | .377 |
| Tufts, Ryan        | .193 | 28 | 88   | 5   | 17  | 5  | 0  | 0  | 4   | 0  | 0  | 3  | 6   | 25  | 0  | 1  | 1  | .268 |
| Vielma, Engelb     | .237 | 42 | 131  | 20  | 31  | 3  | 0  | 0  | 11  | 2  | 2  | 2  | 15  | 23  | 7  | 3  | 13 | .320 |
| Totals             | .227 | 60 | 1915 | 238 | 435 | 85 | 25 | 25 | 202 | 25 | 16 | 39 | 184 | 397 | 72 | 20 | 89 | .304 |

| PITCHER            | W  | L  | ERA   | G  | GS | CG | SH | SV | IP    | H   | R   | ER  | HR | HR | BB  | SO  | WP | BK | BAA  |
|--------------------|----|----|-------|----|----|----|----|----|-------|-----|-----|-----|----|----|-----|-----|----|----|------|
| Abreu, Jose        | 2  | 3  | 1.61  | 18 | 0  | 0  | 0  | 5  | 28.0  | 18  | 7   | 5   | 1  | 2  | 5   | 30  | 2  | 2  | .184 |
| Bard, Luke         | 0  | 0  | 12.00 | 4  | 0  | 0  | 0  | 0  | 3.0   | 5   | 5   | 4   | 0  | 0  | 3   | 1   | 0  | 0  | .333 |
| Blackburn, Nick    | 1  | 0  | 2.77  | 3  | 3  | 0  | 0  | 0  | 13.0  | 15  | 4   | 4   | 0  | 0  | 0   | 10  | 0  | 0  | .300 |
| Boer, Madison      | 0  | 0  | 0.00  | 2  | 0  | 0  | 0  | 1  | 3.0   | 5   | 2   | 0   | 0  | 0  | 0   | 5   | 0  | 0  | .357 |
| Booser, Cameron    | 0  | 0  | 2.45  | 3  | 0  | 0  | 0  | 0  | 3.2   | 3   | 2   | 1   | 0  | 0  | 0   | 3   | 0  | 0  | .200 |
| Davies, Kyle       | 0  | 0  | 0.00  | 1  | 1  | 0  | 0  | 0  | 5.0   | 3   | 0   | 0   | 0  | 0  | 1   | 7   | 0  | 0  | .167 |
| Defrank, Damian    | 2  | 0  | 2.33  | 8  | 2  | 0  | 0  | 0  | 19.1  | 20  | 5   | 5   | 1  | 1  | 5   | 12  | 2  | 0  | .274 |
| De Vries, Cole     | 0  | 0  | 0.00  | 1  | 1  | 0  | 0  | 0  | 3.0   | 0   | 0   | 0   | 0  | 0  | 0   | 4   | 0  | 0  | .000 |
| Easton, Brandon    | 1  | 3  | 7.45  | 10 | 3  | 0  | 0  | 0  | 19.1  | 25  | 21  | 16  | 0  | 0  | 13  | 11  | 4  | 0  | .313 |
| Gibbons, Sam       | 3  | 3  | 1.91  | 13 | 8  | 0  | 0  | 0  | 42.1  | 40  | 16  | 9   | 0  | 4  | 10  | 30  | 4  | 1  | .250 |
| Gonsalves, Stephen | 1  | 0  | 0.63  | 5  | 2  | 0  | 0  | 0  | 14.1  | 8   | 1   | 1   | 0  | 0  | 7   | 18  | 0  | 0  | .163 |
| Gonzalez, Miguel   | 0  | 0  | 1.05  | 20 | 0  | 0  | 0  | 3  | 25.2  | 20  | 6   | 3   | 0  | 3  | 9   | 33  | 1  | 1  | .215 |
| Guerra, Deolis     | 0  | 1  | 4.50  | 3  | 0  | 0  | 0  | 0  | 4.0   | 3   | 2   | 2   | 0  | 0  | 1   | 3   | 0  | 0  | .214 |
| Guyer, Josh        | 1  | 2  | 5.30  | 15 | 0  | 0  | 0  | 1  | 18.2  | 18  | 15  | 11  | 2  | 2  | 13  | 22  | 5  | 0  | .254 |
| Hayden, Zach       | 1  | 0  | 0.00  | 10 | 0  | 0  | 0  | 0  | 9.0   | 7   | 0   | 0   | 0  | 0  | 2   | 5   | 6  | 1  | .206 |
| Hernandez, Pedro   | 0  | 1  | 2.57  | 2  | 1  | 0  | 0  | 0  | 7.0   | 8   | 2   | 2   | 0  | 0  | 0   | 6   | 1  | 0  | .308 |
| Hu, Chih-Wei       | 2  | 0  | 2.45  | 12 | 5  | 0  | 0  | 0  | 36.2  | 28  | 11  | 10  | 0  | 0  | 8   | 39  | 2  | 0  | .207 |
| Meyer, Alex        | 0  | 0  | 1.08  | 3  | 3  | 0  | 0  | 0  | 8.1   | 7   | 1   | 1   | 0  | 0  | 3   | 16  | 0  | 0  | .233 |
| Oliveros, Lester   | 0  | 0  | 0.00  | 6  | 0  | 0  | 0  | 2  | 6.1   | 4   | 0   | 0   | 0  | 0  | 3   | 8   | 0  | 0  | .200 |
| Penilla, Derrick   | 1  | 2  | 5.40  | 14 | 1  | 0  | 0  | 3  | 13.1  | 19  | 11  | 8   | 0  | 1  | 7   | 13  | 3  | 1  | .339 |
| Pugh, Bruce        | 0  | 0  | 5.40  | 3  | 0  | 0  | 0  | 0  | 3.1   | 3   | 3   | 2   | 0  | 0  | 3   | 4   | 1  | 0  | .214 |
| Romero, Fernando   | 2  | 0  | 1.60  | 12 | 6  | 0  | 0  | 0  | 45.0  | 32  | 12  | 8   | 0  | 3  | 13  | 47  | 2  | 0  | .196 |
| Sattler, Daniel    | 1  | 3  | 5.40  | 10 | 0  | 0  | 0  | 0  | 10.0  | 11  | 9   | 6   | 1  | 1  | 2   | 8   | 0  | 0  | .268 |
| Solbach, Markus    | 1  | 1  | 0.96  | 5  | 0  | 0  | 0  | 0  | 9.1   | 8   | 4   | 1   | 0  | 0  | 2   | 1   | 5  | 1  | .222 |
| Stewart, Kohl      | 0  | 0  | 1.69  | 6  | 3  | 0  | 0  | 0  | 16.0  | 12  | 7   | 3   | 0  | 1  | 3   | 16  | 1  | 0  | .188 |
| Stirewalt, Tyler   | 1  | 1  | 0.57  | 12 | 0  | 0  | 0  | 1  | 15.2  | 8   | 1   | 1   | 0  | 1  | 5   | 20  | 1  | 0  | .148 |
| Thorpe, Lewis      | 4  | 1  | 2.05  | 12 | 8  | 0  | 0  | 0  | 44.0  | 32  | 13  | 10  | 2  | 2  | 6   | 64  | 3  | 0  | .203 |
| Wagner, Seth       | 0  | 0  | 2.53  | 6  | 0  | 0  | 0  | 0  | 10.2  | 5   | 4   | 3   | 0  | 0  | 7   | 8   | 1  | 0  | .139 |
| Wilson, Jared      | 3  | 2  | 5.23  | 10 | 3  | 0  | 0  | 0  | 20.2  | 19  | 13  | 12  | 0  | 6  | 10  | 22  | 4  | 0  | .244 |
| Wimmers, Alex      | 0  | 1  | 7.20  | 6  | 6  | 0  | 0  | 0  | 15.0  | 25  | 15  | 12  | 1  | 2  | 5   | 18  | 2  | 0  | .357 |
| Zazueta, Leonel    | 0  | 5  | 4.67  | 14 | 4  | 0  | 0  | 0  | 27.0  | 35  | 18  | 14  | 1  | 1  | 11  | 19  | 4  | 1  | .310 |
| Zoquiel, Reyson    | 1  | 3  | 9.64  | 15 | 0  | 0  | 0  | 0  | 14.0  | 17  | 18  | 15  | 0  | 2  | 17  | 12  | 3  | 2  | .293 |
| Totals             | 28 | 32 | 2.94  | 60 | 60 | 0  | 3  | 16 | 513.2 | 463 | 228 | 168 | 9  | 36 | 176 | 520 | 48 | 9  | .238 |

# DOMINICAN REPUBLIC BASEBALL ACADEMY

The Twins Dominican Republic operations completed its 10th season of operations at the Baseball City Complex in Boca Chica, Dominican Republic in 2013.

The Complejo Latinoamericano de Beisbol, S.A. (a.k.a. "Baseball City") opened in May of 2004 and now houses five major league organizations: Arizona, Baltimore, Chicago White Sox, Cincinnati and the Twins. Each club has its own individual facilities within one large complex.

The club provides housing and meals for amateur players working out in the Academy program, as well as for its professional players on the Dominican Summer League team.

A lower level of the two-story building includes a locker room, weight training room, office/meeting space, laundry, kitchen and a large dining room. The second floor features seven dormitory rooms which can accommodate up to 56 players, two large staff rooms and a large game room. Programs are provided year-round to teach English and cultural development to all signed players.

Boca Chica is located 30 minutes east of downtown Santo Domingo and the Twins complex is just 15 minutes from the international airport.

The playing facilities include a full-sized playing field, an additional infield for workouts and drills, two covered batting tunnels and a six-mound training area for pitchers.

The Twins Dominican facility is in full operation from February through mid-December.

## 2013 DOMINICAN ACADEMY STAFF

|                              |                  |                        |                            |
|------------------------------|------------------|------------------------|----------------------------|
| Francis (Jimmy) Alvarez..... | Manager          | Ramona Marte.....      | Cleaning/Kitchen           |
| Manuel Santana.....          | Pitching Coach   | Adolfo Perez.....      | Clubhouse/Laundry          |
| Ramon Nivar.....             | Hitting Coach    | Ramon Perez.....       | Grounds                    |
| Juan Carlos Pinto.....       | Trainer          | Rubensino Lorenzo..... | Team Doctor                |
| Francisco Solano.....        | Administrator    | Fred Guerrero.....     | Coordinator of Scouting    |
| Esther Reyes.....            | Head Cook        | Luis Lajara.....       | Scout - Southwest D.R.     |
| Mercedes Rosario.....        | Kitchen Staff    | Eduardo Soriano.....   | Scout - Santo Domingo      |
| Ana Maria Martinez.....      | Cleaning/Kitchen | Manuel Luciano.....    | Associate Scout - Santiago |
| Merary Reyes.....            | Cleaning/Cook    | RBI Consulting.....    | English Education          |

## 2013 FINAL STATISTICS

| PLAYER                  | AVG         | G         | AB          | R          | H          | 2B        | 3B        | HR        | RBI        | SH        | SF        | HB        | BB         | SO         | SB         | CS        | E          | OBP         |
|-------------------------|-------------|-----------|-------------|------------|------------|-----------|-----------|-----------|------------|-----------|-----------|-----------|------------|------------|------------|-----------|------------|-------------|
| Alvarez, Jhonathan..... | .138        | 34        | 87          | 10         | 12         | 3         | 0         | 1         | 6          | 0         | 0         | 4         | 13         | 31         | 1          | 2         | 4          | .279        |
| Amarante, Junior.....   | .195        | 29        | 77          | 10         | 15         | 1         | 0         | 0         | 3          | 0         | 0         | 0         | 12         | 21         | 7          | 3         | 2          | .303        |
| Andrade, Jorge.....     | .179        | 11        | 28          | 10         | 5          | 1         | 1         | 0         | 4          | 1         | 0         | 0         | 9          | 8          | 3          | 4         | 3          | .378        |
| Baez, Dabul.....        | .335        | 57        | 164         | 43         | 55         | 8         | 1         | 0         | 14         | 2         | 1         | 5         | 29         | 37         | 27         | 11        | 4          | .447        |
| Concepcion, Eddy.....   | .215        | 38        | 130         | 12         | 28         | 5         | 2         | 2         | 20         | 0         | 3         | 2         | 16         | 29         | 2          | 2         | 1          | .305        |
| Encarnacion, Frank..... | .273        | 39        | 139         | 15         | 38         | 13        | 2         | 2         | 25         | 0         | 2         | 4         | 13         | 32         | 6          | 3         | 2          | .348        |
| Gonzalez, Luis.....     | .077        | 7         | 26          | 1          | 2          | 0         | 0         | 0         | 0          | 0         | 0         | 1         | 2          | 8          | 1          | 0         | 0          | .172        |
| Guzman, Manuel.....     | .291        | 44        | 151         | 29         | 44         | 4         | 3         | 1         | 16         | 5         | 2         | 3         | 24         | 19         | 14         | 11        | 10         | .394        |
| Hernandez, Jet.....     | .174        | 30        | 86          | 18         | 15         | 4         | 1         | 0         | 9          | 2         | 0         | 1         | 21         | 35         | 11         | 4         | 3          | .343        |
| Martinez, Carlos.....   | .219        | 49        | 146         | 18         | 32         | 9         | 2         | 0         | 9          | 1         | 2         | 2         | 18         | 31         | 11         | 6         | 14         | .310        |
| Mateo, Francis.....     | .269        | 47        | 167         | 18         | 45         | 10        | 2         | 2         | 28         | 0         | 2         | 4         | 5          | 42         | 3          | 2         | 7          | .303        |
| Montesino, Ariel.....   | .270        | 23        | 74          | 10         | 20         | 2         | 3         | 1         | 11         | 1         | 0         | 3         | 12         | 19         | 8          | 2         | 3          | .393        |
| Parra, Jorge.....       | .195        | 45        | 159         | 19         | 31         | 5         | 1         | 0         | 15         | 1         | 2         | 2         | 15         | 44         | 7          | 4         | 3          | .270        |
| Ramirez, Joel.....      | .252        | 53        | 143         | 36         | 36         | 7         | 1         | 0         | 20         | 5         | 2         | 6         | 29         | 33         | 20         | 8         | 23         | .394        |
| Silva, Rainis.....      | .223        | 45        | 148         | 15         | 33         | 4         | 0         | 0         | 15         | 1         | 3         | 2         | 13         | 33         | 1          | 1         | 9          | .289        |
| Tovar, Antonio.....     | .191        | 44        | 131         | 15         | 25         | 2         | 0         | 0         | 7          | 1         | 0         | 2         | 24         | 29         | 12         | 1         | 1          | .325        |
| Valera, Rafael P.....   | .257        | 55        | 171         | 31         | 44         | 5         | 2         | 0         | 28         | 2         | 3         | 7         | 42         | 28         | 19         | 10        | 10         | .417        |
| Yfante, Gabriel A.....  | .235        | 43        | 119         | 19         | 28         | 4         | 1         | 1         | 16         | 2         | 1         | 2         | 23         | 30         | 8          | 2         | 3          | .366        |
| <b>Totals</b>           | <b>.237</b> | <b>69</b> | <b>2146</b> | <b>329</b> | <b>508</b> | <b>87</b> | <b>22</b> | <b>10</b> | <b>246</b> | <b>24</b> | <b>23</b> | <b>50</b> | <b>320</b> | <b>509</b> | <b>161</b> | <b>76</b> | <b>122</b> | <b>.346</b> |

| PITCHER                   | W         | L         | ERA         | G         | GS        | CG       | SH       | SV        | IP           | H          | R          | ER         | HR        | HB        | BB         | SO         | WP         | BK       | BAA         |
|---------------------------|-----------|-----------|-------------|-----------|-----------|----------|----------|-----------|--------------|------------|------------|------------|-----------|-----------|------------|------------|------------|----------|-------------|
| Aponte, Carlos.....       | 6         | 3         | 4.41        | 19        | 3         | 0        | 0        | 0         | 34.2         | 40         | 27         | 17         | 0         | 6         | 11         | 24         | 3          | 0        | .292        |
| Cabrera, Robener.....     | 1         | 2         | 4.66        | 20        | 2         | 0        | 0        | 2         | 36.2         | 34         | 23         | 19         | 0         | 4         | 12         | 26         | 9          | 0        | .239        |
| Del Rosario, Eduardo..... | 2         | 3         | 2.03        | 15        | 9         | 0        | 0        | 1         | 44.1         | 22         | 19         | 10         | 1         | 6         | 25         | 30         | 10         | 0        | .154        |
| Hernandez, Onesimo.....   | 2         | 3         | 4.08        | 14        | 8         | 0        | 0        | 0         | 46.1         | 48         | 32         | 21         | 1         | 8         | 17         | 32         | 8          | 0        | .274        |
| Herrera, Ramses.....      | 1         | 2         | 4.54        | 13        | 7         | 0        | 0        | 0         | 37.2         | 30         | 21         | 19         | 3         | 4         | 21         | 31         | 1          | 0        | .222        |
| Jimenez, Jadison.....     | 2         | 2         | 3.90        | 13        | 3         | 0        | 0        | 1         | 30.0         | 28         | 15         | 13         | 1         | 0         | 12         | 21         | 8          | 0        | .255        |
| Liranzo, Wilfredo.....    | 3         | 4         | 3.07        | 16        | 6         | 0        | 0        | 0         | 41.0         | 21         | 17         | 14         | 0         | 7         | 27         | 62         | 9          | 1        | .151        |
| Perez, Randolph.....      | 0         | 0         | 6.23        | 9         | 0         | 0        | 0        | 1         | 8.2          | 10         | 8          | 6          | 0         | 3         | 5          | 9          | 1          | 0        | .278        |
| Perez, Sebastian.....     | 2         | 2         | 4.64        | 20        | 0         | 0        | 3        | 33.0      | 33           | 28         | 17         | 1          | 6         | 16        | 18         | 8          | 1          | 1        | .258        |
| Quezada, Johan.....       | 0         | 1         | 10.29       | 11        | 5         | 0        | 0        | 0         | 14.0         | 14         | 21         | 16         | 0         | 2         | 28         | 12         | 14         | 0        | .264        |
| Ramirez, Jose.....        | 1         | 2         | 3.51        | 13        | 9         | 0        | 0        | 0         | 41.0         | 37         | 21         | 16         | 1         | 2         | 20         | 34         | 4          | 0        | .240        |
| Ramirez, Williams.....    | 3         | 1         | 2.45        | 17        | 2         | 0        | 0        | 0         | 33.0         | 13         | 11         | 9          | 0         | 2         | 25         | 35         | 5          | 0        | .123        |
| Reyes, Reudis.....        | 0         | 1         | 13.50       | 1         | 0         | 0        | 0        | 0         | 0.2          | 0          | 1          | 1          | 0         | 0         | 2          | 0          | 3          | 0        | .000        |
| Rosario, Gabriel.....     | 2         | 0         | 7.36        | 14        | 0         | 0        | 0        | 0         | 18.1         | 28         | 16         | 15         | 1         | 0         | 9          | 12         | 10         | 0        | .350        |
| Silva, Argenis.....       | 0         | 0         | 19.29       | 4         | 0         | 0        | 0        | 0         | 2.1          | 2          | 6          | 5          | 1         | 0         | 7          | 0          | 0          | 0        | .222        |
| Silva, Jhon.....          | 3         | 3         | 2.62        | 25        | 0         | 0        | 0        | 11        | 34.1         | 19         | 10         | 10         | 0         | 3         | 19         | 33         | 11         | 0        | .160        |
| Tapia, Alexis.....        | 2         | 1         | 2.13        | 11        | 7         | 0        | 0        | 0         | 42.1         | 32         | 13         | 10         | 2         | 1         | 5          | 31         | 3          | 0        | .203        |
| Vargas, Javier.....       | 4         | 1         | 2.70        | 12        | 4         | 0        | 0        | 0         | 33.1         | 38         | 14         | 10         | 1         | 2         | 9          | 26         | 1          | 1        | .292        |
| Villasana, Elias.....     | 1         | 1         | 2.79        | 18        | 4         | 0        | 0        | 1         | 38.2         | 39         | 22         | 12         | 2         | 4         | 9          | 26         | 5          | 0        | .252        |
| Zarzueta, Ezequiel.....   | 1         | 1         | 2.50        | 11        | 0         | 0        | 0        | 1         | 18.0         | 15         | 6          | 5          | 0         | 1         | 5          | 13         | 3          | 0        | .234        |
| <b>Totals</b>             | <b>36</b> | <b>33</b> | <b>3.75</b> | <b>69</b> | <b>69</b> | <b>0</b> | <b>5</b> | <b>21</b> | <b>588.1</b> | <b>503</b> | <b>331</b> | <b>245</b> | <b>15</b> | <b>61</b> | <b>284</b> | <b>475</b> | <b>116</b> | <b>3</b> | <b>.231</b> |

# VENEZUELA BASEBALL ACADEMY

The Twins Venezuela Baseball Academy completed its 19th year in Bejuma, Carabobo, Venezuela. The Twins facilities include a 3,000 square foot dormitory and clubhouse building which opened in February 2000. The facilities include two large sleeping rooms, locker room, training and exercise areas, and office space.

The club provides housing and meals to its professional players in a mini-camp prior to spring training and during a Fall Instructional League in October. Amateur players are invited to attend workouts in 30-day programs throughout the season.

## 2013 VENEZUELA ACADEMY STAFF

|                        |                    |                        |                            |
|------------------------|--------------------|------------------------|----------------------------|
| Asdrubal Estrada.....  | Manager            | Jose Leon.....         | Coordinator of Scouting    |
| Luis Ramirez.....      | Pitching Coach     | Edgar Guerra.....      | Administrator              |
| Wladimir Morales.....  | Trainer            | Carlos Colmenares..... | Grounds                    |
| Yeni Gonzalez.....     | Cook               | Carlos Belisario.....  | Clubhouse/Grounds          |
| Isabel Castellano..... | Cook               | Juan Padilla.....      | Associate Scout - Oriente  |
| Anadith Luna.....      | Cleaning/Kitchen   | Franklin Parra.....    | Associate Scout - Valencia |
| Ramon Martinez.....    | Cleaning/Clubhouse | Pablo Torres.....      | Associate Scout            |

# 2013 FIRST-YEAR PLAYER DRAFT

| RD        | PLAYER            | POS   | B/T | HT   | WT  | DOB      | HOMETOWN            | SCHOOL                             | SCOUT           |
|-----------|-------------------|-------|-----|------|-----|----------|---------------------|------------------------------------|-----------------|
| 1 (4)     | Kohl Stewart      | RHP   | R/R | 6-3  | 208 | 10/07/94 | Tomball, Tex.       | St. Pius X High School             | G. Runser       |
| 2 (43)    | Ryan Eades        | RHP   | R/R | 6-3  | 195 | 12/15/91 | Slidell, La.        | Louisiana State University         | G. Runser       |
| 3 (78)    | Stuart Turner     | C     | R/R | 6-3  | 215 | 12/27/91 | Eunice, La.         | University of Mississippi          | A. Sandberg     |
| 4 (110)   | Stephen Gonsalves | LHP   | L/L | 6-5  | 195 | 07/08/94 | San Marcos, Calif.  | Cathedral Catholic High School     | J. Leavitt      |
| 5 (140)   | Aaron Slegers     | RHP   | R/R | 6-9  | 250 | 09/04/92 | Scottsdale, Ariz.   | Indiana University                 | J. Pohl         |
| 6 (170)   | Brian Navarro     | C     | R/R | 6-3  | 215 | 12/29/94 | Jacksonville, Fla.  | Arlington Country Day School       | B. Shelton      |
| 7 (200)   | Brian Gilbert     | RHP   | R/R | 6-1  | 215 | 08/09/92 | Toms River, N.J.    | Seton Hall University              | J. Wilson       |
| 8 (230)   | Dustin DeMuth     | 3B    | L/R | 6-3  | 200 | 07/30/91 | Bloomington, Ind.   | Indiana University                 | J. Pohl         |
| 9 (260)   | Mitchell Garver   | C     | R/R | 6-1  | 210 | 01/15/91 | Albuquerque, N.M.   | University of New Mexico           | T. Williams     |
| 10 (290)  | C.K. Irby         | RHP   | R/R | 6-2  | 200 | 05/06/92 | Florence, Ala.      | Samford University                 | J. Powell       |
| 11 (320)  | Nelson Molina     | SS/2B | L/R | 6-3  | 175 | 04/30/95 | Arecibo, P.R.       | Antonio Lucchetti High School      | F. Thon         |
| 12 (350)  | Ethan Mildren     | RHP   | R/R | 6-4  | 220 | 06/04/91 | Hopwood, Penn.      | University of Pittsburgh           | J. Weitzel      |
| 13 (380)  | Brandon Peterson  | RHP   | R/R | 6-1  | 195 | 09/23/91 | Savage, Minn.       | Wichita State University           | J.R. Dimercurio |
| 14 (410)  | Zack Granite      | OF    | L/L | 6-0  | 175 | 09/17/92 | Staten Island, N.Y. | Seton Hall University              | J. Wilson       |
| 15 (440)  | Derrick Penilla   | LHP   | L/L | 6-2  | 185 | 12/31/91 | San Dimas, Calif.   | Mt. San Antonio College            | J. Leavitt      |
| 16 (470)  | Brandon Bixler    | LHP   | R/L | 5-11 | 175 | 12/31/91 | Oviedo, Fla.        | Florida Gulf Coast University      | F. Thon         |
| 17 (500)  | Tanner Mendonca   | RHP   | R/R | 6-4  | 207 | 06/18/92 | Sacramento, Calif.  | Sacramento State University        | E. Strankman    |
| 18 (530)  | Ryan Walker       | SS    | L/R | 6-1  | 170 | 03/26/92 | Arlington, Tex.     | University of Texas-Arlington      | M. Esposito     |
| 19 (560)  | Jared Wilson      | RHP   | R/R | 6-4  | 215 | 04/26/90 | Cypress, Calif.     | University of Cal.-Santa Barbara   | T. Cameron      |
| 20 (590)  | Jason Kanzler     | OF    | R/R | 6-0  | 190 | 08/20/90 | Penfield, N.Y.      | University of Buffalo              | J. Weitzel      |
| 21 (620)  | Tyler Stirewalt   | RHP   | R/R | 6-3  | 215 | 12/06/90 | Bernardino, Calif.  | Fresno State University            | E. Strankman    |
| 22 (650)  | Alex Swim         | C     | L/R | 5-11 | 185 | 03/26/91 | Greensboro, N.C.    | Elon University                    | R. Taylor       |
| 23 (680)  | Zach Hayden       | RHP   | R/R | 6-1  | 220 | 10/29/91 | Martinez, Ga.       | University of South Carolina-Aiken | R. Taylor       |
| 24 (710)  | Brandon Easton    | LHP   | L/L | 6-5  | 190 | 02/21/92 | Rome, Ohio          | Lakeland Community College         | J. Weitzel      |
| 25 (740)  | Chad Christensen  | OF    | R/R | 6-3  | 200 | 10/06/90 | Cedar Rapids, Iowa  | University of Nebraska             | M. Wilson       |
| 26 (770)  | Ryan Halstead     | RHP   | L/R | 6-5  | 220 | 05/13/92 | Alta Loma, Calif.   | Indiana University                 | J. Pohl         |
| 27 (800)  | Taylor Blatch     | RHP   | R/R | 5-10 | 162 | 06/06/95 | Stuart, Fla.        | Jensen Beach High School           | F. Thon         |
| 28 (830)  | Chris Erwin       | LHP   | L/L | 6-0  | 175 | 08/10/95 | Grayson, Ga.        | Grayson High School                | J. Powell       |
| 29 (860)  | Logan Shore       | RHP   | R/R | 6-2  | 215 | 12/28/94 | Coon Rapids, Minn.  | Coon Rapids High School            | M. Wilson       |
| 30 (890)  | Tanner Vavra      | 2B    | R/R | 5-11 | 180 | 07/06/89 | Menomonie, Wis.     | Valparaiso University              | J. Pohl         |
| 31 (920)  | A.J. Bogucki      | RHP   | R/R | 6-3  | 200 | 05/02/95 | Gilbertsville, Pa.  | Boyetown Senior High School        | J. Weitzel      |
| 32 (950)  | Carlos Avila      | SS    | R/R | 5-10 | 180 | 03/28/90 | Lomita, Calif.      | Cal St University-Dominguez Hills  | T. Cameron      |
| 33 (980)  | Steven Sensley    | OF    | L/L | 6-0  | 198 | 09/06/95 | Baton Rouge, La.    | University High School             | G. Runser       |
| 34 (1010) | Ivory Thomas      | OF    | R/R | 5-9  | 180 | 08/24/91 | Los Angeles, Calif. | Cal St University-Dominguez Hills  | T. Cameron      |
| 35 (1040) | Nick Lemoncelli   | LHP   | L/L | 6-4  | 210 | 07/20/92 | Tacoma, Wash.       | Lower Columbia College             | T. Brown        |
| 36 (1070) | Joseph Greenfield | RHP   | R/R | 6-3  | 230 | 12/03/91 | Orland Park, Ill.   | Eastern Illinois University        | J. Pohl         |
| 37 (1100) | Julian Service    | OF    | R/R | 6-3  | 190 | 08/23/93 | Sarnia, Ontario     | Northeast Texas Community College  | M. Wilson       |
| 38 (1130) | Javier Salas      | RHP   | R/R | 6-4  | 227 | 03/24/92 | Coral Gables, Fla.  | University of Miami                | F. Thon         |
| 39 (1160) | Seth Wagner       | LHP   | L/L | 6-7  | 220 | 12/27/94 | Burnham, Penn.      | Mifflin County High School         | J. Weitzel      |
| 40 (1190) | Kelly Starnes     | OF    | R/R | 6-1  | 190 | 08/13/93 | Pittsburgh, Calif.  | Los Medanos College                | E. Strankman    |

**BOLD** indicates signed player

\* The Twins signed 28 players from the 2013 First-Year Player Draft.



## *Kohl Stewart*

Kohl Stewart was drafted fourth overall by the Minnesota Twins in the 2013 First-Year Player Draft.

Stewart made seven appearances, four starts, between the GCL Twins and Rookie Level Elizabethton, going 0-0 with a 1.35 ERA (20.0 IP, 3 ER), four walks and 24 strikeouts.

# 2013 MINOR LEAGUE AWARDS

## SHERRY ROBERTSON MINOR LEAGUE PLAYER OF THE YEAR

Byron Buxton, OF, Cedar Rapids/Fort Myers

## JIM RANTZ MINOR LEAGUE PITCHER OF THE YEAR

Andrew Albers, LHP, Rochester

### MINOR LEAGUE PLAYER OF THE MONTH

| MONTH  | NAME              | POS | H  | AB  | AVG  | R  | RBI | 2B | HR | AFFILIATE    |
|--------|-------------------|-----|----|-----|------|----|-----|----|----|--------------|
| April  | Byron Buxton      | OF  | 31 | 79  | .392 | 25 | 21  | 5  | 4  | Cedar Rapids |
| May    | Chris Colabello   | IF  | 34 | 80  | .425 | 15 | 20  | 12 | 6  | Rochester    |
| June   | Chris Colabello   | IF  | 34 | 94  | .362 | 18 | 26  | 4  | 8  | Rochester    |
| July   | Adam Brett Walker | OF  | 35 | 115 | .304 | 20 | 31  | 8  | 10 | Cedar Rapids |
| August | Byron Buxton      | OF  | 35 | 87  | .402 | 21 | 4   | 2  | 0  | Fort Myers   |

### MINOR LEAGUE PITCHER OF THE MONTH

| MONTH  | NAME           | POS | W-L-S | ERA  | G/GS | IP   | H  | R | ER | SO | AFFILIATE       |
|--------|----------------|-----|-------|------|------|------|----|---|----|----|-----------------|
| April  | D.J. Baxendale | RHP | 4-0-0 | 1.84 | 5/5  | 29.1 | 21 | 7 | 6  | 25 | Fort Myers      |
| May    | Aaron Thompson | LHP | 0-1-5 | 1.26 | 11/0 | 14.1 | 7  | 2 | 2  | 20 | New Brit./Roch. |
| June   | Michael Tonkin | RHP | 0-0-5 | 0.00 | 8/0  | 11.2 | 5  | 2 | 0  | 11 | Rochester       |
| July   | Matt Summers   | RHP | 2-1-0 | 0.25 | 5/5  | 35.2 | 20 | 3 | 1  | 26 | Fort Myers      |
| August | Taylor Rogers  | LHP | 3-1-0 | 0.89 | 6/6  | 40.1 | 23 | 5 | 4  | 32 | Fort Myers      |

### MINOR LEAGUE PLAYER OF THE WEEK

| WEEK      | NAME              | POS | STATISTICS  | AFFILIATE    |
|-----------|-------------------|-----|---|--------------|
| April 12  | Tyler Duffey      | RHP | 1 G, 1-0-0, 7.0 IP, 0 R, 0 ER, 0 BB, 7 K                  | Cedar Rapids |
| April 19  | Miguel Sano       | IF  | 5 G, .444 (8-for-18), 4 R, 3 HR, 11 RBI, 2 BB, 4 K        | Fort Myers   |
| April 26  | Adam Brett Walker | OF  | 5 G, .455 (10-for-22), 8 R, 1 2B, 4 HR, 13 RBI, 1 BB, 5 K | Cedar Rapids |
| May 5     | Jorge Polanco     | SS  | 7 G, .429 (12-for-28), 2 R, 3 2B, 10 RBI, 1 BB, 4 K       | Cedar Rapids |
| May 10    | Kyle Gibson       | RHP | 1 G, 1-0-0, 9.0 IP, 4 H, 0 R, 0 ER, 2 BB, 8 K             | Rochester    |
| May 17    | Chris Colabello   | IF  | 7 G, .560 (14-for-25), 6 R, 4 2B, 3 HR, 8 RBI, 3 BB, 5 K  | Rochester    |
| May 24    | Logan Darnell     | LHP | 2 G, 1-1-0, 15.0 IP, 9 H, 1 R, 1 ER, 1 BB, 15 K           | New Britain  |
| May 31    | Taylor Rogers     | LHP | 1 G, 1-0-0, 7.0 IP, 7 H, 0 R, 0 ER, 0 BB, 7 K             | Fort Myers   |
| June 7    | Andrew Albers     | LHP | 2 G, 2-0-0, 15.0 IP, 13 H, 4 R, 4 ER, 2 BB, 11 K          | Rochester    |
| June 14   | Byron Buxton      | OF  | 7 G, .406 (13-for-32), 6 R, 3 2B, 1 HR, 9 RBI, 3 BB, 5 K  | Cedar Rapids |
| June 21   | Trevor May        | RHP | 1 G, 1-0-0, 7.2 IP, 4 H, 0 R, 0 ER, 1 BB, 9 K             | New Britain  |
| June 28   | Jorge Polanco     | SS  | 5 G, .500 (12-for-24), 7 R, 2 2B, 1 HR, 11 RBI, 2 K       | Cedar Rapids |
| July 5    | Jhon Goncalves    | OF  | 5 G, .555 (10-for-18), 2 R, 6 2B, 5 RBI, 3 BB, 5 K        | Fort Myers   |
| July 12   | Matt Summers      | RHP | 1 G, 1-0-0, 9.0 IP, 2 H, 0 R, 0 ER, 0 BB, 7 K             | Fort Myers   |
| July 19   | Brett Lee         | LHP | 2 G, 2-0-0, 18.0 IP, 11 H, 2 R, 2 ER, 2 BB, 13 K          | Cedar Rapids |
| July 26   | Edgar Ibarra      | LHP | 2 G, 1-0-0, 4.0 IP, 0 H, 0 R, 0 ER, 0 BB, 6 K             | Rochester    |
| August 2  | Danny Ortiz       | OF  | 5 G, .350 (7-for-20), 3 R, 2 HR, 9 RBI, 1 BB, 3 K         | New Britain  |
| August 9  | Jeff Clement      | 1B  | 7 G, .375 (12-for-32), 3 R, 3 2B, 2 HR, 12 RBI, 1 BB, 3 K | Rochester    |
| August 16 | D.J. Hicks        | 1B  | 6 G, .435 (10-for-23), 5 R, 2 2B, 2 HR, 8 RBI, 2 BB, 5 K  | Fort Myers   |
| August 23 | Danny Santana     | IF  | 7 G, .429 (12-for-28), 4 R, 1 2B, 1 HR, 5 RBI, 2 BB, 4 K  | New Britain  |
| August 30 | Miguel Sano       | IF  | 6 G, .333 (7-for-21), 5 R, 2 2B, 4 HR, 8 RBI, 7 BB, 8 K   | New Britain  |

## Byron Buxton


Outfielder Byron Buxton was named by *Baseball America* as the Minor League Player of the Year, becoming the second Twin to win the honor, joining Joe Mauer in 2003.

Buxton was the second overall pick in the 2012 First-Year Player Draft out of Appling County High School in Georgia. He earned the 2013 Sherry Robertson Award, given to the Twins most outstanding minor league player.



# POSTSEASON

2013 MINNESOTA TWINS SEASON SUMMARY





# 1965 WORLD SERIES

## TWINS VS. LOS ANGELES DODGERS

| DODGERS:         | AVG         | G        | AB         | R         | H         | 2B        | 3B       | HR       | RBI       | BB        | SO        | SB       |
|------------------|-------------|----------|------------|-----------|-----------|-----------|----------|----------|-----------|-----------|-----------|----------|
| Crawford, ph     | .500        | 2        | 2          | 0         | 1         | 0         | 0        | 0        | 0         | 0         | 1         | 0        |
| Lefebvre, 2b     | .400        | 3        | 10         | 2         | 4         | 0         | 0        | 0        | 0         | 0         | 0         | 0        |
| Fairly, rf       | .379        | 7        | 29         | 7         | 11        | 3         | 0        | 2        | 6         | 0         | 1         | 0        |
| Wills, ss        | .367        | 7        | 30         | 3         | 11        | 3         | 0        | 0        | 3         | 1         | 3         | 3        |
| Osteen, p        | .333        | 3        | 3          | 0         | 1         | 0         | 0        | 0        | 0         | 0         | 0         | 0        |
| Parker, 1b       | .304        | 7        | 23         | 3         | 7         | 0         | 1        | 1        | 2         | 3         | 3         | 2        |
| Johnson, lf      | .296        | 7        | 27         | 3         | 8         | 2         | 0        | 2        | 4         | 1         | 3         | 0        |
| Roseboro, c      | .286        | 7        | 21         | 1         | 6         | 1         | 0        | 0        | 3         | 5         | 3         | 1        |
| W. Davis, cf     | .231        | 7        | 26         | 3         | 6         | 0         | 0        | 0        | 0         | 0         | 2         | 3        |
| Gilliam, 3b      | .214        | 7        | 28         | 2         | 6         | 1         | 0        | 0        | 2         | 1         | 0         | 0        |
| Tracewski, ph-2b | .118        | 6        | 17         | 0         | 2         | 0         | 0        | 0        | 0         | 1         | 5         | 0        |
| Koufax, p        | .111        | 3        | 9          | 0         | 1         | 0         | 0        | 0        | 1         | 1         | 5         | 0        |
| Drysdale, p-ph   | .000        | 3        | 5          | 0         | 0         | 0         | 0        | 0        | 0         | 0         | 4         | 0        |
| Moon, ph         | .000        | 2        | 2          | 0         | 0         | 0         | 0        | 0        | 0         | 0         | 0         | 0        |
| Kennedy, 3b-pr   | .000        | 4        | 1          | 0         | 0         | 0         | 0        | 0        | 0         | 0         | 0         | 0        |
| LeJohn, ph       | .000        | 1        | 1          | 0         | 0         | 0         | 0        | 0        | 0         | 0         | 1         | 0        |
| Miller, p        | .000        | 2        | 0          | 0         | 0         | 0         | 0        | 0        | 0         | 0         | 0         | 0        |
| Perranoski, p    | .000        | 2        | 0          | 0         | 0         | 0         | 0        | 0        | 0         | 0         | 0         | 0        |
| Reed, p          | .000        | 2        | 0          | 0         | 0         | 0         | 0        | 0        | 0         | 0         | 0         | 0        |
| Brewer, p        | .000        | 1        | 0          | 0         | 0         | 0         | 0        | 0        | 0         | 0         | 0         | 0        |
| <b>Totals</b>    | <b>.274</b> | <b>7</b> | <b>234</b> | <b>24</b> | <b>64</b> | <b>10</b> | <b>1</b> | <b>5</b> | <b>21</b> | <b>13</b> | <b>31</b> | <b>9</b> |

| Pitchers:     | W        | L        | ERA         | G         | GS       | CG       | SHO      | SV       | IP          | H         | R         | ER        | BB        | SO        |
|---------------|----------|----------|-------------|-----------|----------|----------|----------|----------|-------------|-----------|-----------|-----------|-----------|-----------|
| Miller        | 0        | 0        | 0.00        | 2         | 0        | 0        | 0        | 1        | 1.1         | 0         | 0         | 0         | 0         | 0         |
| Koufax        | 2        | 1        | 0.38        | 3         | 3        | 2        | 2        | 0        | 24.0        | 13        | 2         | 1         | 5         | 29        |
| Osteen        | 1        | 1        | 0.64        | 2         | 2        | 1        | 1        | 0        | 14.0        | 9         | 2         | 1         | 5         | 4         |
| Drysdale      | 1        | 1        | 3.86        | 2         | 2        | 1        | 0        | 0        | 11.2        | 12        | 9         | 5         | 3         | 15        |
| Brewer        | 0        | 0        | 4.50        | 1         | 0        | 0        | 0        | 0        | 2.0         | 3         | 1         | 1         | 0         | 1         |
| Perranoski    | 0        | 0        | 7.36        | 2         | 0        | 0        | 0        | 0        | 3.2         | 3         | 3         | 3         | 4         | 1         |
| Reed          | 0        | 0        | 8.10        | 2         | 0        | 0        | 0        | 0        | 3.1         | 2         | 3         | 3         | 2         | 4         |
| <b>Totals</b> | <b>4</b> | <b>3</b> | <b>2.10</b> | <b>14</b> | <b>7</b> | <b>4</b> | <b>3</b> | <b>0</b> | <b>60.0</b> | <b>42</b> | <b>20</b> | <b>14</b> | <b>19</b> | <b>54</b> |

| TWINS:            | AVG         | G        | AB         | R         | H         | 2B       | 3B       | HR       | RBI       | BB        | SO        | SB       |
|-------------------|-------------|----------|------------|-----------|-----------|----------|----------|----------|-----------|-----------|-----------|----------|
| Killebrew, 3b     | .286        | 7        | 21         | 2         | 6         | 0        | 0        | 1        | 2         | 6         | 4         | 0        |
| Versalles, ss     | .286        | 7        | 28         | 3         | 8         | 1        | 1        | 1        | 4         | 2         | 7         | 1        |
| Valdespino, lf-ph | .273        | 5        | 11         | 1         | 3         | 1        | 0        | 0        | 0         | 0         | 1         | 0        |
| Grant, p          | .250        | 3        | 8          | 3         | 2         | 1        | 0        | 1        | 3         | 0         | 1         | 0        |
| Nossek, cf-ph     | .200        | 6        | 20         | 0         | 4         | 0        | 0        | 0        | 0         | 0         | 1         | 0        |
| Quilici, 2b       | .200        | 7        | 20         | 2         | 4         | 2        | 0        | 0        | 1         | 4         | 3         | 0        |
| Oliva, rf         | .192        | 7        | 26         | 2         | 5         | 1        | 0        | 1        | 2         | 1         | 6         | 0        |
| Kaat, p           | .167        | 3        | 6          | 0         | 1         | 0        | 0        | 0        | 2         | 0         | 5         | 0        |
| Halt, cf          | .143        | 2        | 7          | 0         | 1         | 0        | 0        | 0        | 1         | 1         | 5         | 0        |
| Mincher, 1b       | .130        | 7        | 23         | 3         | 3         | 0        | 0        | 1        | 1         | 2         | 7         | 0        |
| Allison, lf       | .125        | 5        | 16         | 3         | 2         | 1        | 0        | 1        | 2         | 2         | 9         | 1        |
| Battey, c         | .120        | 7        | 25         | 1         | 3         | 0        | 1        | 0        | 2         | 0         | 5         | 0        |
| Rollins, ph       | .000        | 3        | 2          | 0         | 0         | 0        | 0        | 0        | 0         | 1         | 0         | 0        |
| Zimmerman, c      | .000        | 2        | 1          | 0         | 0         | 0        | 0        | 0        | 0         | 0         | 0         | 0        |
| Pascual, p        | .000        | 1        | 1          | 0         | 0         | 0        | 0        | 0        | 0         | 0         | 0         | 0        |
| Klippstein, p     | .000        | 2        | 0          | 0         | 0         | 0        | 0        | 0        | 0         | 0         | 0         | 0        |
| Merritt, p        | .000        | 2        | 0          | 0         | 0         | 0        | 0        | 0        | 0         | 0         | 0         | 0        |
| Perry, p          | .000        | 2        | 0          | 0         | 0         | 0        | 0        | 0        | 0         | 0         | 0         | 0        |
| Worthington, p    | .000        | 2        | 0          | 0         | 0         | 0        | 0        | 0        | 0         | 0         | 0         | 0        |
| Boswell, p        | .000        | 1        | 0          | 0         | 0         | 0        | 0        | 0        | 0         | 0         | 0         | 0        |
| Pleis, p          | .000        | 1        | 0          | 0         | 0         | 0        | 0        | 0        | 0         | 0         | 0         | 0        |
| <b>Totals</b>     | <b>.195</b> | <b>7</b> | <b>215</b> | <b>20</b> | <b>42</b> | <b>7</b> | <b>2</b> | <b>6</b> | <b>19</b> | <b>19</b> | <b>54</b> | <b>2</b> |

| Pitchers:     | W        | L        | ERA         | G         | GS       | CG       | SHO      | SV       | IP          | H         | R         | ER        | BB        | SO        |
|---------------|----------|----------|-------------|-----------|----------|----------|----------|----------|-------------|-----------|-----------|-----------|-----------|-----------|
| Worthington   | 0        | 0        | 0.00        | 2         | 0        | 0        | 0        | 0        | 4.0         | 2         | 1         | 0         | 2         | 2         |
| Klippstein    | 0        | 0        | 0.00        | 2         | 0        | 0        | 0        | 0        | 2.2         | 2         | 0         | 0         | 2         | 3         |
| Merritt       | 0        | 0        | 2.70        | 2         | 0        | 0        | 0        | 0        | 3.1         | 2         | 1         | 1         | 0         | 1         |
| Grant         | 2        | 1        | 2.74        | 3         | 3        | 2        | 0        | 0        | 23.0        | 22        | 8         | 7         | 2         | 12        |
| Boswell       | 0        | 0        | 3.98        | 1         | 0        | 0        | 0        | 0        | 2.2         | 3         | 1         | 1         | 2         | 3         |
| Kaat          | 1        | 2        | 3.77        | 3         | 3        | 1        | 0        | 0        | 14.1        | 18        | 7         | 6         | 2         | 6         |
| Perry         | 0        | 0        | 4.50        | 2         | 0        | 0        | 0        | 0        | 4.0         | 5         | 2         | 2         | 2         | 4         |
| Pascual       | 0        | 1        | 5.40        | 1         | 1        | 0        | 0        | 0        | 5.0         | 8         | 3         | 3         | 1         | 0         |
| Pleis         | 0        | 0        | 9.00        | 1         | 0        | 0        | 0        | 0        | 1.0         | 2         | 1         | 1         | 0         | 0         |
| <b>Totals</b> | <b>3</b> | <b>4</b> | <b>3.15</b> | <b>17</b> | <b>7</b> | <b>3</b> | <b>0</b> | <b>0</b> | <b>60.0</b> | <b>64</b> | <b>24</b> | <b>21</b> | <b>13</b> | <b>31</b> |

## 1965 WORLD SERIES (CONT.)

### GAME 1 Wednesday, October 6 at Minnesota

|                  |          |          |          |          |          |          |          |          |          |   |          |           |          |
|------------------|----------|----------|----------|----------|----------|----------|----------|----------|----------|---|----------|-----------|----------|
| Los Angeles      | 0        | 1        | 0        | 0        | 0        | 0        | 0        | 0        | 1        | — | 2        | 10        | 1        |
| <b>Minnesota</b> | <b>0</b> | <b>1</b> | <b>6</b> | <b>0</b> | <b>0</b> | <b>1</b> | <b>0</b> | <b>0</b> | <b>x</b> | — | <b>8</b> | <b>10</b> | <b>0</b> |

WP — Grant. LP — Drysdale.  
 Drysdale, Reed (3), Brewer (5), Perranoski (7) and Roseboro.  
 Grant and Battey.  
 HR — Fairly, Mincher, Versalles. T — 2:29. A — 47,797.

### GAME 2 Thursday, October 7 at Minnesota

|                  |          |          |          |          |          |          |          |          |   |          |          |          |
|------------------|----------|----------|----------|----------|----------|----------|----------|----------|---|----------|----------|----------|
| Los Angeles      | 0        | 0        | 0        | 0        | 0        | 1        | 0        | 0        | — | 1        | 7        | 3        |
| <b>Minnesota</b> | <b>0</b> | <b>0</b> | <b>0</b> | <b>0</b> | <b>2</b> | <b>1</b> | <b>2</b> | <b>x</b> | — | <b>5</b> | <b>9</b> | <b>0</b> |

WP — Kaat. LP — Koufax.  
 Koufax, Perranoski (7), Miller (8) and Roseboro.  
 Kaat and Battey. T — 2:13. A — 48,700.

### GAME 3 Saturday, October 9 at Los Angeles

|             |   |   |   |   |   |   |   |   |   |   |   |    |   |
|-------------|---|---|---|---|---|---|---|---|---|---|---|----|---|
| Minnesota   | 0 | 0 | 0 | 0 | 0 | 0 | 0 | 0 | — | 0 | 5 | 0  |   |
| Los Angeles | 0 | 0 | 0 | 2 | 1 | 1 | 0 | 0 | x | — | 4 | 10 | 1 |

WP — Osteen. LP — Pascual.  
 Pascual, Merritt (6), Klippstein (8) and Battey, Zimmerman (7).  
 Osteen and Roseboro. T — 2:06. A — 55,934.

### GAME 4 Sunday, October 10 at Los Angeles

|             |   |   |   |   |   |   |   |   |   |   |   |    |   |
|-------------|---|---|---|---|---|---|---|---|---|---|---|----|---|
| Minnesota   | 0 | 0 | 0 | 1 | 0 | 1 | 0 | 0 | — | 2 | 5 | 2  |   |
| Los Angeles | 1 | 1 | 0 | 1 | 0 | 3 | 0 | 1 | x | — | 7 | 10 | 0 |

WP — Drysdale. LP — Grant.  
 Grant, Worthington (6), Pleis (8) and Battey, Zimmerman (7).  
 Drysdale and Roseboro.  
 HR — Killebrew, Parker, Oliva, Johnson. T — 2:15. A — 55,920.

### GAME 5 Monday, October 11 at Los Angeles

|             |   |   |   |   |   |   |   |   |   |   |   |    |   |
|-------------|---|---|---|---|---|---|---|---|---|---|---|----|---|
| Minnesota   | 0 | 0 | 0 | 0 | 0 | 0 | 0 | 0 | — | 0 | 4 | 1  |   |
| Los Angeles | 2 | 0 | 2 | 1 | 0 | 0 | 2 | 0 | x | — | 7 | 14 | 0 |

WP — Koufax. LP — Kaat.  
 Kaat, Boswell (3), Perry (6) and Battey.  
 Koufax and Roseboro. T — 2:34. A — 55,801.

### GAME 6 Wednesday, October 13 at Minnesota

|                  |          |          |          |          |          |          |          |          |   |          |          |          |
|------------------|----------|----------|----------|----------|----------|----------|----------|----------|---|----------|----------|----------|
| Los Angeles      | 0        | 0        | 0        | 0        | 0        | 1        | 0        | 0        | — | 1        | 6        | 1        |
| <b>Minnesota</b> | <b>0</b> | <b>0</b> | <b>2</b> | <b>0</b> | <b>3</b> | <b>0</b> | <b>0</b> | <b>x</b> | — | <b>5</b> | <b>6</b> | <b>1</b> |

WP — Grant. LP — Osteen.  
 Osteen, Reed (6), Miller (8) and Roseboro.  
 Grant and Battey.  
 HR — Fairly, Allison, Grant. T — 2:16. A — 49,578.

### GAME 7 Thursday, October 14 at Minnesota

|                  |          |          |          |          |          |          |          |          |   |          |          |          |
|------------------|----------|----------|----------|----------|----------|----------|----------|----------|---|----------|----------|----------|
| Los Angeles      | 0        | 0        | 0        | 2        | 0        | 0        | 0        | 0        | — | 2        | 7        | 0        |
| <b>Minnesota</b> | <b>0</b> | <b>0</b> | <b>0</b> | <b>0</b> | <b>0</b> | <b>0</b> | <b>0</b> | <b>0</b> | — | <b>0</b> | <b>3</b> | <b>1</b> |

WP — Koufax. LP — Kaat.  
 Koufax and Roseboro.  
 Kaat, Worthington (4), Klippstein (6), Merritt (7), Perry (9) and Battey.  
 HR — Johnson. T — 2:27. A — 50,596.

# 1969 ALCS

## TWINS VS. BALTIMORE ORIOLES

| ORIOLES:        | AVG  | G | AB   | R  | H  | 2B | 3B  | HR | RBI  | BB | SO | SB |    |    |
|-----------------|------|---|------|----|----|----|-----|----|------|----|----|----|----|----|
| B. Robinson, 3b | .500 | 3 | 14   | 1  | 7  | 1  | 0   | 0  | 0    | 0  | 0  | 0  |    |    |
| Motton, ph      | .500 | 2 | 2    | 0  | 1  | 0  | 0   | 0  | 1    | 0  | 0  | 0  |    |    |
| Blair, cf       | .400 | 3 | 15   | 1  | 6  | 2  | 0   | 1  | 6    | 2  | 2  | 0  |    |    |
| Powell, 1b      | .385 | 3 | 13   | 2  | 5  | 0  | 0   | 1  | 1    | 2  | 0  | 0  |    |    |
| F. Robinson, rf | .333 | 3 | 12   | 1  | 4  | 2  | 0   | 1  | 2    | 3  | 3  | 0  |    |    |
| Buford, lf      | .286 | 3 | 14   | 3  | 4  | 1  | 0   | 0  | 1    | 3  | 0  | 0  |    |    |
| Belanger, ss    | .267 | 3 | 15   | 4  | 4  | 0  | 1   | 1  | 1    | 0  | 0  | 0  |    |    |
| Hendricks, ph-c | .250 | 3 | 8    | 2  | 2  | 2  | 0   | 0  | 3    | 1  | 2  | 0  |    |    |
| Johnson, 2b     | .231 | 3 | 13   | 2  | 3  | 0  | 0   | 0  | 0    | 2  | 1  | 0  |    |    |
| Palmer, p       | .000 | 1 | 5    | 0  | 0  | 0  | 0   | 0  | 0    | 0  | 3  | 0  |    |    |
| Etchebarren, c  | .000 | 2 | 4    | 0  | 0  | 0  | 0   | 0  | 0    | 0  | 0  | 0  |    |    |
| McNally, p      | .000 | 1 | 4    | 0  | 0  | 0  | 0   | 0  | 0    | 0  | 2  | 0  |    |    |
| Cuellar, p      | .000 | 1 | 2    | 0  | 0  | 0  | 0   | 0  | 0    | 0  | 1  | 0  |    |    |
| May, ph         | .000 | 1 | 1    | 0  | 0  | 0  | 0   | 0  | 0    | 0  | 0  | 0  |    |    |
| Salmon, ph      | .000 | 1 | 1    | 0  | 0  | 0  | 0   | 0  | 0    | 0  | 0  | 0  |    |    |
| R. Hall, p      | .000 | 1 | 0    | 0  | 0  | 0  | 0   | 0  | 0    | 0  | 0  | 0  |    |    |
| Lopez, p        | .000 | 1 | 0    | 0  | 0  | 0  | 0   | 0  | 0    | 0  | 0  | 0  |    |    |
| Rettenmund, ph  | .000 | 1 | 0    | 0  | 0  | 0  | 0   | 0  | 0    | 0  | 0  | 0  |    |    |
| Richert, p      | .000 | 1 | 0    | 0  | 0  | 0  | 0   | 0  | 0    | 0  | 0  | 0  |    |    |
| Watt, p         | .000 | 1 | 0    | 0  | 0  | 0  | 0   | 0  | 0    | 0  | 0  | 0  |    |    |
| Totals          | .293 | 3 | 123  | 16 | 36 | 8  | 1   | 4  | 15   | 13 | 14 | 0  |    |    |
| Pitchers:       | W    | L | ERA  | G  | GS | CG | SHO | SV | IP   | H  | R  | ER | BB | SO |
| McNally         | 1    | 0 | 0.00 | 1  | 1  | 1  | 1   | 0  | 11.0 | 3  | 0  | 0  | 0  | 5  |
| Watt            | 0    | 0 | 0.00 | 1  | 0  | 0  | 0   | 0  | 2.0  | 0  | 0  | 0  | 0  | 2  |
| Richert         | 0    | 0 | 0.00 | 1  | 0  | 0  | 0   | 0  | 1.0  | 0  | 0  | 0  | 0  | 2  |
| R. Hall         | 1    | 0 | 0.00 | 1  | 0  | 0  | 0   | 0  | 0.2  | 0  | 0  | 0  | 0  | 1  |
| Lopez           | 0    | 0 | 0.00 | 1  | 0  | 0  | 0   | 0  | 0.1  | 1  | 0  | 0  | 2  | 0  |
| Palmer          | 1    | 0 | 2.00 | 1  | 1  | 1  | 0   | 0  | 9.0  | 10 | 2  | 2  | 2  | 4  |
| Cuellar         | 0    | 0 | 2.25 | 1  | 1  | 0  | 0   | 0  | 8.0  | 3  | 3  | 2  | 1  | 7  |
| Totals          | 3    | 0 | 1.13 | 7  | 3  | 2  | 1   | 0  | 32.0 | 17 | 5  | 4  | 12 | 27 |

## 1969 ALCS (CONT.)

| TWINS:         | AVG         | G        | AB         | R        | H         | 2B       | 3B       | HR       | RBI      | BB        | SO        | SB       |
|----------------|-------------|----------|------------|----------|-----------|----------|----------|----------|----------|-----------|-----------|----------|
| Nettles, ph    | 1.000       | 1        | 1          | 0        | 1         | 0        | 0        | 0        | 0        | 0         | 0         | 0        |
| Woodson, p     | 1.000       | 1        | 1          | 0        | 1         | 0        | 0        | 0        | 0        | 0         | 0         | 0        |
| Oliva, rf      | .385        | 3        | 13         | 3        | 5         | 2        | 0        | 1        | 2        | 1         | 3         | 1        |
| Roseboro, c    | .200        | 2        | 5          | 0        | 1         | 0        | 0        | 0        | 0        | 0         | 0         | 0        |
| Reese, lb      | .167        | 3        | 12         | 0        | 2         | 0        | 0        | 0        | 2        | 1         | 1         | 0        |
| Uhlhaender, lf | .167        | 2        | 6          | 0        | 1         | 0        | 0        | 0        | 0        | 0         | 0         | 0        |
| Cardenas, ss   | .154        | 3        | 13         | 0        | 2         | 0        | 1        | 0        | 0        | 0         | 7         | 0        |
| Mitterwald, c  | .143        | 2        | 7          | 0        | 1         | 0        | 0        | 0        | 0        | 1         | 3         | 0        |
| Killebrew, 3b  | .125        | 3        | 8          | 2        | 1         | 1        | 0        | 0        | 0        | 6         | 2         | 0        |
| Tovar, cf      | .077        | 3        | 13         | 0        | 1         | 0        | 0        | 0        | 0        | 1         | 2         | 1        |
| Carew, 2b      | .071        | 3        | 14         | 0        | 1         | 0        | 0        | 0        | 0        | 1         | 4         | 0        |
| Allison, lf    | .000        | 2        | 8          | 0        | 0         | 0        | 0        | 0        | 1        | 0         | 0         | 0        |
| Boswell, p     | .000        | 1        | 4          | 0        | 0         | 0        | 0        | 0        | 0        | 0         | 4         | 0        |
| Perry, p       | .000        | 1        | 3          | 0        | 0         | 0        | 0        | 0        | 0        | 0         | 1         | 0        |
| Perranoski, p  | .000        | 3        | 1          | 0        | 0         | 0        | 0        | 0        | 0        | 0         | 0         | 0        |
| Renick, ph     | .000        | 1        | 1          | 0        | 0         | 0        | 0        | 0        | 0        | 0         | 0         | 0        |
| Chance, p      | .....       | 1        | 0          | 0        | 0         | 0        | 0        | 0        | 0        | 0         | 0         | 0        |
| Grzenda, p     | .....       | 1        | 0          | 0        | 0         | 0        | 0        | 0        | 0        | 0         | 0         | 0        |
| T. Hall, p     | .....       | 1        | 0          | 0        | 0         | 0        | 0        | 0        | 0        | 0         | 0         | 0        |
| Manuel, ph     | .....       | 1        | 0          | 0        | 0         | 0        | 0        | 0        | 0        | 1         | 0         | 0        |
| Miller, p      | .....       | 1        | 0          | 0        | 0         | 0        | 0        | 0        | 0        | 0         | 0         | 0        |
| Worthington, p | .....       | 1        | 0          | 0        | 0         | 0        | 0        | 0        | 0        | 0         | 0         | 0        |
| <b>Totals</b>  | <b>.155</b> | <b>3</b> | <b>110</b> | <b>5</b> | <b>17</b> | <b>3</b> | <b>1</b> | <b>1</b> | <b>5</b> | <b>12</b> | <b>27</b> | <b>2</b> |

| Pitchers:     | W        | L        | ERA         | G         | GS       | CG       | SHO      | SV       | IP          | H         | R         | ER        | BB        | SO        |
|---------------|----------|----------|-------------|-----------|----------|----------|----------|----------|-------------|-----------|-----------|-----------|-----------|-----------|
| Grzenda       | 0        | 0        | 0.00        | 1         | 0        | 0        | 0        | 0        | 0.2         | 0         | 0         | 0         | 0         | 0         |
| T. Hall       | 0        | 0        | 0.00        | 1         | 0        | 0        | 0        | 0        | 0.2         | 0         | 0         | 0         | 0         | 0         |
| Boswell       | 0        | 1        | 0.84        | 1         | 1        | 0        | 0        | 0        | 10.2        | 7         | 1         | 1         | 7         | 4         |
| Perry         | 0        | 0        | 3.38        | 1         | 1        | 0        | 0        | 0        | 8.0         | 6         | 3         | 3         | 3         | 3         |
| Miller        | 0        | 1        | 5.40        | 1         | 1        | 0        | 0        | 0        | 1.2         | 5         | 3         | 1         | 0         | 0         |
| Perranoski    | 0        | 1        | 5.79        | 3         | 0        | 0        | 0        | 0        | 4.2         | 8         | 3         | 3         | 0         | 2         |
| Worthington   | 0        | 0        | 6.75        | 1         | 0        | 0        | 0        | 0        | 1.1         | 3         | 1         | 1         | 0         | 1         |
| Woodson       | 0        | 0        | 10.80       | 1         | 0        | 0        | 0        | 0        | 1.2         | 3         | 2         | 2         | 3         | 2         |
| Chance        | 0        | 0        | 13.50       | 1         | 0        | 0        | 0        | 0        | 2.0         | 4         | 3         | 3         | 0         | 2         |
| <b>Totals</b> | <b>0</b> | <b>3</b> | <b>4.02</b> | <b>11</b> | <b>3</b> | <b>0</b> | <b>0</b> | <b>0</b> | <b>31.1</b> | <b>36</b> | <b>16</b> | <b>14</b> | <b>13</b> | <b>14</b> |

### GAME 1 Saturday, October 4 at Baltimore

|           |   |   |   |   |   |   |   |   |   |   |   |   |   |    |   |
|-----------|---|---|---|---|---|---|---|---|---|---|---|---|---|----|---|
| Minnesota | 0 | 0 | 0 | 1 | 0 | 2 | 0 | 0 | 0 | 0 | 0 | 0 | 3 | 4  | 2 |
| Baltimore | 0 | 0 | 0 | 1 | 1 | 0 | 0 | 0 | 1 | 0 | 0 | 1 | 4 | 10 | 1 |

WP—Hall. LP—Perranoski.

Perry, Perranoski (9) and Mitterwald, Roseboro (12).  
Cuellar, Richert (9), Watt (10), Lopez (12), R. Hall (12) and Hendricks, Etchebarren (10).

HR—F. Robinson, Belanger, Oliva, Powell.

T—3:29. A—39,324.

### GAME 3 Monday, October 6 at Minnesota

|           |   |   |   |   |   |   |   |   |   |   |    |    |   |
|-----------|---|---|---|---|---|---|---|---|---|---|----|----|---|
| Baltimore | 0 | 3 | 0 | 2 | 0 | 1 | 0 | 2 | 3 | — | 11 | 18 | 0 |
| Minnesota | 1 | 0 | 0 | 0 | 1 | 0 | 0 | 0 | 0 | — | 2  | 10 | 2 |

WP—Palmer. LP—Miller.

Palmer and Hendricks.

Miller, Woodson (2), T. Hall (4), Worthington (5), Grzenda (6), Chance (7), Perranoski (9) and Roseboro.

HR—Blair. T—2:48. A—32,735.

### GAME 2 Sunday, October 5 at Baltimore

|           |   |   |   |   |   |   |   |   |   |   |   |   |   |   |
|-----------|---|---|---|---|---|---|---|---|---|---|---|---|---|---|
| Minnesota | 0 | 0 | 0 | 0 | 0 | 0 | 0 | 0 | 0 | — | 0 | 3 | 1 |   |
| Baltimore | 0 | 0 | 0 | 0 | 0 | 0 | 0 | 0 | 0 | 1 | — | 1 | 8 | 0 |

WP—McNally. LP—Boswell.

Boswell, Perranoski (11) and Mitterwald.

McNally and Etchebarren, Hendricks (10).

T—3:17. A—41,704.



# 1970 ALCS

## TWINS VS. BALTIMORE ORIOLES

| ORIOLES:        | AVG  | G | AB  | R  | H  | 2B | 3B | HR | RBI | BB | SO | SB |
|-----------------|------|---|-----|----|----|----|----|----|-----|----|----|----|
| B. Robinson, 3b | .583 | 3 | 12  | 3  | 7  | 2  | 0  | 0  | 1   | 0  | 1  | 0  |
| Cuellar, p      | .500 | 1 | 2   | 1  | 1  | 0  | 0  | 1  | 4   | 0  | 1  | 0  |
| R. Hall, p      | .500 | 1 | 2   | 1  | 1  | 0  | 0  | 0  | 0   | 0  | 1  | 0  |
| Powell, 1b      | .429 | 3 | 14  | 2  | 6  | 2  | 0  | 1  | 6   | 0  | 3  | 0  |
| Buford, lf      | .429 | 2 | 7   | 2  | 3  | 1  | 0  | 1  | 3   | 2  | 0  | 0  |
| Hendricks, c    | .400 | 1 | 5   | 2  | 2  | 0  | 0  | 0  | 0   | 0  | 1  | 0  |
| McNally, p      | .400 | 1 | 5   | 1  | 2  | 1  | 0  | 0  | 1   | 0  | 1  | 0  |
| Johnson, 2b     | .364 | 3 | 11  | 4  | 4  | 0  | 0  | 2  | 4   | 1  | 1  | 0  |
| Belanger, ss    | .333 | 3 | 12  | 5  | 4  | 0  | 0  | 0  | 1   | 1  | 0  | 0  |
| Rettenmund, lf  | .333 | 1 | 3   | 1  | 1  | 0  | 0  | 0  | 1   | 2  | 1  | 1  |
| Palmer, p       | .250 | 1 | 4   | 1  | 1  | 1  | 0  | 0  | 1   | 0  | 0  | 0  |
| F. Robinson, rf | .200 | 3 | 10  | 3  | 2  | 0  | 0  | 1  | 2   | 5  | 2  | 0  |
| Etchebarren, c  | .111 | 2 | 9   | 1  | 1  | 0  | 0  | 0  | 0   | 0  | 3  | 0  |
| Blair, cf       | .077 | 3 | 13  | 0  | 1  | 0  | 0  | 0  | 0   | 0  | 4  | 0  |
| Totals          | .330 | 3 | 109 | 27 | 36 | 7  | 0  | 6  | 24  | 12 | 19 | 1  |

| Pitchers: | W | L | ERA   | G | GS | CG | SHO | SV | IP   | H  | R  | ER | BB | SO |
|-----------|---|---|-------|---|----|----|-----|----|------|----|----|----|----|----|
| R. Hall   | 1 | 0 | 0.00  | 1 | 0  | 0  | 0   | 0  | 4.2  | 1  | 0  | 0  | 0  | 3  |
| Palmer    | 1 | 0 | 1.00  | 1 | 1  | 1  | 0   | 0  | 9.0  | 7  | 1  | 1  | 3  | 12 |
| McNally   | 1 | 0 | 3.00  | 1 | 1  | 1  | 0   | 0  | 9.0  | 6  | 3  | 3  | 5  | 5  |
| Cuellar   | 0 | 0 | 12.46 | 1 | 1  | 0  | 0   | 0  | 4.1  | 10 | 6  | 6  | 1  | 2  |
| Totals    | 3 | 0 | 3.33  | 4 | 3  | 2  | 0   | 0  | 27.0 | 24 | 10 | 10 | 9  | 22 |

| TWINS:           | AVG  | G | AB  | R  | H  | 2B | 3B | HR | RBI | BB | SO | SB |
|------------------|------|---|-----|----|----|----|----|----|-----|----|----|----|
| Oliva, rf        | .500 | 3 | 12  | 2  | 6  | 2  | 0  | 1  | 1   | 0  | 1  | 0  |
| Mitterwald, c    | .500 | 2 | 8   | 2  | 4  | 1  | 0  | 0  | 2   | 0  | 2  | 0  |
| Tovar, cf-2b-lf  | .385 | 3 | 13  | 2  | 5  | 0  | 1  | 0  | 1   | 0  | 0  | 0  |
| Killebrew, 3b-1b | .273 | 3 | 11  | 2  | 3  | 0  | 0  | 2  | 4   | 2  | 4  | 0  |
| Ratliff, c       | .250 | 1 | 4   | 0  | 1  | 0  | 0  | 0  | 0   | 0  | 1  | 0  |
| Renick, 3b-ph    | .200 | 2 | 5   | 0  | 1  | 0  | 0  | 0  | 0   | 0  | 1  | 0  |
| Cardenas, ss     | .182 | 3 | 11  | 1  | 2  | 0  | 0  | 0  | 1   | 1  | 1  | 0  |
| Reese, 1b        | .143 | 2 | 7   | 0  | 1  | 0  | 0  | 0  | 0   | 1  | 1  | 0  |
| Thompson, 2b     | .125 | 3 | 8   | 0  | 1  | 1  | 0  | 0  | 0   | 1  | 0  | 0  |
| Alyea, lf-ph     | .000 | 3 | 7   | 1  | 0  | 0  | 0  | 0  | 0   | 2  | 3  | 0  |
| Holt, ph-cf-pr   | .000 | 3 | 5   | 0  | 0  | 0  | 0  | 0  | 0   | 0  | 2  | 0  |
| Allison, ph      | .000 | 3 | 2   | 0  | 0  | 0  | 0  | 0  | 0   | 1  | 1  | 0  |
| Quilici, 2b-ph   | .000 | 3 | 2   | 0  | 0  | 0  | 0  | 0  | 0   | 0  | 1  | 0  |
| Carew, ph        | .000 | 2 | 2   | 0  | 0  | 0  | 0  | 0  | 0   | 0  | 1  | 0  |
| T. Hall, p       | .000 | 2 | 1   | 0  | 0  | 0  | 0  | 0  | 0   | 0  | 1  | 0  |
| Perry, p         | .000 | 2 | 1   | 0  | 0  | 0  | 0  | 0  | 1   | 0  | 0  | 0  |
| Kaat, p          | .000 | 1 | 1   | 0  | 0  | 0  | 0  | 0  | 0   | 0  | 1  | 0  |
| Manuel, ph       | .000 | 1 | 1   | 0  | 0  | 0  | 0  | 0  | 0   | 0  | 1  | 0  |
| Perranoski, p    | .000 | 2 | 0   | 0  | 0  | 0  | 0  | 0  | 0   | 0  | 0  | 0  |
| Tiant, p-pr      | .000 | 2 | 0   | 0  | 0  | 0  | 0  | 0  | 0   | 0  | 0  | 0  |
| Williams, p      | .000 | 2 | 0   | 0  | 0  | 0  | 0  | 0  | 0   | 1  | 0  | 0  |
| Zépp, p          | .000 | 2 | 0   | 0  | 0  | 0  | 0  | 0  | 0   | 0  | 0  | 0  |
| Blyleven, p      | .000 | 1 | 0   | 0  | 0  | 0  | 0  | 0  | 0   | 0  | 0  | 0  |
| Woodson, p       | .000 | 1 | 0   | 0  | 0  | 0  | 0  | 0  | 0   | 0  | 0  | 0  |
| Totals           | .238 | 3 | 101 | 10 | 24 | 4  | 1  | 3  | 10  | 9  | 22 | 0  |

| Pitchers:  | W | L | ERA   | G  | GS | CH | SHO | SV | IP   | H  | R  | ER | BB | SO |
|------------|---|---|-------|----|----|----|-----|----|------|----|----|----|----|----|
| Williams   | 0 | 0 | 0.00  | 2  | 0  | 0  | 0   | 0  | 6.0  | 2  | 0  | 0  | 1  | 2  |
| Blyleven   | 0 | 0 | 0.00  | 1  | 0  | 0  | 0   | 0  | 2.0  | 2  | 1  | 0  | 0  | 2  |
| T. Hall    | 0 | 1 | 6.75  | 2  | 1  | 0  | 0   | 0  | 5.1  | 6  | 4  | 4  | 4  | 6  |
| Zépp       | 0 | 0 | 6.75  | 2  | 0  | 0  | 0   | 0  | 1.1  | 2  | 1  | 1  | 2  | 2  |
| Kaat       | 0 | 1 | 9.00  | 1  | 1  | 0  | 0   | 0  | 2.0  | 6  | 4  | 2  | 2  | 1  |
| Woodson    | 0 | 0 | 9.00  | 1  | 0  | 0  | 0   | 0  | 1.0  | 2  | 1  | 1  | 1  | 0  |
| Perry      | 0 | 1 | 13.50 | 2  | 1  | 0  | 0   | 0  | 5.1  | 10 | 9  | 8  | 1  | 3  |
| Tiant      | 0 | 0 | 13.50 | 1  | 0  | 0  | 0   | 0  | 0.2  | 1  | 2  | 1  | 0  | 0  |
| Perranoski | 0 | 0 | 19.29 | 2  | 0  | 0  | 0   | 0  | 2.1  | 5  | 5  | 5  | 1  | 3  |
| Totals     | 0 | 3 | 7.62  | 14 | 3  | 0  | 0   | 0  | 26.0 | 36 | 27 | 22 | 12 | 19 |

## 1970 ALCS (CONT.)

### GAME 1 Saturday, October 3 at Minnesota

|           |   |   |   |   |   |   |   |   |   |   |   |    |    |   |
|-----------|---|---|---|---|---|---|---|---|---|---|---|----|----|---|
| Baltimore | 0 | 2 | 0 | 7 | 0 | 1 | 0 | 0 | 0 | 0 | — | 10 | 13 | 0 |
| Minnesota | 1 | 1 | 0 | 1 | 3 | 0 | 0 | 0 | 0 | 0 | — | 6  | 11 | 2 |

WP—Hall. LP—Perry.  
 Cuellar, R. Hall (5) and Hendricks.  
 Perry, Zepp (4), Woodson (5), Williams (6), Perranoski (9) and Mitterwald. HR  
 —Cuellar, Buford, Powell, Killebrew.  
 T—2:36. A—26, 847.

### GAME 3 Monday, October 5 at Baltimore

|           |   |   |   |   |   |   |   |   |   |   |   |    |   |
|-----------|---|---|---|---|---|---|---|---|---|---|---|----|---|
| Minnesota | 0 | 0 | 0 | 0 | 1 | 0 | 0 | 0 | 0 | — | 1 | 7  | 2 |
| Baltimore | 1 | 1 | 3 | 0 | 0 | 0 | 1 | 0 | x | — | 6 | 10 | 0 |

WP—Palmer. LP—Kaat.  
 Kaat, Blyleven (3), T. Hall (5), Perry (7) and Ratliff.  
 Palmer and Etchebarren.  
 HR—Johnson. T—2:20. A—27,608.

### GAME 2 Sunday, October 4 at Minnesota

|           |   |   |   |   |   |   |   |   |   |   |    |    |   |
|-----------|---|---|---|---|---|---|---|---|---|---|----|----|---|
| Baltimore | 1 | 0 | 2 | 1 | 0 | 0 | 0 | 0 | 7 | — | 11 | 13 | 0 |
| Minnesota | 0 | 0 | 0 | 3 | 0 | 0 | 0 | 0 | 0 | — | 3  | 6  | 2 |

WP—McNally. LP—Hall.  
 McNally and Etchebarren.  
 T. Hall, Zepp (4), Williams (5), Perranoski (8), Tiant (9) and Mitterwald. HR  
 —F. Robinson, Killebrew, Oliva, Johnson.  
 T—2:59. A—27,490.

# 1987 ALCS

## TWINS VS. DETROIT TIGERS

| TIGERS:           | AVG  | G | AB  | R  | H  | 2B | 3B | HR | RBI | BB | SO | SB |
|-------------------|------|---|-----|----|----|----|----|----|-----|----|----|----|
| Grubb, ph-dh      | .571 | 4 | 7   | 0  | 4  | 0  | 0  | 0  | 0   | 0  | 1  | 0  |
| Morrison, dh-3b   | .400 | 2 | 5   | 1  | 2  | 0  | 0  | 0  | 0   | 0  | 1  | 0  |
| Herdon, rf-ph-dh  | .333 | 3 | 9   | 1  | 3  | 1  | 0  | 0  | 2   | 1  | 1  | 1  |
| Sheridan, rf-pr   | .300 | 5 | 10  | 2  | 3  | 1  | 0  | 1  | 2   | 0  | 2  | 0  |
| Evans, 1b-3b      | .294 | 5 | 17  | 0  | 5  | 0  | 0  | 0  | 0   | 4  | 2  | 0  |
| Gibson, lf        | .286 | 5 | 21  | 4  | 6  | 1  | 0  | 1  | 4   | 3  | 8  | 3  |
| Heath, c          | .286 | 3 | 7   | 1  | 2  | 0  | 0  | 1  | 2   | 0  | 0  | 0  |
| Lemon, cf         | .278 | 5 | 18  | 4  | 5  | 0  | 0  | 2  | 4   | 1  | 4  | 0  |
| Bergman, ph-dh-1b | .250 | 4 | 4   | 0  | 1  | 0  | 0  | 0  | 2   | 0  | 1  | 0  |
| Tammell, ss       | .200 | 5 | 20  | 3  | 4  | 1  | 0  | 0  | 2   | 1  | 2  | 0  |
| Whitaker, 2b      | .176 | 5 | 17  | 4  | 3  | 0  | 0  | 1  | 1   | 7  | 3  | 1  |
| Nokes, ph-dh-c    | .143 | 5 | 14  | 2  | 2  | 0  | 0  | 1  | 2   | 1  | 4  | 0  |
| Brookens, 3b      | .000 | 5 | 13  | 0  | 0  | 0  | 0  | 0  | 0   | 0  | 3  | 0  |
| Madlock, dh       | .000 | 1 | 5   | 0  | 0  | 0  | 0  | 0  | 0   | 0  | 3  | 0  |
| Totals            | .240 | 5 | 167 | 23 | 40 | 4  | 0  | 7  | 21  | 18 | 35 | 5  |

| Pitchers: | W | L | ERA   | G  | GS | CG | SHO | SV | IP   | H  | R  | ER | BB | SO |
|-----------|---|---|-------|----|----|----|-----|----|------|----|----|----|----|----|
| Petry     | 0 | 0 | 0.00  | 1  | 0  | 0  | 0   | 0  | 3.1  | 1  | 1  | 0  | 0  | 1  |
| Hernandez | 0 | 0 | 0.00  | 1  | 0  | 0  | 0   | 0  | 0.1  | 2  | 0  | 0  | 0  | 0  |
| Robinson  | 0 | 0 | 0.00  | 1  | 0  | 0  | 0   | 0  | 0.1  | 1  | 0  | 0  | 0  | 0  |
| Thurmond  | 0 | 0 | 0.00  | 1  | 0  | 0  | 0   | 0  | 0.1  | 0  | 0  | 0  | 0  | 0  |
| King      | 0 | 0 | 1.69  | 2  | 0  | 0  | 0   | 0  | 5.1  | 3  | 1  | 1  | 2  | 4  |
| Tanana    | 0 | 1 | 5.06  | 1  | 1  | 0  | 0   | 0  | 5.1  | 6  | 4  | 3  | 4  | 1  |
| Morris    | 0 | 1 | 6.75  | 1  | 1  | 1  | 0   | 0  | 8.0  | 6  | 6  | 6  | 3  | 7  |
| Terrell   | 0 | 0 | 9.00  | 1  | 1  | 0  | 0   | 0  | 6.0  | 7  | 6  | 6  | 4  | 4  |
| Alexander | 0 | 2 | 10.00 | 2  | 2  | 0  | 0   | 0  | 9.0  | 14 | 10 | 10 | 1  | 5  |
| Henneman  | 1 | 0 | 10.80 | 1  | 0  | 0  | 0   | 0  | 5.0  | 6  | 6  | 6  | 6  | 3  |
| Totals    | 1 | 4 | 6.70  | 12 | 5  | 1  | 0   | 0  | 43.0 | 46 | 34 | 32 | 20 | 25 |

| TWINS:             | AVG   | G | AB  | R  | H  | 2B | 3B | HR | RBI | BB | SO | SB |
|--------------------|-------|---|-----|----|----|----|----|----|-----|----|----|----|
| Larkin, ph         | 1.000 | 1 | 1   | 0  | 1  | 1  | 0  | 0  | 1   | 0  | 0  | 0  |
| Butera, c          | .667  | 1 | 3   | 0  | 2  | 0  | 0  | 0  | 0   | 0  | 0  | 0  |
| Brunansky, rf      | .412  | 5 | 17  | 5  | 7  | 4  | 0  | 2  | 9   | 4  | 3  | 0  |
| Baylor, ph-dh      | .400  | 2 | 5   | 0  | 2  | 0  | 0  | 0  | 1   | 0  | 0  | 0  |
| Gladden, lf        | .350  | 5 | 20  | 5  | 7  | 2  | 0  | 0  | 5   | 2  | 1  | 0  |
| Gaetti, 3b         | .300  | 5 | 20  | 5  | 6  | 1  | 0  | 2  | 5   | 1  | 3  | 0  |
| Gagne, ss          | .278  | 5 | 18  | 5  | 5  | 3  | 0  | 2  | 3   | 3  | 4  | 4  |
| Lombardozzi, 2b-pr | .267  | 5 | 15  | 2  | 4  | 0  | 0  | 0  | 1   | 2  | 2  | 0  |
| Bush, dh           | .250  | 4 | 12  | 4  | 3  | 0  | 1  | 0  | 2   | 3  | 2  | 3  |
| Puckett, cf        | .208  | 5 | 24  | 3  | 9  | 1  | 0  | 1  | 3   | 0  | 5  | 1  |
| Hrbek, 1b          | .150  | 5 | 20  | 4  | 3  | 0  | 0  | 1  | 1   | 3  | 0  | 0  |
| Laudner, c         | .071  | 5 | 14  | 1  | 1  | 0  | 0  | 0  | 2   | 2  | 5  | 0  |
| Newman, 2b         | .000  | 1 | 2   | 0  | 0  | 0  | 0  | 0  | 0   | 0  | 0  | 0  |
| Davidson, pr       | .000  | 1 | 0   | 0  | 0  | 0  | 0  | 0  | 0   | 0  | 0  | 0  |
| Totals             | .269  | 5 | 171 | 34 | 46 | 13 | 1  | 8  | 33  | 20 | 25 | 4  |

| Pitchers:  | W | L | ERA   | G  | GS | CG | SHO | SV | IP   | H  | R  | ER | BB | SO |
|------------|---|---|-------|----|----|----|-----|----|------|----|----|----|----|----|
| Schatzeder | 0 | 0 | 0.00  | 2  | 0  | 0  | 0   | 0  | 4.1  | 2  | 0  | 0  | 0  | 5  |
| Atherton   | 0 | 0 | 0.00  | 1  | 0  | 0  | 0   | 0  | 0.1  | 1  | 0  | 0  | 0  | 0  |
| Berenguer  | 0 | 0 | 1.50  | 4  | 0  | 0  | 0   | 1  | 6.0  | 1  | 1  | 1  | 3  | 6  |
| Blyleven   | 2 | 0 | 4.05  | 2  | 2  | 0  | 0   | 0  | 13.1 | 12 | 6  | 6  | 3  | 9  |
| Reardon    | 1 | 1 | 5.06  | 4  | 0  | 0  | 0   | 2  | 5.1  | 7  | 3  | 3  | 3  | 5  |
| Viola      | 1 | 0 | 5.25  | 2  | 2  | 0  | 0   | 0  | 12.0 | 14 | 8  | 7  | 5  | 9  |
| Straker    | 0 | 0 | 16.88 | 1  | 1  | 0  | 0   | 0  | 2.2  | 3  | 5  | 5  | 4  | 1  |
| Totals     | 4 | 1 | 4.50  | 16 | 5  | 0  | 0   | 3  | 44.0 | 40 | 23 | 22 | 18 | 35 |

# 1987 ALCS (CONT.)

## GAME 1 Wednesday, October 7 at Minnesota

|           |   |   |   |   |   |   |   |   |   |   |   |    |   |
|-----------|---|---|---|---|---|---|---|---|---|---|---|----|---|
| Detroit   | 0 | 0 | 1 | 0 | 0 | 1 | 1 | 2 | 0 | — | 5 | 10 | 0 |
| Minnesota | 0 | 1 | 0 | 0 | 3 | 0 | 0 | 4 | x | — | 8 | 10 | 0 |

WP —Reardon. LP —Alexander.  
 Alexander, Henneman (8), Hernandez (8), King (8) and Heath.  
 Viola, Reardon (8) and Laudner.  
 HR —Gaetti 2, Heath, Gibson. T —2:46. A —53,269.

## GAME 2 Thursday, October 8 at Minnesota

|           |   |   |   |   |   |   |   |   |   |   |   |   |   |
|-----------|---|---|---|---|---|---|---|---|---|---|---|---|---|
| Detroit   | 0 | 2 | 0 | 0 | 0 | 0 | 0 | 1 | 0 | — | 3 | 7 | 1 |
| Minnesota | 0 | 3 | 0 | 2 | 1 | 0 | 0 | 0 | x | — | 6 | 6 | 0 |

WP —Blyleven. LP —Morris. Save —Berenguer.  
 Morris and Heath, Nokes (8).  
 Blyleven, Berenguer (8) and Laudner.  
 HR —Lemon, Hrbek, Whitaker. T —2:54. A —55,245.

## GAME 3 Saturday, October 10 at Detroit

|           |   |   |   |   |   |   |   |   |   |   |   |   |   |
|-----------|---|---|---|---|---|---|---|---|---|---|---|---|---|
| Minnesota | 0 | 0 | 0 | 2 | 0 | 2 | 2 | 0 | 0 | — | 6 | 8 | 1 |
| Detroit   | 0 | 0 | 5 | 0 | 0 | 0 | 0 | 2 | x | — | 7 | 7 | 0 |

WP —Henneman. LP —Reardon.  
 Straker, Schatzeder (3), Berenguer (7), Reardon (8) and Butera, Laudner (7).  
 Terrell, Henneman (7) and Nokes.  
 HR —Gagne, Brunansky, Sheridan. T —3:29. A —49,730.

## GAME 4 Sunday, October 11 at Detroit

|           |   |   |   |   |   |   |   |   |   |   |   |   |   |
|-----------|---|---|---|---|---|---|---|---|---|---|---|---|---|
| Minnesota | 0 | 0 | 1 | 1 | 1 | 1 | 0 | 1 | 0 | — | 5 | 7 | 1 |
| Detroit   | 1 | 0 | 0 | 0 | 1 | 1 | 0 | 0 | 0 | — | 3 | 7 | 3 |

WP —Viola. LP —Tanana. Save —Reardon.  
 Viola, Atherton (6), Berenguer (6), Reardon (9) and Laudner.  
 Tanana, Pety (6), Thurmond (9) and Heath.  
 HR —Puckett, Gagne. T —3:24. A —51,939.

## GAME 5 Monday, October 12 at Detroit

|           |   |   |   |   |   |   |   |   |   |   |   |    |   |
|-----------|---|---|---|---|---|---|---|---|---|---|---|----|---|
| Minnesota | 0 | 4 | 0 | 0 | 0 | 0 | 1 | 1 | 3 | — | 9 | 15 | 1 |
| Detroit   | 0 | 0 | 0 | 3 | 0 | 0 | 0 | 1 | 1 | — | 5 | 9  | 1 |

WP —Blyleven. LP —Alexander. Save —Reardon.  
 Blyleven, Schatzeder (7), Berenguer (8), Reardon (8) and Laudner.  
 Alexander, King (2), Henneman (7), Robinson (9) and Nokes.  
 HR —Nokes, Lemon, Brunansky. T —3:14. A —47,448.



# 1987 WORLD SERIES

## TWINS VS. ST. LOUIS CARDINALS

| CARDINALS:         | AVG         | G        | AB         | R         | H         | 2B       | 3B       | HR       | RBI       | BB        | SO        | SB        |
|--------------------|-------------|----------|------------|-----------|-----------|----------|----------|----------|-----------|-----------|-----------|-----------|
| Pendleton, dh-ph   | .429        | 3        | 7          | 2         | 3         | 0        | 0        | 0        | 1         | 1         | 1         | 2         |
| Pena, c-dh         | .409        | 7        | 22         | 2         | 9         | 1        | 0        | 0        | 4         | 3         | 2         | 1         |
| McGee, cf          | .370        | 7        | 27         | 2         | 10        | 2        | 0        | 0        | 4         | 0         | 9         | 0         |
| Lindeman, 1b-ph-rf | .333        | 6        | 15         | 3         | 5         | 1        | 0        | 0        | 2         | 0         | 3         | 0         |
| Lake, c            | .333        | 3        | 3          | 0         | 1         | 0        | 0        | 0        | 1         | 0         | 0         | 0         |
| Ford, rf-ph        | .308        | 5        | 13         | 1         | 4         | 0        | 0        | 0        | 2         | 1         | 1         | 0         |
| Herr, 2b           | .250        | 7        | 28         | 2         | 7         | 0        | 0        | 1        | 1         | 2         | 2         | 0         |
| Oquendo, rf-3b     | .250        | 7        | 24         | 2         | 6         | 0        | 0        | 0        | 2         | 1         | 4         | 0         |
| Pagnozzi, dh-ph    | .250        | 2        | 4          | 0         | 1         | 0        | 0        | 0        | 0         | 0         | 0         | 0         |
| Driessen, 1b       | .231        | 4        | 13         | 3         | 3         | 2        | 0        | 0        | 1         | 1         | 1         | 0         |
| Smith, ss          | .214        | 7        | 28         | 3         | 6         | 0        | 0        | 0        | 2         | 2         | 3         | 2         |
| Coleman, lf        | .143        | 7        | 28         | 5         | 4         | 2        | 0        | 0        | 2         | 2         | 10        | 6         |
| Lawless, 3b        | .100        | 3        | 10         | 1         | 1         | 0        | 0        | 1        | 3         | 0         | 4         | 0         |
| Cox, p             | .000        | 3        | 2          | 0         | 0         | 0        | 0        | 0        | 0         | 0         | 1         | 0         |
| Forsch, p          | .000        | 3        | 2          | 0         | 0         | 0        | 0        | 0        | 0         | 0         | 0         | 0         |
| Tudor, p           | .000        | 2        | 2          | 0         | 0         | 0        | 0        | 0        | 0         | 0         | 2         | 0         |
| Morris, rf         | .000        | 1        | 2          | 0         | 0         | 0        | 0        | 0        | 0         | 0         | 0         | 0         |
| Dayley, p          | .000        | 4        | 1          | 0         | 0         | 0        | 0        | 0        | 0         | 0         | 1         | 0         |
| Mathews, p         | .000        | 1        | 1          | 0         | 0         | 0        | 0        | 0        | 0         | 0         | 0         | 0         |
| Worrell, p         | .000        | 4        | 0          | 0         | 0         | 0        | 0        | 0        | 0         | 0         | 0         | 0         |
| Horton, p          | .000        | 2        | 0          | 0         | 0         | 0        | 0        | 0        | 0         | 0         | 0         | 0         |
| Magrane, p         | .000        | 2        | 0          | 0         | 0         | 0        | 0        | 0        | 0         | 0         | 0         | 0         |
| Tunnell, p         | .000        | 2        | 0          | 0         | 0         | 0        | 0        | 0        | 0         | 0         | 0         | 0         |
| Johnson, pr        | .000        | 1        | 0          | 0         | 0         | 0        | 0        | 0        | 0         | 0         | 0         | 1         |
| <b>Totals</b>      | <b>.259</b> | <b>7</b> | <b>232</b> | <b>26</b> | <b>60</b> | <b>8</b> | <b>0</b> | <b>2</b> | <b>25</b> | <b>13</b> | <b>44</b> | <b>12</b> |

| Pitchers:     | W        | L        | ERA         | G         | GS       | CG       | SHO      | SV       | IP          | H         | R         | ER        | BB        | SO        |
|---------------|----------|----------|-------------|-----------|----------|----------|----------|----------|-------------|-----------|-----------|-----------|-----------|-----------|
| Worrell       | 0        | 0        | 1.29        | 4         | 0        | 0        | 0        | 2        | 7.0         | 6         | 1         | 1         | 4         | 3         |
| Dayley        | 0        | 0        | 1.93        | 4         | 0        | 0        | 0        | 1        | 4.2         | 2         | 1         | 1         | 0         | 3         |
| Tunnell       | 0        | 0        | 2.08        | 2         | 0        | 0        | 0        | 0        | 4.1         | 4         | 2         | 1         | 2         | 1         |
| Mathews       | 0        | 0        | 2.45        | 1         | 1        | 0        | 0        | 0        | 3.2         | 2         | 1         | 1         | 2         | 3         |
| Tudor         | 1        | 1        | 5.73        | 2         | 2        | 0        | 0        | 0        | 11.0        | 15        | 7         | 7         | 3         | 8         |
| Horton        | 0        | 0        | 6.00        | 2         | 0        | 0        | 0        | 0        | 3.0         | 5         | 2         | 2         | 0         | 1         |
| Cox           | 1        | 2        | 7.71        | 3         | 2        | 0        | 0        | 0        | 11.2        | 13        | 10        | 10        | 8         | 9         |
| Magrane       | 0        | 1        | 8.59        | 2         | 2        | 0        | 0        | 0        | 7.1         | 9         | 7         | 7         | 5         | 5         |
| Forsch        | 1        | 0        | 9.95        | 3         | 0        | 0        | 0        | 0        | 6.1         | 8         | 7         | 7         | 5         | 3         |
| <b>Totals</b> | <b>3</b> | <b>4</b> | <b>5.64</b> | <b>23</b> | <b>7</b> | <b>0</b> | <b>0</b> | <b>3</b> | <b>59.0</b> | <b>64</b> | <b>38</b> | <b>37</b> | <b>29</b> | <b>36</b> |

## 1987 WORLD SERIES (CONT.)

| TWINS:           | AVG         | G        | AB          | R         | H         | 2B        | 3B         | HR        | RBI         | BB        | SO        | SB        |           |           |
|------------------|-------------|----------|-------------|-----------|-----------|-----------|------------|-----------|-------------|-----------|-----------|-----------|-----------|-----------|
| Smalley, ph      | .500        | 4        | 2           | 0         | 1         | 1         | 0          | 0         | 0           | 2         | 0         | 0         |           |           |
| Lombardozi, 2b   | .412        | 6        | 17          | 3         | 7         | 1         | 0          | 1         | 4           | 2         | 2         | 0         |           |           |
| Baylor, dh-ph    | .385        | 5        | 13          | 3         | 5         | 0         | 0          | 1         | 3           | 1         | 1         | 0         |           |           |
| Puckett, cf      | .357        | 7        | 28          | 5         | 10        | 1         | 1          | 0         | 3           | 2         | 1         | 1         |           |           |
| Laudner, c       | .318        | 7        | 22          | 4         | 7         | 1         | 0          | 1         | 4           | 5         | 4         | 0         |           |           |
| Gladden, lf      | .290        | 7        | 31          | 3         | 9         | 2         | 1          | 1         | 7           | 3         | 4         | 2         |           |           |
| Gaetti, 3b       | .259        | 7        | 27          | 4         | 7         | 2         | 1          | 1         | 4           | 2         | 5         | 2         |           |           |
| Hrbek, 1b        | .208        | 7        | 24          | 4         | 5         | 0         | 0          | 1         | 6           | 5         | 3         | 0         |           |           |
| Gagne, ss        | .200        | 7        | 30          | 5         | 6         | 1         | 0          | 1         | 3           | 1         | 6         | 0         |           |           |
| Brunansky, rf    | .200        | 7        | 25          | 5         | 5         | 0         | 0          | 0         | 2           | 4         | 4         | 1         |           |           |
| Newman, pr-2b-ph | .200        | 4        | 5           | 0         | 1         | 0         | 0          | 0         | 0           | 1         | 1         | 0         |           |           |
| Bush, dh-ph      | .167        | 4        | 6           | 1         | 1         | 1         | 0          | 0         | 2           | 0         | 1         | 0         |           |           |
| Larkin, 1b-ph    | .000        | 5        | 3           | 1         | 0         | 0         | 0          | 0         | 0           | 1         | 0         | 0         |           |           |
| Straker, p       | .000        | 2        | 2           | 0         | 0         | 0         | 0          | 0         | 0           | 0         | 2         | 0         |           |           |
| Viola, p         | .000        | 3        | 1           | 0         | 0         | 0         | 0          | 0         | 0           | 0         | 1         | 0         |           |           |
| Blyleven, p      | .000        | 2        | 1           | 0         | 0         | 0         | 0          | 0         | 0           | 0         | 1         | 0         |           |           |
| Davidson, rf-ph  | .000        | 2        | 1           | 0         | 0         | 0         | 0          | 0         | 0           | 0         | 0         | 0         |           |           |
| Reardon, p       | .000        | 4        | 0           | 0         | 0         | 0         | 0          | 0         | 0           | 0         | 0         | 0         |           |           |
| Berenguer, p     | .000        | 3        | 0           | 0         | 0         | 0         | 0          | 0         | 0           | 0         | 0         | 0         |           |           |
| Schatzeder, p    | .000        | 3        | 0           | 0         | 0         | 0         | 0          | 0         | 0           | 0         | 0         | 0         |           |           |
| Atherton, p      | .000        | 2        | 0           | 0         | 0         | 0         | 0          | 0         | 0           | 0         | 0         | 0         |           |           |
| Butera, c        | .000        | 1        | 0           | 0         | 0         | 0         | 0          | 0         | 0           | 0         | 0         | 0         |           |           |
| Frazier, p       | .000        | 1        | 0           | 0         | 0         | 0         | 0          | 0         | 0           | 0         | 0         | 0         |           |           |
| Niekro, p        | .000        | 1        | 0           | 0         | 0         | 0         | 0          | 0         | 0           | 0         | 0         | 0         |           |           |
| <b>Totals</b>    | <b>.269</b> | <b>7</b> | <b>238</b>  | <b>38</b> | <b>64</b> | <b>10</b> | <b>3</b>   | <b>7</b>  | <b>38</b>   | <b>29</b> | <b>36</b> | <b>6</b>  |           |           |
| <b>Pitchers:</b> | <b>W</b>    | <b>L</b> | <b>ERA</b>  | <b>G</b>  | <b>GS</b> | <b>CG</b> | <b>SHO</b> | <b>SV</b> | <b>IP</b>   | <b>H</b>  | <b>R</b>  | <b>ER</b> | <b>BB</b> | <b>SO</b> |
| Reardon          | 0           | 0        | 0.00        | 4         | 0         | 0         | 0          | 1         | 4.2         | 5         | 0         | 0         | 0         | 3         |
| Frazier          | 0           | 0        | 0.00        | 1         | 0         | 0         | 0          | 0         | 2.0         | 1         | 0         | 0         | 0         | 2         |
| Niekro           | 0           | 0        | 0.00        | 1         | 0         | 0         | 0          | 0         | 2.0         | 1         | 0         | 0         | 1         | 1         |
| Blyleven         | 1           | 1        | 2.77        | 2         | 2         | 0         | 0          | 0         | 13.0        | 13        | 5         | 4         | 2         | 12        |
| Viola            | 2           | 1        | 3.72        | 3         | 3         | 0         | 0          | 0         | 19.1        | 17        | 8         | 8         | 3         | 16        |
| Straker          | 0           | 0        | 4.00        | 2         | 2         | 0         | 0          | 0         | 9.0         | 9         | 4         | 4         | 3         | 6         |
| Schatzeder       | 1           | 0        | 6.23        | 3         | 0         | 0         | 0          | 0         | 4.1         | 4         | 3         | 3         | 3         | 3         |
| Atherton         | 0           | 0        | 6.75        | 2         | 0         | 0         | 0          | 0         | 1.1         | 0         | 1         | 1         | 1         | 0         |
| Berenguer        | 0           | 1        | 10.38       | 3         | 0         | 0         | 0          | 0         | 4.1         | 10        | 5         | 5         | 0         | 1         |
| <b>Totals</b>    | <b>4</b>    | <b>3</b> | <b>3.75</b> | <b>21</b> | <b>7</b>  | <b>0</b>  | <b>0</b>   | <b>1</b>  | <b>60.0</b> | <b>60</b> | <b>26</b> | <b>25</b> | <b>13</b> | <b>44</b> |

### GAME 1 Saturday, October 17 at Minnesota

|   |                     |   |   |   |   |   |   |   |   |   |    |    |   |
|---|---------------------|---|---|---|---|---|---|---|---|---|----|----|---|
| St. Louis   | 0                   | 1 | 0 | 0 | 0 | 0 | 0 | 0 | 0 | 0 | 1  | 5  | 1 |
| Minnesota   | 0                   | 0 | 0 | 7 | 2 | 0 | 1 | 0 | x | — | 10 | 11 | 0 |
| WP  | —Viola. LP—Magrane. |   |   |   |   |   |   |   |   |   |    |    |   |
| Magrane, Forsch (4), Horton (7) and Pena, Lake (8). |                     |   |   |   |   |   |   |   |   |   |    |    |   |
| Viola, Atherton (9) and Laudner.                    |                     |   |   |   |   |   |   |   |   |   |    |    |   |
| HR—Gladden, Lombardozi. T—2:39. A—55,171.           |                     |   |   |   |   |   |   |   |   |   |    |    |   |

### GAME 2 Sunday, October 18 at Minnesota

|   |                    |   |   |   |   |   |   |   |   |   |   |    |   |
|---|--------------------|---|---|---|---|---|---|---|---|---|---|----|---|
| St. Louis   | 0                  | 0 | 0 | 0 | 1 | 0 | 1 | 2 | 0 | — | 4 | 9  | 0 |
| Minnesota   | 0                  | 1 | 0 | 6 | 0 | 1 | 0 | 0 | x | — | 8 | 10 | 0 |
| WP  | —Blyleven. LP—Cox. |   |   |   |   |   |   |   |   |   |   |    |   |
| Cox, Tunnell (4), Dayley (7), Worrell (8) and Pena. |                    |   |   |   |   |   |   |   |   |   |   |    |   |
| Blyleven, Berenguer (8), Reardon (9) and Laudner.   |                    |   |   |   |   |   |   |   |   |   |   |    |   |
| HR—Gaetti, Laudner. T—2:42. A—55,257.               |                    |   |   |   |   |   |   |   |   |   |   |    |   |

### GAME 3 Tuesday, October 20 at St. Louis

|   |                                     |   |   |   |   |   |   |   |   |   |   |   |   |   |
|---|-------------------------------------|---|---|---|---|---|---|---|---|---|---|---|---|---|
| Minnesota   | 0                                   | 0 | 0 | 0 | 0 | 1 | 0 | 0 | 0 | 0 | — | 1 | 5 | 1 |
| St. Louis   | 0                                   | 0 | 0 | 0 | 0 | 0 | 3 | 0 | x | — | 3 | 9 | 1 |   |
| WP  | —Tudor. LP—Berenguer. Save—Worrell. |   |   |   |   |   |   |   |   |   |   |   |   |   |
| Straker, Berenguer (7), Schatzeder (7) and Laudner. |                                     |   |   |   |   |   |   |   |   |   |   |   |   |   |
| Tudor, Worrell (8) and Pena.                        |                                     |   |   |   |   |   |   |   |   |   |   |   |   |   |
| T—2:45. A—55,347.                                   |                                     |   |   |   |   |   |   |   |   |   |   |   |   |   |

### GAME 4 Wednesday, October 21 at St. Louis

|   |                                 |   |   |   |   |   |   |   |   |   |   |    |   |
|---|---------------------------------|---|---|---|---|---|---|---|---|---|---|----|---|
| Minnesota   | 0                               | 0 | 1 | 0 | 1 | 0 | 0 | 0 | 0 | — | 2 | 7  | 1 |
| St. Louis   | 0                               | 0 | 1 | 6 | 0 | 0 | 0 | 0 | x | — | 7 | 10 | 1 |
| WP  | —Forsch. LP—Viola. Save—Dayley. |   |   |   |   |   |   |   |   |   |   |    |   |
| Viola, Schatzeder (4), Niekro (5), Frazier (7) and Laudner, Butera (8). |                                 |   |   |   |   |   |   |   |   |   |   |    |   |
| Mathews, Forsch (4), Dayley (7) and Pena.                               |                                 |   |   |   |   |   |   |   |   |   |   |    |   |
| HR—Gagne, Lawless. T—3:11. A—55,347.                                    |                                 |   |   |   |   |   |   |   |   |   |   |    |   |

### GAME 5 Thursday, October 22 at St. Louis

|  |                                  |   |   |   |   |   |   |   |   |   |   |    |   |
|--|----------------------------------|---|---|---|---|---|---|---|---|---|---|----|---|
| Minnesota  | 0                                | 0 | 0 | 0 | 0 | 0 | 2 | 0 | 0 | — | 2 | 6  | 1 |
| St. Louis  | 0                                | 0 | 0 | 0 | 0 | 3 | 1 | 0 | x | — | 4 | 10 | 1 |
| WP   | —Cox. LP—Blyleven. Save—Worrell. |   |   |   |   |   |   |   |   |   |   |    |   |
| Blyleven, Atherton (7), Reardon (7) and Laudner. |                                  |   |   |   |   |   |   |   |   |   |   |    |   |
| Cox, Dayley (8), Worrell (8) and Pena, Lake (9). |                                  |   |   |   |   |   |   |   |   |   |   |    |   |
| T—3:21. A—55,347.                                |                                  |   |   |   |   |   |   |   |   |   |   |    |   |

### GAME 6 Saturday, October 24 at Minnesota

|  |                        |   |   |   |   |   |   |   |   |    |    |    |   |
|--|------------------------|---|---|---|---|---|---|---|---|----|----|----|---|
| St. Louis  | 1                      | 1 | 0 | 2 | 1 | 0 | 0 | 0 | 0 | —  | 5  | 11 | 2 |
| Minnesota  | 2                      | 0 | 0 | 4 | 4 | 0 | 1 | x | — | 11 | 15 | 0  |   |
| WP   | —Schatzeder. LP—Tudor. |   |   |   |   |   |   |   |   |    |    |    |   |
| Tudor, Horton (5), Forsch (6), Dayley (6), Tunnell (7) and Pena. |                        |   |   |   |   |   |   |   |   |    |    |    |   |
| Straker, Schatzeder (4), Berenguer (6), Reardon (9) and Laudner. |                        |   |   |   |   |   |   |   |   |    |    |    |   |
| HR—Herr, Baylor, Hrbek. T—3:22. A—55,293.                        |                        |   |   |   |   |   |   |   |   |    |    |    |   |

### GAME 7 Sunday, October 25 at Minnesota

|   |                               |   |   |   |   |   |   |   |   |   |    |   |   |
|---|-------------------------------|---|---|---|---|---|---|---|---|---|----|---|---|
| St. Louis   | 0                             | 2 | 0 | 0 | 0 | 0 | 0 | 0 | 0 | — | 2  | 6 | 1 |
| Minnesota   | 0                             | 1 | 0 | 0 | 1 | 0 | 1 | x | — | 4 | 10 | 0 |   |
| WP  | —Viola. LP—Cox. Save—Reardon. |   |   |   |   |   |   |   |   |   |    |   |   |
| Magrane, Cox (5), Worrell (6) and Lake.           |                               |   |   |   |   |   |   |   |   |   |    |   |   |
| Viola, Reardon (9) and Laudner. T—3:04. A—55,376. |                               |   |   |   |   |   |   |   |   |   |    |   |   |

# 1991 ALCS

## TWINS VS. TORONTO BLUE JAYS

| BLUE JAYS:       | AVG         | G        | AB         | R         | H         | 2B       | 3B       | HR       | RBI       | BB        | SO        | SB       |
|------------------|-------------|----------|------------|-----------|-----------|----------|----------|----------|-----------|-----------|-----------|----------|
| Alomar, 2b       | .474        | 5        | 19         | 3         | 9         | 0        | 0        | 0        | 4         | 2         | 3         | 2        |
| White, cf        | .364        | 5        | 22         | 5         | 8         | 1        | 0        | 0        | 0         | 2         | 3         | 3        |
| Gruber, 3b       | .286        | 5        | 21         | 1         | 6         | 1        | 0        | 0        | 4         | 0         | 4         | 1        |
| Borders, c       | .263        | 5        | 19         | 0         | 5         | 1        | 0        | 0        | 2         | 0         | 0         | 0        |
| Carter, rf-dh    | .263        | 5        | 19         | 3         | 5         | 2        | 0        | 1        | 4         | 1         | 5         | 0        |
| Wilson, pr-lf    | .250        | 3        | 8          | 1         | 2         | 0        | 0        | 0        | 0         | 1         | 3         | 1        |
| Olerud, 1b       | .158        | 5        | 19         | 1         | 3         | 0        | 0        | 0        | 3         | 3         | 1         | 0        |
| Lee, ss          | .125        | 5        | 16         | 3         | 2         | 0        | 0        | 0        | 0         | 1         | 5         | 0        |
| Mulliniks, dh-ph | .125        | 5        | 8          | 1         | 1         | 0        | 0        | 0        | 0         | 3         | 0         | 0        |
| Maldonado, lf-rf | .100        | 5        | 20         | 1         | 2         | 1        | 0        | 0        | 1         | 1         | 6         | 0        |
| Ducey, pr-rf     | .000        | 1        | 1          | 0         | 0         | 0        | 0        | 0        | 0         | 0         | 0         | 0        |
| Tabler, ph-dh    | .000        | 2        | 1          | 0         | 0         | 0        | 0        | 0        | 0         | 1         | 0         | 0        |
| Gonzales, pr-ss  | .000        | 2        | 0          | 0         | 0         | 0        | 0        | 0        | 0         | 0         | 0         | 0        |
| <b>Totals</b>    | <b>.249</b> | <b>5</b> | <b>173</b> | <b>19</b> | <b>43</b> | <b>6</b> | <b>0</b> | <b>1</b> | <b>18</b> | <b>15</b> | <b>30</b> | <b>7</b> |

| Pitchers:     | W        | L        | ERA         | G        | GS       | CG       | SHO      | SV       | IP          | H         | R         | ER        | BB        | SO        |           |
|---------------|----------|----------|-------------|----------|----------|----------|----------|----------|-------------|-----------|-----------|-----------|-----------|-----------|-----------|
| Henke         | 0        | 0        | 0.00        | 2        | 0        | 0        | 0        | 0        | 2.2         | 0         | 0         | 0         | 0         | 1         | 5         |
| Acker         | 0        | 0        | 0.00        | 1        | 0        | 0        | 0        | 0        | 0.2         | 1         | 0         | 0         | 0         | 0         | 1         |
| Wells         | 0        | 0        | 2.35        | 4        | 0        | 0        | 0        | 0        | 7.2         | 6         | 2         | 2         | 2         | 2         | 9         |
| Key           | 0        | 0        | 3.00        | 1        | 1        | 0        | 0        | 0        | 6.0         | 5         | 2         | 2         | 2         | 1         | 1         |
| Guzman        | 1        | 0        | 3.18        | 1        | 1        | 0        | 0        | 0        | 5.2         | 4         | 2         | 2         | 4         | 2         | 2         |
| Timlin        | 0        | 1        | 3.18        | 4        | 0        | 0        | 0        | 0        | 5.2         | 5         | 4         | 2         | 2         | 2         | 5         |
| Ward          | 0        | 1        | 6.23        | 2        | 0        | 0        | 0        | 1        | 4.1         | 4         | 3         | 3         | 1         | 1         | 6         |
| Candiotti     | 0        | 1        | 8.22        | 2        | 2        | 0        | 0        | 0        | 7.2         | 17        | 9         | 7         | 2         | 2         | 5         |
| MacDonald     | 0        | 0        | 9.00        | 1        | 0        | 0        | 0        | 0        | 1.0         | 1         | 1         | 1         | 1         | 1         | 0         |
| Stottlemire   | 0        | 1        | 9.82        | 1        | 1        | 0        | 0        | 0        | 3.2         | 7         | 4         | 4         | 1         | 1         | 3         |
| <b>Totals</b> | <b>1</b> | <b>4</b> | <b>4.60</b> | <b>5</b> | <b>5</b> | <b>0</b> | <b>0</b> | <b>1</b> | <b>45.0</b> | <b>50</b> | <b>27</b> | <b>23</b> | <b>15</b> | <b>37</b> | <b>37</b> |

| TWINS:            | AVG         | G        | AB         | R         | H         | 2B       | 3B       | HR       | RBI       | BB        | SO        | SB       |
|-------------------|-------------|----------|------------|-----------|-----------|----------|----------|----------|-----------|-----------|-----------|----------|
| Puckett, cf       | .429        | 5        | 21         | 4         | 9         | 1        | 0        | 2        | 6         | 1         | 4         | 0        |
| Knoblauch, 2b     | .350        | 5        | 20         | 5         | 7         | 2        | 0        | 0        | 3         | 3         | 3         | 2        |
| Mack, rf          | .333        | 5        | 18         | 4         | 6         | 1        | 1        | 0        | 3         | 2         | 4         | 2        |
| Pagliarulo, 3b-ph | .333        | 5        | 15         | 4         | 5         | 1        | 0        | 1        | 3         | 0         | 2         | 0        |
| Davis, dh         | .294        | 5        | 17         | 3         | 5         | 2        | 0        | 0        | 2         | 5         | 8         | 1        |
| Harper, c         | .278        | 5        | 18         | 1         | 5         | 2        | 0        | 0        | 1         | 0         | 2         | 0        |
| Gladden, lf       | .261        | 5        | 23         | 4         | 6         | 0        | 0        | 0        | 3         | 1         | 3         | 3        |
| Gagne, ss         | .235        | 5        | 17         | 1         | 4         | 0        | 0        | 0        | 1         | 1         | 5         | 0        |
| Hrbek, 1b         | .143        | 5        | 21         | 0         | 3         | 0        | 0        | 0        | 3         | 1         | 3         | 0        |
| Leius, 3b         | .000        | 3        | 4          | 0         | 0         | 0        | 0        | 0        | 0         | 1         | 1         | 0        |
| Larkin, ph        | .000        | 3        | 3          | 0         | 0         | 0        | 0        | 0        | 0         | 0         | 1         | 0        |
| Ortiz, c          | .000        | 3        | 3          | 0         | 0         | 0        | 0        | 0        | 0         | 0         | 0         | 0        |
| Sorrento, ph      | .000        | 1        | 1          | 0         | 0         | 0        | 0        | 0        | 0         | 0         | 1         | 0        |
| Newman, 3b-ss     | .000        | 2        | 0          | 0         | 0         | 0        | 0        | 0        | 0         | 0         | 0         | 0        |
| Brown, pr         | .000        | 1        | 0          | 1         | 0         | 0        | 0        | 0        | 0         | 0         | 0         | 0        |
| <b>Totals</b>     | <b>.276</b> | <b>5</b> | <b>181</b> | <b>27</b> | <b>50</b> | <b>9</b> | <b>1</b> | <b>3</b> | <b>25</b> | <b>15</b> | <b>37</b> | <b>8</b> |

| Pitchers:     | W        | L        | ERA         | G        | GS       | CG       | SHO      | SV       | IP          | H         | R         | ER        | BB        | SO        |           |
|---------------|----------|----------|-------------|----------|----------|----------|----------|----------|-------------|-----------|-----------|-----------|-----------|-----------|-----------|
| West          | 1        | 0        | 0.00        | 2        | 0        | 0        | 0        | 0        | 5.2         | 1         | 0         | 0         | 0         | 4         | 4         |
| Willis        | 0        | 0        | 0.00        | 3        | 0        | 0        | 0        | 0        | 5.1         | 2         | 0         | 0         | 0         | 0         | 3         |
| Aguilera      | 0        | 0        | 0.00        | 3        | 0        | 0        | 0        | 3        | 3.1         | 1         | 0         | 0         | 0         | 0         | 3         |
| Guthrie       | 1        | 0        | 0.00        | 2        | 0        | 0        | 0        | 0        | 2.2         | 0         | 0         | 0         | 0         | 0         | 0         |
| Bedrosian     | 0        | 0        | 0.00        | 2        | 0        | 0        | 0        | 0        | 1.1         | 3         | 2         | 0         | 2         | 2         | 2         |
| Morris        | 2        | 0        | 4.05        | 2        | 2        | 0        | 0        | 0        | 13.1        | 17        | 6         | 6         | 1         | 7         | 7         |
| Erickson      | 0        | 0        | 4.50        | 1        | 1        | 0        | 0        | 0        | 4.0         | 3         | 2         | 2         | 5         | 2         | 2         |
| Tapani        | 0        | 1        | 7.84        | 2        | 2        | 0        | 0        | 0        | 10.1        | 16        | 9         | 9         | 3         | 9         | 9         |
| <b>Totals</b> | <b>4</b> | <b>1</b> | <b>3.33</b> | <b>5</b> | <b>5</b> | <b>0</b> | <b>0</b> | <b>3</b> | <b>46.0</b> | <b>43</b> | <b>19</b> | <b>17</b> | <b>15</b> | <b>30</b> | <b>30</b> |

## TWINS TITLE CLINCHING DATES

| Year | Game | Date         | Details   |
|------|------|--------------|---|
| 1965 | 157  | September 26 | Twins defeated Washington 2-1 at Washington                                   |
| 1969 | 153  | September 22 | Twins defeated Kansas City 4-3 at Kansas City                                 |
| 1970 | 154  | September 22 | Twins defeated Oakland 5-3 at Oakland   |
| 1987 | 157  | September 28 | Twins defeated Texas 5-3 at Texas   |
| 1991 | 155  | September 29 | Twins lost 2-1 at Toronto while Chicago lost 2-1 to Seattle                   |
| 2002 | 150  | September 15 | Twins won 5-0 at Cleveland while Chicago lost 8-4 to New York                 |
| 2003 | 157  | September 23 | Twins won 4-1 vs. Cleveland while Chicago and Kansas City lost                |
| 2004 | 150  | September 20 | Twins defeated Chicago 8-2 at Chicago   |
| 2006 | 162  | October 1    | Twins won 5-1 vs. Chicago while Detroit lost 10-8 to Kansas City              |
| 2009 | 163  | October 6    | Twins defeated Detroit 6-5 in 12 innings in Central Division Tiebreaker game  |
| 2010 | 151  | September 21 | Twins defeat Cleveland 6-4, 91st win of season, Gardenhire's 800th career win |

# 1991 ALCS (CONT.)

## GAME 1 Tuesday, October 8 at Minnesota

|           |   |   |   |   |   |   |   |   |   |   |   |    |   |
|-----------|---|---|---|---|---|---|---|---|---|---|---|----|---|
| Toronto   | 0 | 0 | 0 | 1 | 0 | 3 | 0 | 0 | 0 | — | 4 | 9  | 2 |
| Minnesota | 2 | 2 | 1 | 0 | 0 | 0 | 0 | 0 | x | — | 5 | 11 | 0 |

WP—Morris. LP—Candiotti. Save—Aguilera.  
Candiotti, Wells (3), Timlin (6) and Borders.  
Morris, Willis (6), Aguilera (8) and Harper, Ortiz (8).  
T—3:17. A—54,766.

## GAME 2 Wednesday, October 9 at Minnesota

|           |   |   |   |   |   |   |   |   |   |   |   |   |   |
|-----------|---|---|---|---|---|---|---|---|---|---|---|---|---|
| Toronto   | 1 | 0 | 2 | 0 | 0 | 0 | 2 | 0 | 0 | — | 5 | 9 | 0 |
| Minnesota | 0 | 0 | 1 | 0 | 0 | 1 | 0 | 0 | 0 | — | 2 | 5 | 1 |

WP—Guzman. LP—Tapani. Save—Ward.  
Guzman, Henke (6), Ward (8) and Borders.  
Tapani, Bedrosian (7), Guthrie (7) and Harper.  
T—3:02. A—54,816.

## GAME 3 Friday, October 11 at Toronto

|           |   |   |   |   |   |   |   |   |   |   |   |   |   |   |
|-----------|---|---|---|---|---|---|---|---|---|---|---|---|---|---|
| Minnesota | 0 | 0 | 0 | 0 | 1 | 1 | 0 | 0 | 0 | 1 | — | 3 | 7 | 0 |
| Toronto   | 2 | 0 | 0 | 0 | 0 | 0 | 0 | 0 | 0 | 0 | — | 2 | 5 | 1 |

WP—Guthrie. LP—Timlin. Save—Aguilera.  
Erickson, West (5), Willis (7), Guthrie (9), Aguilera (10) and Ortiz, Harper (10).  
Key, Wells (7), Henke (8), Timlin (10) and Borders.  
HR—Carter, Pagliarulo. T—3:36. A—51,454.

## GAME 4 Saturday, October 12 at Toronto

|           |   |   |   |   |   |   |   |   |   |   |   |    |   |
|-----------|---|---|---|---|---|---|---|---|---|---|---|----|---|
| Minnesota | 0 | 0 | 0 | 4 | 0 | 2 | 1 | 1 | 1 | — | 9 | 13 | 0 |
| Toronto   | 0 | 1 | 0 | 0 | 0 | 1 | 0 | 0 | 1 | — | 3 | 11 | 2 |

WP—Morris. LP—Stottlemeyer.  
Morris, Bedrosian (9) and Harper.  
Stottlemeyer, Wells (4), Acker (6), Timlin (7), MacDonald (9) and Borders.  
HR—Puckett. T—3:15. A—51,526.

## GAME 5 Sunday, October 13 at Toronto

|           |   |   |   |   |   |   |   |   |   |   |   |    |   |
|-----------|---|---|---|---|---|---|---|---|---|---|---|----|---|
| Minnesota | 1 | 1 | 0 | 0 | 0 | 3 | 0 | 3 | 0 | — | 8 | 14 | 2 |
| Toronto   | 0 | 0 | 3 | 2 | 0 | 0 | 0 | 0 | 0 | — | 5 | 9  | 1 |

WP—West. LP—Ward. Save—Aguilera.  
Tapani, West (5), Willis (8), Aguilera (9) and Harper, Ortiz (9).  
Candiotti, Timlin (6), Ward (6), Wells (8) and Borders.  
HR—Puckett. T—3:29. A—51,425.



# 1991 WORLD SERIES

## TWINS VS. ATLANTA BRAVES

| BRAVES:         | AVG         | G        | AB          | R         | H         | 2B        | 3B       | HR       | RBI         | BB        | SO        | SB        |           |           |
|-----------------|-------------|----------|-------------|-----------|-----------|-----------|----------|----------|-------------|-----------|-----------|-----------|-----------|-----------|
| Lemke, 2b       | .417        | 6        | 24          | 4         | 10        | 1         | 3        | 0        | 4           | 2         | 4         | 0         |           |           |
| Belliard, ss    | .375        | 7        | 16          | 0         | 6         | 1         | 0        | 0        | 4           | 1         | 2         | 0         |           |           |
| Pendleton, 3b   | .367        | 7        | 30          | 6         | 11        | 3         | 0        | 2        | 3           | 3         | 1         | 0         |           |           |
| Gant, cf        | .267        | 7        | 30          | 3         | 8         | 0         | 1        | 0        | 4           | 2         | 3         | 1         |           |           |
| Justice, rf     | .259        | 7        | 27          | 5         | 7         | 0         | 0        | 2        | 6           | 5         | 5         | 2         |           |           |
| Treadway, 2b-ph | .250        | 3        | 4           | 1         | 1         | 0         | 0        | 0        | 0           | 1         | 2         | 0         |           |           |
| Smith, dh-lf    | .231        | 7        | 26          | 5         | 6         | 0         | 0        | 3        | 3           | 3         | 4         | 1         |           |           |
| Olson, c        | .222        | 7        | 27          | 3         | 6         | 2         | 0        | 0        | 1           | 5         | 4         | 1         |           |           |
| Hunter, lf-1b   | .190        | 7        | 21          | 2         | 4         | 1         | 0        | 1        | 3           | 0         | 2         | 0         |           |           |
| Blauser, ss-ph  | .167        | 5        | 6           | 0         | 1         | 0         | 0        | 0        | 0           | 1         | 1         | 0         |           |           |
| Bream, 1b       | .125        | 7        | 24          | 0         | 3         | 2         | 0        | 0        | 0           | 3         | 4         | 0         |           |           |
| Avery, p        | .000        | 2        | 3           | 0         | 0         | 0         | 0        | 0        | 0           | 0         | 2         | 0         |           |           |
| Gregg, ph       | .000        | 4        | 3           | 0         | 0         | 0         | 0        | 0        | 0           | 0         | 2         | 0         |           |           |
| Glavine, p      | .000        | 2        | 2           | 0         | 0         | 0         | 0        | 0        | 0           | 0         | 0         | 0         |           |           |
| Mitchell, lf-pr | .000        | 3        | 2           | 0         | 0         | 0         | 0        | 0        | 0           | 0         | 1         | 0         |           |           |
| Smoltz, p       | .000        | 2        | 2           | 0         | 0         | 0         | 0        | 0        | 0           | 0         | 1         | 0         |           |           |
| Cabrera, ph-c   | .000        | 3        | 1           | 0         | 0         | 0         | 0        | 0        | 0           | 0         | 0         | 0         |           |           |
| Clancy, p       | .000        | 3        | 1           | 0         | 0         | 0         | 0        | 0        | 0           | 0         | 1         | 0         |           |           |
| Leibrandt, p    | .000        | 2        | 0           | 0         | 0         | 0         | 0        | 0        | 0           | 0         | 0         | 0         |           |           |
| Mercker, p      | .000        | 2        | 0           | 0         | 0         | 0         | 0        | 0        | 0           | 0         | 0         | 0         |           |           |
| Pena, p         | .000        | 3        | 0           | 0         | 0         | 0         | 0        | 0        | 0           | 0         | 0         | 0         |           |           |
| St. Claire, p   | .000        | 1        | 0           | 0         | 0         | 0         | 0        | 0        | 0           | 0         | 0         | 0         |           |           |
| Stanton, p      | .000        | 5        | 0           | 0         | 0         | 0         | 0        | 0        | 0           | 0         | 0         | 0         |           |           |
| Willard, ph     | .000        | 1        | 0           | 0         | 0         | 0         | 0        | 0        | 1           | 0         | 0         | 0         |           |           |
| Wohlens, p      | .000        | 3        | 0           | 0         | 0         | 0         | 0        | 0        | 0           | 0         | 0         | 0         |           |           |
| <b>Totals</b>   | <b>.253</b> | <b>7</b> | <b>249</b>  | <b>29</b> | <b>63</b> | <b>10</b> | <b>4</b> | <b>8</b> | <b>29</b>   | <b>26</b> | <b>39</b> | <b>5</b>  |           |           |
| Pitchers:       | W           | L        | ERA         | G         | GS        | CG        | SHO      | SV       | IP          | H         | R         | ER        | BB        | SO        |
| Stanton         | 1           | 0        | 0.00        | 5         | 0         | 0         | 0        | 0        | 7.1         | 5         | 0         | 0         | 2         | 7         |
| Wohlens         | 0           | 0        | 0.00        | 3         | 0         | 0         | 0        | 0        | 1.2         | 2         | 0         | 0         | 2         | 1         |
| Mercker         | 0           | 0        | 0.00        | 2         | 0         | 0         | 0        | 0        | 1.0         | 0         | 0         | 0         | 0         | 1         |
| Smoltz          | 0           | 0        | 1.26        | 2         | 2         | 0         | 0        | 0        | 14.1        | 13        | 2         | 2         | 1         | 11        |
| Glavine         | 1           | 1        | 2.70        | 2         | 2         | 1         | 0        | 0        | 13.1        | 8         | 6         | 4         | 7         | 8         |
| Pena            | 0           | 1        | 3.38        | 3         | 0         | 0         | 0        | 0        | 5.1         | 6         | 2         | 2         | 3         | 7         |
| Avery           | 0           | 0        | 3.46        | 2         | 2         | 0         | 0        | 0        | 13.0        | 10        | 6         | 5         | 1         | 8         |
| Clancy          | 1           | 0        | 4.15        | 3         | 0         | 0         | 0        | 0        | 4.1         | 3         | 2         | 2         | 4         | 2         |
| St. Claire      | 0           | 0        | 9.00        | 1         | 0         | 0         | 0        | 0        | 1.0         | 1         | 1         | 1         | 1         | 0         |
| Leibrandt       | 0           | 2        | 11.25       | 2         | 1         | 0         | 0        | 0        | 4.0         | 8         | 5         | 5         | 1         | 3         |
| <b>Totals</b>   | <b>3</b>    | <b>4</b> | <b>2.89</b> | <b>7</b>  | <b>7</b>  | <b>1</b>  | <b>0</b> | <b>0</b> | <b>65.1</b> | <b>56</b> | <b>24</b> | <b>21</b> | <b>21</b> | <b>48</b> |

# 1991 WORLD SERIES (CONT.)

| TWINS:             | AVG         | G        | AB         | R         | H         | 2B       | 3B       | HR       | RBI       | BB        | SO        | SB       |
|--------------------|-------------|----------|------------|-----------|-----------|----------|----------|----------|-----------|-----------|-----------|----------|
| Larkin ph          | .500        | 4        | 4          | 0         | 2         | 0        | 0        | 0        | 1         | 0         | 0         | 0        |
| Newman ph-3b-2b-pr | .500        | 4        | 2          | 0         | 1         | 0        | 1        | 0        | 1         | 0         | 0         | 0        |
| Harper c-ph        | .381        | 7        | 21         | 2         | 8         | 2        | 0        | 0        | 1         | 2         | 2         | 0        |
| Leius 3b-ph-ss     | .357        | 7        | 14         | 2         | 5         | 0        | 0        | 1        | 2         | 1         | 2         | 0        |
| Knoblauch 2b       | .308        | 7        | 26         | 3         | 8         | 1        | 0        | 0        | 2         | 4         | 2         | 4        |
| Pagliarulo ph-3b   | .273        | 6        | 11         | 1         | 3         | 0        | 0        | 1        | 2         | 1         | 2         | 0        |
| Puckett cf         | .250        | 7        | 24         | 4         | 6         | 0        | 1        | 2        | 4         | 5         | 7         | 1        |
| Bush ph-rf         | .250        | 3        | 4          | 0         | 1         | 0        | 0        | 0        | 0         | 0         | 1         | 0        |
| Gladden lf         | .233        | 7        | 30         | 5         | 7         | 2        | 2        | 0        | 0         | 3         | 4         | 2        |
| Davis dh-ph-rf     | .222        | 6        | 18         | 4         | 4         | 0        | 0        | 2        | 4         | 2         | 3         | 0        |
| Ortiz c            | .200        | 3        | 5          | 0         | 1         | 0        | 0        | 0        | 1         | 0         | 1         | 0        |
| Gagne ss           | .167        | 7        | 24         | 1         | 4         | 1        | 0        | 1        | 3         | 0         | 7         | 0        |
| Mack rf            | .130        | 6        | 23         | 0         | 3         | 1        | 0        | 0        | 1         | 0         | 7         | 0        |
| Hrbek 1b           | .115        | 7        | 26         | 2         | 3         | 1        | 0        | 1        | 2         | 2         | 6         | 0        |
| Brown pr-rf-cf     | .000        | 3        | 2          | 0         | 0         | 0        | 0        | 0        | 0         | 0         | 0         | 0        |
| Morris p           | .000        | 3        | 2          | 0         | 0         | 0        | 0        | 0        | 0         | 0         | 1         | 0        |
| Sorrento ph-1b     | .000        | 3        | 2          | 0         | 0         | 0        | 0        | 0        | 0         | 1         | 2         | 0        |
| Aguilera p-ph      | .000        | 4        | 1          | 0         | 0         | 0        | 0        | 0        | 0         | 0         | 0         | 0        |
| Erickson p         | .000        | 2        | 1          | 0         | 0         | 0        | 0        | 0        | 0         | 0         | 1         | 0        |
| Tapani p           | .000        | 2        | 1          | 0         | 0         | 0        | 0        | 0        | 0         | 0         | 0         | 0        |
| Bedrosian p        | .000        | 3        | 0          | 0         | 0         | 0        | 0        | 0        | 0         | 0         | 0         | 0        |
| Guthrie p          | .000        | 4        | 0          | 0         | 0         | 0        | 0        | 0        | 0         | 0         | 0         | 0        |
| Leach p            | .000        | 2        | 0          | 0         | 0         | 0        | 0        | 0        | 0         | 0         | 0         | 0        |
| West p             | .000        | 2        | 0          | 0         | 0         | 0        | 0        | 0        | 0         | 0         | 0         | 0        |
| Willis p           | .000        | 4        | 0          | 0         | 0         | 0        | 0        | 0        | 0         | 0         | 0         | 0        |
| <b>Totals</b>      | <b>.232</b> | <b>7</b> | <b>241</b> | <b>24</b> | <b>56</b> | <b>8</b> | <b>4</b> | <b>8</b> | <b>24</b> | <b>21</b> | <b>48</b> | <b>7</b> |

| Pitchers:     | W        | L        | ERA         | G        | GS       | CG       | SHO      | SV       | IP          | H         | R         | ER        | BB        | SO        |
|---------------|----------|----------|-------------|----------|----------|----------|----------|----------|-------------|-----------|-----------|-----------|-----------|-----------|
| Morris        | 2        | 0        | 1.17        | 3        | 3        | 1        | 1        | 0        | 23.0        | 18        | 3         | 3         | 9         | 15        |
| Aguilera      | 1        | 1        | 1.80        | 4        | 0        | 0        | 0        | 2        | 5.0         | 6         | 1         | 1         | 1         | 3         |
| Guthrie       | 0        | 1        | 2.25        | 4        | 0        | 0        | 0        | 0        | 4.0         | 3         | 1         | 1         | 4         | 3         |
| Leach         | 0        | 0        | 3.86        | 2        | 0        | 0        | 0        | 0        | 2.1         | 2         | 1         | 1         | 0         | 2         |
| Tapani        | 1        | 1        | 4.50        | 2        | 2        | 0        | 0        | 0        | 12.0        | 13        | 6         | 6         | 2         | 7         |
| Erickson      | 0        | 0        | 5.06        | 2        | 2        | 0        | 0        | 0        | 10.2        | 10        | 7         | 6         | 4         | 5         |
| Willis        | 0        | 0        | 5.14        | 4        | 0        | 0        | 0        | 0        | 7.0         | 6         | 4         | 4         | 2         | 2         |
| Bedrosian     | 0        | 0        | 5.40        | 3        | 0        | 0        | 0        | 0        | 3.1         | 3         | 2         | 2         | 0         | 2         |
| West          | 0        | 0        | —           | 2        | 0        | 0        | 0        | 0        | 0.0         | 2         | 4         | 4         | 4         | 0         |
| <b>Totals</b> | <b>4</b> | <b>3</b> | <b>3.74</b> | <b>7</b> | <b>7</b> | <b>1</b> | <b>1</b> | <b>2</b> | <b>67.1</b> | <b>63</b> | <b>29</b> | <b>28</b> | <b>26</b> | <b>39</b> |

### GAME 1 Saturday, October 19 at Minnesota

|           |   |   |   |   |   |   |   |   |   |   |   |   |
|-----------|---|---|---|---|---|---|---|---|---|---|---|---|
| Atlanta   | 0 | 0 | 0 | 0 | 1 | 0 | 1 | 0 | — | 2 | 6 | 1 |
| Minnesota | 0 | 0 | 1 | 0 | 3 | 1 | 0 | 0 | x | 5 | 9 | 1 |

WP—Morris. LP—Leibrandt. Save—Aguilera.  
Leibrandt, Clancy (5), Wohlers (7), Stanton (8) and Olson.  
Morris, Guthrie (8), Aguilera (8) and Harper.  
HR—Gagne, Hrbek. T—3:00. A—55,108.

### GAME 2 Sunday, October 20 at Minnesota

|           |   |   |   |   |   |   |   |   |   |   |   |   |
|-----------|---|---|---|---|---|---|---|---|---|---|---|---|
| Atlanta   | 0 | 1 | 0 | 0 | 1 | 0 | 0 | 0 | — | 2 | 8 | 1 |
| Minnesota | 2 | 0 | 0 | 0 | 0 | 0 | 1 | x | — | 3 | 4 | 1 |

WP—Tapani. LP—Glavin. Save—Aguilera.  
Glavin and Olson.  
Tapani, Aguilera (9) and Harper.  
HR—Davis, Leius. T—2:37. A—55,145.

### GAME 3 Tuesday, October 22 at Atlanta

|           |   |   |   |   |   |   |   |   |   |   |   |   |   |    |   |
|-----------|---|---|---|---|---|---|---|---|---|---|---|---|---|----|---|
| Minnesota | 1 | 0 | 0 | 0 | 0 | 1 | 2 | 0 | 0 | 0 | 0 | — | 4 | 10 | 1 |
| Atlanta   | 0 | 1 | 0 | 1 | 2 | 0 | 0 | 0 | 0 | 0 | 1 | — | 5 | 8  | 2 |

WP—Clancy. LP—Aguilera.  
Erickson, West (5), Leach (5), Bedrosian (6), Willis (8), Guthrie (10), Aguilera (12) and Ortiz, Harper (8).  
Avery, Pena (8), Stanton (10), Wohlers (12), Mercker (12), Clancy (12) and Olson.  
HR—Justice, Smith, Puckett, Davis. T—4:04. A—50,878.

### GAME 4 Wednesday, October 23 at Atlanta

|           |   |   |   |   |   |   |   |   |   |   |   |   |   |
|-----------|---|---|---|---|---|---|---|---|---|---|---|---|---|
| Minnesota | 0 | 1 | 0 | 0 | 0 | 0 | 1 | 0 | 0 | — | 2 | 7 | 0 |
| Atlanta   | 0 | 0 | 1 | 0 | 0 | 0 | 1 | 0 | 1 | — | 3 | 8 | 0 |

WP—Stanton. LP—Guthrie.  
Morris, Willis (7), Guthrie (8), Bedrosian (9) and Harper.  
Smoltz, Wohlers (8), Stanton (8) and Olson.  
HR—Pendleton, Pagliarulo. T—2:57. A—50,878.

### GAME 5 Thursday, October 24 at Atlanta

|           |   |   |   |   |   |   |   |   |   |    |    |   |
|-----------|---|---|---|---|---|---|---|---|---|----|----|---|
| Minnesota | 0 | 0 | 0 | 0 | 3 | 0 | 1 | 1 | — | 5  | 7  | 1 |
| Atlanta   | 0 | 0 | 4 | 1 | 0 | 6 | 3 | x | — | 14 | 17 | 1 |

WP—Glavin. LP—Tapani.  
Tapani, Leach (5), West (7), Bedrosian (7), Willis (8) and Harper, Ortiz (8).  
Glavin, Mercker (6), Clancy (7), St. Claire (9) and Olson, Cabrera (9).  
HR—Justice, Smith, Hunter. T—2:59. A—50,878.

### GAME 6 Saturday, October 26 at Minnesota

|           |   |   |   |   |   |   |   |   |   |   |   |   |   |   |
|-----------|---|---|---|---|---|---|---|---|---|---|---|---|---|---|
| Atlanta   | 0 | 0 | 0 | 2 | 0 | 1 | 0 | 0 | 0 | — | 3 | 9 | 1 |   |
| Minnesota | 2 | 0 | 0 | 1 | 0 | 0 | 0 | 0 | 0 | 1 | — | 4 | 9 | 0 |

WP—Aguilera. LP—Leibrandt.  
Avery, Stanton (7), Pena (9), Leibrandt (11) and Olson.  
Erickson, Guthrie (7), Willis (7), Aguilera (10) and Ortiz, Harper (7).  
HR—Pendleton, Puckett. T—3:36. A—55,155.

### GAME 7 Sunday, October 27 at Minnesota

|           |   |   |   |   |   |   |   |   |   |   |   |   |    |   |
|-----------|---|---|---|---|---|---|---|---|---|---|---|---|----|---|
| Atlanta   | 0 | 0 | 0 | 0 | 0 | 0 | 0 | 0 | 0 | — | 0 | 7 | 0  |   |
| Minnesota | 0 | 0 | 0 | 0 | 0 | 0 | 0 | 0 | 0 | 1 | — | 1 | 10 | 0 |

WP—Morris. LP—Pena.  
Smoltz, Stanton (8), Pena (9) and Olson.  
Morris and Harper. T—3:23. A—55,118.



# 2002 DIVISION SERIES

## TWINS VS. OAKLAND ATHLETICS

| ATHLETICS: | AVG  | G | AB  | R  | H  | 2B | 3B | HR | RBI | BB | SO | SB |
|------------|------|---|-----|----|----|----|----|----|-----|----|----|----|
| Byrnes     | .000 | 2 | 1   | 0  | 0  | 0  | 0  | 0  | 0   | 0  | 1  | 0  |
| Chavez     | .381 | 5 | 21  | 3  | 8  | 0  | 0  | 1  | 5   | 2  | 1  | 0  |
| Durham     | .333 | 5 | 21  | 7  | 7  | 3  | 0  | 2  | 2   | 2  | 4  | 1  |
| Dye        | .400 | 5 | 20  | 3  | 8  | 2  | 0  | 1  | 1   | 1  | 5  | 0  |
| Ellis      | .368 | 5 | 19  | 1  | 7  | 2  | 0  | 1  | 4   | 1  | 2  | 0  |
| Hatberg    | .500 | 5 | 14  | 5  | 7  | 2  | 0  | 1  | 3   | 3  | 0  | 0  |
| Hernandez  | .059 | 5 | 17  | 0  | 1  | 0  | 0  | 0  | 0   | 0  | 4  | 0  |
| Justice    | .238 | 5 | 21  | 2  | 5  | 1  | 1  | 0  | 4   | 0  | 4  | 0  |
| Long       | .167 | 5 | 18  | 1  | 3  | 0  | 0  | 1  | 1   | 1  | 2  | 0  |
| Mabry      | .000 | 2 | 2   | 0  | 0  | 0  | 0  | 0  | 0   | 0  | 1  | 0  |
| Myers      | .000 | 2 | 1   | 0  | 0  | 0  | 0  | 0  | 0   | 0  | 1  | 0  |
| Piatt      | .333 | 3 | 3   | 0  | 1  | 1  | 0  | 0  | 0   | 0  | 1  | 0  |
| Saenz      | .000 | 1 | 0   | 0  | 0  | 0  | 0  | 0  | 0   | 0  | 0  | 0  |
| Tejada     | .143 | 5 | 21  | 3  | 9  | 1  | 0  | 1  | 4   | 1  | 7  | 0  |
| Velarde    | .600 | 4 | 5   | 1  | 3  | 1  | 0  | 0  | 1   | 0  | 1  | 0  |
| Totals     | .288 | 5 | 184 | 26 | 53 | 13 | 1  | 8  | 25  | 12 | 34 | 1  |

| Pitchers: | W | L | ERA   | G | GS | CG | SHO | SV | IP   | H  | R  | ER | BB | SO |
|-----------|---|---|-------|---|----|----|-----|----|------|----|----|----|----|----|
| Bowie     | 0 | 0 | 0.00  | 1 | 0  | 0  | 0   | 0  | 1.1  | 0  | 0  | 0  | 0  | 3  |
| Bradford  | 0 | 0 | 0.00  | 2 | 0  | 0  | 0   | 0  | 3.0  | 1  | 0  | 0  | 0  | 1  |
| Hudson    | 0 | 1 | 6.23  | 2 | 2  | 0  | 0   | 0  | 8.2  | 13 | 11 | 6  | 4  | 8  |
| Koch      | 0 | 0 | 9.00  | 3 | 0  | 0  | 0   | 1  | 3.0  | 5  | 3  | 3  | 2  | 3  |
| Lidle     | 0 | 0 | 9.00  | 1 | 0  | 0  | 0   | 0  | 1.0  | 2  | 1  | 1  | 0  | 0  |
| Lilly     | 0 | 1 | 13.50 | 2 | 0  | 0  | 0   | 0  | 4.0  | 10 | 6  | 6  | 1  | 3  |
| Mecir     | 0 | 0 | 0.00  | 1 | 0  | 0  | 0   | 0  | 1.0  | 0  | 0  | 0  | 0  | 2  |
| Mulder    | 1 | 1 | 2.08  | 2 | 2  | 0  | 0   | 0  | 13.0 | 14 | 3  | 3  | 3  | 12 |
| Rincon    | 0 | 0 | 0.00  | 2 | 0  | 0  | 0   | 0  | 3.0  | 2  | 0  | 0  | 0  | 2  |
| Zito      | 1 | 0 | 4.50  | 1 | 1  | 0  | 0   | 0  | 6.0  | 5  | 3  | 3  | 4  | 8  |
| Totals    | 2 | 3 | 4.09  | 5 | 5  | 0  | 0   | 1  | 44.0 | 52 | 27 | 22 | 14 | 42 |

| TWINS:       | AVG   | G | AB  | R  | H  | 2B | 3B | HR | RBI | BB | SO | SB |
|--------------|-------|---|-----|----|----|----|----|----|-----|----|----|----|
| Cuddyer      | .385  | 5 | 13  | 1  | 5  | 1  | 0  | 0  | 1   | 3  | 3  | 0  |
| Guzman       | .286  | 5 | 21  | 5  | 6  | 2  | 0  | 1  | 2   | 2  | 4  | 2  |
| Hocking      | .500  | 3 | 6   | 0  | 3  | 1  | 0  | 0  | 1   | 0  | 1  | 0  |
| Hunter       | .300  | 5 | 20  | 4  | 6  | 4  | 0  | 0  | 2   | 1  | 4  | 0  |
| Jones        | .250  | 5 | 20  | 3  | 5  | 3  | 0  | 0  | 1   | 1  | 8  | 0  |
| Kielty       | .000  | 3 | 4   | 0  | 0  | 0  | 0  | 0  | 0   | 0  | 1  | 0  |
| Koskie       | .143  | 5 | 21  | 3  | 3  | 0  | 1  | 1  | 5   | 2  | 6  | 0  |
| Lecroy       | .444  | 3 | 9   | 1  | 4  | 0  | 0  | 0  | 1   | 0  | 3  | 0  |
| Mientkiewicz | .250  | 5 | 20  | 3  | 5  | 0  | 0  | 2  | 4   | 1  | 1  | 0  |
| Mohr         | 1.000 | 4 | 2   | 1  | 2  | 1  | 0  | 0  | 0   | 1  | 0  | 0  |
| Ortiz        | .231  | 4 | 13  | 0  | 3  | 2  | 0  | 0  | 2   | 0  | 5  | 0  |
| Pierzynski   | .438  | 5 | 16  | 4  | 7  | 0  | 1  | 1  | 4   | 2  | 2  | 0  |
| Prince       | .000  | 1 | 2   | 0  | 0  | 0  | 0  | 0  | 0   | 0  | 2  | 0  |
| Rivas        | .250  | 4 | 12  | 2  | 3  | 1  | 0  | 0  | 0   | 1  | 2  | 0  |
| Totals       | .291  | 5 | 179 | 27 | 52 | 15 | 2  | 5  | 23  | 14 | 42 | 2  |

| Pitchers: | W | L | ERA   | G | GS | CG | SHO | SV | IP   | H  | R  | ER | BB | SO |
|-----------|---|---|-------|---|----|----|-----|----|------|----|----|----|----|----|
| Fiore     | 0 | 0 | 20.25 | 1 | 0  | 0  | 0   | 0  | 1.1  | 4  | 3  | 3  | 2  | 0  |
| Guardado  | 0 | 0 | 13.50 | 2 | 0  | 0  | 0   | 1  | 2.0  | 5  | 3  | 3  | 1  | 1  |
| Hawkins   | 0 | 0 | 0.00  | 3 | 0  | 0  | 0   | 0  | 2.1  | 0  | 0  | 0  | 0  | 5  |
| Jackson   | 0 | 0 | 0.00  | 1 | 0  | 0  | 0   | 0  | 0.2  | 1  | 0  | 0  | 0  | 0  |
| Lohse     | 0 | 0 | 0.00  | 2 | 0  | 0  | 0   | 0  | 4.0  | 2  | 0  | 0  | 0  | 5  |
| Mays      | 0 | 1 | 14.73 | 1 | 1  | 0  | 0   | 0  | 3.2  | 9  | 6  | 6  | 2  | 1  |
| Milton    | 1 | 0 | 2.57  | 1 | 1  | 0  | 0   | 0  | 7.0  | 6  | 2  | 2  | 1  | 3  |
| Radke     | 2 | 0 | 1.54  | 2 | 2  | 0  | 0   | 0  | 11.2 | 14 | 6  | 2  | 1  | 7  |
| Reed      | 0 | 1 | 7.20  | 1 | 1  | 0  | 0   | 0  | 5.0  | 6  | 4  | 4  | 2  | 8  |
| Romero    | 0 | 0 | 0.00  | 3 | 0  | 0  | 0   | 0  | 3.1  | 3  | 0  | 0  | 1  | 2  |
| Santana   | 0 | 0 | 6.00  | 2 | 0  | 0  | 0   | 0  | 3.0  | 3  | 2  | 2  | 2  | 2  |
| Totals    | 3 | 2 | 4.50  | 5 | 5  | 0  | 0   | 1  | 44.0 | 53 | 26 | 22 | 12 | 34 |

## 2002 DIVISION SERIES (CONT.)

### GAME 1 Tuesday, October 1 at Oakland

|           |   |   |   |   |   |   |   |   |   |   |   |    |   |
|-----------|---|---|---|---|---|---|---|---|---|---|---|----|---|
| Minnesota | 0 | 1 | 2 | 0 | 0 | 3 | 1 | 0 | 0 | — | 7 | 13 | 3 |
| Oakland   | 3 | 2 | 0 | 0 | 0 | 0 | 0 | 0 | 0 | — | 5 | 12 | 0 |

WP—Radke. LP—Lilly. Save—Guardado.  
 Radke, Santana (6), Romero (7), Guardado (9) and Pierzynski.  
 Hudson, Lilly (6), Lidle (7), Rincon(8), Mecir (9) and Hernandez.  
 HR—Koskie, Mientkiewicz. T—3.44. A—34,853.

### GAME 2 Wednesday, October 2 at Oakland

|           |   |   |   |   |   |   |   |   |   |   |   |    |   |
|-----------|---|---|---|---|---|---|---|---|---|---|---|----|---|
| Minnesota | 0 | 0 | 0 | 0 | 0 | 1 | 0 | 0 | 0 | — | 1 | 7  | 0 |
| Oakland   | 3 | 0 | 0 | 5 | 1 | 0 | 0 | 0 | x | — | 9 | 14 | 0 |

WP—Mulder. LP—Mays.  
 Mays, Fiore (4), Lohse (6), Hawkins (9) and Pierzynski, Prince (6).  
 Mulder, Bradford (7), Koch (9) and Hernandez.  
 HR—Chavez, Guzman. T—3.04. A—31,953.

### GAME 3 Friday, October 4 at Minnesota

|           |   |   |   |   |   |   |   |   |   |   |   |   |   |
|-----------|---|---|---|---|---|---|---|---|---|---|---|---|---|
| Oakland   | 2 | 0 | 0 | 1 | 0 | 1 | 2 | 0 | 0 | — | 6 | 9 | 1 |
| Minnesota | 0 | 0 | 0 | 1 | 2 | 0 | 0 | 0 | 0 | — | 3 | 8 | 0 |

WP—Zito. LP—Reed. Save—Koch.  
 Zito, Rincon (7), Koch (9) and Hernandez.  
 Reed, Santana (6), Jackson (7), Romero (8), Hawkins (9) and Pierzynski.  
 HR—Durham, Hatteberg, Long, Dye. T—3.26. A—55,932.

### GAME 4 Saturday, October 5 at Minnesota

|           |   |   |   |   |   |   |   |   |   |   |    |    |   |
|-----------|---|---|---|---|---|---|---|---|---|---|----|----|---|
| Oakland   | 0 | 0 | 2 | 0 | 0 | 0 | 0 | 0 | 0 | — | 2  | 7  | 2 |
| Minnesota | 0 | 0 | 2 | 7 | 0 | 0 | 2 | 0 | x | — | 11 | 12 | 2 |

WP—Milton. LP—Hudson.  
 Hudson, Lilly (4), Bowie (7) and Hernandez, Myers (8).  
 Milton, Lohse (8) and Pierzynski.  
 HR—Tejada, Mientkiewicz. T—3.20. A—55,960.

### GAME 5 Sunday, October 6 at Oakland

|           |   |   |   |   |   |   |   |   |   |   |   |    |   |
|-----------|---|---|---|---|---|---|---|---|---|---|---|----|---|
| Minnesota | 0 | 1 | 1 | 0 | 0 | 0 | 0 | 0 | 3 | — | 5 | 12 | 0 |
| Oakland   | 0 | 0 | 1 | 0 | 0 | 0 | 0 | 0 | 3 | — | 4 | 11 | 0 |

WP—Radke. LP—Mulder.  
 Radke, Romero (5), Hawkins (8), Guardado (9) and Pierzynski.  
 Mulder, Bradford (6), Koch (6) and Hernandez, Myers (9).  
 HR—Durham, Ellis, Pierzynski. T—3.23. A—32,146.

# 2002 ALCS

## TWINS VS. ANAHEIM ANGELS

| ANGELS:       | AVG         | G        | AB          | R         | H         | 2B       | 3B       | HR       | RBI         | BB        | SO        | SB        |          |           |
|---------------|-------------|----------|-------------|-----------|-----------|----------|----------|----------|-------------|-----------|-----------|-----------|----------|-----------|
| Anderson      | .250        | 5        | 20          | 3         | 5         | 1        | 0        | 1        | 3           | 1         | 0         | 0         |          |           |
| Eckstein      | .286        | 5        | 21          | 1         | 6         | 0        | 0        | 0        | 2           | 0         | 2         | 0         |          |           |
| Erstad        | .364        | 5        | 22          | 4         | 8         | 0        | 0        | 1        | 2           | 0         | 3         | 1         |          |           |
| Figgins       | 1.000       | 3        | 1           | 2         | 1         | 0        | 0        | 0        | 0           | 0         | 0         | 0         |          |           |
| Fullmer       | .333        | 4        | 12          | 2         | 4         | 2        | 0        | 1        | 4           | 0         | 2         | 0         |          |           |
| Gil           | .000        | 1        | 2           | 0         | 0         | 0        | 0        | 0        | 0           | 0         | 1         | 0         |          |           |
| Glaus         | .316        | 5        | 19          | 4         | 6         | 0        | 1        | 1        | 2           | 2         | 5         | 0         |          |           |
| Kennedy       | .357        | 4        | 14          | 5         | 5         | 0        | 0        | 3        | 5           | 0         | 2         | 1         |          |           |
| Molina        | .214        | 5        | 14          | 0         | 3         | 0        | 1        | 0        | 2           | 1         | 2         | 0         |          |           |
| Molina        | .000        | 3        | 1           | 0         | 0         | 0        | 0        | 0        | 0           | 0         | 0         | 0         |          |           |
| Ochoa         | .000        | 4        | 4           | 2         | 0         | 0        | 0        | 0        | 0           | 0         | 3         | 0         |          |           |
| Palmeiro      | .000        | 2        | 2           | 0         | 0         | 0        | 0        | 0        | 0           | 0         | 1         | 0         |          |           |
| Salmon        | .214        | 5        | 14          | 0         | 3         | 0        | 0        | 0        | 0           | 3         | 1         | 0         |          |           |
| Spezio        | .353        | 5        | 17          | 5         | 6         | 2        | 0        | 1        | 5           | 2         | 1         | 1         |          |           |
| Wooten        | .250        | 3        | 8           | 1         | 2         | 0        | 0        | 0        | 1           | 0         | 3         | 0         |          |           |
| <b>Totals</b> | <b>.287</b> | <b>5</b> | <b>171</b>  | <b>29</b> | <b>49</b> | <b>5</b> | <b>2</b> | <b>8</b> | <b>26</b>   | <b>9</b>  | <b>26</b> | <b>3</b>  |          |           |
| Pitchers:     | W           | L        | ERA         | G         | GS        | CG       | SHO      | SV       | IP          | H         | R         | ER        | BB       | SO        |
| Appier        | 0           | 1        | 3.48        | 2         | 2         | 0        | 0        | 0        | 10.1        | 10        | 4         | 4         | 4        | 3         |
| Donnelly      | 0           | 0        | 8.10        | 3         | 0         | 0        | 0        | 0        | 3.1         | 3         | 3         | 3         | 0        | 5         |
| Lackey        | 1           | 0        | 0.00        | 1         | 1         | 0        | 0        | 0        | 7.0         | 3         | 0         | 0         | 0        | 7         |
| Ortiz         | 1           | 0        | 5.06        | 1         | 1         | 0        | 0        | 0        | 5.1         | 10        | 3         | 3         | 1        | 3         |
| Percival      | 0           | 0        | 0.00        | 3         | 0         | 0        | 0        | 2        | 3.1         | 0         | 0         | 0         | 0        | 3         |
| Rodriguez     | 2           | 0        | 0.00        | 4         | 0         | 0        | 0        | 0        | 4.1         | 2         | 0         | 0         | 2        | 7         |
| Schoeneweis   | 0           | 0        | 0.00        | 1         | 0         | 0        | 0        | 0        | 0.2         | 0         | 0         | 0         | 0        | 0         |
| Washburn      | 0           | 0        | 1.29        | 1         | 1         | 0        | 0        | 0        | 7.0         | 6         | 1         | 1         | 1        | 7         |
| Weber         | 0           | 0        | 3.38        | 3         | 0         | 0        | 0        | 0        | 2.2         | 3         | 1         | 1         | 0        | 3         |
| <b>Totals</b> | <b>4</b>    | <b>1</b> | <b>2.45</b> | <b>5</b>  | <b>5</b>  | <b>0</b> | <b>0</b> | <b>2</b> | <b>44.0</b> | <b>37</b> | <b>12</b> | <b>12</b> | <b>7</b> | <b>38</b> |

## 2002 ALCS (CONT.)

| TWINS:        | AVG         | G        | AB         | R         | H         | 2B       | 3B       | HR       | RBI       | BB       | SO        | SB       |
|---------------|-------------|----------|------------|-----------|-----------|----------|----------|----------|-----------|----------|-----------|----------|
| Cuddyer       | .200        | 3        | 5          | 0         | 1         | 0        | 0        | 0        | 0         | 1        | 1         | 0        |
| Guzman        | .167        | 5        | 18         | 1         | 3         | 1        | 0        | 0        | 0         | 0        | 3         | 0        |
| Hunter        | .167        | 5        | 18         | 2         | 3         | 2        | 0        | 0        | 0         | 1        | 3         | 0        |
| Jones         | .100        | 5        | 20         | 0         | 2         | 1        | 0        | 0        | 2         | 0        | 4         | 0        |
| Kieftly       | .000        | 4        | 3          | 0         | 0         | 0        | 0        | 0        | 1         | 1        | 2         | 0        |
| Koskie        | .278        | 5        | 18         | 3         | 5         | 2        | 0        | 0        | 2         | 2        | 8         | 0        |
| Lamb          | .000        | 2        | 0          | 0         | 0         | 0        | 0        | 0        | 0         | 0        | 0         | 0        |
| Lecroy        | .333        | 1        | 3          | 0         | 1         | 0        | 0        | 0        | 0         | 0        | 1         | 0        |
| Mientkiewicz  | .278        | 5        | 18         | 1         | 5         | 1        | 0        | 0        | 2         | 1        | 2         | 0        |
| Mohr          | .417        | 5        | 12         | 3         | 5         | 1        | 0        | 0        | 0         | 0        | 4         | 1        |
| Ortiz         | .313        | 5        | 16         | 0         | 5         | 1        | 0        | 0        | 2         | 0        | 5         | 0        |
| Pierzynski    | .250        | 5        | 16         | 1         | 4         | 0        | 0        | 0        | 2         | 0        | 2         | 0        |
| Prince        | .000        | 1        | 1          | 0         | 0         | 0        | 0        | 0        | 0         | 0        | 0         | 0        |
| Rivas         | .250        | 5        | 12         | 1         | 3         | 0        | 0        | 0        | 0         | 1        | 3         | 0        |
| <b>Totals</b> | <b>.231</b> | <b>5</b> | <b>160</b> | <b>12</b> | <b>37</b> | <b>9</b> | <b>0</b> | <b>0</b> | <b>11</b> | <b>7</b> | <b>38</b> | <b>1</b> |

| Pitchers:     | W        | L        | ERA         | G        | GS       | CG       | SHO      | SV       | IP          | H         | R         | ER        | BB       | SO        |
|---------------|----------|----------|-------------|----------|----------|----------|----------|----------|-------------|-----------|-----------|-----------|----------|-----------|
| Guardado      | 0        | 0        | 0.00        | 1        | 0        | 0        | 0        | 1        | 1.0         | 0         | 0         | 0         | 1        | 2         |
| Hawkins       | 0        | 0        | 20.25       | 4        | 0        | 0        | 0        | 1        | 4.0         | 3         | 3         | 1         | 1        | 1         |
| Jackson       | 0        | 0        | 27.00       | 3        | 0        | 0        | 0        | 1        | 5.0         | 5         | 3         | 3         | 2        | 2         |
| Lohse         | 0        | 0        | 0.00        | 1        | 0        | 0        | 0        | 0        | 1.0         | 0         | 0         | 0         | 0        | 1         |
| Mays          | 1        | 0        | 2.03        | 2        | 2        | 0        | 0        | 0        | 13.1        | 12        | 4         | 3         | 0        | 3         |
| Milton        | 0        | 0        | 1.50        | 1        | 1        | 0        | 0        | 0        | 6.0         | 5         | 1         | 1         | 2        | 4         |
| Radke         | 0        | 1        | 2.70        | 1        | 1        | 0        | 0        | 0        | 6.2         | 5         | 2         | 2         | 1        | 4         |
| Reed          | 0        | 1        | 10.13       | 4        | 1        | 0        | 0        | 0        | 5.1         | 8         | 6         | 6         | 0        | 0         |
| Romero        | 0        | 1        | 22.50       | 4        | 0        | 0        | 0        | 0        | 2.0         | 4         | 5         | 5         | 2        | 3         |
| Santana       | 0        | 1        | 10.80       | 4        | 0        | 0        | 0        | 0        | 3.1         | 4         | 4         | 4         | 0        | 4         |
| Wells         | 0        | 0        | 9.00        | 2        | 0        | 0        | 0        | 0        | 1.0         | 2         | 1         | 1         | 0        | 2         |
| <b>Totals</b> | <b>1</b> | <b>4</b> | <b>6.00</b> | <b>5</b> | <b>5</b> | <b>0</b> | <b>0</b> | <b>1</b> | <b>42.0</b> | <b>49</b> | <b>29</b> | <b>28</b> | <b>9</b> | <b>26</b> |

### GAME 1 Tuesday, October 8 at Minnesota

|           |   |   |   |   |   |   |   |   |   |   |   |   |   |
|-----------|---|---|---|---|---|---|---|---|---|---|---|---|---|
| Anaheim   | 0 | 0 | 1 | 0 | 0 | 0 | 0 | 0 | 0 | — | 1 | 4 | 0 |
| Minnesota | 0 | 1 | 0 | 0 | 1 | 0 | 0 | 0 | x | — | 2 | 5 | 1 |

WP —Mays. LP —Appier. Save —Guardado.

Appier, Donnelly (6), Schoenweis (7), Weber (8) and B. Molina, J. Molina (8).

Mays, Guardado (9) and Pierzynski.

T—2:58. A—55,562.

### GAME 2 Wednesday, October 9 at Minnesota

|           |   |   |   |   |   |   |   |   |   |   |   |    |   |
|-----------|---|---|---|---|---|---|---|---|---|---|---|----|---|
| Anaheim   | 1 | 3 | 0 | 0 | 0 | 2 | 0 | 0 | 0 | — | 6 | 10 | 0 |
| Minnesota | 0 | 0 | 0 | 0 | 3 | 0 | 0 | 0 | 0 | — | 3 | 11 | 1 |

WP —Ortiz. LP —Reed. Save —Percival.

Ortiz, Donnelly (6), Rodriguez (7), Percival (8) and B. Molina.

Reed, Santana (6), Romero (7), Hawkins (7), Jackson (9) and Pierzynski.

HR —Erstad, Fullmer. T—3:13. A—55,990.

### GAME 3 Friday, October 11 at Anaheim

|           |   |   |   |   |   |   |   |   |   |   |   |   |
|-----------|---|---|---|---|---|---|---|---|---|---|---|---|
| Minnesota | 0 | 0 | 0 | 0 | 0 | 1 | 0 | 0 | — | 1 | 6 | 0 |
| Anaheim   | 0 | 1 | 0 | 0 | 0 | 0 | 1 | x | — | 2 | 7 | 0 |

WP —Rodriguez. LP —Romero. Save —Percival.

Milton, Hawkins (7), Santana (7), Jackson (7), Romero (7) and Pierzynski.

Washburn, Rodriguez (8), Percival (9) and B. Molina, J. Molina (8).

HR —Anderson, Glaus. T—3:13. A—44,234.

### GAME 4 Saturday, October 12 at Anaheim

|           |   |   |   |   |   |   |   |   |   |   |   |    |   |
|-----------|---|---|---|---|---|---|---|---|---|---|---|----|---|
| Minnesota | 0 | 0 | 0 | 0 | 0 | 0 | 0 | 1 | — | 1 | 6 | 2  |   |
| Anaheim   | 0 | 0 | 0 | 0 | 0 | 0 | 2 | 5 | x | — | 7 | 10 | 0 |

WP —Lackey. LP —Radke.

Radke, Santana (7), Hawkins (8), Romero (8), Jackson (8), Wells (8) and Pierzynski.

Lackey, Rodriguez (8), Weber (9) and B. Molina.

T—2:49. A—44,830.

### GAME 5 Sunday, October 13 at Anaheim

|           |   |   |   |   |   |   |    |   |   |   |    |    |   |
|-----------|---|---|---|---|---|---|----|---|---|---|----|----|---|
| Minnesota | 1 | 1 | 0 | 0 | 0 | 3 | 0  | 0 | — | 5 | 9  | 0  |   |
| Anaheim   | 0 | 0 | 1 | 0 | 2 | 0 | 10 | 0 | x | — | 13 | 18 | 0 |

WP —Rodriguez. LP —Santana.

Mays, Santana (6), Hawkins (7), Romero (7), Wells (7), Lohse (8) and Pierzynski, Prince (8).

Appier, Donnelly (6), Rodriguez (7), Weber (8), Percival (9) and B. Molina, J. Molina (8).

HR —Kennedy (3), Spiezo. T—3:30. A—44,835.



# 2003 DIVISION SERIES

## TWINS VS. NEW YORK YANKEES

| YANKEES: | AVG  | G | AB  | R  | H  | 2B | 3B | HR | RBI | BB | SO | SB |
|----------|------|---|-----|----|----|----|----|----|-----|----|----|----|
| Boone    | .200 | 4 | 15  | 1  | 3  | 1  | 0  | 0  | 0   | 0  | 3  | 1  |
| Dellucci | .000 | 1 | 0   | 0  | 0  | 0  | 0  | 0  | 0   | 0  | 0  | 0  |
| Giambi   | .250 | 4 | 16  | 1  | 4  | 2  | 0  | 0  | 2   | 2  | 5  | 0  |
| Jeter    | .429 | 4 | 14  | 2  | 6  | 0  | 0  | 1  | 1   | 4  | 2  | 1  |
| Johnson  | .077 | 4 | 13  | 2  | 1  | 1  | 0  | 0  | 2   | 3  | 2  | 0  |
| Matsui   | .267 | 4 | 15  | 2  | 4  | 1  | 0  | 1  | 3   | 2  | 3  | 0  |
| Posada   | .176 | 4 | 17  | 1  | 3  | 1  | 0  | 0  | 0   | 0  | 6  | 0  |
| Rivera   | .333 | 4 | 12  | 2  | 4  | 0  | 0  | 0  | 0   | 1  | 0  | 0  |
| Sierra   | .000 | 1 | 2   | 0  | 0  | 0  | 0  | 0  | 0   | 0  | 0  | 0  |
| Soriano  | .368 | 4 | 19  | 2  | 7  | 1  | 0  | 0  | 4   | 0  | 6  | 2  |
| Williams | .400 | 4 | 15  | 3  | 6  | 2  | 0  | 0  | 3   | 2  | 2  | 0  |
| Totals   | .275 | 4 | 138 | 16 | 38 | 9  | 0  | 2  | 15  | 14 | 29 | 4  |

| Pitchers: | W | L | ERA  | G | GS | CG | SHO | SV | IP   | H  | R | ER | BB | SO |
|-----------|---|---|------|---|----|----|-----|----|------|----|---|----|----|----|
| Clemens   | 1 | 0 | 1.29 | 1 | 1  | 0  | 0   | 0  | 7.0  | 5  | 1 | 1  | 1  | 6  |
| Heredia   | 0 | 0 | 0.00 | 1 | 0  | 0  | 0   | 0  | 2.0  | 1  | 0 | 0  | 1  | 1  |
| Mussina   | 0 | 1 | 3.86 | 1 | 1  | 0  | 0   | 0  | 7.0  | 7  | 3 | 3  | 3  | 6  |
| Nelson    | 0 | 0 |      | 1 | 0  | 0  | 0   | 0  | 0.0  | 0  | 0 | 0  | 1  | 0  |
| Pettitte  | 1 | 0 | 1.29 | 1 | 1  | 0  | 0   | 0  | 7.0  | 4  | 1 | 1  | 3  | 10 |
| Rivera    | 0 | 0 | 0.00 | 2 | 0  | 0  | 0   | 2  | 4.0  | 0  | 0 | 0  | 0  | 4  |
| Wells     | 1 | 0 | 1.17 | 1 | 1  | 0  | 0   | 0  | 7.2  | 8  | 1 | 1  | 1  | 5  |
| White     | 0 | 0 | 0.00 | 1 | 0  | 0  | 0   | 0  | 1.1  | 1  | 0 | 0  | 0  | 1  |
| Totals    | 3 | 1 | 1.50 | 4 | 4  | 0  | 0   | 2  | 36.0 | 26 | 6 | 6  | 9  | 33 |

| TWINS:       | AVG  | G | AB  | R | H  | 2B | 3B | HR | RBI | BB | SO | SB |
|--------------|------|---|-----|---|----|----|----|----|-----|----|----|----|
| Cuddyer      | .250 | 1 | 4   | 0 | 1  | 0  | 0  | 0  | 1   | 0  | 3  | 0  |
| Ford         | .000 | 1 | 1   | 0 | 0  | 0  | 0  | 0  | 0   | 0  | 1  | 0  |
| Gomez        | .000 | 1 | 0   | 0 | 0  | 0  | 0  | 0  | 0   | 0  | 0  | 0  |
| Guzman       | .154 | 4 | 13  | 1 | 2  | 0  | 0  | 0  | 0   | 1  | 2  | 0  |
| Hocking      | .000 | 1 | 0   | 0 | 0  | 0  | 0  | 0  | 0   | 0  | 0  | 0  |
| Hunter       | .429 | 4 | 14  | 3 | 6  | 0  | 1  | 1  | 2   | 2  | 2  | 0  |
| Jones        | .125 | 4 | 16  | 0 | 2  | 0  | 0  | 0  | 0   | 0  | 5  | 0  |
| Koskie       | .200 | 4 | 15  | 0 | 3  | 1  | 0  | 0  | 0   | 0  | 5  | 0  |
| Lecroy       | .091 | 3 | 11  | 1 | 1  | 0  | 0  | 0  | 0   | 1  | 4  | 0  |
| Mientkiewicz | .133 | 4 | 15  | 0 | 2  | 0  | 0  | 0  | 0   | 1  | 2  | 0  |
| Pierzynski   | .231 | 4 | 13  | 1 | 3  | 0  | 0  | 1  | 1   | 2  | 0  | 0  |
| Rivas        | .000 | 4 | 13  | 0 | 0  | 0  | 0  | 0  | 1   | 0  | 4  | 0  |
| Ryan         | .000 | 1 | 1   | 0 | 0  | 0  | 0  | 0  | 0   | 0  | 1  | 0  |
| Stewart      | .400 | 4 | 15  | 0 | 6  | 2  | 0  | 0  | 0   | 2  | 4  | 1  |
| Totals       | .198 | 4 | 131 | 6 | 26 | 3  | 1  | 2  | 5   | 9  | 33 | 1  |

| Pitchers: | W | L | ERA  | G | GS | CG | SHO | SV | IP   | H  | R  | ER | BB | SO |
|-----------|---|---|------|---|----|----|-----|----|------|----|----|----|----|----|
| Guardado  | 0 | 0 | 9.00 | 2 | 0  | 0  | 0   | 1  | 2.0  | 5  | 2  | 2  | 0  | 2  |
| Hawkins   | 1 | 0 | 6.00 | 3 | 0  | 0  | 0   | 0  | 3.0  | 5  | 3  | 2  | 0  | 5  |
| Lohse     | 0 | 1 | 5.40 | 1 | 1  | 0  | 0   | 0  | 5.0  | 6  | 3  | 3  | 2  | 5  |
| Milton    | 0 | 0 | 0.00 | 1 | 0  | 0  | 0   | 0  | 3.1  | 2  | 0  | 0  | 0  | 2  |
| Radke     | 0 | 1 | 2.84 | 1 | 1  | 0  | 0   | 0  | 6.1  | 5  | 2  | 2  | 2  | 4  |
| Reed      | 0 | 0 | 0.00 | 1 | 0  | 0  | 0   | 0  | 0.2  | 1  | 0  | 0  | 0  | 0  |
| Rincon    | 0 | 0 | 0.00 | 3 | 0  | 0  | 0   | 0  | 2.1  | 1  | 0  | 0  | 4  | 1  |
| Rogers    | 0 | 0 | 0.00 | 1 | 0  | 0  | 0   | 0  | 1.1  | 1  | 0  | 0  | 1  | 3  |
| Romero    | 0 | 0 | 0.00 | 3 | 0  | 0  | 0   | 0  | 3.1  | 3  | 0  | 0  | 2  | 1  |
| Santana   | 0 | 1 | 7.04 | 2 | 2  | 0  | 0   | 0  | 7.2  | 9  | 6  | 6  | 3  | 6  |
| Totals    | 1 | 3 | 3.86 | 4 | 4  | 0  | 0   | 1  | 35.0 | 38 | 16 | 15 | 14 | 29 |

### GAME 1 Tuesday, September 30 at New York

|  |   |   |   |   |   |   |   |   |   |   |   |   |   |
|--|---|---|---|---|---|---|---|---|---|---|---|---|---|
| <b>Minnesota</b>   | 0 | 0 | 1 | 0 | 0 | 2 | 0 | 0 | 0 | — | 3 | 8 | 0 |
| New York   | 0 | 0 | 0 | 0 | 0 | 0 | 0 | 1 | — | 1 | 9 | 1 |   |
| WP—Hawkins. LP—Mussina. Save—Guardado.                                   |   |   |   |   |   |   |   |   |   |   |   |   |   |
| Santana, Reed (5), Romero (5), Hawkins (7), Guardado (9) and Pierzynski. |   |   |   |   |   |   |   |   |   |   |   |   |   |
| Mussina, Nelson (8), Heredia (8) and Posada.                             |   |   |   |   |   |   |   |   |   |   |   |   |   |
| T—3:18. A—56,292.  |   |   |   |   |   |   |   |   |   |   |   |   |   |

### GAME 3 Saturday, October 4 at Minnesota

|   |   |   |   |   |   |   |   |   |   |   |   |   |   |   |
|---|---|---|---|---|---|---|---|---|---|---|---|---|---|---|
| <b>Minnesota</b>  | 0 | 2 | 1 | 0 | 0 | 0 | 0 | 0 | 0 | 0 | — | 3 | 8 | 1 |
| New York  | 0 | 0 | 1 | 0 | 0 | 0 | 0 | 0 | 0 | 0 | — | 1 | 5 | 0 |
| WP—Clemens. LP—Lohse. Save—Rivera.                        |   |   |   |   |   |   |   |   |   |   |   |   |   |   |
| Clemens, Rivera (8) and Posada.                           |   |   |   |   |   |   |   |   |   |   |   |   |   |   |
| Lohse, Rogers (6), Romero (7), Rincon (8) and Pierzynski. |   |   |   |   |   |   |   |   |   |   |   |   |   |   |
| HR—Matsui, Pierzynski. T—3:02. A—55,915.                  |   |   |   |   |   |   |   |   |   |   |   |   |   |   |

### GAME 2 Thursday, October 2 at New York

|  |   |   |   |   |   |   |   |   |   |   |   |   |   |
|--|---|---|---|---|---|---|---|---|---|---|---|---|---|
| <b>Minnesota</b>   | 0 | 0 | 0 | 0 | 1 | 0 | 0 | 0 | 0 | — | 1 | 4 | 1 |
| New York   | 1 | 0 | 0 | 0 | 0 | 0 | 3 | 0 | x | — | 4 | 8 | 1 |
| WP—Pettitte. LP—Radke. Save—Rivera.                        |   |   |   |   |   |   |   |   |   |   |   |   |   |
| Radke, Hawkins (7), Romero (7), Rincon (8) and Pierzynski. |   |   |   |   |   |   |   |   |   |   |   |   |   |
| Pettitte, Rivera (8) and Posada.                           |   |   |   |   |   |   |   |   |   |   |   |   |   |
| HR—Hunter. T—3:07. A—56,479.                               |   |   |   |   |   |   |   |   |   |   |   |   |   |

### GAME 4 Sunday, October 5 at Minnesota

|  |   |   |   |   |   |   |   |   |   |   |   |    |   |
|--|---|---|---|---|---|---|---|---|---|---|---|----|---|
| <b>Minnesota</b>   | 0 | 0 | 0 | 6 | 0 | 0 | 0 | 1 | 1 | — | 8 | 13 | 0 |
| New York   | 0 | 0 | 0 | 1 | 0 | 0 | 0 | 0 | 0 | — | 1 | 9  | 1 |
| WP—Wells. LP—Santana.  |   |   |   |   |   |   |   |   |   |   |   |    |   |
| Wells, White (8) and Posada.   |   |   |   |   |   |   |   |   |   |   |   |    |   |
| Santana, Rincon (4), Milton (4), Hawkins (8), Guardado (9) and Pierzynski. |   |   |   |   |   |   |   |   |   |   |   |    |   |
| HR—Jeter. T—2:49. A—55,875.  |   |   |   |   |   |   |   |   |   |   |   |    |   |

# 2004 DIVISION SERIES

## TWINS VS. NEW YORK YANKEES

| YANKEES:  | AVG  | G | AB  | R  | H  | 2B | 3B | HR | RBI | BB | SO | SB |
|-----------|------|---|-----|----|----|----|----|----|-----|----|----|----|
| Cairo     | .214 | 4 | 14  | 3  | 3  | 1  | 0  | 0  | 1   | 2  | 5  | 0  |
| Clark     | .000 | 1 | 1   | 0  | 0  | 0  | 0  | 0  | 0   | 0  | 1  | 0  |
| Crosby    | .000 | 2 | 0   | 0  | 0  | 0  | 0  | 0  | 0   | 0  | 0  | 0  |
| Jeter     | .316 | 4 | 19  | 3  | 6  | 1  | 0  | 1  | 4   | 1  | 4  | 1  |
| Lofton    | .250 | 1 | 4   | 0  | 1  | 0  | 0  | 0  | 1   | 0  | 1  | 0  |
| Matsui    | .412 | 4 | 17  | 3  | 7  | 1  | 0  | 1  | 3   | 3  | 4  | 0  |
| Olerud    | .214 | 4 | 14  | 2  | 3  | 2  | 0  | 0  | 0   | 1  | 2  | 0  |
| Posada    | .222 | 4 | 18  | 2  | 4  | 0  | 0  | 0  | 0   | 0  | 6  | 0  |
| Rodriguez | .421 | 4 | 19  | 3  | 8  | 3  | 0  | 1  | 3   | 2  | 1  | 2  |
| Sheffield | .222 | 4 | 18  | 2  | 4  | 1  | 0  | 1  | 2   | 3  | 1  | 0  |
| Sierra    | .167 | 3 | 12  | 1  | 2  | 0  | 0  | 1  | 3   | 2  | 3  | 1  |
| Williams  | .278 | 4 | 18  | 2  | 5  | 1  | 0  | 1  | 3   | 1  | 2  | 0  |
| Totals    | .279 | 4 | 154 | 21 | 43 | 10 | 0  | 6  | 20  | 15 | 30 | 4  |

| Pitchers: | W | L | ERA   | G | GS | CG | SHO | SV | IP   | H  | R  | ER | BB | SO |
|-----------|---|---|-------|---|----|----|-----|----|------|----|----|----|----|----|
| Brown     | 1 | 0 | 1.50  | 1 | 1  | 0  | 0   | 0  | 6.0  | 8  | 1  | 1  | 0  | 1  |
| Gordon    | 0 | 0 | 4.91  | 3 | 0  | 0  | 0   | 0  | 3.2  | 2  | 2  | 2  | 0  | 3  |
| Heredia   | 0 | 0 | 54.00 | 1 | 0  | 0  | 0   | 0  | 0.1  | 0  | 2  | 2  | 0  | 0  |
| Lieber    | 0 | 0 | 4.05  | 1 | 1  | 0  | 0   | 0  | 6.2  | 7  | 3  | 3  | 1  | 4  |
| Loaiza    | 0 | 0 | 0.00  | 1 | 0  | 0  | 0   | 0  | 2.0  | 4  | 0  | 0  | 0  | 0  |
| Mussina   | 0 | 1 | 2.57  | 1 | 1  | 0  | 0   | 0  | 7.0  | 7  | 2  | 2  | 1  | 7  |
| Quantrill | 1 | 0 | 0.00  | 2 | 0  | 0  | 0   | 0  | 2.0  | 2  | 0  | 0  | 0  | 1  |
| Rivera    | 1 | 0 | 0.00  | 4 | 0  | 0  | 0   | 0  | 5.2  | 2  | 0  | 0  | 0  | 2  |
| Sturtz    | 0 | 0 | 6.75  | 2 | 0  | 0  | 0   | 0  | 2.2  | 4  | 2  | 2  | 3  | 4  |
| Vazquez   | 0 | 0 | 9.00  | 1 | 1  | 0  | 0   | 0  | 5.0  | 7  | 5  | 5  | 2  | 6  |
| Totals    | 3 | 1 | 3.73  | 4 | 4  | 0  | 0   | 0  | 41.0 | 43 | 17 | 17 | 7  | 28 |

| TWINS:   | AVG  | G | AB  | R  | H  | 2B | 3B | HR | RBI | BB | SO | SB |
|----------|------|---|-----|----|----|----|----|----|-----|----|----|----|
| Blanco   | .250 | 4 | 8   | 1  | 2  | 0  | 0  | 1  | 2   | 0  | 2  | 0  |
| Borders  | .000 | 2 | 2   | 0  | 0  | 0  | 0  | 0  | 0   | 0  | 1  | 0  |
| Cuddyer  | .467 | 4 | 15  | 1  | 7  | 0  | 0  | 0  | 2   | 0  | 3  | 0  |
| Ford     | .273 | 3 | 11  | 1  | 3  | 1  | 0  | 0  | 2   | 0  | 2  | 1  |
| Guzman   | .333 | 4 | 15  | 2  | 5  | 0  | 0  | 0  | 0   | 2  | 3  | 1  |
| Hunter   | .353 | 4 | 17  | 5  | 6  | 1  | 0  | 1  | 2   | 1  | 1  | 2  |
| Jones    | .300 | 4 | 20  | 3  | 6  | 1  | 0  | 2  | 2   | 0  | 6  | 0  |
| Koskie   | .308 | 4 | 13  | 2  | 4  | 1  | 0  | 0  | 2   | 3  | 2  | 0  |
| Kubel    | .143 | 2 | 7   | 0  | 1  | 1  | 0  | 0  | 0   | 0  | 2  | 0  |
| LeCroy   | .333 | 3 | 3   | 0  | 1  | 0  | 0  | 0  | 0   | 1  | 1  | 0  |
| Morneau  | .235 | 4 | 17  | 1  | 4  | 2  | 0  | 0  | 2   | 0  | 3  | 0  |
| Offerman | .000 | 3 | 3   | 0  | 0  | 0  | 0  | 0  | 1   | 0  | 0  | 0  |
| Rivas    | .000 | 3 | 1   | 0  | 0  | 0  | 0  | 0  | 0   | 0  | 0  | 0  |
| Stewart  | .200 | 4 | 20  | 1  | 4  | 0  | 0  | 0  | 2   | 0  | 2  | 0  |
| Totals   | .283 | 4 | 152 | 17 | 43 | 7  | 0  | 4  | 17  | 7  | 28 | 4  |

| Pitchers:  | W | L | ERA   | G | GS | CG | SHO | SV | IP   | H  | R  | ER | BB | SO |
|------------|---|---|-------|---|----|----|-----|----|------|----|----|----|----|----|
| Balfour    | 0 | 0 | 0.00  | 2 | 0  | 0  | 0   | 0  | 2.2  | 0  | 0  | 0  | 0  | 2  |
| Crain      | 0 | 0 | 0.00  | 1 | 0  | 0  | 0   | 0  | 0.1  | 1  | 0  | 0  | 0  | 0  |
| Lohse      | 0 | 1 | 4.50  | 1 | 0  | 0  | 0   | 0  | 2.0  | 1  | 1  | 1  | 1  | 3  |
| Mulholland | 0 | 0 | 3.00  | 1 | 0  | 0  | 0   | 0  | 3.0  | 3  | 1  | 1  | 0  | 0  |
| Nathan     | 0 | 1 | 3.60  | 3 | 0  | 0  | 0   | 1  | 5.0  | 2  | 2  | 2  | 5  | 6  |
| Radke      | 0 | 0 | 7.11  | 1 | 1  | 0  | 0   | 0  | 6.1  | 8  | 5  | 5  | 3  | 0  |
| Rincon     | 0 | 0 | 10.80 | 3 | 0  | 0  | 0   | 0  | 3.1  | 4  | 4  | 4  | 2  | 5  |
| Romero     | 0 | 0 | 9.00  | 2 | 0  | 0  | 0   | 0  | 1.0  | 0  | 1  | 1  | 1  | 1  |
| Santana    | 1 | 0 | 0.75  | 2 | 2  | 0  | 0   | 0  | 12.0 | 14 | 1  | 1  | 4  | 12 |
| Silva      | 0 | 1 | 10.80 | 1 | 1  | 0  | 0   | 0  | 5.0  | 10 | 6  | 6  | 0  | 1  |
| Totals     | 1 | 3 | 4.65  | 4 | 4  | 0  | 1   | 1  | 40.2 | 43 | 21 | 21 | 15 | 30 |

### GAME 1 Tuesday, October 5 at New York

|   |   |   |   |   |   |   |   |   |   |   |   |   |   |   |
|---|---|---|---|---|---|---|---|---|---|---|---|---|---|---|
| <b>Minnesota</b>                            | 0 | 0 | 1 | 0 | 0 | 1 | 0 | 0 | 0 | 0 | — | 2 | 7 | 0 |
| New York                                    | 0 | 0 | 0 | 0 | 0 | 0 | 0 | 0 | 0 | 0 | 0 | 0 | 9 | 0 |
| WP—Santana. LP—Mussina. Save—Nathan.        |   |   |   |   |   |   |   |   |   |   |   |   |   |   |
| Santana, Rincon (8), Nathan (9) and Blanco. |   |   |   |   |   |   |   |   |   |   |   |   |   |   |
| Mussina, Gordon (8), Rivera (9) and Posada. |   |   |   |   |   |   |   |   |   |   |   |   |   |   |
| HR—Jones. T—2.53. A—55,749.                 |   |   |   |   |   |   |   |   |   |   |   |   |   |   |

### GAME 3 Friday, October 8 at Minnesota

|   |   |   |   |   |   |   |   |   |   |   |   |    |   |  |
|---|---|---|---|---|---|---|---|---|---|---|---|----|---|--|
| <b>New York</b>   | 0 | 3 | 0 | 0 | 0 | 4 | 1 | 0 | 0 | — | 8 | 14 | 1 |  |
| <b>Minnesota</b>  | 1 | 0 | 0 | 0 | 0 | 0 | 0 | 0 | 3 | — | 4 | 12 | 1 |  |
| WP—Brown. LP—Silva.   |   |   |   |   |   |   |   |   |   |   |   |    |   |  |
| Brown, Quantrill (7), Heredia (8), Sturtz (9), Rivera (9) and Posada. |   |   |   |   |   |   |   |   |   |   |   |    |   |  |
| Silva, Romero (6), Crain (6), Mulholland (7) and Blanco, LeCroy (8).  |   |   |   |   |   |   |   |   |   |   |   |    |   |  |
| HR—Jones, Williams, Matsui. T—3.02. A—54,803.                         |   |   |   |   |   |   |   |   |   |   |   |    |   |  |

### GAME 2 Wednesday, October 6 at New York

|   |   |   |   |   |   |   |   |   |   |   |   |   |   |    |   |
|---|---|---|---|---|---|---|---|---|---|---|---|---|---|----|---|
| <b>Minnesota</b>  | 1 | 2 | 0 | 0 | 0 | 0 | 2 | 0 | 0 | 0 | 1 | — | 6 | 12 | 0 |
| New York  | 1 | 0 | 2 | 0 | 1 | 0 | 1 | 0 | 0 | 0 | 2 | — | 7 | 9  | 0 |
| WP—Quantrill. LP—Nathan.  |   |   |   |   |   |   |   |   |   |   |   |   |   |    |   |
| Radke, Balfour (7), Rincon (8), Nathan (10), Romero (12) and Blanco, Borders (7). |   |   |   |   |   |   |   |   |   |   |   |   |   |    |   |
| Lieber, Gordon (7), Rivera (8), Sturtz (10), Quantrill (12) and Posada.           |   |   |   |   |   |   |   |   |   |   |   |   |   |    |   |
| HR—Jeter, Sheffield, Rodriguez, Hunter. T—4:19. A—56,354.                         |   |   |   |   |   |   |   |   |   |   |   |   |   |    |   |

### GAME 4 Saturday, October 9 at Minnesota

|  |   |   |   |   |   |   |   |   |   |   |   |   |    |   |
|--|---|---|---|---|---|---|---|---|---|---|---|---|----|---|
| <b>New York</b>  | 0 | 0 | 1 | 0 | 0 | 0 | 4 | 0 | 0 | 1 | — | 6 | 11 | 0 |
| <b>Minnesota</b>   | 1 | 0 | 0 | 1 | 3 | 0 | 0 | 0 | 0 | 0 | — | 5 | 12 | 1 |
| WP—Rivera. LP—Lohse.   |   |   |   |   |   |   |   |   |   |   |   |   |    |   |
| Vazquez, Loaiza (6), Gordon (8), Rivera (10) and Posada.                         |   |   |   |   |   |   |   |   |   |   |   |   |    |   |
| Santana, Balfour (4), Rincon (4), Nathan (8), Lohse (9) and Blanco, Borders (9). |   |   |   |   |   |   |   |   |   |   |   |   |    |   |
| HR—Blanco, Sierra. T—4:16. A—52,498.   |   |   |   |   |   |   |   |   |   |   |   |   |    |   |

# 2006 DIVISION SERIES

## TWINS VS. OAKLAND ATHLETICS

| ATHLETICS: | AVG  | G | AB  | R  | H  | 2B | 3B | HR | RBI | BB | SO | SB |
|------------|------|---|-----|----|----|----|----|----|-----|----|----|----|
| Bocachica  | .000 | 0 | 0   | 0  | 0  | 0  | 0  | 0  | 0   | 0  | 0  | 0  |
| Bradley    | .077 | 3 | 13  | 1  | 1  | 0  | 0  | 1  | 2   | 0  | 1  | 0  |
| Chavez     | .200 | 3 | 10  | 2  | 2  | 1  | 0  | 1  | 1   | 2  | 4  | 0  |
| Ellis      | .286 | 2 | 7   | 0  | 2  | 0  | 0  | 0  | 0   | 0  | 2  | 0  |
| Jimenez    | .000 | 2 | 4   | 0  | 0  | 0  | 0  | 0  | 0   | 0  | 1  | 0  |
| Johnson    | .000 | 0 | 0   | 0  | 0  | 0  | 0  | 0  | 0   | 0  | 0  | 0  |
| Kendall    | .214 | 3 | 14  | 1  | 3  | 1  | 0  | 0  | 1   | 0  | 4  | 0  |
| Kielty     | .000 | 0 | 0   | 0  | 0  | 0  | 0  | 0  | 0   | 0  | 0  | 0  |
| Kotsay     | .143 | 3 | 14  | 2  | 2  | 0  | 0  | 1  | 2   | 0  | 2  | 0  |
| Melhuse    | .000 | 0 | 0   | 0  | 0  | 0  | 0  | 0  | 0   | 0  | 0  | 0  |
| Payton     | .333 | 3 | 12  | 3  | 4  | 0  | 0  | 0  | 0   | 0  | 1  | 0  |
| Scutaro    | .333 | 3 | 12  | 1  | 4  | 4  | 0  | 0  | 6   | 0  | 1  | 0  |
| Swisher    | .300 | 3 | 10  | 3  | 3  | 2  | 0  | 0  | 1   | 2  | 2  | 0  |
| Thomas     | .500 | 3 | 10  | 3  | 5  | 1  | 0  | 2  | 2   | 2  | 1  | 0  |
| Totals     | .245 | 3 | 106 | 16 | 26 | 9  | 0  | 5  | 15  | 6  | 19 | 0  |

| Pitchers:   | W | L | ERA  | G | GS | CG | SHO | SV | IP   | H  | R | ER | BB | SO |
|-------------|---|---|------|---|----|----|-----|----|------|----|---|----|----|----|
| Blanton     | 0 | 0 | 0.00 | 0 | 0  | 0  | 0   | 0  | 0.0  | 0  | 0 | 0  | 0  | 0  |
| Calero      | 1 | 0 | 0.00 | 1 | 0  | 0  | 0   | 0  | 1.0  | 0  | 0 | 0  | 0  | 1  |
| Duchscherer | 0 | 0 | 2.25 | 2 | 0  | 0  | 0   | 0  | 4.0  | 1  | 1 | 1  | 1  | 4  |
| Gaudin      | 0 | 0 | 0.00 | 0 | 0  | 0  | 0   | 0  | 0.0  | 0  | 0 | 0  | 0  | 0  |
| Harden      | 0 | 0 | 0.00 | 0 | 0  | 0  | 0   | 0  | 0.0  | 0  | 0 | 0  | 0  | 0  |
| Haren       | 1 | 0 | 3.00 | 1 | 1  | 0  | 0   | 0  | 6.0  | 9  | 2 | 2  | 1  | 2  |
| Kennedy     | 0 | 0 | 0.00 | 0 | 0  | 0  | 0   | 0  | 0.0  | 0  | 0 | 0  | 0  | 0  |
| Loaiza      | 0 | 0 | 3.60 | 1 | 1  | 0  | 0   | 0  | 5.0  | 8  | 2 | 2  | 0  | 2  |
| Saarloos    | 0 | 0 | 0.00 | 0 | 0  | 0  | 0   | 0  | 0.0  | 0  | 0 | 0  | 0  | 0  |
| Street      | 0 | 0 | 3.00 | 3 | 0  | 0  | 0   | 2  | 3.0  | 4  | 1 | 1  | 1  | 1  |
| Zito        | 1 | 0 | 1.13 | 1 | 1  | 0  | 0   | 0  | 8.0  | 4  | 1 | 1  | 3  | 1  |
| Totals      | 3 | 0 | 2.33 | 3 | 3  | 0  | 0   | 2  | 27.0 | 26 | 7 | 7  | 7  | 11 |

| TWINS:    | AVG  | G | AB  | R | H  | 2B | 3B | HR | RBI | BB | SO | SB |
|-----------|------|---|-----|---|----|----|----|----|-----|----|----|----|
| Bartlett  | .273 | 3 | 11  | 0 | 3  | 1  | 0  | 0  | 0   | 0  | 2  | 0  |
| Castillo  | .273 | 3 | 11  | 0 | 3  | 0  | 0  | 0  | 0   | 3  | 3  | 0  |
| Cuddyer   | .250 | 3 | 12  | 2 | 3  | 0  | 1  | 1  | 1   | 0  | 2  | 0  |
| Ford      | .000 | 1 | 0   | 0 | 0  | 0  | 0  | 0  | 0   | 0  | 0  | 0  |
| Hunter    | .273 | 3 | 11  | 1 | 3  | 1  | 0  | 1  | 2   | 0  | 1  | 0  |
| Kubel     | .000 | 0 | 0   | 0 | 0  | 0  | 0  | 0  | 0   | 0  | 0  | 0  |
| Mauer     | .182 | 3 | 11  | 0 | 2  | 0  | 0  | 0  | 0   | 1  | 0  | 0  |
| Morneau   | .417 | 3 | 12  | 3 | 5  | 1  | 0  | 2  | 2   | 0  | 0  | 0  |
| Nevin     | .000 | 1 | 3   | 0 | 0  | 0  | 0  | 0  | 0   | 0  | 0  | 0  |
| Punto     | .167 | 3 | 12  | 0 | 2  | 0  | 0  | 0  | 0   | 0  | 1  | 0  |
| Redmond   | .000 | 0 | 0   | 0 | 0  | 0  | 0  | 0  | 0   | 0  | 0  | 0  |
| Rodriguez | .000 | 0 | 0   | 0 | 0  | 0  | 0  | 0  | 0   | 0  | 0  | 0  |
| Tjerner   | .000 | 2 | 6   | 0 | 0  | 0  | 0  | 0  | 0   | 2  | 2  | 1  |
| White     | .417 | 3 | 12  | 1 | 5  | 1  | 0  | 1  | 2   | 0  | 0  | 0  |
| Totals    | .257 | 3 | 101 | 7 | 26 | 4  | 1  | 5  | 7   | 6  | 11 | 1  |

| Pitchers: | W | L | ERA  | G | GS | CG | SHO | SV | IP   | H  | R | ER | BB | SO |
|-----------|---|---|------|---|----|----|-----|----|------|----|---|----|----|----|
| Bonser    | 0 | 0 | 3.00 | 1 | 1  | 0  | 0   | 0  | 6.0  | 7  | 2 | 2  | 1  | 3  |
| Crain     | 0 | 0 | 9.00 | 2 | 0  | 0  | 0   | 0  | 1.0  | 3  | 3 | 1  | 1  | 1  |
| Guerrier  | 0 | 0 | 0.00 | 1 | 0  | 0  | 0   | 0  | 1.0  | 0  | 0 | 0  | 0  | 0  |
| Nathan    | 0 | 0 | 0.00 | 1 | 0  | 0  | 0   | 0  | 0.2  | 1  | 0 | 0  | 0  | 1  |
| Neshek    | 0 | 1 | 9.00 | 2 | 0  | 0  | 0   | 0  | 1.0  | 1  | 1 | 1  | 0  | 1  |
| Perkins   | 0 | 0 | 0.00 | 1 | 0  | 0  | 0   | 0  | 0.1  | 2  | 0 | 0  | 0  | 0  |
| Radke     | 0 | 1 | 6.75 | 1 | 1  | 0  | 0   | 0  | 4.0  | 5  | 4 | 3  | 1  | 2  |
| Reyes     | 0 | 0 | 9.00 | 2 | 0  | 0  | 0   | 0  | 1.0  | 1  | 3 | 1  | 2  | 0  |
| Rincon    | 0 | 0 | 3.00 | 2 | 0  | 0  | 0   | 0  | 3.0  | 1  | 1 | 1  | 0  | 3  |
| Santana   | 0 | 1 | 2.25 | 1 | 1  | 0  | 0   | 0  | 8.0  | 5  | 2 | 2  | 1  | 8  |
| Silva     | 0 | 0 | 0.00 | 0 | 0  | 0  | 0   | 0  | 0.0  | 0  | 0 | 0  | 0  | 0  |
| Totals    | 0 | 3 | 3.81 | 3 | 3  | 0  | 0   | 0  | 26.0 | 26 | 1 | 6  | 1  | 6  |

### GAME 1 Tuesday, October 3 at Minnesota

|           |   |   |   |   |   |   |   |   |   |   |   |   |
|-----------|---|---|---|---|---|---|---|---|---|---|---|---|
| Oakland   | 0   | 2 | 0 | 0 | 0 | 0 | 1 | — | 3 | 7 | 0 |   |
| Minnesota | 0   | 0 | 0 | 0 | 0 | 1 | 0 | 1 | — | 2 | 5 | 2 |
| WP        | —Zito. LP —Santana. Save —Street.         |   |   |   |   |   |   |   |   |   |   |   |
|           | Zito, Street (9) and Kendall.             |   |   |   |   |   |   |   |   |   |   |   |
|           | Santana, Crain (9), Neshek (9) and Mauer. |   |   |   |   |   |   |   |   |   |   |   |
|           | HR—Thomas (2), White. T—2:19. A—55,542.   |   |   |   |   |   |   |   |   |   |   |   |

### GAME 3 Friday, October 6 at Oakland

|           |   |   |   |   |   |   |   |   |   |   |    |   |   |
|-----------|---|---|---|---|---|---|---|---|---|---|----|---|---|
| Minnesota | 0   | 0 | 1 | 0 | 1 | 0 | 1 | 0 | — | 3 | 12 | 3 |   |
| Oakland   | 0   | 2 | 2 | 0 | 0 | 0 | 4 | 0 | x | — | 8  | 8 | 1 |
| WP        | —Haren. LP —Radke.  |   |   |   |   |   |   |   |   |   |    |   |   |
|           | Radke, Perkins (5), Rincon (5), Reyes (7), Crain (7), Guerrier and Mauer. |   |   |   |   |   |   |   |   |   |    |   |   |
|           | Haren, Duchscherer (7), Street (9) and Kendall.                           |   |   |   |   |   |   |   |   |   |    |   |   |
|           | HR—Hunter, Morneau, Chavez, Bradley. T—2:55. A—35,694.                    |   |   |   |   |   |   |   |   |   |    |   |   |

### GAME 2 Wednesday, October 4 at Minnesota

|           |  |   |   |   |   |   |   |   |   |   |   |    |   |
|-----------|--|---|---|---|---|---|---|---|---|---|---|----|---|
| Oakland   | 0  | 0 | 0 | 0 | 2 | 0 | 2 | 0 | 1 | — | 5 | 11 | 0 |
| Minnesota | 0  | 0 | 0 | 0 | 2 | 0 | 0 | 0 | — | 2 | 9 | 0  |   |
| WP        | —Calero. LP —Neshek. Save —Street.                               |   |   |   |   |   |   |   |   |   |   |    |   |
|           | Loaiza, Calero (6), Duchscherer (7), Street (9) and Kendall.     |   |   |   |   |   |   |   |   |   |   |    |   |
|           | Bonser, Neshek (7), Reyes (7), Rincon (8), Nathan (9) and Mauer. |   |   |   |   |   |   |   |   |   |   |    |   |
|           | HR—Kotsay, Morneau, Cuddyer. T—3:02. A—55,710.                   |   |   |   |   |   |   |   |   |   |   |    |   |

# 2009 DIVISION SERIES

## TWINS VS. NEW YORK YANKEES

| YANKEES:  | AVG  | G | AB  | R  | H  | 2B | 3B | HR | RBI | BB | SO | SB |
|-----------|------|---|-----|----|----|----|----|----|-----|----|----|----|
| Cabrera   | .167 | 3 | 12  | 1  | 2  | 0  | 0  | 0  | 0   | 0  | 5  | 0  |
| Cano      | .167 | 3 | 12  | 1  | 2  | 0  | 0  | 0  | 1   | 0  | 1  | 0  |
| Cervelli  | .000 | 1 | 0   | 0  | 0  | 0  | 0  | 0  | 0   | 0  | 0  | 0  |
| Damon     | .083 | 3 | 12  | 0  | 1  | 0  | 0  | 0  | 0   | 1  | 4  | 0  |
| Gardner   | .000 | 1 | 0   | 0  | 0  | 0  | 0  | 0  | 0   | 0  | 0  | 1  |
| Hairston  | .000 | 1 | 0   | 0  | 0  | 0  | 0  | 0  | 0   | 0  | 0  | 0  |
| Jeter     | .400 | 3 | 10  | 4  | 4  | 2  | 0  | 1  | 2   | 3  | 0  | 0  |
| Matsui    | .222 | 3 | 9   | 1  | 2  | 0  | 0  | 1  | 2   | 3  | 3  | 0  |
| Molina    | .000 | 1 | 1   | 0  | 0  | 0  | 0  | 0  | 0   | 0  | 0  | 0  |
| Posada    | .365 | 3 | 11  | 1  | 4  | 0  | 0  | 1  | 2   | 0  | 2  | 0  |
| Rodriguez | .455 | 3 | 11  | 4  | 5  | 0  | 0  | 2  | 6   | 1  | 2  | 0  |
| Swisher   | .083 | 3 | 12  | 0  | 1  | 1  | 0  | 0  | 1   | 0  | 4  | 0  |
| Teixeira  | .167 | 3 | 12  | 3  | 2  | 0  | 0  | 1  | 1   | 1  | 1  | 0  |
| Totals    | .225 | 3 | 102 | 15 | 23 | 3  | 0  | 6  | 15  | 9  | 22 | 1  |

| Pitchers:   | W | L | ERA  | G | GS | CG | SHO | SV | IP   | H  | R | ER | BB | SO |
|-------------|---|---|------|---|----|----|-----|----|------|----|---|----|----|----|
| Aceves      | 0 | 0 | 0.00 | 1 | 0  | 0  | 0   | 0  | 1.0  | 1  | 0 | 0  | 1  | 1  |
| Burnett     | 0 | 0 | 1.50 | 1 | 1  | 0  | 0   | 0  | 6.0  | 3  | 1 | 1  | 5  | 6  |
| Chamberlain | 0 | 0 | 0.00 | 3 | 0  | 0  | 0   | 0  | 1.2  | 2  | 0 | 0  | 0  | 1  |
| Coke        | 0 | 0 | 0.00 | 2 | 0  | 0  | 0   | 0  | 0.2  | 0  | 0 | 0  | 0  | 1  |
| Hughes      | 0 | 0 | 9.00 | 3 | 0  | 0  | 0   | 0  | 2.0  | 5  | 2 | 2  | 1  | 3  |
| Marte       | 0 | 0 | 0.00 | 1 | 0  | 0  | 0   | 0  | 0.0  | 2  | 0 | 0  | 0  | 0  |
| Pettitte    | 1 | 0 | 1.42 | 1 | 1  | 0  | 0   | 0  | 6.1  | 3  | 1 | 1  | 1  | 7  |
| Rivera      | 0 | 0 | 0.00 | 3 | 0  | 0  | 0   | 1  | 3.2  | 4  | 0 | 0  | 1  | 7  |
| Robertson   | 1 | 0 | 0.00 | 1 | 0  | 0  | 0   | 0  | 1.0  | 1  | 0 | 0  | 0  | 0  |
| Sabathia    | 1 | 0 | 1.35 | 1 | 1  | 0  | 0   | 0  | 6.2  | 8  | 2 | 1  | 0  | 8  |
| Totals      | 3 | 0 | 1.55 | 3 | 3  | 0  | 0   | 0  | 29.0 | 29 | 6 | 5  | 9  | 34 |

| TWINS:  | AVG  | G | AB  | R | H  | 2B | 3B | HR | RBI | BB | SO | SB |
|---------|------|---|-----|---|----|----|----|----|-----|----|----|----|
| Cabrera | .154 | 3 | 13  | 1 | 2  | 0  | 0  | 0  | 0   | 2  | 3  | 1  |
| Cuddyer | .429 | 3 | 14  | 0 | 6  | 0  | 0  | 0  | 1   | 0  | 2  | 0  |
| Gomez   | .000 | 1 | 4   | 1 | 0  | 0  | 0  | 0  | 0   | 1  | 2  | 0  |
| Harris  | .250 | 3 | 12  | 1 | 3  | 0  | 1  | 0  | 1   | 0  | 3  | 0  |
| Kubel   | .071 | 3 | 14  | 0 | 1  | 0  | 0  | 0  | 0   | 0  | 9  | 0  |
| Mauer   | .417 | 3 | 12  | 1 | 5  | 1  | 0  | 0  | 1   | 2  | 4  | 0  |
| Morales | .000 | 1 | 3   | 0 | 0  | 0  | 0  | 0  | 0   | 0  | 2  | 0  |
| Punto   | .444 | 3 | 9   | 0 | 4  | 1  | 0  | 0  | 1   | 3  | 1  | 0  |
| Span    | .400 | 3 | 15  | 1 | 6  | 1  | 0  | 0  | 1   | 0  | 2  | 1  |
| Tolbert | .200 | 2 | 5   | 0 | 1  | 0  | 0  | 0  | 0   | 0  | 1  | 0  |
| Young   | .083 | 3 | 12  | 1 | 1  | 1  | 0  | 0  | 0   | 1  | 5  | 1  |
| Totals  | .257 | 3 | 113 | 6 | 29 | 4  | 1  | 0  | 5   | 9  | 34 | 3  |

| Pitchers: | W | L | ERA   | G | GS | CG | SHO | SV | IP   | H  | R  | ER | BB | SO |
|-----------|---|---|-------|---|----|----|-----|----|------|----|----|----|----|----|
| Blackburn | 0 | 0 | 1.59  | 1 | 1  | 0  | 0   | 0  | 5.2  | 3  | 1  | 1  | 2  | 3  |
| Duensing  | 0 | 1 | 9.64  | 1 | 1  | 0  | 0   | 0  | 4.2  | 7  | 5  | 5  | 1  | 3  |
| Guerrier  | 0 | 0 | 0.00  | 2 | 2  | 0  | 0   | 0  | 2.0  | 0  | 0  | 0  | 0  | 2  |
| Liriano   | 0 | 0 | 4.50  | 1 | 0  | 0  | 0   | 0  | 2.0  | 1  | 2  | 1  | 1  | 1  |
| Mahay     | 0 | 0 | 5.40  | 3 | 0  | 0  | 0   | 0  | 1.2  | 0  | 1  | 1  | 1  | 2  |
| Mijares   | 0 | 1 | 13.50 | 2 | 0  | 0  | 0   | 0  | 0.2  | 1  | 1  | 1  | 1  | 0  |
| Nathan    | 0 | 0 | 9.00  | 2 | 0  | 0  | 0   | 0  | 2.0  | 5  | 2  | 2  | 1  | 2  |
| Pavano    | 0 | 1 | 2.57  | 1 | 1  | 0  | 0   | 0  | 7.0  | 5  | 2  | 2  | 0  | 9  |
| Rauch     | 0 | 0 | 6.75  | 3 | 0  | 0  | 0   | 0  | 1.1  | 1  | 1  | 1  | 2  | 0  |
| Totals    | 0 | 3 | 4.67  | 3 | 3  | 0  | 0   | 0  | 27.0 | 23 | 15 | 14 | 9  | 22 |

### GAME 1 Wednesday, October 7 at New York

Minnesota 0 0 2 0 0 0 0 0 0 — 2 9 1

New York 0 0 2 1 3 0 1 0 x — 7 9 0

WP —Sabathia. LP —Duensing.

Sabathia, Hughes (7), Coke (8), Chamberlain (8), Rivera (9) and Posada.

Duensing, Liriano (5), Rauch (7), Mahay (8) and Mauer.

HR —Jeter, Matsui. T —3:38. A —49,464.

### GAME 3 Sunday, October 11 at Minnesota

New York 0 0 0 0 0 0 2 0 2 — 4 7 0

Minnesota 0 0 0 0 0 1 0 0 0 — 1 7 0

WP —Pettitte. LP —Pavano. Save —Rivera.

Pettitte, Chamberlain (7), Hughes (8), Rivera (8) and Posada.

Pavano, Guerrier (8), Mahay (9), Rauch (9), Mijares (9), Nathan (9) and Mauer.

HR —Rodriguez, Posada. T —3:45. A —54,735.

### GAME 2 Friday, October 9 at New York

Minnesota 0 0 0 0 0 1 0 2 0 0 0 — 3 12 1

New York 0 0 0 0 0 1 0 0 2 0 1 — 4 7 0

WP —Robertson. LP —Mijares.

Burnett, Chamberlain (7), Coke (7), Hughes (8), Rivera (9), Aceves (10), Marte

(11), Robertson (11) and Molina, Posada (7).

Blackburn, Mahay (6), Rauch (7), Guerrier (8), Nathan (9), Mijares (10) and Mauer.

HR —Rodriguez, Teixeira. T —4:22. A —50,006.

# 2010 DIVISION SERIES

## TWINS VS. NEW YORK YANKEES

| YANKEES:   | AVG  | G | AB  | R  | H  | 2B | 3B | HR | RBI | BB | SO | SB |
|------------|------|---|-----|----|----|----|----|----|-----|----|----|----|
| Berkman    | .500 | 1 | 4   | 2  | 2  | 1  | 0  | 1  | 2   | 0  | 1  | 0  |
| Cano       | .333 | 3 | 12  | 3  | 4  | 0  | 1  | 0  | 1   | 0  | 0  | 0  |
| Gardner    | .200 | 3 | 10  | 1  | 2  | 0  | 0  | 0  | 1   | 1  | 3  | 1  |
| Golson     | .000 | 2 | 0   | 0  | 0  | 0  | 0  | 0  | 0   | 0  | 0  | 0  |
| Granderson | .455 | 3 | 11  | 2  | 5  | 1  | 1  | 0  | 3   | 1  | 1  | 1  |
| Jeter      | .286 | 3 | 14  | 0  | 4  | 0  | 0  | 0  | 1   | 0  | 3  | 1  |
| Posada     | .273 | 3 | 11  | 2  | 3  | 0  | 0  | 0  | 2   | 1  | 4  | 0  |
| Rodriguez  | .273 | 3 | 11  | 1  | 3  | 0  | 0  | 0  | 1   | 1  | 2  | 1  |
| Swisher    | .333 | 3 | 12  | 3  | 4  | 2  | 0  | 1  | 1   | 1  | 1  | 0  |
| Teixeira   | .308 | 3 | 13  | 2  | 4  | 1  | 0  | 1  | 3   | 1  | 2  | 0  |
| Thames     | .286 | 2 | 7   | 1  | 2  | 0  | 0  | 1  | 2   | 1  | 1  | 0  |
| Totals     | .314 | 3 | 105 | 17 | 33 | 5  | 2  | 4  | 17  | 7  | 18 | 4  |

| Pitchers: | W | L | ERA  | G | GS | CG | SHD | SV | IP   | H  | R | ER | BB | SO |
|-----------|---|---|------|---|----|----|-----|----|------|----|---|----|----|----|
| Hughes    | 1 | 0 | 0.00 | 1 | 1  | 0  | 0   | 0  | 7.0  | 4  | 0 | 0  | 1  | 6  |
| Logan     | 0 | 0 | 0.00 | 2 | 0  | 0  | 0   | 0  | 1.0  | 1  | 0 | 0  | 0  | 0  |
| Pettitte  | 1 | 0 | 2.57 | 1 | 1  | 0  | 0   | 0  | 7.0  | 5  | 2 | 2  | 1  | 4  |
| Rivera    | 0 | 0 | 0.00 | 3 | 0  | 0  | 0   | 2  | 3.1  | 2  | 0 | 0  | 0  | 1  |
| Robertson | 0 | 0 | 0.00 | 2 | 0  | 0  | 0   | 0  | 0.2  | 0  | 0 | 0  | 1  | 1  |
| Sabathia  | 1 | 0 | 4.50 | 1 | 1  | 0  | 0   | 0  | 6.0  | 5  | 4 | 3  | 3  | 5  |
| Wood      | 0 | 0 | 4.50 | 3 | 0  | 0  | 0   | 0  | 2.0  | 4  | 1 | 1  | 2  | 3  |
| Totals    | 3 | 0 | 2.00 | 3 | 3  | 0  | 0   | 2  | 27.0 | 21 | 7 | 8  | 20 | 0  |

| TWINS:   | AVG  | G | AB | R | H  | 2B | 3B | HR | RBI | BB | SO | SB |
|----------|------|---|----|---|----|----|----|----|-----|----|----|----|
| Cuddyer  | .182 | 3 | 11 | 1 | 2  | 1  | 0  | 1  | 2   | 0  | 4  | 0  |
| Hardy    | .100 | 3 | 10 | 0 | 1  | 1  | 0  | 0  | 0   | 0  | 2  | 0  |
| Hudson   | .333 | 3 | 12 | 2 | 4  | 0  | 0  | 1  | 2   | 0  | 2  | 0  |
| Kubel    | .000 | 3 | 8  | 0 | 0  | 0  | 0  | 0  | 0   | 3  | 2  | 0  |
| Mauer    | .250 | 3 | 12 | 0 | 3  | 0  | 0  | 0  | 0   | 1  | 3  | 0  |
| Repko    | .000 | 1 | 0  | 0 | 0  | 0  | 0  | 0  | 0   | 0  | 0  | 0  |
| Span     | .308 | 3 | 13 | 0 | 4  | 0  | 0  | 0  | 0   | 0  | 0  | 0  |
| Thome    | .100 | 3 | 10 | 2 | 1  | 0  | 0  | 0  | 0   | 2  | 3  | 0  |
| Tolbert  | .000 | 1 | 0  | 0 | 0  | 0  | 0  | 0  | 0   | 0  | 0  | 0  |
| Valencia | .222 | 3 | 9  | 1 | 2  | 1  | 0  | 0  | 2   | 1  | 3  | 0  |
| Young    | .333 | 3 | 12 | 1 | 4  | 0  | 1  | 0  | 0   | 1  | 1  | 0  |
| Totals   | .216 | 3 | 97 | 7 | 21 | 3  | 1  | 2  | 6   | 8  | 20 | 0  |

| Pitchers: | W | L | ERA   | G | GS | CG | SHD | SV | IP   | H  | R  | ER | BB | SO |
|-----------|---|---|-------|---|----|----|-----|----|------|----|----|----|----|----|
| Baker     | 0 | 0 | 3.86  | 1 | 0  | 0  | 0   | 0  | 2.1  | 3  | 1  | 1  | 0  | 2  |
| Capps     | 0 | 0 | 9.00  | 1 | 0  | 0  | 0   | 0  | 1.0  | 2  | 1  | 1  | 0  | 0  |
| Crain     | 0 | 1 | 54.00 | 1 | 0  | 0  | 0   | 0  | 0.1  | 3  | 2  | 2  | 0  | 0  |
| Duensing  | 0 | 1 | 13.50 | 1 | 1  | 0  | 0   | 0  | 3.1  | 7  | 5  | 5  | 1  | 1  |
| Fuentes   | 0 | 0 | 0.00  | 2 | 0  | 0  | 0   | 0  | 2.2  | 1  | 0  | 0  | 0  | 2  |
| Guerrier  | 0 | 0 | 0.00  | 2 | 0  | 0  | 0   | 0  | 1.2  | 1  | 0  | 0  | 1  | 2  |
| Liriano   | 0 | 0 | 6.35  | 1 | 1  | 0  | 0   | 0  | 5.2  | 6  | 4  | 4  | 3  | 7  |
| Mijares   | 0 | 0 | 0.00  | 3 | 0  | 0  | 0   | 0  | 1.1  | 0  | 0  | 0  | 1  | 0  |
| Pavano    | 0 | 1 | 6.00  | 1 | 1  | 0  | 0   | 0  | 6.0  | 10 | 4  | 4  | 1  | 3  |
| Rauch     | 0 | 0 | 0.00  | 2 | 0  | 0  | 0   | 0  | 1.2  | 0  | 0  | 0  | 0  | 1  |
| Totals    | 0 | 3 | 5.88  | 3 | 3  | 0  | 0   | 0  | 26.0 | 33 | 17 | 17 | 7  | 18 |

### GAME 1 Wednesday, October 6 at Minnesota

|           |   |   |   |   |   |   |   |   |   |   |   |   |
|-----------|---|---|---|---|---|---|---|---|---|---|---|---|
| New York  | 0 | 0 | 0 | 0 | 4 | 2 | 0 | 0 | — | 6 | 9 | 0 |
| Minnesota | 0 | 2 | 1 | 0 | 0 | 1 | 0 | 0 | — | 4 | 8 | 0 |

WP —Sabathia. LP —Crain. Save —Rivera.  
 Sabathia, Logan (7), Robertson (7), Wood (8), Rivera (8) and Posada.  
 Liriano, Mijares (6), Crain (7), Fuentes (7), Rauch (9) and Mauer.  
 HR —Cuddyer, Teixeira. T—3:47. A—42,032.

### GAME 3 Saturday, October 9 at New York

|           |   |   |   |   |   |   |   |   |   |   |   |    |   |
|-----------|---|---|---|---|---|---|---|---|---|---|---|----|---|
| Minnesota | 0 | 0 | 0 | 0 | 0 | 0 | 1 | 0 | — | 1 | 7 | 0  |   |
| New York  | 0 | 1 | 1 | 3 | 0 | 0 | 1 | 0 | x | — | 6 | 12 | 0 |

WP —Hughes. LP —Duensing.  
 Hughes, Wood (8), Logan (8), Robertson (8), Rivera (9) and Posada.  
 Duensing, Guerrier (4), Baker (5), Mijares (7), Fuentes (8) and Mauer.  
 HR —Thames, Swisher. T—3:06. A—50,840.

### GAME 2 Thursday, October 7 at Minnesota

|           |   |   |   |   |   |   |   |   |   |   |   |    |   |
|-----------|---|---|---|---|---|---|---|---|---|---|---|----|---|
| New York  | 0 | 0 | 0 | 1 | 1 | 0 | 2 | 0 | 1 | — | 5 | 12 | 0 |
| Minnesota | 0 | 1 | 0 | 0 | 0 | 1 | 0 | 0 | 0 | — | 2 | 6  | 0 |

WP —Pettitte. LP —Pavano. Save —Rivera.  
 Pettitte, Wood (8), Rivera (9) and Posada.  
 Pavano, Mijares (7), Rauch (7), Guerrier (8), Capps (9) and Mauer.  
 HR —Berkman, Hudson. T—2:59. A—42,035.

# TWINS POSTSEASON LEADERS

## BATTING

(MINIMUM OF 30 AT-BATS)

### BATTING AVERAGE

|      |                        |                               |
|------|------------------------|-------------------------------|
| .344 | Steve Lombardozzi..... | 1987                          |
| .338 | Michael Cuddyer.....   | 2002, '03, '04, '06, '09, '10 |
| .333 | Brian Harper.....      | 1991                          |
| .326 | Chuck Knoblauch.....   | 1991                          |
| .314 | Tony Oliva.....        | 1965, '69, '70                |

### AT-BATS

|     |                    |                     |
|-----|--------------------|---------------------|
| 104 | Dan Gladden.....   | 1987, '91           |
| 97  | Kirby Puckett..... | 1987, '91           |
| 91  | Kent Hrbek.....    | 1987, '91           |
| 89  | Greg Gagne.....    | 1987, '91           |
| 80  | Torii Hunter.....  | 2002, '03, '04, '06 |

### HITS

|    |                      |                               |
|----|----------------------|-------------------------------|
| 30 | Kirby Puckett.....   | 1987, '91                     |
| 29 | Dan Gladden.....     | 1987, '91                     |
| 25 | Michael Cuddyer..... | 2002, '03, '04, '06, '09, '10 |
| 24 | Torii Hunter.....    | 2002, '03, '04, '06           |
| 19 | Greg Gagne.....      | 1987, '91                     |

### HOME RUNS

|   |                       |                     |
|---|-----------------------|---------------------|
| 5 | Kirby Puckett.....    | 1987, '91           |
| 4 | Greg Gagne.....       | 1987, '91           |
| 3 | Harmon Killebrew..... | 1965, '69, '70      |
|   | Tony Oliva.....       | 1965, '69, '70      |
|   | Gary Gaetti.....      | 1987                |
|   | Kent Hrbek.....       | 1987, '91           |
|   | Torii Hunter.....     | 2002, '03, '04, '06 |

### WALKS

|    |                       |                |
|----|-----------------------|----------------|
| 14 | Harmon Killebrew..... | 1965, '69, '70 |
| 11 | Kent Hrbek.....       | 1987, '91      |
| 9  | Dan Gladden.....      | 1987, '91      |
| 8  | Tom Brunansky.....    | 1987           |
|    | Kirby Puckett.....    | 1987, '91      |

### WINS

|   |                    |                |
|---|--------------------|----------------|
| 4 | Jack Morris.....   | 1991           |
| 3 | Bert Blyleven..... | 1970, '87      |
|   | Frank Viola.....   | 1987           |
| 2 | Mudcat Grant.....  | 1965           |
|   | Brad Radke.....    | 2002, '03, '04 |

### LOSSES

|   |                    |                     |
|---|--------------------|---------------------|
| 3 | Jim Kaat.....      | 1965, '70           |
|   | Brad Radke.....    | 2002, '03, '04, '06 |
|   | Johan Santana..... | 2002, '03, '04, '06 |
| 2 | Kyle Lohse.....    | 2002, '03, '04      |
|   | Rick Reed.....     | 2002, '03           |
|   | Carl Pavano.....   | 2009, '10           |

### INNINGS-PITCHED

|      |                    |                     |
|------|--------------------|---------------------|
| 36.1 | Jack Morris.....   | 1991                |
| 35.0 | Brad Radke.....    | 2002, '03, '04, '06 |
| 34.0 | Johan Santana..... | 2002, '03, '04, '06 |
| 31.1 | Frank Viola.....   | 1987                |
| 28.1 | Bert Blyleven..... | 1970, '87           |

### WALKS

|    |                     |                     |
|----|---------------------|---------------------|
| 10 | Jack Morris.....    | 1991                |
|    | Johan Santana.....  | 2002, '03, '04, '06 |
| 9  | Dave Boswell.....   | 1965, '69           |
|    | Scott Erickson..... | 1991                |
| 8  | Frank Viola.....    | 1987                |
|    | David West.....     | 1991                |
|    | Brad Radke.....     | 2002, '03, '04, '06 |

### GAMES

|    |                      |                               |
|----|----------------------|-------------------------------|
| 24 | Greg Gagne.....      | 1987, '91                     |
|    | Dan Gladden.....     | 1987, '91                     |
|    | Kent Hrbek.....      | 1987, '91                     |
|    | Kirby Puckett.....   | 1987, '91                     |
| 22 | Michael Cuddyer..... | 2002, '03, '04, '06, '09, '10 |

### RUNS

|    |                    |                     |
|----|--------------------|---------------------|
| 17 | Dan Gladden.....   | 1987, '91           |
| 16 | Kirby Puckett..... | 1987, '91           |
| 15 | Torii Hunter.....  | 2002, '03, '04, '06 |
| 12 | Greg Gagne.....    | 1987, '91           |
| 10 | Tom Brunansky..... | 1987                |
|    | Kent Hrbek.....    | 1987, '91           |

### DOUBLES

|   |                   |                     |
|---|-------------------|---------------------|
| 8 | Torii Hunter..... | 2002, '03, '04, '06 |
| 6 | Dan Gladden.....  | 1987, '91           |
| 5 | Tony Oliva.....   | 1965, '69, '70      |
|   | Greg Gagne.....   | 1987, '91           |
|   | Jacque Jones..... | 2002, '03, '04      |

### RUNS BATTED IN

|    |                    |           |
|----|--------------------|-----------|
| 16 | Kirby Puckett..... | 1987, '91 |
| 15 | Dan Gladden.....   | 1987, '91 |
| 12 | Kent Hrbek.....    | 1987, '91 |
| 11 | Tom Brunansky..... | 1987      |
| 10 | Greg Gagne.....    | 1987, '91 |

### STRIKEOUTS

|    |                      |                               |
|----|----------------------|-------------------------------|
| 23 | Jacque Jones.....    | 2002, '03, '04                |
| 22 | Greg Gagne.....      | 1987, '91                     |
| 21 | Corey Koskie.....    | 2002, '03, '04                |
| 18 | Michael Cuddyer..... | 2002, '03, '04, '06, '09, '10 |
| 17 | Kirby Puckett.....   | 1987, '91                     |

## PITCHING

(MINIMUM 10 INNINGS)

### GAMES STARTED

|   |                    |                     |
|---|--------------------|---------------------|
| 6 | Brad Radke.....    | 2002, '03, '04, '06 |
| 5 | Jack Morris.....   | 1991                |
|   | Johan Santana..... | 2002, '03, '04, '06 |
|   | Frank Viola.....   | 1987                |
| 4 | Bert Blyleven..... | 1970, '87           |
|   | Jim Kaat.....      | 1965, '70           |
|   | Kevin Tapani.....  | 1991                |

### ERA

|      |                   |           |
|------|-------------------|-----------|
| 1.35 | Dave Boswell..... | 1965, '69 |
| 1.65 | Eric Milton.....  | 2002, '03 |
| 2.23 | Jack Morris.....  | 1991      |
| 2.70 | Jeff Reardon..... | 1987      |
| 2.74 | Mudcat Grant..... | 1965      |

### SAVES

|   |                     |                |
|---|---------------------|----------------|
| 5 | Rick Aguilera.....  | 1991           |
| 3 | Jeff Reardon.....   | 1987           |
|   | Eddie Guardado..... | 2002, '03      |
| 1 | Juan Berenguer..... | 1987           |
|   | Joe Nathan.....     | 2004, '06, '09 |

### STRIKEOUTS

|    |                    |                     |
|----|--------------------|---------------------|
| 32 | Johan Santana..... | 2002, '03, '04, '06 |
| 25 | Frank Viola.....   | 1987                |
| 23 | Bert Blyleven..... | 1970, '87           |
| 22 | Jack Morris.....   | 1991                |
| 17 | Brad Radke.....    | 2002, '03, '04, '06 |

# 2014 MINNESOTA TWINS SCHEDULE

| DATE | DAY       | OPPONENT          | TIME  | DATE | DAY       | OPPONENT                        | TIME  |
|------|-----------|-------------------|-------|------|-----------|---------------------------------|-------|
| 3/31 | Monday    | at Chicago-AL     | 3:10  | 7/3  | Thursday  | New York-AL                     | 7:10  |
| 4/1  | Tuesday   | OFF DAY           |       | 7/4  | Friday    | New York-AL                     | 1:10  |
| 4/2  | Wednesday | at Chicago-AL     | 7:10  | 7/5  | Saturday  | New York-AL                     | TBA   |
| 4/3  | Thursday  | at Chicago-AL     | 1:10  | 7/6  | Sunday    | New York-AL                     | 1:10  |
| 4/4  | Friday    | at Cleveland      | 2:05  | 7/7  | Monday    | at Seattle                      | 9:10  |
| 4/5  | Saturday  | at Cleveland      | 12:05 | 7/8  | Tuesday   | at Seattle                      | 9:10  |
| 4/6  | Sunday    | at Cleveland      | 12:05 | 7/9  | Wednesday | at Seattle                      | 9:10  |
| 4/7  | Monday    | Oakland           | 3:10  | 7/10 | Thursday  | at Seattle                      | 9:10  |
| 4/8  | Tuesday   | OFF DAY           |       | 7/11 | Friday    | at Colorado                     | 7:40  |
| 4/9  | Wednesday | Oakland           | 12:10 | 7/12 | Saturday  | at Colorado                     | TBA   |
| 4/10 | Thursday  | Oakland           | 12:10 | 7/13 | Sunday    | at Colorado                     | 3:10  |
| 4/11 | Friday    | Kansas City       | 7:10  | 7/14 | Monday    | ALL-STAR BREAK (HR Derby)       |       |
| 4/12 | Saturday  | Kansas City       | TBA   | 7/15 | Tuesday   | ALL-STAR GAME (at Target Field) |       |
| 4/13 | Sunday    | Kansas City       | 1:10  | 7/16 | Wednesday | ALL-STAR BREAK                  |       |
| 4/14 | Monday    | OFF DAY           |       | 7/17 | Thursday  | ALL-STAR BREAK                  |       |
| 4/15 | Tuesday   | Toronto           | 7:10  | 7/18 | Friday    | Tampa Bay                       | 7:10  |
| 4/16 | Wednesday | Toronto           | 7:10  | 7/20 | Saturday  | Tampa Bay                       | TBA   |
| 4/17 | Thursday  | Toronto           | 12:10 | 7/20 | Sunday    | Tampa Bay                       | 1:10  |
| 4/18 | Friday    | at Kansas City    | 7:10  | 7/21 | Monday    | Cleveland                       | 7:10  |
| 4/19 | Saturday  | at Kansas City    | TBA   | 7/22 | Tuesday   | Cleveland                       | 7:10  |
| 4/20 | Sunday    | at Kansas City    | 1:10  | 7/23 | Wednesday | Cleveland                       | 12:10 |
| 4/21 | Monday    | OFF DAY           |       | 7/24 | Thursday  | Chicago-AL                      | 7:10  |
| 4/22 | Tuesday   | at Tampa Bay      | 6:10  | 7/25 | Friday    | Chicago-AL                      | 7:10  |
| 4/23 | Wednesday | at Tampa Bay      | 6:10  | 7/26 | Saturday  | Chicago-AL                      | TBA   |
| 4/24 | Thursday  | at Tampa Bay      | 12:10 | 7/27 | Sunday    | Chicago-AL                      | 1:10  |
| 4/25 | Friday    | Detroit           | 7:10  | 7/28 | Monday    | OFF DAY                         |       |
| 4/26 | Saturday  | Detroit           | TBA   | 7/29 | Tuesday   | at Kansas City                  | 7:10  |
| 4/27 | Sunday    | Detroit           | 1:10  | 7/30 | Wednesday | at Kansas City                  | 7:10  |
| 4/28 | Monday    | OFF DAY           |       | 7/31 | Thursday  | at Kansas City                  | 7:10  |
| 4/29 | Tuesday   | Los Angeles-NL    | 7:10  | 8/1  | Friday    | at Chicago-AL                   | 7:10  |
| 4/30 | Wednesday | Los Angeles-NL    | 7:10  | 8/2  | Saturday  | at Chicago-AL                   | 6:10  |
| 5/1  | Thursday  | Los Angeles-NL    | 12:10 | 8/3  | Sunday    | at Chicago-AL                   | 1:10  |
| 5/2  | Friday    | Baltimore         | 7:10  | 8/4  | Monday    | OFF DAY                         |       |
| 5/3  | Saturday  | Baltimore         | TBA   | 8/5  | Tuesday   | San Diego                       | 7:10  |
| 5/4  | Sunday    | Baltimore         | 1:10  | 8/6  | Wednesday | San Diego                       | 12:10 |
| 5/5  | Monday    | at Cleveland      | 6:05  | 8/7  | Thursday  | at Oakland                      | 9:05  |
| 5/6  | Tuesday   | at Cleveland      | 6:05  | 8/8  | Friday    | at Oakland                      | 9:05  |
| 5/7  | Wednesday | at Cleveland      | 6:05  | 8/9  | Saturday  | at Oakland                      | 8:05  |
| 5/8  | Thursday  | at Cleveland      | 11:05 | 8/10 | Sunday    | at Oakland                      | 3:05  |
| 5/9  | Friday    | at Detroit        | 6:08  | 8/11 | Monday    | at Houston                      | 7:10  |
| 5/10 | Saturday  | at Detroit        | 12:08 | 8/12 | Tuesday   | at Houston                      | 7:10  |
| 5/11 | Sunday    | at Detroit        | 12:08 | 8/13 | Wednesday | at Houston                      | 1:10  |
| 5/12 | Monday    | OFF DAY           |       | 8/14 | Thursday  | OFF DAY                         |       |
| 5/13 | Tuesday   | Boston            | 7:10  | 8/15 | Friday    | Kansas City                     | 7:10  |
| 5/14 | Wednesday | Boston            | 7:10  | 8/16 | Saturday  | Kansas City                     | TBA   |
| 5/15 | Thursday  | Boston            | 12:10 | 8/17 | Sunday    | Kansas City                     | 1:10  |
| 5/16 | Friday    | Seattle           | 7:10  | 8/18 | Monday    | Kansas City                     | 7:10  |
| 5/17 | Saturday  | Seattle           | TBA   | 8/19 | Tuesday   | Cleveland                       | 7:10  |
| 5/18 | Sunday    | Seattle           | 1:10  | 8/20 | Wednesday | Cleveland                       | 7:10  |
| 5/19 | Monday    | OFF DAY           |       | 8/21 | Thursday  | Cleveland                       | 12:10 |
| 5/20 | Tuesday   | at San Diego      | 9:10  | 8/22 | Friday    | Detroit                         | 7:10  |
| 5/21 | Wednesday | at San Diego      | 9:10  | 8/23 | Saturday  | Detroit                         | TBA   |
| 5/22 | Thursday  | OFF DAY           |       | 8/24 | Sunday    | Detroit                         | 1:10  |
| 5/23 | Friday    | at San Francisco  | 9:15  | 8/25 | Monday    | OFF DAY                         |       |
| 5/24 | Saturday  | at San Francisco  | TBA   | 8/26 | Tuesday   | at Kansas City                  | 7:10  |
| 5/25 | Sunday    | at San Francisco  | 3:05  | 8/27 | Wednesday | at Kansas City                  | 7:10  |
| 5/26 | Monday    | Texas             | 1:10  | 8/28 | Thursday  | at Kansas City                  | 7:10  |
| 5/27 | Tuesday   | Texas             | 7:10  | 8/29 | Friday    | at Baltimore                    | 6:05  |
| 5/28 | Wednesday | Texas             | 7:10  | 8/30 | Saturday  | at Baltimore                    | TBA   |
| 5/29 | Thursday  | Texas             | 12:10 | 8/31 | Sunday    | at Baltimore                    | 12:35 |
| 5/30 | Friday    | at New York       | 6:05  | 9/1  | Monday    | at Baltimore                    | TBA   |
| 5/31 | Saturday  | at New York       | TBA   | 9/2  | Tuesday   | Chicago-AL                      | 7:10  |
| 6/1  | Sunday    | at New York       | TBA   | 9/3  | Wednesday | Chicago-AL                      | 7:10  |
| 6/2  | Monday    | at Milwaukee      | 7:10  | 9/4  | Thursday  | Chicago-AL                      | 7:10  |
| 6/3  | Tuesday   | at Milwaukee      | 7:10  | 9/5  | Friday    | Los Angeles-AL                  | 7:10  |
| 6/4  | Wednesday | Milwaukee         | 7:10  | 9/6  | Saturday  | Los Angeles-AL                  | TBA   |
| 6/5  | Thursday  | Milwaukee         | 7:10  | 9/7  | Sunday    | Los Angeles-AL                  | 1:10  |
| 6/6  | Friday    | Houston           | 7:10  | 9/8  | Monday    | OFF DAY                         |       |
| 6/7  | Saturday  | Houston           | TBA   | 9/9  | Tuesday   | at Cleveland                    | 6:05  |
| 6/8  | Sunday    | Houston           | 1:10  | 9/10 | Wednesday | at Cleveland                    | 6:05  |
| 6/9  | Monday    | at Toronto        | 6:07  | 9/11 | Thursday  | at Cleveland                    | 11:05 |
| 6/10 | Tuesday   | at Toronto        | 6:07  | 9/12 | Friday    | at Chicago-AL                   | 7:10  |
| 6/11 | Wednesday | at Toronto        | 11:37 | 9/13 | Saturday  | at Chicago-AL                   | 6:10  |
| 6/12 | Thursday  | OFF DAY           |       | 9/14 | Sunday    | at Chicago-AL                   | 1:10  |
| 6/13 | Friday    | at Detroit        | 6:08  | 9/15 | Monday    | Detroit                         | 7:10  |
| 6/14 | Saturday  | at Detroit        | 6:08  | 9/16 | Tuesday   | Detroit                         | 7:10  |
| 6/15 | Sunday    | at Detroit        | 12:08 | 9/17 | Wednesday | Detroit                         | 7:10  |
| 6/16 | Monday    | at Boston         | 6:10  | 9/18 | Thursday  | OFF DAY                         |       |
| 6/17 | Tuesday   | at Boston         | 6:10  | 9/19 | Friday    | Cleveland                       | 7:10  |
| 6/18 | Wednesday | at Boston         | TBA   | 9/20 | Saturday  | Cleveland                       | TBA   |
| 6/19 | Thursday  | Chicago-AL        | 7:10  | 9/21 | Sunday    | Cleveland                       | 1:10  |
| 6/20 | Friday    | Chicago-AL        | 7:10  | 9/22 | Monday    | Arizona                         | 7:10  |
| 6/21 | Saturday  | Chicago-AL        | TBA   | 9/23 | Tuesday   | Arizona                         | 7:10  |
| 6/22 | Sunday    | Chicago-AL        | 1:10  | 9/24 | Wednesday | Arizona                         | 12:10 |
| 6/23 | Monday    | at Los Angeles-AL | 9:05  | 9/25 | Thursday  | at Detroit                      | 6:08  |
| 6/24 | Tuesday   | at Los Angeles-AL | 9:05  | 9/26 | Friday    | at Detroit                      | 6:08  |
| 6/25 | Wednesday | at Los Angeles-AL | 9:05  | 9/27 | Saturday  | at Detroit                      | 6:08  |
| 6/26 | Thursday  | OFF DAY           |       | 9/28 | Sunday    | at Detroit                      | 12:08 |
| 6/27 | Friday    | at Texas          | 7:05  |      |           |                                 |       |
| 6/28 | Saturday  | at Texas          | 7:05  |      |           |                                 |       |
| 6/29 | Sunday    | at Texas          | 2:05  |      |           |                                 |       |
| 6/30 | Monday    | Kansas City       | 7:10  |      |           |                                 |       |
| 7/1  | Tuesday   | Kansas City       | 7:10  |      |           |                                 |       |
| 7/2  | Wednesday | Kansas City       | 12:10 |      |           |                                 |       |

Schedule and times subject to change

# 2013 TWINS HALL OF FAME INDUCTEES

## Eddie Guardado


**LEFT-HANDED PITCHER, 1993-2003, 2008**

Guardado played 17 years in the major leagues, including 12 seasons with the Twins from 1993-2003 and was traded back to the Twins in 2008. "Every Day Eddie" is the Twins all-time leader in games, appearing in 648 throughout his career, recording at least 60 appearances in eight different seasons.

The two-time All-Star became the club's closer from 2001-03 and helped lead the club to two division titles. He led the American League with 45 saves in 2002, while his 116 career saves as a Twin rank third-most in club history.


His 83 games in 1996 and 45 saves in 2002 both rank second on the Twins all-time single season lists. He is one of just three pitchers in Twins history to record 40-plus saves in consecutive season, having done it in 2002 (45) and 2003 (41). Additionally, he is the Twins all-time leader in innings (579.0) for a reliever, and ranks second among Twins relievers in strikeouts (550) and wins (34).

The Stockton, California native was drafted by the Twins in the 21st round of the 1990 First-Year Player Draft and spent parts of his major league career with Seattle, Cincinnati and Texas. The left-hander was named one of the "50 Greatest Twins" in 2010.



## Tom Mee

**MEDIA RELATIONS/OFFICIAL SCORER/BROADCASTER, 1961-2007**



Mee began his career in 1957 and was witness to the Twins' first baseball game in 1961. Widely regarded as the organization's first employee, Mee had many roles within the organization, including serving as the club's backup radio and television announcer and public address speaker. He was most well-known for his role as Director of Media Relations, a position he held for 30 years.

The St. Paul native received the Robert O. Fischel award for Public Relations excellence in 1988 before retiring in 1991. He was the second ever recipient of the Herb Carneal Lifetime Achievement Award in 2007. Mee, who also served as the Twins official scorer after retirement, dedicated his life to baseball in Minnesota and is vastly responsible for the Twins' rich history. The Tom Mee Library, which is located in the Baseball Communications office at Target Field, is named in his honor.

