

BALTIMORE ORIOLES (43-54) at TAMPA BAY RAYS (52-47)

LHP Trevor Rogers (2-1, 1.53) vs. RHP Ryan Pepiot (6-7, 3.38)

Sunday, July 20, 2025 • 12:10 p.m. ET • George M. Steinbrenner Field • Tampa, FL

TV: MASN2 • Radio: 98 Rock 97.9 FM/HD2 & WBAL NewsRadio 1090 AM/101.5 FM

Game No. 98

Road Game No. 51

O's AT A GLANCE	
Overall	43-54
Home	22-25
Road	21-29
Day	20-23
Night	23-31
Current Streak	14
Last 5 Games	1-4
Last 10 Games	5-5
March	3-2
April	9-16
May	9-18
June	16-11
July	6-7
August	-
September	-
vs. LHSP	12-16
vs. RHSP	31-38
Series Opener	17-15
Series Opener at Home	10-6
Series Opener on Road	7-9
By Series	9-18-4
By Home Series	6-9-1
By Road Series	3-9-3
Rubber Games	5-12
Sweeps/Were Swept	4-4
Scored First	31-17
Opponent Scored First	12-37
1-run games	12-11
Comeback Wins	19-24
Last AB Wins	4-10
Walkoff Wins	0-1
Extra Innings	3-4
Led After 6	36-7
Led After 7	37-7
Led After 8	41-0
Tied After 6	3-5
Tied After 7	4-4
Tied After 8	2-5
Behind After 6	4-42
Behind After 7	2-43
Behind After 8	0-49
vs. AL Teams	32-38
vs. AL East	13-15
vs. AL Central	8-16
vs. AL West	11-7
vs. NL Teams	11-16
vs. NL East	7-8
vs. NL Central	3-6
vs. NL West	1-2
Hit 0 HR	8-27
Hit 1+ HR	35-27
Hit 2+ HR	19-11
Scored 3 or Fewer Runs	10-39
Scored 4 or More Runs	33-15
Allowed 3 or Fewer Runs	32-2
Allowed 4 or More Runs	11-52
More Hits than Opponent	29-9
Fewer Hits than Opponent	13-42
Committed No Errors	31-25
Committed 1 or More Errors	12-29
Starter Goes at least 5 inn	34-27
Starter Goes at least 6 inn	22-9
Starter Goes at least 7 inn	8-3

ORIOLESPRESSBOX.COM

The 2025 Baltimore Orioles Media Guide, as well as the latest game notes, rosters, press releases, and other team information, can be found at [oriolespressbox.com](#).

**BIRDLAND BITES:** Baltimore wraps up its first series out of the All-Star break today with the series finale at Tampa Bay (0-2) before heading to Cleveland (4 to play) to complete the seven-game road trip...The O's have dropped four straight games since July 12, their longest losing streak since a season-high eight-gamer from May 14-20, after winning six of their previous seven from July 4-11.

⚾ The Birds lost last night when leading through seven innings for the seventh time this season and for the fourth time since June 22...The seven such losses are tied for the second most with the Braves and White Sox, trailing the Diamondbacks (8 G).

⚾ Dean Kremer allowed one run over 7.0 innings, lowering his ERA to 2.00 (8 ER/36.0 IP) since June 17...He's completed 7.0 innings in consecutive starts for the second time this season (also 5/2-8)...The only other Orioles to do so this year is **Tomoyuki Sugano** (4/17-23).

⚾ **Ramón Urías** recorded two doubles for the eighth time in his career last night (last: 7/19/23 vs. LAD)...His double in the fifth inning snapped an 0-for-22 stretch.

⚾ **Jordan Westburg** went 3-for-4 with a double and a run scored yesterday, his third three-hit effort in July which is tied for the MLB lead since July 1...For the month, he's slashing .359/.390/.615 (14-for-39) with one double, three homers, 10 runs scored, and seven RBI.

⚾ **Gunnar Henderson** tied a season high with two stolen bases last night (also 4/7 at AZ)...He had not stolen a base since July 1 and had only one attempt (7/13 vs. MIA) since his last successful steal.

**RUN AND GUNN:** In 35 career games opposite Tampa Bay, **Gunnar Henderson** is slashing .338/.392/.633 (47-for-139) with six doubles, four triples, nine home runs, and 17 RBI...In nine games this season, he is 12-for-35 (.343) with two doubles, two triples, one home run, and four RBI.

⚾ In 40 games overall since June 1, Henderson is batting .317/.388/.500 (45-for-142) with 16 extra-base hits (10 2B, 2 3B, 4 HR) after hitting .254/.315/.433 (51-for-201) with 20 extra-base hits (11 2B, 2 3B, 7 HR) across his first 50 games through May.

**UNsung HERO:** In 40 games since May 14, **Ramón Laureano** is slashing .315/.381/.510 (47-for-149) with 11 doubles, six home runs, 28 RBI, and 14 walks...His .315 batting average during that period ranks sixth in the AL (min. 150 PA).

⚾ Laureano's nine doubles since June 23 are tied for the MLB lead along with MIA's Xavier Edwards and MIA's Agustín Ramírez.

**MOUNTAIN TIME:** **Félix Bautista** has made 16 appearances since May 31, going 1-0 with an 0.56 ERA (1 ER/16.0 IP), an .059 (3-for-51) opponent average, a 0.69 WHIP, and a 45.8 percent strikeout rate (27 K/59 BF).

⚾ He has converted each of his last 11 save opportunities since May 26, the third-longest active run in the majors behind PIT's David Bednar and CHC's Daniel Palencia (both 13 G).

**MILESTONE WATCH:** **Cedric Mullins** is one home run shy of 100 for his career...With his next long ball, he would become the third player in team history (since 1954) to hit 100+ home runs and steal 100+ bases (currently at 138 SB), joining **Brady Anderson** (209 HR, 307 SB) and **Paul Blair** (126 HR, 167 SB).

**FIREMEN:** Baltimore relievers own an MLB-best 20.4 percent inherited scored rate (29 IRS/142 IR), ahead of Los Angeles-NL (23.0)...**Keegan Akin** (4.2%, 1 IRS/24 IR) and **Seranthony Domínguez** (5.0%, 1 IRS/20 IR) have the two best inherited runners scored percentage in the majors.

⚾ Both Akin's and Domínguez's marks would set the single season franchise record (since 1954), currently held by **Mark Thurmond** (10.5%, 1988)...Since 1974, only five relievers have finished a full season with an inherited scored rate below 5.0 percent during the year (excluding 2020, 1981, 1995, & 1994): SF's Josh Osich in 2016 (4.7%), HOU's Wilton Lopez in 2010 (3.0%), and AZ's Jorge De La Rosa in 2017 (3.0%).

⚾ As a club, the 20.4 percent mark would be the lowest in franchise history, ahead of 2014 (24.8%).

**TALES FROM THE ROAD:** Baltimore is 13-10 in its last 23 road games after opening the season 8-19...The club has lost back-to-back road games for the first time since June 21-22 and has not dropped three straight on the road since May 19-23 (G2).

⚾ The Birds are averaging 3.62 runs per games on the road, the fourth-lowest mark in the majors ahead of the Pirates (2.84 R/G), Rockies (2.94 R/G), and White Sox (3.37 R/G).

⚾ The Orioles' -65 run differential on the road is the third lowest in MLB this season ahead of the Rockies (-109) and Pirates (-67).

**SLOW OUT OF THE GATE:** Baltimore has permitted 181 runs from innings 1-3, the third-highest mark in the majors ahead of the Athletics (212 R) and Rockies (203 R).

⚾ In the opening frame, the Birds have plated 35 runs, while allowing 65 runs...Despite being outscored by 30 runs in the first inning, the O's have played 48 games (31-17) when scoring first and 49 games (12-37) when the opponent scores first.

O's vs. RAYS		
Current Streak	L2	
2025 Record	4-5	
at Oriole Park at Camden Yards	2-1	
at George M. Steinbrenner Field	2-4	
All-Time <i>(since 1998)</i>	229-245	
at Home	123-113	
on Road	106-132	
2025 Schedule		
Date	Score	Win/Loss/Save
6/16	L, 7-1	Pepiot/Eflin
6/17	W, 5-1	Kremer/Littell
6/18	L, 12-8	Montgomery/Kittredge
6/19	W, 4-1	Morton/Rasmussen/Bautista
6/27	W, 22-8	Sugano/Orze
6/28	L, 11-3	Littell/Eflin
6/29	W, 5-1	Kremer/Bradley
7/18	L, 11-1	Morton/Bradley
7/19	L, 4-3	Uceta/Domínguez/Fairbanks
7/20	12:10 p.m. ET	
9/23	6:35 p.m. ET	
9/24	6:35 p.m. ET	
9/25	1:05 p.m. ET	
Indicates Home		

O's ON THE ROAD	
Record	21-29
Team AVG/OBP/SLG	.228/.297/.360
Fielding Errors	31
Team ERA	4.42 (229 ER/427.1 IP)
Starters ERA	5.00 (140 ER/252.0 IP)
Bullpen ERA	4.62 (90 ER/175.1 IP)
Saves/Opps	11/19
Best Road Trip	.667 (4-2), 2x, last: 6/30-7/6
Worst Road Trip	.167 (1-5), 4/22-27

FAMILIAR FOE	
Highest Career OPS vs. Tampa Bay, MLB History (Min. 140 PA)	
1. Mike Trout.....	1.103
2. Frank Thomas.....	1.028
3. Gunnar Henderson .....	1.025
4. Manny Ramírez .....	1.018
5. José Cruz Jr. ....	1.011

UPCOMING MILESTONES	
Colton Cowser	9 RBI shy of 100
Andrew Kittredge	4 K shy of 300
Cedric Mullins	1 HR shy of 100
Ryan O'Hearn	1 BB shy of 200

THIS DATE IN O'S HISTORY	
July 20, 1983 - Dan Ford returns from the Disabled List and hits three solo home runs as the Orioles beat the Mariners, 4-2, at Kingdome. The win completes a sweep of Seattle and moves Baltimore into a first-place tie with Toronto atop the AL East.	
July 20, 1993 - Ben McDonald fires a one-hitter as the Orioles beat the Royals, 7-0, at Camden Yards. Gary Gaetti's two-out fourth-inning single is the only hit off McDonald.	

UPCOMING SCHEDULE					
DATE	OPPONENT	TIME	ORIOLES STARTER	OPPONENT STARTER	TV
July 21	at Cleveland	6:40 p.m. ET	RHP Tomoyuki Sugano (7-5, 4.44)	RHP Tanner Bibee (5-9, 4.29)	MASN2
July 22	at Cleveland	6:40 p.m. ET	RHP Brandon Young (0-4, 7.52)	LHP Joey Cantillo (1-0, 4.17)	MASN2
July 23	at Cleveland	6:40 p.m. ET	TBA	RHP Slade Cecconi (5-4, 3.84)	MASN2
July 24	at Cleveland	1:10 p.m. ET	TBA	LHP Logan Allen (6-8, 4.06)	MASN
MASN and MASN2 games can also be streamed locally via <a href="#">MASN+</a> ...All games broadcast on the Orioles Radio Network and 98 Rock 97.9 FM/HD2 & WBAL NewsRadio 1090 AM/101.5 FM					

#28 TREVOR ROGERS LHP



2-1, 1.53 ERA

HT: 6-5 WT: 215  
DOB: 11/13/97 Age: 27  
Bats: L Throws: L

PITCH TYPE (2025)	USAGE	AVG. VELOCITY
Fastball .....	40.6% .....	93.5 mph
Changeup .....	23.5% .....	86.5 mph
Sinker .....	18.4% .....	93.3 mph
Slider .....	10.8% .....	81.3 mph
Sweeper.....	6.7% .....	78.9 mph

**QUICK HITS:** Set to make his seventh big league start of the 2025 campaign and his 11<sup>th</sup> as an Oriole...Appointed from Triple-A Norfolk as the Orioles 27<sup>th</sup> man for the doubleheader on May 24 (G2) at Boston and recalled from Norfolk on June 18...Was placed on the 15-day Injured List on March 27 (retroactive to March 24) with right knee subluxations...On May 11, was reinstated from the IL and optioned to Norfolk... Acquired by the Orioles from the Marlins in exchange for INF/OF Connor Norby and OF Kyle Stowers on July 30, 2024...Selected by the Marlins with the No. 13 overall pick in the 2017 First-Year Player Draft out of Carlsbad (NM) High School.

**LAST TIME OUT:** Dealt his first loss of the season on July 12 vs. Miami after allowing one run on a season-low-tying two hits and two walks with a season-high eight strikeouts in 6.2 innings...The sole run scored after he exited the game...Worked his fourth quality start of the year, his most in a single season since 2022 (4 QS)...Threw 99 pitches, 68 strikes.

- 👉 Held Miami batters hitless through four innings before surrendering a leadoff single to Dane Myers in the fifth.
- 👉 Received a losing decision in a quality start for the fourth time in his career (last: 6/15/24 at WSH, 7.0 IP, 2 ER).
- 👉 Among pitchers who have made at least six starts since May 24 (Rogers' season debut), his 1.53 ERA is the third best in the majors behind PHI's Ranger Suárez (1.52) and CHC's Matthew Boyd (1.28).

**WAYS OF SUNSHINE:** Set to make his fourth career start against Tampa Bay, pitching to a 4.40 ERA (7 ER/14.1 IP) with 19 strikeouts through three prior outings...Last faced the club on June 18 at Steinbrenner Field, allowing three runs on five hits and three walks with four strikeouts in 2.1 innings.

- 👉 Holds a career 1-3 record with a 3.04 ERA (19 ER/56.1 IP) with 63 strikeouts against 19 walks across 12 starts against AL East opponents.

**THE ARSENAL:** Through six starts this season, Rogers has featured his four-seam fastball at a 40.6 percent clip, off which opponents are slashing .149/.200/.213 (7-for-47) with one homer and 16 strikeouts...His secondary offering has been a changeup, thrown 23.5 percent of the time, which has induced a .176/.200/.235 (6-for-34) slash line with two doubles and three punchouts.

- 👉 Has not allowed an extra-base hit off any of his three other offerings—his sinker, slider, and sweeper—this season.
- 👉 In his seven starts with Norfolk this season, batters went 11-for-32 (.344) off his four-seamer, thrown 31.8 percent of the time, and 8-for-30 (.267) off his changeup, thrown at a 26.5 percent clip.

**HISTORY MADE:** On June 30 at Texas, Rogers had his first plate appearance as a hitter since September 28, 2021 (G1) in the fourth inning...After **C Chadwick Tromp** exited in the third inning with an injury, starting **DH Gary Sánchez** substituted as catcher, and Rogers entered the batting order in the ninth spot, replacing Tromp...At the plate, Rogers went 0-for-2 with two strikeouts.

- 👉 Became the third MLB starting pitcher (not incl. Shohei Ohtani) to hit since the NL adopted the DH rule in 2022, joining CIN's Reiver Sanmartin (4/19/22) and SEA's Luis Castillo (6/30/24).
- 👉 Rangers starting pitcher Jack Leiter pinch-hit in the 11<sup>th</sup> inning, marking the first game with the DH rule in place where each team had a primary-position pitcher bat since the DH was first instituted in 1973, per [@SlangsOnSports](#).

**DOING SOME CLEAN UP:** Opposing four-hole hitters have gone 5-for-16 (.313) off Rogers, while all other spots in the order have gone a combined 14-for-107 (.131)...This includes an 2-for-33 (.061) mark by seven, eight, and nine hole hitters.

- 👉 Last season, the bottom three spots in the order hit .285 (41-for-144) with five homers off Rogers.

**NEED FOR SPEED:** In his June 23 start vs. Texas, Rogers hit 96.3 mph on his fastball in the first inning on the sixth pitch of the at-bat to Wyatt Langford, marking his fastest pitch since April 2, 2023 (96.6 mph)...His 93.5 mph average velocity on his four seamer is his highest since 2022 (94.6 mph) and has increased by 1.6 mph since 2024 (91.9 mph).

**LIMITING THE LONG BALL:** Since the beginning of the 2021 season, Rogers has allowed 0.82 home runs per nine innings, the 11<sup>th</sup>-lowest mark among all MLB starters during that stretch (min. 400.0 IP).

- 👉 Has allowed one or zero home runs in 36 of his last 37 starts since September 12, 2022 (2 HR, 5/4/24 at OAK).

2025 & CAREER SPLITS

2025						CAREER						
	W-L	ERA	G/S	IP	ER	W-L	ERA	G/S	IP	ER		
Home	1-1	0.61	2/2	14.2	1	7-19	4.50	41/41	200.0	100		
Road	1-0	2.18	4/4	20.2	5	10-16	3.85	49/49	245.2	105		
Day	1-1	0.68	2/2	13.1	1	6-13	3.62	36/36	181.1	73		
Night	1-0	2.05	4/4	22.0	5	11-22	4.49	54/54	264.1	132		
	AVG	AB	H	HR	BB	K	AVG	AB	H	HR	BB	K
vs. Left	.111	18	2	0	3	5	.249	389	97	3	57	120
vs. Right	.162	105	17	1	7	27	.252	1321	333	40	119	330
TOTALS	.154	123	19	1	10	32	.251	1710	430	43	176	450

RUN SUPPORT (as starter in '25)

0 Runs .....	2
1 Run .....	--
2 Runs .....	1
3 Runs .....	1
4 Runs .....	--
5 Runs .....	--
6 Runs .....	1
7 Runs .....	--
8 Runs .....	1
9 Runs .....	--
10+ Runs .....	--
Total .....	19
RS/9 .....	4.84

RUNS ALLOWED BY INNING IN 2025

1 <sup>st</sup> .....	0
2 <sup>nd</sup> .....	0
3 <sup>rd</sup> .....	3
4 <sup>th</sup> .....	0
5 <sup>th</sup> .....	0
6 <sup>th</sup> .....	2
7 <sup>th</sup> .....	1
8 <sup>th</sup> .....	0
9 <sup>th</sup> .....	--
Total .....	6

MISCELLANEOUS 2025 STATS

WHIP .....	0.82
K/9 .....	8.15
BB/9 .....	2.55
QS .....	4
#P/IP .....	15.2
<b>Opponents</b>	
AVG .....	.154
OBP .....	.224
SLG .....	.195
OPS .....	.419

2025 HIGHS

**Innings:** 8.0, 6/23 vs. TEX  
**Hits:** 5, 6/18 at TB  
**Runs:** 3, 6/18 at TB  
**Earned Runs:** 3, 6/18 at TB  
**Strikeouts:** 8, 7/12 vs. MIA  
**Walks:** 3, 2x, last: 6/30 at TEX  
**Home Runs:** 1, 6/30 at TEX  
**Winning Streak:** 2, 6/23-7/6  
**Losing Streak:** --  
**Shortest Start:** 2.1, 6/18 at TB  
**Pitches Thrown:** 101, 6/23 vs. TEX  
**Low-Hit CG:** --

CAREER HIGHS

**Innings:** 8.0, 6/23/25 vs. TEX  
**Hits:** 9, 3x, last: 5/10/24 vs. PHI  
**Runs:** 9, 9/11/20 (G1) vs. PHI  
**Earned Runs:** 8, 2x, last: 5/4/24 at OAK  
**Strikeouts:** 10, 3x, last: 9/21/21 vs. WSH  
**Walks:** 6, 6/14/22 at PHI  
**Home Runs:** 3, 2x, last: 5/20/22 vs. ATL  
**Winning Streak:** 3, 3x, last: 5/7-24/21  
**Losing Streak:** 8, 6/15/21-4/22/22  
**Shortest Start:** 1.0, 9/17/22 at WSH  
**Pitches Thrown:** 107, 7/9/24 at HOU  
**Low-Hit CG:** --

ROGERS vs. TB

PLAYER	AVG	AB	H	HR	RBI
Aranda	.500	2	1	0	0
Caballero	.000	1	0	0	0
Caminero	.500	2	1	0	0
Díaz	.500	4	2	0	0
Jansen	.000	0	0	0	0
Kim	.000	4	0	0	0
Lowe	—	—	—	—	—
Mangum	.500	2	1	0	2
Mead	1.000	1	1	0	0
Morel	.500	2	1	0	1
Simpson	—	—	—	—	—
Thaiss	—	—	—	—	—
Walls	.000	2	0	0	0

PEPIOT vs. BAL

PLAYER	AVG	AB	H	HR	RBI
Cowser	.222	9	2	0	0
Henderson	.364	11	4	1	1
Holliday	.143	7	1	0	0
Jackson	—	—	—	—	—
Laureano	.000	4	0	0	0
Mayo	1.000	1	1	0	2
Mullins	.111	9	1	1	0
O'Hearn	.300	10	3	0	0
O'Neill	.000	2	0	0	0
Stallings	.000	6	0	0	0
Uriás	.143	7	1	0	2
Vázquez	—	—	—	—	—
Westburg	.333	6	2	0	0

ROGERS' 2025 MLB STARTS

DATE	OPP	SCORE	WHEN LEFT	DEC	IP	H	R	ER	BB	K	HR	PIT	STR
5/24 (G2)	at BOS	2-1	0-0	ND	6.1	2	0	0	0	5	0	87	56
6/18	at TB	8-12	8-3	ND	2.1	5	3	3	3	4	0	71	43
6/23	vs. TEX	6-0	6-0	W	8.0	3	0	0	0	4	0	101	72
6/30	at TEX	10-6	3-2	ND	5.1	3	2	2	3	5	1	91	52
7/6	at ATL	2-1	2-0	W	6.2	4	0	0	2	6	0	88	60
7/12	vs. MIA	0-6	0-0	L	6.2	2	1	1	2	8	0	99	68
TOTALS					2-1	35.1	19	6	6	10	32	537	351 (65.4%)

TOMORROW'S STARTER: RHP TOMOYUKI SUGANO (7-5, 4.44)

**LAST TIME OUT:** Earned the win after allowing three runs on four hits and three walks (1 IBB) with two strikeouts on July 10 (G2) vs. New York-NL...The first two batters of the game scored after a single and a double...Threw 99 pitches, 60 strikes.

**vs. CLEVELAND:** Set to make his second career start against Cleveland...Made his fourth MLB start opposite the Guardians on April 17 at Oriole Park, setting a career high with 7.0 innings while allowing two runs on five hits (2 HR) with three strikeouts...Daniel Schneemann and Austin Hedges hit back-to-back homers in the third inning.





PITCHER	LAST OUTING	DEC.	IP	H	R	ER	BB	K	RETIRED/1 <sup>ST</sup> BF	IR/SCORED	SV/OPP	INNINGS-HIGH	STRIKEOUTS-HIGH
Bautista	7/10 (G1) vs. NYM	SV	1.0	0	0	0	0	0	26/34	2/0	18/19	1.0 (31x, last: 7/5 at ATL)	3 (5x, last: 7/8 vs. NYM)
Cano	7/13 vs. MIA	ND	1.0	4	3	3	1	1	24/38	10/3	1/3	1.1 (4/13 vs. TOR)	3 (2x, last: 6/21 at NYY)
Domínguez	7/19 at TB	L, BS	0.1	2	3	2	2	0	27/40	20/1	2/5	1.2 (2x, last: 6/30 at TEX)	3 (4x, last: 6/30 at TEX)
Kittredge	7/13 vs. MIA	ND	1.0	1	0	0	0	0	21/24	4/1	--	2.0 (6/21 at NYY)	2 (5x, last: 6/21 at NYY)
Martin	7/18 at TB	ND	1.0	0	0	0	2	1	1/2	2/0	--	1.1 (7/2 at TEX)	2 (7/2 at TEX)
Selby	7/18 at TB	ND	1.0	1	0	0	0	1	4/6	3/1	--	2.0 (6/16 at TB)	5 (6/16 at TB)
Soto	7/19 at TB	ND	0.2	0	0	0	0	0	29/43	24/7	0/1	1.2 (4/4 at KC)	3 (4x, last: 6/16 at TB)
Wolfram	7/18 at TB	ND	0.2	4	4	4	0	1	2/5	2/2	--	2.0 (7/10 [G1] vs. NYM)	4 (7/10 [G1] vs. NYM)
2025 TOTALS	4.71 ERA	14-18	367.0	355	210	192	163	393	241/340	142/29	23/36	7.0 (Kremer, 6/12 vs. DET)	8 (Kremer, 6/12 vs. DET)

74 • FÉLIX BAUTISTA • RHP

1-1 • 18 SV • 2.41 ERA • 34 G

WHIP: 1.07

K/9: 12.83

BB/9: 5.35

vs. ALL: .130 (15-for-115)

vs. LHB: .136 (8-for-59)

vs. RHB: .125 (7-for-56)

⚾ Tossed 1.0 scoreless inning to earn his 18<sup>th</sup> save on 7/10 (G1) vs. NYM...Marked only his third time in a save situation without recording a strikeout this year...Had recorded multiple strikeouts in seven of his previous eight appearances

⚾ Has converted a save in each of his last 11 opportunities, the third longest active streak in MLB behind PIT's David Bednar and CHC's Daniel Palencia (both 13 G)

⚾ In 16 appearances since 5/31, is 1-0 with nine saves, an 0.56 ERA (1 ER/16.0 IP), an .059 opponent average (3-for-51), and 0.69 WHIP

⚾ His .130 opponent batting average (15-for-115) leads MLB (min. 100 BF)

⚾ Opponents are 4-for-46 (.087) with 25 strikeouts and a 52.4 percent whiff rate against his split-finger

⚾ His 14.8 percent walk rate is tied for the fourth highest among AL relievers

⚾ Five of his nine runs allowed this year came in a four-game stretch from 5/11-21

⚾ Recorded a save in a career-high six straight appearances from 4/19-5/9

⚾ Made his season debut on 3/29 at TOR, marking his first major league game since 8/25/23 vs. COL (582 days)

78 • YENNIER CANO • RHP

1-5 • 1 SV • 4.68 ERA • 38 G

WHIP: 1.44

K/9: 9.92

BB/9: 3.03

vs. ALL: .286 (36-for-126)

vs. LHB: .333 (17-for-51)

vs. RHB: .253 (19-for-75)

⚾ Surrendered three runs on four hits and one walk with one strikeout in 1.0 inning on 7/13 vs. MIA...Snapped a seven-game streak without allowing an earned run

⚾ Is one of 12 MLB relievers with at least five losses this season

⚾ On 7/5 at ATL, secured his first save since 8/3/24 at CLE

⚾ Opponents are batting .326 (14-for-43) against him with no outs and 6-for-17 (.353) with runners in scoring position and two outs

⚾ Has limited opponents to a .232 (13-for-56) clip with a homer and 13 strikeouts against his sinker, while opponents are hitting .438 (14-for-32) with five extra-base hits (3 2B, 2 HR) off his changeup

⚾ Is holding opposing hitters to a .162 average (6-for-37) and .351 OPS when ahead in the count compared to a .484 average (15-for-31) and 1.361 OPS when behind

⚾ Recalled from Triple-A Norfolk on 7/2...Marked his first stint in the minors since 4/13/23

⚾ One through three-hole batters have gone 18-for-55 (.327) while eight and nine-hole hitters are 10-for-30 (.333)...Batters in the four through seven holes are 8-for-51 (.195) off him

56 • SERANTHONY DOMÍNGUEZ • RHP

2-3 • 2 SV • 3.72 ERA • 40 G

WHIP: 1.37

K/9: 11.87

BB/9: 5.59

vs. ALL: .209 (29-for-139)

vs. LHB: .302 (19-for-63)

vs. RHB: .132 (10-for-76)

⚾ Suffered his third loss and blown save of the season on 7/19 at TB, permitting three runs (2 ER) on two hits and two walks in 0.1 inning...Left the game with the bases loaded, with two runs scoring off Gregory Soto...Has allowed seven runs (4 ER) in eight appearances (8.0 IP) since 6/24...Did not yield a run in 12 games (12.2 IP) before this stretch from 5/26-6/22

⚾ His .132 (10-for-76) clip against right-handed batters is the second lowest in the majors (min. 70 BF) behind TEX's Shawn Armstrong (.113)...On 7/6 at ATL, earned the save but allowed a homer to Sean Murphy on an 0-2 pitch, his first surrendered to a righty this season

⚾ His 5.0 inherited runner scored rate (1 IRS, 20 IR) is second lowest in MLB behind teammate Keegan Akin (4.2%)

⚾ His .122 (6-for-49) opponent average with runners in scoring position is sixth lowest in MLB (min. 50 BF)

⚾ The 55.6 percent whiff rate on his sweeper is the fifth best on a single pitch in the majors this year while his split-finger's 52.4 percent whiff rate ranks 16<sup>th</sup> in the majors (min. 100 P)

⚾ His 14.7 percent walk rate is the fifth highest among AL relievers

⚾ Did not allow an earned run in a career-high-tying 15 straight games from 5/26-6/30 (also 4/18 [G1] -5/21/23)

⚾ Has allowed a .310/.429/.552 (18-for-58) slash line to opposing hitters with the bases empty compared to a .136/.247/.160 (11-for-81) with runners on base

39 • ANDREW KITTREDGE • RHP

1-1 • 4.01 ERA • 24 G

WHIP: 1.14

K/9: 8.39

BB/9: 2.19

vs. ALL: .232 (22-for-95)

vs. LHB: .286 (14-for-49)

vs. RHB: .174 (8-for-46)

⚾ Worked 1.0 scoreless inning on 7/13 vs. MIA, allowing one hit

⚾ His 13 appearances since 6/21 are tied for the most in the majors during that time

⚾ Tossed six consecutive perfect outings from 6/30-7/10 (G2)

⚾ Has limited right-handed hitters to a .136 (3-for-22) clip in nine outings since 6/23, though two of his last three hits allowed to righties since 6/21 have been homers

⚾ Has held the opposition to a .190 (12-for-63) average with zero and one outs, compared to .313 (10-for-32) with two outs

⚾ Opponents are 3-for-21 (.143) with zero extra-base hits on his sinker

⚾ Nine of his 12 runs surrendered this season came in an eight-game stretch from 6/14-28...On 6/18 at TB, allowed four runs for the third time in his career (6 R, 5/13/18 at BAL & 4 R, 9/27/18 vs. NYY)...33.3 percent of the runs he has allowed this season (4-of-12) came in the outing

⚾ Has allowed a .154/.195/.333 (6-for-39) slash line when pitching with a lead compared to a .318/.362/.500 (14-for-44) when the team is behind

⚾ Reinstated from the 15-day Injured List on 5/21...Opened the season on the IL after undergoing left knee debridement on 4/7

48 • CORBIN MARTIN • RHP

0-0 • 0.00 ERA • 2 G

WHIP: 1.29

K/9: 11.57

BB/9: 7.71

vs. ALL: .125 (1-for-8)

vs. LHB: .250 (1-for-4)

vs. RHB: .000 (0-for-4)

⚾ Completed 1.0 scoreless inning on two walks and a wild pitch with one strikeout on 7/18 at TB

⚾ Signed to a one-year major league contract on 7/18...Was DFA'd by the O's on 7/13

⚾ Made his Orioles debut on 7/2 at TEX, allowing one hit and striking out two batters in 1.1 innings...Stranded two inherited runners...Had his contract selected from Triple-A Norfolk prior to the game

⚾ Prior to this season, last pitched in the majors on 7/30/22 at ATL with AZ, making the start and suffering the loss after allowing four runs on six hits (3 HR) and one walk with six strikeouts across 4.0 innings pitched

⚾ Is 2-2 with one save and a 5.29 ERA (19 ER/32.1 IP) across 29 Triple-A games (1 GS) this year

⚾ Has not allowed a run over his last eight outings (7.0 IP) with the Tides since 6/8 (G2), allowing two hits and three walks with six strikeouts...10 of his last 11 outings since 5/30 have been scoreless

⚾ Was claimed by the Orioles from MIL on 5/13/24 and outrighted to Triple-A on 6/15...Invited to Spring Training with the O's as a non-roster invitee in 2025

60 • COLIN SELBY • RHP

0-0 • 3.52 ERA • 6 G

WHIP: 1.30

K/9: 12.91

BB/9: 1.17

vs. ALL: .281 (9-for-32)

vs. LHB: .313 (5-for-16)

vs. RHB: .250 (4-for-16)

⚾ Allowed one hit with one strikeout in 1.0 scoreless inning on 7/18 at TB

⚾ Recalled from Triple-A Norfolk between games of the doubleheader on 7/10 vs. NYM, his fifth stint on the big league roster (4/9-14, 4/26, 5/8-11, 6/16)

⚾ Has posted a 2.38 ERA (6 ER/22.2 IP) with 12 walks and 31 strikeouts in 22 appearances with the Tides...Since being optioned on 6/17, has worked six scoreless appearances (6.0 IP) with two hits and three walks while striking out eight...Holding opponents to a .105 AVG and a 0.83 WHIP in those games

⚾ Struck out five batters on 6/16 at TB, the most by a primary O's reliever this season

⚾ In 32 career MLB appearances (5 GS), has limited right-handed hitters to a .230 (20-for-87) clip compared to .318 (21-for-66) against left handers

65 • GREGORY SOTO • LHP

0-2 • 3.67 ERA • 43 G

WHIP: 1.22

K/9: 10.49

BB/9: 3.93

vs. ALL: .214 (27-for-126)

vs. LHB: .148 (8-for-54)

vs. RHB: .264 (19-for-72)

⚾ Made his team-leading 43<sup>rd</sup> appearance on 7/19 at TB...Entered the game with the bases loaded and allowed two of the three runners he inherited to score on an RBI fielder's choice by Jonathan Aranda followed by a throwing error by Ryan O'Hearn...Has allowed three of his last four inherited runners to score after stranding his previous eight inherited runners

⚾ Has retired 67.4 percent (29-of-43) of first batters faced...Has allowed five hits, five walks, and hit four batters in those spots this season

⚾ Completed 1.0 inning in one of his seven appearances this month (1.0 IP, 7/10 [G2] vs. NYM)

⚾ Since 6/4, left-handed hitters are 0-for-19 with 12 strikeouts against him, but has issued two walks and hit three lefties during that time

⚾ Suffered his first blown save of the year after allowing one run on one walk with one strikeout on 6/24 vs. TEX

⚾ Opponents are slashing .130/.284/.204 (7-for-54) over his last 22 appearances since 5/25 after batting .327/.382/.531 (16-for-49) in his 14 prior outings

⚾ His 18 holds are the second most in his career (2023; 24 HLD)

⚾ Has a 47.1 percent whiff rate on his slider, but both of the homers he has allowed this season have come on the offering

86 • GRANT WOLFRAM • LHP

1-0 • 9.53 ERA • 5 G

WHIP: 2.12

K/9: 11.12

BB/9: 4.76

vs. ALL: .346 (9-for-26)

vs. LHB: .364 (4-for-11)

vs. RHB: .333 (5-for-15)

⚾ Charged with four runs on four hits (2 HR) with one strikeout in 0.2 inning on 7/18 at TB...Allowed an inherited runner to score...Gave up a grand slam to Yandy Díaz and a two-out solo homer to Junior Caminero...Is the third Oriole and first primary pitcher to allow a grand slam this season (last: Emmanuel Rivera, 5/23 [G1] at BOS)

⚾ Recalled from Triple-A Norfolk prior to the game on 7/13, marking his fourth stint on the active roster this season (7/10, 6/17, 4/26-27)

⚾ Earned his first major league win after firing 2.0 scoreless innings with one hit and a career-high four strikeouts on 7/10 (G1) vs. NYM...Was appointed as the 27<sup>th</sup> player for the doubleheader earlier in the day

⚾ Made his MLB debut on 4/26 (G2) at DET, pitching 0.1 inning on one hit with one walk...Allowed an inherited runner to score

⚾ Has gone 1-4 with a 3.62 ERA (11 ER/27.1 IP) on eight walks and 29 strikeouts across 24 relief appearances with Norfolk this season...Has 12 straight minor league outings (14.0 IP) without surrendering an earned run since 5/29 (G2)

⚾ Was acquired by the Orioles on 4/7 from the Milwaukee Brewers in exchange for minor league OF Daz Cameron and cash considerations

ORIOLES PUBLIC RELATIONS DEPARTMENT 333 W. CAMDEN ST., BALTIMORE, MD 21201 410-547-6150 ORIOLESPR@ORIOLES.COM @ORIOLESPR

17 • COLTON COWSER • OF (L)	.231 • 8 HR • 18 RBI
Current Streak: 0-4 (since 7/19)	2025 High: 4 G (4x, last: 6/29-7/2)
Last Game: 0-4, K	Road Trip: 2 G, 3-7, BB, K
🐦 Matched a career high with three hits on Friday at TB (6x, last: 6/27 vs. TB)...Three of his six career three-hit games have come against the Rays...Reached base safely 4+ times for the third time in his career (last: 5 TOB, 6/27 vs. TB)	
🐦 Is 9-for-24 (.375) w/RISP since 6/18 after opening the year 0-for-8	
🐦 Has three homers on 0-2 pitches...Joins SD's Manny Machado (4 HR) and DET's Javier Báez/NYM's Francisco Lindor (both 3 HR) as the only major leaguers with at least three homers in an 0-2 count this season...Batting .250 (5-for-20) in 0-2 counts	
🐦 On 7/12 vs. MIA, recorded his first career multi-steal game (2 SB)	
🐦 On 6/30 at TEX, his solo homer had an exit velocity of 113.7 mph, the hardest-hit homer by an Oriole this season...Since the start of 2024, has the three hardest-hit home runs by the Orioles	
🐦 On 6/27 vs. TB, set career highs in runs (4), doubles (3), and times on base (5)	
🐦 On 6/7 at ATH, hit the furthest homer of his career (455 ft.), marking the furthest hit by an Oriole at the time since 8/8/23 vs. HOU (472 ft., Mountcastle)	
🐦 From 3/31-6/1, missed 54 games on the IL due to a left thumb fracture...Team went 20-34 during that time	

2 • GUNNAR HENDERSON • INF (L)	.280 • 11 HR • 32 RBI
Current Streak: 0-3 (since 7/19)	2025 High: 14 G (6/5-20)
Last Game: 0-3, RBI, 2 SB	Road Trip: 2 G, 2-7, 2B, 3B, R, RBI, 2 SB
🐦 Has 17 multi-extra-base hit games since the start of 2024 after doubling and tripling on Friday at TB, tied for the ninth-most such games in the AL in that span	
🐦 Had 90+ hits, 30+ walks, and 10+ SB before the All-Star break for the second straight year...The only other Orioles to do so in consecutive seasons are Brian Roberts (3, 2007-09) and Brady Anderson (2, 1996-97)	
🐦 Slashing .338/.392/.633 (47-for-139) with six doubles, four triples, and nine home runs in 35 career games against the Rays	
🐦 His .360 (9-for-25) batting average with runners in scoring position and two outs ranks fifth in the AL and tied for ninth in MLB (min. 25 AB)	
🐦 Is 14-for-39 (.359) with nine RBI off lefties since 6/7...Opened the year 10-for-72 (.139)	
🐦 On 7/10 (G1) vs. NYM, hit his first career pinch-hit homer...Was the first go-ahead pinch-hit home run in the eighth inning or later by an Oriole since Hyun Soo Kim (9/28/16 at TOR)	
🐦 On 6/30 at TEX, drove in all four of his runs in extra innings, becoming the first Oriole in team history with four RBI in extra innings without hitting a grand slam	
🐦 On 6/27 vs. TB, tallied his fifth career game with at least one triple and one home run (last: 5/9 at LAA, 3B & HR)...Since 2023, his five such games are tied for third most in MLB behind LAD's Shohei Ohtani and CIN's Elly De La Cruz (both 7 G)	
🐦 From 6/5-20, hit safely in a career-high-tying 14 straight games (also 6/6-21/24)	
🐦 On 5/30 vs. CWS, recorded his 400 <sup>th</sup> career hit, becoming the sixth Oriole to do so before turning 24, (Machado, Ripken, Jr., Murray, Powell, & B. Robinson)	

7 • JACKSON HOLLIDAY • INF (L)	.258 • 12 HR • 38 RBI
Current Streak: 1 G (2-5; since 7/19)	2025 High: 10 G (5/14 [G2]-5/24 [G1])
Last Game: 2-5, R	Road Trip: 2 G, 2-9, R, 2 K
🐦 His 90 hits this year were the third most by an Oriole aged 21 or younger prior to the All-Star break, trailing Manny Machado (128 H, 2013) and Eddie Murray (97 H, 1977)	
🐦 Has an .827 OPS in 42 games at OPACY compared to a .615 OPS in 48 road games	
🐦 Ranks among AL second basemen in hits (2 <sup>nd</sup> , 92), triples (T-2 <sup>nd</sup> , 2), total bases (3 <sup>rd</sup> , 146), extra-base hits (3 <sup>rd</sup> , 28), batting average (5 <sup>th</sup> , .258), and steals (5 <sup>th</sup> , 9)	
🐦 Slashing .378/.413/.556 (51-for-135) with 14 XBH (9 2B, 5 HR) from innings 1-3, and .185/.243/.320 (41-for-222) with 14 XBH (5 2B, 2 3B, 7 HR) from the fourth inning on	
🐦 On 7/6 at ATL, had a career-high-tying four hits (also 8/16/24 vs. BOS)...Also had a career-high-tying two extra-base hits (6x, last: 6/23 vs. TEX)	
🐦 From 6/14-30, reached base safely in a career-best 15 straight games	
🐦 On 5/31 vs. CWS, hit his first career leadoff homer...Became the second-youngest Oriole to hit a leadoff home run behind Paul Blair (21y, 075d on 4/17/65 at BOS & 21y, 100d on 5/12/65 vs. CLE)	
🐦 From 5/14 (G2)-5/24 (G1), had a career-best 10 game hitting streak	

70 • ALEX JACKSON • C (R)	.250 • 0 HR • 1 RBI
Current Streak: 0-for-last-5 (since 7/10 [G2])	2025 High: 1 G (7/10 [G2])
7/18 at TB: 0-1 (PH in 8 <sup>th</sup> )	Road Trip: 1 G, 0-1
🐦 On 7/10 (G2) vs. NYM, had a career-high-tying two doubles (also 7/12/24 vs. CLE)...His two runs also matched a career high (9x, last: 8/18/24 vs. AZ)	
🐦 On 7/8 vs. NYM, made his Orioles debut in the 10 <sup>th</sup> inning...Became the sixth different player to appear at catcher this season for the O's, tying the franchise record (1986, 1962, 1960)	
🐦 On 7/6, was acquired from NYY in exchange for international bonus pool space and a player to be named later or cash considerations	
🐦 Hit .226/.308/.463 (37-for-164) with seven doubles, one triple, 10 home runs, 31 runs scored, and 34 RBI in 44 games with Triple-A Scranton/Wilkes-Barre	
🐦 Prior to making his season debut on 7/8 vs. NYM, he last appeared in the majors with TB on 8/30/24 before being designated for assignment on 9/5/24...Signed a minor league contract with CIN on 11/8/24 and traded to NYY on 12/20/24	

12 • RAMÓN LAUREANO • OF (R)	.279 • 11 HR • 36 RBI
Current Streak: 1 G (1-4; since 7/19)	2025 High: 6 G (6/23-30)
Last Game: 1-4, 2 K	Road Trip: 2 G, 1-8, RBI, 2 K
🐦 Is 15-for-41 (.366) with RISP since 5/16...Opened the year 1-for-25 (.040) with RISP	
🐦 Slashing .318/.383/.561 (42-for-132) in 40 night games compared to .218/.281/.414 (19-for-87) in 30 day games	
🐦 His .922 OPS against right-handers is the second highest by a right-handed hitter in the AL (min. 140 PA) behind NYY's Aaron Judge (1.147)	
🐦 His seven outfield assists are tied for fourth in MLB...Since 2018, his 56 outfield assists are third in MLB behind Teoscar Hernandez (69) and Hunter Renfroee (65)	
🐦 On 7/13 vs. MIA, launched his 11 <sup>th</sup> homer of the season and recorded his fifth multi-extra-base hit performance of the year (last: 3 XBH, 6/30 at TEX)	
🐦 From 7/8-11, had 1+ RBI in a season-high four straight games, tied with Jackson Holliday (5/20-24) for the longest such streak by an Oriole this season	
🐦 On 6/30 at TEX, tied career highs in hits (4) and doubles (3)...Marked his fifth four-hit game (last: 5/16/25 vs. WSH) and second three-double effort (6/21/24 at NYY)	
🐦 From 6/23-30, scored 1+ run in six straight games, the longest run by an Oriole since Jackson Holliday (9 G) from 4/23-8/8/24...Scored a career-high four runs on 6/27 vs. TB	
🐦 From 5/21-6/5, missed 14 games on the 10-day Injured List (left ankle sprain)	

16 • COBY MAYO • INF (R)	.195 • 1 HR • 9 RBI
Current Streak: 0-for-last-12 (since 6/30)	2025 High: 4 G (6/27-30)
7/18 at TB: 0-3	Road Trip: 1 G, 0-3
🐦 Is 11-for-46 (.239) with four doubles, one homer, and eight RBI in 16 games since 6/14	
🐦 Is 7-for-30 (.233) off southpaws...Hit .500 (11-for-22) with three doubles, one triple, five home runs and 10 RBI against left-handed pitchers with Triple-A Norfolk	
🐦 On 7/1 at TEX, had his career-high four-game hitting streak snapped after striking out as a pinch-hitter	
🐦 On 6/27 vs. TB, hit his first major league home run in the eighth inning and set a career high with four RBI...Had driven in four total runs in his career entering 6/27	

31 • CEDRIC MULLINS • OF (L)	.218 • 13 HR • 42 RBI
Current Streak: 1 G (1-1; since 7/19)	2025 High: 6 G (4/18-24)
Last Game: 1-1, RBI (PH in 9 <sup>th</sup> )	Road Trip: 2 G, 1-5, RBI, 3 K
🐦 Notched a pinch-hit RBI single in the ninth inning yesterday at TB to make it a one-run game...Improved to .333 (11-for-33) as a pinch hitter in his career and marked his first pinch hit since 8/30/24 at COL	
🐦 Is one home run shy of 100 for his career...With his next home run, he would become the third Oriole to reach 100 career homers and 100 stolen bases, joining Brady Anderson (209 HR, 307 SB) and Paul Blair (126 HR, 167 SB)	
🐦 Owns an .839 OPS vs. LHP, the fourth-highest mark by any left-handed hitter in the AL (min. 75 PA)...Has three homers off lefties this year after having one last season	
🐦 His 4.24 pitches/PA are third in the AL (LAA's Trout & HOU's Paredes: 4.41)	
🐦 Owns a career-high 10.1 percent walk rate...Has never had a walk rate above 9.5 percent (2023) in his career	
🐦 From 7/8-11, stole a base in three straight games (w/1+ PA) for the third time in his career (4 G, 8/26-30 & 3 G, 4/13-15/23)	
🐦 On 7/5 at ATL, reached base three times (2B, 2 BB) for the first time since 4/28 vs. NYY	
🐦 Reinstated from the 10-day Injured List (right hamstring strain) on 6/10...Was placed on the 10-day IL on 5/30, retroactive to 5/29	

32 • RYAN O'HEARN • INF/OF (L)	.282 • 11 HR • 35 RBI
Current Streak: 1 G (1-4; since 7/19)	2025 High: 10 G (5/21-31)
Last Game: 1-4, RBI, 2 K	Road Trip: 2 G, 1-7, RBI, BB, 3 K
🐦 Made the start at DH in his first career All-Star Game on Tuesday and went 0-for-2...Became the second O's designated hitter in franchise history to be voted an All-Star starter, joining Nelson Cruz (2014)	
🐦 Has drawn 1+ walk in 12 of his last 20 games since 6/22...His 15 walks during that period are tied for seventh most in the majors	
🐦 His five OAA lead the Orioles...Has recorded six OAA at first base, second most among AL first basemen behind CLE's Carlos Santana (8)	
🐦 Hitting .315 (46-for-146) with six doubles and seven home runs off fastballs	
🐦 Is 18-for-36 (.500) with five doubles and four homers on the first pitch of an at-bat	
🐦 Is 1-for-21 (.048) vs. left-handed pitchers since 6/1...Began the year 10-for-29 (.345)	
🐦 Since 2019, ranks among all qualified MLB PHs in OPS (2 <sup>nd</sup> , .885), SLG (2 <sup>nd</sup> , .500), OBP (3 <sup>rd</sup> , .385), and hits (4 <sup>th</sup> , 30)	
🐦 From 7/5-10 (G2), drew 1+ walk in a career-high five straight games, tied with Cedric Mullins (4/12-17) for the longest run by an Oriole this year	
🐦 On 6/25 vs. TEX, capped off back-to-back-to-back homers (7 <sup>th</sup> inn.), the O's first time accomplishing the feat since 8/6/17 vs. DET (Schoop, Davis, Mancini)	
🐦 From 5/21-31, hit safely in a career-best 10 straight games...From 5/14 (G2)-6/3, reached base safely in a career-high 19 straight games	

9 • TYLER O'NEILL • OF (R)	.179 • 3 HR • 11 RBI
Current Streak: 1 G (1-4; since 7/19)	2025 High: 2 G (2x, last: 4/4-5)
Last Game: 1-4, 2B, R	Road Trip: 1 G, 1-4, 2B, R
🐦 In seven games since returning from the IL on 7/4, is 4-for-26 (.154) with one double and one home run	
🐦 Has registered five outfield assists in 31 games this season after totaling four in 2024	
🐦 Eight of his 19 hits this season have gone for extra bases (4 2B, 1 3B, 3 HR)...Four of his eight extra-base hits (2 2B, 3B, HR) have come off fastballs	
🐦 On 7/5 at ATL, snapped a 12-game homerless stretch, his first homer since 4/13 vs. TOR	
🐦 On 7/4, was reinstated from the 10-day Injured List (left shoulder impingement)...Placed on the IL on 5/16...Marked his second stint on the IL this season (also 4/24-5/8, neck inflammation)	
🐦 On 3/27 at TOR, homered for a sixth consecutive Opening Day, an MLB record...Reached base safely a career-high five times, becoming the first player to reach base safely five times in his first game with the club in team history (since 1954)	

25 • JACOB STALLINGS • C (R)	.136 • 0 HR • 8 RBI
Current Streak: 0-for-last-12 (since 7/10 [G1])	2025 High: 4 G (4/20 [G2]-25)
Last Game: 0-3, K	Road Trip: 2 G, 0-5, 2 K
🐦 Is six hits shy of 400 for his career	
🐦 On 7/5 at ATL, delivered a two-run double in the 10 <sup>th</sup> inning for his first hit and RBI with the O's...Entered in the fifth inning after Gary Sánchez left due to injury	
🐦 On 7/1 at TEX, made his Orioles debut as a pinch hitter...Had his contract selected from Triple-A Norfolk earlier that day...Signed to a minors deal on 6/24	
🐦 On 6/6, was released by COL after going 12-for-84 (.143) with three doubles, six RBI, and four runs scored in 29 games	

29 • RAMÓN URÍAS • INF (R)	.246 • 6 HR • 29 RBI
Current Streak: 1 G (2-4; since 7/1)	2025 High: 11 G (5/17-28)
Last Game: 2-4, 2 2B, K	Road Trip: 1 G, 2-4, 2 2B, K
🐦 Snapped an 0-for-22 skid at the plate yesterday at TB with a double in the fifth inning...Registered his first multi-double game since 7/19/23 vs. LAD and the eighth such effort of his career	
🐦 Owned a 9.8 percent walk rate through his first 40 games but has walked twice in 27 games since 6/8, recording a 2.1 percent walk rate (2 BB/95 PA) in that span	
🐦 Is 2-for-7 (.286) with two RBI as a pinch-hitter this year...His career .378 (14-for-37) average as a pinch-hitter is fourth highest among all active MLB players (min. 30 AB) behind MIN's Ryan Jeffers (.400, 12-for-30) and SD's Jose Iglesias and TOR's Ernie Clement (.382, 13-for-34)	
🐦 From 5/17-28, hit safely in a career-best 11 straight games	
🐦 On 5/14, was reinstated from the 10-day Injured List (right hamstring strain)...Was placed on the IL on 5/3 (retro to 5/1)	

52 • LUIS VÁZQUEZ • INF (R)	.077 • 0 HR • 1 RBI
Current Streak: 0-4 (since 7/10 [G1])	2025 High: 1 G (6/30)
7/18 at TB: 0-0 (Def. in 8 <sup>th</sup> )	Road Trip: 1 G, 0-0
🐦 On 7/1 at TEX, made his third pitching appearance of the year, the most by a primary Orioles position player in a season since 2019 (Wilkerson, 4 G)...Has thrown 3.1 scoreless frames this year	
🐦 On 6/30 at TEX, recorded his first hit, RBI, and run scored as an Oriole	
🐦 On 6/28 vs. TB, became the first Orioles position player to pitch 2.0+ innings since Stevie Wilkerson on 7/20/19 vs. BOS (2.0 IP)	
🐦 On 6/14 vs. LAA, made his Orioles debut as a pinch-runner...Had his contract selected from Triple-A Norfolk on 6/10...Acquired by the O's from the Cubs on 1/31	

11 • JORDAN WESTBURG • INF (R)	.257 • 10 HR • 21 RBI
Current Streak: 1 G (3-4; since 7/19)	2025 High: 7 G (6/27/11)
Last Game: 3-4, 2B, R	Road Trip: 2 G, 3-8, 2B, R, K
🐦 Tallied his sixth 3+ hit performance of the year yesterday at TB...In 23 games since returning from the Injured List, is batting .301 (25-for-83) with four doubles, six home runs, 15 RBI, and a .922 OPS	
🐦 Slashing .304/.368/.594 (21-for-69) in 18 day games compared to .226/.268/.396 (24-for-106) in 28 night games	
🐦 Has a team-best six homers this season with two outs ahead of Ryan O'Hearn (4 HR)	
🐦 Is 28-for-85 (.329) with a 1.063 in 21 O's wins, compared to 17-for-90 (.189) with a .517 OPS in 25 Baltimore losses	
🐦 From 6/27-7/12, hit safely in a season-high seven straight games	



ADDITIONAL HITTER INFO																					
	vs. LHP	vs. RHP	MULTI-HIT GAMES					MULTI-RBI GAMES						LAST HR (DATE/PITCHER)		MULTI-HR GAMES					
			2	3	4	5	TOTAL	2	3	4	5	6+	TOTAL			2025	CAREER	LAST (HRS)			
Colton Cowser	.167	.252	3	2	-	-	5	2	2	-	-	-	4	7/5/25 at ATL (Dodd)	-	2	9/20/24 vs. DET (2)				
Gunnar Henderson	.216	.310	24	4	1	-	29	6	-	1	-	-	7	7/10/25 (G1) vs. NYM (Stanek)	-	2	6/21/24 at HOU (2)				
Jackson Holliday	.244	.262	13	8	1	-	22	5	1	2	-	-	8	7/8/25 vs. NYM (Carrillo)	1	1	5/4/25 vs. KC (2)				
Alex Jackson	1.000	.143	1	-	-	-	1	-	-	-	-	-	-	7/27/24 vs. CIN (Abbott)	-	-					
Ramón Laureano	.243	.297	10	3	2	-	15	5	3	-	-	-	8	7/13/25 vs. MIA (Faucher)	1	5	4/19/25 vs. CIN (2)				
Coby Mayo	.233	.173	3	-	-	-	3	-	-	1	-	-	1	6/27/25 vs. TB (Caballero)	-	-					
Cedric Mullins	.278	.197	13	1	-	-	14	5	2	2	1	-	10	7/4/25 at ATL (Strider)	1	6	3/27/25 at TOR (2)				
Ryan O'Hearn	.220	.296	15	4	1	-	20	5	3	-	-	-	8	6/24/25 vs. TEX (Martin)	-	2	8/25/19 at CLE (2)				
Tyler O'Neill	.103	.208	1	1	1	-	3	1	1	-	-	-	2	7/5/25 at ATL (Bummer)	-	12	9/9/24 vs. BAL (2)				
Jacob Stallings	.057	.087	1	-	-	-	1	2	1	-	-	-	3	9/15/24 vs. CHC (Hendricks)	-	-					
Ramón Urías	.259	.241	12	3	-	-	15	4	1	-	-	-	5	6/24/25 vs. TEX (Martin)	-	1	7/15/22 at TB (2)				
Luis Vázquez	.111	.000	-	-	-	-	-	-	-	-	-	-	-	-	-	-					
Jordan Westburg	.250	.260	5	5	1	-	11	4	2	-	-	-	6	7/10/25 (G2) vs. NYM (Waddell)	1	1	3/29/25 at TOR (2)				

O's HITTERS															CAREER vs. TAMPA BAY RAYS														
2025 vs. TAMPA BAY RAYS																													
PLAYER	G	AB	R	H	2B	3B	HR	RBI	BB	IBB	SO	AVG	OBP	SLG	G	AB	R	H	2B	3B	HR	RBI	BB	IBB	SO	AVG	OBP	SLG	
Colton Cowser	9	32	7	11	4	0	3	10	3	0	8	.344	.432	.750	26	88	14	22	5	1	4	13	7	1	27	.250	.316	.466	
Gunnar Henderson	9	35	6	12	2	2	1	5	2	1	3	.343	.385	.600	35	139	28	47	6	4	9	18	12	2	33	.338	.392	.633	
Jackson Holliday	9	42	3	9	0	0	0	1	2	2	0	.11	.214	.250	.286	15	62	5	11	0	0	2	4	4	0	18	.177	.224	.274
Alex Jackson	1	1	0	0	0	0	0	0	0	0	0	.000	.000	.000	4	6	0	2	1	0	0	0	0	0	2	.333	.429	.500	
Ramón Laureano	8	28	9	10	2	0	2	10	5	0	7	.357	.455	.643	37	137	16	30	8	0	4	20	8	0	48	.219	.282	.365	
Coby Mayo	5	16	3	4	1	0	1	5	0	0	4	.250	.250	.500	8	20	3	4	1	0	1	5	1	0	8	.200	.238	.400	
Cedric Mullins	9	30	3	4	1	0	1	6	2	0	11	.133	.182	.267	81	273	30	54	4	1	10	22	19	1	79	.198	.258	.330	
Ryan O'Hearn	9	30	4	4	1	0	0	2	5	0	5	.133	.257	.167	45	146	17	33	7	1	6	18	9	0	35	.226	.268	.411	
Tyler O'Neill	1	4	1	1	1	0	0	0	0	0	0	.250	.250	.500	14	53	4	8	1	0	2	6	3	1	19	.151	.211	.283	
Jacob Stallings	3	9	0	0	0	0	0	0	0	0	3	.000	.000	.000	10	31	0	6	3	0	0	4	2	0	10	.194	.242	.290	
Ramón Urías	7	22	3	6	4	0	0	3	1	0	8	.273	.320	.455	54	171	22	42	11	0	6	19	9	0	40	.246	.294	.415	
Luis Vázquez	2	0	0	0	0	0	0	0	0	0	0	-	-	-	2	0	0	0	0	0	0	0	0	0	0	-	-	-	
Jordan Westburg	7	24	4	8	3	0	0	0	1	0	9	.333	.360	.458	19	61	9	18	4	2	2	5	1	0	21	.295	.306	.525	

O's PITCHERS															2025 vs. TAMPA BAY RAYS															CAREER vs. TAMPA BAY RAYS														
PLAYER	W	L	SV	G	GS	INN	H	R	ER	HR	BB	K	ERA	AVG	W	L	SV	G	GS	INN	H	R	ER	HR	BB	K	ERA	AVG																
Félix Bautista	0	0	1	3	0	3.0	1	1	1	1	1	6	3.00	.100	2	0	6	16	0	18.2	5	1	1	1	4	31	0.48	.085																
Yennier Cano	0	0	0	1	0	0.2	4	4	4	1	1	0	54.00	.667	0	0	1	16	0	16.0	12	7	6	2	6	16	3.38	.211																
Seranthony Domínguez	0	1	0	4	0	3.2	5	3	2	0	3	2	4.91	.357	0	1	2	7	0	7.0	6	3	2	0	4	6	2.57	.231																
Andrew Kittredge	0	1	0	2	0	2.0	7	6	6	0	1	3	27.00	.538	0	1	0	4	0	3.2	8	6	6	0	1	4	14.73	.421																
Dean Kremer	2	0	0	3	3	19.0	10	2	2	0	6	16	0.95	.161	4	1	0	10	10	54.0	39	11	11	4	21	48	1.83	.205																
Corbin Martin	0	0	0	1	0	1.0	0	0	0	0	2	1	0.00	.000	0	0	0	1	0	1.0	0	0	0	0	2	1	0.00	.000																
Charlie Morton	1	1	0	2	2	11.1	14	8	8	2	3	11	6.35	.318	5	4	0	10	10	60.1	49	26	24	5	22	70	3.58	.223																
Trevor Rogers	0	0	0	1	1	2.1	5	3	3	0	3	4	11.57	.417	0	0	0	3	3	14.1	14	7	7	3	5	19	4.40	.250																
Colin Selby	0	0	0	2	0	3.0	3	0	0	0	0	6	0.00	.250	0	0	0	2	0	3.0	3	0	0	0	0	6	0.00	.250																
Gregory Soto	0	0	0	5	0	3.2	1	0	0	0	3	6	0.00	.083	0	1	1	13	0	11.0	10	12	10	0	11	13	8.18	.227																
Tomoyuki Sugano	1	0	0	1	1	5.0	9	7	7	3	1	2	12.60	.375	1	0	0	1	1	5.0	9	7	7	3	1	2	12.60	.375																
Grant Wolfram	0	0	0	1	0	0.2	4	4	4	2	0	1	54.00	.667	0	0	0	1	0	0.2	4	4	4	2	0	1	54.00	.667																
Brandon Young																																												

RECENT TRANSACTIONS	
7/18	Signed <b>RHP Corbin Martin</b> to a one-year major league contract for the 2025 season.
7/17	<b>RHP Corbin Martin</b> elected free agency in lieu of accepting an outright assignment to Triple-A Norfolk.
7/16	Claimed <b>RHP Elvin Rodríguez</b> ² off waivers from the Milwaukee Brewers and optioned him to Triple-A Norfolk.
7/14	<b>C David Bañuelos</b> cleared outright waivers and accepted an assignment to Triple-A Norfolk.
7/13	Recalled <b>C David Bañuelos</b> from Triple-A Norfolk...Placed <b>RHP Scott Blewett</b> (right elbow discomfort) on the 15-day Injured List.
7/11	Recalled <b>LHP Grant Wolfram</b> from Triple-A Norfolk...Designated <b>RHP Corbin Martin</b> for assignment
7/10	Acquired a Competitive Balance Round A pick (No. 37) in the 2025 First-Year Player Draft from the Tampa Bay Rays in exchange for <b>RHP Bryan Baker</b> ...Appointed <b>LHP Grant Wolfram</b> from Triple-A Norfolk as the 27 <sup>th</sup> man for the doubleheader...Selected the contract of <b>C David Bañuelos</b> from Triple-A Norfolk...Recalled <b>RHP Colin Selby</b> from Triple-A Norfolk (between DH games)...Optioned <b>C David Bañuelos</b> ¹ to Triple-A Norfolk (between DH games)...Returned <b>LHP Grant Wolfram</b> to Triple-A Norfolk (postgame G2).
7/6	Selected the contract of <b>C Alex Jackson</b> from Triple-A Norfolk...Placed <b>C Gary Sánchez</b> (right knee sprain) on the 10-day Injured List...Transferred <b>INF Jorge Mateo</b> (left hamstring strain) to the 60-day Injured List.
7/4	Reinstated <b>OF Tyler O'Neill</b> (left shoulder impingement) from the 10-day Injured List... <b>RHP Matt Bowman</b> cleared outright waivers and accepted an assignment to Triple-A Norfolk.
7/2	Recalled <b>RHP Yennier Cano</b> from Triple-A Norfolk...Selected the contract of <b>RHP Corbin Martin</b> from Triple-A Norfolk...Placed <b>LHP Keegan Akin</b> (left shoulder inflammation) on the 15-day Injured List, retroactive to 7/1...Designated <b>RHP Matt Bowman</b> for assignment...Optioned <b>OF Dylan Carlson</b> ⁴ to Triple-A Norfolk (postgame).
7/1	Recalled <b>OF Dylan Carlson</b> from Triple-A Norfolk...Selected the contract of <b>C Jacob Stallings</b> from Triple-A Norfolk...Placed <b>C Chadwick Tromp</b> (lower back strain) on the 10-day Injured List...Designated <b>INF Emmanuel Rivera</b> for assignment... <b>RHP Kyle Tyler</b> elected free agency in lieu of accepting an outright assignment to Triple-A Norfolk...Transferred the rehab assignment of <b>OF Tyler O'Neill</b> (left shoulder impingement) to Triple-A Norfolk.
6/30	Recalled <b>RHP Brandon Young</b> from Triple-A Norfolk...Placed <b>RHP Zach Eflin</b> (low back discomfort) on the 15-day Injured List, retroactive to 6/29.
6/29	Selected the contract of <b>RHP Matt Bowman</b> from Triple-A Norfolk...Optioned <b>RHP Kade Strowd</b> ³ to Triple-A Norfolk...Reinstated <b>RHP Luis F. Castillo</b> from the minor league 7-day Injured List and designated him for assignment.
6/28	Selected the contract of <b>INF Emmanuel Rivera</b> from Triple-A Norfolk...Optioned <b>OF Dylan Carlson</b> ³ to Triple-A Norfolk...Designated <b>RHP Kyle Tyler</b> for assignment.
6/27	Recalled <b>RHP Kade Strowd</b> from Triple-A Norfolk.
6/26	<b>LHP Cade Povich</b> (left hip inflammation) began a rehab assignment with Triple-A Norfolk...Optioned <b>RHP Brandon Young</b> ⁶ to Triple-A Norfolk.
6/25	Recalled <b>RHP Brandon Young</b> from Triple-A Norfolk.
6/24	Transferred the rehab assignment of <b>OF Tyler O'Neill</b> (left shoulder impingement) to Double-A Chesapeake...Optioned <b>RHP Yaramil Hiraldo</b> ⁷ to Triple-A Norfolk (postgame).

EUTAW STREET HOME RUNS			
DATE	PLAYER (Team)	OPP. (Pitcher)	DISTANCE
6/28	Jonathan Aranda (TB)	BAL (Eflin)	467 ft.
4/29	Trent Grisham (NYY)	BAL (Gibson)	399 ft.
4/19	Jake Fraley (CIN)	BAL (Young)	421 ft.
2025 totals - 3 (0 by Orioles, 3 by opponents)			
*Total since 1992 - 134 (64 by Orioles, 70 by opponents)			

O's CHALLENGES			
TEAM	TOTAL	WON	LOST
Orioles	33	14	19
Opponents	20	12	8
Last by O's: 7/19 at TB (T8)		Batter/Runner: Westburg	
Last by Opp.: 7/4 at ATL (B5)		Force Play (1B)	
		Out/Overturned	
		Out/Stand	

RECORD BY POSITION									
PLAYER	C	1B	2B	3B	SS	LF	CF	RF	DH
Dylan Carlson	-	-	-	-	-	11-10	2-1	3-4	-
Colton Cowser	-	-	-	-	-	13-14	6-5	-	-
Maverick Handley	7-7	-	-	-	-	-	-	-	-
Gunnar Henderson	-	-	-	-	36-45	-	-	-	2-4
Jackson Holliday	-	-	34-46	-	4-1	-	-	-	2-1
Alex Jackson	1-1	-	-	-	-	-	-	-	-
Heston Kjerstad	-	-	-	-	-	10-15	-	10-10	1-0
Ramón Laureano	-	-	-	-	-	7-13	0-1	17-16	2-3
Jorge Mateo	-	-	1-4	-	0-8	1-0	4-2	-	-
Coby Mayo	-	10-6	-	0-2	-	-	-	-	3-2
Ryan Mountcastle	-	15-28	-	-	-	-	-	-	1-3
Cedric Mullins	-	-	-	-	-	-	31-45	-	1-1
Ryan O'Hearn	-	17-17	-	-	-	0-2	-	4-9	13-17
Tyler O'Neill	-	-	-	-	-	1-0	-	9-15	1-3
Emmanuel Rivera	-	1-3	-	7-7	-	-	-	-	1-0
Adley Rutschman	22-27	-	-	-	-	-	-	-	6-8
Jacob Stallings	3-5	-	-	-	-	-	-	-	-
Gary Sánchez	8-11	-	-	-	-	-	-	-	3-4
Chadwick Tromp	2-3	-	-	-	-	-	-	-	-
Ramón Urías	-	-	1-0	28-31	-	-	-	-	1-1
Luis Vázquez	-	-	-	-	3-0	-	-	-	-
Jordan Westburg	-	-	7-4	8-14	-	-	-	-	6-7

2025 BY THE NUMBERS			
	HOME	AWAY	TOTAL
Overall	22-25	21-29	43-54
MONTH	HOME	AWAY	TOTAL
March (5)	1-0	2-2	3-2
April (25)	6-7	3-9	9-16
May (27)	4-10	5-8	9-18
June (27)	8-5	8-6	16-11
July (25)	3-3	3-4	6-7
August (28)	-	-	-
September (25)	-	-	-
TOTAL (162)	22-25	21-29	43-54
DAY OF WEEK	HOME	AWAY	TOTAL
Monday (14)	4-0	2-2	6-2
Tuesday (23)	0-6	2-5	2-11
Wednesday (25)	3-5	2-5	5-10
Thursday (18)	3-3	4-1	7-4
Friday (26)	3-2	3-5	8-7
Saturday (28)	4-4	5-6	9-10
Sunday (27)	3-5	3-5	6-10
TOTAL (162)	22-25	21-29	43-54
VS. AL EAST	HOME	AWAY	TOTAL
Boston Red Sox (13)	1-2	2-2	3-4
New York Yankees (13)	2-1	1-2	3-3
Tampa Bay Rays (13)	2-1	2-4	4-5
Toronto Blue Jays (13)	1-1	2-2	3-3
TOTAL (52)	6-5	7-10	13-15
VS. AL CENTRAL	HOME	AWAY	TOTAL
Chicago White Sox (7)	3-0	-	3-0
Cleveland Guardians (7)	2-1	-	2-1
Detroit Tigers (6)	1-2	0-3	1-5
Kansas City Royals (6)	1-2	1-2	2-4
Minnesota Twins (6)	0-3	0-3	0-6
TOTAL (32)	7-8	1-8	8-16
VS. AL WEST	HOME	AWAY	TOTAL
Houston Astros (7)	-	-	-
Los Angeles Angels (6)	3-0	2-1	5-1
Oakland Athletics (6)	-	1-2	1-2
Seattle Mariners (6)	-	3-0	3-0
Texas Rangers (7)	1-2	1-2	2-4
TOTAL (32)	4-2	7-5	11-7
VS. NL EAST	HOME	AWAY	TOTAL
Atlanta Braves (3)	-	3-0	3-0
Miami Marlins (3)	1-2	-	1-2
New York Mets (3)	2-1	-	2-1
Philadelphia Phillies (3)	-	-	-
Washington Nationals (4)	0-3	1-2	1-5
TOTAL (16)	3-6	4-2	7-8
VS. NL CENTRAL	HOME	AWAY	TOTAL
Chicago Cubs (3)	-	-	-
Cincinnati Reds (3)	1-2	-	1-2
Milwaukee Brewers (3)	-	1-2	1-2
Pittsburgh Pirates (3)	-	-	-
St. Louis Cardinals (3)	1-2	-	1-2
TOTAL (15)	2-4	1-2	3-6
VS. NL WEST	HOME	AWAY	TOTAL
Arizona Diamondbacks (3)	-	1-2	1-2
Colorado Rockies (3)	-	-	-
Los Angeles Dodgers (3)	-	-	-
San Diego Padres (3)	-	-	-
San Francisco Giants (3)	-	-	-
TOTAL (15)	-	1-2	1-2

BALTIMORE ORIOLES - WALK-OFF AND MISC. HOME RUNS

Baltimore Orioles Walk-off Wins							
Date	Score	Batter/Runner	Action	RBI	Pitcher	INN	OUTS
-	-	-	-	-	-	-	-

Opponent Walk-off Wins							
Date	Score	Batter/Runner	Action	RBI	Pitcher	INN	OUTS
5/24 (G1)	BAL 5 @ BOS 6	Rafael Devers	1B	1	Gregory Soto	10	1

Baltimore Orioles Back-to-Back Home Runs					
Date	Score	Batters	Pitcher	INN	OUTS
6/24	TEX 6 @ BAL 5 (10)	Gary Sánchez/Ramón Urías/Ryan O’Hearn	Chris Martin	7	0
6/14	LAA 5 @ BAL 6	Cedric Mullins/Gary Sánchez	Tyler Anderson	6	0
6/5	BAL 4 @ SEA 3	Adley Rutschman/Gunnar Henderson	Bryan Woo	6	0
5/14 (G2)	MIN 8 @ BAL 6	Cedric Mullins/Heston Kjerstad	Simeon Woods Richardson 3	2	2
4/19	CIN 5 @ BAL 9	Ramón Laureano/Jordan Westburg	Carson Spiers	7	2
4/19	CIN 5 @ BAL 9	Cedric Mullins/Gunnar Henderson	Hunter Greene	1	0
3/27	BAL 12 @ TOR 2	Adley Rutschman/Jordan Westburg	Yariel Rodríguez	8	1

Opponent Back-to-Back Home Runs					
Date	Score	Batters	Pitcher	INN	OUTS
5/18	WSH 10 @ BAL 4	Dylan Crews/CJ Abrams	Zach Eflin	2	1
5/15	MIN 4 @ BAL 0	DaShawn Keirsey Jr./Byron Buxton	Tomoyuki Sugano	3	1
5/4	KC 11 @ BAL 6	Bobby Witt Jr./Vinnie Pasquantino	Yennier Cano	7	1
4/29	NYY 15 @ BAL 3	Trent Grisham/Aaron Judge/Ben Rice	Kyle Gibson	1	0
4/17	CLE 2 @ BAL 6	Daniel Schneemann/Austin Hedges	Tomoyuki Sugano	3	0
4/9	BAL 0 @ AZ 9	Pavin Smith/Josh Naylor	Dean Kremer	5	1

Baltimore Orioles Grand Slams					
Date	Score	Batter	Pitcher	INN	OUTS
6/15	LAA 2 @ BAL 11	Gary Sánchez	Connor Brogdon	7	2
5/14	MIN 8 @ BAL 6	Cedric Mullins	Simeon Woods Richardson	3	2
4/16	CLE 1 @ BAL 9	Jackson Holliday	Gavin Williams	2	1

Opponent Grand Slams					
Date	Score	Batter	Pitcher	INN	OUTS
7/18	BAL 1 @ TB 11	Yandy Diaz	Grant Wolfram	6	1
5/23	BAL 5 @ BOS 19	Rafael Devers	Emmanuel Rivera	8	2
4/20	CIN 24 @ BAL 2	Noelvi Marte	Jorge Mateo	8	2

Baltimore Orioles Inside-the-Park Home Runs						
Date	Score	Batter	RBI	Pitcher	INN	OUTS
-	-	-	-	-	-	-

Opponent Inside-the-Park Home Runs						
Date	Score	Batter	RBI	Pitcher	INN	OUTS
-	-	-	-	-	-	-

Baltimore Orioles Pinch-Hit Home Runs						
Date	Score	Batter	RBI	Pitcher	INN	OUTS
7/10 (G1)	NYM 1 @ BAL 3	Gunnar Henderson	2	Ryne Stanek	8	0
5/10	BAL 2 @ LAA 5	Ramón Laureano	1	Brock Burke	9	0

Opponent Pinch-Hit Home Runs						
Date	Score	Batter	RBI	Pitcher	INN	OUTS
6/18	BAL 8 @ TB 12	Brandon Lowe	2	Yennier Cano	5	2
5/11	BAL 7 @ LAA 3	Matthew Lugo	1	Félix Bautista	9	2
5/7	BAL 2 @ MIN 5	Harrison Bader	2	Keegan Akin	7	1

Baltimore Orioles Leadoff Home Runs				
Date	Score	Batter	Pitcher	
5/31	CWS 2 @ BAL 4	Jackson Holliday	Davis Martin	
4/19	CIN 5 @ BAL 9	Cedric Mullins	Hunter Greene	
4/3	BOS 8 @ BAL 4	Cedric Mullins	Tanner Houck	
3/29	BAL 9 @ TOR 5	Colton Cowser	Max Scherzer	

Opponent Leadoff Home Runs			
Date	Score	Batter	Pitcher
6/16	BAL 1 @ TB 7	Josh Lowe	Zach Eflin
5/24 (G1)	BAL 5 @ BOS 6	Jarren Duran	Zach Eflin
5/18	WSH 10 @ BAL 4	CJ Abrams	Zach Eflin
4/29	NYY 15 @ BAL 3	Trent Grisham	Kyle Gibson
4/23	BAL 3 @ WSH 4	James Wood	Tomoyuki Sugano

LAST TIME IT HAPPENED	
<b>BATTING</b>	
Eutaw St. Home Run	Gunnar Henderson, 8/14/24 vs. WSH (Herz)
Opponent	Jonathan Aranda, 6/28/25 vs. TB (Eflin)
Second Deck Home Run in LF at OPACY	Austin Hays, 6/7/22 vs. CHC (Mills)
Opponent	Pete Alonso, 9/2/20 vs. NYM (Means)
Grand Slam	Gary Sánchez, 6/15/25 vs. LAA (Brogdon)
Two Grand Slams in One Game	Reimold, Clevenger, 9/11/15 vs. KC (Herrera, Chamberlain)
Pinch-Hit Home Run	Gunnar Henderson, 7/10/25 (G1) vs. NYM (Stanek)
Pinch-Hit Walk-Off Home Run	Nolan Reimold, 7/24/16 vs. CLE (Allen)
Pinch-Hit Grand Slam	Dwight Evans, 7/26/91 vs. OAK (Nelson)
Inside the Park Home Run	Jorge Mateo, 8/20/23 at OAK (Sears)
LH & RH Home Run, Same Game	Anthony Santander, 8/7/24 at TOR (Francis, Yarbrough)
Individual 2-Home Run Game	Jackson Holliday, 5/4/25 vs. KC (Lorenzen)
Individual 3-Home Run Game	Ryan Mountcastle, 6/19/21 vs. TOR (Manoah, Kay)
Individual 4-Home Run Game	Never
Home Run in Consecutive Games	Jordan Westburg, 7/4-5/25 at ATL
Home Run in 3 Consecutive Games	Colton Cowser, 6/17-19/25 at TB
Home Run in 4 Consecutive Games	Gunnar Henderson, 5/17-20/24 vs. SEA, at STL
Home Run in 5 Consecutive Games	Jonathan Schoop, 7/22-27/18 vs. TOR, BOS, TB
Home Run in 6 Consecutive Games	Chris Davis, 9/26-10/2/12 vs. TOR, BOS, TB
4-Home Run Game, Team	6/27/25 vs. TB
5-Home Run Game, Team	4/19/25 vs. CIN
6-Home Run Game, Team	3/27/25 at TOR
7-Home Run Game, Team	6/2/16 vs. BOS
8+-Home Run Game, Team	6/16/15 vs. PHI (8)
10+-Run Game, Team	6/30/25 at TEX (10)
15+-Run Game, Team	6/27/25 vs. TB (22)
20+-Run Game, Team	6/27/25 vs. TB (22)
Back-to-Back HR	Sánchez/Urias/O’Hearn, 6/24/25 vs. TEX (7 <sup>th</sup> inning)
Back-to-Back HR to Start First Inning	Mullins/Henderson, 4/19/25 vs. CIN
Back-to-Back-to-Back HR	Sánchez/Urias/O’Hearn, 6/24/25 vs. TEX (7 <sup>th</sup> inning)
Back-to-Back-to-Back HR to Start First Inning	Flaherty/Hardy/Markakis, 5/10/12 (G1) vs. TEX
2 Back-to-Back HRs, Same Game	Mullins/Henderson (1 <sup>st</sup> ) & Laureano/Westburg (7 <sup>th</sup> ), 4/19/25 vs. CIN
Leadoff Home Run	Jackson Holliday, 5/31/25 vs. CWS (Martin)
Walk-Off Win	Anthony Santander (HR), 9/19/24 vs. SF (Walker)
Walk-Off Home Run	Anthony Santander, 9/19/24 vs. SF (Walker)
Walk-Off Grand Slam	Manny Machado, 8/18/17 vs. LAA (Middleton)
Walk-Off Home Run, Eutaw St.	Rio Ruiz, 8/11/19 vs. HOU (Osuna)
Home Run, 15 <sup>th</sup> Inning or later	Jonathan Villar, 7/25/19 at LAA (Canning)
Home Run, 17 <sup>th</sup> Inning or later	Adam Jones, 5/6/12 at BOS (McDonald)
Home Run by a Pitcher	Zack Britton, 7/3/11 at ATL (Beachy)
2-Home Run Game by a Pitcher	Milt Pappas, 8/27/61 at MIN (Ramos)
Oriole to hit a Home Run for 1 <sup>st</sup> ML hit	Connor Norby, 6/4/24 at TOR (Pearson)
Oriole w/ 2 Home Runs in One Inning	Mark Trumbo, 4/15/16 at TEX (7 <sup>th</sup> inning, Pérez, Faulkner)
Oriole w/ 3 Home Runs in Consecutive Innings	Manny Machado, 8/7/16 at CWS (1 <sup>st</sup> , 2 <sup>nd</sup> , 3 <sup>rd</sup> inning, Shields, Albers)
5-Hit Game	Adley Rutschman, 6/21/24 at HOU
6-Hit Game	Cal Ripken, Jr., 6/13/99 at ATL
5-RBI Game	Cedric Mullins, 3/27/25 at TOR
6-RBI Game	Adley Rutschman, 6/9/24 at TB
7-RBI Game	Ryan Mountcastle, 4/11/23 vs. OAK (9)
8-RBI Game	Ryan Mountcastle, 4/11/23 vs. OAK (9)
9-RBI Game	Ryan Mountcastle, 4/11/23 vs. OAK
<b>PITCHING</b>	
Perfect Game	Never
No-Hitter	5/5/21 at SEA (Means)
1-Hitter	5/26/24 at CWS (Bradish, Coulombe, Cano, Kimbrel)
Complete Game	9/23/22 vs. HOU (Kremer)
Shutout	9/23/22 vs. HOU (Kremer)
Team Shutout	6/23/25 vs. TB (Rogers, Kittredge)
Consecutive CG, Pitcher	Sidney Ponson (2), 5/16-22/04
Consecutive Shutouts, Pitcher	Mike Mussina (2), 9/26-10/1/95
Consecutive CG, Team	5/13-14/11 (Guthrie, Bergesen)
Consecutive Shutouts, Team	4/18-19/23 at WSH
10+ Strikeout Game, Pitcher	Charlie Morton (10), 6/13/25 vs. LAA
15+ Strikeout Game, Pitcher	Erik Bedard (15), 7/7/07 at TEX
10+ Strikeout Game, Team	7/8/25 vs. NYM (13)
15+ Strikeout Game, Team	6/13/25 vs. LAA (15)
4+ Strikeouts in an inning	Mike Cuellar (4), 5/29/70 at CAL
Immaculate Inning	Brandon Young, 7/8/25 vs. NYM (5 <sup>th</sup> inning)
<b>MISCELLANEOUS</b>	
Hit for the Cycle	Cedric Mullins, 5/12/23 vs. PIT (7 <sup>th</sup> in club history)
Steal of Home	Ryan Mountcastle, 5/30/25 vs. CWS
Position Player to Pitch	Emmanuel Rivera, 5/23/25 at BOS (1.0 IP, 8 R, 8 R, 2 BB, HR)
Triple Play Turned	9/18/22, Bottom 3 <sup>rd</sup> at TOR (Chapman batting/Kremer pitching)
	Scoring: 6-4-3 (Mateo-Vavra-Aguilar)
Manager Ejection	Brandon Hyde, 4/13/25 vs. TOR (18 <sup>th</sup> career)
Player Ejection	Ramón Laureano, 5/14/25 (G1) vs. MIN (7 <sup>th</sup> career)
<b>WINNING SWEEPS</b>	
2-Game, at OPACY	September 26-27, 2023 vs. WSH
2-Game, Road	April 18-19, 2023 at WSH
3-Game, at OPACY	June 13-15, 2025 vs. LAA
3-Game, Road	July 4-6, 2025 at ATL
4-Game, at OPACY	July 7-10, 2022 vs. LAA
4-Game, Road	June 7-10, 2024 at TB
Doubleheader	July 10, 2025 vs. NYM

2025 OUTFIELD ASSISTS						
Outfielder	1B	2B	3B	HP	TOTAL	ERRORS (F-T)
Jordyn Adams	-	-	-	-	-	-
Dylan Carlson	-	2	-	1	3	-
Colton Cowser	-	-	1	1	2	1 (0-1)
Cooper Hummel	-	-	-	-	-	-
Heston Kjerstad	-	4	-	-	4	-
Ramón Laureano	-	4	-	3	7	4 (1-3)
Jorge Mateo	-	-	-	-	-	1 (1-0)
Cedric Mullins	-	-	-	-	-	3 (1-2)
Ryan O’Hearn	-	-	-	-	-	-
Tyler O’Neill	1	3	-	1	5	1 (1-0)
Team Totals	1	13	1	6	21	10 (4-6)

2025 CATCHING BREAKDOWN							
Catcher	Errors		SB		Pick-offs		
	F-T-C	PB	CCS-ATT	1B-2B-3B	Inn.	ERA	W-L (GS)
Maverick Handley	0-0-1	0	0-13	0-0-0	120.2	4.25	7-7
Alex Jackson	0-0-0	0	0-3	0-0-0	21.0	7.71	1-1
Adley Rutschman	0-2-0	1	8-39	0-1-0	424.1	4.96	22-27
Gary Sánchez	0-2-2	1	1-18	1-0-0	175.1	5.39	8-11
Jacob Stallings	0-1-0	1	3-10	0-0-0	73.0	4.07	3-5
Chadwick Tromp	0-1-0	1	0-2	0-0-0	39.0	5.77	2-3
Totals	0-6-3	4	12-85	1-1-0	853.1	4.98	43-54


SCORING BY INNING										
	1	2	3	4	5	6	7	8	9	Extras Totals
OPPONENTS	65	52	64	60	61	41	46	70	31	8 498
ORIOLES	35	47	57	28	43	54	48	51	19	15 397


ORIOLES WHO MADE THEIR MAJOR LEAGUE DEBUT IN 2025			
DATE	PLAYER	STATS	NOTES
5/27 vs. STL	Yamil Hiraldo	1.1 IP, 1 H, 1 K	Entered in 8 <sup>th</sup>
5/18 vs. WSH	Kade Strowd	1.0 IP, 2 H, R, ER, K	Entered in 9 <sup>th</sup>
4/29 vs. NYY	Maverick Handley	0-2, 2 K	Def. in 6 <sup>th</sup>
4/26 (G2) at DET	Grant Wolfram	0.1 IP, 1 H, 1 BB	Final out of 7 <sup>th</sup>
4/19 vs. CIN	Brandon Young	ND: 4.0+ IP, 7 H, 3 R, 3 ER, 3 BB, 3 K, HR	Game Started
3/30 at TOR	Tomoyuki Sugano	L: 4.0 IP, 4 H, 2 R, 2 ER, 2 BB, 1 K	Game Started


2025 SCHEDULE


G#	DATE	OPP.	W-L	SCORE	WP/LP/SV	REC	POS	GA/GB	ATT.
1	3/27	at TOR	W	12-2	Eflin/Berrios	1-0	T-1 <sup>st</sup>	+0.5	40,734
2	3/28	at TOR	L	8-2	Gausman/Morton	1-1	T-3 <sup>rd</sup>	-0.5	26,289
3	3/29	at TOR	W	9-5	Kremer/Lovelyad	2-1	2 <sup>nd</sup>	-0.5	27,005
4	3/30	at TOR	L	3-1	Bassitt/Sugano/Hoffman	2-2	3 <sup>rd</sup>	-1.5	21,069
5	3/31	vs. BOS	W	8-5	Domínguez/Newcomb	3-2	3 <sup>rd</sup>	-1.0	45,002*
MARCH TOTALS: 3-2				TEAM ERA: 4.60	TEAM AVG: .305				
6	4/1	OFF DAY				3-2	4 <sup>th</sup>	-1.0	
6	4/2	vs. BOS	L	3-0	Crochet/Eflin/Chapman	3-3	4 <sup>th</sup>	-1.5	18,146
7	4/3	vs. BOS	L	8-4	Kelly/Morton	3-4	T-4 <sup>th</sup>	-2.0	16,656
8	4/4	at KC	L	8-2	Lugo/Kremer	3-5	5 <sup>th</sup>	-2.5	14,196
9	4/5	at KC	W	8-1	Sugano/Wacha	4-5	5 <sup>th</sup>	-2.5	14,383
10	4/6	at KC	L	4-1	Bubic/Povich/Estévez	4-6	5 <sup>th</sup>	-2.5	19,098
11	4/7	at AZ	W	5-1	Eflin/Gallen	5-6	T-4 <sup>th</sup>	-1.5	20,333
12	4/8	at AZ	L	4-3	Kelly/Morton/Martinez	5-7	4 <sup>th</sup>	-2.0	23,843
13	4/9	at AZ	L	9-0	Pfaadt/Kremer	5-8	5 <sup>th</sup>	-2.5	22,411
14	4/10	OFF DAY				5-8	5 <sup>th</sup>	-2.5	
14	4/11	vs. TOR	**POSTPONED**		Rescheduled for 7/29 (DH)	5-8	5 <sup>th</sup>	-2.5	
14	4/12	vs. TOR	W	5-4	Baker/Francis/Bautista	6-8	T-4 <sup>th</sup>	-2.0	22,130
15	4/13	vs. TOR	L	7-6 (10)	Hoffman/Bowman	6-9	5 <sup>th</sup>	-2.5	27,193
16	4/14	OFF DAY				6-9	5 <sup>th</sup>	-2.5	
16	4/15	vs. CLE	L	6-3	Allen/Morton/Clase	6-10	5 <sup>th</sup>	-3.5	14,203
17	4/16	vs. CLE	W	9-1	Kremer/Williams	7-10	5 <sup>th</sup>	-3.5	13,964
18	4/17	vs. CLE	W	6-2	Sugano/Bibee	8-10	4 <sup>th</sup>	-3.5	16,201
19	4/18	vs. CIN	L	8-3	Abbott/Povich	8-11	4 <sup>th</sup>	-4.5	42,587*
20	4/19	vs. CIN	W	9-5	Domínguez/Greene/Bautista	9-11	4 <sup>th</sup>	-3.5	28,534
21	4/20	vs. CIN	L	24-2	Rogers/Morton/Wynne	9-12	4 <sup>th</sup>	-4.5	19,053
22	4/21	OFF DAY				9-12	4 <sup>th</sup>	-4.0	
22	4/22	at WSH	L	7-0	Parker/Kremer	9-13	4 <sup>th</sup>	-4.0	29,504
23	4/23	at WSH	L	4-3	López/Soto/Finnegan	9-14	5 <sup>th</sup>	-5.0	22,246
24	4/24	at WSH	W	2-1	Povich/Gore/Bautista	10-14	5 <sup>th</sup>	-4.5	23,058
25	4/25	at DET	**POSTPONED**		Rescheduled for 4/26 (DH)	10-14	5 <sup>th</sup>	-4.0	
25	4/26-1	at DET	L	4-3	Mize/Young/Vest	10-15			28,509
26	4/26-2	at DET	L	6-2	Hurter/Morton	10-16	5 <sup>th</sup>	-5.0	21,422
27	4/27	at DET	L	7-0	Skubal/Kremer	10-17	5 <sup>th</sup>	-6.5	28,613
28	4/28	vs. NYY	W	4-3	Sugano/Warren/Bautista	11-17	5 <sup>th</sup>	-5.5	22,775
29	4/29	vs. NYY	L	15-3	Rodón/Gibson	11-18	5 <sup>th</sup>	-6.5	22,164
30	4/30	vs. NYY	W	5-4	Baker/Carrasco/Bautista	12-18	5 <sup>th</sup>	-5.5	22,381
APRIL TOTALS: 9-16				TEAM ERA: 5.64	TEAM AVG: .206				
31	5/1	OFF DAY				12-18	5 <sup>th</sup>	-5.5	
31	5/2	vs. KC	W	3-0	Kremer/Wacha/Bautista	13-18	5 <sup>th</sup>	-5.5	26,364
32	5/3	vs. KC	L	4-0	Bubic/Sugano	13-19	5 <sup>th</sup>	-5.5	19,348
33	5/4	vs. KC	L	11-6	Zerpa/Cano	13-20	5 <sup>th</sup>	-5.5	31,956
34	5/5	OFF DAY				13-20	5 <sup>th</sup>	-5.0	
34	5/6	at MIN	L	9-1	López/Povich	13-21	5 <sup>th</sup>	-6.0	19,779
35	5/7	at MIN	L	5-2	Coulombe/Morton/Duran	13-22	5 <sup>th</sup>	-7.0	16,417
36	5/8	at MIN	L	5-2	Jax/Cano/Duran	13-23	5 <sup>th</sup>	-7.5	17,410
37	5/9	at LAA	W	4-1	Sugano/Hendricks/Bautista	14-23	5 <sup>th</sup>	-7.5	30,778
38	5/10	at LAA	L	5-2	Kochanowicz/Gibson	14-24	5 <sup>th</sup>	-7.5	27,975
39	5/11	at LAA	W	7-3	Eflin/Ty. Anderson	15-24	5 <sup>th</sup>	-8.0	29,460
40	5/12	OFF DAY				15-24	5 <sup>th</sup>	-8.0	
40	5/13	vs. MIN	**POSTPONED**		Rescheduled for 5/14 (DH)	15-24	5 <sup>th</sup>	-7.5	
41	5/14-1	vs. MIN	L	6-3	Stewart/Kremer/Duran	15-25	5 <sup>th</sup>	-8.5	
41	5/14-2	vs. MIN	L	8-6	Funderburk/Cano/Sands	15-26	5 <sup>th</sup>	-9.0	10,169
42	5/15	vs. MIN	L	4-0	Paddack/Sugano	15-27	5 <sup>th</sup>	-9.5	30,926
43	5/16	vs. WSH	L	4-3	López/Bautista/Finnegan	15-28	5 <sup>th</sup>	-10.5	21,171
44	5/17	vs. WSH	L	10-6	Irvin/Gibson	15-29	5 <sup>th</sup>	-10.5	28,208
45	5/18	vs. WSH	L	10-4	Soroka/Eflin	15-30	5 <sup>th</sup>	-11.5	37,264
46	5/19	at MIL	L	5-4	Uribe/Cano/Megill	15-31	5 <sup>th</sup>	-12.0	22,319
47	5/20	at MIL	L	5-2	Henderson/McDermott/Uribe	15-32	5 <sup>th</sup>	-13.0	22,778
48	5/21	at MIL	W	8-4 (11)	Baker/Alexander	16-32	5 <sup>th</sup>	-13.0	30,554
49	5/22	at BOS	**POSTPONED**		Rescheduled for 5/23 (DH)	16-32	5 <sup>th</sup>	-13.5	
49	5/23-1	at BOS	L	19-5	Whitlock/Domínguez	16-33	5 <sup>th</sup>	-14.0	31,150
50	5/23-2	at BOS	**POSTPONED**		Rescheduled for 5/24 (DH)	16-33	5 <sup>th</sup>	-13.5	
50	5/24-1	at BOS	L	6-5 (10)	Weissert/Soto	16-34	5 <sup>th</sup>	-14.5	30,958
51	5/24-2	at BOS	W	2-1	Kittredge/Bernardino/Domínguez	17-34	5 <sup>th</sup>	-14.0	34,604
52	5/25	at BOS	W	5-1	Kremer/Buehler	18-34	5 <sup>th</sup>	-14.0	36,824
53	5/26	vs. STL	W	5-2	Morton/Fedde/Bautista	19-34	5 <sup>th</sup>	-14.0	21,717
54	5/27	vs. STL	L	7-4	Matz/Baker/Helsley	19-35	5 <sup>th</sup>	-15.0	13,779
55	5/28	vs. STL	L	6-4	King/Povich/Helsley	19-36	5 <sup>th</sup>	-16.0	14,491
56	5/29	OFF DAY				19-36	5 <sup>th</sup>	-16.0	
56	5/30	vs. CWS	W	2-1	Eflin/Burke/Bautista	20-36	5 <sup>th</sup>	-15.0	22,108
57	5/31	vs. CWS	W	4-2	Kremer/Martin/Bautista	21-36	5 <sup>th</sup>	-14.0	23,470
MAY TOTALS: 9-18				TEAM ERA: 5.21	TEAM AVG: .250				
58	6/1	vs. CWS	W	3-2	Morton/Houser/Baker	22-36	5 <sup>th</sup>	-14.0	33,037
59	6/2	OFF DAY				22-36	5 <sup>th</sup>	-14.0	
59	6/3	at SEA	W	5-1	Sugano/Kirby	23-36	5 <sup>th</sup>	-14.0	21,089
60	6/4	at SEA	W	3-2	Cano/Vargas/Bautista	24-36	5 <sup>th</sup>	-13.0	19,231
61	6/5	at SEA	W	4-3	Eflin/Woo/Baker	25-36	5 <sup>th</sup>	-13.0	27,887
62	6/6	at ATH	L	5-4	Sears/Kremer/Miller	25-37	5 <sup>th</sup>	-14.0	8,424
63	6/7	at ATH	W	7-4	Akin/Severino/Bautista	26-37	5 <sup>th</sup>	-13.0	9,185
64	6/8	at ATH	L	5-1	Newcomb/Sugano	26-38	5 <sup>th</sup>	-13.0	8,836
65	6/9	OFF DAY				26-38	5 <sup>th</sup>	-13.0	
65	6/10	vs. DET	L	5-3	Lee/Povich/Vest	26-39	5 <sup>th</sup>	-14.0	20,291
66	6/11	vs. DET	W	10-1	Eflin/Mize	27-39	5 <sup>th</sup>	-14.0	18,630
67	6/12	vs. DET	L	4-1	Skubal/Kremer/Vest	27-40	5 <sup>th</sup>	-15.0	18,800
68	6/13	vs. LAA	W	2-0	Morton/Kochanowicz/Bautista	28-40	5 <sup>th</sup>	-14.0	20,204
69	6/14	vs. LAA	W	6-5	Akin/Anderson/Bautista	29-40	5 <sup>th</sup>	-13.0	26,313
70	6/15	vs. LAA	W	11-2	Povich/Kikuchi	30-40	5 <sup>th</sup>	-12.0	33,370
71	6/16	at TB	L	7-1	Pepiot/Eflin	30-41	5 <sup>th</sup>	-12.0	10,046
72	6/17	at TB	W	5-1	Kremer/Littell	31-41	5 <sup>th</sup>	-11.0	10,046
73	6/18	at TB	L	12-8	Montgomery/Kittredge	31-42	5 <sup>th</sup>	-11.0	10,046
74	6/19	at TB	W	4-1	Morton/Rasmussen/Bautista	32-42	5 <sup>th</sup>	-11.0	10,046
75	6/20	at NYY	W	5-3	Blewett/Weaver/Bautista	33-42	5 <sup>th</sup>	-10.0	47,034
76	6/21	at NYY	L	9-0	Schmidt/Eflin	33-43	5 <sup>th</sup>	-11.0	46,142
77	6/22	at NYY	L	4-2	Cruz/Baker/Williams	33-44	5 <sup>th</sup>	-12.0	45,571
78	6/23	vs. TEX	W	6-0	Rogers/Corbin	34-44	5 <sup>th</sup>	-11.0	13,929
79	6/24	vs. TEX	L	6-5 (10)	Jackson/Domínguez/Garcia	34-45	5 <sup>th</sup>	-11.0	16,909
80	6/25	vs. TEX	L	7-0	deGrom/Young	34-46	5 <sup>th</sup>	-12.0	22,828
81	6/26	OFF DAY				34-46	5 <sup>th</sup>	-12.0	
81	6/27	vs. TB	W	22-8	Sugano/Orze	35-46	5 <sup>th</sup>	-12.0	20,047
82	6/28	vs. TB	L	11-3	Littell/Eflin	35-47	5 <sup>th</sup>	-12.0	30,491
83	6/29	vs. TB	W	5-1	Kremer/Bradley	36-47	5 <sup>th</sup>	-12.0	19,226
84	6/30	at TEX	W	10-6 (10)	Akin/Milner	37-47	5 <sup>th</sup>	-11.0	27,420
JUNE TOTALS: 16-11				TEAM ERA: 4.05	TEAM AVG: .253				
85	7/1	at TEX	L	10-2	deGrom/Young/Latz	37-48	5 <sup>th</sup>	-11.0	30,933
86	7/2	at TEX	L	6-0	Eovaldi/Sugano/Dunning	37-49	5 <sup>th</sup>	-11.0	27,636
87	7/3	OFF DAY				37-49	5 <sup>th</sup>	-11.5	
87	7/4	at ATL	W	3-2	Morton/Strider/Bautista	38-49	5 <sup>th</sup>	-11.5	40,249
88	7/5	at ATL	W	9-6 (10)	Bautista/Montero/Cano	39-49	5 <sup>th</sup>	-11.5	37,170
89	7/6	at ATL	W	2-1	Rogers/Holmes/Domínguez	40-49	5 <sup>th</sup>	-11.5	34,012
90	7/7	OFF DAY				40-49	5 <sup>th</sup>	-12.0	
90	7/8	vs. NYM	L	7-6 (10)	Díaz/Cano/Brazobán	40-50	5 <sup>th</sup>	-13.0	35,200
91	7/9	vs. NYM	**POSTPONED**		Rescheduled for 7/10 (DH)	40-50	5 <sup>th</sup>	-12.5	
92	7/10-1	vs. NYM	W	3-1	Wolfram/Stanek/Bautista	41-50	5 <sup>th</sup>	-12.0	25,262
92-2	7/10	vs. NYM	W	7-3	Sugano/Hagenman	42-50	5 <sup>th</sup>	-11.5	17,961
93	7/11	vs. MIA	W	5-2	Kremer/Cabrera	43-50	5 <sup>th</sup>	-11.5	22,213
94	7/12	vs. MIA	L	6-0	Junk/Rogers	43-51	5 <sup>th</sup>	-11.5	34,332
95	7/13	vs. MIA	L	11-1	Pérez/Young	43-52	5 <sup>th</sup>	-11.5	17,599

7/14	Home Run Derby (Truist Park - Atlanta, GA)									
7/15	MLB All-Star Game (Truist Park - Atlanta, GA)									
7/16-17 All-Star Break										
96	7/18	at TB	L	11-1	Bradley/Morton	43-53	5 <sup>th</sup>	-12.5	10,046	
97	7/19	at TB	L	4-3	Uceta/Domínguez/Fairbanks	43-54	5 <sup>th</sup>	-13.5	10,046	
98	7/20	at TB	12:10 PM	MASN2						
99	7/21	at CLE	6:40 PM	MASN2						
100	7/22	at CLE	6:40 PM	MASN2						
101	7/23	at CLE	6:40 PM	MASN2						
102	7/24	at CLE	1:10 PM	MASN						
103	7/25	vs. COL	7:05 PM	MASN						
104	7/26	vs. COL	7:05 PM	MASN						
105	7/27	vs. COL	1:35 PM	MASN						
106	7/28	vs. TOR	6:35 PM	MASN						
107	7/29-1	vs. TOR	12:35 PM	MASN						
108	7/29-2	vs. TOR	6:35 PM	MASN						
109	7/30	vs. TOR	12:35 PM	MASN						
JULY TOTALS: 6-7				TEAM ERA: 5.32	TEAM AVG: .224					
110	8/1	at CHC	2:20 PM	MASN2						
111	8/2	at CHC	2:20 PM	MASN2   FS1 <sup>+</sup>						
112	8/3	at CHC	2:20 PM	MASN2						
113	8/4	at PHI	6:45 PM	MASN						
114	8/5	at PHI	6:45 PM	MASN						
115	8/6	at PHI	12:35 PM	MASN						
	8/7	OFF DAY								
116	8/8	vs. ATH	7:05 PM	MASN						
117	8/9	vs. ATH	7:05 PM	MASN						
118	8/10	vs. ATH	1:35 PM	MASN						
	8/11	OFF DAY								
119	8/12	vs. SEA	6:35 PM	MASN						
120	8/13	vs. SEA	6:35 PM	MASN						
121	8/14	vs. SEA	1:05 PM	MASN2						
122	8/15	at HOU	8:10 PM	MASN2						
123	8/16	at HOU	7:10 PM	MASN2						
124	8/17	at HOU	2:10 PM	MASN						
125	8/18	at BOS	7:10 PM	MASN						
126	8/19	at BOS	7:10 PM	MASN						
	8/20	OFF DAY								
127	8/21	vs. HOU	7:15 PM	FOX						
128	8/22	vs. HOU	7:05 PM	MASN						
129	8/23	vs. HOU	7:05 PM	MASN						
130	8/24	vs. HOU	1:35 PM	MASN						
131	8/25	vs. BOS	6:35 PM	MASN						
132	8/26	vs. BOS	6:35 PM	MASN						
133	8/27	vs. BOS	6:35 PM	MASN						
134	8/28	vs. BOS	1:05 PM	MASN						
135	8/29	at SF	10:15 PM	MASN2						
136	8/30	at SF	7:15 PM	FOX						
137	8/31	at SF	4:05 PM	MASN2						
AUGUST TOTALS: 0-0				TEAM ERA: ---	TEAM AVG: ---					
138	9/1	at SD	6:40 PM	MASN2						
139	9/2	at SD	9:40 PM	MASN2						
140	9/3	at SD	4:10 PM	MASN2						
	9/4	OFF DAY								
141	9/5	vs. LAD	7:05 PM	MASN						
142	9/6	vs. LAD	7:05 PM	MASN						
143	9/7	vs. LAD	1:35 PM	MASN						
	9/8	OFF DAY								
144	9/9	vs. PIT	6:35 PM	MASN						
145	9/10	vs. PIT	6:35 PM	MASN						
146	9/11	vs. PIT	1:05 PM	MASN						
147	9/12	at TOR	7:07 PM	MASN2						
148	9/13	at TOR	3:07 PM	MASN2						
149	9/14	at TOR	1:37 PM	MASN2						
150	9/15	at CWS	7:40 PM	MASN2						
151	9/16	at CWS	7:40 PM	MASN2						
152	9/17	at CWS	2:10 PM	MASN2						
153	9/18	vs. NYY	7:15 PM	FOX						
154	9/19	vs. NYY	7:05 PM	MASN						
155	9/20	vs. NYY	7:05 PM	MASN						
156	9/21	vs. NYY	1:35 PM	MASN						
	9/22	OFF DAY								
157	9/23	vs. TB	6:35 PM	MASN2						
158	9/24	vs. TB	6:35 PM	MASN2   FS1 <sup>+</sup>						
159	9/25	vs. TB	1:05 PM	MASN						
160	9/26	at NYY	7:05 PM	MASN						
161	9/27	at NYY	1:05 PM	MASN						
162	9/28	at NYY	3:05 PM	MASN						
SEPTEMBER TOTALS: 0-0				TEAM ERA: ---	TEAM AVG: ---					
*Indicates home sellout										
^Indicates out-of-market broadcast										
Pitchers in CAPS indicates complete game										
All times listed are Eastern										
MASN and MASN2 games can also be streamed locally via <a href="#">MASN+</a>										
All games broadcast on the Orioles Radio Network and 98 Rock 97.9 FM/HD2 & WBAL NewsRadio 1090 AM/101.5 FM										









DELAYS & POSTPONEMENTS			
DATE	OPPONENT (Reason)	TIME (Delay)	RESULT
7/13	vs. MIA (inclement weather)	1:38 (pregame)	L, 11-1
7/9	vs. NYM (inclement weather)	Postponed	Rescheduled for a DH on 7/10
7/8	vs. NYM (inclement weather)	0:46 (pregame)	L, 7-6
6/19	at TB (inclement weather)	0:10 (pregame)	W, 4-1
6/13	vs. LAA (rain)	2:16 (pregame , bottom 5 <sup>th</sup> )	W, 2-0
5/28	vs. STL (rain)	0:31 (pregame)	L, 6-4
5/24 (G1)	at BOS (rain)	0:26 (pregame)	L, 6-5
5/23 (G2)	at BOS (rain)	Postponed	Rescheduled for a DH on 5/24
5/22	at BOS (rain)	Postponed	Rescheduled for a DH on 5/23
5/16	vs. WSH (inclement weather)	0:12 (pregame)	L, 4-3
5/13	vs. MIN (inclement weather)	Postponed	Rescheduled for a DH on 5/14
5/3	vs. KC (rain)	0:57 (top 2 <sup>nd</sup> )	L, 4-0
4/25	at DET (inclement weather)	Postponed	Rescheduled for a DH on 4/26
4/11	vs. TOR (rain)	Postponed	Rescheduled for a DH on 7/29
TOTAL TIME OF DELAYS: 6:56			
COLDEST GAME TIME TEMPERATURE: 45 degrees, April 5 at Kansas City (W, 8-1)			
WARMEST GAME TIME TEMPERATURE: 100 degrees, 2x, last: June 24 vs. Texas (L, 6-5 [10])			