

St. Louis Cardinals (76-80) at San Francisco Giants (77-79)

RHP Michael McGreevy (7-3, 4.08) vs. RHP Justin Verlander (3-10, 3.75)

Game #157/Home Game #76 • Monday, September 22, 2025 • Oracle Park • 6:45 p.m. PT

NBC Sports Bay Area • KNBR 104.5 FM/680 AM • KSFN 1510 AM / 99.3 FM

▶▶ **UPCOMING PROBABLE STARTING PITCHERS & BROADCAST SCHEDULE (ALL TIMES ARE IN PACIFIC TIME)** ◀◀

Tues., Sept. 23 vs. STL	6:45 p.m.	RHP Andre Pallante (6-14, 5.23) vs. RHP Logan Webb (14-11, 3.27)	NBCS BA
Wed., Sept. 24 vs. STL	6:45 p.m.	RHP Sonny Gray (14-8, 4.33) vs. LHP Robbie Ray (11-8, 3.65)	NBCS BA
▶ All games broadcast on KNBR 104.5 FM/680 AM in English and will be broadcast in Spanish on KSFN 1510 AM / 99.3 FM			



HEAD-TO-HEAD INFO

All-Time vs. St. Louis: 1,090-991-9
at Oracle Park 39-37
at Busch Stadium III 27-33
<hr/>	
2025 vs. St. Louis 1-2
at Oracle Park 0-0
at Busch Stadium III 1-2

2025 VS. CARDINALS

Date	H/A	W/L	Score	Rec.
9/5	at STL	W	8-2	1-0
9/6	at STL	L	2-3	1-1
9/7	at STL	L	3-4	1-2
9/22	STL	--	--	--
9/23	STL	--	--	--
9/24	STL	--	--	--
Total				1-2



SEPTEMBER 21, 1969

Willie Mays hit his 600th career home run. The historic homer off Mike Corkins of the Padres proved to be the game-winner in a 4-2 Giants victory at San Diego Stadium.

GAMEDAY INFORMATION

To access additional gameday information such as lineup sheets, pronunciation guides, headshots, audio interviews, all MLB media guides, minor league highlights and more, please scan or click the QR code below.



TODAY'S GAME: The Giants take on the Cardinals in the first game of their final homestand of the 2025 season...following this three-game set, SF will enjoy an off-day on Thursday before hosting Colorado for a three-game series this weekend (Sept. 26-28).

- ▶ The Giants went 2-5 on their road trip through Arizona (1-2) and Los Angeles-NL (1-3)... SF enters today having lost seven of their last nine games and 10 of their last 15.
- ▶ Over its last nine games, SF is averaging 3.6 runs/game while logging a .172 batting average and a .530 OPS...for comparison, in its 11 games prior, SF was scoring 6.8 runs per game while batting .286 with an .860 OPS.
- ▶ Prior to leaving for the road trip, the Giants sat 1.5 games behind the Mets for the final NL Wild Card spot...entering play today, SF stands 3.0 games back of the Mets and Reds as well as 2.0 games behind of the Diamondbacks for the final NL WC spot.

ROAD WRAPPED: The Giants played their final road game yesterday and finished the year going 39-42 (.481) on the road, currently the fifth-best road record in the NL.

- ▶ The Giants offense slashed .232/.312/.389 with 93 homers while averaging 4.5 R/G on the road this season.
- ▶ Conversely, SF pitchers posted a 3.91 ERA on the road, currently the second-best mark in the NL and fifth-best in the Majors...the Giants' .240 opposing average on the road ranks third-lowest in the NL.

JUST-IN TIME: **RHP Justin Verlander** is set to take the mound for his 28th start of the season and seventh career start vs. the Cardinals tonight...Verlander has posted a 0.36 ERA (1er, 25.0ip) with a .149 opponent average, a 0.92 WHIP and 23 strikeouts over his last four starts.

- ▶ His 0.36 ERA is the lowest by a SF starter (excluding openers) in a span of four starts since **Kevin Gausman** did not allow an earned run in four starts (24.0ip) from May 19-June 5, 2021...the 0.36 ERA is also Verlander's second-best in a four-start stretch of his career behind a 0.31 ERA in August 2015 (*Stats, LLC*)
- ▶ In six career starts in the regular season vs. St. Louis, he's is 3-1 with a 4.00 ERA (16er, 36.0ip) and a 1.31 WHIP...in his most recent start against them on September 6, he allowed just three hits while striking out six across 6.0 shutout innings, but he did not factor into the decision in the Giants' eventual 3-2 loss.
- ▶ In the Divisional Era (since 1969), only **Greg Maddux** (106), **Nolan Ryan** (105), **Roger Clemens** (105), and **Clayton Kershaw** (95) have more starts of at least five scoreless innings than Verlander (82, tied with **Randy Johnson**).

VS. MCGREEVY: The Giants will face RHP Michael McGreevy for the second time this season...McGreevy allowed six runs on nine hits (two homers) with just three strikeouts across 4.0 innings in STL's lone loss to SF this season on September 5.

- ▶ Among Giants with a history against McGreevy, **IF Rafael Devers** is 2-for-3 with a homer and two RBI, **IF Willy Adames** is 1-for-3 with a homer and two RBI, **IF Casey Schmitt** is 2-for-4 with two doubles and **OF Heliot Ramos** is 2-for-3.

PUSH TWO: **IF Willy Adames** needs just two more home runs to become the first Giant to have a 30-homer season since **Barry Bonds** in 2004...Adames, however has not homered in his last 11 games (40 at-bats).

- ▶ Adames' 28 homers are already the most by a Giants right-handed hitter since **Jeff Kent** clubbed 37 homers in 2002.
- ▶ With his 11th stolen base of the season on Thursday in LA, Adames became the team leader in stolen bases...the only Giants to lead the team outright in both stolen bases and home runs this century were **Barry Bonds** (2001) and **Hunter Pence** (2013) while the only shortstop to lead the Giants in both all-time was **George Davis** (1897) (*Stats, LLC.*).

PUSH ONE: **OF Heliot Ramos** enters this series with 39 multi-hit games on the year...the last Giant to record 40 multi-hit games in a season was **Buster Posey** in 2017 (47), and the last Giants outfielder to do so was **Denard Span** in 2016 (46) (*Stats, LLC.*).

HEATING UP: **IF Bryce Eldridge** will make his Oracle Park debut this homestand...at 20 years and 337 days old, he will become the youngest Giant position player to play at Oracle Park and youngest player since **Madison Bumgarner** pinch hit on June 27, 2010 (20 years and 330 days).

- ▶ Although he is just 1-for-15 in his first five games with SF, all eight of his batted balls have been hit 99 mph or harder and seven of the eight have been above 100 mph.



World Champions (8): 1905, 1921, 1922, 1933, 1954, 2010, 2012, 2014
NL Pennants (21): 1904, 1905, 1911, 1912, 1913, 1917, 1921, 1922, 1923, 1924, 1933, 1936, 1937, 1951, 1954, 1962, 1989, 2002, 2010, 2012, 2014
NL Division Champions (9): 1971, 1987, 1989, 1997, 2000, 2003, 2010, 2012, 2021

COACHING & MEDICAL STAFF ◀

Manager: Bob Melvin (6) **Coaches:** Ryan Christenson (52), Mark Hallberg (91), Matt Williams (9), Pat Burrell (95), Oscar Bernard (96), Damon Minor (94), J.P. Martinez (87), Garvin Alston (81), Taira Uematsu (99), Alex Burg (97), Eliezer Zambrano (98)

On-Field Training Staff: Dave Groeschner, Anthony Reyes, Ryo Watanabe

ACTIVE ROSTER (28) ◀

#	PITCHERS (14)	B-T	HT	WT	BORN	HOMETOWN
43	Beck, Tristan	R-R	6-4	203	6-24-96	Corona, CA
76	Bivens, Spencer 🗣️	R-R	6-4	217	6-28-94	State College, PA
34	Brubaker, JT	R-R	6-3	180	11-17-93	Springfield, OH
70	Buttó, José	R-R	6-1	202	3-19-98	Cumana, VZ
93	Gage, Matt	L-L	6-3	265	2-11-93	Broadalbin, NY
57	Lucchesi, Joey 🗣️	L-L	6-5	228	6-6-93	Newark, CA
72	McDonald, Trevor	R-R	6-0	201	2-26-01	Lucedale, MS
63	Peguero, Joel 🗣️	R-R	5-10	194	5-5-97	Santo Domingo, DR
38	Ray, Robbie	L-L	6-2	208	10-1-91	Brentwood, TN
77	Seymour, Carson	R-R	6-5	255	12-16-98	Temecula, CA
66	Teng, Kai-Wei	R-R	6-3	241	12-1-98	Kaohsiung City, TW
35	Verlander, Justin	R-R	6-5	240	2-20-83	Manakin Sabot, VA
74	Walker, Ryan	R-R	6-2	212	11-26-95	Arlington, WA
62	Webb, Logan	R-R	6-2	223	11-18-96	Rocklin, CA
#	CATCHERS (2)	B-T	HT	WT	BORN	HOMETOWN
14	Bailey, Patrick	S-R	6-0	225	5-29-99	Greensboro, NC
21	Knizner, Andrew 🗣️	R-R	6-1	225	2-3-95	Glen Allen, VA
#	INFIELDERS (7)	B-T	HT	WT	BORN	HOMETOWN
2	Adames, Willy 🗣️	R-R	6-0	215	9-2-95	Santiago de los Caballeros, DR
26	Chapman, Matt	R-R	6-1	225	4-28-93	Lake Forest, CA
16	Devers, Rafael	L-R	6-0	245	10-24-96	Sánchez, DR
78	Eldridge, Bryce	L-R	6-7	240	10-20-04	Vienna, VA
41	Flores, Wilmer	R-R	6-3	225	8-6-91	Valencia, VZ
50	Koss, Christian 🗣️	R-R	6-1	186	1-27-98	Riverside, CA
10	Schmitt, Casey	R-R	6-1	220	3-1-99	San Diego, CA
#	OUTFIELDERS (5)	B-T	HT	WT	BORN	HOMETOWN
59	Encarnacion, Jerar 🗣️	R-R	6-5	260	10-22-97	Bayaguana, DR
61	Gilbert, Drew	L-L	5-9	195	9-27-00	Stillwater, MN
51	Lee, Jung Hoo 🗣️	L-R	6-1	197	8-20-98	Seoul, SK
58	McCray, Grant	L-R	6-0	190	12-7-00	Lakewood Ranch, FL
17	Ramos, Heliot 🗣️	R-R	5-11	230	9-7-99	Maunabo, PR

NUMERICAL ROSTER ◀

NO.	NAME	POS
2	Adames, Willy	IF
10	Schmitt, Casey	IF
14	Bailey, Patrick	C
26	Chapman, Matt	IF
16	Devers, Rafael	IF/DH
17	Ramos, Heliot	OF
21	Knizner, Andrew	C
34	Brubaker, JT	RHP
35	Verlander, Justin	RHP
38	Ray, Robbie	LHP
41	Flores, Wilmer	IF
43	Beck, Tristan	RHP
50	Koss, Christian	IF
51	Lee, Jung Hoo	OF
57	Lucchesi, Joey	LHP
58	McCray, Grant	OF
59	Encarnacion, Jerar	IF/OF
61	Gilbert, Drew	OF
62	Webb, Logan	RHP
63	Peguero, Joel	RHP
66	Teng, Kai-Wei	RHP
70	Buttó, José	RHP
72	McDonald, Trevor	RHP
74	Walker, Ryan	RHP
76	Bivens, Spencer	RHP
77	Seymour, Carson	RHP
78	Eldridge, Bryce	1B
93	Gage, Matt	LHP

PRONUNCIATION GUIDE ◀

Willy Adames (ah-DAH-mess)

Spencer Bivens (BIV-ens)

JT Brubaker (brew-baker)

José Buttó (boo-TOH)

Jerar Encarnacion ((jer-ARR)

Andrew Knizner (KIZZ-ner)

Jung Hoo Lee (jung who)


Joey Lucchesi (loo-KAY-see)

Luis Matos (MAH-tose)

Joel Peguero (jo-EL peh-GAIR-oh)


Heliot Ramos (elliott)

Carson Whisenhunt (whiz-en-hunt)



Scan QR code or click [here](#) below for SF Giants Player Pronunciations Link:

Clicking on the speaker icon above also plays the audio pronunciation



MAJOR LEAGUE INJURED & BEREAVEMENT LIST (6) ◀

Pos	Player	IL	Injury	Date On IL (Retro)	Eligible to Return	Games Missed	Team Record
C	Tom Murphy	60-Day	Mid-back disk herniation.	3/26	5/25	155	76-79
LHP	Erik Miller	60-Day	Left elbow sprain	8/21	10/20	28	15-13
RHP	Landen Roupp	15-Day	Left knee inflammation.	8/21	9/5	28	15-13
RHP	Randy Rodríguez	60-Day	Right elbow sprain	8/23	10/22	26	15-11
LHP	Carson Whisenhunt	15-Day	Back strain	8/28	9/12	22	11-11
1B	Dominic Smith	10-Day	Right hamstring strain.	9/13	9/23	8	1-7

PAST INJURED & BEREAVEMENT PLACEMENTS ◀

Pos	Player	IL	Injury	Date On IL (Retro)	Date Activated	Games Missed	Team Record
C	Patrick Bailey	10-Day	Neck strain.	6/8	6/18	8	4-4
IF	Matt Chapman	10-Day	Right hand inflammation.	6/9	7/5	23	9-14
IF	Matt Chapman	10-Day	Right hand inflammation.	8/13	8/23	9	2-7
OF	Jerar Encarnacion	60-Day	Left hand fracture.	3/24	6/2	59	33-26
OF	Jerar Encarnacion	10-Day	Left oblique strain.	6/17	7/4	40	15-25
OF	Jerar Encarnacion	10-Day	Right hamstring strain.	8/7	9/13	32	17-15
2B	Tyler Fitzgerald	10-Day	Left rib fracture.	5/1	5/16	13	6-7
2B	Christian Koss	10-Day	Left hamstring strain.	7/1	8/1	24	9-15
IF	Casey Schmitt	10-Day	Left oblique strain.	4/18	5/19	28	15-13
IF	Casey Schmitt	10-Day	Left hand inflammation.	6/27	7/7	10	5-5
RHP	Landen Roupp	15-Day	Right elbow inflammation.	7/23	8/7	19	6-13
RHP	Justin Verlander	15-Day	Right pectoral strain.	5/19	6/3	26	13-13
RHP	Justin Verlander	3-Day	Paternity list.	6/20	6/23	3	2-1
RHP	Ryan Walker	3-Day	Paternity list.	8/15	8/18	3	1-2

TODAY'S STARTER

JUSTIN VERLANDER RHP #35

2025 RECORD: 3-10, 3.75 ERA

Height/Weight: 6-5/240 Bats/Throws: R/R
Hometown: Manakin Sabot, VA
Age: 42 (February 20, 1983) Signed Through: 2025

WITH THE GIANTS: The nine-time All-Star (2007, 2009-2013, 2018-19, 2022), three-time Cy Young Award winner (2011, 2019, 2022) and two-time World Series Champion (2017, 2022) is in his first season with the Giants after signing a one-year, \$15 million deal on January 11, 2025...it marks his 20th season in the Majors.

LAST TIME OUT: Worked 7.0 scoreless innings last Wednesday in Arizona to keep SF in a ballgame they eventually won in 11 innings...he struck out three, walked two and allowed three hits as he dueled D-Backs starter Brandon Pfaadt, who dealt 9.0 scoreless innings of his own...it was Verlander's second straight start of 7.0 innings and allowing one or fewer runs...the last starter older than Verlander with consecutive outings of at least 7.0 innings and one or fewer runs allowed was R.A. Dickey for Atlanta in 2017 (June 19-24).

ZEROES: His last start marked the 82nd time in his career he's gone at least 5.0 scoreless innings...the 82 such starts are tied for fifth-most in the Divisional-era (since 1969) with Randy Johnson...they trail Greg Maddux (106), Nolan Ryan (105), Roger Clemens (105) and Clayton Kershaw (95).

VINTAGE JV: He owns a 2.17 ERA (15er, 62.1ip) over his last 11 starts dating to July 23, fifth-best in the Majors (third-best in the NL) in that time (min. 50.0ip)...he's allowed one earned run or fewer in eight of those 11 outings...Verlander has a 2.97 FIP in this stretch, ninth-best in the Majors (sixth-best in the NL)...more recently, Verlander has a 0.87 ERA (3er, 31.0ip) with 28 strikeouts and an opponent's average against of .179 in his last five starts...the last Major Leaguer 42 years old with an ERA that low over a five-start stretch in a single season was Roger Clemens, who owned an 0.77 ERA (3er, 35.0ip) over five starts from July 22-August 13, 2005.

BEHIND THE CURTAIN: Over this five-start stretch where he's logged an 0.87 ERA batters have gone 8-for-44 (.182) off his fastball, 6-for-31 (.194) off his slider, 5-for-14 (.357) off his curve, 0-for-15 off the sweeper and 1-for-8 (.125) off the changeup...looking more specifically at the last two starts, hitters are a combined 4-for-22 (.181) versus his fastball and and 1-for-17 off his slider.

LEFT ON READ: Verlander has three wins in 2025 but has been in line for seven others upon leaving the mound this year only to see them fall by the wayside...the most recent of those was in St. Louis earlier this month...in Verlander's starts this year, the bullpen has a 4.10 ERA with nine blown saves...in all other games combined, the unit has a 3.30 ERA with 11 blown saves.

A WINDOW IN TIME: Verlander's 265 wins are 36th-most in AL/NL history according to *Elias*...**he needs one victory to tie Bob Feller and Eppa Rixey, who are tied at 34th with 266 wins.**

VS. ST. LOUIS: Is facing the Cardinals for the seventh time in his career in the regular season and second time this season...Verlander blanked the Redbirds earlier this month at Busch Stadium, firing 6.0 scoreless innings with no walks and six strikeouts and left in line for the win (SF lost the game late, 3-2).

HELP, PLZ: The 42-year-old has received 55 total runs of support in his 27 starts (3.49 run support average)...he's received three or fewer runs of support in 22 of his 27 starts this season...the Giants are 5-17 in those contests.


VERLANDER PITCH ARSENAL / STATCAST INFO (2025)				
Pitch Type	Usage Percentage	Avg. Velo	BAA	SO
4-Seam Fastball	45.8%	94.0 mph	.272	40
Slider	23.4%	87.2 mph	.265	49
Curveball	14.7%	78.5 mph	.352	15
Changeup	8.8%	84.7 mph	.188	10
Sweeper	6.9%	80.5 mph	.047	13
Sinker	0.3%	93.3 mph	.500	0

VERLANDER VS. ST. LOUIS (REGULAR SEASON, CAREER)								
Last Win: 6/19/12 vs. STL (w/DET) Last Loss: 6/16/09 at STL (w/DET)								
	W-L	ERA	G/GS	IP	H	ER	BB	SO
2025	0-0	0.00	1/1	6.0	3	0	0	6
Career	3-1	4.00	6/6	36.0	35	16	12	25
at SF	--	--	--	--	--	--	--	--
at STL	0-1	4.50	2/2	10.0	11	5	2	10

2025 GAME-BY-GAME											
Date	Opp.	Dec	Result	IP	H	R	ER	BB	SO	HR	TP
3/29	at CIN	--	L, 2-3	5.0	6	2	2	1	5	1	83
4/4	SEA	--	W, 10-9	2.1	5	3	3	2	2	1	65
4/9	CIN	--	W, 8-6	5.2	5	6	5	3	9	0	90
4/15	at PHI	L	L, 4-6	5.2	8	4	4	3	1	1	104
4/20	at LAA	--	L, 4-5	6.0	2	1	1	2	6	1	98
4/25	TEX	L	L, 0-2	6.0	4	2	1	1	5	0	89
Mar/Apr Totals		0-2	4.70	30.2	30	18	16	12	28	4	--
5/1	COL	--	L, 3-4	6.1	5	2	2	1	4	1	85
5/6	at CHC	--	W, 14-5	5.0	5	3	3	2	3	1	82
5/12	ARI	--	L, 1-2	6.0	9	2	2	1	5	2	79
5/18	ATH	--	W, 3-2	4.0	3	2	2	5	1	0	84
May Totals		0-1	3.80	21.1	22	9	9	9	13	4	--
6/18	CLE	L	L, 2-4	4.2	7	4	3	1	6	1	83
6/24	MIA	L	L, 2-4	5.0	5	3	3	1	5	0	86
6/29	at CWS	--	L, 2-5	6.0	5	1	1	2	3	0	88
June Totals		0-2	4.02	15.2	17	8	7	4	14	1	--
7/4	at ATH	L	L, 2-11	3.0	7	6	6	1	5	0	60
7/9	PHI	L	L, 0-13	6.0	7	4	2	0	7	1	96
7/18	at TOR	L	L, 0-4	2.2	9	4	4	2	0	0	66
7/23	at ATL	W	W, 9-3	5.0	1	0	0	5	3	0	98
7/29	PIT	--	L, 1-3	5.0	6	1	1	1	7	1	94
July Totals		1-3	5.40	21.2	30	15	13	9	22	2	--
8/4	at PIT	--	L, 4-5	5.0	3	1	0	1	4	0	100
8/10	WSH	L	L, 0-8	5.0	11	5	5	1	6	1	101
8/16	TB	--	L, 1-2	7.0	2	0	0	0	8	0	88
8/21	at SD	L	L, 4-8	4.1	6	7	6	1	4	0	91
8/26	CHC	W	W, 5-2	6.0	7	2	2	2	5	0	101
8/31	BAL	W	W, 13-2	5.0	3	0	0	4	10	0	121
August Totals		2-2	3.62	32.1	32	15	13	9	37	1	--
9/6	at STL	--	L, 2-3	6.0	3	0	0	0	6	0	88
9/12	LAD	--	W, 5-4	7.0	4	1	1	4	4	1	105
9/17	at ARI	--	W, 5-1	7.0	3	0	0	2	3	0	107
9/22	STL	--									
Sept. Totals		0-0	0.45	20.0	10	1	1	6	13	1	--

ALL-TIME STARTS: Is making his 554th career start tonight, which will tie him with Eppa Rixey for 27th-most in AL/NL history according to *Elias*.

ALL-TIME STRIKEOUTS: Enters tonight with 3,543 strikeouts in his career, eighth-most in AL/NL history (according to *Elias*)...next up is Don Sutton in seventh with 3,574.

Most Strikeouts in MLB History (<i>Elias</i>)					
Player	Strikeouts	Player	Strikeouts	Gaylord Perry	3,534
Nolan Ryan	5,714	Bert Blyleven	3,701	Walter Johnson	3,515
Randy Johnson	4,875	Tom Seaver	3,640		
Roger Clemens	4,672	Don Sutton	3,574		
Steve Carlton	4,136	Justin Verlander	3,543		
		Player	Starts		

TOMORROW'S STARTER

LOGAN WEBB RHP #62

2025 RECORD: 14-11, 3.27 ERA

- ▶ Received his 11th loss of the season last Thursday...allowed two runs (one earned) on four hits, a walk and five strikeouts in 7.0 innings pitched vs. the Dodgers.
- ▶ This will be his lone start vs. the Cardinals this season.
- ▶ Enters Monday leading the National League with both 195.2 innings pitched and 211 strikeouts.

GIANTS MONTHLY STARTER BREAKDOWN

March/April		May		June		July		August		September	
Record	9-9	Record	9-11	Record	7-7	Record	6-10	Record	8-10	Record	5-6
ERA	4.40	ERA	2.77	ERA	3.94	ERA	4.77	ERA	4.91	ERA	4.30
ERA Rank	21st	ERA Rank	2nd	ERA Rank	9th	ERA Rank	23rd	ERA Rank	21st	ERA Rank	17th
Strikeouts	173	Strikeouts	146	Strikeouts	142	Strikeouts	111	Strikeouts	129	Strikeouts	94
Walks	69	Walks	40	Walks	50	Walks	56	Walks	47	Walks	32
HR Allowed	16	HR Allowed	11	HR Allowed	17	HR Allowed	14	HR Allowed	19	HR Allowed	8
BAA	.261	BAA	.238	BAA	.249	BAA	.266	BAA	.260	BAA	.258

GIANTS MONTHLY BULLPEN BREAKDOWN

March/April		May		June		July		August		September	
Record	10-4	Record	4-3	Record	6-7	Record	3-5	Record	6-4	Record	4-4
ERA	2.52	ERA	2.43	ERA	3.97	ERA	4.09	ERA	3.69	ERA	4.68
ERA Rank	2nd	ERA Rank	2nd	ERA Rank	17th	ERA Rank	15th	ERA Rank	10th	ERA Rank	20th
Sv/Sv Opp	10/15	Sv/Sv Opp	6/10	Sv/Sv Opp	8/13	Sv/Sv Opp	2/4	Sv/Sv Opp	6/9	Sv/Sv Opp	5/7
Strikeouts	10	Strikeouts	84	Strikeouts	76	Strikeouts	100	Strikeouts	90	Strikeouts	52
Walks	33	Walks	31	Walks	41	Walks	30	Walks	34	Walks	28
HR Allowed	8	HR Allowed	6	HR Allowed	9	HR Allowed	13	HR Allowed	8	HR Allowed	7
BAA	.197	BAA	.194	BAA	.253	BAA	.255	BAA	.258	BAA	.283

#43 TRISTAN BECK ▶ RHP

Pitch Arsenal: 4-Seam FB, Slider, Curveball, Sweeper
Last Game: 9/16 at ARI; 3.0ip, 5h, 3r, 3er, k, hr (42 pitches) (start)
▶ Owns a 4.98 ERA (12er, 21.2ip) with 20 strikeouts and four walks in his last nine games dating to August 13.
▶ Is holding left-handed batters to a .208 clip.
▶ Posted a 6.48 ERA (12er, 16.2ip) with 16 strikeouts and a .258 opponent average across nine appearances in August.
▶ Batters are 9-for-58 (.155) with 15 strikeouts off his sweeper.
▶ Has recorded at least four outs in 17 of 27 MLB games this season...pitched 2.0 innings in 11 of 19 games at Triple-A.

#76 SPENCER BIVENS ▶ RHP (BIV-ens)

Pitch Arsenal: Sinker, Cutter, Changeup, Slider
Last Game: 9/21 at LAD; W, 1.0ip (8 pitches)
▶ Has a 2.88 ERA (8er, 25.0ip) in his last 16 games since July 30.
▶ His 51 appearances this season are approaching his pro career high from last season (54 between Triple-A and SF).
▶ Recorded at least four outs in 25 of his 51 games this year...has thrown 2.0+ innings in 17 of his 51 games.
▶ Opponents are hitting .333 (32x96) off him with RISP.
▶ Originally signed by SF in 2022 out of the Independent Atlantic League...Bivens' career arc took him through France, the Czech Republic and multiple Indy ball teams before signing with SF.

#34 JT BRUBAKER ▶ RHP (BROO-bay-kerr)

Pitch Arsenal: Sinker, Slider, Changeup, Curveball, 4-Seam FB
Last Game: 9/20 at LAD; 2.1ip, h, bb, 3k (37 pitches)
▶ Selected from Triple-A Sacramento on September 1 and has made four appearances with SF this year (8.2ip, 9h, 4r, 2bb, 8k).
▶ Started the season with the Yankees organization and began the year on the IL with broken ribs...made six starts on a rehab assignment and then appeared in 12 games with New York (3.38 ERA, 6er, 16.0ip) before being designated for assignment on Aug. 5...signed a minor league contract w/SF Aug. 13.
▶ Went 1-0 with a 1.64 ERA (2er, 11.0ip) in three games/two starts with Triple-A Sacramento.
▶ Missed all of 2023 and most of 2024 while recovering from Tommy John surgery.

#70 JOSÉ BUTTÓ ▶ RHP (boo-TOH)

Pitch Arsenal: 4-Seam FB, Slider, Sinker, Changeup, Sweeper
Last Game: 9/20 at LAD; 0.2ip, h, 2r, 2er, 2bb, hr (24 pitches)
▶ Has made 19 appearances with SF, logging 4.82 ERA (10er, 18.2ip).
▶ Batters are 11x31 (.355) off him this month with five XBH.
▶ Buttó's 53 appearances this year are by far a career-high after being used as a primarily as a starter prior to last season.
▶ Allowed seven of 14 inherited runners to score since joining SF.
▶ Acquired on July 30 from the Mets as part of the return package for RHP Tyler Rogers.
▶ Spent his entire pro career with the Mets organization prior to the trade...was signed by NYM as an international amateur free agent out of Venezuela in 2017.

#93 MATT GAGE ▶ LHP

Pitch Arsenal: Slider, 4 Seam FB, Sinker, Changeup, Curveball, Sweeper
Last Game: 9/20 at LAD; 0.1ip, h (6 pitches)
▶ Has given up five runs on six hits (.368 BAA) over his last five outings (4.0ip) for a 11.25 ERA...had a 2.25 ERA in 20 outings prior (20.0ip) since joining SF on July 18.
▶ Has an 8.18ERA (10er, 11.0ip) in his last 15 outings dating to August 15 (18 hits, six walks, 12 strikeouts, .353 BAA).
▶ Has allowed nine of his 18 inherited runners to score since joining SF after the All-Star break (selected from Triple-A on July 18).
▶ Served as the opener twice for SF...has worked 2.0 hitless, scoreless innings with two strikeouts in the two starts.
▶ Signed a minor league deal with SF on July 2 after spending the majority of the season in the Detroit organization.

#57 JOEY LUCCHESI ▶ LHP (loo-KAY-see)

Pitch Arsenal: 4-Seam FB, Cutter, Churve, Splitter, Sinker
Last Game: 9/22 at LAD; 1.1ip, h, 2k (17 pitches)
▶ Last 13 outings: 1.32 ERA (2er, 13.2ip), five walks, nine strikeouts.
▶ Overall, has appeared in 37 games for SF, allowing 14 runs (13er) in 37.2 innings (3.11 ERA) with 30 strikeouts and 11 walks since having his contract selected from Triple-A on June 15.
▶ Is working exclusively of the 'pen for the first time in his career.
▶ Opponents have a 30.8% hard hit rate off him this season, his lowest in a full season and down from 54.8% last year.

#72 TREVOR McDONALD ▶ RHP

Pitch Arsenal: 4-Seam FB, Sinker, Curveball, Changeup
Last Game: 9/21 at LAD; 6.0ip, 6h, r, er, bb, 3k (89 pitches) (start)
▶ Thrived in his first MLB start yesterday against LA...the only Giants this season to pitch at least 6.0 innings and allow zero or one run in a start against LAD this year are McDonald and **Justin Verlander**.
▶ Made his season debut with SF last Tuesday at Arizona after being recalled earlier in the day...was his second career MLB game.
▶ Has spent all of this season with Triple-A Sacramento, going 9-9 with a 5.31 ERA (84er, 142.1ip) in 29 games/24 starts...he registered 144 strikeouts against 62 walks.
▶ Is SF's 18th-best prospect according to *MLB Pipeline*.

#63 JOEL PEGUERO ▶ RHP (jo-EL peh-GAIR-oh)

Pitch Arsenal: 4 Seam FB, Sinker, Slider, Changeup
Last Game: 9/20 at LAD; L, 1.2ip, 5h, 3r, 3er, k, 2hr (27 pitches)
▶ Had his contract selected from Triple-A on August 21.
▶ Has been touched for seven runs on seven hits (10.80 ERA), five walks and two homers in his last four appearances.
▶ In 12 games with SF he's struck out 13, walked seven and allowed six earned runs in 18.1 innings (2.95 ERA).
▶ Has thrown 102 pitches at 100 mph or faster (out of 274 pitches).
▶ Made his Major League debut on August 21 in San Diego.
▶ Signed by SF as a minor league free agent this past offseason.

#77 CARSON SEYMOUR ▶ RHP

Pitch Arsenal: 4-Seam FB, Sinker, Curveball, Slider, Changeup
Last Game: 9/19 at LAD; 1.0ip (10 pitches)
▶ Is back in the bullpen after making three turns through the rotation...had an 8.68 ERA (9er, 9.1ip) in the three starts.
▶ Has pitched to a 3.80 ERA (10er, 23.2ip) in 12 games out of the bullpen for SF at the MLB level this year.
▶ Also has fared much better on the road (3.18 ERA in seven games, one start) than at home (7.31 ERA in eight games, two starts).
▶ Permitted nine homers in 33.0 innings with SF this year.

#74 RYAN WALKER ▶ RHP

Pitch Arsenal: Sinker, Slider
Last Game: 9/21 at LAD; SV, 0.2ip, k (13 pitches)
▶ Returned to the closer role with **Randy Rodríguez** out for the year.
▶ Allowed four runs on nine hits (.360 BAA) in 5.2 innings (eight games) this month (6.35 ERA)...is 0-2-4 in that time.
▶ Still has a 2.41 ERA (5er, 18.2ip) in his last 22 games dating to 7/23.
▶ Has been much more effective at home (1.59 ERA and a .190 BAA in 31g) compared to the road (5.87 ERA and a .285 BAA in 34g).
▶ Has stranded 15 of his 23 inherited runners this season.
▶ His 86.4 mph average exit velocity is in the top 5% of MLB.

GIANTS BULLPEN PITCHES THROWN - LAST 5 DAYS

Pitcher	Sun	Sat	Fri	Thurs	Wed
Tristan Beck (R)	--	--	--	--	--
Spencer Bivens (R)	8	--	20	--	8
JT Brubaker (R)	--	37	--	--	--
José Buttó (R)	--	24	--	--	--
Matt Gage (L)	--	6	8	--	--
Joey Lucchesi (L)	17	--	--	13	--
Trevor McDonald (R)	89 (GS)	--	--	--	--
Joel Peguero (R)	--	27	--	--	26
Carson Seymour (R)	--	--	10	--	--
Ryan Walker (R)	13	--	--	--	23

#2 WILLY ADAMES ▶ IF (ah-DAH-mess)

Yesterday: 0x3, rbi, bb, 2k **Hit Streak:** -1 (0x3)
LAD Series: 2x12, 2r, 2b, rbi, 6bb, 6k, sb (4g) **Last HR:** 9/9 vs. ARI
Road Trip: 2x23, 2r, 2b, rbi, 8bb, 11k, sb (7g)

▶ Has just two hits in his last 23 at-bats and is 6-for-his-last-37 (.162) with two RBI in his last 11 games.
▶ His 28 HRs are the most by a Giants' RHB since **Jeff Kent**'s 37 in 2002.
▶ Is homerless in his last 11 games, his longest homer drought of the season since his first day off on June 8...needs two homers to become the first Giant with 30 HRs since **Barry Bonds** in 2004.
▶ His 23 homers since June 10 are fourth-most in the NL in that span.
▶ His 28 homers as a shortstop are most in the Majors this season...his 83 RBI are tied for third best with TOR's Bo Bichette.
▶ Adames' 24 go-ahead RBI are tied for the fourth-most in the NL.
▶ Appeared in 154 of SF's 156 games this season.

#14 PATRICK BAILEY ▶ C

Yesterday: 1x2, r, 2b, rbi off the bench **Hit Streak:** 1 (1x2)
LAD Series: 3x12, r, 2b, rbi, bb, 6k (4g) **Last HR:** 9/12 vs. LAD
Road Trip: 4x19, 2r, 2b, rbi, bb, 9k (7g)

▶ Is 9x41 (.220) with three HRs and 10 RBI in his past 15 games.
▶ Is 16x57 (.281) with 11 runs and four HRs in 19g this month...his 14 RBI in September are tied for the fifth-most in the NL.
▶ Very well could win his second Gold Glove this year...behind the plate, Bailey leads MLB with +25 Catcher Framing Runs overall...he's worth +14 on balls outside the zone (turning them into strikes), nearly twice as many as any other catcher, and +11 in the strike zone (keeping strikes a strike).
▶ Also ranks among MLB's best in Defensive Runs Saved (+21, 1st), shadow strike rate (47.6%, 2nd) and pop time to 2B (1.87s, 4th).

#26 MATT CHAPMAN ▶ IF

Yesterday: 0x4, rbi, 2k **Hit Streak:** -2 (0x8)
LAD Series: 2x15, 2r, 2b, 2rbi, 3bb, 6k (4g) **Last HR:** 9/8 vs. ARI
Road Trip: 2x25, 3r, 2b, 3rbi, 4bb, 9k, sf (7g)

▶ Is just 2x28 (.071) in his last eight games with 10 strikeouts.
▶ Is three hits shy of 1,000 for his career.
▶ His 48 homers are tied with **Johnny Mize** for fourth-most through a Giants' first two seasons with the team (*Stats, LLC*).
▶ Since the start of last season, the Giants are 59-23 when Chapman records an RBI in a game and 34-10 when he homers.

#16 RAFAEL DEVERS ▶ IF

Yesterday: 1x3, bb, k **Hit Streak:** 2 (2x8)
LAD Series: 2x15, r, hr, 2rbi, 3bb, 8k (4g) **Last HR:** 9/20 at LAD
Road Trip: 4x28, 2r, hr, 3rbi, 3bb, 11k (7g)

▶ Is 7-for-55 (.127) in his last 15g and hitting .178 in 19g this month.
▶ Is one of four players this year w/100 RBI and 100 BBs (Schwarber, Judge & Soto are the others)...Devers was first to do it this season.
▶ His 13 HRs since August 1 are the fifth-most in the NL.
▶ Is averaging career-bests in walk rate (15.2%) & hard hit rate (55.8%).

#78 BRYCE ELDRIDGE ▶ IF

Yesterday: 0x3, k, hbp **Hit Streak:** -1 (0x3)
LAD Series: 1x9, r, 2b, 3rbi, bb, 4k, hbp (3g) **Last HR:** --
Road Trip: 1x15, r, 2b, 3rbi, 2bb, 7k, hbp (5g)

▶ Has yet to play a game here at home since being called up.
▶ Made his first MLB start at first base yesterday.
▶ Collected his first MLB hit Saturday with a three-run double in 1st inning...became the first Giants player to have a three-run double as his first career hit since RBI became official in 1920.
▶ All eight of Eldridge's batted balls w/SF have been hit 99mph or higher...seven of the eight have been 100 mph or greater.
▶ 20-year-old was selected to the Major League roster last Monday from Triple-A...made his MLB debut that night as the DH.
▶ Became the youngest Giant to make his MLB debut (20 years, 330 days) since **Madison Bumgarner** did so at 20 years, 38 days on Sept. 8, 2009...also became the youngest Giants position player to debut since **C Jeff Ransom** did it at 20 years, 298 days on Sept. 5, 1981.
▶ SF's top prospect is the #13 overall prospect according to *MLB Pipeline* and the game's #19 prospect according to *Baseball America*.
▶ In 66 games at Triple-A this year he slashed .249/.322/.514 (.836 OPS) with 13 doubles, 18 homers and 63 RBI.
▶ He owned a 63.5% hard-hit rate at AAA this season, tops in Triple-A among players with at least 250 plate appearances.

#59 JERAR ENCARNACION ▶ IF/OF

Yesterday: -- **Hit Streak:** 2 (2x5)
LAD Series: 2x6, bb, 2k (3g) **Last HR:** 8/6 at PIT
Road Trip: 5x14, r, 2b, 3rbi, bb, 5k (5g)

▶ Is 6x19 (.316) with two doubles and five RBI in seven games since coming off the IL on September 13 (right hamstring strain).
▶ Missed 131 games across three IL stints this season...missed the first 59g w/a left hand fracture & 40g with a left oblique strain (6/17-8/8).

#41 WILMER FLORES ▶ IF

Yesterday: --- **Hit Streak:** 1 (1x4)
LAD Series: 1x5, rbi, k (2g) **Last HR:** 9/16 at ARI
Road Trip: 3x9, 2r, hr, 3rbi, k (3g)

▶ His 71 RBI match his career-high from 2022.
▶ Is 6x15 with two doubles, four RBI and a walk as a pinch hitter...his .400 BA as a PH is fifth-best in the Majors (min. 15 PA).
▶ Batting .336 (36x107) with seven HRs and 58 RBI with RISP...the .336 average w/ RISP is eighth-best in the NL (min. 100 PA).
▶ SF is 31-13 this season when he has an RBI & 11-3 when he homers.

#61 DREW GILBERT ▶ OF

Yesterday: 1x4, r, k **Hit Streak:** 1 (1x4)
LAD Series: 1x10, r, rbi, 2bb, 4k (4g) **Last HR:** 9/3 at COL
Road Trip: 2x17, r, rbi, 2bb, 6k (6g)

▶ Is 6x42 (.143) in last 15 games dating to Sept. 2.
▶ Is 18x88 (.205) with nine XBHs & 13 RBI in 32 games w/SF.
▶ Had contract selected on August 8, making his MLB debut that night.
▶ Acquired from the Mets on July 30 in the Tyler Rogers trade.
▶ Is SF's No. 8 prospect on *MLB Pipeline* & No. 9 on *Baseball America*.

#21 ANDREW KNIZNER ▶ C (KIZZ-ner)

Yesterday: 0x1, hbp **Hit Streak:** -1 (0x1)
LAD Series: 0x1, hbp (1g) **Last HR:** 6/13 at LAD
Road Trip: 1x4, hbp (2g)

▶ Is 13x44 (.295) with seven runs and two RBI in his last 20 games.
▶ Is 16x73 (.219) with a homer and three RBI in 31g for SF (26 starts).

#50 CHRISTIAN KOSS ▶ IF (KAWSS)

Yesterday: 2x4, r, 2b, 2k **Hit Streak:** 2 (3x5)
LAD Series: 3x6, r, 2b, 3k (3g) **Last HR:** 8/5 at PIT
Road Trip: 4x10, 2r, 2 2b, 2rbi, 3k (4g)

▶ Is 9x25 (.360) in his last 10 games.
▶ Owns an .820 OPS with seven XBH and 16 RBI in 35 home games...has a .563 OPS with five XBH and six RBI in 35 road games.
▶ Has appeared in games at 2B (43), 3B (13), SS (6) and pitcher (4).

#51 JUNG HOO LEE ▶ OF (jung who)

Yesterday: 0x4 **Hit Streak:** -1 (0x4)
LAD Series: 2x11, r, bb, 2k (3g) **Last HR:** 9/8 vs. ARI
Road Trip: 2x18, 2r, 2bb, 2k (6g)

▶ Is 2-for-his-last-28 dating to September 10 (9g).
▶ Is the fifth Giant in SF history with 30+ 2B and 10+ 3B in a season.
▶ When Lee scores a run this year SF is 37-17...when he scores two or more they are 17-0.
▶ His 11 triples are tied for third-most in MLB and most by a Giant in a single season since **Brandon Crawford** also had 11 triples in 2016.
▶ His 11.2% strikeout rate ranks in the top 4% of MLB.
▶ Has played in 145 games, the most games he's played in his career (including the KBO).

#58 GRANT McCRAY ▶ OF

Yesterday: 0x0 off the bench **Hit Streak:** -6 (0x14)
LAD Series: 0x0 (1g) **Last HR:** 9/7/24 at SD
Road Trip: 0x0, rbi, sf (2g)

▶ Recalled from Triple-A on Sept. 1...appeared in 7g for defense since.
▶ His 101.7 mph outfield assist in the 10th inning on Sept. 12 was the hardest thrown OF assist by a Giant in the *Statcast* era (since 2015).
▶ Went 2x20 with 10 strikeouts in 10 games his first call-up this year.
▶ Hit .250 (111x444) with 19 doubles, five triples, 15 home runs, 71 RBI and 55 walks in 110 games with the River Cats this year.

#17 HELIOT RAMOS ▶ OF (Elliott)

Yesterday: 0x4, k **Hit Streak:** -1 (0x4)
LAD Series: 3x17, 2r, hr, rbi, 2bb, 5k (4g) **Last HR:** 9/19 at LAD
Road Trip: 4x28, 3r, 2b, hr, rbi, 2bb, 6k (7g)

▶ Is 7x54 (.130) with three XBH in his last 14 games.
▶ Worth -9 outs above average in LF, the second-worst mark among left fielders in MLB...his nine errors are most by a LF in MLB.
▶ 13 of his 18 homers have come vs. RHP.
▶ Has started 150 of the Giants' 156 games, 147 in LF and three as DH.
▶ His 17 HBP are fifth-most in MLB and most by a Giant since **Ron Hunt** in 1970 (26).

#10 CASEY SCHMITT ▶ IF

Yesterday: -- **Hit Streak:** -3 (0x9)
LAD Series: 0x9, 3bb, 3k (3g) **Last HR:** 9/15 at ARI
Road Trip: 3x16, 2r, hr, rbi, 3bb, 4k (5g)

▶ Is 3x26 (.115) in his past eight games.
▶ Is batting .254 (17x67) with five HRs and 31 RBI w/RISP.
▶ Has a .770 OPS against RHPs with 10 homers and a .565 OPS vs. LHP with one homer.
▶ Has made 82 starts (12 at 1st, 46 at 2B, 22 at 3rd, 1 at SS, 1 at DH).

GIANTS RUN INFORMATION										
Team	1	2	3	4	5	6	7	8	9	10+
Giants	88	65	70	71	80	99	63	52	55	28
Opponents	71	74	79	67	104	94	55	52	49	14

WALK-OFF WINS (11)		
Player	Date	Play Result
Willy Adames	4/4 vs. SEA	Single
Wilmer Flores	4/6 vs. SEA	Single
Mike Yastrzemski	4/9 vs. CIN	Home Run
Patrick Bailey	4/26 vs. TEX	Single
Heliot Ramos	4/27 vs. TEX	Single
Wilmer Flores	5/17 vs. ATH	Walk
Tyler Fitzgerald	6/6 vs. ATL	Wild Pitch
Matt Chapman	6/7 vs. ATL	Home Run
Patrick Bailey	7/8 vs. PHI	Home Run
Jung Hoo Lee	8/28 vs. CHC	Single
Patrick Bailey	9/12 vs. LAD	Home Run

WALK-OFF LOSSES (6)		
Player	Date	Play Result
Jo Adell	4/20 at LAA	Double
DaShawn Keirse y Jr.	5/11 at MIN	Single
Orlando Arcia	6/12 at COL	Single
Isiah Kiner-Falefa	8/4 at PIT	Fielder's Choice
William Contreras	8/22 at MIL	Home Run
Jordan Walker	9/6 at STL	Double

CAREER GAME-ENDING HITS & WALK-OFF RBI		
Player	Hits (Last)	RBI (last)
Adames	6 (4/4/25 vs. SEA, 1B)	6 (4/4/25 vs. SEA, 1B)
Bailey	6 (9/12/25 vs. LAD, GSHR)	6 (9/12/25 vs. LAD, GSHR)
Chapman	4 (6/7/25 vs. ATL, HR)	4 (6/7/25 vs. ATL, HR)
Devers	5 (5/24/25 vs. BAL)	5 (5/24/25 vs. BAL)
Encarnacion	--	--
Flores	9 (4/6/25 vs. SEA, 1B)	14 (5/17/25 vs. ATH, BB)
Knizner	--	--
Koss	--	--
Lee	1 (8/28/25 vs. CHC, 1B)	1 (8/28/25 vs. CHC, 1B)
Ramos	--	--
Smith	2 (6/25/21 vs. PHI, 1B)	2 (6/25/21 vs. PHI, 1B)

GIANTS CAREER MILESTONES TRACKER			
Player	Stat	Total	Approaching
Adames	Doubles	193	200
Bivens	Strikeouts	94	100
Buttó	Games	93	100
Chapman	Hits	997	1,000
Devers	Doubles	286	300
Knizner	RBI	88	100
Ramos	Walks	94	100
Webb	Strikeouts	981	1,000

CATCHER'S LOG					
Catcher	Inn	CS	SB	CS%	PB
Patrick Bailey	990.2	26	58	31.0%	8
Andrew Knizner	210.0	4	14	22.2%	0
Sam Huff	148.1	7	17	29.2%	1
Logan Porter	21.2	0	0	-	0
Total	1370.2	37	89	29.4%	9

OUTFIELD ASSISTS (23)	
Player	Total
Mike Yastrzemski	9
Jung Hoo Lee	7
Heliot Ramos	5
Jerar Encarnacion	1
Drew Gilbert	1

2025 INSTANT REPLAY INFORMATION				
Team	Challenges	Won	Lost	Rate
Giants	44	25	19	57%
Opponents	41	24	17	59%

GIANTS EJECTIONS (7)		
Date	Player/Coach	Umpire
5/11 @ MIN	Bob Melvin	Ramon De Jesus
5/27 @ DET	Bob Melvin	Tony Randazzo
6/30 @ AZ	Bob Melvin	Quinn Wolcott
7/20 @ TOR	Justin Verlander	Chad Whitson
9/2 @ COL	Matt Chapman	Phil Cuzzi
9/2 @ COL	Willy Adames	Phil Cuzzi
9/3 @ COL	Bob Melvin	Dan Bellino

2025 GIANTS RECORD WHEN...			
Overall.....	77-79	Series Opener at Home.....	11-13
Home.....	38-37	Series Opener on Road.....	13-13
Road.....	39-42	By Series.....	24-23-3
Day.....	32-33	By Home Series.....	11-12-1
Night.....	45-46	By Road Series.....	13-11-2
Current Streak.....	W1	Rubber Games.....	13-9
Last 5 Games.....	2-3	Sweeps/Were Swept.....	6-8
Last 10 Games.....	3-7	Scored First.....	52-30
March.....	3-1	Opponent Scored First.....	25-49
April.....	16-11	1-run games.....	26-28
May.....	13-14	1 or 2 run games.....	39-48
June.....	13-14	Comeback Wins.....	36-36
July.....	9-15	Last AB Wins.....	22-13
August.....	14-14	Walkoff Wins.....	11-7
September.....	9-10	Extra Innings.....	9-6
Vs. LHSP.....	16-28	Led After 6.....	54-9
Vs. RHSP.....	61-51	Led After 7.....	56-7
Series Opener.....	24-26	Led After 8.....	60-5
Tied After 6.....	10-11	Hit 2+ HR.....	35-8
Tied After 7.....	9-8	Scored 3 or Fewer Runs.....	17-54
Tied After 8.....	11-5	Scored 4 or More Runs.....	60-25
Behind After 6.....	12-59	Scored 5 or More Runs.....	48-15
Behind After 7.....	11-64	Allowed 3 or Fewer Runs.....	55-24
Behind After 8.....	5-69	Allowed 4 or More Runs.....	22-55
Division Games.....	21-28	Allowed 5 or More Runs.....	14-46
Vs. Other Divisions.....	56-51	More Hits than Opponent.....	44-15
Vs. A.L. Teams.....	24-24	Fewer Hits than Opponent.....	27-60
Vs. N.L. Teams.....	53-55	Committed No Errors.....	51-35
Vs. A.L. East.....	7-8	Committed 1 or More Errors.....	26-44
Vs. A.L. Central.....	3-12	Before All-star Game.....	52-45
Vs. A.L. West.....	14-4	After All-star Game.....	25-34
Vs. N.L. East.....	16-15	Starter Goes at least 5 inn.....	64-43
Vs. N.L. Central.....	16-12	Starter Goes at least 6 inn.....	34-30
Vs. N.L. West.....	21-28	Starter Goes at least 7 inn.....	15-8
Hit 0 HR.....	19-36		
Hit 1+ HR.....	58-43		

HOME RUN BREAKDOWNS

Player	Total	RUNNERS ON				SPLITS				SCORE			STATCAST MAX			
		0	1	2	3	vL	vR	Home	Away	Tied Game	Go Ahead	Team W-L	EV (mph)	Distance (ft)	Bat Speed (mph)	Last HR
Willy Adames	28	21	6	1	-	10	18	11	17	2	12	14-10	108.8	452	76.3	9/9 vs. AZ
Patrick Bailey	6	3	1	1	1	1	5	5	1	-	2	5-1	106.5	414	75.6	9/12 vs. LAD
Matt Chapman	21	9	10	1	1	3	18	12	9	1	5	14-5	110.7	450	83.3	9/8 vs. AZ
Rafael Devers	17	11	3	3	-	4	13	8	9	1	8	10-5	114.5	438	81.2	9/20 @ LAD
Bryce Eldridge	-	-	-	-	-	-	-	-	-	-	-	-	-	-	-	-
Jerar Encarnacion	2	2	-	-	-	1	1	-	2	1	-	2-0	111.4	442	79.0	8/6 @ PIT
Wilmer Flores	16	7	4	4	1	6	10	7	9	2	7	11-3	106.8	413	70.3	9/16 @ AZ
Drew Gilbert	3	2	1	-	-	-	3	1	2	-	-	3-0	109.8	407	73.8	9/3 @ COL
Andrew Knizner	1	1	-	-	-	1	-	-	1	-	-	1-0	106.5	397	73.5	6/13 @ LAD
Christian Koss	3	-	2	-	1	-	3	2	1	-	2	2-1	107.6	419	77.1	8/5 @ PIT
Jung Hoo Lee	8	2	3	3	-	3	5	3	5	-	3	5-2	105.4	406	78.1	9/8 vs. AZ
Grant McCray	-	-	-	-	-	-	-	-	-	-	-	-	-	-	-	-
Heliot Ramos	18	11	7	-	-	5	13	8	10	-	8	9-9	112.8	435	81.2	9/19 @ LAD
Casey Schmitt	11	6	1	2	2	1	10	2	9	1	1	8-3	111.6	423	81.4	9/15 @ AZ
Team Totals	164	92	47	19	6	43	121	71	93	-	-	-	114.5	452	83.3	-
Opponent Totals	136	81	44	10	1	36	100	74	62	-	-	-	115.4	484	85.6	-

2-HOMER GAMES (10)

Player (Career)	Date
Jung Hoo Lee (1)	4/13 @ NYY
Willy Adames (8)	5/4 vs. COL
Wilmer Flores (10)	5/16 vs. ATH
Willy Adames (9)	7/19 at TOR
Rafael Devers (20)	7/23 at ATL
Matt Chapman (13)	7/27 vs. NYM
Willy Adames (10)	8/22 at MIL
Rafael Devers (21)	8/27 vs. CHC
Willy Adames (11)	8/28 vs. CHC
Matt Chapman (14)	9/3 at COL

3-HOMER GAMES (1)

Player (Career)	Date
Wilmer Flores (1)	5/16 vs. ATH

GRAND SLAMS (6)

Player (Career)	Date
Matt Chapman (3)	5/3 vs. COL
Wilmer Flores (7)	5/16 vs. ATH
Christian Koss (1)	5/13 vs. AZ
Casey Schmitt (1)	6/13 @ LAD
Casey Schmitt (2)	6/14 @ LAD
Patrick Bailey (1)	9/12 vs. LAD (wo)

LEADOFF HOME RUNS (7)

Player (Career)	Date
Heliot Ramos (1)	5/1 vs. COL
Heliot Ramos (2)	5/18 vs. ATH
Mike Yastrzemski (6)	6/25 vs. MIA
Mike Yastrzemski (7)	7/2 at AZ
Heliot Ramos (3)	8/18 at SD
Jung Hoo Lee (2)	8/19 at SD
Heliot Ramos (4)	9/19 at LAD

WALK-OFF HOME RUNS (4)

Player (Career)	Date
Mike Yastrzemski (5)	4/9 vs. CIN
Matt Chapman (3)	6/7 vs. ATL
Patrick Bailey (3)	7/8 vs. PHI (IP)
Patrick Bailey (4)	9/12 vs. LAD (GS)

BACK-TO-BACK HOMERS (4)

Player	Date
Gilbert/Fitzgerald	8/17 vs. TB
Ramos/Devers	8/18 at SD
Devers/Adames	8/21 at SD
Devers/Adames	9/5 at STL

SPLASH HIT HOME RUNS (2)

Player (Career)	Date
Mike Yastrzemski (7)	4/9 vs. CIN (10th)
Dominic Smith (1)	8/29 vs. BAL (4th)

PINCH-HIT HOMERS (3)

Player (Career)	Date
LaMonte Wade Jr. (2)	4/2 @ HOU
Daniel Johnson (2)	6/15 @ LAD
Luis Matos (1)	7/13 vs. LAD

INSIDE-THE-PARK HOMERS (1)

Player (Career)	Date
Patrick Bailey (1)	7/8 vs. PHI (WO)

TOP-5 HR BY EXIT VELOCITY (MPH)

PLAYER	STAT	DATE
Rafael Devers	114.5	9/1 @ COL
Heliot Ramos	112.8	5/1 vs. COL
Casey Schmitt	111.6	6/22 vs. BOS
Heliot Ramos	111.4	5/28 @ DET
Jerar Encarnacion	111.4	8/6 @ PIT

TOP-5 HR BY DISTANCE (FT)

PLAYER	STAT	DATE
Willy Adames	452	6/11 @ COL
Matt Chapman	450	9/3 @ COL
Jerar Encarnacion	442	8/6 @ PIT
Willy Adames	439	6/10 @ COL
Rafael Devers	438	6/26 vs. MIA

TOP-5 HR BY BAT SPEED (MPH)

PLAYER	STAT	DATE
Matt Chapman	83.3	4/17 @ PHI
Sam Huff	82.9	4/20 @ LAA
Casey Schmitt	81.4	6/22 vs. BOS
Heliot Ramos	81.2	8/18 @ SD
Rafael Devers	81.2	8/9 vs. WSH

DAY-BY-DAY

	GM	Date	D/N	OPP	W/L	SCORE	W-L-SV	RECORD	POS	GB/GA	ATT		GM	Date	D/N	OPP	W/L	SCORE	W-L-SV	RECORD	POS	GB/GA	ATT
1	3/27	D	at CIN	W	6-4	Rogers-Gibaut-Walker	1-0	T2	-1.0	43,876*		98	7/18	N	at TOR	L	0-4	Bassitt-Verlander	52-46	3	-6.0	41,339*	
	3/28	Off Day										99	7/19	D	at TOR	L	3-6	Lauer-Webb-Hoffman	52-47	3	-6.0	42,015*	
2	3/29	D	at CIN	L	2-3	Lodolo-Bivens-Pagan	1-1	T3	-2.5	40,200		100	7/20	D	at TOR	L	6-8	Berrios-Ray-Rodriguez	52-48	3	-6.0	41,693*	
3	3/30	D	at CIN	W	6-3	Ray-Martinez-Doval	2-1	3	-2.0	14,089		101	7/21	N	at ATL	L	5-9	Elder-Birdsong	52-49	3	-7.0	34,857	
4	3/31	N	at HOU	W	7-2	Hicks-Blanco	3-1	3	-2.0	28,324		102	7/22	N	at ATL	W	9-0	Roupp-Daniel	53-49	3	-6.0	36,433	
5	4/1	N	at HOU	W	3-1	Webb-Wesneski-Walker	4-1	3	-2.0	30,314		103	7/23	D	at ATL	W	9-3	Verlander-Strider	54-49	3	-6.0	33,352	
6	4/2	D	at HOU	W	6-3	Rodriguez-Valdez-Doval	5-1	3	-2.0	24,114			7/24	Off Day									
	4/3	Off Day										104	7/25	N	NYM	L	1-8	Holmes-Webb	54-50	3	-7.0	41,163*	
7	4/4	D	SEA	W	10-9 (11)	Bivens-Vargas	6-1	3	-1.0	40,865*		105	7/26	N	NYM	L	1-2	Peterson-Ray-Diaz	54-51	3	-7.0	39,029	
8	4/5	N	SEA	W	4-1	Ray-Miller-Walker	7-1	2	-1.0	40,886*		106	7/27	D	NYM	L	3-5	Butto-Rodriguez-Diaz	54-52	3	-7.0	40,124*	
9	4/6	D	SEA	W	5-4	Doval-Santos	8-1	1	--	41,060*		107	7/28	N	PIT	L	5-6	Ramirez-Seymour-Bednar	54-53	3	-8.0	35,572	
10	4/7	N	CIN	L	0-2	Greene-Doval-Santillan	8-2	2	-0.5	30,138		108	7/29	N	PIT	L	1-3	Ashcraft-Rogers-Santana	54-54	3	-9.0	38,142	
11	4/8	N	CIN	L	0-1	Lodolo-Roupp-Pagán	8-3	2	-0.5	30,261		109	7/30	D	PIT	L	1-2 (10)	Mattson-Walker	54-55	3	-9.0	38,144	
12	4/9	D	CIN	W	8-6 (10)	Miller-Pagán	9-3	2	-0.5	35,186			7/31	Off Day									
	4/10	Off Day										110	8/1	N	at NYM	W	4-3 (10)	Walker-Diaz-Rodriguez	55-55	3	-9.0	42,777*	
13	4/11	N	at NYY	W	9-1 (6)	Ray-Stroman	10-3	2	-0.5	35,286		111	8/2	D	at NYM	L	6-12	Garrett-Teng	55-56	3	-9.0	43,455*	
14	4/12	D	at NYY	L	4-8	Warren-Hicks	10-4	2	-1.5	35,455		112	8/3	D	at NYM	W	12-4	Whisenhunt-Montas	56-56	3	-9.0	42,876*	
15	4/13	D	at NYY	W	5-4	Webb-Rodón-Walker	11-4	2	-1.5	36,449		113	8/4	N	at PIT	L	4-5	Moreta-Rodriguez	56-57	3	-9.0	13,921	
16	4/14	N	at PHI	W	10-4	Roupp-Walker	12-4	2	-1.5	40,636		114	8/5	N	at PIT	W	8-1	Webb-Burrows	57-57	3	-9.0	18,421	
17	4/15	N	at PHI	L	4-6	Kerkring-Verlander-Strahm	12-5	2	-1.5	38,119		115	8/6	D	at PIT	W	4-2	Walker-Santana-Rodriguez	58-57	3	-8.0	14,005	
18	4/16	N	at PHI	W	11-4	Trivino-Nola	13-5	2	-1.5	38,532			8/7	Off Day									
19	4/17	D	at PHI	L	4-6	Sanchez-Hicks-Alvarado	13-6	3	-2.0	41,321		116	8/8	N	WSH	W	5-0	Teng-Irvin	59-57	3	-8.0	38,679	
20	4/18	N	at LAA	L	0-2	Anderson-Webb-Jansen	13-7	3	-2.0	43,912*		117	8/9	D	WSH	L	2-4	Lord-Whisenhunt-Ferrer	59-58	3	-9.0	38,742	
21	4/19	N	at LAA	W	3-2	Roupp-Hendricks-Walker	14-7	3	-1.0	44,374*		118	8/10	D	WSH	L	0-8	Gore-Verlander	59-59	3	-9.0	40,089*	
22	4/20	D	at LAA	L	4-5	Darrell-Hicks-Walker	14-8	3	-2.0	36,026		119	8/11	N	SD	L	1-4	Darvish-Webb-Suarez	59-60	3	-9.0	31,018	
23	4/21	N	MIL	W	5-2	Birdsong-Anderson-Doval	15-8	3	-1.0	31,758		120	8/12	N	SD	L	1-5	Adam-Ray	59-61	3	-9.0	35,186	
24	4/22	N	MIL	L	3-11	Quintana-Hicks	15-9	3	-2.0	28,573		121	8/13	D	SD	L	1-11	Pivetta-Teng	59-62	T3	-10.0	35,080	
25	4/23	N	MIL	W	4-2	Webb-Peralta-Doval	16-9	T2	-1.0	29,049			8/14	Off Day									
26	4/24	D	MIL	W	6-5	Rogers-Alexander-Doval	17-9	2	-0.5	28,592		122	8/15	N	TB	L	6-7	Fairbanks-Rodriguez	59-63	4	-10.0	34,172	
27	4/25	N	TEX	L	0-2	Eovaldi-Verlander-Jackson	17-10	2	-0.5	40,080*		123	8/16	N	TB	L	1-2	Uceta-Buttó-Fairbanks	59-64	4	-11.0	35,070	
28	4/26	D	TEX	W	3-2	Walker-J. Webb	18-10	1	0.5	40,153*		124	8/17	D	TB	W	7-1	Webb-Pepiot	60-64	4	-11.0	38,876	
29	4/27	D	TEX	W	3-2	Doval-Jackson	19-10	1	0.5	40,118*		125	8/18	N	at SD	W	4-3	Ray-Cortes-Rodriguez	61-64	4	-10.0	42,730*	
	4/28	Off Day										126	8/19	N	at SD	L	1-5	Pivetta-Teng	61-65	4	-11.0	40,624*	
30	4/29	N	at SD	L	4-7	Pivetta-Webb-Suarez	19-11	2	-1.0	47,345*		127	8/20	N	at SD	L	1-8	Sears-Roupp	61-66	4	-11.0	42,589*	
31	4/30	D	at SD	L	3-5	King-Roupp-Suarez	19-12	3	-2.0	37,698		128	8/21	D	at SD	L	4-8	Cease-Verlander	61-67	4	-12.0	39,156	
32	5/1	N	COL	L	3-4	Chivilli-Rogers-Agnos	19-13	3	-2.5	27,198		129	8/22	N	at MIL	L	4-5	Megill-Rodriguez	61-68	4	-12.0	41,716*	
33	5/2	N	COL	W	4-0	Ray-Senzatella	20-13	3	-2.5	35,036		130	8/23	N	at MIL	W	7-1	Webb-Anderson	62-68	4	-12.0	41,034*	
34	5/3	D	COL	W	6-3	Rodriguez-Bird-Walker	21-13	3	-2.5	40,049*		131	8/24	D	at MIL	W	4-3	Buttó-Megill-Walker	63-68	4	-11.0	42,053*	
35	5/4	D	COL	W	9-3	Webb-Márquez	22-13	3	-1.5	41,087*			8/25	Off Day									
36	5/5	N	at CHC	L	2-9	Boyd-Roupp	22-14	3	-2.5	36,834		132	8/26	N	CHC	W	5-2	Verlander-Boyd-Walker	64-68	3	-11.5	35,060	
37	5/6	N	at CHC	W	14-5 (11)	Miller-Pressly	23-14	3	-1.5	37,303		133	8/27	N	CHC	W	12-3	Whisenhunt-Rea	65-68	3	-11.5	30,457	
38	5/7	D	at CHC	W	3-1	Ray-Brown-Walker	24-14	3	-1.5	31,889		134	8/28	D	CHC	W	4-3	Walker-Palencia	66-68	3	-11.0	32,187	
	5/8	Off Day										135	8/29	N	BAL	W	15-8	Bivens-Kremer	67-68	3	-10.0	40,043*	
39	5/9	N	at MIN	L	1-3	Paddack-Hicks-Coulombe	24-15	3	-2.0	21,744		136	8/30	D	BAL	L	1-11	Rogers-Seymour	67-69	4	-10.0	37,711	
40	5/10	N	at MIN	L	1-2	Ryan-Webb-Duran	24-16	3	-2.0	23,813		137	8/31	D	BAL	W	13-2	Verlander- Sugano-Bivens	68-69	3	-10.0	39,220	
41	5/11	D	at MIN	L	6-7 (10)	Duran-Walker	24-17	3	-3.0	23,551		138	9/1	D	at COL	W	8-2	Teng-Dollander	69-69	3	-9.5	28,805	
42	5/12	N	AZ	L	1-2	Kelly-Verlander-S. Miller	24-18	3	-3.5	27,387		139	9/2	N	at COL	W	7-4	Webb-Freeland-Walker	70-69	3	-8.5	18,934	
43	5/13	N	AZ	W	10-6	Ray-Pfaadt	25-18	3	-2.5	30,960		140	9/3	N	at COL	W	10-8	Peguero-Peralta-Walker	71-69	3	-7.5	19,802	
44	5/14	D	AZ	L	7-8	Thompson-Hicks-Miller	25-19	3	-3.5	30,078			9/4	Off Day			</						

HIGHS & LOWS

TEAM BATTING	
Most At-Bats, Game	49, 4/4 vs. SEA
Most Plate Appearances, Game	56, 4/4 vs. SEA
Most Runs, Game	15, 8/29 vs. BAL
Most Runs, Inning	9, 5/6 @ CHC
Most Hits, Game	18, 2x, last: 9/5 @ STL
Most Hits, Inning	6, 2x, last: 8/31 vs. BAL
Fewest Hits, Game	1, 9/18 @ LAD
Most Doubles, Game	5, 2x, last: 8/15 vs. TB
Most Triples, Game	2, 2x, last: 7/11 vs. LAD
Most Extra-Base Hits, Game	8, 4/9 vs. CIN
Most Home Runs, Game	5, 9/8 vs. AZ
Most Home Runs, Inning	3, 8/18 @ SD
Most Total Bases, Game	29, 2x, last: 9/8 vs. AZ
Most RBI, Game	14, 2x, last: 8/29 vs. BAL
Most Stolen Bases, Game	4, 2x, last: 6/1 @ MIA
Most Caught Stealing, Game	2, 4/21 vs. MIL
Most Walks, Game	11, 4/11 @ NYY
Most Hit-By-Pitch, Game	3, 2x, last: 7/5 @ ATH
Most Strikeouts, Game	17, 3/27 @ CIN
Most Sac Hits, Game	2, 3x, last: 7/30 vs. PIT
Most Sac Flies, Game	2, 11x, last: 8/31 vs. BAL
Most GDP, Game	3, 6x, last: 8/21 @ SD
Most Left On Base, Game	16, 4/4 vs. SEA

TEAM PITCHING	
Most Innings Pitched, Game	11.0, 4x, last: 9/17 @ AZ
Most Runs Allowed, Game	13, 2x, last: 9/13 vs. LAD
Most Runs Allowed, Inning	8, 4/22 vs. MIL
Fewest Runs Allowed, Game	0, 6x, last: 8/8 vs. WSH
Most Hits Allowed, Game	18, 9/14 vs. LAD
Most Hits Allowed, Inning	7, 7/9 vs. PHI
Fewest Hits Allowed, Game	2, 2x, last: 6/13 @ LAD
Most Earned Runs Allowed, Game	13, 9/13 vs. LAD
Most Doubles Allowed, Game	6, 2x, last: 7/27 vs. NYM
Most Triples Allowed, Game	3, 5/4 vs. COL
Most Home Runs Allowed, Game	4, 4x, last: 9/20 @ LAD
Most Stolen Bases Allowed, Game	3, 7x, last: 8/9 vs. WSH
Most Walks Allowed, Game	10, 6/14 @ LAD
Fewest Walks Allowed, Game	0, 9x, last: 9/1 @ COL
Most Hit-By-Pitch, Game	3, 9/20 @ LAD
Most Strikeouts, Game	16, 2x, last: 5/28 @ DET

TEAM FIELDING	
Most Errors, Game	4, 5/5 @ CHC
Most Double Plays Turned, Game	3, 5x, last: 9/1 @ COL

TEAM MISCELLANEOUS	
Longest Game, Innings	11, 4x, last: 9/17 @ AZ
Longest Game, Time (9 Innings)	3:15, 9/13 vs. LAD
Longest Game, Time (Extra Innings)	4:03, 4/4 vs. SEA
Shortest Game, Time	1:52, 5/24 @ WSH
Largest Home Crowd	41,163, 7/25 vs. NYM
Smallest Home Crowd	26,699, 9/8 vs. AZ
Largest Road Crowd	53,980, 6/15 @ LAD
Smallest Road Crowd	10,361, 5/30 @ MIA
Largest Winning Margin	11, 8/31 vs. BAL
Largest Losing Margin	-13, 7/9 vs. PHI
Largest Comeback Win	5, 2x, last: 6/4 vs. SD
Largest Lead Blown In Loss	5, 6/12 @ COL
Most Games Under .500	7, 1x, last: 8/22 (61-68)
Most Games Over .500	12, 2x, last: 6/13 (41-29)

INDIVIDUAL BATTING	
Most At-Bats	7, Willy Adames, 4/4 vs. SEA
Most Plate Appearances	7, 2x, last: Willy Adames, 4/4 vs. SEA
Most Runs	4, Rafael Devers, 8/27 vs. CHC
Most Hits	4, 10x, last: Jung Hoo Lee, 9/5 @ STL
Most Doubles	2, 13x, last: Dominic Smith, 9/5 @ STL
Most Triples	1, 26x, last: Jung Hoo Lee, 9/5 @ STL
Most Extra-Base Hits	3, 7x, last: Matt Chapman, 9/3 @ COL
Most Home Runs	3, Wilmer Flores, 5/16 vs. ATH
Most Total Bases	12, Wilmer Flores, 5/16 vs. ATH
Most RBI	8, Wilmer Flores, 5/16 vs. ATH
Most Stolen Bases	2, 2x, last: Heliot Ramos, 6/1 @ MIA
Most Caught Stealing	1, 22x, last: Matt Chapman, 9/18 @ LAD
Most Walks	3, 5x, last: Willy Adames, 7/22 @ ATL
Most Hit-By-Pitch	1, 51x, last: Bryce Eldridge, 9/21 @ LAD
Most Strikeouts	4, 7x, last: Rafael Devers, 9/19 @ LAD
Most Sac Hits	2, 2x, last: Tyler Fitzgerald, 6/22 vs. BOS
Most Sac Flies	2, 2x, last: Dominic Smith, 6/6 vs. ATL
Most GDP	2, 5x, last: Heliot Ramos, 9/17 @ AZ
Most Left On Base	8, Matt Chapman, 7/6 @ ATH

INDIVIDUAL PITCHING	
Most Innings Pitched	9.0, Robbie Ray, 7/3 @ AZ
Most Runs Allowed	7, 4x, last: Justin Verlander, 8/21 @ SD
Most Hits Allowed	11, 2x, last: Justin Verlander, 8/10 vs. WSH
Fewest Hits Allowed, Complete Game	3, Robbie Ray, 7/3 @ AZ
Most Earned Runs Allowed	7, 2x, last: Hayden Birdsong, 6/26 vs. MIA
Most Home Runs Allowed	3, 3x, last: Robbie Ray, 9/19 @ LAD
Most Walks Allowed	5, 9x, last: Kai-Wei Teng, 9/7 @ STL
Most Hit-By-Pitch	3, Kai-Wei Teng, 9/20 @ LAD
Most Strikeouts, Reliever	6, Tristan Beck, 8/30 vs. BAL
Most Strikeouts	12, Logan Webb, 4/18 @ LAA

THE LAST TIME...

FOR THE GIANTS	
HITTING:	
Hit for the Cycle	Pablo Sandoval, Sept. 15, 2011 at COL
Grand Slam	Patrick Bailey, September 12, 2025 vs. LAD (10th)
Inside-the-Park Home Run	Patrick Bailey, July 8, 2025 vs. PHI (9th) (WO)
Homers from both sides of plate	Pablo Sandoval, Sept. 20, 2012 vs. COL
Pinch-Hit Home Run	Luis Matos, July 13, 2025 vs. LAD (9th)
Pinch-Hit Grand Slam	J.D. Davis, June 17, 2023 at LAD (7th)
Home Run in first ML at-bat	Brett Pill, September. 6, 2011 at SD
Leadoff Home Run	Heliot Ramos, September 19, 2025 at LAD
Walk-off Home Run	Patrick Bailey, September 12, 2025 vs. LAD (10th)
Walk-off Grand Slam	Patrick Bailey, September 12, 2025 vs. LAD (10th)
Consecutive Walk-off Wins	April 26-27, 2025 vs. TEX
Five-Hit Game	Alex Dickerson, Sept. 1, 2020 at COL
Six-Hit Game	Andrew McCutchen, April 7, 2018 vs. LAD
Seven-Hit Game	Brandon Crawford, Aug. 8, 2016 at MIA
Two Hits, One Inning	Heliot Ramos, May 6, 2025 at CHC (11th)
Two Home Runs, One Inning	Pablo Sandoval, Sept. 18, 2011 at COL (4th)
Two Home Runs, Game	Matt Chapman, September 3, 2025 at COL
Three Home Run Game	Wilmer Flores, May 16, 2025 vs. ATH
Four Home Run Game	Willie Mays, April 30, 1961 at MIL
Back-to-Back HRs	Rafael Devers/Willy Adames, September 5, 2025 at STL (1st)
Three Consecutive HRs	Flores/Haniger/Davis, September 8, 2023 vs. COL (6th)
Three Home Runs, One Inning	September 8, 2024 at SD (6th)
Four Home Runs, One Inning	April 3, 2023 at CWS (5th)
Five Home Runs, One Inning	Aug. 23, 1961 at CIN (9th)
"Splash Home Run"	Dominic Smith, August 29, 2025 vs. BAL (4th)
Walk-Off "Splash Hit" Homer	Mike Yastrzemski, April 9, 2025 vs. CIN (10th)
Total Number of Giants "Splash HR's"	107

PITCHING:	
A Perfect Game	Matt Cain, June 13, 2012 vs. HOU
No-Hitter	Blake Snell, August 2, 2024 at CIN
No-Hitter at Home	Tim Lincecum, June 25, 2014 vs. SD
CG, One-Hitter	Alex Cobb, August 29, 2023 vs. CIN
10+ Innings Pitched	Mike LaCoss, Aug. 16, 1987 vs. LA
15+ Strikeouts	Blake Snell, July 27, 2024 vs. COL (15) (G1)
Complete Game Shutout	Blake Snell, August 2, 2024 at CIN
Back-to-Back CG Victories	Webb/Snell, July 31-Aug 2, 2024 (vs. OAK/at CIN)
Back-to-Back Individual SHO Victories ..	Webb/Snell, July 31-Aug 2, 2024 (vs. OAK/at CIN)
Back-to-Back-to-Back Shutouts (Team) ..	May 19-21, 2015 vs. LAD

MISCELLANEOUS:	
Turn a Triple Play	May 30, 2008 vs. SD
Hit Into a Triple Play	Brandon Crawford, July 29, 2016 vs. WAS
Position Player Pitching	Christian Koss, August 30, 2025 vs. BAL (9th)
Three-or-more Steals, One Game	Tyler Fitzgerald, Aug. 8, 2024 at WSH
Straight Steal of Home	Omar Vizquel, June 13, 2008 vs. OAK (2nd)

AGAINST THE GIANTS	
HITTING:	
Hit for the Cycle	Eddie Rosario (ATL), Sept. 19, 2021 at SF
Grand Slam	Christian Yelich, April 22, 2025 vs. MIL (6th)
Inside-the-Park Home Run	Stuart Fairchild, May 10, 2024 vs. CIN (8th)
HRs from both sides of plate	Lance Berkman, April 13, 2006 vs. HOU
Pinch-Hit Home Run	Ryan O'Hearn, August 18, 2025 at SD (7th)
Pinch-Hit Grand Slam	Ty Kelly, Aug. 19, 2017 vs. PHI
Home Run in first ML at-bat	Adam Wainwright, May 24, 2006 vs. STL
Leadoff Home Run	Geraldo Perdomo, September 10, 2025 vs. ARI
Walk-off Home Run	William Contreras, August 22, 2025 at MIL (9th)
Walk-off Grand Slam	Howie Kendrick, Aug. 13, 2017 (GM 2) at WAS
Home Run by a Pitcher	Jake Arrieta, June 3, 2018 vs. PHI
Five-Hit Game	Nelson Cruz, April 29, 2023 at SD * (CDMX)
Six-Hit Game	Rondell White, June 11, 1995 vs. MON
Seven-Hit Game	None
Two Hits, One Inning	Jake Bauers, April 22, 2025 vs. MIL (6th)
Two Home Runs, One Inning	Mike Lansing, May 7, 1997 vs. MON
Two Home Runs, Game	Shohei Ohtani, June 15, 2025 at LAD
Three Home Run Game	Jack Suwinski, June 19, 2022 at PIT
Four Home Run Game	None
Back-to-Back HR	RPaul DeJong/Josh Bell, August 9, 2025 vs. WSH (3rd)
Back-to-Back HR to lead off game	Mookie Betts/Max Muncy, June 28, 2021 at LAD
Three Consecutive HRs	Suárez/Winker/Dietrich, May 5, 2019 at CIN (1st)
Three Home Runs, One Inning	July 1, 2023 at NYM (3rd)
Four Home Runs, One Inning	May 20, 2001 at ATL (7th)
Five Home Runs, One Inning	None
"Splash Home Run"	Ronny Mauricio, July 27, 2025 vs. NYM (7th)
Total Number of "Splash HR's"	66

PITCHING:	
A Perfect Game	None
No-Hitter	Homer Bailey, July 2, 2013 at CIN
No-Hitter at SF	Kevin Brown, June 10, 1997 at SF
CG, One-Hitter	Germán Márquez, April 14, 2019 vs. COL
10+ Innings Pitched	Cliff Lee, April 18, 2012 vs. PHI (10)
15+ Strikeouts	Clayton Kershaw, Sept. 2, 2015 at LAD
Complete Game Shutout	Logan Gilbert, July 4, 2023 vs. SEA
Back-to-Back CG Wins	Kershaw/Rusin, Sept. 2-3, 2015 at LAD/at COL
Back-to-Back-Back Shutouts (Team)	April 7-8, 2025 (vs. CIN)

MISCELLANEOUS:	
Turn a Triple Play	(WAS), July 29, 2016 at AT&T Park (8th)
Hit Into a Triple Play	(SD), May 30, 2004 at AT&T Park (8th)
Position Player Pitching	Alex Jackson , August 31, 2025 vs. BAL (8th)
Three-or-more Steals, One Game	Dylan Moore, August 25, 2024 at SEA
Straight Steal of Home	Paul Lo Duca (LAD), June 24, 2004 at AT&T Park (4th)

CARDINALS PITCHERS VS. GIANTS

STATS UPDATED THROUGH SEPTEMBER 21, 2025 AND INCLUDE REGULAR & POSTSEASON STATS

vs. Jorge Alcala

Career	BA	OBP	SLG	AB	H	2B	3B	HR	BB	K
Willy Adames	1.000	1.000	1.000	1	1	0	0	0	0	0
Matt Chapman	.000	.000	.000	1	0	0	0	0	0	1
Rafael Devers	.667	.667	1.667	3	2	0	0	1	0	0
Andrew Knizner	.000	.000	.000	1	0	0	0	0	0	0

vs. Ryan Fernandez

Career	BA	OBP	SLG	AB	H	2B	3B	HR	BB	K
Willy Adames	.000	.500	.000	1	0	0	0	0	1	1
Patrick Bailey	.500	.500	.500	2	1	0	0	0	0	0
Matt Chapman	1.000	1.000	1.000	2	2	0	0	0	0	0
Rafael Devers	1.000	1.000	4.000	1	1	0	0	1	0	0
Drew Gilbert	.000	.000	.000	1	0	0	0	0	0	0
Jung Hoo Lee	1.000	1.000	3.000	1	1	0	1	0	0	0
Heliot Ramos	.000	.000	.000	2	0	0	0	0	0	0
Casey Schmitt	1.000	1.000	1.000	1	1	0	0	0	0	0

vs. Gordon Graceffo

Career	BA	OBP	SLG	AB	H	2B	3B	HR	BB	K
Willy Adames	.000	.000	.000	1	0	0	0	0	0	0
Patrick Bailey	1.000	1.000	1.000	1	1	0	0	0	0	0
Matt Chapman	.000	.000	.000	1	0	0	0	0	0	0
Rafael Devers	1.000	1.000	2.000	2	2	2	0	0	1	0
Drew Gilbert	1.000	1.000	1.000	1	1	0	0	0	0	0
Jung Hoo Lee	1.000	1.000	1.000	1	1	0	0	0	0	0
Heliot Ramos	.000	.000	.000	1	0	0	0	0	0	0
Casey Schmitt	.000	.000	.000	1	0	0	0	0	0	1

vs. John King

Career	BA	OBP	SLG	AB	H	2B	3B	HR	BB	K
Willy Adames	.000	.500	.000	1	0	0	0	0	1	1
Patrick Bailey	1.000	1.000	1.000	1	1	0	0	0	1	0
Matt Chapman	.000	.250	.000	3	0	0	0	0	1	0
Rafael Devers	.333	.333	.333	6	2	0	0	0	0	0
Wilmer Flores	.000	.500	.000	1	0	0	0	0	1	1
Casey Schmitt	.000	.000	.000	1	0	0	0	0	0	0

vs. Kyle Leahy

Career	BA	OBP	SLG	AB	H	2B	3B	HR	BB	K
Willy Adames	.333	.333	.667	3	1	1	0	0	0	1
Patrick Bailey	.000	.000	.000	1	0	0	0	0	0	1
Matt Chapman	.000	.000	.000	2	0	0	0	0	0	0
Rafael Devers	.000	.000	.000	2	0	0	0	0	0	0
Drew Gilbert	.000	.000	.000	1	0	0	0	0	0	0
Jung Hoo Lee	1.000	1.000	1.000	1	1	0	0	0	0	0
Heliot Ramos	.000	.000	.000	2	0	0	0	0	0	0

vs. Michael McGreevy

Career	BA	OBP	SLG	AB	H	2B	3B	HR	BB	K
Willy Adames	.333	.333	1.333	3	1	0	0	1	0	0
Patrick Bailey	.500	.500	.500	2	1	0	0	0	0	0
Matt Chapman	.000	.000	.000	3	0	0	0	0	0	1
Rafael Devers	.667	.667	1.667	3	2	0	0	1	0	1
Jerar Encarnacion	.000	.000	.000	4	0	0	0	0	0	1
Drew Gilbert	-	.500	-	0	0	0	0	0	1	0
Jung Hoo Lee	.500	.500	.500	2	1	0	0	0	0	0
Grant McCray	.333	.333	.333	3	1	0	0	0	0	2
Heliot Ramos	.667	.667	.667	3	2	0	0	0	0	0
Casey Schmitt	.500	.500	1.000	4	2	2	0	0	0	2

vs. Riley O'Brien

Career	BA	OBP	SLG	AB	H	2B	3B	HR	BB	K
Patrick Bailey	.000	.000	.000	1	0	0	0	0	0	0
Drew Gilbert	.000	.000	.000	2	0	0	0	0	0	0
Casey Schmitt	.500	.500	.500	2	1	0	0	0	0	1

vs. JoJo Romero

Career	BA	OBP	SLG	AB	H	2B	3B	HR	BB	K
Willy Adames	.000	.500	.000	1	0	0	0	0	1	1
Matt Chapman	-	1.000	-	0	0	0	0	0	2	0
Rafael Devers	.000	.000	.000	4	0	0	0	0	0	0
Wilmer Flores	1.000	1.000	2.000	1	1	1	0	0	0	0
Andrew Knizner	.000	.000	.000	1	0	0	0	0	0	0
Jung Hoo Lee	.000	.000	.000	1	0	0	0	0	0	1

vs. Chris Roycroft

Career	BA	OBP	SLG	AB	H	2B	3B	HR	BB	K
Willy Adames	.000	.000	.000	1	0	0	0	0	0	1
Patrick Bailey	-	.000	-	0	0	0	0	0	0	0
Matt Chapman	1.000	1.000	2.000	1	1	1	0	0	1	0
Rafael Devers	.000	.500	.000	1	0	0	0	0	1	1
Jerar Encarnacion	.000	.000	.000	1	0	0	0	0	0	0
Jung Hoo Lee	1.000	1.000	1.000	1	1	0	0	0	0	0
Grant McCray	1.000	1.000	1.000	1	1	0	0	0	0	0
Casey Schmitt	.000	.000	.000	1	0	0	0	0	0	1

vs. Matt Svanson

Career	BA	OBP	SLG	AB	H	2B	3B	HR	BB	K
Patrick Bailey	.000	.000	.000	1	0	0	0	0	0	1
Matt Chapman	1.000	1.000	1.000	1	1	0	0	0	0	0
Drew Gilbert	.000	.000	.000	1	0	0	0	0	0	0
Jung Hoo Lee	.000	.000	.000	1	0	0	0	0	0	1
Heliot Ramos	.000	.000	.000	1	0	0	0	0	0	1
Casey Schmitt	.000	.000	.000	1	0	0	0	0	0	0

GIANTS PITCHERS VS. CARDINALS

STATS UPDATED THROUGH SEPTEMBER 21, 2025 AND INCLUDE REGULAR & POSTSEASON STATS

vs. Tristan Beck

Career	BA	OBP	SLG	AB	H	2B	3B	HR	BB	K
Nolan Arenado	.000	.000	.000	1	0	0	0	0	0	0
Alec Burleson	.500	.500	.500	2	1	0	0	0	0	0
Jimmy Crooks	.000	.000	.000	2	0	0	0	0	0	1
Brendan Donovan	.500	.667	.500	2	1	0	0	0	1	0
Jose Fermin	.000	.000	.000	1	0	0	0	0	0	0
Nolan Gorman	.000	.000	.000	2	0	0	0	0	0	1
Ivan Herrera	1.000	1.000	4.000	1	1	0	0	1	0	0
Lars Nootbaar	.200	.200	.200	5	1	0	0	0	0	1
Pedro Pages	.500	.500	1.000	2	1	1	0	0	0	0
Thomas Saggese	.250	.250	.250	4	1	0	0	0	0	0
Victor Scott II	-	1.000	-	0	0	0	0	0	0	0
Jordan Walker	.000	.000	.000	4	0	0	0	0	0	2

vs. Spencer Bivens

Career	BA	OBP	SLG	AB	H	2B	3B	HR	BB	K
Alec Burleson	.000	.000	.000	1	0	0	0	0	0	1
Jose Fermin	.000	.000	.000	1	0	0	0	0	0	0
Nolan Gorman	.000	.000	.000	1	0	0	0	0	0	1
Pedro Pages	.000	.000	.000	2	0	0	0	0	0	1
Thomas Saggese	1.000	1.000	1.000	1	1	0	0	0	0	0
Jordan Walker	1.000	1.000	1.000	1	1	0	0	0	0	0

vs. JT Brubaker

Career	BA	OBP	SLG	AB	H	2B	3B	HR	BB	K
Nolan Arenado	.263	.300	.632	19	5	4	0	1	1	2
Alec Burleson	.000	.000	.000	1	0	0	0	0	0	0
Brendan Donovan	.375	.375	.750	8	3	0	0	1	0	4
Nolan Gorman	.000	.167	.000	5	0	0	0	0	1	1
Lars Nootbaar	.333	.333	.833	6	2	0	0	1	0	0

vs. Jose Butto

Career	BA	OBP	SLG	AB	H	2B	3B	HR	BB	K
Nolan Arenado	.200	.286	.200	5	1	0	0	0	0	1
Alec Burleson	.400	.500	1.000	5	2	0	0	1	1	2
Brendan Donovan	.143	.250	.571	7	1	0	0	1	1	2
Nolan Gorman	.000	.200	.000	4	0	0	0	0	1	0
Ivan Herrera	.250	.250	.250	4	1	0	0	0	0	0
Lars Nootbaar	.000	.286	.000	5	0	0	0	0	2	1
Pedro Pages	.000	.000	.000	1	0	0	0	0	0	1
Thomas Saggese	.500	.500	1.000	2	1	1	0	0	0	1
Victor Scott II	.000	.000	.000	1	0	0	0	0	0	0
Jordan Walker	.000	.000	.000	1	0	0	0	0	0	1

vs. Matt Gage

Career	BA	OBP	SLG	AB	H	2B	3B	HR	BB	K
Nolan Gorman	.500	.500	.500	2	1	0	0	0	0	1
Ivan Herrera	.500	.500	1.000	2	1	1	0	0	0	0
Lars Nootbaar	.000	.000	.000	2	0	0	0	0	0	1

vs. Joey Lucchesi

Career	BA	OBP	SLG	AB	H	2B	3B	HR	BB	K
Nolan Arenado	.360	.370	.840	25	9	1	1	3	1	7
Jimmy Crooks	.000	.000	.000	1	0	0	0	0	0	0
Jose Fermin	.000	.333	.000	2	0	0	0	0	1	0
Miles Mikolas	.500	.500	.500	2	1	0	0	0	0	1
Lars Nootbaar	.000	.000	.000	1	0	0	0	0	0	0
Thomas Saggese	.000	.000	.000	1	0	0	0	0	0	1
Victor Scott II	.000	.000	.000	1	0	0	0	0	0	0
Jordan Walker	.000	.000	.000	3	0	0	0	0	0	1

vs. Joel Peguero

Career	BA	OBP	SLG	AB	H	2B	3B	HR	BB	K
Nathan Church	1.000	1.000	1.000	1	1	0	0	0	0	0
Jose Fermin	.000	.000	.000	1	0	0	0	0	0	1
Pedro Pages	.000	.000	.000	1	0	0	0	0	0	0
Thomas Saggese	.000	.000	.000	1	0	0	0	0	0	1
Jordan Walker	.000	.000	.000	1	0	0	0	0	0	1

vs. Carson Seymour

Career	BA	OBP	SLG	AB	H	2B	3B	HR	BB	K
Jimmy Crooks	.500	.500	.500	2	1	0	0	0	0	0
Jose Fermin	.000	.000	.000	2	0	0	0	0	0	0
Nolan Gorman	.000	.000	.000	2	0	0	0	0	0	0
Ivan Herrera	.000	.000	.000	2	0	0	0	0	0	0
Lars Nootbaar	.000	.000	.000	2	0	0	0	0	0	1
Thomas Saggese	.000	.500	.000	1	0	0	0	0	1	0
Victor Scott II	.500	.500	.500	2	1	0	0	0	0	0
Jordan Walker	.000	.000	.000	2	0	0	0	0	0	1

vs. Justin Verlander

Career	BA	OBP	SLG	AB	H	2B	3B	HR	BB	K
Nolan Arenado	.308	.308	.615	13	4	1	0	1	0	2
Alec Burleson	.333	.333	1.333	3	1	0	0	1	0	0
Jimmy Crooks	.000	.000	.000	2	0	0	0	0	0	0
Brendan Donovan	.000	.000	.000	3	0	0	0	0	0	1
Jose Fermin	.500	.500	.500	2	1	0	0	0	0	1
Nolan Gorman	.400	.500	1.600	5	2	0	0	2	1	3
Ivan Herrera	.250	.400	.250	4	1	0	0	0	1	1
Lars Nootbaar	.333	.333	.333	3	1	0	0	0	0	0
Thomas Saggese	.000	.000	.000	2	0	0	0	0	0	0
Victor Scott II	.500	.500	.500	2	1	0	0	0	0	0
Jordan Walker	.000	.000	.000	2	0	0	0	0	0	0

vs. Ryan Walker

Career	BA	OBP	SLG	AB	H	2B	3B	HR	BB	K
Nolan Arenado	.000	.000	.000	1	0	0	0	0	0	1
Alec Burleson	.000	.000	.000	2	0	0	0	0	0	0
Jimmy Crooks	-	1.000	-	0	0	0	0	0	0	0
Brendan Donovan	.000	.000	.000	1	0	0	0	0	0	0
Nolan Gorman	1.000	1.000	1.000	1	1	0	0	0	0	0
Lars Nootbaar	-	1.000	-	0	0	0	0	0	1	0
Thomas Saggese	1.000	1.000	1.000	1	1	0	0	0	0	0
Jordan Walker	.667	.667	1.000	3	2	1	0	0	0	0