

BALTIMORE ORIOLES (62-76) at SAN DIEGO PADRES (76-62)

RHP Tyler Wells (NR) vs. RHP Yu Darvish (3-4, 5.66)

Tuesday, September 2, 2025 • 9:40 p.m. ET • Petco Park • San Diego, CA

TV: MASN2 • Radio: 98 Rock 97.9 FM/HD2 & WBAL NewsRadio 1090 AM/101.5 FM

Game No. 139

Road Game No. 71

O's AT A GLANCE	
Overall	62-76
Home	31-37
Road	31-39
Day	31-29
Night	31-47
Current Streak	W1
Last 5 Games	2-3
Last 10 Games	3-7
March	3-2
April	9-16
May	9-18
June	16-11
July	13-12
August	11-17
September	1-0
vs. LHSP	19-22
vs. RHSP	43-54
Series Opener	22-23
Series Opener at Home	12-10
Series Opener on Road	10-13
By Series	14-26-4
By Home Series	9-12-1
By Road Series	5-14-3
Rubber Games	8-15
Sweeps/Were Swept	5-5
Scored First	44-23
Opponent Scored First	18-53
1-run games	20-22
Comeback Wins	25-34
Last AB Wins	7-15
Walkoff Wins	1-3
Extra Innings	4-5
Led After 6	50-8
Led After 7	54-9
Led After 8	60-2
Tied After 6	7-10
Tied After 7	5-7
Tied After 8	2-6
Behind After 6	5-58
Behind After 7	3-60
Behind After 8	0-68
vs. AL Teams	45-53
vs. AL East	19-20
vs. AL Central	9-19
vs. AL West	17-14
vs. NL Teams	17-23
vs. NL East	8-10
vs. NL Central	4-8
vs. NL West	5-5
Hit 0 HR	11-34
Hit 1+ HR	51-42
Hit 2+ HR	27-17
Scored 3 or Fewer Runs	13-54
Scored 4 or More Runs	49-22
Allowed 3 or Fewer Runs	49-8
Allowed 4 or More Runs	13-68
More Hits than Opponent	41-13
Fewer Hits than Opponent	19-59
Committed No Errors	44-38
Committed 1 or More Errors	18-38
Starter Goes at least 5 inn	51-40
Starter Goes at least 6 inn	36-16
Starter Goes at least 7 inn	16-5

**BIRDLAND BITES:** The Orioles continue a six-game road trip tonight through San Francisco (1-2) and San Diego (1-0, 2 to play)...The Birds are in the midst of a stretch of 14 games in 14 days that began on August 21...Following the series in San Diego, Baltimore will enjoy an off day before taking on Los Angeles-NL for a three-game weekend set beginning on September 5.

👤 The Orioles have registered 10+ hits in four straight road games for the first time since a seven-game stretch from September 2-9, 2023...Baltimore has recorded double-digit hits in 11 of its 16 all-time games at Petco Park.

👤 **Jeremiah Jackson** put the O's ahead, 3-2, with a solo homer off Adrian Morejon... Entering the game, Morejon had not allowed a home run in a career-best 43 straight outings, pitching to an 0.85 ERA (4 ER/42.1 IP) with 47 strikeouts...Jackson's homer came off Morejon's slider, which opponents were 4-for-53 (.075) against entering the outing.

👤 **Tyler Wells** is scheduled to make his first MLB appearance since April 12, 2024, spanning 508 days...In six rehab appearances, he posted a 2.70 ERA (7 ER/23.1 IP) and 23 strikeouts.

**INSIDE THE MATCHUP:** Since August 1, **Gunnar Henderson** is batting .333 (7-for-21) with one double off sinkers...Yu Darvish's most utilized pitch is his sinker (20.2%), limiting opponents to a .143 (5-for-35) average.

👤 Henderson and Darvish have faced off once (8/14/23 at SD) and Henderson went 2-for-3 with a double, three RBI, and one strikeout...He singled off a Darvish sweeper, doubled off a curveball, and struck out on a cutter.

**DOWN TO THE WIRE:** Following the All-Star break, Baltimore has played an MLB-high 20 one-run affairs (8-12), ahead of the Mariners (16 G)...The Birds opened the year playing 22 one-run games (12-10), tied for second fewest in the majors ahead of the Tigers (21 G)...In 2024, the O's played in 32 one-run games, second fewest in MLB ahead of the Red Sox (31 G).

**ACTION JACKSON:** Since making his MLB debut on August 1, **Jeremiah Jackson** is slashing .337/.356/.520 (33-for-98) with five doubles, two triples, three home runs, 14 runs, and 15 RBI... His three hits last night matched a career high (also 8/17 at HOU)...He ranks among AL leaders since August 1 in batting average (2<sup>nd</sup>) and hits (T-5<sup>th</sup>).

👤 Jackson has 32 hits through his first 24 career starts, becoming the second Oriole in team history to accomplish the feat along with **Bob Hale** (34 H, 1955).

👤 He is one of five players in MLB since 2020 to have 32+ hits through his first 24 career starts, joining CIN's Matt McLain (36 H, 2023), WSH's Joey Meneses (34 H, 2022), CLE's Oscar González (32 H, 2022), and PIT's Ke'Bryan Hayes (32 H, 2020).

👤 He has hit safely in each of his last 17 starts since August 10, the longest active streak in MLB...It is the longest such run by an Oriole this season ahead of **Gunnar Henderson** (13 G, 6/5-19) and the longest overall since **Colton Cowser's** 17-game stretch from July 19-August 4, 2024...The last Oriole to do so in 18+ straight starts was **Cedric Mullins'** 20-game stretch from July 20-August 13, 2021.

**LEAVE IT TO BEAVERS:** **Dylan Beavers** has reached safely in 12 of his first 15 career games since debuting on August 16, slashing .333/.439/.479 (16-for-48) with four doubles, one homer, nine runs scored, six RBI, nine walks, and one stolen base.

👤 He has reached base safely 25 times to begin his career, tied with **Glenn Gulliver** (25 TOB, 1982) for second most in franchise history (since 1954) through an O's first 15 games behind **Curtis Goodwin** (26 TOB, 1995)...Goodwin also hold the record through 16 games (29 TOB).

👤 He is batting .407 (11-for-27) with three doubles on fastballs and .385 (5-for-13) with one double and one homer on offspeed offerings, while going 0-for-8 on breaking balls.

**HENDERSON'S HIGHLIGHTS:** **Gunnar Henderson** leads the Orioles outright in every major counting statistic: hits (138), doubles (30), triples (5), home runs (16), runs (76), RBI (61), walks (50), and stolen bases (20)...Only three AL players have led their team outright in each of those categories: Carlos Beltran (2002 KC), Bob Johnson (1939 PHI) and Babe Ruth (1923 NYY), per *Stats Perform*.

👤 He can join **Brooks Robinson** (1960-62) as the only players in team history (since 1954) to lead the club in doubles, triples, and hits in consecutive seasons, *per Stats Perform*... He needs one more double to match his career high of 31 set last year.

👤 Henderson has reached 30+ doubles and 20+ steals for the second straight year, joining **Cedric Mullins** (2021-22), **Brian Roberts** (6x, 2004-09), and **Brady Anderson** (1995-96) as the only Orioles in team history (since 1954) to do so in consecutive seasons.

👤 With 24 more runs this season, Henderson would become the third Oriole in team history (since 1954) to score at least 100 runs in three straight seasons, along with **Brian Roberts** (2007-09) and **Cal Ripken, Jr.** (1983-85).

👤 Since committing two errors on June 8, Henderson has played 597.2 innings of defense at shortstop without committing an error in 275 total chances.

**IT TAKES A VILLAGE:** Baltimore has used an MLB-high and franchise record 66 players this season, surpassing the previous team record held by the 2021 team (62 players)...In 2024, only the Marlins (70) used more players than the O's this year.

👤 **Samuel Basallo** hit his first major league home run on Saturday, becoming the 23<sup>rd</sup> different player to homer for the team this season, breaking the franchise record (since 1954) previously shared by the 2018 and 2012 Orioles...The current number leads the majors this season and is the most by an MLB club since the 2024 Giants (also 23).

👤 **Dylan Beavers** became the 19<sup>th</sup> Oriole to swipe a base this year, tied for the MLB lead along with the Brewers, Mariners, Rangers, and Rays...The 19 players are the most to steal 1+ base in team history, surpassing the previous record of 17 shared by the 2018, 2001, 1990, 1988, and 1955 Orioles.

👤 On August 18, **Samuel Basallo** became the seventh player to appear at catcher for Baltimore this year, setting the franchise record...The previous record of six was shared by the 1986, 1962, and 1960 O's...The last MLB club to use at least seven catchers in a single season was the 2023 Cleveland Guardians (also 7)...The last to use eight were the 2022 Pirates.

**ANCHOR'S DOWN:** The O's and Padres continue a three-game set tonight at Petco Park...The Birds dropped the final two contests of their three-game set in San Diego from August 15-16, 2023, but had won nine of their previous 12 at Petco Park from June 20, 2007-June 14, 2022.

👤 San Diego Hitting Coach Victor Rodriguez made his major league debut with Baltimore as a pinch runner on September 5, 1984 at Detroit...He went on to hit .412 (7-for-17) with three doubles and two RBI in 11 games with the O's.

👤 Orioles Broadcaster **Brett Hollander** and Padres INF/OF Gavin Sheets both attended the Gilman School in Baltimore, MD.

O's vs. PADRES		
Current Streak	W2	
2025 Record	1-0	
at Oriole Park at Camden Yards	--	
at Petco Park	1-0	
All-Time <i>(since 1954)</i>	14-14	
at Home	4-8	
on Road	10-6	
*Teams first met in 2002		
2025 Schedule		
<u>Date</u>	<u>Score</u>	<u>Win/Loss/Save</u>
9/1	W, 4-3	Enns/Adam/Akin
9/2		9:40 p.m. ET
9/3		4:10 p.m. ET

O's ON THE ROAD	
Record	31-39
Team AVG/OBP/SLG	.232/.299/.369
Fielding Errors	46
Team ERA	4.63 (310 ER/603.0 IP)
Starters ERA	4.62 (184 ER/358.1 IP)
Bullpen ERA	4.63 (126 ER/244.2 IP)
Saves/Opps	16/25
Best Road Trip	.800 (4-1), 8/15-19
Worst Road Trip	.167 (1-5), 4/22-27

LET'S GO STREAKING	
Longest Active Hitting Streaks, MLB	
1. Jeremiah Jackson (BAL).....	12 G
2. Andruw Monasterio (MIL).....	11 G
3. Josh Jung (TEX) .....	9 G
4. Brandon Nimmo (NYM).....	8 G
5. Two players tied .....	7 G

HIT PARADE	
Most Hits Among MLB Rookies, Since August 1	
1. Jakob Marsee (MIA) .....	37
2. Jeremiah Jackson (BAL).....	33
Roman Anthony (BOS).....	33
4. Luke Keaschall (MIN).....	28
5. Two players tied .....	27

PATIENCE IS A VIRTUE	
Most Walk in MLB, Since August 9	
1. Juan Soto (NYM).....	26
2. Aaron Judge (NYY).....	23
3. Jackson Holliday (BAL) .....	20
4. Shohei Ohtani (LAD) .....	18
Taylor Ward (LAA).....	18

UPCOMING MILESTONES	
Dylan Carlson	5 RBI shy of 200
Gunnar Henderson	3 2B shy of 100
Ryan Mountcastle	3 R shy of 300
	4 HR shy of 100
Tyler Wells	5.1 IP shy of 300.0

THIS DATE IN O'S HISTORY	
<b>September 2, 1999</b> - Cal Ripken, Jr. becomes the 29 <sup>th</sup> player in big league history to register 400 career homers with a three-run blast off Tampa Bay's Rolando Arrojo in the third inning of an 11-6 win at Camden Yards.	

UPCOMING SCHEDULE					
DATE	OPPONENT	TIME	ORIOLES STARTER	OPPONENT STARTER	TV
September 3	at San Diego	4:10 p.m. ET	LHP Cade Povich (2-7, 5.04)	LHP Nestor Cortes (1-2, 3.75)	MASN2
September 4	OFF DAY				
MASN and MASN2 games can also be streamed locally via <a href="#">MASN+</a> ...All games broadcast on the Orioles Radio Network and 98 Rock 97.9 FM/HD2 & WBAL NewsRadio 1090 AM/101.5 FM					

#68 TYLER WELLS RHP



SEASON DEBUT

HT: 6-8 WT: 260  
DOB: 8/26/94 Age: 31  
Bats: R Throws: R

PITCH TYPE (2025 Triple-A)	USAGE	AVG. VELOCITY
Fastball .....	38.5% .....	92.5 mph
Changeup .....	21.0% .....	86.0 mph
Cutter.....	20.1% .....	87.8 mph
Slider .....	13.1% .....	84.2 mph
Curveball .....	7.4% .....	78.5 mph

**WECOME BACK WELLS!**: Set to make his season debut tonight, having last made an MLB appearance 508 days ago on April 12, 2024 vs. Milwaukee...Made six starts during his rehab stint between Triple-A Norfolk (5 G) and Double-A Chesapeake (1 G), going 1-2 with a 2.49 ERA (7 ER/25.1 IP)...In three starts last season, went 0-2 with a 5.87 ERA (10 ER/15.1 IP)...Was placed on the 15-day Injured List with right elbow inflammation on April 16, 2024, retroactive to April 13, and transferred to the 60-day Injured List on June 19 after undergoing right elbow UCL surgery.

**LAST TIME OUT**: Made his final rehab start on August 27 at Gwinnett, allowing two runs on six hits (1 HR) and one walk with five strikeouts across 6.1 innings...Threw 90 pitches, 59 strikes.  
⚡ His last major league appearance came on April 12, 2024 vs. Milwaukee...He took the loss after permitting four runs on six hits (1 HR) and one walk with three strikeouts across 4.0 innings...Threw 90 pitches, 54 strikes.

**UNFAMILIAR FOE**: Wells is set to face San Diego for the first time in his career.  
⚡ Has made two career starts against NL West opponents (6/4/23 at SF & 7/18/23 vs. LAD), going 1-1 with an 8.59 ERA (7 ER/7.1 IP).

**MIXING IT UP**: In five rehab starts with the Tides, Wells' primary offering was his four-seam fastball, used at a 38.5 percent rate...Opponents slashed .333/.361/.606 (11-for-33) with three home runs, seven strikeouts, and a 24.0 percent whiff rate on the pitch.  
⚡ He backed up the four-seamer with the changeup, deployed 21.0 percent of the time...Opponents went 0-for-15 with eight strikeouts and a 39.5 percent whiff rate on the offering.  
⚡ The opposition went a combined 11-for-33 (.333) on his cutter and slider, while going 0-for-5 against his curveball.

**LEFT SIDE, STRONG SIDE**: Over his major league career, Wells has limited left-handed hitters to a .196 (87-for-444) average...Since making his MLB debut on April 4, 2021, the .196 average is the eighth-lowest clip by any right-handed starters vs. left-handed hitters in the majors (min. .450 BF).  
⚡ Wells trails the following pitchers: TEX's Jacob deGrom (.166 AVG), MIL's Brandon Woodruff (.184 AVG), CLE's Gavin Williams (.188 AVG), LAD's Yoshinobu Yamamoto (.189 AVG), TB's Ryan Pepiot (.191 AVG), MIL's Freddy Peralta (.192 AVG), and TEX's Tyler Mahle (.194 AVG).

**LONG BALL LIVING**: Of the 231 career hits Wells has permitted, 53 have gone for home runs (23.0%)...Of the 53 long balls, 39 have been hit by righties, compared to 14 by lefties.  
⚡ He has conceded 1+ homer in a career-high six straight starts since July 18, 2023, and in 10 of his last 11 starts since June 15, 2023.

**CAREER HIGHLIGHTS**: In 2023, went 7-6 with one save and a 3.64 ERA (48 ER/118.2 IP) on 83 hits (25 HR), 50 total runs, 34 walks, four hit batters, and 117 strikeouts in 25 appearances (20 GS)...Appeared in all three ALDS games vs. Texas, completing 3.1 scoreless innings on one hit with three strikeouts.  
⚡ In 2022, did not walk a batter in five consecutive starts from April 21-May 15, becoming the only O's starter in team history (since 1954) to accomplish the feat.  
⚡ In 2021, made his major league debut in relief on April 4 at Boston (1.0 IP, H, BB)...His 0.91 WHIP led O's hurlers and was the lowest among qualified rookie relievers.  
⚡ In 2020, was selected by the Orioles in the Rule 5 Draft from the Minnesota Twins on December 10, but did not pitch during the regular season because of the cancellation of the minor league season due to the COVID-19 pandemic.

2025 & CAREER SPLITS

2025 (MiLB)							CAREER (MLB)					
	W-L	ERA	G/S	IP	ER		W-L	ERA	G/S	IP	ER	
Home	0-1	1.29	4/4	14.0	2		8-12	4.62	52/24	154.0	79	
Road	1-1	3.97	2/2	11.1	5		8-6	3.45	43/22	140.2	54	
Day	0-1	1.54	3/3	11.2	2		8-8	3.90	32/20	117.2	51	
Night	1-1	3.29	3/3	13.2	5		8-10	4.17	63/26	177.0	82	
	AVG	AB	H	HR	BB	K	AVG	AB	H	HR	BB	K
vs. Left	.189	37	7	1	1	16	.196	444	87	14	24	127
vs. Right	.273	55	15	2	5	8	.223	646	144	39	53	144
TOTALS	.239	92	22	3	6	24	.212	1090	231	53	77	271

RUNS ALLOWED BY INNING IN 2025 (MiLB)

1 <sup>st</sup> .....	1
2 <sup>nd</sup> .....	3
3 <sup>rd</sup> .....	0
4 <sup>th</sup> .....	0
5 <sup>th</sup> .....	3
6 <sup>th</sup> .....	0
7 <sup>th</sup> .....	0
8 <sup>th</sup> .....	--
9 <sup>th</sup> .....	--
Total .....	7

MISCELLANEOUS 2025 STATS (MiLB)

WHIP .....1.11  
K/9 .....8.53  
BB/9 .....2.13  
QS .....1  
#P/IP .....14.8  
  
**Opponents**  
AVG: ..... .239  
OBP: ..... .290  
SLG: ..... .348  
OPS: ..... .638

2025 HIGHS (MiLB)

Innings: 6.1, 8/27 at GWN  
Hits: 6, 3x, last: 8/27 at GWN  
Runs: 3, 8/15 at JAX  
Earned Runs: 3, 8/15 at JAX  
Strikeouts: 5, 3x, last: 8/27 at GWN  
Walks: 2, 8/5 vs. ROC  
Home Runs: 1, 3x, last: 8/27 at GWN  
Winning Streak: --  
Losing Streak: 2, 8/21-27  
Shortest Start: 2.0, 7/30 vs. NH  
Pitches Thrown: 90, 8/27 at GWN  
Low-Hit CG: --

CAREER HIGHS (MLB)

Innings: 7.0, 2x, last: 5/13/23 vs. PIT  
Hits: 8, 5/15/22 at DET  
Runs: 5, 4x, last: 7/18/23 vs. LAD  
Earned Runs: 5, 4x, last: 7/18/23 vs. LAD  
Strikeouts: 9, 6/4/23 at SF  
Walks: 4, 2x, last: 7/23/23 at TB  
Home Runs: 3, 2x, last: 5/24/23 at NYY  
Winning Streak: 6, 5/30-7/3/22  
Losing Streak: 5, 7/11/21-4/21/22  
Shortest Start: 1.2, 4/10/22 at TB  
Pitches Thrown: 102, 2x, last: 6/4/23 at SF  
Low-Hit CG: --

WELLS vs. SD

PLAYER	AVG	AB	H	HR	RBI
Arraez	.400	5	2	0	0
Cronenworth	.—	—	—	—	—
Díaz	.—	—	—	—	—
Fermin	.—	—	—	—	—
Iglesias	.000	2	0	0	0
Johnson	.—	—	—	—	—
Laureano	.500	2	1	0	0
Machado	.—	—	—	—	—
McCoy	.—	—	—	—	—
Merrill	.—	—	—	—	—
O'Hearn	.333	3	1	0	1
Sheets	.000	1	0	0	0
Tatis Jr.	.—	—	—	—	—
Wagner	.—	—	—	—	—

DARVISH vs. BAL

PLAYER	AVG	AB	H	HR	RBI
Basallo	.—	—	—	—	—
Beavers	.—	—	—	—	—
Carlson	.125	8	1	0	0
Cowser	.—	—	—	—	—
Handley	.—	—	—	—	—
Henderson	.667	3	2	0	3
Holliday	.—	—	—	—	—
A. Jackson	.—	—	—	—	—
J. Jackson	.—	—	—	—	—
Johnson	.—	—	—	—	—
Mayo	.—	—	—	—	—
Mountcastle	.333	3	1	0	0
Rivera	.000	3	0	0	0
Vázquez	.—	—	—	—	—

WELLS' 2025 STARTS (MiLB)

DATE	OPP	SCORE	WHEN LEFT	DEC	IP	H	R	ER	BB	K	HR	PIT	STR
7/30	vs. NH	5-7	2-0	ND	2.0	0	0	0	0	2	0	22	15
8/5	vs. ROC	12-1	1-0	ND	2.1	3	0	0	2	4	0	49	31
8/10	vs. ROC	6-1	0-0	ND	4.0	1	0	0	1	5	0	52	41
8/15	at JAX	6-4	6-3	W	5.0	6	3	3	1	5	1	77	52
8/21	vs. CLT	2-3	1-2	L	5.2	6	2	2	1	4	1	85	58
8/27	at GWN	1-2	0-2	L	6.1	6	2	2	1	5	1	90	59
TOTALS					1-2	25.1	22	7	7	6	24	375	256 (68.3%)

WELLS' 2024 STARTS (MLB)

DATE	OPP	SCORE	WHEN LEFT	DEC	IP	H	R	ER	BB	K	HR	PIT	STR
3/31	vs. LAA	1-4	1-4	L	6.0	5	4	3	0	7	1	82	61
4/6	at PIT	4-5	0-3	ND	5.1	7	3	3	2	3	1	87	57
4/12	vs. MIL	1-11	0-4	L	4.0	6	4	4	1	3	1	90	54
TOTALS					0-2	15.1	18	11	10	3	13	259	172 (66.4%)

TOMORROW'S STARTER: CADE POVICH (2-7, 5.04)

**LAST TIME OUT**: Did not factor into the decision on August 28 vs. Boston after working 5.0 innings, allowing two runs on seven hits (2 HR) with zero walks and five strikeouts...Had issued 1+ walk in each of his previous 10 appearances (8 GS) since May 16.

**vs. PADRES**: Set to make his first career appearances against San Diego...Made his lone career start against an NL West opponent on August 29, 2024 at Los Angeles-NL and took the loss after throwing 3.1 innings, allowing five runs on 10 hits and one walk with three strikeouts.





PITCHER	LAST OUTING	DEC.	IP	H	R	ER	BB	K	RETIRED/1 <sup>ST</sup> BF	IR/SCORED	SV/OPP	INNINGS-HIGH	STRIKEOUTS-HIGH
Akin	9/1 at SD	SV	1.0	1	0	0	0	1	37/50	30/3	4/10	2.0 (4x, last: 8/27 vs. BOS)	3 (3x, last: 8/24 vs. HOU)
Cano	8/31 at SF	ND	1.1	1	0	0	1	0	34/55	18/9	1/4	1.1 (4x, last: 8/31 at SF)	3 (2x, last: 6/21 at NYY)
Dubin	8/30 at SF	ND	2.0	0	0	0	1	2	12/25	8/3	0/1	2.0 (4x, last: 8/30 at SF)	3 (2x, last: 6/18 at ATH w/HOU)
Enns	9/1 at SD	W	2.1	2	1	0	1	1	8/14	6/2	1/1	3.0 (7/9 vs. TB w/DET)	5 (8/6 at PHI)
Garcia	9/1 at SD	HLD	1.2	0	0	0	0	2	10/16	9/2	--	2.2 (2x, last: 7/18 at ATL w/NYY)	4 (7/28 at SD w/NYM)
Strowd	8/31 at SF	ND	1.2	1	0	0	1	1	10/14	4/0	--	2.0 (2x, last: 8/28 vs. BOS)	2 (2x, last: 8/28 vs. BOS)
Suárez	3/28 at TOR	ND	2.2	5	2	1	0	2	0/1	2/2	--	2.2 (3/28 at TOR)	2 (3/28 at TOR)
Wolfram	8/29 at SF	ND	1.2	6	5	1	0	3	10/16	2/2	--	2.0 (5x, last: 8/25 vs. BOS)	4 (7/10 [G1] vs. NYM)
2025 TOTALS	4.58 ERA	20-28	507.0	491	291	258	232	531	319/458	184/47	32/50	7.0 (Kremer, 6/12 vs. DET)	10 (Povich, 8/16 at HOU)

**45 • KEEGAN AKIN • LHP****4-4 • 4 SV • 3.23 ERA • 53 G (3 GS)**

WHIP: 1.32K/9: 8.49BB/9: 4.42

vs. ALL: .227 (44-for-194)vs. LHB: .275 (22-for-80)vs. RHB: .193 (22-for-114)

Converted his career-high fourth save of the season on 9/1 at SD after tossing 1.0 perfect inning on one hit with one strikeout...Has struck out at least one batter in consecutive outings for the first time since 8/8-10 (2 G)

Has three outings of more than 1.0 inning in 18 games since 6/24 after having 10 such efforts in his first 35 games from 3/27-6/22

His 10.0 percent inherited runner scored rate (3 IRS, 30 IR) ranks second in MLB

Owens a 1.80 ERA (2 ER/10.0 IP) across his last eight games since 8/13 after registering a 6.75 ERA (7 ER/9.1 IP) through his 10 prior outings from 6/24-8/10

Has allowed 17 hits over his past 18 outings (19.1 IP) after only totaling six hits through his prior 10 games from 5/31-6/22 (8.1 IP)

Opponents are 5-for-58 (.086) with 18 strikeouts against his changeup and 12-for-53 (.226) with 14 strikeouts against his slider, compared to 27-for-83 (.325) with 18 punchouts off his fastball, his most-utilized offering (50.3%)

Owens a 1.52 ERA (4 ER/23.2 IP) in 24 away games (2 GS) compared to a 4.60 ERA (15 ER/29.1 IP) in 29 games (1 GS) at Camden Yards

**78 • YENNIER CANO • RHP****2-6 • 1 SV • 5.18 ERA • 55 G**

WHIP: 1.48K/9: 8.32BB/9: 4.07

vs. ALL: .273 (50-for-183)vs. LHB: .324 (24-for-74)vs. RHB: .239 (26-for-109)

Completed 1.1 scoreless innings on one hit and one walk on 8/31 at SF...Inherited three runners, only one of which came around to score...Has pitched three consecutive scoreless outings for the first time since not allowing a run in three straight from 7/23-29 (G1)

Holds a 7.41 ERA (14 ER/17.0 IP) through his last 18 games after recording a 3.38 clip (4 ER/10.2 IP) through his prior 12 from 6/4-7/6

Suffered a blown save and received the loss on 7/30 vs. TOR after surrendering a season-high five runs on four hits (1 HR) and one hit batter in 0.2 inning...Allowed 5+ runs for the first time since 9/10/22 vs. BOS (7 R)

Is 0-4 with a 7.03 ERA (19 ER/24.1 IP) in 28 home games compared to 2-2 with a 3.33 ERA (9 ER/24.1 IP) in 27 away games this season

Opponents are batting .292 (19-for-65) against him with no outs and .379 (11-for-29) with runners in scoring position and two outs

Has limited opponents to a .224 (19-for-85) clip with two homers and 17 strikeouts against his sinker, while opponents are hitting .375 (15-for-40) with five extra-base hits (3 2B, 2 HR) off his changeup

Is holding opposing hitters to a .180 average (11-for-61) and .403 OPS when ahead in the count compared to a .479 average (23-for-48) and 1.456 OPS when behind

**62 • SHAWN DUBIN • RHP****2-0 • 5.02 ERA • 25 G**

WHIP: 1.36K/9: 7.22BB/9: 2.83

vs. ALL: .270 (30-for-111)vs. LHB: .244 (11-for-45)vs. RHB: .288 (19-for-66)

Spun 2.0 scoreless innings on one walk and one hit batter with two strikeouts on 8/30 at SF...Has not allowed a run or hit thru two outings (3.0 IP) with the Orioles

Was activated prior to the game on 8/28 after being claimed off waivers from the Astros on 8/26...Was designated for assignment by HOU on 8/23

Recorded a 1.33 ERA (3 ER/20.1 IP), 1.13 WHIP, and .219 opponent average (16-for-73) in his first 18 games from 5/11-6/20...Placed on the 15-day IL with a right forearm strain on 6/24, retroactive to 6/21...Held a 21.94 ERA (13 ER/5.1 IP), 2.81 WHIP, and .483 average (14-for-29) in five games from 8/12-22 after returning from the IL

Has a 2.45 ERA (4 ER/14.2 IP) in 11 away games compared to a 7.71 ERA (12 ER/14.0 IP) in 14 home games

Has held opponents to .222 (8-for-36) off his four seamer, his most-utilized offering (36.5%)...Batters are a combined .314 (22-for-75) off his five other offerings (sweeper, 18.1%; curveball, 17.4%; changeup, 13.2%; sinker, 13.2%; cutter, 1.6%)

Prior to joining the O's, pitched in 57 career games (3 GS) with the Astros since 2023, going 3-1 with two saves, a 4.95 ERA (44 ER/80.0 IP), and 81 strikeouts

Originally selected by HOU in the 13<sup>th</sup> round of the 2018 First-Year Player Draft out of Georgetown College in Kentucky

**71 • DIETRICH ENNS • LHP****2-2 • 1 SV • 4.50 ERA • 17 G (3 GS)**

WHIP: 1.44K/9: 9.53BB/9: 2.38

vs. ALL: .290 (40-for-138)vs. LHB: .380 (19-for-50)vs. RHB: .239 (21-for-88)

Earned his career-high-tying second win on 9/1 at SD, allowing one unearned run on two hits and one walk with one strikeout in 2.1 innings...Has completed 2.0+ innings in three consecutive appearances (1 GS), tied for his longest career single-season stretch (3x, last: 6/26-7/9/25)

Has allowed a run in a career-high four straight appearances since 8/18 (5 R/8.0 IP)

On 8/14 vs. SEA, converted his first save of the year and third of his career (last: 9/20/21 vs. TOR), becoming the eighth different Oriole to record a save this year

Tallied 12 total punchouts over four games from 8/3-13, his most in a four-game span since 9/11-24/21 (also 12 K)...Also struck out multiple hitters in at least four straight games in a single season for the second career time (6 G, 8/11-9/16/21)

Has completed more than 1.0 inning in nine of his 14 relief outings this year and struck out at least one batter in 13 of the 14

Made his Orioles debut on 8/3 at CHC, allowing one run on five hits with three strikeouts in 1.2 innings...Marked his most career hits surrendered in a relief outing

Activated on 8/2 after being acquired by the Orioles from DET in exchange for cash considerations on 7/31

Pitched in seven games (2 GS) with the Tigers this season, going 1-1 with a 5.60 ERA (11 ER/17.2 IP) on 23 hits (2 HR) and four walks with 15 strikeouts

**50 • RICO GARCIA • RHP****0-1 • 3.52 ERA • 17 G (1 GS)**

WHIP: 1.09K/9: 10.17BB/9: 1.96

vs. ALL: .227 (20-for-88)vs. LHB: .182 (6-for-33)vs. RHB: .255 (14-for-55)

Recorded his career-high fourth hold of the year on 9/1 at SD after tossing 1.2 perfect innings with two strikeouts...Marked the third-longest perfect outing of his career (longest: 2.2 IP, 7/10 [G2]/25 at BAL)

Allowed one hit in 1.0 scoreless inning on 8/12 vs. SEA...Was his first outing with the O's this season after pitching in six games for the club in 2022...Claimed off waivers from the New York Mets on 8/5 after being designated for assignment on 8/3

Opponents are hitting .350 (7-for-20) against his curveball despite owning a .209 xBA on the offering...Opponents are also slugging .350 against the pitch, despite having an xSLG of .250

Owens career highs in strikeout rate (27.7%) and groundball rate (49.2%) while posting a career-low 5.3 percent walk rate

Has appeared in 17 games this year with four clubs (BAL, 8 G; NYM, 8 G; NYY, 1 G)

**57 • KADE STROWD • RHP****0-0 • 1.59 ERA • 14 G**

WHIP: 1.12K/9: 4.76BB/9: 4.24

vs. ALL: .193 (11-for-57)vs. LHB: .286 (6-for-21)vs. RHB: .139 (5-for-36)

Tossed 1.2 scoreless innings on one hit and one walk with one strikeout on 8/31 at SF...Has completed at least 1.0 inning in 13 of his 14 career outings

Surrendered his first career homer to Jose Altuve on 8/16 at HOU...Snapped a streak of three straight perfect outings and a career-high streak of six straight scoreless outings

Recalled prior to the game on 7/24 for his fourth stint on the active roster this season (4/28, 5/18-19, 6/27-28)

Opposing hitters are 7-for-32 (.219) with the bases empty compared to 4-for-25 (.160) with runners on

Made his major league debut on 5/18 vs. WSH, allowing one run on two hits with one strikeout in 1.0 inning

Was 3-2 with four saves and a 4.15 ERA (16 ER/34.2 IP) with Triple-A Norfolk this season...In 12 games with the Tides since 6/3, posted a 0.64 ERA (1 ER/14.0 IP)

**49 • ALBERT SUÁREZ • RHP****0-0 • 3.38 ERA • 1 G**

WHIP: 1.88K/9: 6.75BB/9: 0.00

vs. ALL: .500 (5-for-10)vs. LHB: .400 (2-for-5)vs. RHB: .600 (3-for-5)

Was returned from his rehab assignment and reinstated from the 60-day Injured List prior to yesterday's game...Missed the previous 135 games after being placed on the IL on 3/30 with a right subscapularis strain, retroactive to 3/29

Pitched in five rehab outings (3 GS) between Triple-A Norfolk (4 G, 2 GS) and Double-A Chesapeake (1 G, 1 GS)...Posted a 3.55 ERA (5 ER/12.2 IP) on nine hits (1 HR) and six walks with five strikeouts in those games

His lone appearance this season came on 3/28 at TOR, allowing two runs (1 ER) on five hits and two wild pitches with two strikeouts in 2.2 innings pitched...Allowed two inherited runners to score

Appeared on his first career Opening Day roster

In 2024, went 9-7 with a 3.70 ERA (55 ER/133.2 IP) on 130 hits (17 HR), 56 total runs, 43 walks, three hit-by-pitches with 108 strikeouts in 32 games (24 GS)

Registered a 1-0 record with a 3.09 ERA (4 ER/11.2 IP) in eight relief outings, compared to 8-7 with a 3.76 ERA (51 ER/122.0 IP) in 24 starts

Eight of his 23 starts last season were scoreless, tied for the second-most such starts in MLB (min. 2.0 IP/GS) behind SEA's Bryce Miller (9)

**86 • GRANT WOLFRAM • LHP****2-0 • 5.06 ERA • 16 G**

WHIP: 1.83K/9: 11.39BB/9: 4.64

vs. ALL: .298 (28-for-94)vs. LHB: .333 (13-for-39)vs. RHB: .273 (15-for-55)

On 8/29 at SF, became the third Oriole in franchise history to allow 6+ hits and 5+ runs but one or zero earned runs in relief, joining Keith Shepherd (7/19/96 at BOS) and Mark Williamson (6/5/88 vs. NYY)

Has not allowed a run in eight of his last 10 appearances (13.2 IP) since 7/25 after surrendering four runs in back-to-back outings (8 total R) from 7/18-21...Has struck out multiple hitters in six of his seven games in August

Owens an 11.42 ERA (11 ER/8.2 IP) in eight away games compared to a 0.71 ERA (1 ER/12.2 IP) in eight home games this year

Earned his first career win after firing 2.0 scoreless innings with one hit and a career-high four strikeouts on 7/10 (G1) vs. NYM...Added as the 27<sup>th</sup> man for the DH

Made his MLB debut on 4/26 (G2) at DET, pitching 0.1 inning on one hit with one walk...Allowed an inherited runner to score

Is 1-4 with a 3.62 ERA (11 ER/27.1 IP) on eight walks and 29 strikeouts in 24 outings with Norfolk this season

Acquired by the Orioles on 4/7 from the Brewers in exchange for minor league OF Daz Cameron and cash considerations



29 • SAMUEL BASALLO • C/1B (L)	.217 • 1 HR • 8 RBI
Current Streak: 1 G (2-4; since 9/1)	2025 High: 2 G (2x, last: 8/23-24)
Last Game: 2-4, 2 2B, 2 RBI	Road Trip: 3 G, 3-11, 2 2B, HR, 2 R, 2 RBI, 2 BB, 3 K
Tallied his first career multi-double effort yesterday at SD, while also tallying his first multi-RBI effort since doing so in each of his first two games...Is 4-for-10 (.400) in three games as the designated hitter compared to 5-for-30 (.167) in eight games at catcher	
Hit his first career MLB homer in the fourth inning on Saturday at SF...At 21 years, 17 days old, became the youngest player to homer in 2025	
Agreed to an eight-year contract extension thru 2033 with a club option for 2034 on 8/22	
Became the second player in O's history with five RBI in his first three career games, joining Manny Machado in 2012 (also 5 RBI)...Became the first player in team history (since 1954) to record multiple RBI in each of his first two career games	
Made his major league debut on 8/17 at HOU...Became the ninth Oriole with 2+ RBI in their MLB debut (last: Joey Ortiz, 4/27/23 at DET)...Was hit by a pitch in his first plate appearance, the first such occurrence in O's history...At 21 years, 4 days old, became the youngest position player to appear in an MLB game this season ahead of MIL's Jackson Chourio (21-016 on 3/27)	
At 21 years, 5 days old on 8/18 at BOS, became the youngest player to catch for the Orioles since Andy Etchebarren on 9/30/62 (19-102)...The last younger player to appear in an MLB game at catcher is NYM's Francisco Alvarez on 10/5/22 (20-320)	
Ranked by <i>Baseball America</i> as the No. 7 and <i>MLB Pipeline</i> as the No. 8 MLB prospect...Rated the top catching prospect by Pipeline	
12 • DYLAN BEAVERS • OF (L)	.333 • 1 HR • 6 RBI
Current Streak: 3 G (5-12; since 8/30)	2025 High: 3 G (3x, last: current streak)
Last Game: 2-4, R, RBI, K	Road Trip: 4 G, 5-15, R, 2 RBI, BB, 3 K
Recorded both the first go-ahead and game-winning RBI of his career yesterday in the seventh inning at SD...Notched an RBI single off SD's Robert Suarez to give the O's a 4-3 lead	
Is one of three Orioles in club history (since 1954) to reach safely 25+ times in their first 15 career games (14 H, 9 BB) and first since Curtis Goodwin (26 TOB, 1995)	
On 8/21 vs. HOU, hit his first MLB homer, becoming the sixth Oriole to homer in their first home plate appearance with the team (last: J. Fiorentino, 5/20/05 vs. PHI)	
On 8/18 at BOS, reached base safely four times (2 H, 2 BB), becoming the third player in O's history to accomplish the feat within their first three career games, joining Cedric Mullins (8/10/18 vs. BOS) and Nick Markakis (4/5/06 vs. TB)	
On 8/23 at HOU, made his MLB debut...Doubled in the ninth inning off Bryan Abreu for his first hit...Had his contract selected from Triple-A Norfolk earlier that day	
Reached safely in his final 25 games with the Tides...Reached safely in 30 consecutive games from 4/1-5/8...Drew a walk in eight straight games from 7/19-27, tied for the second-longest run by any player in the International League in 2025	
Ranked by <i>Baseball America</i> as the No. 83 MLB prospect during the mid-season update...Rated the No. 3 O's prospect by BA and <i>MLB Pipeline</i>	
15 • DYLAN CARLSON • OF (S)	.208 • 6 HR • 20 RBI
Current Streak: 0-3 (since 9/1)	2025 High: 6 G (5/28-6/4)
Last Game: 0-3, R, BB, K	Road Trip: 1 G, 0-3, R, BB, K
Has four doubles in his last six games after having none in his previous 27 games...Also doubled in at least three straight games from 8/25-28 for the third time in his career (last: 4 G, 6/25-28/22 w/STL)	
Since 8/12, is 12-for-39 (.308) with four doubles, one triple, two homers, and eight walks...Went 2-for-53 (.038) in the previous 20 games from 6/24-8/10	
Homered in back-to-back games on 8/15-16 at HOU for the second time this year (5/25-26)...Entered 8/15 without a home run in 31 games since 6/13 and 23 games without an extra-base hit since 6/24	
Snapped an 0-for-35 hitless at-bat skid dating to 7/27 on 8/12 vs. SEA, tied with Gus Triandos (6/28-8/1/62) for the longest hitless at-bat streak in a single season by an Oriole primary position player (since 1957)	
Recalled from Triple-A Norfolk on 7/22...Marks his fifth stint with the O's this season	
17 • COLTON COWSER • OF (L)	.210 • 12 HR • 30 RBI
Current Streak: 0-for-last-10 (since 8/30)	2025 High: 7 G (8/19-26)
Last Game: 0-1, K (PH in 7 <sup>th</sup> )	Road Trip: 4 G, 1-15, 2B, 8 K
Recorded his eighth stolen base of the year on 8/28 vs. BOS...Is one of five players this season with 8+ stolen bases without being caught stealing, joining BOS' Trevor Story (24 SB), MIN's Byron Buxton (21 SB), TOR's George Springer (16 SB), and LAD's Hyesong Kim (12 SB)...The most by an Oriole without a CS in team history (since 1954) is Al Smith in 1963 (9 SB)	
His 37 strikeouts since the start of August are the sixth most in the AL...Struck out multiple times (36 total K) in 15 of his 20 games in August	
On 6/27 vs. TB, set career highs in runs (4), doubles (3), and times on base (5)	
2 • GUNNAR HENDERSON • INF (L)	.279 • 16 HR • 61 RBI
Current Streak: 4 G (6-17; since 8/29)	2025 High: 14 G (6/5-20)
Last Game: 1-4, BB	Road Trip: 4 G, 6-17, 2 R, 2 RBI, BB, K
On 8/27 vs. BOS, stole his 20 <sup>th</sup> base of the season, marking his second straight season with 30+ doubles and 20+ steals...He is the fourth player in team history (since 1954) to do so in back-to-back seasons, joining Cedric Mullins (2021-22), Brian Roberts (6x, 2004-09), and Brady Anderson (1995-96)	
Has not made an error in 70 games (597.2 IP, 275 TC) since committing 2 E on 6/8	
Is one double shy of matching his career high of 31 set last season	
Batting .388 (33-for-85) with RISP since 5/8	
Leads the team in hits (138) and stolen bases (20)...The only primary shortstop to lead the Orioles in both categories in the same season is Luis Aparicio (1963, 1966)	
On 8/18 at BOS, tallied his third game this year with 1+ 3B and 1+ HR, tied for the MLB lead with DET's Kerry Carpenter, COL's Mickey Moniak, and LAD's Shohei Ohtani	
On 7/10 (G1) vs. NYM, hit his first pinch-hit homer...Was the first go-ahead pinch-hit home run in the eighth inning or later by an Oriole since 9/28/16 at TOR (Kim)	
7 • JACKSON HOLLIDAY • INF (L)	.245 • 15 HR • 51 RBI
Current Streak: 5 G (7-19; since 8/28)	2025 High: 10 G (5/14 [G2]-24 [G1])
Last Game: 1-5, 2B	Road Trip: 4 G, 5-14, 2 2B, 3B, 3 R, 2 RBI, 6 BB, K, 2 SB
Tied a career high with three walks on Sunday at SF (also 8/10 vs. ATH)...Ranks second in the AL since 8/9 with 20 walks, trailing only NYY's Aaron Judge (23 BB)...Drew 20 walks in his previous 91 games from 4/22-8/8	
Has 14 runs scored in 21 games since 8/9 after recording 10 runs in his previous 25 games	
His 15 homers are tied for second on the team...The only Oriole under 22 years old to finish the season leading the club in homers is Eddie Murray in 1977 (27 HR)	
Is the fifth Oriole (6 <sup>th</sup> occurrence) to hit 15 home runs in their age-21 season (as of 6/30), joining Cal Ripken, Jr. (28, 1982), Eddie Murray (27, 1977), Curt Blefary (22, 1965), and Boog Powell (25, 1963 and 15, 1962)	
On 8/13 vs. SEA, recorded his first career walk-off hit (2B)...Marked the first walk-off by an Oriole since Anthony Santander's homer on 9/19/24 vs. SF	
Named the Orioles' winner of the 2025 Heart & Hustle Award by the MLBPA	
70 • ALEX JACKSON • C (R)	.239 • 4 HR • 6 RBI
Current Streak: 0-4 (since 9/1)	2025 High: 3 G (2x, last: 8/26-29)
Last Game: 0-4, 4 K	Road Trip: 3 G, 1-7, 2 R, BB, 4 K
With his home run on 8/28 vs. BOS, set a single-season career high with four home runs, needing 32 fewer games than a year ago	
Eleven of his 16 hits (68.8%) on the year have gone for extra bases (7 2B, 4 HR)	
Scored 2+ runs in back-to-back games from 8/28-29, tying a career high (also 7/12-20/24)	

Tallied his third multi-hit game of the year on 8/22 vs. HOU...Both hits were singles, his first non-extra-base hits of the year...Each of his first 10 hits with the Orioles went for extra bases (7 2B, 3 HR)...After doubling on 8/6 at PHI, became the first player in MLB since 1900 whose first nine hits with a franchise went for extra-bases, per the <i>Elias Sports Bureau</i> ...The previous record of eight was shared by Brandon Snyder (ATL, 6/5-9/11/16) and Troy Glaus (AZ, 4/4-11/05)	
From 7/30-8/10, scored a run in a career-best four straight games	
On 7/26 vs. COL, hit his first career pinch-hit home run...The homer tied his career high (2024 & 2021) despite playing in his then 12 <sup>th</sup> game of the season	
On 7/6, was acquired from NYY in exchange for international bonus pool space and a player to be named later or cash considerations	
82 • JEREMIAH JACKSON • INF/OF (R)	.337 • 3 HR • 15 RBI
Current Streak: 12 G (18-53; since 8/21)	2025 High: 12 G (current streak)
Last Game: 3-5, HR, 2 R, RBI, 2 K	Road Trip: 4 G, 7-19, 2B, 2 HR, 6 R, 5 RBI, BB, 8 K
Tied a career-high with three hits yesterday at SD (also 8/17 at HOU)...Hit a go-ahead solo homer in the fifth inning off Adrian Morejon	
His 12-game hitting streak is the longest active stretch in the majors...Has hit safely in 17 of his last 18 games since 8/13 and in 21 of 24 starts to begin his career	
His .337 average since the start of August ranks second in the AL and seventh in MLB	
Is the second Oriole in team history (since 1954) to have 32+ hits in their first 24career starts, joining Bob Hale (34 H, 1955)	
Set career highs with four RBI and two extra-base hits (2B, HR) on Saturday at SF	
On 8/23 vs. HOU, hit his first major league home run off AJ Blubaugh	
On 8/17 at HOU, tallied career highs in hits (3) and runs (3)	
On 8/1 at CHC, made his MLB debut...Recalled from Triple-A Norfolk on 7/31	
Had his contract selected from Norfolk on 7/25 and was optioned back on 7/26	
Had never played above Double-A before this season	
56 • DANIEL JOHNSON • OF (L)	.196 • 1 HR • 1 RBI
Current Streak: 2 G (3-7; since 8/30)	2025 High: 2 G (2x, last: current streak)
Last Game: 0-0 (Def. in 9 <sup>th</sup> )	Road Trip: 4 G, 3-8, 2 2B, 4 R, BB, K
Set career highs with three runs and three times on base (2 H, BB) on Saturday at SF	
Recalled from Triple-A Norfolk on 8/21...Marks his second stint in the big leagues with the Orioles (8/12-16) and fourth overall...Claimed off waivers from the Giants on 8/11 and was activated on 8/12	
In his lone appearance with the Tides after being optioned, delivered a walk-off, two-run single on 8/20 (G1) vs. Charlotte	
Began his 2025 season with Caliente de Durango in the Mexican League...Released on 4/30 and signed a minor league contract with San Francisco on 5/2...Had his contract selected on 6/4...Was designated for assignment on 8/8	
3 • JORGE MATEO • INF/OF (R)	.180 • 1 HR • 3 RBI
Current Streak: 0-for-last-9 (since 6/1)	2025 High: 3 G (5/16-23)
6/6 at ATH: 0-3, K	Road Trip: --
Was returned from his rehab assignment and reinstated from the 60-day Injured List prior to today's game...Was placed on the 10-day IL with left elbow inflammation on 6/10, retroactive to 6/7...Began a rehab assignment with Triple-A Norfolk on 6/25, but was transferred to the 60-day IL with a left hamstring strain on 7/6...Began his latest rehab assignment on 8/20 with Norfolk	
Went 6-for-13 (.462) with a home run during his first rehab stint with the Tides from 6/25-29...In eight games during his latest rehab assignment from 8/20 (G1)-31, he hit .258 (8-for-31) with two doubles and two walks	
Stole at least one base in a career-high five straight games (w/PA) from 5/24 (G1)-31, tied with CWS' Luis Robert Jr. and TB's Chandler Simpson for the longest run by any player in MLB this season...Is the fifth Oriole in team history (since 1954) to do so (last: Corey Patterson, 9 G, 5/27-6/5/06)	
His five multi-steal games are tied for sixth most in MLB	
16 • COBY MAYO • INF (R)	.186 • 6 HR • 20 RBI
Current Streak: 1 G (1-4; since 9/1)	2025 High: 4 G (2x, last: 7/25-28)
Last Game: 1-4, 3 K	Road Trip: 3 G, 2-13, HR, 6 K
Is tied for second in the AL with 39 strikeouts since the start of August	
Batting 11-for-76 (.145) since 8/6, but five of the 11 hits in that span have gone for extra bases (2 2B, 3 HR)	
Has walked 12 times in 34 games since 7/22...Drew 10 walks in his first 45 career games beginning 8/2/24...Walked in a career-high three straight games from 8/22-25	
Eight of his 15 extra-base hits this season have been off fastballs (6 2B, 2 HR)	
On 7/28 vs. TOR, recorded a career-high three hits	
From 7/25-28, hit safely in a career-high-tying four straight contests (also 6/27-30)	
On 6/27 vs. TB, hit his first major league home run in the eighth inning and set a career high with four RBI	
6 • RYAN MOUNTCASTLE • INF (R)	.264 • 5 HR • 29 RBI
Current Streak: 4 G (8-18; since 8/28)	2025 High: 12 G (5/4-18)
8/31 at SF: 2-4, BB, K	Road Trip: 3 G, 7-14, 3 2B, HR, 3 R, 6 RBI, BB, 3 K
Has three straight multi-hit games (7 total H)...Had four extra-base hits (3 2B, HR) between Friday and Saturday at SF	
Set a season high with four RBI on Friday at SF (last: 4 RBI, 7/28/24 vs. SD)...Drove in six runs in the Giants series	
Slashing .340/.376/.511 (32-for-94) with seven doubles, three homers, and 14 RBI in 24 games since 5/27	
Is 15-for-28 (.536) with three doubles and one homer on the first pitch of an at-bat	
Stole two bases on 8/14 vs. SEA for the first time in his career...The second was a steal of home on a double steal, his second such stolen base this season...Is the fourth player in O's history (since 1954) with multiple steals of home in one year, along with Doug DeCinces (1980), Davey Johnson (1971), and Don Buford (1970)	
Was placed on the 10-day Injured List (right hamstring strain) on 5/31 and transferred to the 60-day IL on 6/23	
26 • EMMANUEL RIVERA • INF (R)	.244 • 0 HR • 5 RBI
Current Streak: 3 G (4-11; since 8/28)	2025 High: 6 G (5/2-10)
Last Game: 1-3, K	Road Trip: 2 G, 2-7, 2 RBI, 2 K
Tallied his fifth multi-hit game of the year on 8/28 vs. BOS (last: 2 H, 5/24 (G2) at BOS	
Had his contract selected from Triple-A Norfolk on 8/27...Marks his third stint on the active roster (4/28-6/10 & 6/10-7/1)	
In his last 15 big league games since 5/24, has struck out only four times in 42 plate appearances...Owns a career-low 16.9 percent strikeout rate this year	
Over his last 26 games with the Tides since 7/20, is slashing .352/.398/.448 (37-for-105) with five doubles, one triple, one homer, and 17 RBI	
In 31 MLB games this season, is hitting .262 (16-for-61) off right-handed pitching, compared to 4-for-21 (.190) off southpaws	
52 • LUIS VAZQUEZ • INF (R)	.171 • 1 HR • 3 RBI
Current Streak: 1 G (2-4; since 8/31)	2025 High: 2 G (8/22-24)
Last Game: 0-0 (Def. in 7 <sup>th</sup> )	Road Trip: 3 G, 2-4, K
Matched a career high with two hits on Sunday at SF (also 8/22 vs. HOU)	
On 8/24 vs. HOU, hit his first career home run	
Stole his first career base on 8/22 vs. HOU	
On 7/1 at TEX, made his third pitching appearance of the year, the most by a primary Orioles position player in a season since 2019 (S. Wilkerson, 4 G)...Has thrown 3.1 scoreless frames this year	





ADDITIONAL HITTER INFO

			MULTI-HIT GAMES					MULTI-RBI GAMES						LAST HR (DATE/PITCHER)		MULTI-HR GAMES		
	vs. LHP	vs. RHP	2	3	4	5	TOTAL	2	3	4	5	6+	TOTAL			2025	CAREER	LAST (HRS)
Samuel Basallo	.143	.231	2	-	-	-	2	3	-	-	-	-	3	8/30/25 at SF (Beck)		-	-	-
Dylan Beavers	.100	.395	5	-	-	-	5	1	-	-	-	-	1	8/21/25 vs. HOU (Alexander)		-	-	-
Dylan Carlson	.194	.215	7	2	-	-	9	4	1	-	-	-	5	8/16/25 at HOU (Alexander)		-	3	6/20/23 at WSH (2)
Colton Cowser	.171	.225	6	3	-	-	9	2	4	-	-	-	6	8/25/25 vs. BOS (Fitts)		-	2	9/20/24 vs. DET (2)
Gunnar Henderson	.220	.310	32	6	1	-	39	11	2	2	-	-	15	8/24/25 vs. HOU (Arrighetti)		-	2	6/21/24 at HOU (2)
Jackson Holliday	.203	.262	19	9	1	-	29	6	1	2	-	-	9	8/16/25 at HOU (Sousa)	1	1		5/4/25 vs. KC (2)
Alex Jackson	.313	.216	4	-	-	-	4	-	-	-	-	-	-	8/28/25 vs. BOS (Crochet)		-	-	-
Jeremiah Jackson	.375	.318	7	2	-	-	9	1	1	1	-	-	3	9/1/25 at SD (Morejon)		-	-	-
Daniel Johnson	.286	.182	2	-	-	-	2	-	-	-	-	-	-	6/15/25 at LAD (Yates)		-	-	-
Jorge Mateo	.185	.176	2	-	-	-	2	1	-	-	-	-	1	5/31/25 vs. CWS (Martin)		-	1	8/2/22 at TEX (2)
Coby Mayo	.221	.167	4	1	-	-	5	2	1	1	-	-	4	8/29/25 at SF (Winn)		-	-	-
Ryan Mountcastle	.268	.263	16	3	-	-	19	4	-	1	-	-	5	8/30/25 at SF (Seymour)		-	10	6/4/24 at TOR (2)
Emmanuel Rivera	.190	.262	4	1	-	-	5	1	-	-	-	-	1	9/28/24 at MIN (Varland)		-	2	9/28/24 at MIN (2)
Luis Vázquez	.158	.182	2	-	-	-	2	-	-	-	-	-	-	8/24/25 vs. HOU (Rooney)		-	-	-

O's HITTERS

2025 vs. SAN DIEGO PADRES

CAREER vs. SAN DIEGO PADRES

PLAYER	G	AB	R	H	2B	3B	HR	RBI	BB	IBB	SO	AVG	OBP	SLG	G	AB	R	H	2B	3B	HR	RBI	BB	IBB	SO	AVG	OBP	SLG
Samuel Basallo	1	4	0	2	2	0	0	2	0	0	0	.500	.500	1.000	1	4	0	2	2	0	0	2	0	0	0	.500	.500	1.000
Dylan Beavers	1	4	1	2	0	0	0	1	0	0	1	.500	.500	.500	1	4	1	2	0	0	0	1	0	0	1	.500	.500	.500
Dylan Carlson	1	3	1	0	0	0	0	0	1	0	1	.000	.250	.000	12	37	5	6	0	0	2	7	5	0	12	.162	.273	.324
Colton Cowser	1	1	0	0	0	0	0	0	0	0	1	.000	.000	.000	4	14	3	4	0	0	0	0	0	0	5	.286	.286	.286
Gunnar Henderson	1	4	0	1	0	0	0	0	1	0	0	.250	.400	.250	7	27	1	8	2	0	0	5	5	0	8	.296	.406	.370
Jackson Holliday	1	5	0	1	1	0	0	0	0	0	0	.200	.200	.400	1	5	0	1	1	0	0	0	0	0	0	.200	.200	.400
Alex Jackson	1	4	0	0	0	0	0	0	0	0	4	.000	.000	.000	7	22	0	3	1	0	0	0	1	0	15	.136	.174	.182
Jeremiah Jackson	1	5	2	3	0	0	1	1	0	0	2	.600	.600	1.200	1	5	2	3	0	0	1	1	0	0	2	.600	.600	1.200
Daniel Johnson	3	8	2	2	0	0	0	0	0	0	3	.250	.250	.250	3	8	2	2	0	0	0	0	0	0	3	.250	.250	.250
Jorge Mateo															1	2	0	0	0	0	0	0	0	0	0	.000	.000	.000
Coby Mayo	1	4	0	1	0	0	0	0	0	0	3	.250	.250	.250	1	4	0	1	0	0	0	0	0	0	3	.250	.250	.250
Ryan Mountcastle															5	20	2	5	0	0	1	7	0	0	5	.250	.238	.400
Emmanuel Rivera	1	3	0	1	0	0	0	0	0	0	1	.333	.333	.333	10	24	1	2	0	0	1	1	0	0	11	.083	.083	.208
Luis Vázquez	1	0	0	0	0	0	0	0	0	0	0	-	-	-	1	0	0	0	0	0	0	0	0	0	0	-	-	-

O's PITCHERS

2025 vs. SAN DIEGO PADRES

CAREER vs. SAN DIEGO PADRES

PLAYER	W	L	SV	G	GS	INN	H	R	ER	HR	BB	K	ERA	AVG	W	L	SV	G	GS	INN	H	R	ER	HR	BB	K	ERA	AVG
Keegan Akin	0	0	1	1	0	1.0	1	0	0	0	0	1	0.00	.250	0	0	1	2	0	2.0	1	0	0	0	0	2	0.00	.143
Kyle Bradish	0	0	0	1	1	4.0	4	2	2	0	2	5	4.50	.267	0	0	0	1	1	4.0	4	2	2	0	2	5	4.50	.267
Yennier Cano															0	0	1	1	0	1.0	3	1	1	0	0	0	9.00	.500
Shawn Dubin																												
Dietrich Enns	1	0	0	1	0	2.1	2	1	0	0	1	1	0.00	.222	1	0	0	1	0	2.1	2	1	0	0	1	1	0.00	.222
Rico Garcia	0	0	0	3	0	4.2	2	1	1	0	2	8	1.93	.133	0	0	0	4	0	5.2	3	1	1	0	2	9	1.59	.158
Dean Kremer															0	2	0	2	2	12.0	12	7	4	0	3	11	3.00	.245
Cade Povich																												
Trevor Rogers															0	0	0	2	2	10.1	11	1	1	1	4	6	0.87	.268
Kade Strowd																												
Albert Suárez															0	1	0	6	3	20.1	20	8	8	1	10	8	3.54	.267
Tomoyuki Sugano																												
Tyler Wells																												
Grant Wolfram																												

RECENT TRANSACTIONS

DATE	TRANSACTION
9/2	Reinstated <b>RHP Tyler Wells</b> (right elbow UCL surgery) and <b>INF/OF Jorge Mateo</b> (left hamstring strain) from the 60-day Injured List...Optioned <b>C Maverick Handley</b> <sup>3</sup> to Triple-A Norfolk...Designated <b>RHP Corbin Martin</b> and <b>RHP Elvin Rodríguez</b> for assignment.
9/1	<b>RHP Albert Suárez</b> (right subscapularis strain) was returned from his rehab assignment and reinstated from the 60-day Injured List...Recalled <b>C Maverick Handley</b> from Triple-A Norfolk... <b>RHP Cody Poteet</b> elected free agency in lieu of accepting an outright assignment to Triple-A Norfolk.
8/30	<b>RHP Matt Bowman</b> cleared unconditional release waivers and was released... <b>RHP Cody Poteet</b> (right shoulder inflammation) was returned from his rehab assignment, reinstated from the 60-day Injured List, and outrighted to Triple-A Norfolk.
8/29	<b>INF Vimalael Machín</b> cleared outright waivers and accepted an assignment to Triple-A Norfolk.
8/28	Activated <b>RHP Shawn Dubin</b> ...Designated <b>RHP Roansy Contreras</b> for assignment.
8/27	Selected the contracts of <b>RHP Roansy Contreras</b> and <b>INF Emmanuel Rivera</b> from Triple-A Norfolk...Transferred <b>RHP Brandon Young</b> (left hamstring strain) to the 60-day Injured List...Designated <b>INF Vimalael Machín</b> for assignment.
8/26	Reinstated <b>RHP Kyle Bradish</b> (right elbow UCL surgery) from the 60-day Injured List...Claimed <b>RHP Shawn Dubin</b> off waivers from the Houston Astros...Transferred <b>RHP Scott Blewett</b> (right elbow discomfort) to the 60-day Injured List...Designated <b>RHP Matt Bowman</b> for assignment...Optioned <b>RHP Yaramil Hiraldo</b> <sup>5</sup> to Triple-A Norfolk (postgame).
8/23	<b>RHP Cody Poteet</b> (right shoulder inflammation) began a rehab assignment with Triple-A Norfolk.
8/22	Selected the contracts of <b>RHP Matt Bowman</b> and <b>INF Vimalael Machín</b> from Triple-A Norfolk...Placed <b>RHP Brandon Young</b> (left hamstring strain) on the 15-day Injured List...Placed <b>INF Jordan Westburg</b> (right ankle sprain) on the 10-day Injured List, retroactive to 8/19...Transferred <b>RHP Félix Bautista</b> (right shoulder surgery) and <b>C Gary Sánchez</b> (right knee sprain) to the 60-day Injured List.
8/21	Claimed <b>LHP Josh Walker</b> <sup>1</sup> off waivers from the Philadelphia Phillies and optioned him to Triple-A Norfolk...Recalled <b>OF Daniel Johnson</b> from Triple-A Norfolk...Placed <b>C Adley Rutschman</b> (right oblique strain) on the 10-day Injured List, retroactive to 8/18.
8/20	<b>INF/OF Jorge Mateo</b> began a rehab assignment with Triple-A Norfolk.
8/19	<b>OF Jordyn Adams</b> cleared outright waivers and accepted an assignment to Triple-A Norfolk... <b>OF Greg Allen</b> elected free agency in lieu of accepting an outright assignment to Triple-A Norfolk.
8/17	Selected the contract of <b>C/1B Samuel Basallo</b> from Triple-A Norfolk...Reinstated <b>OF Colton Cowser</b> from the 7-day concussion Injured List...Transferred <b>RHP Zach Eflin</b> (low back discomfort) to the 60-day Injured List...Returned <b>C Maverick Handley</b> <sup>2</sup> (right wrist strain) from his rehab assignment, reinstated from the 10-day Injured List, and optioned to Triple-A Norfolk...Transferred the rehab assignment of <b>RHP Albert Suárez</b> to Triple-A Norfolk.
8/16	Selected the contract of <b>OF Dylan Beavers</b> from Triple-A Norfolk...Designated <b>OF Greg Allen</b> for assignment...Optioned <b>OF Daniel Johnson</b> <sup>1</sup> and <b>1B/OF Ryan Noda</b> <sup>2</sup> to Triple-A Norfolk (postgame).
8/13	<b>RHP Houston Roth</b> cleared outright waivers and accepted an assignment to Triple-A Norfolk.
8/12	Activated <b>OF Daniel Johnson</b> ...Optioned <b>OF Jordyn Adams</b> <sup>2</sup> to Triple-A Norfolk.
8/11	Claimed <b>OF Daniel Johnson</b> off waivers from the San Francisco Giants...Selected the contract of <b>RHP Jose Espada</b> <sup>1</sup> from Triple-A Norfolk and optioned him to Triple-A Norfolk...Designated <b>RHP Houston Roth</b> for assignment.
8/8	Signed <b>OF Greg Allen</b> to a one-year major league contract... <b>INF Ryan Mountcastle</b> (right hamstring strain) was returned from his rehab assignment and reinstated from the 60-day Injured List...Recalled <b>OF Jordyn Adams</b> from Triple-A Norfolk...Placed <b>OF Colton Cowser</b> on the 7-day concussion Injured List, retroactive to 8/7...Placed <b>OF Tyler O'Neill</b> (right wrist inflammation) on the 10-day Injured List, retroactive to 8/6... <b>C Maverick Handley</b> (right wrist sprain/concussion) began a rehab assignment with Triple-A Norfolk.

EUTAW STREET HOME RUNS

DATE	PLAYER (Team)	OPP. (Pitcher)	DISTANCE
6/28	Jonathan Aranda (TB)	BAL (Eflin)	467 ft.
4/29	Trent Grisham (NYY)	BAL (Gibson)	399 ft.
4/19	Jake Fraley (CIN)	BAL (Young)	421 ft.
2025 totals - 3 (0 by Orioles, 3 by opponents)			
*Total since 1992 - 134 (64 by Orioles, 70 by opponents)			

O's CHALLENGES

TEAM	TOTAL	WON	LOST	SUCCESS RATE
Orioles	41	18	23	44%
Opponents	29	18	11	62%
Last by O's: 8/26 vs. BOS (T9)		Batter/Runner: Rafaela		Force Play (1B)
Last by Opp.: 8/27 vs. BOS (T1)		Batter/Runner: Duran		Tag Play (2B)
				Safe/Stands
				Out/Overturned

RECORD BY POSITION

PLAYER	C	1B	2B	3B	SS	LF	CF	RF	DH
Jordyn Adams	-	-	-	-	-	-	0-1	-	-
Greg Allen	-	-	-	-	-	0-1	1-2	-	-
Samuel Basallo	2-5	0-1	-	-	-	-	-	-	3-0
Dylan Beavers	-	-	-	-	-	3-4	-	3-4	-
Dylan Carlson	-	-	-	-	-	18-17	7-5	3-5	-
Colton Cowser	-	-	-	-	-	19-22	11-14	-	0-1
Maverick Handley	7-7	-	-	-	-	-	-	-	-
Gunnar Henderson	-	-	-	-	54-65	-	-	-	3-5
Jackson Holliday	-	-	50-66	-	4-2	-	-	-	2-2
Jeremiah Jackson	-	-	-	1-3	-	-	-	7-10	1-2
Alex Jackson	10-10	-	-	-	-	-	-	-	-
Daniel Johnson	-	-	-	-	-	1-1	3-1	-	-
Heston Kjerstad	-	-	-	-	-	10-15	-	10-10	1-0
Ramón Laureano	-	-	-	-	-	9-14	0-1	21-18	3-4
Vimalael Machín	-	-	1-2	-	-	-	-	-	-
Jorge Mateo	-	-	1-4	-	0-8	1-0	4-2	-	-
Coby Mayo	-	25-21	-	0-2	-	-	-	-	3-4
Ryan Mountcastle	-	17-31	-	-	-	-	-	-	7-12
Cedric Mullins	-	-	-	-	-	-	36-50	-	1-1
Ryan Noda	-	-	-	-	-	-	-	2-1	-
Ryan O'Hearn	-	19-20	-	-	-	0-2	-	5-9	14-17
Tyler O'Neill	-	-	-	-	-	1-0	-	11-19	5-4
Emmanuel Rivera	-	1-3	-	8-9	-	-	-	-	1-0
Adley Rutschman	29-33	-	-	-	-	-	-	-	7-11
Jacob Stallings	4-7	-	-	-	-	-	-	-	-
Gary Sánchez	8-11	-	-	-	-	-	-	-	3-4
Chadwick Tromp	2-3	-	-	-	-	-	-	-	-
Ramón Urías	-	-	1-0	32-34	-	-	-	-	1-1
Luis Vázquez	-	-	1-0	1-2	4-1	-	-	-	-
Jordan Westburg	-	-	9-6	19-24	-	-	-	-	7-8

2025 BY THE NUMBERS			
	HOME	AWAY	TOTAL
Overall	31-37	31-39	62-76
MONTH	HOME	AWAY	TOTAL
March (5)	1-0	2-2	3-2
April (25)	6-7	3-9	9-16
May (27)	4-10	5-8	9-18
June (27)	8-5	8-6	16-11
July (25)	8-5	5-7	13-12
August (28)	4-10	7-7	11-17
September (25)	-	1-0	1-0
TOTAL (162)	31-37	31-39	62-76
DAY OF WEEK	HOME	AWAY	TOTAL
Monday (14)	5-1	4-4	9-5
Tuesday (23)	2-8	3-7	5-15
Wednesday (25)	4-7	3-6	7-13
Thursday (18)	4-5	5-1	9-6
Friday (26)	6-4	4-7	10-11
Saturday (28)	5-6	7-7	12-13
Sunday (27)	5-6	5-7	10-13
TOTAL (162)	31-37	31-39	62-76
VS. AL EAST	HOME	AWAY	TOTAL
Boston Red Sox (13)	1-6	4-2	5-8
New York Yankees (13)	2-1	1-2	3-3
Tampa Bay Rays (13)	2-1	3-4	5-5
Toronto Blue Jays (13)	4-2	2-2	6-4
TOTAL (52)	9-10	10-10	19-20
VS. AL CENTRAL	HOME	AWAY	TOTAL
Chicago White Sox (7)	3-0	-	3-0
Cleveland Guardians (7)	2-1	1-3	3-4
Detroit Tigers (6)	1-2	0-3	1-5
Kansas City Royals (6)	1-2	1-2	2-4
Minnesota Twins (6)	0-3	0-3	0-6
TOTAL (32)	7-8	2-11	9-19
VS. AL WEST	HOME	AWAY	TOTAL
Athletics (6)	1-2	1-2	2-4
Houston Astros (7)	1-3	2-1	3-4
Los Angeles Angels (6)	3-0	2-1	5-1
Seattle Mariners (6)	2-1	3-0	5-1
Texas Rangers (7)	1-2	1-2	2-4
TOTAL (32)	8-8	9-6	17-14
VS. NL EAST	HOME	AWAY	TOTAL
Atlanta Braves (3)	-	3-0	3-0
Miami Marlins (3)	1-2	-	1-2
New York Mets (3)	2-1	-	2-1
Philadelphia Phillies (3)	-	1-2	1-2
Washington Nationals (4)	0-3	1-2	1-5
TOTAL (16)	3-6	5-4	8-10
VS. NL CENTRAL	HOME	AWAY	TOTAL
Chicago Cubs (3)	-	1-2	1-2
Cincinnati Reds (3)	1-2	-	1-2
Milwaukee Brewers (3)	-	1-2	1-2
Pittsburgh Pirates (3)	-	-	-
St. Louis Cardinals (3)	1-2	-	1-2
TOTAL (15)	2-4	2-4	4-8
VS. NL WEST	HOME	AWAY	TOTAL
Arizona Diamondbacks (3)	-	1-2	1-2
Colorado Rockies (3)	2-1	-	2-1
Los Angeles Dodgers (3)	-	-	-
San Diego Padres (3)	-	1-0	1-0
San Francisco Giants (3)	-	1-2	1-2
TOTAL (15)	2-1	3-4	5-5

BALTIMORE ORIOLES - WALK-OFF AND MISC. HOME RUNS





Baltimore Orioles Walk-off Wins							
Date	Score	Batter/Runner	Action	RBI	Pitcher	INN	OUTS
8/13	SEA 3 @ BAL 4	Jackson Holliday	2B	1	Matt Brash	9	2
Opponent Walk-off Wins							
Date	Score	Batter/Runner	Action	RBI	Pitcher	INN	OUTS
8/16	BAL 4 @ HOU 5	Ramón Urías	FC	1	Keegan Akin	12	1
8/3	BAL 3 @ CHC 5	Justin Turner	HR	2	Keegan Akin	9	0
5/24 (G1)	BAL 5 @ BOS 6	Rafael Devers	1B	1	Gregory Soto	10	1
Baltimore Orioles Back-to-Back Home Runs							
Date	Score	Batters	Pitcher	INN	OUTS		
8/8	ATH 2 @ BAL 3	Adley Rutschman/Ryan Mountcastle	J.T. Ginn	1	2		
7/29 (G1)	TOR 4 @ BAL 16	Tyler O'Neill/Ramón Urías	Lazaro Estrada	6	1		
7/28	TOR 4 @ BAL 11	Cedric Mullins/Coby Mayo	Chris Bassitt	2	2		
6/24	TEX 6 @ BAL 5 (10)	Gary Sánchez/Ramón Urías/Ryan O'Hearn	Chris Martin	7	0		
6/14	LAA 5 @ BAL 6	Cedric Mullins/Gary Sánchez	Tyler Anderson	6	0		
6/5	BAL 4 @ SEA 3	Adley Rutschman/Gunnar Henderson	Bryan Woo	6	0		
5/14 (G2)	MIN 8 @ BAL 6	Cedric Mullins/Heston Kjerstad	Simeon Woods Richardson	3	2		
4/19	CIN 5 @ BAL 9	Ramón Laureano/Jordan Westburg	Carson Spiers	7	2		
4/19	CIN 5 @ BAL 9	Cedric Mullins/Gunnar Henderson	Hunter Greene	1	0		
3/27	BAL 12 @ TOR 2	Adley Rutschman/Jordan Westburg	Yariel Rodríguez	8	1		
Opponent Back-to-Back Home Runs							
Date	Score	Batters	Pitcher	INN	OUTS		
8/4	BAL 3 @ PHI 13	Edmundo Sosa/Weston Wilson	Elvin Rodríguez	8	1		
5/18	WSH 10 @ BAL 4	Dylan Crews/CJ Abrams	Zach Eflin	2	1		
5/15	MIN 4 @ BAL 0	DaShawn Keirsey Jr./Byron Buxton	Tomoyuki Sugano	3	1		
5/4	KC 11 @ BAL 6	Bobby Witt Jr./Vinnie Pasquantino	Yennier Cano	7	1		
4/29	NY 15 @ BAL 3	Trent Grisham/Aaron Judge/Ben Rice	Kyle Gibson	1	0		
4/17	CLE 2 @ BAL 6	Daniel Schneemann/Austin Hedges	Tomoyuki Sugano	3	0		
4/9	BAL 0 @ AZ 9	Pavin Smith/Josh Naylor	Dean Kremer	5	1		

LAST TIME IT HAPPENED	
BATTING	
Eutaw St. Home Run	Gunnar Henderson, 8/14/24 vs. WSH (Herz)
Opponent	Jonathan Aranda, 6/28/25 vs. TB (Eflin)
Second Deck Home Run in LF at OPACY	Austin Hays, 6/7/22 vs. CHC (Mills)
Opponent	Pete Alonso, 9/2/20 vs. NYM (Means)
Grand Slam	Gary Sánchez, 6/15/25 vs. LAA (Brogdon)
Two Grand Slams in One Game	Reimold, Clevenger, 9/11/15 vs. KC (Herrera, Chamberlain)
Pinch-Hit Home Run	Alex Jackson, 7/26/25 vs. COL (Farmer)
Pinch-Hit Walk-Off Home Run	Nolan Reimold, 7/24/16 vs. CLE (Allen)
Pinch-Hit Grand Slam	Dwight Evans, 7/26/91 vs. OAK (Nelson)
Inside the Park Home Run	Jorge Mateo, 8/20/23 at OAK (Sears)
LH & RH Home Run, Same Game	Anthony Santander, 8/7/24 at TOR (Francis, Yarbrough)
Individual 2-Home Run Game	Jackson Holliday, 5/4/25 vs. KC (Lorenzen)
Individual 3-Home Run Game	Ryan Mountcastle, 6/19/21 vs. TOR (Manoah, Kay)
Individual 4-Home Run Game	Never
Home Run in Consecutive Games	Colton Cowser, 8/22-23/25 vs. HOU
Home Run in 3 Consecutive Games	Tyler O'Neill, 7/25-29 (G1)/25 vs. COL, vs. TOR (4 G)
Home Run in 4 Consecutive Games	Tyler O'Neill, 7/25-29 (G1)/25 vs. COL, vs. TOR
Home Run in 5 Consecutive Games	Jonathan Schoop, 7/22-27/18 vs. TOR, BOS, TB
Home Run in 6 Consecutive Games	Chris Davis, 9/26-10/2/12 vs. TOR, BOS, TB
4-Home Run Game, Team	7/29/25 (G1) vs. TOR
5-Home Run Game, Team	4/19/25 vs. CIN
6-Home Run Game, Team	3/27/25 at TOR
7-Home Run Game, Team	6/2/16 vs. BOS
8+-Home Run Game, Team	6/16/15 vs. PHI (8 HR)
10+-Run Game, Team	8/17/25 at HOU (12 R)
15+-Run Game, Team	7/29/25 (G1) vs. TOR (16 R)
20+-Run Game, Team	6/27/25 vs. TB (22 R)
Back-to-Back HR	Rutschman/Mountcastle, 8/8/25 vs. ATH (1 <sup>st</sup> inning)
Back-to-Back HR to Start First Inning	Mullins/Henderson, 4/19/25 vs. CIN
Back-to-Back-to-Back HR	Sánchez/Urias/O'Hearn, 6/24/25 vs. TEX (7 <sup>th</sup> inning)
Back-to-Back-to-Back HR to Start First Inning	Flaherty/Hardy/Markakis, 5/10/12 (G1) vs. TEX
2 Back-to-Back HRs, Same Game	Mullins/Henderson (1 <sup>st</sup> ) & Laureano/Westburg (7 <sup>th</sup> ), 4/19/25 vs. CIN
Leadoff Home Run	Jackson Holliday, 7/20/25 at TB (Pepiot)
Walk-Off Win	Jackson Holliday (2B), 8/13/25 vs. SEA (Brash)
Walk-Off Home Run	Anthony Santander, 9/19/24 vs. SF (Walker)
Walk-Off Grand Slam	Manny Machado, 8/18/17 vs. LAA (Middleton)
Walk-Off Home Run, Eutaw St.	Rio Ruiz, 8/11/19 vs. HOU (Osuna)
Home Run, 15 <sup>th</sup> Inning or later	Jonathan Villar, 7/25/19 at LAA (Canning)
Home Run, 17 <sup>th</sup> Inning or later	Adam Jones, 5/6/12 at BOS (McDonald)
Home Run by a Pitcher	Zack Britton, 7/3/11 at ATL (Beachy)
2-Home Run Game by a Pitcher	Milt Pappas, 8/27/61 at MIN (Ramos)
Oriole to hit a Home Run for 1 <sup>st</sup> ML hit	Connor Norby, 6/4/24 at TOR (Pearson)
Oriole w/ 2 Home Runs in One Inning	Mark Trumbo, 4/15/16 at TEX (7 <sup>th</sup> inning, Pérez, Shields, Albers)
Oriole w/ 3 Home Runs in Consecutive Innings	Manny Machado, 8/7/16 at CWS (1 <sup>st</sup> , 2 <sup>nd</sup> , 3 <sup>rd</sup> inning, Faulkner, Albers)
5-Hit Game	Adley Rutschman, 6/21/24 at HOU
6-Hit Game	Cal Ripken, Jr., 6/13/99 at ATL
5-RBI Game	Jordan Westburg, 8/17/25 at HOU
6-RBI Game	Adley Rutschman, 6/9/24 at TB
7-RBI Game	Ryan Mountcastle, 4/11/23 vs. OAK (9 RBI)
8-RBI Game	Ryan Mountcastle, 4/11/23 vs. OAK (9 RBI)
9-RBI Game	Ryan Mountcastle, 4/11/23 vs. OAK
PITCHING	
Perfect Game	Never
No-Hitter	5/5/21 at SEA (Means)
1-Hitter	8/15/25 at HOU (Young, Hiraldo)
Complete Game	8/1/25 at CHC (Rogers, 8.0 IP)
Complete Game, 9.0+ IP	9/23/22 vs. HOU (Kremer, 9.0 IP)
Shutout	9/23/22 vs. HOU (Kremer)
Team Shutout	8/17/25 at HOU (Kremer, Wolfram, Martin)
Consecutive CG, Pitcher	Sidney Ponson (2), 5/16-22/04
Consecutive Shutouts, Pitcher	Mike Mussina (2), 9/26-10/1/95
Consecutive CG, Team	5/13-14/11 (Guthrie, Bergesen)
Consecutive Shutouts, Team	4/18-19/23 at WSH
10+ Strikeout Game, Pitcher	Kyle Bradish (10), 8/26/25 vs. BOS
15+ Strikeout Game, Pitcher	Erik Bedard (15), 7/7/07 at TEX
10+ Strikeout Game, Team	8/26/25 vs. BOS (11 K)
15+ Strikeout Game, Team	8/16/25 at HOU (16 K)
4+ Strikeouts in an inning	Mike Cuellar (4), 5/29/70 at CAL
Immaculate Inning	Brandon Young, 7/8/25 vs. NYM (5 <sup>th</sup> inning)
MISCELLANEOUS	
Hit for the Cycle	Cedric Mullins, 5/12/23 vs. PIT (7 <sup>th</sup> in club history)
Steal of Home	Ryan Mountcastle, 8/14/25 vs. SEA
Position Player to Pitch	Alex Jackson, 8/31/25 at SF (1.0 IP)
Triple Play Turned	9/18/22, Bottom 3 <sup>rd</sup> at TOR (Chapman batting/Kremer pitching)
Manager Ejection	Scoring: 6-4-3 (Mateo-Vavra-Aguilar)
Player Ejection	Tony Mansolino, 7/20/25 at TB (1 <sup>st</sup> career)
	Ryan O'Hearn, 7/21/25 at CLE (3 <sup>rd</sup> career)
WINNING SWEEPS	
2-Game, at OPACY	9/26-27/23 vs. WSH
2-Game, Road	8/18-19/25 at BOS
3-Game, at OPACY	6/13-15/25 vs. LAA
3-Game, Road	7/4-6/25 at ATL
4-Game, at OPACY	7/7-10/22 vs. LAA
4-Game, Road	6/7-10/24 at TB
Doubleheader	7/29/25 vs. TOR



2025 SCHEDULE

G#	DATE	OPP.	W-L	SCORE	WP/LP/SV	REC	POS	GA/GB	ATT.
1	3/27	at TOR	W	12-2	Eflin/Berrios	1-0	T-1 <sup>st</sup>	+0.5	40,734
2	3/28	at TOR	L	8-2	Gausman/Morton	1-1	T-3 <sup>rd</sup>	-0.5	26,289
3	3/29	at TOR	W	9-5	Kremer/Lovelyade	2-1	2 <sup>nd</sup>	-0.5	27,005
4	3/30	at TOR	L	3-1	Bassitt/Sugano/Hoffman	2-2	3 <sup>rd</sup>	-1.5	21,069
5	3/31	vs. BOS	W	8-5	Dominguez/Newcomb	3-2	3 <sup>rd</sup>	-1.0	45,002*
MARCH TOTALS: 3-2				TEAM ERA: 4.60	TEAM AVG: .305				
6	4/1	OFF DAY				3-2	4 <sup>th</sup>	-1.0	
6	4/2	vs. BOS	L	3-0	Crochet/Eflin/Chapman	3-3	4 <sup>th</sup>	-1.5	18,146
7	4/3	vs. BOS	L	8-4	Kelly/Morton	3-4	T-4 <sup>th</sup>	-2.0	16,656
8	4/4	at KC	L	8-2	Lugo/Kremer	3-5	5 <sup>th</sup>	-2.5	14,196
9	4/5	at KC	W	8-1	Sugano/Wacha	4-5	5 <sup>th</sup>	-2.5	14,383
10	4/6	at KC	L	4-1	Bubic/Povich/Estévez	4-6	5 <sup>th</sup>	-2.5	19,098
11	4/7	at AZ	W	5-1	Eflin/Gallen	5-6	T-4 <sup>th</sup>	-1.5	20,333
12	4/8	at AZ	L	4-3	Kelly/Morton/Martinez	5-7	4 <sup>th</sup>	-2.0	23,843
13	4/9	at AZ	L	9-0	Pfaadt/Kremer	5-8	5 <sup>th</sup>	-2.5	22,411
14	4/10	OFF DAY				5-8	5 <sup>th</sup>	-2.5	
14	4/11	vs. TOR	**POSTPONED**		Rescheduled for 7/29 (DH)	5-8	5 <sup>th</sup>	-2.5	
14	4/12	vs. TOR	W	5-4	Baker/Francis/Bautista	6-8	T-4 <sup>th</sup>	-2.0	22,130
15	4/13	vs. TOR	L	7-6 (10)	Hoffman/Bowman	6-9	5 <sup>th</sup>	-2.5	27,193
16	4/14	OFF DAY				6-9	5 <sup>th</sup>	-2.5	
16	4/15	vs. CLE	L	6-3	Allen/Morton/Clase	6-10	5 <sup>th</sup>	-3.5	14,203
17	4/16	vs. CLE	W	9-1	Kremer/Williams	7-10	5 <sup>th</sup>	-3.5	13,964
18	4/17	vs. CLE	W	6-2	Sugano/Bibee	8-10	4 <sup>th</sup>	-3.5	16,201
19	4/18	vs. CIN	L	8-3	Abbott/Povich	8-11	4 <sup>th</sup>	-4.5	42,587*
20	4/19	vs. CIN	W	9-5	Dominguez/Greene/Bautista	9-11	4 <sup>th</sup>	-3.5	28,534
21	4/20	vs. CIN	L	24-2	Rogers/Morton/Wynne	9-12	4 <sup>th</sup>	-4.5	19,053
22	4/21	OFF DAY				9-12	4 <sup>th</sup>	-4.0	
22	4/22	at WSH	L	7-0	Parker/Kremer	9-13	4 <sup>th</sup>	-4.0	29,504
23	4/23	at WSH	L	4-3	López/Soto/Finnegan	9-14	5 <sup>th</sup>	-5.0	22,246
24	4/24	at WSH	W	2-1	Povich/Gore/Bautista	10-14	5 <sup>th</sup>	-4.5	23,058
25	4/25	at DET	**POSTPONED**		Rescheduled for 4/26 (DH)	10-14	5 <sup>th</sup>	-4.0	
25	4/26-1	at DET	L	4-3	Mize/Young/Vest	10-15			28,509
26	4/26-2	at DET	L	6-2	Hurter/Morton	10-16	5 <sup>th</sup>	-5.0	21,422
27	4/27	at DET	L	7-0	Skubal/Kremer	10-17	5 <sup>th</sup>	-6.5	28,613
28	4/28	vs. NYY	W	4-3	Sugano/Warren/Bautista	11-17	5 <sup>th</sup>	-5.5	22,775
29	4/29	vs. NYY	L	15-3	Rodón/Gibson	11-18	5 <sup>th</sup>	-6.5	22,164
30	4/30	vs. NYY	W	5-4	Baker/Carrasco/Bautista	12-18	5 <sup>th</sup>	-5.5	22,381
APRIL TOTALS: 9-16				TEAM ERA: 5.64	TEAM AVG: .206				
31	5/1	OFF DAY				12-18	5 <sup>th</sup>	-5.5	
31	5/2	vs. KC	W	3-0	Kremer/Wacha/Bautista	13-18	5 <sup>th</sup>	-5.5	26,364
32	5/3	vs. KC	L	4-0	Bubic/Sugano	13-19	5 <sup>th</sup>	-5.5	19,348
33	5/4	vs. KC	L	11-6	Zerpa/Cano	13-20	5 <sup>th</sup>	-5.5	31,956
34	5/5	OFF DAY				13-20	5 <sup>th</sup>	-5.0	
34	5/6	at MIN	L	9-1	López/Povich	13-21	5 <sup>th</sup>	-6.0	19,779
35	5/7	at MIN	L	5-2	Coulombe/Morton/Duran	13-22	5 <sup>th</sup>	-7.0	16,417
36	5/8	at MIN	L	5-2	Jax/Cano/Duran	13-23	5 <sup>th</sup>	-7.5	17,410
37	5/9	at LAA	W	4-1	Sugano/Hendricks/Bautista	14-23	5 <sup>th</sup>	-7.5	30,778
38	5/10	at LAA	L	5-2	Kochanowicz/Gibson	14-24	5 <sup>th</sup>	-7.5	27,975
39	5/11	at LAA	W	7-3	Eflin/Ty. Anderson	15-24	5 <sup>th</sup>	-8.0	29,460
40	5/12	OFF DAY				15-24	5 <sup>th</sup>	-8.0	
40	5/13	vs. MIN	**POSTPONED**		Rescheduled for 5/14 (DH)	15-24	5 <sup>th</sup>	-7.5	
40	5/14-1	vs. MIN	L	6-3	Stewart/Kremer/Duran	15-25	5 <sup>th</sup>	-8.5	
41	5/14-2	vs. MIN	L	8-6	Funderburk/Cano/Sands	15-26	5 <sup>th</sup>	-9.0	10,169
42	5/15	vs. MIN	L	4-0	Paddack/Sugano	15-27	5 <sup>th</sup>	-9.5	30,926
43	5/16	vs. WSH	L	4-3	López/Bautista/Finnegan	15-28	5 <sup>th</sup>	-10.5	21,171
44	5/17	vs. WSH	L	10-6	Irvin/Gibson	15-29	5 <sup>th</sup>	-10.5	28,208
45	5/18	vs. WSH	L	10-4	Soroka/Eflin	15-30	5 <sup>th</sup>	-11.5	37,264
46	5/19	at MIL	L	5-4	Uribe/Cano/Megill	15-31	5 <sup>th</sup>	-12.0	22,319
47	5/20	at MIL	L	5-2	Henderson/McDermott/Uribe	15-32	5 <sup>th</sup>	-13.0	22,778
48	5/21	at MIL	W	8-4 (11)	Baker/Alexander	16-32	5 <sup>th</sup>	-13.0	30,554
49	5/22	at BOS	**POSTPONED**		Rescheduled for 5/23 (DH)	16-32	5 <sup>th</sup>	-13.5	
49	5/23-1	at BOS	L	19-5	Whitlock/Dominguez	16-33	5 <sup>th</sup>	-14.0	31,150
50	5/23-2	at BOS	**POSTPONED**		Rescheduled for 5/24 (DH)	16-33	5 <sup>th</sup>	-13.5	
50	5/24-1	at BOS	L	6-5 (10)	Weissert/Soto	16-34	5 <sup>th</sup>	-14.5	30,958
51	5/24-2	at BOS	W	2-1	Kittredge/Bernardino/Dominguez	17-34	5 <sup>th</sup>	-14.0	34,604
52	5/25	at BOS	W	5-1	Kremer/Buehler	18-34	5 <sup>th</sup>	-14.0	36,824
53	5/26	vs. STL	W	5-2	Morton/Fedde/Bautista	19-34	5 <sup>th</sup>	-14.0	21,717
54	5/27	vs. STL	L	7-4	Matz/Baker/Helsley	19-35	5 <sup>th</sup>	-15.0	13,779
55	5/28	vs. STL	L	6-4	King/Povich/Helsley	19-36	5 <sup>th</sup>	-16.0	14,491
56	5/29	OFF DAY				19-36	5 <sup>th</sup>	-16.0	
56	5/30	vs. CWS	W	2-1	Eflin/Burke/Bautista	20-36	5 <sup>th</sup>	-15.0	22,108
57	5/31	vs. CWS	W	4-2	Kremer/Martin/Bautista	21-36	5 <sup>th</sup>	-14.0	23,470
MAY TOTALS: 9-18				TEAM ERA: 5.21	TEAM AVG: .250				
58	6/1	vs. CWS	W	3-2	Morton/Houser/Baker	22-36	5 <sup>th</sup>	-14.0	33,037
59	6/2	OFF DAY				22-36	5 <sup>th</sup>	-14.0	
59	6/3	at SEA	W	5-1	Sugano/Kirby	23-36	5 <sup>th</sup>	-14.0	21,089
60	6/4	at SEA	W	3-2	Cano/Vargas/Bautista	24-36	5 <sup>th</sup>	-13.0	19,231
61	6/5	at SEA	W	4-3	Eflin/Woo/Baker	25-36	5 <sup>th</sup>	-13.0	27,887
62	6/6	at ATH	L	5-4	Sears/Kremer/Miller	25-37	5 <sup>th</sup>	-14.0	8,424
63	6/7	at ATH	W	7-4	Akin/Severino/Bautista	26-37	5 <sup>th</sup>	-13.0	9,185
64	6/8	at ATH	L	5-1	Newcomb/Sugano	26-38	5 <sup>th</sup>	-13.0	8,836
65	6/9	OFF DAY				26-38	5 <sup>th</sup>	-13.0	
65	6/10	vs. DET	L	5-3	Lee/Povich/Vest	26-39	5 <sup>th</sup>	-14.0	20,291
66	6/11	vs. DET	W	10-1	Eflin/Mize	27-39	5 <sup>th</sup>	-14.0	18,630
67	6/12	vs. DET	L	4-1	Skubal/Kremer/Vest	27-40	5 <sup>th</sup>	-15.0	18,800
68	6/13	vs. LAA	W	2-0	Morton/Kochanowicz/Bautista	28-40	5 <sup>th</sup>	-14.0	20,204
69	6/14	vs. LAA	W	6-5	Akin/Anderson/Bautista	29-40	5 <sup>th</sup>	-13.0	26,313
70	6/15	vs. LAA	W	11-2	Povich/Kikuchi	30-40	5 <sup>th</sup>	-12.0	33,370
71	6/16	at TB	L	7-1	Pepiot/Eflin	30-41	5 <sup>th</sup>	-12.0	10,046
72	6/17	at TB	W	5-1	Kremer/Littell	31-41	5 <sup>th</sup>	-11.0	10,046
73	6/18	at TB	L	12-8	Montgomery/Kittredge	31-42	5 <sup>th</sup>	-11.0	10,046
74	6/19	at TB	W	4-1	Morton/Rasmussen/Bautista	32-42	5 <sup>th</sup>	-11.0	10,046
75	6/20	at NYY	W	5-3	Blewett/Weaver/Bautista	33-42	5 <sup>th</sup>	-10.0	47,034
76	6/21	at NYY	L	9-0	Schmidt/Eflin	33-43	5 <sup>th</sup>	-11.0	46,142
77	6/22	at NYY	L	4-2	Cruz/Baker/Williams	33-44	5 <sup>th</sup>	-12.0	45,571
78	6/23	vs. TEX	W	6-0	Rogers/Corbin	34-44	5 <sup>th</sup>	-11.0	13,929
79	6/24	vs. TEX	L	6-5 (10)	Jackson/Dominguez/Garcia	34-45	5 <sup>th</sup>	-11.0	16,909
80	6/25	vs. TEX	L	7-0	deGrom/Young	34-46	5 <sup>th</sup>	-12.0	22,828
81	6/26	OFF DAY				34-46	5 <sup>th</sup>	-12.0	
81	6/27	vs. TB	W	22-8	Sugano/Orze	35-46	5 <sup>th</sup>	-12.0	20,047
82	6/28	vs. TB	L	11-3	Littell/Eflin	35-47	5 <sup>th</sup>	-12.0	30,491
83	6/29	vs. TB	W	5-1	Kremer/Bradley	36-47	5 <sup>th</sup>	-12.0	19,226
84	6/30	at TEX	W	10-6 (10)	Akin/Milner	37-47	5 <sup>th</sup>	-11.0	27,420
JUNE TOTALS: 16-11				TEAM ERA: 4.05	TEAM AVG: .253				
85	7/1	at TEX	L	10-2	deGrom/Young/Latz	37-48	5 <sup>th</sup>	-11.0	30,933
86	7/2	at TEX	L	6-0	Eovaldi/Sugano/Dunning	37-49	5 <sup>th</sup>	-11.0	27,636
87	7/3	OFF DAY				37-49	5 <sup>th</sup>	-11.5	
87	7/4	at ATL	W	3-2	Morton/Strider/Bautista	38-49	5 <sup>th</sup>	-11.5	40,249
88	7/5	at ATL	W	9-6 (10)	Bautista/Montero/Cano	39-49	5 <sup>th</sup>	-11.5	37,170
89	7/6	at ATL	W	2-1	Rogers/Holmes/Dominguez	40-49	5 <sup>th</sup>	-11.5	34,012
90	7/7	OFF DAY				40-49	5 <sup>th</sup>	-12.0	
90	7/8	vs. NYM	L	7-6 (10)	Díaz/Cano/Brazobán	40-50	5 <sup>th</sup>	-13.0	35,200
91	7/9	vs. NYM	**POSTPONED**		Rescheduled for 7/10 (DH)	40-50	5 <sup>th</sup>	-12.5	
91	7/10-1	vs. NYM	W	3-1	Wolfgram/Staneck/Bautista	41-50	5 <sup>th</sup>	-12.0	25,262
92	7/10-2	vs. NYM	W	7-3	Sugano/Hagenman	42-50	5 <sup>th</sup>	-11.5	17,961
93	7/11	vs. MIA	W	5-2	Kremer/Cabrera	43-50	5 <sup>th</sup>	-11.5	22,213
94	7/12	vs. MIA	L	6-0	Junk/Rogers	43-51	5 <sup>th</sup>	-11.5	34,332
95	7/13	vs. MIA	L	11-1	Pérez/Young	43-52	5 <sup>th</sup>	-11.5	17,759

7/14	Home Run Derby (Truist Park - Atlanta, GA)									
7/15	MLB All-Star Game (Truist Park - Atlanta, GA)									
7/16-17 All-Star Break										
96	7/18	at TB	L	11-1	Bradley/Morton	43-53	5 <sup>th</sup>	-12.5	10,046	
97	7/19	at TB	L	4-3	Uceta/Domínguez/Fairbanks	43-54	5 <sup>th</sup>	-13.5	10,046	
98	7/20	at TB	W	5-3	Rogers/Pepiot/Bautista	44-54	5 <sup>th</sup>	-13.5	9,195	
99	7/21	at CLE	L	10-5	Bibee/Selby	44-55	5 <sup>th</sup>	-14.5	21,748	
100	7/22	at CLE	L	6-3	Cantillo/Young/Clase	44-56	5 <sup>th</sup>	-14.5	22,714	
101	7/23	at CLE	L	3-2	Gaddis/Selby/Clase	44-57	5 <sup>th</sup>	-15.5	30,476	
102	7/24	at CLE	W	4-3	Morton/Allen/Soto	45-57	5 <sup>th</sup>	-15.5	26,223	
103	7/25	vs. COL	L	6-5	Bird/Kittredge/Halvorsen	45-58	5 <sup>th</sup>	-16.5	25,090	
104	7/26	vs. COL	W	18-0	Rogers/Senzatela	46-58	5 <sup>th</sup>	-16.5	20,188	
105	7/27	vs. COL	W	5-1	Sugano/Gomber	47-58	5 <sup>th</sup>	-15.5	16,407	
106	7/28	vs. TOR	W	11-4	Martin/Bassitt	48-58	5 <sup>th</sup>	-14.5	20,176	
107	7/29-1	vs. TOR	W	16-4	Morton/Lucas	49-58	5 <sup>th</sup>	-13.5	16,194	
108	7/29-2	vs. TOR	W	3-2	Kittredge/Hoffman/Martin	50-58	5 <sup>th</sup>	-12.5	14,929	
109	7/30	vs. TOR	L	9-8	Fluharty/Cano/Hoffman	50-59	5 <sup>th</sup>	-13.5	17,049	
JULY TOTALS: 13-12				TEAM ERA: 4.79	TEAM AVG: .257					
110	8/1	at CHC	L	1-0	Horton/Rogers/Palencia	50-60	5 <sup>th</sup>	-13.5	40,520	
111	8/2	at CHC	W	4-3	Wolfram/Thielbar/Akin	51-60	5 <sup>th</sup>	-13.5	40,781	
112	8/3	at CHC	L	5-3	Palencia/Akin	51-61	5 <sup>th</sup>	-13.5	39,430	
113	8/4	at PHI	L	13-3	Luzardo/Povich	51-62	5 <sup>th</sup>	-14.5	41,099	
114	8/5	at PHI	L	5-0	Walker/Kremer	51-63	5 <sup>th</sup>	-15.5	43,660	
115	8/6	at PHI	W	5-1	Rogers/Suárez	52-63	5 <sup>th</sup>	-15.5	42,030	
8/7		OFF DAY				52-63	5 <sup>th</sup>	-15.5		
116	8/8	vs. ATH	W	3-2	Sugano/Ginn/Akin	53-63	5 <sup>th</sup>	-14.5	20,796	
117	8/9	vs. ATH	L	11-3	Perkins/Young	53-64	5 <sup>th</sup>	-14.5	30,078	
118	8/10	vs. ATH	L	3-2	Alvarado/Akin	53-65	5 <sup>th</sup>	-15.5	23,183	
8/11		OFF DAY				53-65	5 <sup>th</sup>	-15.5		
119	8/12	vs. SEA	L	1-0	Kirby/Kremer/Muñoz	53-66	5 <sup>th</sup>	-16.5	19,356	
120	8/13	vs. SEA	W	4-3	Akin/Brash	54-66	5 <sup>th</sup>	-15.5	17,290	
121	8/14	vs. SEA	W	5-3	Sugano/Evans/Enns	55-66	5 <sup>th</sup>	-15.5	14,083	
122	8/15	at HOU	W	7-0	Young/Valdez	56-66	5 <sup>th</sup>	-15.5	33,654	
123	8/16	at HOU	L	5-4 (12)	De Los Santos/Akin	56-67	5 <sup>th</sup>	-16.5	37,641	
124	8/17	at HOU	W	12-0	Kremer/Javier	57-67	5 <sup>th</sup>	-15.5	36,411	
125	8/18	at BOS	W	6-3	Rogers/May	58-67	5 <sup>th</sup>	-14.5	36,961	
126	8/19	at BOS	W	4-3 (11)	Cano/Whitlock/Martin	59-67	5 <sup>th</sup>	-14.0	37,435	
8/20		OFF DAY				59-67	5 <sup>th</sup>	-14.0		
127	8/21	vs. HOU	L	7-2	Alexander/Young	59-68	5 <sup>th</sup>	-14.5	18,061	
128	8/22	vs. HOU	L	10-7	Okert/Povich/Abreu	59-69	5 <sup>th</sup>	-15.5	24,224	
129	8/23	vs. HOU	L	9-8	Blubaugh/Enns/Abreu	59-70	5 <sup>th</sup>	-16.5	30,159	
130	8/24	vs. HOU	W	3-2	Rogers/Arrighetti/Akin	60-70	5 <sup>th</sup>	-15.5	19,746	
131	8/25	vs. BOS	L	4-3	Fitts/Sugano/Chapman	60-71	5 <sup>th</sup>	-16.5	15,740	
132	8/26	vs. BOS	L	5-0	Giolito/Bradish	60-72	5 <sup>th</sup>	-16.5	14,776	
133	8/27	vs. BOS	L	3-2	Weissert/Akin/Chapman	60-73	5 <sup>th</sup>	-17.5	16,790	
134	8/28	vs. BOS	L	3-2	Hicks/Garcia/Matz	60-74	5 <sup>th</sup>	-18.0	15,374	
135	8/29	at SF	L	15-8	Bivens/Kremer	60-75	5 <sup>th</sup>	-18.0	40,043	
136	8/30	at SF	W	11-1	Rogers/Seymour	61-75	5 <sup>th</sup>	-17.0	37,711	
137	8/31	at SF	L	13-2	Verlander/Sugano/Bivens	61-76	5 <sup>th</sup>	-18.0	39,220	
AUGUST TOTALS: 11-17				TEAM ERA: 4.13	TEAM AVG: .228					
138	9/1	at SD	W	4-3	Enns/Adam/Akin	62-76	5 <sup>th</sup>	-17.0	45,586	
139	9/2	at SD	9:40 PM	MASN2						
140	9/3	at SD	4:10 PM	MASN2						
9/4		OFF DAY								
141	9/5	vs. LAD	7:05 PM	MASN						
142	9/6	vs. LAD	7:05 PM	MASN						
143	9/7	vs. LAD	1:35 PM	MASN						
9/8		OFF DAY								
144	9/9	vs. PIT	6:35 PM	MASN						
145	9/10	vs. PIT	6:35 PM	MASN						
146	9/11	vs. PIT	1:05 PM	MASN						
147	9/12	at TOR	7:07 PM	MASN2						
148	9/13	at TOR	3:07 PM	MASN2						
149	9/14	at TOR	1:37 PM	MASN2						
150	9/15	at CWS	7:40 PM	MASN2						
151	9/16	at CWS	7:40 PM	MASN2						
152	9/17	at CWS	2:10 PM	MASN2						
153	9/18	vs. NYY	7:15 PM	FOX						
154	9/19	vs. NYY	7:05 PM	MASN						
155	9/20	vs. NYY	7:05 PM	MASN						
156	9/21	vs. NYY	1:35 PM	MASN						
9/22		OFF DAY								
157	9/23	vs. TB	6:35 PM	MASN2						
158	9/24	vs. TB	6:35 PM	MASN2   FS1*						
159	9/25	vs. TB	1:05 PM	MASN						
160	9/26	at NYY	7:05 PM	MASN						
161	9/27	at NYY	1:05 PM	MASN						
162	9/28	at NYY	3:05 PM	MASN						
SEPTEMBER TOTALS: 1-0				TEAM ERA: 2.00	TEAM AVG: .297					
*Indicates home sellout										
^Indicates out-of-market broadcast										
Pitchers in CAPS indicates complete game										
All times listed are Eastern										
MASN and MASN2 games can also be streamed locally via <a href="#">MASN+</a>										
All games broadcast on the Orioles Radio Network and 98 Rock 97.9 FM/HD2 & WBAL NewsRadio 1090 AM/101.5 FM										
<div><div><div></div><div></div></div><div><div></div><div></div></div></div>										
DELAYS & POSTPONEMENTS										
DATE	OPPONENT (Reason)			TIME (Delay)			RESULT			
8/14	vs. SEA (rain)			2:18 (top 6 <sup>th</sup> )			W, 5-3			
8/13	vs. SEA (inclement weather)			1:40 (pregame)			W, 4-3			
7/27	vs. COL (inclement weather)			0:28 (pregame)			W, 5-1			
7/20	at TB (rain)			2:36 (top 7 <sup>th</sup> )			W, 5-3			
7/13	vs. MIA (inclement weather)			1:38 (pregame)			L, 11-1			
7/9	vs. NYM (inclement weather)			Postponed			Rescheduled for a DH on 7/10			
7/9	vs. NYM (inclement weather)			0:46 (pregame)			L, 7-6			
6/19	at TB (inclement weather)			0:10 (pregame)			W, 4-1			
6/13	vs. LAA (rain)			2:16 (pregame, bottom 5 <sup>th</sup> )			W, 2-0			
5/28	vs. STL (rain)			0:31 (pregame)			L, 6-4			
5/24 (G1)	at BOS (rain)			0:26 (pregame)			L, 6-5			
5/23 (G2)	at BOS (rain)			Postponed			Rescheduled for a DH on 5/24			
5/22	at BOS (rain)			Postponed			Rescheduled for a DH on 5/23			
5/16	vs. WSH (inclement weather)			0:12 (pregame)			L, 4-3			
5/13	vs. MIN (inclement weather)			Postponed			Rescheduled for a DH on 5/14			
5/3	vs. KC (rain)			0:57 (top 2 <sup>nd</sup> )			L, 4-0			
4/25	at DET (inclement weather)			Postponed			Rescheduled for a DH on 4/26			
4/11	vs. TOR (rain)			Postponed			Rescheduled for a DH on 7/29			
TOTAL TIME OF DELAYS: 13:58										
COLDEST GAME TIME TEMPERATURE: 45 degrees, April 5 at Kansas City (W, 8-1)										
WARMEST GAME TIME TEMPERATURE: 100 degrees, 2x, last: June 24 vs. Texas (L, 6-5 [10])										