

BALTIMORE ORIOLES (61-75) at SAN FRANCISCO GIANTS (67-69)

RHP Tomoyuki Sugano (10-6, 4.06) vs. RHP Justin Verlander (2-10, 4.47)

Sunday, August 31, 2025 • 4:05 p.m. ET • Oracle Park • San Francisco, CA

TV: MASN2 • Radio: 98 Rock 97.9 FM/HD2 & WBAL NewsRadio 1090 AM/101.5 FM

Game No. 137

Road Game No. 69

O's AT A GLANCE	
Overall	61-75
Home	31-37
Road	30-38
Day	30-28
Night	31-47
Current Streak	W1
Last 5 Games	1-4
Last 10 Games	2-8
March	3-2
April	9-16
May	9-18
June	16-11
July	13-12
August	11-16
September	-
vs. LHSP	19-22
vs. RHSP	42-53
Series Opener	21-23
Series Opener at Home	12-10
Series Opener on Road	9-13
By Series	14-25-4
By Home Series	9-12-1
By Road Series	5-13-3
Rubber Games	8-14
Sweeps/Were Swept	5-5
Scored First	43-23
Opponent Scored First	18-52
1-run games	19-22
Comeback Wins	25-34
Last AB Wins	7-15
Walkoff Wins	1-3
Extra Innings	4-5
Led After 6	50-8
Led After 7	53-9
Led After 8	59-2
Tied After 6	6-10
Tied After 7	5-7
Tied After 8	2-6
Behind After 6	5-57
Behind After 7	3-59
Behind After 8	0-67
vs. AL Teams	45-53
vs. AL East	19-20
vs. AL Central	9-19
vs. AL West	17-14
vs. NL Teams	16-22
vs. NL East	8-10
vs. NL Central	4-8
vs. NL West	4-4
Hit 0 HR	11-33
Hit 1+ HR	50-42
Hit 2+ HR	27-17
Scored 3 or Fewer Runs	13-53
Scored 4 or More Runs	48-22
Allowed 3 or Fewer Runs	48-8
Allowed 4 or More Runs	13-67
More Hits than Opponent	40-13
Fewer Hits than Opponent	19-58
Committed No Errors	44-38
Committed 1 or More Errors	17-37
Starter Goes at least 5 inn	51-40
Starter Goes at least 6 inn	36-16
Starter Goes at least 7 inn	16-5

ORIOLESPRESSBOX.COM

The 2025 Baltimore Orioles Media Guide, as well as the latest game notes, rosters, press releases, and other team information, can be found at [oriolespressbox.com](#).

**BIRDLAND BITES:** The Orioles continue a six-game road trip today through San Francisco (1-1, 1 to play) and San Diego (3 to play)...The Birds are in the midst of a stretch of 14 games in 14 days that began on August 21...Following their series in San Diego, Baltimore will enjoy an off day before taking on Los Angeles-NL for a three-game weekend set beginning on September 5.

🦅 Last night's 11-1 win marked Baltimore's largest margin of victory over San Francisco in 26 all-time matchups, surpassing a 10-2 win on August 11, 2013 at Oracle Park... It marked the O's sixth win of 10+ runs this season, including their third on the road, joining victories on August 17 at Houston (12-0) and March 27 at Toronto (12-2).

🦅 The Birds recorded eight extra-base hits (4 2B, 1 3B, 3 HR), their most on the road since June 20, 2024 at New York-AL (10 XBH).

🦅 **Trevor Rogers** earned his eighth win of the season after tossing 7.0 innings of one-run ball, scattering five hits (1 HR) with zero walks and five strikeouts...His 1.39 ERA is tied for the fourth-lowest mark through 14 starts of a season (excluding openers) since 2000, trailing NYM's Jacob deGrom (0.95 ERA, 2021), COL's Ubaldo Jiménez (1.15 ERA, 2010), and LAD's Hyun Jin Ryu (1.26 ERA, 2019)...He became the first Oriole to throw 7.0+ innings in four straight starts since **Chris Tillman's** four-start run from July 5-21, 2016...He has thrown 6.0+ innings and allowed one or zero runs in a franchise-record seven straight starts, while tying ATL's Chris Sale for the longest such run by any pitcher in MLB this season.

🦅 **Samuel Basallo** hit his first major league home run yesterday, becoming the 23<sup>rd</sup> different player to homer for the team this season, breaking the franchise record (since 1954) previously shared by the 2018 and 2012 Orioles...The current number leads the majors this season and is the most by an MLB club since the 2024 Giants (also 23).

🦅 Entering play today, the Orioles have won four of their five road series in San Francisco, including a 2-1 series victory from June 2-4, 2023...Baltimore's 4-1-0 (.800) series record in San Francisco is tied with Kansas City (also 4-1-0) for the best of any MLB team, per *Stats Perform*.

**ROAD TRIPPING:** Baltimore has won six of its last eight away games since August 6 after dropping nine of its previous 12 coming out of the All-Star break.

🦅 **Jackson Holliday** has scored 1+ run in each of his last seven road games, the longest active streak in the majors...He is one game shy of matching his career-long eight-game run from April 23-August 8, 2024.

🦅 Holliday is the first Oriole to draw 1+ walk and score 1+ run in five straight road games since **Brian Roberts** (6 G, 8/26-9/2/04)...He joins SF's Matt Chapman (also 5 G) as the only players in the majors to accomplish the feat this season.

**ACTION JACKSON:** Since making his MLB debut on August 1 **Jeremiah Jackson** is slashing .330/.352/.500 (29-for-88) with five doubles, two triples, two home runs, 12 runs, and 14 RBI... He registered a career-high four RBI in last night's win.

🦅 Jackson has 28 hits through his first 22 career starts, becoming the fifth Oriole in team history to accomplish the feat along with **Bob Hale** (33 H, 1955), **Billy Ripken** (29 H, 1987), **Ryan Mountcastle** (28 H, 2020), **Hyun Soo Kim** (28 H, 2016).

🦅 He has hit safely in each of his last 15 starts since August 10, the second-longest active streak in MLB behind KC's Bobby Witt Jr. (18 G)...It is the longest such run by an Oriole this season ahead of **Gunnar Henderson** (13 G, 6/5-19) and the longest overall since **Colton Cowser's** 17-game stretch from July 19-August 4, 2024.

**LEAVE IT TO BEAVERS:** **Dylan Beavers** has reached safely in 10 of his first 13 career games since debuting on August 16, slashing .317/.429/.488 (13-for-41) with four doubles, one homer, eight runs scored, four RBI, eight walks, and one stolen base.

🦅 He has reached base safely 21 times to begin his career, tied with **Ryan Mountcastle** (2020) and **Cedric Mullins** (2018) for the second most through an O's first 13 games behind **Curtis Goodwin** (25 TOB, 1995)...Goodwin also holds the record through 14 career games (25 TOB).

**HENDERSON'S HIGHLIGHTS:** **Gunnar Henderson** leads the Orioles outright in every major counting statistic: hits (135), doubles (30), triples (5), home runs (16), runs (76), RBI (60), walks (49), and stolen bases (20)...Only three AL players have led their team outright in each of those categories: Carlos Beltran (2002 KC), Bob Johnson (1939 PHI) and Babe Ruth (1923 NYY), per *Stats Perform*.

🦅 He can join **Brooks Robinson** (1960-62) as the only players in team history (since 1954) to lead the club in doubles, triples, and hits in consecutive seasons, *per Stats Perform*... He needs one more double to match his career high of 31 set last year.

🦅 Henderson has reached 30+ doubles and 20+ steals for the second straight year, joining **Cedric Mullins** (2021-22), **Brian Roberts** (6x, 2004-09), and **Brady Anderson** (1995-96) as the only Orioles in team history (since 1954) to do so in consecutive seasons.

🦅 With 24 more runs this season, Henderson would become the third Oriole in team history (since 1954) to score at least 100 runs in three straight seasons, along with **Brian Roberts** (2007-09) and **Cal Ripken, Jr.** (1983-85).

🦅 Since committing two errors on June 8, Henderson has played 588.2 innings of defense at shortstop without committing an error in 273 total chances.

**IT TAKES A VILLAGE:** Baltimore has used an MLB-high and franchise record 66 players this season, surpassing the previous team record held by the 2021 team (62 players)...In 2024, only the Marlins (70) used more players than the O's this year.

🦅 **Dylan Beavers** became the 19<sup>th</sup> Oriole to swipe a base this year, tied for the MLB lead along with the Brewers, Mariners, Rangers, and Rays...The 19 players are the most to steal 1+ base in team history, surpassing the previous record of 17 shared by the 2018, 2001, 1990, 1988, and 1955 Orioles.

🦅 On August 18, **Samuel Basallo** became the seventh player to appear at catcher for Baltimore this year, setting the franchise record...The previous record of six was shared by the 1986, 1962, and 1960 O's...The last MLB club to use at least seven catchers in a single season was the 2023 Cleveland Guardians (also 7)...The last to use eight were the 2022 Pirates.

**DOWN TO THE WIRE:** Following the All-Star break, Baltimore has played an MLB-high 19 one-run affairs (7-12), ahead of the Mariners (16 G)...The Birds opened the year playing 22 one-run games (12-10), tied for second fewest in the majors ahead of the Tigers (21 G)...In 2024, the O's played in 32 one-run games, second fewest in MLB ahead of the Red Sox (31 G).

O's vs. GIANTS		
Current Streak	W1	
2025 Record	1-1	
at Oriole Park at Camden Yards	--	
at Oracle Park	1-1	
All-Time <small>(since 1954)</small>	13-13	
at Home	3-6	
on Road	10-7	
*Teams first met in 2002		
2025 Schedule		
Date	Score	Win/Loss/Save
8/29	L, 15-8	Bivens/Kremer
8/30	W, 11-1	Rogers/Seymour
8/31		4:05 p.m. ET

O's ON THE ROAD	
Record	30-38
Team AVG/OBP/SLG	.230/.297/.368
Fielding Errors	42
Team ERA	4.58 (298 ER/586.0 IP)
Starters ERA	4.49 (175 ER/351.0 IP)
Bullpen ERA	4.71 (123 ER/235.0 IP)
Saves/Opps	15/24
Best Road Trip	.800 (4-1), 8/15-19
Worst Road Trip	.167 (1-5), 4/22-27

YOUTH MOVEMENT	
Youngest Players at Time of First Home Run Hit in 2025	
1. Samuel Basallo (BAL) .....	21 y, 17 d
2. Jackson Chourio (MIL) .....	21 y, 22 d
3. Roman Anthony (BOS).....	21 y, 34 d
4. Jackson Holliday (BAL).....	21 y, 114 d
5. Junior Caminero (TB).....	21 y, 277 d

LET'S GO STREAKING	
Longest Active Hitting Streaks, MLB	
1. Bobby Witt Jr. (KC) .....	18 G
2. Bo Bichette (TOR) .....	14 G
3. Jeremiah Jackson (BAL).....	10 G
Andruw Monasterio (MIL).....	10 G
5. Joc Pederson (TEX) .....	8 G

HIT PARADE	
Most Hits Among MLB Rookies, Since August 1	
1. Jakob Marsee (MIA) .....	35
2. Roman Anthony (BOS).....	31
3. Jeremiah Jackson (BAL).....	29
4. Nick Kurtz (ATH) .....	27
5. Two players tied .....	26

UPCOMING MILESTONES	
Dylan Carlson	5 RBI shy of 200
Gunnar Henderson	3 2B shy of 100
Ryan Mountcastle	4 HR shy of 100
	3 R shy of 300

THIS DATE IN O'S HISTORY	
<b>August 31, 1966</b> - Frank Robinson, called "an old 30" by Cincinnati GM Bill DeWitt when he was traded by the Reds to the Orioles the previous winter, celebrates his 31 <sup>st</sup> birthday with a home run and three hits in the O's 5-1 win at Cleveland. Robinson goes on to win the Triple Crown and lead the Orioles to their first World Series.	

UPCOMING SCHEDULE					
DATE	OPPONENT	TIME	ORIOLES STARTER	OPPONENT STARTER	TV
September 1	at San Diego	6:40 p.m. ET	RHP Kyle Bradish (0-1, 3.00)	TBA	MASN2
September 2	at San Diego	9:40 p.m. ET	TBA	TBA	MASN2
September 3	at San Diego	4:10 p.m. ET	LHP Cade Povich (2-7, 5.04)	TBA	MASN2
September 4	OFF DAY				
MASN and MASN2 games can also be streamed locally via <a href="#">MASN+</a> ...All games broadcast on the Orioles Radio Network and 98 Rock 97.9 FM/HD2 & WBAL NewsRadio 1090 AM/101.5 FM					

#19 TOMOYUKI SUGANO RHP



10-6, 4.06 ERA

HT: 6-1 WT: 200  
DOB: 10/11/89 Age: 35  
Bats: R Throws: R

PITCH TYPE (2025)	USAGE	AVG. VELOCITY
Splitter .....	23.8% .....	87.3 mph
Fastball .....	19.2% .....	92.6 mph
Sweeper.....	18.7% .....	83.6 mph
Sinker.....	14.7% .....	92.8 mph
Cutter.....	13.4% .....	88.1 mph
Curveball .....	10.3% .....	78.2 mph

**QUICK HITS:** Set to make his 26<sup>th</sup> career MLB start...Is the third-ever Japanese player for the Orioles, joining right-handed relievers **Shintaro Fujinami** (2023) and **Koji Uehara** (2009-11)...In his March 30 debut at Toronto, at 35 years, 170 days old, became the oldest Japanese player to make his MLB debut since NYM's Ken Takahashi (40-016) on May 2, 2009 at Philadelphia...Is the 10<sup>th</sup> Japanese-born rookie pitcher to record 10+ wins in a season (last: CHC's Shota Imanaga in 2024 - 15 W).

**LAST TIME OUT:** Took the loss on August 25 vs. Boston after working 6.0 innings, allowing four runs on six hits (2 HR) and two walk with six strikeouts...Had not allowed a home run in a career-best four straight outings headed into the start...Has thrown 5.0+ innings in six consecutive outings after tossing 5.0+ frames in two of his prior seven appearances from June 8-July 21...Threw 87 pitches, 55 strikes.

**UNFAMILIAR FOE:** Sugano is set to make his first career start opposite the Giants...Made his lone career appearances against an NL West opponent on July 27 vs. Colorado and earned the victory after tossing 6.0 innings of one-run ball, scattering four hits (1 HR) and two walks with a career-high-tying eight strikeouts (also 4/28 vs. NYY).

**WISE BEYOND HIS YEARS:** Sugano has made five starts of 7.0+ innings, the most among all MLB rookies ahead of ATH's Jacob Lopez (4 G).

🕒 Sugano leads all rookie pitchers in wins (10) and innings pitched (137.1) this season...He would be the fourth O's pitcher to lead all rookies in wins and innings in a season in club history (since 1954) along with **Daniel Cabrera** (2004), **Wally Bunker** (1964), and **Chuck Estrada** (1960), per *Stats Perform*.

**TOP OF MIND:** Opposing one-hole hitters are slashing .338/.400/.544 (23-for-68) with four home runs off Sugano...His .944 OPS allowed against one-hole hitters is fourth highest in the majors (min. 75 BF) ahead of WSH's MacKenzie Gore (1.050 OPS), MIA's Sandy Alcantara (1.009 OPS), and MIL's Erick Fedde (.972 OPS).

**RISPY BUISNESS:** Over his last eight starts since July 10, Sugano has held opponents to a .179/.255/.359 (7-for-39) line and two home runs with runners in scoring position...In his previous seven appearances from May 27-July 2, the opposition hit .333/.372/.513 (13-for-39) with two long balls.

**SPLITTING HAIRS:** Sugano has limited opponents to a .212 (32-for-151) average on his splitter, the fifth-lowest average by any starter in MLB (min. 100 AB ending in pitch) behind SEA's Logan Gilbert (.124 AVG), LAD's Yoshinobu Yamamoto (.151 AVG), TOR's Kevin Gausman (.177 AVG), and TEX's Nathan Eovaldi (.196 AVG).  
🕒 In 22 starts since April 17, he has limited the opposition to a .195 (26-for-133) clip with 42 strikeouts off his splitter...In his first three starts, opponents hit .333 (6-for-18) with two strikeouts on the offering.

**SWEPT AWAY:** Over his last eight starts since July 10, opponents are 6-for-36 (.167) with eight strikeouts and a 28.2 percent whiff rate on his sweeper...In his previous eight starts from May 21-July 2, opponents hit .333 (13-for-39) with four strikeouts and a 19.5 percent whiff rate on the offering.

**WALKING IT OUT:** He has issued 22 walks over his last 12 starts (62.0 IP) after permitting 12 free passes over his first 13 starts (75.1 IP)...His 4.0 percent walk rate from Opening Day through June 8 was fourth lowest in the majors (min. 75.0 IP) behind DET's Tarik Skubal (2.2%), TB's Zack Littell (3.4%), and SEA's Bryan Woo (3.7%).  
🕒 Prior to issuing a then career-high three walks on June 20 at New York-AL, he had allowed two walks or fewer in each of his first 14 starts, the second-longest career-opening run by an Oriole starter in team history behind **Josh Towers** (23 GS, 2001-02).  
🕒 His 5.8 percent walk rate would signal the lowest mark by an Oriole rookie in franchise history (since 1954), outpacing **José Bautista** (6.2%, 1988) and **Jeremy Guthrie** (6.5%, 2007)...The 5.8 percent walk rate leads all MLB rookies (min. 75.0 IP), ahead of LAD's Ben Casparius (6.2%).

2025 & CAREER SPLITS

2025						CAREER (NPB)						
	W-L	ERA	G/S	IP	ER	W-L	ERA	G/S	IP	ER		
Home	7-3	4.12	13/13	74.1	34	*66-35	2.19	126/126	879.1	214		
Road	3-3	4.00	12/12	63.0	28	*57-33	2.54	123/122	801.2	226		
Day	3-3	4.01	10/10	51.2	23			n/a				
Night	7-3	4.10	15/15	85.2	39			n/a				
	AVG	AB	H	HR	BB	K	AVG	AB	H	HR	BB	K
vs. Left	.263	285	75	15	19	48	*.232	3320	769	61	162	672
vs. Right	.260	254	66	8	15	43	*.211	3006	633	71	148	758
TOTALS	.262	539	141	23	34	91	.224	7013	1568	142	347	1585
*season split breakdown since 2014												

\*season split breakdown since 2014

RUN SUPPORT (as starter in '25)	RUNS ALLOWED BY INNING IN 2025	MISCELLANEOUS 2025 STATS
0 Runs ..... 5	1 <sup>st</sup> ..... 18	WHIP .....1.27
1 Run ..... 3	2 <sup>nd</sup> ..... 16	K/9 .....5.96
2 Runs ..... 1	3 <sup>rd</sup> ..... 11	BB/9 .....2.23
3 Runs ..... 7	4 <sup>th</sup> ..... 7	QS ..... 9
4 Runs ..... 3	5 <sup>th</sup> ..... 8	#P/IP .....16.0
5 Runs ..... 2	6 <sup>th</sup> ..... 3	
6 Runs ..... 2	7 <sup>th</sup> ..... 2	<u>Opponents</u>
7 Runs ..... 1	8 <sup>th</sup> ..... 0	AVG ..... .262
8 Runs ..... 1	9 <sup>th</sup> ..... --	OBP ..... .312
9 Runs ..... --	Total ..... 65	SLG ..... .434
10+ Runs..... --		OPS ..... .746
Total ..... 75		
RSA/9 ..... 4.92		

2025 HIGHS

\*CAREER HIGHS (NPB)

Innings: 7.1, 5/9 at LAA  
Hits: 10, 7/2 at TEX  
Runs: 7, 6/27 vs. TB  
Earned Runs: 7, 6/27 vs. TB  
Strikeouts: 8, 2x, last: 7/27 vs. COL  
Walks: 4, 7/21 at CLE  
Home Runs: 3, 6/27 vs. TB  
Winning Streak: 4, 7/10 (G2)-8/14  
Losing Streak: --  
Shortest Start: 3.2, 2x, last: 7/21 at CLE  
Pitches Thrown: 103, 4, 5/15 vs. MIN  
Low-Hit CG: --

Innings: 9.0, 38x, last: 7/28/24 at DNA  
Hits: 12, 4/25/19 at YAK  
Runs: 10, 5/15/19 vs. HAN  
Earned Runs: 9, 6/24/16 at DNA  
Strikeouts: 13, 2x, last: 5/11/18 vs. CHN  
Walks: 5, 6/10/16 at FUK  
Home Runs: 4, 7/18/22 at YAK  
Winning Streak: 13, 6/19-10/6/20  
Losing Streak: 4, 4/30-8/26/20  
Shortest Start: 0.1 IP, 7/17/23 vs. YAK  
Pitches Thrown: N/A  
Low-Hit CG: 2, 3x, last: 4/28/18 vs. YAK

\*game logs available beginning in 2014

SUGANO vs. SF

VERLANDER vs. BAL

PLAYER	AVG	AB	H	HR	RBI	PLAYER	AVG	AB	H	HR	RBI
Adames	.—	—	—	—	—	Basallo	.—	—	—	—	—
Bailey	.—	—	—	—	—	Beavers	.—	—	—	—	—
Chapman	.—	—	—	—	—	Carlson	.—	—	—	—	—
Devers	.—	—	—	—	—	Cowser	.—	—	—	—	—
Flores	.—	—	—	—	—	Henderson	.333	6	2	0	0
Gilbert	.—	—	—	—	—	Holliday	.—	—	—	—	—
Knizner	.—	—	—	—	—	A. Jackson	.—	—	—	—	—
Koss	.—	—	—	—	—	J. Jackson	.—	—	—	—	—
Lee	.—	—	—	—	—	Johnson	.—	—	—	—	—
Matos	.—	—	—	—	—	Mayo	.—	—	—	—	—
Ramos	.—	—	—	—	—	Mountcastle	.667	3	2	0	0
Schmitt	.—	—	—	—	—	Rivera	.667	3	2	0	0
Smith	.—	—	—	—	—	Vázquez	.—	—	—	—	—

SUGANO'S 2025 STARTS

DATE	OPP	SCORE	WHEN LEFT	DEC	IP	H	R	ER	BB	K	HR	PIT	STR
3/30	at TOR	1-3	1-2	L	4.0	4	2	2	2	1	0	73	45
4/5	at KC	8-1	6-1	W	5.1	5	1	1	1	4	1	89	59
4/12	vs. TOR	5-4	0-3	ND	4.2	8	3	3	2	0	1	73	45
4/17	vs. CLE	6-2	6-2	W	7.0	5	2	2	0	3	2	87	55
4/23	at WSH	3-4	3-3	ND	7.0	5	3	3	0	1	2	94	56
4/28	vs. NYY	4-3	4-0	W	5.0	5	0	0	1	8	0	95	59
5/3	vs. KC	0-4	0-2	L	6.0	4	2	2	2	4	1	79	53
5/9	at LAA	4-1	3-1	W	7.1	3	1	1	0	5	0	93	65
5/15	vs. MIN	0-4	0-4	L	6.1	6	4	4	1	3	2	103	62
5/21	at MIL	8-4	1-2	ND	6.0	5	2	2	1	3	1	88	60
5/27	vs. STL	4-7	4-3	ND	5.1	8	3	3	0	3	1	91	59
6/3	at SEA	5-1	3-1	W	7.0	5	1	1	1	5	1	90	58
6/8	at ATH	1-5	1-4	L	4.1	8	4	3	1	2	0	87	56
6/14	vs. LAA	6-5	3-3	ND	4.2	6	3	3	2	4	1	80	46
6/20	at NYY	5-3	2-3	ND	3.2	7	3	3	3	4	1	89	56
6/27	vs. TB	22-8	5-7	W	5.0	9	7	7	1	2	3	86	54
7/2	at TEX	0-6	0-6	L	4.2	10	6	6	1	5	2	79	51
7/10 (G2) vs. NYM		7-3	5-3	W	6.0	4	3	3	3	2	0	99	60
7/21	at CLE	5-10	5-4	ND	3.2	6	4	3	4	4	1	90	50
7/27	vs. COL	5-1	4-1	W	6.0	4	1	1	2	8	1	91	63
8/2	at CHC	4-3	0-3	ND	5.0	5	3	3	1	5	0	95	58
8/8	vs. ATH	3-2	3-1	W	7.0	5	1	1	2	4	0	91	56
8/14	vs. SEA	5-3	5-0	W	5.1	3	1	1	1	2	0	81	51
8/19	at BOS	4-3	3-1	ND	5.0	5	1	0	0	3	0	85	54
8/25	vs. BOS	3-4	3-4	L	6.0	6	4	4	2	6	2	87	55
TOTALS					10-6	137.1	141	65	62	34	91	2195	1386 (63.1%)

TOMORROW'S STARTER: RHP KYLE BRADISH (0-1, 3.00)

**LAST TIME OUT:** Suffered the loss on August 26 vs. Boston after working 6.0 innings, allowing two runs on four hits (2 HR) with zero walks and 10 strikeouts...Marked his third career start with 10+ strikeouts and zero walks, joining September 22, 2022 vs. Houston (10 K, 0 BB) and May 10, 2022 at St. Louis (11 K, 0 BB).

**vs. SAN DIEGO:** Is set to make his first career start against the Padres...Has made three career starts opposite NL West opponents, going 2-1 with a 3.94 ERA (7 ER/16.0 IP)...Made his last start against the division on September 2, 2023 at Arizona and earned the win (6.0 IP, 4 H, 2 ER, 3 BB, 6 K, 1 HBP).





PITCHER	LAST OUTING	DEC.	IP	H	R	ER	BB	K	RETIRED/1 <sup>ST</sup> BF	IR/SCORED	SV/OPP	INNINGS-HIGH	STRIKEOUTS-HIGH
Akin	8/27 vs. BOS	L, BS	2.0	2	2	2	0	2	36/49	30/3	3/9	2.0 (4x, last: 8/27 vs. BOS)	3 (3x, last: 8/24 vs. HOU)
Cano	8/29 at SF	ND	1.1	1	0	0	1	2	34/54	15/8	1/4	1.1 (3x, last: 8/29 at SF)	3 (2x, last: 6/21 at NYY)
Dubin	8/30 at SF	ND	2.0	0	0	0	1	2	12/25	8/3	0/1	2.0 (4x, last: 8/30 at SF)	3 (2x, last: 6/18 at ATH w/HOU)
Enns	8/27 vs. BOS	ND	2.2	2	1	1	0	3	7/13	6/2	1/1	3.0 (7/9 vs. TB w/DET)	5 (8/6 at PHI)
Garcia	8/28 vs. BOS	L	1.0	1	1	1	1	1	9/15	8/2	--	2.2 (2x, last: 7/18 at ATL w/NYY)	4 (7/28 at SD w/NYM)
Martin	8/29 at SF	ND	2.0	2	3	3	1	2	10/16	12/5	2/2	2.0 (8/29 at SF)	4 (7/28 vs. TOR)
Strowd	8/28 vs. BOS	ND	2.0	0	0	0	0	2	9/13	2/0	--	2.0 (2x, last: 8/28 vs. BOS)	2 (2x, last: 8/28 vs. BOS)
Wolfram	8/29 at SF	ND	1.2	6	5	1	0	3	10/16	2/2	--	2.0 (5x, last: 8/25 vs. BOS)	4 (7/10 [G1] vs. NYM)
2025 TOTALS	4.61 ERA	19-28	497.1	482	284	255	225	525	314/451	178/46	31/49	7.0 (Kremer, 6/12 vs. DET)	10 (Povich, 8/16 at HOU)

45 • KEEGAN AKIN • LHP	4-4 • 3 SV • 3.29 ERA • 52 G (3 GS)
WHIP: 1.33	BB/9: 4.50
vs. ALL: .226 (43-for-190)	vs. LHB: .282 (22-for-78)
	vs. RHB: .188 (21-for-112)

- ⚡ Suffered his sixth blown save and fourth loss after allowing two runs on two hits (1 HR) with two strikeouts in 2.0 innings on 8/27 vs. BOS...Both runs scored on a two-run homer by Ceddanne Rafaela in the ninth inning...Inherited two runners with no outs in the eighth and stranded both to preserve a 2-1 lead
- ⚡ Has three outings of more than 1.0 inning in 17 games since 6/24 after having 10 such efforts in his first 35 games from 3/27-6/22
- ⚡ His 10.0 percent inherited runner scored rate (3 IRS, 30 IR) ranks second in MLB
- ⚡ Converted his career-high third save of the season on 8/24 vs. HOU after tossing 1.2 scoreless innings with three strikeouts...Entered the game with three runners on, allowing one to score on a sacrifice fly
- ⚡ Owns a 2.00 ERA (2 ER/9.0 IP) across his last seven games (9.0 IP) since 8/13 after registering a 6.75 ERA (7 ER/9.1 IP) through his 10 prior outings from 6/24-8/10
- ⚡ Has allowed 16 hits over his past 17 outings (18.1 IP) after only totaling six hits through his prior 10 games from 5/31-6/22 (8.1 IP)
- ⚡ Opponents are 4-for-57 (.070) with 18 strikeouts against his changeup and 12-for-52 (.231) with 14 strikeouts against his slider, compared to 27-for-81 (.333) with 17 punchouts off his fastball, his most-utilized offering (50.1%)
- ⚡ Owns a 1.59 ERA (4 ER/22.2 IP) in 23 away games (2 GS) compared to a 4.60 ERA (15 ER/29.1 IP) in 29 games (1 GS) at Camden Yards

78 • YENNIER CANO • RHP	2-6 • 1 SV • 5.32 ERA • 54 G
WHIP: 1.48	BB/9: 3.99
vs. ALL: .274 (49-for-179)	vs. LHB: .333 (24-for-72)
	vs. RHB: .234 (25-for-107)

- ⚡ Completed 1.1 scoreless innings on one hit and one walk with two strikeouts on 8/29 at SF...Has pitched consecutive scoreless outings for the first time since not allowing a run in three straight from 7/23-29 (G1)
- ⚡ Earned his second win of the season on 8/19 at BOS after spinning a scoreless 10<sup>th</sup> inning on one walk and one hit-by-pitch
- ⚡ Holds an 8.04 ERA (14 ER/15.2 IP) through his last 17 games after recording a 3.38 clip (4 ER/10.2 IP) through his prior 12 from 6/4-7/6
- ⚡ Suffered a blown save and received the loss on 7/30 vs. TOR after surrendering a season-high five runs on four hits (1 HR) and one hit batter in 0.2 inning...Allowed 5+ runs for the first time since 9/10/22 vs. BOS (7 R)
- ⚡ Is 0-4 with a 7.03 ERA (19 ER/24.1 IP) in 28 home games compared to 2-2 with a 3.52 ERA (9 ER/23.0 IP) in 26 away games this season
- ⚡ Opponents are batting .297 (19-for-64) against him with no outs and .393 (11-for-28) with runners in scoring position and two outs
- ⚡ Has limited opponents to a .229 (19-for-83) clip with two homers and 17 strikeouts against his sinker, while opponents are hitting .385 (15-for-39) with five extra-base hits (3 2B, 2 HR) off his changeup
- ⚡ Is holding opposing hitters to a .169 average (10-for-59) and .383 OPS when ahead in the count compared to a .489 average (23-for-47) and 1.477 OPS when behind

62 • SHAWN DUBIN • RHP	2-0 • 5.02 ERA • 25 G
WHIP: 1.36	BB/9: 2.83
vs. ALL: .270 (30-for-111)	vs. LHB: .244 (11-for-45)
	vs. RHB: .288 (19-for-66)

- ⚡ Spun 2.0 scoreless innings on one walk and one hit batter with two strikeouts on 8/30 at SF...Has not allowed a run or hit thru two outings (3.0 IP) with the Orioles
- ⚡ Was activated prior to the game on 8/28 after being claimed off waivers from the Astros on 8/26...Was designated for assignment by HOU on 8/23
- ⚡ Recorded a 1.33 ERA (3 ER/20.1 IP), 1.13 WHIP, and .219 opponent average (16-for-73) in his first 18 games from 5/11-6/20...Placed on the 15-day IL with a right forearm strain on 6/24, retroactive to 6/21...Held a 21.94 ERA (13 ER/5.1 IP), 2.81 WHIP, and .483 average (14-for-29) in five games from 8/12-22 after returning from the IL
- ⚡ Has a 2.45 ERA (4 ER/14.2 IP) in 11 away games compared to a 7.71 ERA (12 ER/14.0 IP) in 14 home games
- ⚡ Has held oppponents to .222 (8-for-36) off his four seamer, his most-utilized offering (36.5%)...Batters are a combined .314 (22-for-75) off his five other offerings (sweeper, 18.1%; curveball, 17.4%; changeup, 13.2%; sinker, 13.2%; cutter, 1.6%)
- ⚡ Prior to joining the O's, pitched in 57 career games (3 GS) with the Astros since 2023, going 3-1 with two saves, a 4.95 ERA (44 ER/80.0 IP), and 81 strikeouts
- ⚡ Originally selected by HOU in the 13<sup>th</sup> round of the 2018 First-Year Player Draft out of Georgetown College in Kentucky

71 • DIETRICH ENNS • LHP	1-2 • 1 SV • 4.83 ERA • 16 G (3 GS)
WHIP: 1.45	BB/9: 2.27
vs. ALL: .295 (38-for-129)	vs. LHB: .383 (18-for-47)
	vs. RHB: .244 (20-for-82)

- ⚡ Opened on 8/27 vs. BOS, allowing one run on two hits (1 HR) with three strikeouts in 2.2 innings...The lone run came on a leadoff homer...Has allowed a homer in consecutive outings for the second time in his career (also 2 G, 8/10-17/17)
- ⚡ On 8/14 vs. SEA, converted his first save of the year and third of his career (last: 9/20/21 vs. TOR), becoming the eighth different Oriole to record a save this year
- ⚡ Tallied 12 total punchouts over four games from 8/3-13, his most in a four-game span since 9/11-24/21 (also 12 K)...Also struck out multiple hitters in at least four straight games in a single season for the second career time (6 G, 8/11-9/16/21)
- ⚡ Has completed more than 1.0 inning in eight of his 13 relief outings this year and struck out at least one batter in 12 of the 13
- ⚡ Made his Orioles debut on 8/3 at CHC, allowing one run on five hits with three strikeouts in 1.2 innings...Marked his most career hits surrendered in a relief outing
- ⚡ Activated on 8/2 after being acquired by the Orioles from DET in exchange for cash considerations on 7/31
- ⚡ Pitched in seven games (2 GS) with the Tigers this season, going 1-1 with a 5.60 ERA (11 ER/17.2 IP) on 23 hits (2 HR) and four walks with 15 strikeouts

50 • RICO GARCIA • RHP	0-1 • 3.80 ERA • 16 G (1 GS)
WHIP: 1.17	BB/9: 2.11
vs. ALL: .241 (20-for-83)	vs. LHB: .200 (6-for-30)
	vs. RHB: .264 (14-for-53)

- ⚡ Suffered his third career loss (last: 8/6/20 at COL) after allowing one run on one hit and one walk with one strikeout in 1.0 inning on 8/28 vs. BOS...Has allowed a run in consecutive games for the fifth time in his career (last: 2 G, 7/24-28/23)
- ⚡ Allowed one hit in 1.0 scoreless inning on 8/12 vs. SEA...Was his first outing with the O's this season after pitching in six games for the club in 2022...Claimed off waivers from the New York Mets on 8/5 after being designated for assignment on 8/3
- ⚡ Opponents are hitting .242 (8-for-33) against his fastball despite owning a .216 xBA on the offering...Opponents are also slugging .485 against the pitch, despite having an xSLG of .332
- ⚡ Owns career highs in strikeout rate (27.0%) and groundball rate (48.3%) while posting a career-low 5.6 percent walk rate
- ⚡ Has appeared in 16 games this year with four clubs (BAL, 7 G; NYM, 8 G; NYY, 1 G)

48 • CORBIN MARTIN • RHP	1-0 • 2 SV • 6.23 ERA • 16 G
WHIP: 1.62	BB/9: 3.63
vs. ALL: .296 (21-for-71)	vs. LHB: .229 (8-for-35)
	vs. RHB: .361 (13-for-36)

- ⚡ Surrendered a season-high two home runs on 8/29 at SF, allowing three runs on two hits and one walk with two strikeouts in a season-high 2.0 innings...Completed 2.0+ innings for the first time since 7/30/22 at ATL with AZ (GS, 4.0 IP)
- ⚡ Has struck out multiple hitters in five of his last seven games since 8/9
- ⚡ Right-handed batters have gone 13-for-28 (.464) off him through his last nine appearances after being held hitless (0-for-8) through his previous five
- ⚡ Owns career-bests in strikeout rate (26.8%), walk rate (8.5%), and groundball rate (51.0%)
- ⚡ Has allowed 10 runs (10.38 ERA) in nine away games this season compared to two runs in seven home appearances (2.08 ERA)
- ⚡ Allowed a career-high-tying six runs (also 5/25/21 vs. SF) on five hits (1 HR) with one walk on 8/4 at PHI...Became the third reliever in team history (since 1954) to allow six runs without recording an out, joining Doug Jones (8/1/95 vs. TOR) and Wes Stock (5/11/62 vs. WSA)
- ⚡ Earned his first career save on 7/29 (G2) vs. TOR, allowing one walk and hitting one batter with two strikeouts...Became the sixth Oriole to record a save this season
- ⚡ On 7/21 at CLE, became the first major league player with the following pitching line (1.0 IP, 1 H, 1 R, 1 BB, 1 K, 1 HBP, 1 BK) since earned runs became an official statistic in 1913, per [MLB.com](#)...Stranded two inherited runners

57 • KADE STROWD • RHP	0-0 • 1.76 ERA • 13 G
WHIP: 1.11	BB/9: 4.11
vs. ALL: .192 (10-for-52)	vs. LHB: .316 (6-for-19)
	vs. RHB: .121 (4-for-33)

- ⚡ Tossed 2.0 perfect innings with two strikeouts on 8/28 vs. BOS, his longest career perfect outing...The 2.0 innings (also 6/27 vs. TB) and two punchouts (also 7/26 vs. COL) matched career highs...Snapped a five-game streak without a strikeout
- ⚡ Has completed at least 1.0 inning in 12 of his 13 career outings
- ⚡ Surrendered his first career homer to Jose Altuve on 8/16 at HOU...Snapped a streak of three straight perfect outings and a career-high streak of six straight scoreless outings
- ⚡ Recalled prior to the game on 7/24 for his fourth stint on the active roster this season (4/28, 5/18-19, 6/27-28)
- ⚡ Opposing hitters are 7-for-32 (.219) with the bases empty compared to 3-for-20 (.150) with runners on
- ⚡ Made his major league debut on 5/18 vs. WSH, allowing one run on two hits with one strikeout in 1.0 inning
- ⚡ Was 3-2 with four saves and a 4.15 ERA (16 ER/34.2 IP) with Triple-A Norfolk this season...In 12 games with the Tides since 6/3, posted a 0.64 ERA (1 ER/14.0 IP)

86 • GRANT WOLFRAM • LHP	2-0 • 5.06 ERA • 16 G
WHIP: 1.83	BB/9: 4.64
vs. ALL: .298 (28-for-94)	vs. LHB: .333 (13-for-39)
	vs. RHB: .273 (15-for-55)

- ⚡ On 8/29 at SF, became the third Oriole in franchise history to allow 6+ hits and 5+ runs but one or zero earned runs in relief, joining Keith Shepherd (7/19/96 at BOS) and Mark Williamson (6/5/88 vs. NYY)
- ⚡ Has not allowed a run in eight of his last 10 appearances (13.2 IP) since 7/25 after surrendering four runs in back-to-back outings (8 total R) from 7/18-21...Has struck out multiple hitters in six of his seven games in August
- ⚡ Owns an 11.42 ERA (11 ER/8.2 IP) in eight away games compared to a 0.71 ERA (1 ER/12.2 IP) in eight home games this year
- ⚡ Earned his first career win after firing 2.0 scoreless innings with one hit and a career-high four strikeouts on 7/10 (G1) vs. NYM...Added as the 27<sup>th</sup> man for the DH
- ⚡ Made his MLB debut on 4/26 (G2) at DET, pitching 0.1 inning on one hit with one walk...Allowed an inherited runner to score
- ⚡ Is 1-4 with a 3.62 ERA (11 ER/27.1 IP) on eight walks and 29 strikeouts in 24 outings with Norfolk this season
- ⚡ Acquired by the Orioles on 4/7 from the Brewers in exchange for minor league OF Daz Cameron and cash considerations

29 • SAMUEL BASALLO • C/1B (L)	.205 • 1 HR • 6 RBI
Current Streak: 1 G (1-4; since 8/30)	2025 High: 2 G (2x, last: 8/23-24)
Last Game: 1-4, HR, 2 R, BB, K	Road Trip: 1 G, 1-4, HR, 2 R, BB, K
🦉 Hit his first career MLB homer in the fourth inning yesterday at SF...At 21 years, 17 days old, became the youngest MLB player to homer in 2025 (MIL's J. Chourio, 21 y, 22 d)	
🦉 Agreed to an eight-year contract extension thru 2033 with a club option for 2034 on 8/22	
🦉 Became the second player in O's history with five RBI in his first three career games, joining Manny Machado in 2012 (also 5 RBI)...Became the first player in team history (since 1954) to record multiple RBI in each of his first two career games	
🦉 Made his major league debut on 8/17 at HOU...Became the ninth Oriole with 2+ RBI in their MLB debut (last: Joey Ortiz, 4/27/23 at DET)...Was hit by a pitch in his first plate appearance, the first such occurrence in O's history...At 21 years, 4 days old, became the youngest position player to appear in an MLB game this season ahead of MIL's Jackson Chourio (21-016 on 3/27)	
🦉 At 21 years, 5 days old on 8/18 at BOS, became the youngest player to catch for the Orioles since Andy Etchebarren on 9/30/62 (19-102)...The last younger player to appear in an MLB game at catcher is NYM's Francisco Alvarez on 10/5/22 (20-320)	
🦉 Batting .270/.377/.589 (73-for-270) with 17 doubles, 23 home runs, 49 runs scored, 67 RBI, 44 walks, and 76 strikeouts in 76 games with the Tides...Before his selection, ranked among International League leaders in OPS (1 <sup>st</sup> , .966), SLG (2 <sup>nd</sup> ), and HR (T-2 <sup>nd</sup> )	
🦉 Ranked by <i>Baseball America</i> as the No. 7 and <i>MLB Pipeline</i> as the No. 8 MLB prospect...Rated the top catching prospect by Pipeline	
12 • DYLAN BEAVERS • OF (L)	.317 • 1 HR • 5 RBI
Current Streak: 1 G (2-5; since 8/30)	2025 High: 3 G (2x, last: 8/21-23)
Last Game: 2-5, RBI, K	Road Trip: 2 G, 2-8, RBI, K
🦉 Is one of four Orioles in club history (since 1954) to reach safely 21+ times in their first 13 career games (13 H, 8 BB) and first since Ryan Mountcastle (21 TOB, 2020)	
🦉 On 8/21 vs. HOU, hit his first MLB homer, becoming the sixth Oriole to homer in their first home plate appearance with the team (last: J. Fiorentino, 5/20/05 vs. PHI)	
🦉 On 8/18 at BOS, reached base safely four times (2 H, 2 BB), becoming the third player in O's history to accomplish the feat within their first three career games, joining Cedric Mullins (8/10/18 vs. BOS) and Nick Markakis (4/5/06 vs. TB)	
🦉 On 8/23 at HOU, made his MLB debut...Doubled in the ninth inning off Bryan Abreu for his first hit...Had his contract selected from Triple-A Norfolk earlier that day	
🦉 Reached safely in his final 25 games with the Tides...Reached safely in 30 consecutive games from 4/1-5/8...Drew a walk in eight straight games from 7/19-27, tied for the second-longest run by any player in the International League in 2025	
🦉 Slashing .304/.420/.515 (104-for-342) with 14 doubles, two triples, 18 home runs, 78 runs scored, 51 RBI, 68 walks, and 23 stolen bases in 94 games with the Tides	
🦉 Ranked by <i>Baseball America</i> as the No. 83 MLB prospect during the mid-season update...Rated the No. 3 O's prospect by BA and <i>MLB Pipeline</i>	
15 • DYLAN CARLSON • OF (S)	.212 • 6 HR • 20 RBI
Current Streak: 5 G (5-16; since 8/19)	2025 High: 6 G (5/28-6/4)
8/28 vs. BOS: 1-3, 2B, BB, K	Homestand: 4 G, 4-12, 2B, RBI, 3 BB, 4 K
🦉 Has four doubles in his last five games after having none in his previous 27 games...Has also doubled in at least three straight games for the third time in his career (last: 4 G, 6/25-28/22 w/STL)	
🦉 Since 8/12, is 12-for-36 (.333) with four doubles, one triple, two homers, and seven walks...Went 2-for-53 (.038) in the previous 20 games from 6/24-8/10	
🦉 Homered in back-to-back games on 8/15-16 at HOU for the second time this year (5/25-26)...Entered 8/15 without a home run in 31 games since 6/13 and 23 games without an extra-base hit since 6/24	
🦉 Snapped an 0-for-35 hitless at-bat skid dating to 7/27 on 8/12 vs. SEA, tied with Gus Triandos (6/28-8/1/62) for the longest hitless at-bat streak in a single season by an Oriole primary position player (since 1957)	
🦉 Recalled from Triple-A Norfolk on 7/22...Marks his fifth stint with the O's this season (last: 7/1-3)	
17 • COLTON COWSER • OF (L)	.215 • 12 HR • 30 RBI
Current Streak: 1 G (1-5; since 8/30)	2025 High: 7 G (8/19-26)
Last Game: 1-5, 2B, 3 K	Road Trip: 2 G, 1-9, 2B, 5 K
🦉 Recorded his eighth stolen base of the year on Thursday vs. BOS...Is one of five players this season with 8+ stolen bases without being caught stealing, joining BOS' Trevor Story (24 SB), MIN's Byron Buxton (21 SB), TOR's George Springer (15 SB), and LAD's Hyeeseong Kim (12 SB)...The most by an Oriole without a CS in team history (since 1954) is Al Smith in 1963 (9 SB)	
🦉 Has hit safely in nine of 13 games since his reinstatement from the 7-day concussion IL on 8/17...Was placed on the IL on 8/8	
🦉 Has struck out multiple times (34 total K) in 14 of 19 games this month	
🦉 Is 14-for-49 (.286) with RISP since 6/18 after opening the year 0-for-8	
🦉 On 6/27 vs. TB, set career highs in runs (4), doubles (3), and times on base (5)	
2 • GUNNAR HENDERSON • INF (L)	.278 • 16 HR • 60 RBI
Current Streak: 2 G (3-8; since 8/29)	2025 High: 14 G (6/5-20)
Last Game: 2-4, R, RBI	Road Trip: 2 G, 3-8, 2 R, RBI
🦉 On Wednesday, stole his 20 <sup>th</sup> base of the season, marking his second straight season with 30+ doubles and 20+ steals...He is the fourth player in team history (since 1954) to do so in back-to-back seasons, joining Cedric Mullins (2021-22), Brian Roberts (6x, 2004-09), and Brady Anderson (1995-96)	
🦉 Has not made an error in 69 games (588.2 IP, 273 TC) since committing 2 E on 6/8	
🦉 Is one double shy of matching his career high of 31 set last season	
🦉 Batting .390 (32-for-82) with RISP since 5/8	
🦉 Leads the team in hits (135) and stolen bases (20)...The only primary shortstop to lead the Orioles in both categories in the same season is Luis Aparicio (1963, 1966)	
🦉 On 8/18 at BOS, tallied his third game this year with 1+ 3B and 1+ HR, tied for the MLB lead with DET's Kerry Carpenter, COL's Mickey Moniak, and LAD's Shohei Ohtani	
🦉 On 7/26 vs. COL, became the first Oriole with two doubles in an inning since Brian Roberts on 7/19/08 vs. DET (3 <sup>rd</sup> ), and the first Oriole with two extra-base hits in a frame since Chris Davis on 6/28/16 at SD (6 <sup>th</sup> ; 2B, HR)	
🦉 On 7/10 (G1) vs. NYM, hit his first pinch-hit homer...Was the first go-ahead pinch-hit home run in the eighth inning or later by an Oriole since 9/28/16 at TOR (Kim)	
7 • JACKSON HOLLIDAY • INF (L)	.245 • 15 HR • 50 RBI
Current Streak: 3 G (5-12; since 8/28)	2025 High: 10 G (5/14 [G2]-24 [G1])
Last Game: 1-3, 3B, R, RBI, 2 BB	Road Trip: 2 G, 3-7, 3B, 2 R, RBI, 3 BB, K, SB
🦉 Tallied his seventh career multi-walk effort yesterday at SF, five of which have come since 8/10...Has 17 walks in 19 games since 8/9 after totaling 11 in his previous 51 games	
🦉 Snapped an 0-for-17 skid on Thursday vs. BOS...Has three multi-hit performances in 26 games this month after recording seven in his previous 20 games from 7/6-30	
🦉 Has 13 total runs in 19 games since 8/9 after recording 10 runs in his previous 25 games...Has scored a run in seven straight road games, the longest active streak in MLB	
🦉 Scored a run in a season-high six straight games from 8/14-19	
🦉 His 15 homers are second most on the team...The only Oriole under 22 years old to finish the season leading the club in homers is Eddie Murray in 1977 (27 HR)	
🦉 Is the fifth Oriole (6 <sup>th</sup> occurrence) to hit 15 home runs in their age-21 season (as of 6/30), joining Cal Ripken, Jr. (28, 1982), Eddie Murray (27, 1977), Curt Blefary (22, 1965), and Boog Powell (25, 1963 and 15, 1962)	
🦉 On 8/13 vs. SEA, recorded his first career walk-off hit (2B)...Marked the first walk-off by an Oriole since Anthony Santander's homer on 9/19/24 vs. SF	
🦉 Named the Orioles' winner of the 2025 Heart & Hustle Award by the MLBPA	

70 • ALEX JACKSON • C (R)	.254 • 4 HR • 6 RBI
Current Streak: 3 G (4-10; since 8/26)	2025 High: 3 G (2x, last: current streak)
8/29 at SF: 1-3, 2 R, BB	Road Trip: 1 G, 1-3, 2 R, BB
🦉 With his home run on Thursday vs. BOS, surpassed his career-high-tying home run total from last year (3 HR) in 32 fewer games...Eleven of his 16 hits (68.8%) on the year have gone for extra bases (7 2B, 4 HR)	
🦉 Has recorded consecutive multi-run performances for the second time in his career (also 2 G, 7/12-20/24)	
🦉 Tallied his third multi-hit game of the year on 8/22 vs. HOU...Both hits were singles, his first non-extra-base hits of the year...Each of his first 10 hits with the Orioles went for extra bases (7 2B, 3 HR)...After doubling on 8/6 at PHI, became the first player in MLB since 1900 whose first nine hits with a franchise went for extra-bases, per the <i>Elias Sports Bureau</i> ...The previous record of eight was shared by Brandon Snyder (ATL, 6/5-9/11/16) and Troy Glaus (AZ, 4/4-11/05)	
🦉 From 7/30-8/10, scored a run in a career-best four straight games	
🦉 On 7/26 vs. COL, hit his first career pinch-hit home run...The homer tied his career high (2024 & 2021) despite playing in his then 12 <sup>th</sup> game of the season	
🦉 On 7/6, was acquired from NYY in exchange for international bonus pool space and a player to be named later or cash considerations	
82 • JEREMIAH JACKSON • INF (R)	.330 • 2 HR • 14 RBI
Current Streak: 10 G (14-43; since 8/21)	2025 High: 10 G (current streak)
Last Game: 2-5, 2B, HR, 2 R, 4 RBI, K	Road Trip: 2 G, 3-9, 2B, HR, 4 R, 4 RBI, BB, 4 K
🦉 Set career highs with four RBI and two extra-base hits (2B, HR) yesterday at SF	
🦉 Has hit safely in a career-best 10 straight games and in 15 of his last 16 since 8/13...Has also hit safely in 15 straight starts since 8/10 and in 19 of 22 starts overall this year	
🦉 Is the fifth Oriole in team history (since 1954) to have 28+ hits in their first 22 career starts (last: Ryan Mountcastle, 28 H, 8/21-9/15/20)	
🦉 On 8/23 vs. HOU, hit his first major league home run	
🦉 On 8/17 at HOU, tallied career highs in hits (3) and runs (3)	
🦉 On 8/13 vs. SEA, became the first Oriole with a pinch-hit triple since Adley Rutschman (8/3/24 at CLE)...Was his first career knock as a pinch-hitter	
🦉 On 8/1 at CHC, made his MLB debut...Recalled from Triple-A Norfolk on 7/31	
🦉 Had his contract selected from Norfolk on 7/25 and was optioned back on 7/26	
🦉 In 40 games after being promoted to the Tides on 6/3 from Double-A Chesapeake, hit .377/.400/.673 (61-for-162) with 15 doubles, 11 home runs, and 22 RBI...Through 7/31, ranked among International League leaders in hits (1 <sup>st</sup> ), batting average (2 <sup>nd</sup> ), slugging percentage (2 <sup>nd</sup> ), OPS (3 <sup>rd</sup> , 1.073), and doubles (4 <sup>th</sup> )	
56 • DANIEL JOHNSON • OF (L)	.172 • 1 HR • 1 RBI
Current Streak: 1 G (2-3; since 8/30)	2025 High: 2 G (8/15-16)
Last Game: 2-3, 2B, 3 R, BB	Road Trip: 2 G, 2-4, 2B, 3 R, BB, K
🦉 Set career highs with three runs and three times on base (2 H, BB) yesterday at SF	
🦉 Recalled from Triple-A Norfolk on 8/21...Marks his second stint in the big leagues with the Orioles (8/12-16) and fourth overall...Claimed off waivers from the Giants on 8/11 and was activated on 8/12	
🦉 In his lone appearance with the Tides after being optioned, delivered a walk-off, two-run single on 8/20 (G1) vs. Charlotte	
🦉 Began his 2025 season with Caliente de Durango in the Mexican League...Released on 4/30 and signed a minor league contract with San Francisco on 5/2...Had his contract selected on 6/4...Was designated for assignment on 8/8	
🦉 Spent 2024 in the O's organization, appearing in one MLB game (9/21 vs. DET)	
16 • COBY MAYO • INF (R)	.184 • 6 HR • 20 RBI
Current Streak: 0-5 (since 8/30)	2025 High: 4 G (2x, last: 7/25-28)
Last Game: 0-5, 2 K	Road Trip: 2 G, 1-9, HR, 3 K
🦉 Batting 10-for-72 (.139) since 8/6, but five of the 10 hits in that span have gone for extra bases (2 2B, 3 HR)	
🦉 Has walked 12 times in 33 games since 7/22...Drew 10 walks in his first 45 career games beginning 8/2/24...Walked in a career-high three straight games from 8/22-25	
🦉 Eight of his 15 extra-base hits this season have been off fastballs (6 2B, 2 HR)	
🦉 On 8/10 vs. ATH, tallied his first career base knock as a pinch-hitter	
🦉 On 7/28 vs. TOR, recorded a career-high three hits	
🦉 From 7/25-28, hit safely in a career-high-tying four straight contests (also 6/27-30)	
🦉 On 6/27 vs. TB, hit his first major league home run in the eighth inning and set a career high with four RBI	
6 • RYAN MOUNTCASTLE • INF (R)	.260 • 5 HR • 29 RBI
Current Streak: 3 G (6-14; since 8/28)	2025 High: 12 G (5/4-18)
Last Game: 2-5, 2B, HR, 2 R, 2 RBI, 2 K	Road Trip: 2 G, 5-10, 3 2B, HR, 3 R, 6 RBI, 2 K
🦉 Has four extra-base hits in his last two games (3 2B, HR), his most in a two-game span since 7/31-8/1/23 (4 XBH)	
🦉 Set a season high with four RBI on Friday at SF (last: 4 RBI, 7/28/24 vs. SD)...His six RBI through his last two games are his most in two games since 7/28-29 (G1)/24 (6 RBI)	
🦉 Slashing .333/.365/.511 (30-for-90) with seven doubles, three homers, and 14 RBI in 23 games since 5/27	
🦉 Is 7-for-17 (.412) with seven RBI in four career games against the Giants	
🦉 Is 15-for-28 (.536) with three doubles and one homer on the first pitch of an at-bat	
🦉 Stole two bases on 8/14 vs. SEA for the first time in his career...The second was a steal of home on a double steal, his second such stolen base this season...Is the fourth player in O's history (since 1954) with multiple steals of home in one year, along with Doug DeCinces (1980), Davey Johnson (1971), and Don Buford (1970)	
🦉 Was placed on the 10-day Injured List (right hamstring strain) on 5/31 and transferred to the 60-day IL on 6/23	
26 • EMMANUEL RIVERA • INF (R)	.241 • 0 HR • 5 RBI
Current Streak: 2 G (3-8; since 8/28)	2025 High: 6 G (5/2-10)
8/29 at SF: 1-4, 2 RBI, K	Road Trip: 1 G, 1-4, 2 RBI, K
🦉 Tallied his fifth multi-hit game of the season on Thursday vs. BOS and first since 5/24 (G2) at BOS (2 H)	
🦉 Had his contract selected from Triple-A Norfolk on Wednesday...Marks his third stint on the active roster (4/28-6/10 & 6/10-7/1)	
🦉 In his last 14 big league games since 5/24, has struck out only three times in 39 plate appearances...Owns a career-low 16.3 percent strikeout rate this year	
🦉 Over his last 26 with the Tides since 7/20, is slashing .352/.398/.448 (37-for-105) with five doubles, one triple, one homer, and 17 RBI	
🦉 In 29 MLB games this season, is hitting .271 (16-for-59) off right-handed pitching, compared to 3-for-20 (.150) off southpaws	
52 • LUIS VÁZQUEZ • INF (R)	.135 • 1 HR • 3 RBI
Current Streak: 0-5 (since 8/25)	2025 High: 2 G (8/22-24)
Last Game: 0-0 (PR in 8 <sup>th</sup> )	Homestand: 2 G, 0-1, RBI
🦉 On 8/24 vs. HOU, hit his first career home run	
🦉 Tallied his first multi-hit game and stolen base on 8/22 vs. HOU	
🦉 On 7/1 at TEX, made his third pitching appearance of the year, the most by a primary Orioles position player in a season since 2019 (S. Wilkerson, 4 G)...Has thrown 3.1 scoreless frames this year	
🦉 On 6/30 at TEX, recorded his first hit, RBI, and run scored as an Oriole, all coming after pinch-hitting in the 11 <sup>th</sup> inning	
🦉 On 6/14 vs. LAA, made his Orioles debut as a pinch-runner...Had his contract selected from Triple-A Norfolk on 6/10...Acquired by the O's from the Cubs on 1/31	





ADDITIONAL HITTER INFO																	
	vs. LHP	vs. RHP	MULTI-HIT GAMES					MULTI-RBI GAMES						LAST HR (DATE/PITCHER)	MULTI-HR GAMES		
			2	3	4	5	TOTAL	2	3	4	5	6+	TOTAL		2025	CAREER	LAST (HRS)
Samuel Basallo	.167	.212	1	-	-	-	1	2	-	-	-	-	2	8/30/25 at SF (Beck)	-	-	-
Dylan Beavers	.125	.364	4	-	-	-	4	1	-	-	-	-	1	8/21/25 vs. HOU (Alexander)	-	-	-
Dylan Carlson	.197	.219	7	2	-	-	9	4	1	-	-	-	5	8/16/25 at HOU (Alexander)	-	3	6/20/23 at WSH (2)
Colton Cowser	.174	.231	6	3	-	-	9	2	4	-	-	-	6	8/25/25 vs. BOS (Fitts)	-	2	9/20/24 vs. DET (2)
Gunnar Henderson	.223	.307	31	6	1	-	38	11	2	2	-	-	15	8/24/25 vs. HOU (Arrighetti)	-	2	6/21/24 at HOU (2)
Jackson Holliday	.205	.261	19	9	1	-	29	6	1	2	-	-	9	8/16/25 at HOU (Sousa)	1	1	5/4/25 vs. KC (2)
Alex Jackson	.313	.234	4	-	-	-	4	-	-	-	-	-	-	8/28/25 vs. BOS (Crochet)	-	-	-
Jeremiah Jackson	.367	.310	7	1	-	-	8	1	1	1	-	-	3	8/30/25 at SF (Seymour)	-	-	-
Daniel Johnson	.333	.171	2	-	-	-	2	-	-	-	-	-	-	6/15/25 at LAD (Yates)	-	-	-
Coby Mayo	.221	.164	4	1	-	-	5	2	1	1	-	-	4	8/29/25 at SF (Winn)	-	-	-
Ryan Mountcastle	.268	.258	15	3	-	-	18	4	-	1	-	-	5	8/30/25 at SF (Seymour)	-	10	6/4/24 at TOR (2)
Emmanuel Rivera	.150	.271	4	1	-	-	5	1	-	-	-	-	1	9/28/24 at MIN (Varland)	-	2	9/28/24 at MIN (2)
Luis Vázquez	.111	.158	1	-	-	-	1	-	-	-	-	-	-	8/24/25 vs. HOU (Rooney)	-	-	-

O's HITTERS														2025 vs. SAN FRANCISCO GIANTS														CAREER vs. SAN FRANCISCO GIANTS													
PLAYER	G	AB	R	H	2B	3B	HR	RBI	BB	IBB	SO	AVG	OBP	SLG	G	AB	R	H	2B	3B	HR	RBI	BB	IBB	SO	AVG	OBP	SLG													
Samuel Basallo	1	4	2	1	0	0	1	1	1	0	1	.250	.400	1.000	1	4	2	1	0	0	1	1	1	0	1	.250	.400	1.000													
Dylan Beavers	2	8	0	2	0	0	0	1	0	0	1	.250	.250	.250	2	8	0	2	0	0	0	1	1	0	0	1	.250	.250	.250												
Dylan Carlson															21	73	10	20	5	0	1	7	4	0	20	.274	.329	.384													
Colton Cowser	2	9	0	1	1	0	0	0	0	0	5	.111	.111	.222	5	17	2	4	2	0	0	0	1	0	7	.235	.278	.353													
Gunnar Henderson	2	8	2	3	0	0	0	1	0	0	0	.375	.333	.375	7	27	4	8	0	0	1	2	0	0	7	.296	.286	.407													
Jackson Holliday	2	7	2	3	0	1	0	1	3	0	1	.429	.600	.714	5	13	3	5	0	1	0	3	4	0	2	.385	.529	.538													
Alex Jackson	1	3	2	1	0	0	0	0	1	0	0	.333	.500	.333	1	3	2	1	0	0	0	0	1	0	0	.333	.500	.333													
Jeremiah Jackson	2	9	4	3	1	0	1	4	1	0	4	.333	.400	.778	2	9	4	3	1	0	1	4	1	0	4	.333	.400	.778													
Daniel Johnson	2	4	3	2	1	0	0	0	1	0	1	.500	.600	.750	2	4	3	2	1	0	0	0	1	0	1	.500	.600	.750													
Coby Mayo	2	9	1	1	0	0	1	1	0	0	3	.111	.111	.444	3	11	1	1	0	0	1	1	0	0	5	.091	.091	.364													
Ryan Mountcastle	2	10	3	5	3	0	1	6	0	0	2	.500	.500	1.100	4	17	4	7	3	0	1	7	1	0	4	.412	.444	.765													
Emmanuel Rivera	1	4	0	1	0	0	0	2	0	0	1	.250	.250	.250	20	64	4	14	3	0	0	7	5	0	18	.219	.286	.266													
Luis Vázquez	2	1	0	0	0	0	0	1	0	0	0	.000	.000	.000	2	1	0	0	0	0	0	1	0	0	0	.000	.000	.000													

O's PITCHERS														2025 vs. SAN FRANCISCO GIANTS														CAREER vs. SAN FRANCISCO GIANTS													
PLAYER	W	L	SV	G	GS	INN	H	R	ER	HR	BB	K	ERA	AVG	W	L	SV	G	GS	INN	H	R	ER	HR	BB	K	ERA	AVG													
Keegan Akin															0	0	0	2	0	3.1	1	0	0	0	2	5	0.00	.091													
Kyle Bradish															0	1	0	1	1	4.0	7	3	3	0	1	5	6.75	.368													
Yennier Cano	0	0	0	1	0	1.1	1	0	0	0	1	2	0.00	.200	0	0	0	4	0	4.1	2	0	0	0	2	4	0.00	.154													
Shawn Dubin	0	0	0	1	0	2.0	0	0	0	0	1	2	0.00	.000	0	0	0	2	0	4.0	1	0	0	0	2	7	0.00	.077													
Dietrich Enns																																									
Rico Garcia	0	0	0	3	0	4.0	3	2	2	1	0	5	4.50	.200	0	0	0	4	0	5.0	4	2	2	1	0	7	3.60	.211													
Dean Kremer	0	1	0	1	1	3.0	9	7	7	0	2	1	21.00	.600	1	2	0	3	3	15.0	21	14	13	3	4	14	7.80	.344													
Corbin Martin	0	0	0	1	0	2.0	2	3	3	2	1	2	13.50	.250	0	1	0	3	1	9.0	11	11	11	3	6	6	11.00	.297													
Cade Povich																																									
Trevor Rogers	1	0	0	1	1	7.0	5	1	1	1	0	5	1.29	.192	1	1	0	4	4	20.2	18	6	5	1	2	17	2.18	.231													
Kade Strowd																																									
Tomoyuki Sugano																																									
Grant Wolfram	0	0	0	1	0	1.2	6	5	1	0	0	3	5.40	.462	0	0	0	1	0	1.2	6	5	1	0	0	3	5.40	.462													

RECENT TRANSACTIONS	
8/30	<b>RHP Matt Bowman</b> cleared unconditional release waivers and was released... <b>RHP Cody Poteet</b> (right shoulder inflammation) was returned from his rehab assignment, reinstated from the 60-day Injured List, and outrighted to Triple-A Norfolk.
8/29	<b>INF Vimal Machín</b> cleared outright waivers and accepted an assignment to Triple-A Norfolk.
8/28	Activated <b>RHP Shawn Dubin</b> ...Designated <b>RHP Roansy Contreras</b> for assignment.
8/27	Selected the contracts of <b>RHP Roansy Contreras</b> and <b>INF Emmanuel Rivera</b> from Triple-A Norfolk...Transferred <b>RHP Brandon Young</b> (left hamstring strain) to the 60-day Injured List...Designated <b>INF Vimal Machín</b> for assignment.
8/26	Reinstated <b>RHP Kyle Bradish</b> (right elbow UCL surgery) from the 60-day Injured List...Claimed <b>RHP Shawn Dubin</b> off waivers from the Houston Astros...Transferred <b>RHP Scott Blewett</b> (right elbow discomfort) to the 60-day Injured List...Designated <b>RHP Matt Bowman</b> for assignment...Optioned <b>RHP Yaramil Hiraldo</b> <sup>2</sup> to Triple-A Norfolk (postgame).
8/23	<b>RHP Cody Poteet</b> (right shoulder inflammation) began a rehab assignment with Triple-A Norfolk.
8/22	Selected the contracts of <b>RHP Matt Bowman</b> and <b>INF Vimal Machín</b> from Triple-A Norfolk...Placed <b>RHP Brandon Young</b> (left hamstring strain) on the 15-day Injured List...Placed <b>INF Jordan Westburg</b> (right ankle sprain) on the 10-day Injured List, retroactive to 8/19...Transferred <b>RHP Félix Bautista</b> (right shoulder surgery) and <b>C Gary Sánchez</b> (right knee sprain) to the 60-day Injured List.
8/21	Claimed <b>LHP Josh Walker</b> <sup>1</sup> off waivers from the Philadelphia Phillies and optioned him to Triple-A Norfolk...Recalled <b>OF Daniel Johnson</b> from Triple-A Norfolk...Placed <b>C Adley Rutschman</b> (right oblique strain) on the 10-day Injured List, retroactive to 8/18.
8/20	<b>INF/OF Jorge Mateo</b> began a rehab assignment with Triple-A Norfolk.
8/19	<b>OF Jordyn Adams</b> cleared outright waivers and accepted an assignment to Triple-A Norfolk... <b>OF Greg Allen</b> elected free agency in lieu of accepting an outright assignment to Triple-A Norfolk.
8/17	Selected the contract of <b>C/1B Samuel Basallo</b> from Triple-A Norfolk...Reinstated <b>OF Colton Cowser</b> from the 7-day concussion Injured List...Transferred <b>RHP Zach Eflin</b> (low back discomfort) to the 60-day Injured List...Returned <b>C Maverick Handley</b> <sup>2</sup> (right wrist strain) from his rehab assignment, reinstated from the 10-day Injured List, and optioned to Triple-A Norfolk...Transferred the rehab assignment of <b>RHP Albert Suárez</b> to Triple-A Norfolk.
8/16	Selected the contract of <b>OF Dylan Beavers</b> from Triple-A Norfolk...Designated <b>OF Greg Allen</b> for assignment...Optioned <b>OF Daniel Johnson</b> <sup>1</sup> and <b>1B/OF Ryan Noda</b> <sup>2</sup> to Triple-A Norfolk (postgame).
8/13	<b>RHP Houston Roth</b> cleared outright waivers and accepted an assignment to Triple-A Norfolk.
8/12	Activated <b>OF Daniel Johnson</b> ...Optioned <b>OF Jordyn Adams</b> <sup>2</sup> to Triple-A Norfolk.
8/11	Claimed <b>OF Daniel Johnson</b> off waivers from the San Francisco Giants...Selected the contract of <b>RHP Jose Espada</b> <sup>1</sup> from Triple-A Norfolk and optioned him to Triple-A Norfolk...Designated <b>RHP Houston Roth</b> for assignment.
8/8	Signed <b>OF Greg Allen</b> to a one-year major league contract... <b>INF Ryan Mountcastle</b> (right hamstring strain) was returned from his rehab assignment and reinstated from the 60-day Injured List...Recalled <b>OF Jordyn Adams</b> from Triple-A Norfolk...Placed <b>OF Colton Cowser</b> on the 7-day concussion Injured List, retroactive to 8/7...Placed <b>OF Tyler O'Neill</b> (right wrist inflammation) on the 10-day Injured List, retroactive to 8/6... <b>C Maverick Handley</b> (right wrist sprain/concussion) began a rehab assignment with Triple-A Norfolk.
8/7	Activated <b>RHP Rico Garcia</b> .
8/6	Optioned <b>RHP Elvin Rodríguez</b> <sup>2</sup> to Triple-A Norfolk (postgame).
8/5	Claimed <b>RHP Rico Garcia</b> off waivers from the New York Mets... <b>INF/OF Terrin Vavra</b> cleared outright waivers and accepted an assignment to Triple-A Norfolk.
8/4	Reinstated <b>LHP Cade Povich</b> (left hip inflammation) from the 15-day Injured List...Activated <b>INF/OF Vidal Brúján</b> ...Optioned <b>OF Jordyn Adams</b> <sup>2</sup> to Triple-A Norfolk.

EUTAW STREET HOME RUNS			
DATE	PLAYER (Team)	OPP. (Pitcher)	DISTANCE
6/28	Jonathan Aranda (TB)	BAL (Eflin)	467 ft.
4/29	Trent Grisham (NYY)	BAL (Gibson)	399 ft.
4/19	Jake Fraley (CIN)	BAL (Young)	421 ft.
2025 totals - 3 (0 by Orioles, 3 by opponents)			
*Total since 1992 - 134 (64 by Orioles, 70 by opponents)			

O's CHALLENGES				
TEAM	TOTAL	WON	LOST	SUCCESS RATE
Orioles	41	18	23	44%
Opponents	29	18	11	62%
Last by O's: 8/26 vs. BOS (T9)      Batter/Runner: Rafaela      Force Play (1B)      Safe/Stands				
Last by Opp.: 8/27 vs. BOS (T1)      Batter/Runner: Duran      Tag Play (2B)      Out/Overturned				

RECORD BY POSITION									
PLAYER	C	1B	2B	3B	SS	LF	CF	RF	DH
Jordyn Adams	-	-	-	-	-	-	0-1	-	-
Greg Allen	-	-	-	-	-	0-1	1-2	-	-
Samuel Basallo	2-4	0-1	-	-	-	-	-	-	2-0
Dylan Beavers	-	-	-	-	-	2-4	-	3-3	-
Dylan Carlson	-	-	-	-	-	18-17	6-5	3-5	-
Colton Cowser	-	-	-	-	-	19-22	11-13	-	0-1
Maverick Handley	7-7	-	-	-	-	-	-	-	-
Gunnar Henderson	-	-	-	-	53-65	-	-	-	3-4
Jackson Holliday	-	-	49-65	-	4-2	-	-	-	2-2
Alex Jackson	9-10	-	-	-	-	-	-	-	-
Jeremiah Jackson	-	-	-	1-2	-	-	-	6-10	1-2
Daniel Johnson	-	-	-	-	-	1-0	3-1	-	-
Heston Kjerstad	-	-	-	-	-	10-15	-	10-10	1-0
Ramón Laureano	-	-	-	-	-	9-14	0-1	21-18	3-4
Vimal Machin	-	-	-	1-2	-	-	-	-	-
Jorge Mateo	-	-	1-4	-	0-8	1-0	4-2	-	-
Coby Mayo	-	24-21	-	0-2	-	-	-	-	3-4
Ryan Mountcastle	-	17-30	-	-	-	-	-	-	7-12
Cedric Mullins	-	-	-	-	-	-	36-50	-	1-1
Ryan Noda	-	-	-	-	-	-	-	2-1	-
Ryan O'Hearn	-	19-20	-	-	-	0-2	-	5-9	14-17
Tyler O'Neill	-	-	-	-	-	1-0	-	11-19	5-4
Emmanuel Rivera	-	1-3	-	7-9	-	-	-	-	1-0
Adley Rutschman	29-33	-	-	-	-	-	-	-	7-11
Jacob Stallings	4-7	-	-	-	-	-	-	-	-
Gary Sánchez	8-11	-	-	-	-	-	-	-	3-4
Chadwick Tromp	2-3	-	-	-	-	-	-	-	-
Ramón Uriás	-	-	1-0	32-34	-	-	-	-	1-1
Luis Vázquez	-	-	1-0	1-2	4-0	-	-	-	-
Jordan Westburg	-	-	9-6	19-24	-	-	-	-	7-8

2025 BY THE NUMBERS			
	HOME	AWAY	TOTAL
Overall	31-37	30-38	61-75
MONTH	HOME	AWAY	TOTAL
March (5)	1-0	2-2	3-2
April (25)	6-7	3-9	9-16
May (27)	4-10	5-8	9-18
June (27)	8-5	8-6	16-11
July (25)	8-5	5-7	13-12
August (28)	4-10	7-6	11-16
September (25)	-	-	-
TOTAL (162)	31-37	30-38	61-75
DAY OF WEEK	HOME	AWAY	TOTAL
Monday (14)	5-1	3-4	8-5
Tuesday (23)	2-8	3-7	5-15
Wednesday (25)	4-7	3-6	7-13
Thursday (18)	4-5	5-1	9-6
Friday (26)	6-4	4-7	10-11
Saturday (28)	5-6	7-7	12-13
Sunday (27)	5-6	5-6	10-12
TOTAL (162)	31-37	30-38	61-75
VS. AL EAST	HOME	AWAY	TOTAL
Boston Red Sox (13)	1-6	4-2	5-8
New York Yankees (13)	2-1	1-2	3-3
Tampa Bay Rays (13)	2-1	3-4	5-5
Toronto Blue Jays (13)	4-2	2-2	6-4
TOTAL (52)	9-10	10-10	19-20
VS. AL CENTRAL	HOME	AWAY	TOTAL
Chicago White Sox (7)	3-0	-	3-0
Cleveland Guardians (7)	2-1	1-3	3-4
Detroit Tigers (6)	1-2	0-3	1-5
Kansas City Royals (6)	1-2	1-2	2-4
Minnesota Twins (6)	0-3	0-3	0-6
TOTAL (32)	7-8	2-11	9-19
VS. AL WEST	HOME	AWAY	TOTAL
Athletics (6)	1-2	1-2	2-4
Houston Astros (7)	1-3	2-1	3-4
Los Angeles Angels (6)	3-0	2-1	5-1
Seattle Mariners (6)	2-1	3-0	5-1
Texas Rangers (7)	1-2	1-2	2-4
TOTAL (32)	8-8	9-6	17-14
VS. NL EAST	HOME	AWAY	TOTAL
Atlanta Braves (3)	-	3-0	3-0
Miami Marlins (3)	1-2	-	1-2
New York Mets (3)	2-1	-	2-1
Philadelphia Phillies (3)	-	1-2	1-2
Washington Nationals (4)	0-3	1-2	1-5
TOTAL (16)	3-6	5-4	8-10
VS. NL CENTRAL	HOME	AWAY	TOTAL
Chicago Cubs (3)	-	1-2	1-2
Cincinnati Reds (3)	1-2	-	1-2
Milwaukee Brewers (3)	-	1-2	1-2
Pittsburgh Pirates (3)	-	-	-
St. Louis Cardinals (3)	1-2	-	1-2
TOTAL (15)	2-4	2-4	4-8
VS. NL WEST	HOME	AWAY	TOTAL
Arizona Diamondbacks (3)	-	1-2	1-2
Colorado Rockies (3)	2-1	-	2-1
Los Angeles Dodgers (3)	-	-	-
San Diego Padres (3)	-	-	-
San Francisco Giants (3)	-	0-2	0-2
TOTAL (15)	2-1	1-4	3-5

BALTIMORE ORIOLES - WALK-OFF AND MISC. HOME RUNS

Baltimore Orioles Walk-off Wins							
Date	Score	Batter/Runner	Action	RBI	Pitcher	INN	OUTS
8/13	SEA 3 @ BAL 4	Jackson Holliday	2B	1	Matt Brash	9	2
Opponent Walk-off Wins							
Date	Score	Batter/Runner	Action	RBI	Pitcher	INN	OUTS
8/16	BAL 4 @ HOU 5	Ramón Urías	FC	1	Keegan Akin	12	1
8/3	BAL 3 @ CHC 5	Justin Turner	HR	2	Keegan Akin	9	0
5/24 (G1)	BAL 5 @ BOS 6	Rafael Devers	1B	1	Gregory Soto	10	1
Baltimore Orioles Back-to-Back Home Runs							
Date	Score	Batters	Pitcher	INN	OUTS		
8/8	ATH 2 @ BAL 3	Adley Rutschman/Ryan Mountcastle	J.T. Ginn	1	2		
7/29 (G1)	TOR 4 @ BAL 16	Tyler O'Neill/Ramón Urías	Lazaro Estrada	6	1		
7/28	TOR 4 @ BAL 11	Cedric Mullins/Coby Mayo	Chris Bassitt	2	2		
6/24	TEX 6 @ BAL 5 (10)	Gary Sánchez/Ramón Urías/Ryan O'Hearn	Chris Martin	7	0		

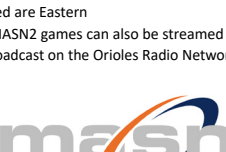



Opponent Back-to-Back Home Runs					
Date	Score	Batters	Pitcher	INN	OUTS
8/4	BAL 3 @ PHI 13	Edmundo Sosa/Weston Wilson	Elvin Rodríguez	8	1
5/18	WSH 10 @ BAL 4	Dylan Crews/CJ Abrams	Zach Eflin	2	1
5/15	MIN 4 @ BAL 0	DaShawn Keirsey Jr./Byron Buxton	Tomoyuki Sugano	3	1
5/4	KC 11 @ BAL 6	Bobby Witt Jr./Vinnie Pasquantino	Yennier Cano	7	1
4/29	NY 15 @ BAL 3	Trent Grisham/Aaron Judge/Ben Rice	Kyle Gibson	1	0
4/17	CLE 2 @ BAL 6	Daniel Schneemann/Austin Hedges	Tomoyuki Sugano	3	0
4/9	BAL 0 @ AZ 9	Pavin Smith/Josh Naylor	Dean Kremer	5	1

LAST TIME IT HAPPENED	
BATTING	
Eutaw St. Home Run	Gunnar Henderson, 8/14/24 vs. WSH (Herz)
Opponent	Jonathan Aranda, 6/28/25 vs. TB (Eflin)
Second Deck Home Run in LF at OPACY	Austin Hays, 6/7/22 vs. CHC (Mills)
Opponent	Pete Alonso, 9/2/20 vs. NYM (Means)
Grand Slam	Gary Sánchez, 6/15/25 vs. LAA (Brogdon)
Two Grand Slams in One Game	Reimold, Clevenger, 9/11/15 vs. KC (Herrera, Chamberlain)
Pinch-Hit Home Run	Alex Jackson, 7/26/25 vs. COL (Farmer)
Pinch-Hit Walk-Off Home Run	Nolan Reimold, 7/24/16 vs. CLE (Allen)
Pinch-Hit Grand Slam	Dwight Evans, 7/26/91 vs. OAK (Nelson)
Inside the Park Home Run	Jorge Mateo, 8/20/23 at OAK (Sears)
LH & RH Home Run, Same Game	Anthony Santander, 8/7/24 at TOR (Francis, Yarbrough)
Individual 2-Home Run Game	Jackson Holliday, 5/4/25 vs. KC (Lorenzen)
Individual 3-Home Run Game	Ryan Mountcastle, 6/19/21 vs. TOR (Manoah, Kay)
Individual 4-Home Run Game	Never
Home Run in Consecutive Games	Colton Cowser, 8/22-23/25 vs. HOU
Home Run in 3 Consecutive Games	Tyler O'Neill, 7/25-29 (G1)/25 vs. COL, vs. TOR (4 G)
Home Run in 4 Consecutive Games	Tyler O'Neill, 7/25-29 (G1)/25 vs. COL, vs. TOR
Home Run in 5 Consecutive Games	Jonathan Schoop, 7/22-27/18 vs. TOR, BOS, TB
Home Run in 6 Consecutive Games	Chris Davis, 9/26-10/2/12 vs. TOR, BOS, TB
4-Home Run Game, Team	7/29/25 (G1) vs. TOR
5-Home Run Game, Team	4/19/25 vs. CIN
6-Home Run Game, Team	3/27/25 at TOR
7-Home Run Game, Team	6/2/16 vs. BOS
8+-Home Run Game, Team	6/16/15 vs. PHI (8 HR)
10+-Run Game, Team	8/17/25 at HOU (12 R)
15+-Run Game, Team	7/29/25 (G1) vs. TOR (16 R)
20+-Run Game, Team	6/27/25 vs. TB (22 R)
Back-to-Back HR	Rutschman/Mountcastle, 8/8/25 vs. ATH (1 <sup>st</sup> inning)
Back-to-Back HR to Start First Inning	Mullins/Henderson, 4/19/25 vs. CIN
Back-to-Back-to-Back HR	Sánchez/Urias/O'Hearn, 6/24/25 vs. TEX (7 <sup>th</sup> inning)
Back-to-Back-to-Back HR to Start First Inning	Flaherty/Hardy/Markakis, 5/10/12 (G1) vs. TEX
2 Back-to-Back HRs, Same Game	Mullins/Henderson (1 <sup>st</sup> ) & Laureano/Westburg (7 <sup>th</sup> ), 4/19/25 vs. CIN
Leadoff Home Run	Jackson Holliday, 7/20/25 at TB (Pepiot)
Walk-Off Win	Jackson Holliday (2B), 8/13/25 vs. SEA (Brash)
Walk-Off Home Run	Anthony Santander, 9/19/24 vs. SF (Walker)
Walk-Off Grand Slam	Manny Machado, 8/18/17 vs. LAA (Middleton)
Walk-Off Home Run, Eutaw St.	Rio Ruiz, 8/11/19 vs. HOU (Osuna)
Home Run, 15 <sup>th</sup> Inning or later	Jonathan Villar, 7/25/19 at LAA (Canning)
Home Run, 17 <sup>th</sup> Inning or later	Adam Jones, 5/6/12 at BOS (McDonald)
Home Run by a Pitcher	Zack Britton, 7/3/11 at ATL (Beachy)
2-Home Run Game by a Pitcher	Milt Pappas, 8/27/61 at MIN (Ramos)
Oriole to hit a Home Run for 1 <sup>st</sup> ML hit	Connor Norby, 6/4/24 at TOR (Pearson)
Oriole w/ 2 Home Runs in One Inning	Mark Trumbo, 4/15/16 at TEX (7 <sup>th</sup> inning, Pérez, Shields, Albers)
Oriole w/ 3 Home Runs in Consecutive Innings	Manny Machado, 8/7/16 at CWS (1 <sup>st</sup> , 2 <sup>nd</sup> , 3 <sup>rd</sup> inning, Faulkner, Albers)
5-Hit Game	Adley Rutschman, 6/21/24 at HOU
6-Hit Game	Cal Ripken, Jr., 6/13/99 at ATL
5-RBI Game	Jordan Westburg, 8/17/25 at HOU
6-RBI Game	Adley Rutschman, 6/9/24 at TB
7-RBI Game	Ryan Mountcastle, 4/11/23 vs. OAK (9 RBI)
8-RBI Game	Ryan Mountcastle, 4/11/23 vs. OAK (9 RBI)
9-RBI Game	Ryan Mountcastle, 4/11/23 vs. OAK
PITCHING	
Perfect Game	Never
No-Hitter	5/5/21 at SEA (Means)
1-Hitter	8/15/25 at HOU (Young, Hiraldo)
Complete Game	8/1/25 at CHC (Rogers, 8.0 IP)
Complete Game, 9.0+ IP	9/23/22 vs. HOU (Kremer, 9.0 IP)
Shutout	9/23/22 vs. HOU (Kremer)
Team Shutout	8/17/25 at HOU (Kremer, Wolfram, Martin)
Consecutive CG, Pitcher	Sidney Ponson (2), 5/16-22/04
Consecutive Shutouts, Pitcher	Mike Mussina (2), 9/26-10/1/95
Consecutive CG, Team	5/13-14/11 (Guthrie, Bergesen)
Consecutive Shutouts, Team	4/18-19/23 at WSH
10+ Strikeout Game, Pitcher	Kyle Bradish (10), 8/26/25 vs. BOS
15+ Strikeout Game, Pitcher	Erik Bedard (15), 7/7/07 at TEX
10+ Strikeout Game, Team	8/26/25 vs. BOS (11 K)
15+ Strikeout Game, Team	8/16/25 at HOU (16 K)
4+ Strikeouts in an inning	Mike Cuellar (4), 5/29/70 at CAL
Immaculate Inning	Brandon Young, 7/8/25 vs. NYM (5 <sup>th</sup> inning)
MISCELLANEOUS	
Hit for the Cycle	Cedric Mullins, 5/12/23 vs. PIT (7 <sup>th</sup> in club history)
Steal of Home	Ryan Mountcastle, 8/14/25 vs. SEA
Position Player to Pitch	Luis Vázquez, 7/1/25 at TEX (0.1 IP)
Triple Play Turned	9/18/12, Bottom 3 <sup>rd</sup> at TOR (Chapman batting/Kremer pitching)
Manager Ejection	Scoring: 6-4-3 (Mateo-Vavra-Aguilar)
Player Ejection	Tony Mansolino, 7/20/25 at TB (1 <sup>st</sup> career)
	Ryan O'Hearn, 7/21/25 at CLE (3 <sup>rd</sup> career)
WINNING SWEEPS	
2-Game, at OPACY	9/26-27/23 vs. WSH
2-Game, Road	8/18-19/25 at BOS
3-Game, at OPACY	6/13-15/25 vs. LAA
3-Game, Road	7/4-6/25 at ATL
4-Game, at OPACY	7/7-10/22 vs. LAA
4-Game, Road	6/7-10/24 at TB
Doubleheader	7/29/25 vs. TOR



2025 SCHEDULE

G#	DATE	OPP.	W-L	SCORE	WP/LP/SV	REC	POS	GA/GB	ATT.
1	3/27	at TOR	W	12-2	Eflin/Berrios	1-0	T-1 <sup>st</sup>	+0.5	40,734
2	3/28	at TOR	L	8-2	Gausman/Morton	1-1	T-3 <sup>rd</sup>	-0.5	26,289
3	3/29	at TOR	W	9-5	Kremer/Lovelyade	2-1	2 <sup>nd</sup>	-0.5	27,005
4	3/30	at TOR	L	3-1	Bassitt/Sugano/Hoffman	2-2	3 <sup>rd</sup>	-1.5	21,069
5	3/31	vs. BOS	W	8-5	Domínguez/Newcomb	3-2	3 <sup>rd</sup>	-1.0	45,002*
MARCH TOTALS: 3-2				TEAM ERA: 4.60	TEAM AVG: .305				
6	4/1	OFF DAY				3-2	4 <sup>th</sup>	-1.0	
6	4/2	vs. BOS	L	3-0	Crochet/Eflin/Chapman	3-3	4 <sup>th</sup>	-1.5	18,146
7	4/3	vs. BOS	L	8-4	Kelly/Morton	3-4	T-4 <sup>th</sup>	-2.0	16,656
8	4/4	at KC	L	8-2	Lugo/Kremer	3-5	5 <sup>th</sup>	-2.5	14,196
9	4/5	at KC	W	8-1	Sugano/Wacha	4-5	5 <sup>th</sup>	-2.5	14,383
10	4/6	at KC	L	4-1	Bubic/Povich/Estévez	4-6	5 <sup>th</sup>	-2.5	19,098
11	4/7	at AZ	W	5-1	Eflin/Gallen	5-6	T-4 <sup>th</sup>	-1.5	20,333
12	4/8	at AZ	L	4-3	Kelly/Morton/Martínez	5-7	4 <sup>th</sup>	-2.0	23,843
13	4/9	at AZ	L	9-0	Pfaadt/Kremer	5-8	5 <sup>th</sup>	-2.5	22,411
14	4/10	OFF DAY				5-8	5 <sup>th</sup>	-2.5	
14	4/11	vs. TOR	**POSTPONED**		Rescheduled for 7/29 (DH)	5-8	5 <sup>th</sup>	-2.5	
14	4/12	vs. TOR	W	5-4	Baker/Francis/Bautista	6-8	T-4 <sup>th</sup>	-2.0	22,130
15	4/13	vs. TOR	L	7-6 (10)	Hoffman/Bowman	6-9	5 <sup>th</sup>	-2.5	27,193
16	4/14	OFF DAY				6-9	5 <sup>th</sup>	-2.5	
16	4/15	vs. CLE	L	6-3	Allen/Morton/Clase	6-10	5 <sup>th</sup>	-3.5	14,203
17	4/16	vs. CLE	W	9-1	Kremer/Williams	7-10	5 <sup>th</sup>	-3.5	13,964
18	4/17	vs. CLE	W	6-2	Sugano/Bibee	8-10	4 <sup>th</sup>	-3.5	16,201
19	4/18	vs. CIN	L	8-3	Abbott/Povich	8-11	4 <sup>th</sup>	-4.5	42,587*
20	4/19	vs. CIN	W	9-5	Domínguez/Greene/Bautista	9-11	4 <sup>th</sup>	-3.5	28,534
21	4/20	vs. CIN	L	24-2	Rogers/Morton/Wynne	9-12	4 <sup>th</sup>	-4.5	19,053
22	4/21	OFF DAY				9-12	4 <sup>th</sup>	-4.0	
22	4/22	at WSH	L	7-0	Parker/Kremer	9-13	4 <sup>th</sup>	-4.0	29,504
23	4/23	at WSH	L	4-3	López/Soto/Finnegan	9-14	5 <sup>th</sup>	-5.0	22,246
24	4/24	at WSH	W	2-1	Povich/Gore/Bautista	10-14	5 <sup>th</sup>	-4.5	23,058
25	4/25	at DET	**POSTPONED**		Rescheduled for 4/26 (DH)	10-14	5 <sup>th</sup>	-4.0	
25	4/26-1	at DET	L	4-3	Mize/Young/Vest	10-15	5 <sup>th</sup>		28,509
26	4/26-2	at DET	L	6-2	Hurter/Morton	10-16	5 <sup>th</sup>	-5.0	21,422
27	4/27	at DET	L	7-0	Skubal/Kremer	10-17	5 <sup>th</sup>	-6.5	28,613
28	4/28	vs. NYY	W	4-3	Sugano/Warren/Bautista	11-17	5 <sup>th</sup>	-5.5	22,775
29	4/29	vs. NYY	L	15-3	Rodón/Gibson	11-18	5 <sup>th</sup>	-6.5	22,164
30	4/30	vs. NYY	W	5-4	Baker/Carrasco/Bautista	12-18	5 <sup>th</sup>	-5.5	22,381
APRIL TOTALS: 9-16				TEAM ERA: 5.64	TEAM AVG: .206				
31	5/1	OFF DAY				12-18	5 <sup>th</sup>	-5.5	
31	5/2	vs. KC	W	3-0	Kremer/Wacha/Bautista	13-18	5 <sup>th</sup>	-5.5	26,364
32	5/3	vs. KC	L	4-0	Bubic/Sugano	13-19	5 <sup>th</sup>	-5.5	19,348
33	5/4	vs. KC	L	11-6	Zerpa/Cano	13-20	5 <sup>th</sup>	-5.5	31,956
34	5/5	OFF DAY				13-20	5 <sup>th</sup>	-5.0	
34	5/6	at MIN	L	9-1	López/Povich	13-21	5 <sup>th</sup>	-6.0	19,779
35	5/7	at MIN	L	5-2	Coulombe/Morton/Duran	13-22	5 <sup>th</sup>	-7.0	16,417
36	5/8	at MIN	L	5-2	Jax/Cano/Duran	13-23	5 <sup>th</sup>	-7.5	17,410
37	5/9	at LAA	W	4-1	Sugano/Hendricks/Bautista	14-23	5 <sup>th</sup>	-7.5	30,778
38	5/10	at LAA	L	5-2	Kochanowicz/Gibson	14-24	5 <sup>th</sup>	-7.5	27,975
39	5/11	at LAA	W	7-3	Eflin/Ty. Anderson	15-24	5 <sup>th</sup>	-8.0	29,460
40	5/12	OFF DAY				15-24	5 <sup>th</sup>	-8.0	
40	5/13	vs. MIN	**POSTPONED**		Rescheduled for 5/14 (DH)	15-24	5 <sup>th</sup>	-7.5	
41	5/14-1	vs. MIN	L	6-3	Stewart/Kremer/Duran	15-25	5 <sup>th</sup>	-8.5	
42	5/14-2	vs. MIN	L	8-6	Funderburk/Cano/Sands	15-26	5 <sup>th</sup>	-9.0	10,169
43	5/15	vs. MIN	L	4-0	Paddack/Sugano	15-27	5 <sup>th</sup>	-9.5	30,926
44	5/16	vs. WSH	L	4-3	López/Bautista/Finnegan	15-28	5 <sup>th</sup>	-10.5	21,171
45	5/17	vs. WSH	L	10-6	Irvin/Gibson	15-29	5 <sup>th</sup>	-10.5	28,208
46	5/18	vs. WSH	L	10-4	Soroka/Eflin	15-30	5 <sup>th</sup>	-11.5	37,264
47	5/19	at MIL	L	5-4	Uribe/Cano/Megill	15-31	5 <sup>th</sup>	-12.0	22,319
48	5/20	at MIL	L	5-2	Henderson/McDermott/Uribe	15-32	5 <sup>th</sup>	-13.0	22,778
49	5/21	at MIL	W	8-4 (11)	Baker/Alexander	16-32	5 <sup>th</sup>	-13.0	30,554
50	5/22	at BOS	**POSTPONED**		Rescheduled for 5/23 (DH)	16-32	5 <sup>th</sup>	-13.5	
51	5/23-1	at BOS	L	19-5	Whitlock/Domínguez	16-33	5 <sup>th</sup>	-14.0	31,150
52	5/23-2	at BOS	**POSTPONED**		Rescheduled for 5/24 (DH)	16-33	5 <sup>th</sup>	-13.5	
53	5/24-1	at BOS	L	6-5 (10)	Weissert/Soto	16-34	5 <sup>th</sup>	-14.5	30,958
54	5/24-2	at BOS	W	2-1	Kittredge/Bernardino/Domínguez	17-34	5 <sup>th</sup>	-14.0	34,604
55	5/25	at BOS	W	5-1	Kremer/Buehler	18-34	5 <sup>th</sup>	-14.0	36,824
56	5/26	vs. STL	W	5-2	Morton/Fedde/Bautista	19-34	5 <sup>th</sup>	-14.0	21,717
57	5/27	vs. STL	L	7-4	Matz/Baker/Helsley	19-35	5 <sup>th</sup>	-15.0	13,779
58	5/28	vs. STL	L	6-4	King/Povich/Helsley	19-36	5 <sup>th</sup>	-16.0	14,491
59	5/29	OFF DAY				19-36	5 <sup>th</sup>	-16.0	
60	5/30	vs. CWS	W	2-1	Eflin/Burke/Bautista	20-36	5 <sup>th</sup>	-15.0	22,108
61	5/31	vs. CWS	W	4-2	Kremer/Martin/Bautista	21-36	5 <sup>th</sup>	-14.0	23,470
MAY TOTALS: 9-18				TEAM ERA: 5.21	TEAM AVG: .250				
62	6/1	vs. CWS	W	3-2	Morton/Houser/Baker	22-36	5 <sup>th</sup>	-14.0	33,037
63	6/2	OFF DAY				22-36	5 <sup>th</sup>	-14.0	
64	6/3	at SEA	W	5-1	Sugano/Kirby	23-36	5 <sup>th</sup>	-14.0	21,089
65	6/4	at SEA	W	3-2	Cano/Vargas/Bautista	24-36	5 <sup>th</sup>	-13.0	19,231
66	6/5	at SEA	W	4-3	Eflin/Woo/Baker	25-36	5 <sup>th</sup>	-13.0	27,887
67	6/6	at ATH	L	5-4	Sears/Kremer/Miller	25-37	5 <sup>th</sup>	-14.0	8,424
68	6/7	at ATH	W	7-4	Akin/Severino/Bautista	26-37	5 <sup>th</sup>	-13.0	9,185
69	6/8	at ATH	L	5-1	Newcomb/Sugano	26-38	5 <sup>th</sup>	-13.0	8,836
70	6/9	OFF DAY				26-38	5 <sup>th</sup>	-13.0	
71	6/10	vs. DET	L	5-3	Lee/Povich/Vest	26-39	5 <sup>th</sup>	-14.0	20,291
72	6/11	vs. DET	W	10-1	Eflin/Mize	27-39	5 <sup>th</sup>	-14.0	18,630
73	6/12	vs. DET	L	4-1	Skubal/Kremer/Vest	27-40	5 <sup>th</sup>	-15.0	18,800
74	6/13	vs. LAA	W	2-0	Morton/Kochanowicz/Bautista	28-40	5 <sup>th</sup>	-14.0	20,204
75	6/14	vs. LAA	W	6-5	Akin/Anderson/Bautista	29-40	5 <sup>th</sup>	-13.0	26,313
76	6/15	vs. LAA	W	11-2	Povich/Kikuchi	30-40	5 <sup>th</sup>	-12.0	33,370
77	6/16	at TB	L	7-1	Pepiot/Eflin	30-41	5 <sup>th</sup>	-12.0	10,046
78	6/17	at TB	W	5-1	Kremer/Littell	31-41	5 <sup>th</sup>	-11.0	10,046
79	6/18	at TB	L	12-8	Montgomery/Kittredge	31-42	5 <sup>th</sup>	-11.0	10,046
80	6/19	at TB	W	4-1	Morton/Rasmussen/Bautista	32-42	5 <sup>th</sup>	-11.0	10,046
81	6/20	at NYY	W	5-3	Blewett/Weaver/Bautista	33-42	5 <sup>th</sup>	-10.0	47,034
82	6/21	at NYY	L	9-0	Schmidt/Eflin	33-43	5 <sup>th</sup>	-11.0	46,142
83	6/22	at NYY	L	4-2	Cruz/Baker/Williams	33-44	5 <sup>th</sup>	-12.0	45,571
84	6/23	vs. TEX	W	6-0	Rogers/Corbin	34-44	5 <sup>th</sup>	-11.0	13,929
85	6/24	vs. TEX	L	6-5 (10)	Jackson/Domínguez/Garcia	34-45	5 <sup>th</sup>	-11.0	16,909
86	6/25	vs. TEX	L	7-0	deGrom/Young	34-46	5 <sup>th</sup>	-12.0	22,828
87	6/26	OFF DAY				34-46	5 <sup>th</sup>	-12.0	
88	6/27	vs. TB	W	22-8	Sugano/Orze	35-46	5 <sup>th</sup>	-12.0	20,047
89	6/28	vs. TB	L	11-3	Littell/Eflin	35-47	5 <sup>th</sup>	-12.0	30,491
90	6/29	vs. TB	W	5-1	Kremer/Bradley	36-47	5 <sup>th</sup>	-12.0	19,226
91	6/30	at TEX	W	10-6 (10)	Akin/Milner	37-47	5 <sup>th</sup>	-11.0	27,420
JUNE TOTALS: 16-11				TEAM ERA: 4.05	TEAM AVG: .253				
92	7/1	at TEX	L	10-2	deGrom/Young/Latz	37-48	5 <sup>th</sup>	-11.0	30,933
93	7/2	at TEX	L	6-0	Eovaldi/Sugano/Dunning	37-49	5 <sup>th</sup>	-11.0	27,636
94	7/3	OFF DAY				37-49	5 <sup>th</sup>	-11.5	
95	7/4	at ATL	W	3-2	Morton/Strider/Bautista	38-49	5 <sup>th</sup>	-11.5	40,249
96	7/5	at ATL	W	9-6 (10)	Bautista/Montero/Cano	39-49	5 <sup>th</sup>	-11.5	37,170
97	7/6	at ATL	W	2-1	Rogers/Holmes/Domínguez	40-49	5 <sup>th</sup>	-11.5	34,012
98	7/7	OFF DAY				40-49	5 <sup>th</sup>	-12.0	
99	7/8	vs. NYM	L	7-6 (10)	Díaz/Cano/Brazobán	40-50	5 <sup>th</sup>	-13.0	35,200
100	7/9	vs. NYM	**POSTPONED**		Rescheduled for 7/10 (DH)	40-50	5 <sup>th</sup>	-12.5	
101	7/10-1	vs. NYM	W	3-1	Wolfgram/Staneck/Bautista	41-50	5 <sup>th</sup>	-12.0	25,262
102	7/10-2	vs. NYM	W	7-3	Sugano/Hagenman	42-50	5 <sup>th</sup>	-11.5	17,961
103	7/11	vs. MIA	W	5-2	Kremer/Cabrera	43-50	5 <sup>th</sup>	-11.5	22,213
104	7/12	vs. MIA	L	6-0	Junk/Rogers	43-51	5 <sup>th</sup>	-11.5	34,332
105	7/13	vs. MIA	L	11-1	Pérez/Young	43-52	5 <sup>th</sup>	-11.5	17,759

7/14	Home Run Derby (Truist Park - Atlanta, GA)									
7/15	MLB All-Star Game (Truist Park - Atlanta, GA)									
7/16-17 All-Star Break										
96	7/18	at TB	L	11-1	Bradley/Morton	43-53	5 <sup>th</sup>	-12.5	10,046	
97	7/19	at TB	L	4-3	Uceta/Domínguez/Fairbanks	43-54	5 <sup>th</sup>	-13.5	10,046	
98	7/20	at TB	W	5-3	Rogers/Pepiot/Bautista	44-54	5 <sup>th</sup>	-13.5	9,195	
99	7/21	at CLE	L	10-5	Bibee/Selby	44-55	5 <sup>th</sup>	-14.5	21,748	
100	7/22	at CLE	L	6-3	Cantillo/Young/Clase	44-56	5 <sup>th</sup>	-14.5	22,714	
101	7/23	at CLE	L	3-2	Gaddis/Selby/Clase	44-57	5 <sup>th</sup>	-15.5	30,476	
102	7/24	at CLE	W	4-3	Morton/Allen/Soto	45-57	5 <sup>th</sup>	-15.5	26,223	
103	7/25	vs. COL	L	6-5	Bird/Kittredge/Halvorsen	45-58	5 <sup>th</sup>	-16.5	25,090	
104	7/26	vs. COL	W	18-0	Rogers/Senzatela	46-58	5 <sup>th</sup>	-16.5	20,188	
105	7/27	vs. COL	W	5-1	Sugano/Gomber	47-58	5 <sup>th</sup>	-15.5	16,407	
106	7/28	vs. TOR	W	11-4	Martin/Bassitt	48-58	5 <sup>th</sup>	-14.5	20,176	
107	7/29-1	vs. TOR	W	16-4	Morton/Lucas	49-58	5 <sup>th</sup>	-13.5	16,194	
108	7/29-2	vs. TOR	W	3-2	Kittredge/Hoffman/Martin	50-58	5 <sup>th</sup>	-12.5	14,929	
109	7/30	vs. TOR	L	9-8	Fluharty/Cano/Hoffman	50-59	5 <sup>th</sup>	-13.5	17,049	
JULY TOTALS: 13-12 TEAM ERA: 4.79 TEAM AVG: .257										
110	8/1	at CHC	L	1-0	Horton/Rogers/Palencia	50-60	5 <sup>th</sup>	-13.5	40,520	
111	8/2	at CHC	W	4-3	Wolfram/Thielbar/Akin	51-60	5 <sup>th</sup>	-13.5	40,781	
112	8/3	at CHC	L	5-3	Palencia/Akin	51-61	5 <sup>th</sup>	-13.5	39,430	
113	8/4	at PHI	L	13-3	Luzardo/Povich	51-62	5 <sup>th</sup>	-14.5	41,099	
114	8/5	at PHI	L	5-0	Walker/Kremer	51-63	5 <sup>th</sup>	-15.5	43,660	
115	8/6	at PHI	W	5-1	Rogers/Suárez	52-63	5 <sup>th</sup>	-15.5	42,030	
8/7 OFF DAY										
116	8/8	vs. ATH	W	3-2	Sugano/Ginn/Akin	53-63	5 <sup>th</sup>	-14.5	20,796	
117	8/9	vs. ATH	L	11-3	Perkins/Young	53-64	5 <sup>th</sup>	-14.5	30,078	
118	8/10	vs. ATH	L	3-2	Alvarado/Akin	53-65	5 <sup>th</sup>	-15.5	23,183	
8/11 OFF DAY										
119	8/12	vs. SEA	L	1-0	Kirby/Kremer/Muñoz	53-66	5 <sup>th</sup>	-16.5	19,356	
120	8/13	vs. SEA	W	4-3	Akin/Brash	54-66	5 <sup>th</sup>	-15.5	17,290	
121	8/14	vs. SEA	W	5-3	Sugano/Evans/Enns	55-66	5 <sup>th</sup>	-15.5	14,083	
122	8/15	at HOU	W	7-0	Young/Valdez	56-66	5 <sup>th</sup>	-15.5	33,654	
123	8/16	at HOU	L	5-4 (12)	De Los Santos/Akin	56-67	5 <sup>th</sup>	-16.5	37,641	
124	8/17	at HOU	W	12-0	Kremer/Javier	57-67	5 <sup>th</sup>	-15.5	36,411	
125	8/18	at BOS	W	6-3	Rogers/May	58-67	5 <sup>th</sup>	-14.5	36,961	
126	8/19	at BOS	W	4-3 (11)	Cano/Whitlock/Martin	59-67	5 <sup>th</sup>	-14.0	37,435	
8/20 OFF DAY										
127	8/21	vs. HOU	L	7-2	Alexander/Young	59-68	5 <sup>th</sup>	-14.5	18,061	
128	8/22	vs. HOU	L	10-7	Okert/Povich/Abreu	59-69	5 <sup>th</sup>	-15.5	24,224	
129	8/23	vs. HOU	L	9-8	Blubaugh/Enns/Abreu	59-70	5 <sup>th</sup>	-16.5	30,159	
130	8/24	vs. HOU	W	3-2	Rogers/Arrighetti/Akin	60-70	5 <sup>th</sup>	-15.5	19,746	
131	8/25	vs. BOS	L	4-3	Fitts/Sugano/Chapman	60-71	5 <sup>th</sup>	-16.5	15,740	
132	8/26	vs. BOS	L	5-0	Giolito/Bradish	60-72	5 <sup>th</sup>	-16.5	14,776	
133	8/27	vs. BOS	L	3-2	Weissert/Akin/Chapman	60-73	5 <sup>th</sup>	-17.5	16,790	
134	8/28	vs. BOS	L	3-2	Hicks/Garcia/Matz	60-74	5 <sup>th</sup>	-18.0	15,374	
135	8/29	at SF	L	15-8	Bivens/Kremer	60-75	5 <sup>th</sup>	-18.0	40,043	
136	8/30	at SF	W	11-1	Rogers/Seymour	61-75	5 <sup>th</sup>	-17.0	37,711	
137	8/31	at SF	4:05 PM	MASN2						
AUGUST TOTALS: 11-16 TEAM ERA: 3.89 TEAM AVG: .226										
138	9/1	at SD	6:40 PM	MASN2						
139	9/2	at SD	9:40 PM	MASN2						
140	9/3	at SD	4:10 PM	MASN2						
9/4 OFF DAY										
141	9/5	vs. LAD	7:05 PM	MASN						
142	9/6	vs. LAD	7:05 PM	MASN						
143	9/7	vs. LAD	1:35 PM	MASN						
9/8 OFF DAY										
144	9/9	vs. PIT	6:35 PM	MASN						
145	9/10	vs. PIT	6:35 PM	MASN						
146	9/11	vs. PIT	1:05 PM	MASN						
147	9/12	at TOR	7:07 PM	MASN2						
148	9/13	at TOR	3:07 PM	MASN2						
149	9/14	at TOR	1:37 PM	MASN2						
150	9/15	at CWS	7:40 PM	MASN2						
151	9/16	at CWS	7:40 PM	MASN2						
152	9/17	at CWS	2:10 PM	MASN2						
153	9/18	vs. NYY	7:15 PM	FOX						
154	9/19	vs. NYY	7:05 PM	MASN						
155	9/20	vs. NYY	7:05 PM	MASN						
156	9/21	vs. NYY	1:35 PM	MASN						
9/22 OFF DAY										
157	9/23	vs. TB	6:35 PM	MASN2						
158	9/24	vs. TB	6:35 PM	MASN2   FS1*						
159	9/25	vs. TB	1:05 PM	MASN						
160	9/26	at NYY	7:05 PM	MASN						
161	9/27	at NYY	1:05 PM	MASN						
162	9/28	at NYY	3:05 PM	MASN						
SEPTEMBER TOTALS: 0-0 TEAM ERA: :--- TEAM AVG: :---										
*Indicates home sellout										
^Indicates out-of-market broadcast										
Pitchers in CAPS indicates complete game										
All times listed are Eastern										
MASN and MASN2 games can also be streamed locally via <a href="#">MASN+</a>										
All games broadcast on the Orioles Radio Network and 98 Rock 97.9 FM/HD2 & WBAL NewsRadio 1090 AM/101.5 FM										
<div><div></div><div></div></div> <div><div></div><div></div></div>										
DELAYS & POSTPONEMENTS										
DATE	OPPONENT (Reason)	TIME (Delay)	RESULT							
8/14	vs. SEA (rain)	2:18 (top 6 <sup>th</sup> )	W, 5-3							
8/13	vs. SEA (inclement weather)	1:40 (pregame)	W, 4-3							
7/27	vs. COL (inclement weather)	0:28 (pregame)	W, 5-1							
7/20	at TB (rain)	2:36 (top 7 <sup>th</sup> )	W, 5-3							
7/13	vs. MIA (inclement weather)	1:38 (pregame)	L, 11-1							
7/9	vs. NYM (inclement weather)	Postponed	Rescheduled for a DH on 7/10							
7/8	vs. NYM (inclement weather)	0:46 (pregame)	L, 7-6							
6/19	at TB (inclement weather)	0:10 (pregame)	W, 4-1							
6/13	vs. LAA (rain)	2:16 (pregame, bottom 5 <sup>th</sup> )	W, 2-0							
5/28	vs. STL (rain)	0:31 (pregame)	L, 6-4							
5/24 (G1)	at BOS (rain)	0:26 (pregame)	L, 6-5							
5/23 (G2)	at BOS (rain)	Postponed	Rescheduled for a DH on 5/24							
5/22	at BOS (rain)	Postponed	Rescheduled for a DH on 5/23							
5/16	vs. WSH (inclement weather)	0:12 (pregame)	L, 4-3							
5/13	vs. MIN (inclement weather)	Postponed	Rescheduled for a DH on 5/14							
5/3	vs. KC (rain)	0:57 (top 2 <sup>nd</sup> )	L, 4-0							
4/25	at DET (inclement weather)	Postponed	Rescheduled for a DH on 4/26							
4/11	vs. TOR (rain)	Postponed	Rescheduled for a DH on 7/29							
TOTAL TIME OF DELAYS: 13:58										
COLDEST GAME TIME TEMPERATURE: 45 degrees, April 5 at Kansas City (W, 8-1)										
WARMEST GAME TIME TEMPERATURE: 100 degrees, 2x, last: June 24 vs. Texas (L, 6-5 [10])										