

BALTIMORE ORIOLES (69-77) at TORONTO BLUE JAYS (84-62)

LHP Trevor Rogers (8-2, 1.51) vs. RHP Chris Bassitt (11-8, 3.97)

Friday, September 12, 2025 • 7:07 p.m. ET • Rogers Centre • Toronto, ON, CAN

TV: MASN2 • Radio: 98 Rock 97.9 FM/HD2 & WBAL NewsRadio 1090 AM/101.5 FM

Game No. 147

Road Game No. 73

O's AT A GLANCE	
Overall	69-77
Home	36-38
Road	33-39
Day	33-30
Night	36-47
Current Streak	W3
Last 5 Games	4-1
Last 10 Games	8-2
March	3-2
April	9-16
May	9-18
June	16-11
July	13-12
August	11-17
September	8-1
vs. LHSP	20-23
vs. RHSP	49-54
Series Opener	24-23
Series Opener at Home	14-10
Series Opener on Road	10-13
By Series	17-26-4
By Home Series	11-12-1
By Road Series	6-14-3
Rubber Games	8-15
Sweeps/Were Swept	7-5
Scored First	47-23
Opponent Scored First	22-54
1-run games	25-22
Comeback Wins	29-34
Last AB Wins	11-15
Walkoff Wins	5-3
Extra Innings	6-5
Led After 6	53-8
Led After 7	58-9
Led After 8	64-2
Tied After 6	9-10
Tied After 7	6-7
Tied After 8	4-6
Behind After 6	7-59
Behind After 7	5-61
Behind After 8	1-69
vs. AL Teams	45-53
vs. AL East	19-20
vs. AL Central	9-19
vs. AL West	17-14
vs. NL Teams	24-24
vs. NL East	8-10
vs. NL Central	7-8
vs. NL West	9-6
Hit 0 HR	13-35
Hit 1+ HR	56-42
Hit 2+ HR	28-17
Scored 3 or Fewer Runs	17-55
Scored 4 or More Runs	52-22
Allowed 3 or Fewer Runs	55-8
Allowed 4 or More Runs	14-69
More Hits than Opponent	44-13
Fewer Hits than Opponent	22-60
Committed No Errors	50-38
Committed 1 or More Errors	19-39
Starter Goes at least 5 inn	57-40
Starter Goes at least 6 inn	38-16
Starter Goes at least 7 inn	17-5

BIRDLAND BITES: The Orioles open their penultimate road trip of the year tonight, a six-game stretch against the Blue Jays (3 to play) and White Sox (3 to play)...Baltimore continues a stretch of 13 games in as many days tonight with the club's next off day not scheduled until Monday, September 22...The O's are 50-41 (.544) since May 30, the fourth-best winning percentage in the AL behind Toronto (56-34, .622), Boston (54-35, .607), and Texas (50-40, .556).

👉 The Birds completed the series sweep of the Pirates on Thursday, earning their first sweep since September 1-3 at San Diego (3 G), and their seventh sweep of the year, including the third at home (5/30-6/1 vs. CWS & 6/13-15 vs. LAA).

👉 Yesterday's game ended with **Alex Jackson** throwing out PIT's Oneil Cruz trying to steal second base...It's only the second time since 2014 that an O's game has ended on an opponent caught stealing, joining April 24, 2024 at Los Angeles-AL.

👉 **Dylan Beavers** delivered the go-ahead infield single in the seventh inning yesterday...O's rookies have accounted for 11 of the team's 21 go-ahead RBI since Beavers had his contract selected on August 16.

👉 **Gunnar Henderson** doubled in the first inning on Thursday for the 31st time this year, matching his career high set last season.

👉 **Colton Cowser** swiped his 10th base in as many tries yesterday...No player in Orioles history (since 1954) has finished a season with 10+ stolen bases without being caught.

👉 The O's have won each of their last six one-run games, their longest such streak since July 2-24, 2023 (6 G)...The club has not won seven straight one-one affairs since August 23-September 5, 2017 (7 G).

👉 O's batters had their franchise record of 10 straight games with 10+ strikeouts snapped on Thursday...That marked the longest such streak by an MLB club since the Tigers from September 15-28, 2024 (12 G).

👉 Oriole relievers have allowed one or zero earned runs in each of the nine games this month, recording a 1.14 ERA (5 ER/39.1 IP) and .170 (23-for-135) opponent average.

ROSTER MOVES: The Orioles reinstated outfielder **Tyler O'Neill** (right wrist inflammation) from the 10-day Injured List and optioned outfielder **Daniel Johnson** to Triple-A Norfolk after yesterday's game...O'Neill has not played in a major league game since leaving the game on August 5 at Philadelphia.

👉 O'Neill went 2-for-8 with a solo home run and a walk with two runs scored during his rehab assignment with the Tides on Tuesday and Wednesday at Durham.

HOLLIDAY SEASON: **Jackson Holliday** paces the Birds with 17 home runs, one ahead of **Gunnar Henderson** (16 HR)...The only Oriole under 22 years old to finish the season leading the club in homers is **Eddie Murray** (27 HR, 1977)...Holliday's 17 long balls are fifth-most by an Oriole in their age-21 season or younger (as of age of July 1 of season) in franchise history (since 1954), per *Stats Perform*, trailing **Cal Ripken, Jr.** (28 HR, 1982), **Eddie Murray** (27 HR, 1977), **Boog Powell** (25 HR, 1963), and **Curt Blefary** (22 HR, 1965).

👉 Holliday owns a .467 on-base percentage against right-handed pitchers since August 17, the fifth-highest mark in MLB (min. 54 PA) behind NYM's Juan Soto and PHI's Harrison Bader (both .500 OBP), TOR's Bo Bichette (.493 OBP), and **Dylan Beavers** (.475 OBP).

LEAVE IT TO BEAVERS: **Dylan Beavers** has reached base safely in 18 of his first 21 career games since debuting on August 16, slashing .302/.443/.429 (19-for-63) with five doubles, one homer, 10 runs scored, eight RBI, 16 walks, and one stolen base.

👉 He has reached base safely 35 times to begin his career, tying **Billy Ripken** (1987) for the most in franchise history (since 1954) through an O's first 21 games...Ripken also holds the club record through 22 career games (39 TOB).

👉 Beavers became the second Oriole to draw 16+ walks in his first 20 career games, joining **Glenn Gulliver** (18 BB, 1982)...Prior to Thursday, he had walked in an MLB-best five straight games.

👉 Since his debut, Beavers ranks among MLB rookies in walks (T-2nd, 16) and on-base percentage (3rd, .443).

ACTION JACKSON: Since making his MLB debut on August 1, **Jeremiah Jackson** is slashing .302/.333/.496 (39-for-129) with six doubles, two triples, five home runs, 17 runs scored, and 18 RBI in 35 games, ranking among qualified MLB rookies during that stretch in triples (T-3rd), hits (4th), total bases (4th, 64), home runs (T-4th), and extra-base hits (T-5th, 13).

👉 He has 61 total bases in his first 32 starts, the fourth most in O's history (since 1954) behind **Trey Mancini** (72 TB, 2016-17), **Chito Martinez** (71 TB, 1991), and **Jim Traber** (66 TB, 1984-86)

👉 Jackson is one of eight Orioles in franchise history to have 38+ hits through his first 32 career starts (last: **Ryan Mountcastle**, 39 H, 2020).

NIP AND TUCK: Baltimore has played an MLB-high 25 one-run affairs (13-12) since the All-Star break, ahead of Cleveland (19 G)...The Birds opened the year playing 22 one-run games (12-10) through July 13, tied for second fewest in MLB ahead of the Tigers (21 G).

IT TAKES A VILLAGE: Baltimore has used a franchise record 67 players this season, surpassing the previous team record held by the 2021 Orioles (62 players)...The 67 players used are second most in MLB behind the Braves (68 players).

👉 The Orioles have had 23 players hit a home run for the team, breaking the team record (since 1954)...That's the most players to homer since one MLB team since 2024 (SF, 23).

👉 Baltimore has had 19 players steal a base, breaking the O's record.

👉 The Birds have used seven different players at catcher, setting the franchise record...The last MLB club to use at least seven catchers in a single season was the 2023 Cleveland Guardians (also 7)...The last to use eight were the 2022 Pirates.

PLAYING THE BLUES: Baltimore and Toronto wrap up the season series this weekend at Rogers Centre...The Orioles need one win to clinch a winning year against the Blue Jays for the third consecutive season...The last time that happened was 2012-14...Since the start of 2023, the O's are 23-13 (.639) against the Jays.

👉 **Ryan Mountcastle** has 19 home runs and a .936 OPS against Toronto in his career, including 11 long balls on the road...Since he debuted in 2020, his 19 home runs are the third most by one player against the Blue Jays behind NYY's Aaron Judge (23 HR) and TOR's Anthony Santander (20 HR), who hit his as a member of the O's.

O's vs. BLUE JAYS		
Current Streak		L1
2025 Record		6-4
at Oriole Park at Camden Yards	4-2	
at Rogers Centre	2-2	
All-Time (since 1977)	344-397	
at Home	192-177	
on Road	152-220	
2025 Schedule		
Date	Score	Win/Loss/Save
3/27	W, 12-2	Eflin/Berrios
3/28	L, 8-2	Gausman/Morton
3/29	W, 9-5	Kremer/Lovelady
3/30	L, 3-1	Bassitt/Sugano/Hoffman
4/12	W, 5-4	Baker/Francis/Bautista
4/13	L, 7-6 (10)	Hoffman/Bowman
7/28	W, 11-4	Martin/Bassitt
7/29-1W, 16-4		Morton/Lucas
7/29-2W, 3-2		Kittredge/Hoffman/Martin
7/30	L, 9-8	Fluhart/Cano/Hoffman
9/12		7:07 p.m. ET
9/13		3:07 p.m. ET
9/14		1:37 p.m. ET
Indicates Home		

O's ON THE ROAD	
Record	33-39
Team AVG/OBP/SLG	.232/.301/.371
Fielding Errors	46
Team ERA	4.59 (317 ER/621.0 IP)
Starters ERA	4.64 (190 ER/368.1 IP)
Bullpen ERA	4.56 (128 ER/252.2 IP)
Saves/Opps	17/26
Best Road Trip	.800 (4-1), 8/15-19
Worst Road Trip	.167 (1-5), 4/22-27

WHAT A RELIEF	
Lowest Bullpen ERA, Since August 23	
1. Kansas City Royals	2.40
2. Baltimore Orioles	2.58
3. Seattle Mariners	2.61
4. St. Louis Cardinals	2.76
5. San Francisco Giants	2.94

TIGHT SQUEEZE	
Most One-Run Games Since 7/18, MLB	
1. Baltimore Orioles	25 G (13-12)
2. Cleveland Guardians	19 G (12-7)
3. Chicago Cubs	18 G (10-8)
Seattle Mariners	18 G (10-8)
5. Cincinnati Reds	17 G (8-9)

UPCOMING MILESTONES	
Dylan Carlson	5 RBI shy of 200
Gunnar Henderson	2 2B shy of 100
Jackson Holliday	5 R shy of 100
Ryan Mountcastle	4 HR shy of 100
Trevor Rogers	1 G shy of 100

THIS DATE IN O'S HISTORY	
September 12, 1973 - Jim Palmer wins his 20 th game of the year, his fourth straight 20-win season, beating Milwaukee, 4-1, at Memorial Stadium. After going 7-12 in 1974, Palmer wins 20 games from 1975-78.	
September 12, 1987 - Eddie Murray hits his 304 th career home run, supplanting Boog Powell as the Orioles' all-time leader. Murray goes on to hit 343 homers with the O's, a mark later passed by Cal Ripken, Jr., who finished his career with 431.	

UPCOMING SCHEDULE					
DATE	OPPONENT	TIME	ORIOLES STARTER	OPPONENT STARTER	TV
September 13	at Toronto	3:07 p.m. ET	RHP Tomoyuki Sugano (10-8, 4.51)	RHP Max Scherzer (5-3, 4.36)	MASN2
September 14	at Toronto	1:37 p.m. ET	TBA	RHP Shane Bieber (2-1, 4.30)	MASN2
MASN and MASN2 games can also be streamed locally via MASN+ ...All games broadcast on the Orioles Radio Network and 98 Rock 97.9 FM/HD2 & WBAL NewsRadio 1090 AM/101.5 FM					

#28 TREVOR ROGERS LHP



8-2, 1.51 ERA
HT: 6-5 WT: 215
DOB: 11/13/97 Age: 27
Bats: L Throws: L

PITCH TYPE (2025)	USAGE	AVG. VELOCITY
Fastball	39.8%	93.2 mph
Changeup	25.1%	86.3 mph
Sinker	15.5%	92.9 mph
Slider	12.2%	81.0 mph
Sweeper.....	7.5%	78.4 mph

QUICK HITS: Set to make his 16th start of the season and his 20th as an Oriole...The O's are 12-3 in his starts this year...Appointed from Triple-A Norfolk as the Orioles' 27th man for the doubleheader on May 24 (G2) at Boston and recalled from Norfolk on June 18...Placed on the 15-day Injured List on March 27 (retroactive to March 24) with right knee subluxations...On May 11, was reinstated from the IL and optioned to Norfolk...Acquired by the Orioles from the Marlins in exchange for **INF/OF Connor Norby** and **OF Kyle Stowers** on July 30, 2024...Selected by the Marlins with the No. 13 overall pick in the 2017 First-Year Player Draft out of Carlsbad (NM) High School.

LAST TIME OUT: Did not factor in the decision after allowing two runs on eight hits and one walk with six strikeouts across 5.1 innings...Snapped his career-high 10-start streak of at least 6.0 innings pitched, the longest stretch by an Oriole starter in club history (since 1954)...Threw 96 pitches, 71 strikes.
⚡ Left-handed batters went 3-for-6 off Rogers, his most hits allowed to lefties in a single start since they went 5-for-5 on August 12, 2024 vs. Washington.
⚡ Opponents were 4-for-5 off his sinker...Opponents are batting .438 (14-for-32) off the pitch since July 26 (8 GS) after opening the year hitting .167 (5-for-30) through July 20 (7 GS).

VIEWS FROM THE SIX: Set to make his third career start against the Blue Jays, going 0-1 with a 4.50 ERA (5 ER/10.0 IP) across his two prior starts...Last faced the divisional foe on August 7, 2024 at Rogers Centre, allowing three runs (2 ER) on seven hits and two walks with two strikeouts in 5.0 innings.
⚡ His career 2.86 ERA (22 ER/69.1 IP) against the AL East is his second-lowest mark against any single division, behind the NL West (2.75 ERA).

FEELING HOT, HOT, HOT: Rogers was named the American League Pitcher of the Month for August after pitching to a 1.29 ERA (6 ER/42.0 IP) with four wins, 41 strikeouts, an 0.86 WHIP, and .199 opponent average (30-for-151) across six starts... Became the first Oriole pitcher to earn the recognition since **Corbin Burnes** in September 2024 and the first Oriole southpaw since **Erik Bedard** in July 2007.
⚡ Led the majors in innings pitched and led the AL in ERA and WHIP.
⚡ Was the only pitcher to throw a complete game during the month (8/1 at CHC).
⚡ Became the first Oriole in franchise history (since 1954) to make at least five starts and allow one or zero runs in each of the outings in a single month.

OFF AND RUNNING: Rogers' 1.51 ERA is the lowest by an Oriole through his first 15 starts of a season in franchise history (since 1954), surpassing **Jim Palmer** (1.64 ERA, 1975)...The lowest mark through 16 starts is also held by Palmer in 1975 (1.53 ERA).
⚡ The 1.51 mark is the lowest ERA through a major league starter's first 15 games of the season since NYM's Jacob deGrom in 2021 (1.08 ERA).
⚡ His ERA, opponent average (.185), on-base percentage (.231), slugging percentage (.253), and OPS (.484) on the year lead all major league pitchers (min. 95.0 IP).

LET'S GO STREAKING: Has allowed two runs or fewer in a career-high 13 straight games, the longest such stretch by an Oriole starter in franchise history (since 1954)... Completed 6.0+ innings in a career-high 10 straight starts from July 6-August 30, the longest streak by an Oriole since **Corbin Burnes** (17 GS, 4/26-7/30/24).
⚡ His 10-start streak from July 6-August 30 of 6.0+ innings and two or fewer runs allowed set the franchise record for the longest streak by an Oriole starter in club history.

THREE'S A CROWD: Has recorded a 3.77 ERA (6 ER/14.1 IP) in the third inning this season, his highest mark of any inning, ahead of the seventh frame (3.12 ERA)...Six of Rogers' 16 total runs allowed on the year have come in the third...Opponents are 11-for-53 (.208) in the third frame off him.

LIMITING THE LONG BALL: Since the beginning of the 2021 season, Rogers has allowed 0.75 home runs per nine innings, tied for the fifth-lowest mark among all MLB starters during that stretch (min. 450.0 IP).
⚡ Has allowed one or zero home runs in 45 of his last 46 starts since September 12, 2022 (2 HR, 5/4/24 at OAK).
⚡ Rogers' 0.28 home runs per nine innings on the year would mark the second-lowest mark by an Oriole starter in franchise history (since 1954), behind **Bob Turley** (0.25 HR/9.0 IP, 1954).

TWO-STRIKE SUPERSTAR: Rogers is holding opponents to a .128 batting average (24-for-187) and .330 OPS in two-strike counts...His .330 opponent OPS is the second lowest among all major league pitchers (min. 175 BF), behind SD's Nick Pivetta (.325 OPS)...In full counts, batters are slashing .250/.372/.278 (9-for-36).

ROGERS' 2025 STARTS													
DATE	OPP	SCORE	WHEN LEFT	DEC	IP	H	R	ER	BB	K	HR	PIT	STR
5/24 (G2)	at BOS	2-1	0-0	ND	6.1	2	0	0	0	5	0	87	56
6/18	at TB	8-12	8-3	ND	2.1	5	3	3	3	4	0	71	43
6/23	vs. TEX	6-0	6-0	W	8.0	3	0	0	0	4	0	101	72
6/30	at TEX	10-6	3-2	ND	5.1	3	2	2	3	5	1	91	52
7/6	at ATL	2-1	2-0	W	6.2	4	0	0	2	6	0	88	60
7/12	vs. MIA	0-6	0-0	L	6.2	2	1	1	2	8	0	99	68
7/20	at TB	5-3	5-2	W	6.0	5	2	2	2	3	1	91	63
7/26	vs. COL	18-0	8-0	W	7.0	1	0	0	1	5	0	96	65
8/1	at CHC	0-1	0-1	L	8.0 (CG)	4	1	1	0	8	0	88	68
8/6	at PHI	5-1	5-1	W	6.0	8	1	1	2	6	0	104	73
8/13	vs. SEA	3-2	2-1	ND	7.0	4	1	1	0	6	0	95	72
8/18	at BOS	6-3	4-1	W	7.0	4	1	1	1	7	0	98	72
8/24	vs. HOU	3-2	3-1	W	7.0	5	1	1	3	9	0	93	59
8/30	at SF	11-1	11-1	W	7.0	5	1	1	0	5	1	92	66
9/6	vs. LAD	4-3	0-2	ND	5.1	8	2	2	1	6	0	96	71
TOTALS					8-2	95.2	63	16	16	20	87	1390	960 (69.1%)

TOMORROW'S STARTER: RHP TOMOYUKI SUGANO (10-7, 4.41)

LAST TIME OUT: Dealt his third straight losing decision on September 7 vs. Los Angeles-NL after allowing four runs on seven hits (3 HR) with one strikeout in 3.0+ innings...Exited the game with right foot discomfort in the fourth inning and left with two runners on, one of which scored.

vs. TORONTO: Set to make his third career start against the Blue Jays, going 0-1 with a 5.19 ERA (5 ER/8.2 IP) through his two prior starts...Did not factor in the decision in his last start against the club on April 12 at Oriole Park after allowing three runs on eight hits (1 HR) and two walks in 4.2 innings...Made his MLB debut against the Jays on March 30 at Rogers Centre (L, 4.0 IP, 4 H, 2 R, 2 BB, 1 K).

2025 & CAREER SPLITS

2025							CAREER						
	W-L	ERA	G/S	IP	ER		W-L	ERA	G/S	IP	ER		
Home	3-1	1.10	6/6	41.0	5		9-19	4.14	45/45	226.1	104		
Road	5-1	1.81	9/9	54.2	11		14-17	3.57	54/54	279.2	111		
Day	5-2	1.33	7/7	47.1	7		10-14	3.30	41/41	215.1	79		
Night	3-0	1.68	8/8	48.1	9		13-22	4.21	58/58	290.2	136		
	AVG	AB	H	HR	BB	K		AVG	AB	H	HR	BB	K
vs. Left	.167	60	10	0	3	20		.244	431	105	3	57	135
vs. Right	.189	280	53	3	17	67		.247	1496	369	42	129	370
TOTALS	.185	340	63	3	20	87		.246	1927	474	45	186	505

RUN SUPPORT (as starter in '25)	RUNS ALLOWED BY INNING IN 2025	MISCELLANEOUS 2025 STATS
0 Runs 4	1 st 1	WHIP0.87
1 Run--	2 nd 1	K/98.18
2 Runs 1	3 rd 6	BB/91.88
3 Runs 3	4 th 1	QS 12
4 Runs 1	5 th 2	#P/IP14.5
5 Runs 2	6 th 2	
6 Runs 1	7 th 3	<u>Opponents</u>
7 Runs--	8 th 0	AVG185
8 Runs 1	9 th--	OBP231
9 Runs--	Total 16	SLG253
10+ Runs..... 2		OPS484
Total 67		
RS/9..... 6.30		

2025 HIGHS CAREER HIGHS

Innings: 8.0, 2x, last: 8/1 at CHC
Hits: 8, 2x, last: 9/6 vs. LAD
Runs: 3, 6/18 at TB
Earned Runs: 3, 6/18 at TB
Strikeouts: 9, 8/24 vs. HOU
Walks: 3, 3x, last: 8/24 vs. HOU
Home Runs: 1, 3x, last: 8/30 at SF
Winning Streak: 4, 8/6-pres.
Losing Streak: --
Shortest Start: 2.1, 6/18 at TB
Pitches Thrown: 104, 8/6 at PHI
Low-Hit CG: 4, 8/1 at CHC

Innings: 8.0, 2x, last: 8/1/25 at CHC
Hits: 9, 3x, last: 5/10/24 vs. PHI
Runs: 9, 9/11/20 (G1) vs. PHI
Earned Runs: 8, 2x, last: 5/4/24 at OAK
Strikeouts: 10, 3x, last: 9/21/21 vs. WSH
Walks: 6, 6/14/22 at PHI
Home Runs: 3, 2x, last: 5/20/22 vs. ATL
Winning Streak: 4, 8/6/25-pres.
Losing Streak: 8, 6/15/21-4/22/22
Shortest Start: 1.0, 9/17/22 at WSH
Pitches Thrown: 107, 7/9/24 at HOU
Low-Hit CG: 4, 8/1/25 at CHC

ROGERS vs. TOR						BASSITT vs. BAL					
PLAYER	AVG	AB	H	HR	RBI	PLAYER	AVG	AB	H	HR	RBI
Barger	.—	—	—	—	—	Basallo	.—	—	—	—	—
Clement	.333	3	1	0	0	Beavers	.—	—	—	—	—
France	.000	1	0	0	0	Carlson	.125	8	1	0	0
Giménez	.500	2	1	0	0	Cowser	.231	13	3	0	0
Guerrero Jr.	.250	4	1	0	0	Henderson	.364	11	4	2	5
Heineman	.—	—	—	—	—	Holliday	.286	7	2	1	1
Kiner-Falefa	.—	—	—	—	—	A. Jackson	.000	1	0	0	0
Kirk	.500	2	1	0	0	J. Jackson	.—	—	—	—	—
Loperfido	.—	—	—	—	—	Mateo	.333	6	1	0	0
Lukes	.—	—	—	—	—	Mayo	1.000	1	1	1	1
Schneider	.000	2	0	0	0	Mountcastle	.300	10	3	0	3
Springer	.000	6	0	0	1	O'Neill	.118	17	2	0	0
Straw	.—	—	—	—	—	Rivera	.333	3	1	0	0
Varsho	.500	4	2	0	0	Vázquez	.—	—	—	—	—



PITCHER	LAST OUTING	DEC.	IP	H	R	ER	BB	K	RETIRED/1 ST BF	IR/SCORED	SV/OPP	INNINGS-HIGH	STRIKEOUTS-HIGH
Akin	9/11 vs. PIT	SV	1.0	1	0	0	0	1	38/54	33/5	5/11	2.0 (5x, last: 9/3 at SD)	3 (3x, last: 8/24 vs. HOU)
Cano	9/11 vs. PIT	ND	0.1	1	0	0	0	1	37/60	19/9	2/6	1.1 (4x, last: 8/31 at SF)	3 (2x, last: 6/21 at NYY)
Dubin	9/10 vs. PIT	ND	0.2	1	0	0	1	1	14/29	10/3	0/1	2.0 (4x, last: 8/30 at SF)	3 (3x, last: 9/3 at SD)
Enns	9/9 vs. PIT	W	2.0	0	0	0	1	2	8/16	6/2	1/1	3.0 (7/9 vs. TB w/DET)	5 (8/6 at PHI)
Garcia	9/10 vs. PIT	ND	1.0	0	0	0	1	1	14/21	12/2	--	2.2 (2x, last: 7/18 at ATL w/NYY) 4 (7/28 at SD w/NYM)	
Strowd	9/11 vs. PIT	HLD	1.0	1	0	0	1	2	14/19	6/0	--	2.0 (2x, last: 8/28 vs. BOS)	2 (4x, last: 9/11 vs. PIT)
Suárez	9/10 vs. PIT	W	1.0	0	0	0	0	1	2/4	2/2	--	3.0 (9/6 vs. LAD)	2 (3/28 at TOR)
Wolfram	9/11 vs. PIT	W	1.0	1	0	0	0	1	13/19	4/3	--	2.0 (6x, last: 9/7 vs. LAD)	4 (7/10 [G1] vs. NYM)
2025 TOTALS	4.37 ERA	25-28	541.1	511	296	263	249	563	338/489	197/50	34/53	7.0 (Kremer, 6/12 vs. DET)	10 (Povich, 8/16 at HOU)

45 • KEEGAN AKIN • LHP**4-4 • 5 SV • 3.14 ERA • 57 G (3 GS)**

WHIP: 1.34K/9: 8.48BB/9: 4.71

vs. ALL: .226 (47-for-208)vs. LHB: .274 (23-for-84)vs. RHB: .194 (24-for-124)

⚡ Secured his career-high fifth save of the year on 9/11 vs. PIT after tossing 1.0 scoreless inning on one hit with one strikeout...Has thrown three consecutive scoreless appearances (2.1 IP) after allowing runs in two of his previous three (5.0 IP, 3 R)

⚡ Has issued 12 walks in 18 appearances since returning from the IL on 7/29 after walking 10 batters in the previous 24 games from 5/4-6/30

⚡ His 15.2 percent inherited runner scored rate (5 IRS, 33 IR) ranks fifth in MLB...Has allowed four of those to score (9 IR) since 8/13

⚡ Owns a 1.88 ERA (3 ER/14.1 IP) across his last 12 games since 8/13 after registering a 6.75 ERA (7 ER/9.1 IP) over his 10 prior outings from 6/24-8/10

⚡ Opponents are 6-for-61 (.098) with 18 strikeouts against his changeup and 13-for-57 (.228) with 15 strikeouts against his slider, compared to 28-for-90 (.311) with 21 punchouts off his fastball, his most-utilized offering (50.0%)

⚡ His 41.0 percent groundball rate his his highest since 2022 (50.0%, career high)

⚡ Owns a 1.75 ERA (5 ER/25.2 IP) in 25 away games (2 GS) compared to a 4.26 ERA (15 ER/31.2 IP) in 32 games (1 GS) at Oriole Park

78 • YENNIER CANO • RHP**3-6 • 2 SV • 4.96 ERA • 60 G**

WHIP: 1.41K/9: 8.54BB/9: 3.76

vs. ALL: .264 (52-for-197)vs. LHB: .308 (24-for-78)vs. RHB: .235 (28-for-119)

⚡ Worked 0.1 scoreless inning on one hit with one strikeout on 9/11 vs. PIT...Stranded an inherited runner...Did not allow an inherited runner to score for the first time since 7/6 at ATL (1 IR/0 IRS) after allowing six of eight to score between 8/18-31

⚡ Held a six-game scoreless appearance streak from 8/26-9/7 (6.1 IP), tied for his second-longest stretch of the year (also 6/4-15, 5.0 IP)

⚡ Has a 2.53 ERA (3 ER/10.2 IP) in 12 games since 8/16...Posted an 8.00 ERA (16 ER/18.0 IP) in his previous 19 games from 6/18-8/13

⚡ Is 2-2 with a 3.20 ERA (9 ER/25.1 IP) in 28 away games this season compared to 1-4 with a 6.59 ERA (20 ER/27.1 IP) in 32 home games

⚡ Opponents are batting .286 (20-for-70) against him with no outs and .367 (11-for-30) with runners in scoring position and two outs

⚡ Opponents are batting .417 (15-for-36) off his changeup this season...Used the pitch 13.1 percent (115-of-881) of the time through 7/31, but has only thrown the pitch eight times since 8/1

⚡ Has limited opponents to a .218 (19-for-87) clip with 17 strikeouts against his sinker

⚡ Is holding opposing hitters to a .172 average (11-for-64) and .385 OPS when ahead in the count compared to .451 (23-for-51) and 1.381 OPS when behind

62 • SHAWN DUBIN • RHP**2-0 • 4.50 ERA • 29 G**

WHIP: 1.34K/9: 7.59BB/9: 2.81

vs. ALL: .266 (33-for-124)vs. LHB: .216 (11-for-51)vs. RHB: .301 (22-for-73)

⚡ Worked 0.2 scoreless inning on one hit and one walk with one strikeout on 9/10 vs. PIT...Exited the game with two runners on, who were both stranded

⚡ Has tossed six straight scoreless outings (6.1 IP) with three hits, two walks, one hit batter, and six strikeouts since joining the Orioles on 8/28...Is the first Oriole to toss six straight scoreless outings (all in relief) to open his O's career since 2023 (9 G, Webb)

⚡ Allowed 13 runs in his final five games (5.1 IP) with the Astros

⚡ Activated on 8/28 after being claimed off waivers from HOU on 8/26...Was designated for assignment on 8/23

⚡ Recorded a 1.33 ERA (3 ER/20.1 IP), 1.13 WHIP, and .219 opponent average (16-for-73) in his first 18 games from 5/11-6/20...Placed on the 15-day IL with a right forearm strain on 6/24, retroactive to 6/21...Held a 21.94 ERA (13 ER/5.1 IP), 2.81 WHIP, and .483 average (14-for-29) in five games from 8/12-22 after returning from the IL

⚡ Has a 2.16 ERA (4 ER/16.2 IP) in 13 away games compared to a 7.04 ERA (12 ER/15.1 IP) in 16 home games

⚡ Has held opponents to .216 (8-for-37) off his four seamer, his most-utilized offering (34.8%)...Batters are a combined .287 (25-for-87) off his five other offerings (sweeper, 17.4%; sinker, 15.8%; curveball, 15.6%; changeup, 14.3%; cutter, 2.1%)

⚡ Originally selected by the Astros in the 13th round of the 2018 First-Year Player Draft out of Georgetown College (KY)

71 • DIETRICH ENNS • LHP**3-2 • 1 SV • 4.26 ERA • 19 G (3 GS)**

WHIP: 1.45K/9: 9.24BB/9: 3.08

vs. ALL: .280 (42-for-150)vs. LHB: .382 (21-for-55)vs. RHB: .221 (21-for-95)

⚡ Earned his career-high third win of the year on 9/9 vs. PIT after tossing scoreless 10th and 11th innings on one walk with two strikeouts...Stranded the automatic runner in both frames...Snapped a five-game streak of allowing a run since 8/18

⚡ Has thrown 2.0+ innings in five consecutive appearances (1 GS), the longest stretch of his career

⚡ On 8/14 vs. SEA, became the eighth different Oriole to earn a save this year

⚡ Tallied 12 punchouts over four games from 8/3-13, his most in a four-game span since 9/11-24/21 (also 12 K)...Also struck out multiple hitters in at least four straight games in a single season for the second time in his career (6 G, 8/11-9/16/21)

⚡ Has completed more than 1.0 inning in 11 of his 16 relief outings this year

⚡ Activated on 8/2 after being acquired by the Orioles from DET in exchange for cash considerations on 7/31

⚡ Pitched in seven games (2 GS) with the Tigers this season

50 • RICO GARCIA • RHP**0-1 • 3.25 ERA • 22 G (1 GS)**

WHIP: 1.05K/9: 9.76BB/9: 2.28

vs. ALL: .214 (22-for-103)vs. LHB: .163 (7-for-43)vs. RHB: .250 (15-for-60)

⚡ Pitched a scoreless ninth inning on one walk with one strikeout on 9/10 vs. PIT...Five of his six September appearances (6.1 IP) have been scoreless

⚡ Has inherited the based loaded with no outs twice and did not yield a run either time (8/19 at BOS & 9/2 at SD)

⚡ Allowed one hit in 1.0 scoreless inning on 8/12 vs. SEA...Was his first outing with the O's this season after pitching in six games for the club in 2022...Claimed off waivers from the Mets on 8/5 after being designated for assignment on 8/3

⚡ Opponents are hitting .333 (7-for-21) against his curveball despite owning a .223 xBA on the offering...Opponents are also slugging .333 against the pitch, despite having an xSLG of .264

⚡ Owns career highs in strikeout rate (27.0%) and groundball rate (50.0%) while posting a career-low 6.3 percent walk rate

⚡ Has also pitched this season for the Mets (8 G) and Yankees (1 G)

57 • KADE STROWD • RHP**0-0 • 1.27 ERA • 19 G**

WHIP: 1.22K/9: 6.33BB/9: 5.06

vs. ALL: .192 (14-for-73)vs. LHB: .222 (6-for-27)vs. RHB: .174 (8-for-46)

⚡ Earned his third career hold on 9/11 vs. PIT after working 1.0 scoreless inning on one hit and one walk with a career-high-tying two strikeouts...Has punched out multiple batters in three of his last seven outings since 8/28

⚡ Has made a career-high nine straight scoreless appearances (9.0 IP) since 8/19, but has left with the bases loaded and no outs twice in that span (8/16 at BOS & 9/2 at SD)

⚡ Has held lefties hitless (0-for-8) since 8/31 after they went 6-for-19 (.316) from 5/18-8/28

⚡ Has walked 12 batters in 21.1 innings this year...Holds a 15.9 percent walk rate (11 BB/69 BF) since being recalled on 7/24

⚡ Surrendered his first career homer to Jose Altuve on 8/16 at HOU...Snapped a streak of three straight perfect outings and a streak of six straight scoreless outings

⚡ Recalled prior to the game on 7/24 for his fourth stint on the active roster this season (4/28, 5/18-19, 6/27-28)

⚡ Holding opponents to a .161 average (5-for-31) with runners on base

⚡ Made his major league debut on 5/18 vs. WSH, allowing one run on two hits with one strikeout in 1.0 inning

49 • ALBERT SUÁREZ • RHP**2-0 • 2.08 ERA • 4 G**

WHIP: 0.92K/9: 5.19BB/9: 1.04

vs. ALL: .241 (7-for-29)vs. LHB: .231 (3-for-13)vs. RHB: .250 (4-for-16)

⚡ Secured his second victory of the season on 9/10 vs. PIT after tossing a scoreless 10th inning with one wild pitch and one strikeout...Marked his first outing this season of no more than 1.0 inning

⚡ Earned his first win of the year after surrendering one run on two hits and one walk (IBB) with one strikeout in 3.0 innings on 9/6 vs. LAD...Marked his longest outing of the year and threw season highs in pitches (42) and strikes (28)

⚡ Has allowed one run in three games (6.0 IP) since being reinstated from the IL...Allowed two runs (1 ER) in 2.2 innings on 3/28 at TOR before landing on the IL

⚡ Was reinstated from the 60-day Injured List on 9/1...Missed the previous 135 games after being placed on the IL on 3/30 with a right subscapularis strain, retroactive to 3/29

⚡ Pitched in five rehab outings (3 GS) between Triple-A Norfolk (4 G, 2 GS) and Double-A Chesapeake (1 G, 1 GS)...Posted a 3.55 ERA (5 ER/12.2 IP) on nine hits (1 HR) and six walks with five strikeouts in those games

⚡ Appeared on his first career Opening Day roster

⚡ In 2024, went 9-7 with a 3.70 ERA (55 ER/133.2 IP) on 130 hits (17 HR), 56 total runs, 43 walks, three hit-by-pitches with 108 strikeouts in 32 games (24 GS)

⚡ Registered a 1-0 record with a 3.09 ERA (4 ER/11.2 IP) in eight relief outings, compared to 8-7 with a 3.76 ERA (51 ER/122.0 IP) in 24 starts

⚡ Eight of his 23 starts last season were scoreless, tied for the second-most such starts in MLB (min. 2.0 IP/GS) behind SEA's Bryce Miller (9)

86 • GRANT WOLFRAM • LHP**3-0 • 4.32 ERA • 19 G**

WHIP: 1.72K/9: 10.80BB/9: 4.32

vs. ALL: .287 (31-for-108)vs. LHB: .318 (14-for-44)vs. RHB: .266 (17-for-64)

⚡ Earned his third career win on 9/11 vs. PIT after completing 1.0 scoreless inning on one hit with one strikeout...Has not allowed a run in 11 of his last 13 appearances (17.1 IP) since 7/25 after surrendering four runs in back-to-back outings (8 total R) from 7/18-21

⚡ Struck out multiple hitters in six of his seven games in August

⚡ Owns an 11.42 ERA (11 ER/8.2 IP) in eight road games this year compared to a 0.55 ERA (1 ER/16.1 IP) in 11 home games

⚡ Earned his first career win after firing 2.0 scoreless innings with one hit and a career-high four strikeouts on 7/10 (G1) vs. NYM...Added as the 27th man for the DH

⚡ Made his MLB debut on 4/26 (G2) at DET, pitching 0.1 inning on one hit with one walk...Allowed an inherited runner to score

⚡ Is 1-4 with a 3.62 ERA (11 ER/27.1 IP) on eight walks and 29 strikeouts in 24 outings with Norfolk this season

⚡ Acquired by the Orioles on 4/7 from the Brewers in exchange for minor league OF Daz Cameron and cash considerations

29 • SAMUEL BASALLO • C/1B (L) **.179 • 2 HR • 10 RBI**
Current Streak: 0-8 (since 9/10) **2025 High:** 2 G (3x, last: 9/5-9)
Last Game: 0-4, K **Homestand:** 5 G, 2-17, HR, 2 RBI, BB, 5 K

Notched his second career walkoff plate appearance on Monday vs. PIT, including his second in five days (9/5 vs. LAD, HR)...Has two of the five walk-offs for the O's

Recorded his first career walk-off homer on 9/5 vs. LAD, the first by an Oriole since 9/19/24 vs. SF (Santander, 3-R), and his first homer at Oriole Park...Became the youngest Oriole in franchise history to hit a walk-off homer...The last Oriole whose first career home run at home was a walk-off was Henry Urrutia on 8/19/15 vs. NYM

Tallied his first career multi-double effort on 9/1 at SD, while also recording his first multi-RBI effort since doing so in each of his first two games...Is 4-for-14 (.286) in four games as the designated hitter compared to 7-for-47 (.149) in 13 games at catcher

Hit his first career MLB homer in the fourth inning on 8/30 at SF...At 21 years, 17 days old, became the youngest player to homer in the majors in 2025

Hitting .250 (9-for-36) with four doubles and one homer off fastballs compared to .098 (3-for-31) and one homer combined against breaking balls and offspeed pitches

Agreed to an eight-year contract extension thru 2033 with a club option for 2034 on 8/22

Made his major league debut on 8/17 at HOU...Became the ninth Oriole with 2+ RBI in their MLB debut (last: Joey Ortiz, 4/27/23 at DET)...Was hit by a pitch in his first plate appearance, the first such occurrence in O's history...At 21 years, 4 days old, became the youngest position player to appear in an MLB game this season

At 21 years, 5 days old on 8/18 at BOS, became the youngest player to catch for the Orioles since Andy Etchebarren on 9/30/62 (19-102)

12 • DYLAN BEAVERS • OF (L) **.302 • 1 HR • 8 RBI**
Current Streak: 2 G (3-7; since 9/10) **2025 High:** 3 G (3x, last: 8/30-9/1)
Last Game: 1-4, RBI **Homestand:** 5 G, 3-12, 2B, 2 RBI, 6 BB, 5 K, CS

Since making his MLB debut on 8/16, ranks among qualified MLB rookies in walks (2nd, 16), on-base percentage (3rd, .443), and OPS (9th, .872)

Delivered his first career walk-off on Wednesday vs. PIT with a single in the 10th inning

Is the second Oriole in franchise history (since 1954) to draw 16+ walks through his first 21 career games (w/PA), joining Glenn Gulliver in 1982 (18 BB)

Is the second Oriole in club history (since 1954) to reach safely 35 times (19 H, 16 BB) in their first 21 career games (w/PA), matching Billy Ripken (1987)...The most in a O's first 22 games (w/PA) is also Ripken (39 TOB)

On 8/21 vs. HOU, hit his first MLB homer, becoming the sixth Oriole to homer in their first home plate appearance with the team (last: J. Fiorentino, 5/20/05 vs. PHI)

On 8/18 at BOS, reached base safely four times (2 H, 2 BB), becoming the third player in O's history to accomplish the feat within their first three career games, joining Cedric Mullins (8/10/18 vs. BOS) and Nick Markakis (4/5/06 vs. TB)

On 8/16 at HOU, made his MLB debut...Doubled in the ninth inning off Bryan Abreu for his first hit...Had his contract selected from Triple-A Norfolk earlier that day

15 • DYLAN CARLSON • OF (S) **.209 • 6 HR • 20 RBI**
Current Streak: 2 G (2-6; since 9/7) **2025 High:** 6 G (5/28-6/4)
Last Game: 0-0 (Def. in 9th) **Homestand:** 4 G, 2-6, 2 BB, 3 K

Has reached base safely in 10 straight games for the first time since 7/2-18/23 (11 G)

Notched his third multi-walk effort of the year on 9/3 at SD (last: 2 BB, 8/14 vs. SEA)...Twelve of his 19 walks this season have come in 16 games since 8/14 after only drawing seven walks through his first 59 games this season from 3/31-8/13

Has four doubles in his last 11 games after having none in his previous 27 games... Also doubled in at least three straight games from 8/25-28 for the third time in his career (last: 4 G, 6/25-28/22)

Since 8/12, is 14-for-48 (.292) with four doubles, one triple, two homers, and 12 walks...Went 2-for-53 (.038) in the previous 20 games from 6/24-8/10

17 • COLTON COWSER • OF (L) **.206 • 13 HR • 34 RBI**
Current Streak: 0-2 (since 9/11) **2025 High:** 7 G (8/19-26)
Last Game: 0-2, R, 2 BB, K, SB **Homestand:** 5 G, 1-16, 2 R, RBI, 5 BB (1 IBB), 8 K, SB

Has drawn 1+ walk in four straight games, one shy of his career-best five-game run from 5/12-18/24

Recorded his 10th stolen base yesterday vs. PIT...Is one of five players in MLB with 10+ stolen bases without being caught stealing, joining BOS' Trevor Story (28 SB), MIN's Byron Buxton (22 SB), TOR's George Springer (16 SB), and LAD's Hyeseong Kim (13 SB)...He would become the first Oriole in franchise history (since 1954) with 10+ SB and 0 CS in a season, surpassing Al Smith (9 SB, 0 CS in 1963)

Launched his 13th homer of the season on 9/3 at SD, the first of back-to-back-to-back homers with Coby Mayo and Alex Jackson...Has four homers in 18 games since 8/22 after having one in his previous 30 games from 7/6-8/21

His 48 strikeouts since the start of August are tied for fifth in the AL with teammate Coby Mayo...Struck out multiple times (36 total K) in 15 of his 20 games in August

His six total DRS rank second on the team behind Adley Rutschman (10 DRS)

2 • GUNNAR HENDERSON • INF (L) **.270 • 16 HR • 61 RBI**
Current Streak: 1 G (1-3; since 9/11) **2025 High:** 14 G (6/5-20)
Last Game: 1-3, 2B, BB (IBB), K **Homestand:** 6 G, 2-21, 2B, 3 R, 3 BB (1 IBB), HBP, 8 K, 2 SB

Yesterday vs. PIT, tallied his 31st double, matching his career high set in 2024

Is 9-for-26 (.346) with one double, one triple, one homer, nine runs, and five RBI in six games opposite Toronto this season

On 8/27 vs. BOS, stole his 20th base of the season, marking his second straight season with 30+ doubles and 20+ steals...Is the fourth player in team history (since 1954) to do so in back-to-back seasons, joining Cedric Mullins (2021-22), Brian Roberts (6x, 2004-09), and Brady Anderson (1995-96)

Batting .363 (33-for-91) with RISP since 5/8, but is 3-for-24 (.125) since 8/16

Leads the team in hits (140) and stolen bases (22)...The only primary shortstop to lead the Orioles in both categories in the same season is Luis Aparicio (1963, 1966)

On 8/18 at BOS, tallied his third game this year with 1+ 3B and 1+ HR, tied for the MLB lead with DET's Kerry Carpenter, COL's Mickey Moniak, and LAD's Shohei Ohtani

On 7/10 (G1) vs. NYM, hit his first pinch-hit homer...Was the first go-ahead pinch-hit home run in the eighth inning or later by an Oriole since 9/28/16 at TOR (Kim)

7 • JACKSON HOLLIDAY • INF (L) **.252 • 17 HR • 54 RBI**
Current Streak: 4 G (6-15; since 9/6) **2025 High:** 10 G (5/14 [G2]-24 [G1])
Last Game: 2-4, R, SB **Homestand:** 5 G, 6-17, HR, 4 R, 2 RBI, 4 BB (1 IBB), 4 K, 2 SB

Has reached safely in a team-high 12 straight games since 8/28

Has tallied four multi-hit games in eight games this month after having three such efforts in 27 August games

Broke up Yoshinobu Yamamoto's no-hit bid with two outs in the ninth inning on Saturday vs. LAD, blasting a solo homer to right field...Broke a tie with Gunnar Henderson to take sole possession of the Orioles home run lead (17 HR)...The only Oriole under 22 years old to finish the season leading the club in homers is Eddie Murray in 1977 (27 HR)

Has six multi-walk efforts in 21 games since 8/17...Entered that stretch with three multi-walk performances through his first 165 career games

His 25 walks since 8/9 are tied with LAA's Mike Trout for second in the AL behind NYY's Aaron Judge (30 BB)...Drew 20 walks in his previous 91 games from 4/22-8/8

Hitting .276 (42-for-152) against breaking balls this season after hitting .118 (6-for-51) a year ago...Is batting .251 off fastballs this year after hitting .214 in 2024

Is the fifth Oriole (6th occurrence) to hit 15+ home runs in their age-21 season (as of 6/30), joining Cal Ripken, Jr. (28, 1982), Eddie Murray (27, 1977), Curt Blefary (22, 1965), and Boog Powell (25, 1963 and 15, 1962)

70 • ALEX JACKSON • C (R) **.228 • 5 HR • 8 RBI**
Current Streak: 0-for-last 3 (since 9/7) **2025 High:** 3 G (2x, last: 8/26-29)
Last Game: 0-2, 2 BB, K **Homestand:** 3 G, 1-8, 2B, RBI, 2 BB, 4 K

Drew two walks yesterday vs. PIT for the second time in his career (also 8/13/21 vs. CHC)

Thirteen of his 18 hits (72.2%) on the year have gone for extra bases (8 2B, 5 HR)

Completed back-to-back-to-back homers with Colton Cowser and Coby Mayo on 9/3 at SD...Extended his single-season career high to five homers after only hitting three in 58 games a year ago and three in 52 games in 2021

From 7/30-8/10, scored a run in a career-best four straight games

Tallied his third multi-hit game of the year on 8/22 vs. HOU...Both hits were singles, his first non-extra-base hits of the year...Each of his first 10 hits with the Orioles went for extra bases (7 2B, 3 HR)...After doubling on 8/6 at PHI, became the first player in MLB since 1900 whose first nine hits with a franchise went for extra-bases, per the *Elias Sports Bureau*...The previous record of eight was shared by Brandon Snyder (ATL, 6/5-9/11/16) and Troy Glaus (AZ, 4/4-11/05)

82 • JEREMIAH JACKSON • INF/OF (R) **.302 • 5 HR • 18 RBI**
Current Streak: 1 G (1-4; since 9/11) **2025 High:** 13 G (8/21-9/2)
Last Game: 1-4, R, 2 K **Homestand:** 6 G, 5-23, 2B, HR, 2 R, HBP, 6 K

Since making his MLB debut on 8/1, ranks among all qualified MLB rookies in triples (T-3rd, 2), hits (4th, 39), homers (T-4th), total bases (4th, 64), XBH (T-5th, 13), RBI (T-7th), slugging percentage (8th, .496), batting average (9th), and runs (T-9th, 17)

Has reached base safely in 14 of 15 career starts on the road, batting .339 (20-for-59) with two doubles, three home runs, and nine RBI

Has hit safely in 22 of his last 26 games since 8/13 and in 26 of 32 career starts

Had his career-long 16-game on-base streak snapped on 9/7 vs. LAD

Set career highs with four RBI and two extra-base hits (2B, HR) on 8/30 at SF

On 8/23 vs. HOU, hit his first major league home run off AJ Blubaugh

3 • JORGE MATEO • INF/OF (R) **.185 • 1 HR • 3 RBI**
Current Streak: 1 G (1-4; since 9/7) **2025 High:** 3 G (5/16-23)
9/10 vs. PIT: 0-0, R (PR in 10th) **Homestand:** 5 G, 1-4, 2 R, K, CS

On Sunday vs. LAD, made his first start since 6/6 at ATH and recorded his first hit since 5/31 vs. CWS with a single in the ninth inning

Entered the game on 9/5 vs. LAD as a pinch-runner in the seventh inning, his first MLB appearance since 6/6...Was returned from his rehab assignment and reinstated from the 60-day Injured List on 9/3...Placed on the 10-day IL with left elbow inflammation on 6/10, retroactive to 6/7...Began a rehab assignment with Triple-A Norfolk on 6/25, but was transferred to the 60-day IL with a left hamstring strain on 7/6...Began his latest rehab assignment on 8/20 with Norfolk

Stole at least one base in a career-high five straight games (w/PA) from 5/24 (G1)-31, tied with CWS' Luis Robert Jr. and TB's Chandler Simpson for the longest run by any player in MLB this season...Is the fifth Oriole in team history (since 1954) to do so (last: Corey Patterson, 9 G, 5/27-6/5/06)

16 • COBY MAYO • INF (R) **.186 • 7 HR • 22 RBI**
Current Streak: 1 G (1-4; since 9/11) **2025 High:** 4 G (3x, last: 9/1-5)
Last Game: 1-4, RBI, K **Homestand:** 6 G, 3-20, RBI, 7 K

Hit the second of three back-to-back-to-back homers with Colton Cowser and Alex Jackson on 9/3 at SD...Has three extra-base-hits (2B, 2 HR) in his last 11 games after not having any in his previous eight games from 8/19-28

Is tied for fifth in the AL with teammate Colton Cowser with 45 strikeouts since 8/1

Batting 16-for-103 (.155) since 8/6, but seven of the 16 hits in that span have gone for extra bases (3 2B, 4 HR)

Nine of his 17 extra-base hits this season have been off fastballs (6 2B, 3 HR)

On 6/27 vs. TB, hit his first major league home run and set a career high with four RBI...Became the first Oriole to hit his first career homer off a position player

6 • RYAN MOUNTCASTLE • INF (R) **.259 • 5 HR • 31 RBI**
Current Streak: 2 G (2-8; since 9/9) **2025 High:** 12 G (5/4-18)
9/10 vs. PIT: 1-4, 2 K **Homestand:** 5 G, 3-19, 2B, RBI, BB, 9 K

In 71 career games vs. TOR, is batting .302 (81-for-268) with 14 doubles, one triple, 19 home runs, and 53 RBI...Since first facing TOR on 8/28/20, his 34 XBH are the second most by any player in MLB against the Jays behind Rafael Devers (36 XBH)

Set a season high with four RBI on 8/29 at SF (last: 4 RBI, 7/28/24 vs. SD)

Slashing .311/.348/.451 (38-for-122) with eight doubles, three homers, and 16 RBI in 31 games since 5/27

Is 18-for-32 (.563) with four doubles and one homer on the first pitch of an at-bat... His .563 average in 0-0 counts ranks second among qualified MLB hitters behind NYY's Aaron Judge (.569 AVG)

Stole two bases on 8/14 vs. SEA for the first time in his career...The second was a steal of home on a double steal, his second such stolen base this season...Is the fourth player in O's history (since 1954) with multiple steals of home in one year, along with Doug DeCinces (1980), Davey Johnson (1971), and Don Buford (1970)

9 • TYLER O'NEILL • OF (R) **.210 • 8 HR • 23 RBI**
Current Streak: 0-for-last-4 (since 8/4) **2025 High:** 5 G (7/24-29 [G1])
9/10 at DUR (w/NOR): 1-4, HR, K **Homestand:** --

Reinstated from the 10-day Injured List (right wrist inflammation) prior to tonight's game...Left the game on 8/5 at PHI with right wrist discomfort

In 10 games prior to his IL stint from 7/24-8/5, slashed .333/.400/.867 (10-for-30) with one double, five home runs, 12 RBI, and four walks

From 7/25-29 (G1), homered in a career-high four straight games, the first Oriole to accomplish the feat since Gunnar Henderson (4 G, 5/17-20/24)

Of his 30 hits this season, 15 have gone for extra bases (6 2B, 1 3B, 8 HR)

26 • EMMANUEL RIVERA • INF (R) **.259 • 0 HR • 13 RBI**
Current Streak: 1 G (1-4; since 9/11) **2025 High:** 8 G (8/28-9/7)
Last Game: 1-4, RBI, K **Homestand:** 6 G, 5-20, 2B, R, 4 RBI, 5 K

Had his season-long eight game hitting streak snapped on Monday vs. PIT...Has tallied four multi-hit efforts over his last 11 games since 8/28

Recorded his second career walk-off plate appearance on Saturday vs. LAD, joining 5/12/24 vs. PHI (w/MIA) off Gregory Soto (1B)

Is batting .389 (14-for-36) with nine RBI with two outs

Matched a career high with four RBI on 9/2 at SD (also 9/28/24 at MIN)...Had six RBI in three games from 8/29-9/2, his most in a three-game span in his career

Had his contract selected from Triple-A Norfolk on 8/27...Marks his third stint on the active roster (4/28-6/10 & 6/10-7/1)

52 • LUIS VAZQUEZ • INF (R) **.170 • 1 HR • 3 RBI**
Current Streak: 1 G (1-4; since 9/7) **2025 High:** 2 G (8/22-24)
9/9 vs. PIT: 0-0 (Def. in 11th) **Homestand:** 3 G, 1-4, K

Drew a career-high two walks on 9/3 at SD...Had one walk in his first 39 career games

Matched a career high with two hits on 8/31 at SF (also 8/22 vs. HOU)

On 8/24 vs. HOU, hit his first career home run off John Rooney

Stole his first career base on 8/22 vs. HOU

On 7/1 at TEX, made his third pitching appearance of the year, the most by a primary Orioles position player in a season since 2019 (S. Wilkerson, 4 G)...Has thrown 3.1 scoreless frames this year

On 6/30 at TEX, recorded his first hit, RBI, and run scored as an Oriole, all coming after pinch-hitting in the 11th inning

On 6/14 vs. LAA, made his Orioles debut as a pinch-runner



ADDITIONAL HITTER INFO

			MULTI-HIT GAMES					MULTI-RBI GAMES					LAST HR		MULTI-HR GAMES		
	vs. LHP	vs. RHP	2	3	4	5	TOTAL	2	3	4	5	6+	TOTAL	(DATE/PITCHER)	2025	CAREER	LAST (HRS)
Samuel Basallo	.154	.185	2	-	-	-	2	3	-	-	-	-	3	9/5/25 vs. LAD (Scott)	-	-	-
Dylan Beavers	.167	.333	6	-	-	-	6	1	-	-	-	-	1	8/21/25 vs. HOU (Alexander)	-	-	-
Dylan Carlson	.197	.215	7	2	-	-	9	4	1	-	-	-	5	8/16/25 at HOU (Alexander)	-	3	6/20/23 at WSH (2)
Colton Cowser	.169	.220	7	3	-	-	10	2	5	-	-	-	7	9/3/25 at SD (Cortes)	-	2	9/20/24 vs. DET (2)
Gunnar Henderson	.220	.296	32	6	1	-	39	11	2	2	-	-	15	8/24/25 vs. HOU (Arrighetti)	-	2	6/21/24 at HOU (2)
Jackson Holliday	.213	.267	23	9	1	-	33	6	1	2	-	-	9	9/6/25 vs. LAD (Yamamoto)	1	1	5/4/25 vs. KC (2)
Alex Jackson	.273	.211	4	-	-	-	4	-	-	-	-	-	-	9/3/25 at SD (Cortes)	-	-	-
Jeremiah Jackson	.324	.293	8	2	-	-	10	2	1	1	-	-	4	9/9/25 vs. PIT (Ashcraft)	-	-	-
Jorge Mateo	.194	.176	2	-	-	-	2	1	-	-	-	-	1	5/31/25 vs. CWS (Martin)	-	1	8/2/22 at TEX (2)
Coby Mayo	.224	.166	4	1	-	-	5	2	1	1	-	-	4	9/3/25 at SD (Cortes)	-	-	-
Ryan Mountcastle	.260	.259	17	3	-	-	20	4	-	1	-	-	5	8/30/25 at SF (Seymour)	-	10	6/4/24 at TOR (2)
Tyler O'Neill	.186	.220	5	1	1	-	7	3	2	1	-	-	6	8/4/25 at PHI (Luzardo)	-	12	9/9/24 vs. BAL (2)
Emmanuel Rivera	.281	.250	7	1	-	-	8	2	-	1	-	-	3	9/28/24 at MIN (Varland)	-	2	9/28/24 at MIN (2)
Luis Vázquez	.167	.174	2	-	-	-	2	-	-	-	-	-	-	8/24/25 vs. HOU (Rooney)	-	-	-

O's HITTERS

2025 vs. TORONTO BLUE JAYS

CAREER vs. TORONTO BLUE JAYS

PLAYER	G	AB	R	H	2B	3B	HR	RBI	BB	IBB	SO	AVG	OBP	SLG	G	AB	R	H	2B	3B	HR	RBI	BB	IBB	SO	AVG	OBP	SLG
Samuel Basallo																												
Dylan Beavers																												
Dylan Carlson	3	6	0	0	0	0	0	0	0	0	2	.000	.143	.000	8	22	2	7	1	0	1	3	1	0	6	.318	.400	.500
Colton Cowser	8	27	5	5	1	0	2	4	4	0	11	.185	.313	.444	23	76	16	18	3	0	5	13	9	1	24	.237	.330	.474
Gunnar Henderson	6	26	9	9	1	1	1	5	2	0	5	.346	.393	.577	41	153	30	38	6	2	5	21	17	1	39	.248	.324	.412
Jackson Holliday	10	36	5	7	0	0	1	2	1	0	12	.194	.211	.278	14	51	9	10	0	0	4	10	1	0	16	.196	.208	.431
Alex Jackson	2	7	1	1	1	0	0	0	0	0	3	.143	.250	.286	7	19	4	3	2	0	0	3	1	0	9	.158	.273	.263
Jeremiah Jackson																												
Jorge Mateo	5	6	0	0	0	0	0	0	0	0	3	.000	.000	.000	40	110	14	20	4	1	0	2	9	0	35	.182	.244	.236
Coby Mayo	3	10	1	3	0	0	1	2	1	0	2	.300	.364	.600	5	14	1	3	0	0	1	2	1	0	5	.214	.267	.429
Ryan Mountcastle	6	20	3	4	1	0	1	1	0	0	6	.200	.200	.400	71	268	44	81	14	1	19	53	24	1	64	.302	.361	.575
Tyler O'Neill	8	25	5	7	0	0	3	9	3	0	6	.280	.355	.640	26	86	15	17	2	0	9	18	10	1	23	.198	.283	.535
Emmanuel Rivera															8	27	1	4	1	0	0	2	1	0	7	.148	.179	.185
Luis Vázquez																												

O's PITCHERS

2025 vs. TORONTO BLUE JAYS

CAREER vs. TORONTO BLUE JAYS

PLAYER	W	L	SV	G	GS	INN	H	R	ER	HR	BB	K	ERA	AVG	W	L	SV	G	GS	INN	H	R	ER	HR	BB	K	ERA	AVG
Keegan Akin	0	0	0	5	0	3.2	4	1	1	0	4	2	2.45	.308	1	3	0	20	6	38.2	35	22	20	7	16	40	4.66	.240
Kyle Bradish															1	3	0	8	8	40.0	44	25	23	6	13	29	5.18	.280
Yennier Cano	0	1	0	5	0	5.0	9	5	5	1	0	2	9.00	.429	0	2	0	20	0	20.1	25	11	11	3	10	16	4.87	.305
Shawn Dubin																												
Dietrich Enns	0	0	0	2	0	1.2	5	4	4	0	0	2	21.60	.556	0	0	1	3	0	2.0	5	4	4	0	0	3	18.00	.500
Rico Garcia															0	0	0	2	0	3.0	3	1	1	1	0	1	3.00	.250
Dean Kremer	1	0	0	2	2	10.1	11	8	8	2	4	11	6.97	.275	4	4	0	13	12	66.1	72	40	38	13	29	59	5.16	.277
Cade Povich	0	0	0	1	1	4.2	7	2	2	1	1	2	3.86	.350	0	2	0	3	3	14.1	19	14	11	2	10	5	6.91	.311
Trevor Rogers															0	1	0	2	2	10.0	12	6	5	0	4	8	4.50	.300
Kade Stroud	0	0	0	2	0	2.1	2	0	0	0	2	0	0.00	.286	0	0	0	2	0	2.1	2	0	0	0	2	0	0.00	.286
Albert Suárez	0	0	0	1	0	2.2	5	2	1	0	0	2	3.38	.500	1	0	0	5	2	15.2	16	4	3	0	4	14	1.72	.281
Tomoyuki Sugano	0	1	0	2	2	8.2	12	5	5	1	4	1	5.19	.343	0	1	0	2	2	8.2	12	5	5	1	4	1	5.19	.343
Tyler Wells															3	1	0	9	3	21.1	23	12	12	5	5	18	5.06	.271
Grant Wolfram	0	0	0	2	0	2.0	2	1	1	0	1	1	4.50	.250	0	0	0	2	0	2.0	2	1	1	0	1	1	4.50	.250

RECENT TRANSACTIONS

DATE	TRANSACTION
9/12	OF Tyler O'Neill (right wrist inflammation) was returned from his rehab assignment and reinstated from the 10-day Injured List...Optioned OF Daniel Johnson ² to Triple-A Norfolk.
9/10	C Gary Sánchez began a rehab assignment with Triple-A Norfolk.
9/9	Transferred the rehab assignment of OF Tyler O'Neill to Triple-A Norfolk.
9/7	OF Tyler O'Neill began a rehab assignment with Double-A Chesapeake.
9/4	RHP Corbin Martin cleared outright waivers and accepted an assignment to Triple-A Norfolk.
9/3	RHP Scott Blewett began a rehab assignment with Triple-A Norfolk.
9/2	Reinstated RHP Tyler Wells (right elbow UCL surgery) and INF/OF Jorge Mateo (left hamstring strain) from the 60-day Injured List...Optioned C Maverick Handley ³ to Triple-A Norfolk...Designated RHP Corbin Martin and RHP Elvin Rodríguez for assignment.
9/1	RHP Albert Suárez (right subscapularis strain) was returned from his rehab assignment and reinstated from the 60-day Injured List...Recalled C Maverick Handley from Triple-A Norfolk... RHP Cody Poteet elected free agency in lieu of accepting an outright assignment to Triple-A Norfolk.
8/30	RHP Matt Bowman cleared unconditional release waivers and was released... RHP Cody Poteet (right shoulder inflammation) was returned from his rehab assignment, reinstated from the 60-day Injured List, and outrighted to Triple-A Norfolk.
8/29	INF Vimal Machín cleared outright waivers and accepted an assignment to Triple-A Norfolk.
8/28	Activated RHP Shawn Dubin ...Designated RHP Roansy Contreras for assignment.
8/27	Selected the contracts of RHP Roansy Contreras and INF Emmanuel Rivera from Triple-A Norfolk...Transferred RHP Brandon Young (left hamstring strain) to the 60-day Injured List...Designated INF Vimal Machín for assignment.
8/26	Reinstated RHP Kyle Bradish (right elbow UCL surgery) from the 60-day Injured List...Claimed RHP Shawn Dubin off waivers from the Houston Astros...Transferred RHP Scott Blewett (right elbow discomfort) to the 60-day Injured List...Designated RHP Matt Bowman for assignment...Optioned RHP Yamil Hiraldo ⁵ to Triple-A Norfolk (postgame).
8/23	RHP Cody Poteet (right shoulder inflammation) began a rehab assignment with Triple-A Norfolk.
8/22	Selected the contracts of RHP Matt Bowman and INF Vimal Machín from Triple-A Norfolk...Placed RHP Brandon Young (left hamstring strain) on the 15-day Injured List...Placed INF Jordan Westburg (right ankle sprain) on the 10-day Injured List, retroactive to 8/19...Transferred RHP Félix Bautista (right shoulder surgery) and C Gary Sánchez (right knee sprain) to the 60-day Injured List.
8/21	Claimed LHP Josh Walker ¹ off waivers from the Philadelphia Phillies and optioned him to Triple-A Norfolk...Recalled OF Daniel Johnson from Triple-A Norfolk...Placed C Adley Rutschman (right oblique strain) on the 10-day Injured List, retroactive to 8/18.
8/20	INF/OF Jorge Mateo began a rehab assignment with Triple-A Norfolk.
8/19	OF Jordyn Adams cleared outright waivers and accepted an assignment to Triple-A Norfolk... OF Greg Allen elected free agency in lieu of accepting an outright assignment to Triple-A Norfolk.
8/17	Selected the contract of C/1B Samuel Basallo from Triple-A Norfolk...Reinstated OF Colton Cowser from the 7-day concussion Injured List...Transferred RHP Zach Eflin (low back discomfort) to the 60-day Injured List...Returned C Maverick Handley ² (right wrist strain) from his rehab assignment, reinstated from the 10-day Injured List, and optioned to Triple-A Norfolk...Transferred the rehab assignment of RHP Albert Suárez to Triple-A Norfolk.
8/16	Selected the contract of OF Dylan Beavers from Triple-A Norfolk...Designated OF Greg Allen for assignment...Optioned OF Daniel Johnson ¹ and 1B/OF Ryan Noda ² to Triple-A Norfolk (postgame).
8/13	RHP Houston Roth cleared outright waivers and accepted an assignment to Triple-A Norfolk.
8/12	Activated OF Daniel Johnson ...Optioned OF Jordyn Adams ² to Triple-A Norfolk.

EUTAW STREET HOME RUNS

DATE	PLAYER (Team)	OPP. (Pitcher)	DISTANCE
6/28	Jonathan Aranda (TB)	BAL (Eflin)	467 ft.
4/29	Trent Grisham (NYY)	BAL (Gibson)	399 ft.
4/19	Jake Fraley (CIN)	BAL (Young)	421 ft.
2025 totals - 3 (0 by Orioles, 3 by opponents)			
*Total since 1992 - 134 (64 by Orioles, 70 by opponents)			

O's CHALLENGES

TEAM	TOTAL	WON	LOST	SUCCESS RATE
Orioles	43	18	25	42%
Opponents	31	19	12	61%
Last by O's: 9/10 vs. PIT (T8)		Batter/Runner: Yorke		Tag Play (1B)
Last by Opp.: 9/2 at SD (T4)		Batter/Runner: Holliday		Tag Play (2B)
				Safe/Stands
				Safe/Overturned

RECORD BY POSITION

PLAYER	C	1B	2B	3B	SS	LF	CF	RF	DH
Jordyn Adams	-	-	-	-	-	-	0-1	-	-
Greg Allen	-	-	-	-	-	0-1	1-2	-	-
Samuel Basallo	7-5	0-1	-	-	-	-	-	-	4-0
Dylan Beavers	-	-	-	-	-	8-4	-	4-4	-
Dylan Carlson	-	-	-	-	-	20-18	7-5	3-5	-
Colton Cowser	-	-	-	-	-	19-22	18-14	-	0-1
Maverick Handley	7-7	-	-	-	-	-	-	-	-
Gunnar Henderson	-	-	-	-	60-66	-	-	-	3-5
Jackson Holliday	-	-	57-66	-	4-2	-	-	-	2-2
Alex Jackson	12-11	-	-	-	-	-	-	-	-
Jeremiah Jackson	-	-	-	2-3	-	-	-	13-11	1-2
Daniel Johnson	-	-	-	-	-	1-1	3-1	-	-
Heston Kjerstad	-	-	-	-	-	10-15	-	10-10	1-0
Ramón Laureano	-	-	-	-	-	9-14	0-1	21-18	3-4
Vimal Machin	-	-	-	1-2	-	-	-	-	-
Jorge Mateo	-	-	1-4	-	0-8	1-0	4-3	-	-
Coby Mayo	-	32-22	-	0-2	-	-	-	-	3-4
Ryan Mountcastle	-	17-31	-	-	-	-	-	-	13-13
Cedric Mullins	-	-	-	-	-	-	36-50	-	1-1
Ryan Noda	-	-	-	-	-	-	-	2-1	-
Ryan O'Hearn	-	19-20	-	-	-	0-2	-	5-9	14-17
Tyler O'Neill	-	-	-	-	-	1-0	-	11-19	5-4
Emmanuel Rivera	-	1-3	-	14-10	-	-	-	-	1-0
Adley Rutschman	29-33	-	-	-	-	-	-	-	7-11
Jacob Stallings	4-7	-	-	-	-	-	-	-	-
Gary Sánchez	8-11	-	-	-	-	-	-	-	3-4
Chadwick Tromp	2-3	-	-	-	-	-	-	-	-
Ramón Urías	-	-	1-0	32-34	-	-	-	-	1-1
Luis Vázquez	-	-	1-1	1-2	5-1	-	-	-	-
Jordan Westburg	-	-	9-6	19-24	-	-	-	-	7-8

2025 BY THE NUMBERS			
	HOME	AWAY	TOTAL
Overall	36-38	33-39	69-77
MONTH	HOME	AWAY	TOTAL
March (5)	1-0	2-2	3-2
April (25)	6-7	3-9	9-16
May (27)	4-10	5-8	9-18
June (27)	8-5	8-6	16-11
July (25)	8-5	5-7	13-12
August (28)	4-10	7-7	11-17
September (25)	5-1	3-0	8-1
TOTAL (162)	36-38	33-39	69-77
DAY OF WEEK	HOME	AWAY	TOTAL
Monday (14)	5-1	4-4	9-5
Tuesday (23)	3-8	4-7	7-15
Wednesday (25)	5-7	4-6	9-13
Thursday (18)	5-5	5-1	10-6
Friday (26)	7-4	4-7	11-11
Saturday (28)	6-6	7-7	13-13
Sunday (27)	5-7	5-7	10-14
TOTAL (162)	36-38	33-39	69-77
VS. AL EAST	HOME	AWAY	TOTAL
Boston Red Sox (13)	1-6	4-2	5-8
New York Yankees (13)	2-1	1-2	3-3
Tampa Bay Rays (13)	2-1	3-4	5-5
Toronto Blue Jays (13)	4-2	2-2	6-4
TOTAL (52)	9-10	10-10	19-20
VS. AL CENTRAL	HOME	AWAY	TOTAL
Chicago White Sox (7)	3-0	-	3-0
Cleveland Guardians (7)	2-1	1-3	3-4
Detroit Tigers (6)	1-2	0-3	1-5
Kansas City Royals (6)	1-2	1-2	2-4
Minnesota Twins (6)	0-3	0-3	0-6
TOTAL (32)	7-8	2-11	9-19
VS. AL WEST	HOME	AWAY	TOTAL
Athletics (6)	1-2	1-2	2-4
Houston Astros (7)	1-3	2-1	3-4
Los Angeles Angels (6)	3-0	2-1	5-1
Seattle Mariners (6)	2-1	3-0	5-1
Texas Rangers (7)	1-2	1-2	2-4
TOTAL (32)	8-8	9-6	17-14
VS. NL EAST	HOME	AWAY	TOTAL
Atlanta Braves (3)	-	3-0	3-0
Miami Marlins (3)	1-2	-	1-2
New York Mets (3)	2-1	-	2-1
Philadelphia Phillies (3)	-	1-2	1-2
Washington Nationals (4)	0-3	1-2	1-5
TOTAL (16)	3-6	5-4	8-10
VS. NL CENTRAL	HOME	AWAY	TOTAL
Chicago Cubs (3)	-	1-2	1-2
Cincinnati Reds (3)	1-2	-	1-2
Milwaukee Brewers (3)	-	1-2	1-2
Pittsburgh Pirates (3)	3-0	-	3-0
St. Louis Cardinals (3)	1-2	-	1-2
TOTAL (15)	5-4	2-4	7-8
VS. NL WEST	HOME	AWAY	TOTAL
Arizona Diamondbacks (3)	-	1-2	1-2
Colorado Rockies (3)	2-1	-	2-1
Los Angeles Dodgers (3)	2-1	-	2-1
San Diego Padres (3)	-	3-0	3-0
San Francisco Giants (3)	-	1-2	1-2
TOTAL (15)	4-2	5-4	9-6

BALTIMORE ORIOLES - WALK-OFF AND MISC. HOME RUNS

Baltimore Orioles Walk-off Wins							
Date	Score	Batter/Runner	Action	RBI	Pitcher	INN	OUTS
9/10	PIT 1 @ BAL 2	Dylan Beavers	1B	1	Kyle Nicolas	10	0
9/9	PIT 2 @ BAL 3	Samuel Basallo	1B	1	Dauri Moreta	11	0
9/6	LAD 3 @ BAL 4	Emmanuel Rivera	1B	2	Tanner Scott	9	2
9/5	LAD 1 @ BAL 2	Samuel Basallo	HR	1	Tanner Scott	9	2
8/13	SEA 3 @ BAL 4	Jackson Holliday	2B	1	Matt Brash	9	2
Opponent Walk-off Wins							
Date	Score	Batter/Runner	Action	RBI	Pitcher	INN	OUTS
8/16	BAL 4 @ HOU 5	Ramón Urias	FC	1	Keegan Akin	12	1
8/3	BAL 3 @ CHC 5	Justin Turner	HR	2	Keegan Akin	9	0
5/24 (G1)	BAL 5 @ BOS 6	Rafael Devers	1B	1	Gregory Soto	10	1
Baltimore Orioles Back-to-Back Home Runs							
Date	Score	Batters	Pitcher	INN	OUTS		
9/3	BAL 7 @ SD 5	Colton Cowser/Coby Mayo/Alex Jackson	Nestor Cortes	3	1		
8/8	ATH 2 @ BAL 3	Adley Rutschman/Ryan Mountcastle	J.T. Ginn	1	2		
7/29 (G1)	TOR 4 @ BAL 16	Tyler O'Neill/Ramón Urias	Lazaro Estrada	6	1		
7/28	TOR 4 @ BAL 11	Cedric Mullins/Coby Mayo	Chris Bassitt	2	2		
6/24	TEX 6 @ BAL 5 (10)	Gary Sánchez/Ramón Urias/Ryan O'Hearn	Chris Martin	7	0		
6/14	LAA 5 @ BAL 6	Cedric Mullins/Gary Sánchez	Tyler Anderson	6	0		
6/5	BAL 4 @ SEA 3	Adley Rutschman/Gunnar Henderson	Bryan Woo	6	0		
5/14 (G2)	MIN 8 @ BAL 6	Cedric Mullins/Heston Kjerstad	Simeon Woods Richardson	3	2		
4/19	CIN 5 @ BAL 9	Ramón Laureano/Jordan Westburg	Carson Spiers	7	2		
4/19	CIN 5 @ BAL 9	Cedric Mullins/Gunnar Henderson	Hunter Greene	1	0		
3/27	BAL 12 @ TOR 2	Adley Rutschman/Jordan Westburg	Yariel Rodríguez	8	1		

Opponent Back-to-Back Home Runs						
Date	Score	Batters	Pitcher	INN	OUTS	
9/7	LAD 5 @ BAL 2	Shohei Ohtani/Mookie Betts	Tomoyuki Sugano	3	0	
8/4	BAL 3 @ PHI 13	Edmundo Sosa/Weston Wilson	Elvin Rodríguez	8	1	
5/18	WSH 10 @ BAL 4	Dylan Crews/CJ Abrams	Zach Eflin	2	1	
5/15	MIN 4 @ BAL 0	DaShawn Keirsey Jr./Byron Buxton	Tomoyuki Sugano	3	1	
5/4	KC 11 @ BAL 6	Bobby Witt Jr./Vinnie Pasquantino	Yennier Cano	7	1	
4/29	NY 15 @ BAL 3	Trent Grisham/Aaron Judge/Ben Rice	Kyle Gibson	1	0	
4/17	CLE 2 @ BAL 6	Daniel Schneemann/Austin Hedges	Tomoyuki Sugano	3	0	
4/9	BAL 0 @ AZ 9	Pavin Smith/Josh Naylor	Dean Kremer	5	1	

Baltimore Orioles Grand Slams					
Date	Score	Batter	Pitcher	INN	OUTS
6/15	LAA 2 @ BAL 11	Gary Sánchez	Connor Brogdon	7	2
5/14	MIN 8 @ BAL 6	Cedric Mullins	Simeon Woods Richardson	3	2
4/16	CLE 1 @ BAL 9	Jackson Holliday	Gavin Williams	2	1

Opponent Grand Slams					
Date	Score	Batter	Pitcher	INN	OUTS
8/4	BAL 3 @ PHI 13	Kyle Schwarber	Yaramil Hiraldo	6	2
7/18	BAL 1 @ TB 11	Yandy Diaz	Grant Wolfram	6	1
5/23	BAL 5 @ BOS 19	Rafael Devers	Emmanuel Rivera	8	2
4/20	CIN 24 @ BAL 2	Noelvi Marte	Jorge Mateo	8	2

Baltimore Orioles Inside-the-Park Home Runs						
Date	Score	Batter	RBI	Pitcher	INN	OUTS
-	-	-	-	-	-	-

Opponent Inside-the-Park Home Runs						
Date	Score	Batter	RBI	Pitcher	INN	OUTS

Baltimore Orioles Pinch-Hit Home Runs						
Date	Score	Batter	RBI	Pitcher	INN	OUTS
7/26	COL 0 @ BAL 18	Alex Jackson	1	Kyle Farmer	8	0
7/10 (G1)	NYM 1 @ BAL 3	Gunnar Henderson	2	Ryne Stanek	8	0
5/10	BAL 2 @ LAA 5	Ramón Laureano	1	Brock Burke	9	0

Opponent Pinch-Hit Home Runs						
Date	Score	Batter	RBI	Pitcher	INN	OUTS
8/3	BAL 3 @ CHC 5	Justin Turner	2	Keegan Akin	9	0
7/30	TOR 9 @ BAL 8	Nathan Lukes	3	Yennier Cano	7	2
6/18	BAL 8 @ TB 12	Brandon Lowe	2	Yennier Cano	5	2
5/11	BAL 7 @ LAA 3	Matthew Lugo	1	Félix Bautista	9	2
5/7	BAL 2 @ MIN 5	Harrison Bader	2	Keegan Akin	7	1

Baltimore Orioles Leadoff Home Runs			
Date	Score	Batter	Pitcher
9/3	BAL 7 @ SD 5	Jackson Holliday	Nestor Cortes
7/20	BAL 5 @ TB 3	Jackson Holliday	Ryan Peipot
5/31	CWS 2 @ BAL 4	Jackson Holliday	Davis Martin
4/19	CIN 5 @ BAL 9	Cedric Mullins	Hunter Greene
4/3	BOS 8 @ BAL 4	Cedric Mullins	Tanner Houck
3/29	BAL 9 @ TOR 5	Colton Cowser	Max Scherzer

Opponent Leadoff Home Runs			
Date	Score	Batter	Pitcher
9/7	LAD 5 @ BAL 2	Shohei Ohtani	Tomoyuki Sugano
8/27	BOS 3 @ BAL 2	Roman Anthony	Dietrich Enns
8/25	BOS 4 @ BAL 3	Roman Anthony	Tomoyuki Sugano
6/16	BAL 1 @ TB 7	Josh Lowe	Zach Eflin
5/24 (G1)	BAL 5 @ BOS 6	Jarren Duran	Zach Eflin
5/18	WSH 10 @ BAL 4	CJ Abrams	Zach Eflin
4/29	NY 15 @ BAL 3	Trent Grisham	Kyle Gibson
4/23	BAL 3 @ WSH 4	James Wood	Tomoyuki Sugano





LAST TIME IT HAPPENED	
BATTING	
Eutaw St. Home Run	Gunnar Henderson, 8/14/24 vs. WSH (Herz)
Opponent	Jonathan Aranda, 6/28/25 vs. TB (Eflin)
Second Deck Home Run in LF at OPACY	Austin Hays, 6/7/22 vs. CHC (Mills)
Opponent	Pete Alonso, 9/2/20 vs. NYM (Means)
Grand Slam	Gary Sánchez, 6/15/25 vs. LAA (Brogdon)
Two Grand Slams in One Game	Reimold, Clevenger, 9/11/15 vs. KC (Herrera, Chamberlain)
Pinch-Hit Home Run	Alex Jackson, 7/26/25 vs. COL (Farmer)
Pinch-Hit Walk-Off Home Run	Nolan Reimold, 7/24/16 vs. CLE (Allen)
Pinch-Hit Grand Slam	Dwight Evans, 7/26/91 vs. OAK (Nelson)
Inside the Park Home Run	Jorge Mateo, 8/20/23 at OAK (Sears)
LH & RH Home Run, Same Game	Anthony Santander, 8/7/24 at TOR (Francis, Yarbrough)
Individual 2-Home Run Game	Jackson Holliday, 5/4/25 vs. KC (Lorenzen)
Individual 3-Home Run Game	Ryan Mountcastle, 6/19/21 vs. TOR (Manoah, Kay)
Individual 4-Home Run Game	Never
Home Run in Consecutive Games	Jeremiah Jackson, 9/1-2/25 at SD
Home Run in 3 Consecutive Games	Tyler O'Neill, 7/25-29 (G1)/25 vs. COL, vs. TOR (4 G)
Home Run in 4 Consecutive Games	Tyler O'Neill, 7/25-29 (G1)/25 vs. COL, vs. TOR
Home Run in 5 Consecutive Games	Jonathan Schoop, 7/22-27/18 vs. TOR, BOS, TB
Home Run in 6 Consecutive Games	Chris Davis, 9/26-10/2/12 vs. TOR, BOS, TB
4-Home Run Game, Team	9/3/25 at SD
5-Home Run Game, Team	4/19/25 vs. CIN
6-Home Run Game, Team	3/27/25 at TOR
7-Home Run Game, Team	6/2/16 vs. BOS
8+-Home Run Game, Team	6/16/15 vs. PHI (8 HR)
10+-Run Game, Team	8/17/25 at HOU (12 R)
15+-Run Game, Team	7/29/25 (G1) vs. TOR (16 R)
20+-Run Game, Team	6/27/25 vs. TB (22 R)
Back-to-Back HR	Cowser/Mayo/A. Jackson, 9/3/25 at SD (3 rd inning)
Back-to-Back HR to Start First Inning	Mullins/Henderson, 4/19/25 vs. CIN
Back-to-Back-to-Back HR	Cowser/Mayo/A. Jackson, 9/3/25 at SD (3 rd inning)
Back-to-Back-to-Back HR to Start First Inning	Flaherty/Hardy/Markakis, 5/10/12 (G1) vs. TEX
2 Back-to-Back HRs, Same Game	Mullins/Henderson (1 st) & Laureano/Westburg (7 th), 4/19/25 vs. CIN
Leadoff Home Run	Jackson Holliday, 9/3/25 at SD (Cortes)
Walk-Off Win	Dylan Beavers (1B), 9/10/25 vs. PIT (Nicolas)
Walk-Off Home Run	Samuel Basallo, 9/5/25 vs. LAD (Scott)
Walk-Off Grand Slam	Manny Machado, 8/18/17 vs. LAA (Middleton)
Walk-Off Home Run, Eutaw St.	Rio Ruiz, 8/11/19 vs. HOU (Osuna)
Home Run, 15 th Inning or later	Jonathan Villar, 7/25/19 at LAA (Canning)
Home Run, 17 th Inning or later	Adam Jones, 5/6/12 at BOS (McDonald)
Home Run by a Pitcher	Zack Britton, 7/3/11 at ATL (Beachy)
2-Home Run Game by a Pitcher	Milt Pappas, 8/27/61 at MIN (Ramos)
Oriole to hit a Home Run for 1 st ML hit	Connor Norby, 6/4/24 at TOR (Pearson)
Oriole w/ 2 Home Runs in One Inning	Mark Trumbo, 4/15/16 at TEX (7 th Inning, Pérez, Faulkner)
Oriole w/ 3 Home Runs in Consecutive Innings	Manny Machado, 8/7/16 at CWS (1 st , 2 nd , 3 rd inning, Shields, Albers)
5-Hit Game	Adley Rutschman, 6/21/24 at HOU
6-Hit Game	Cal Ripken, Jr., 6/13/99 at ATL
5-RBI Game	Jordan Westburg, 8/17/25 at HOU
6-RBI Game	Adley Rutschman, 6/9/24 at TB
7-RBI Game	Ryan Mountcastle, 4/11/23 vs. OAK (9 RBI)
8-RBI Game	Ryan Mountcastle, 4/11/23 vs. OAK (9 RBI)
9-RBI Game	Ryan Mountcastle, 4/11/23 vs. OAK
PITCHING	
Perfect Game	Never
No-Hitter	5/5/21 at SEA (Means)
1-Hitter	8/15/25 at HOU (Young, Hiraldo)
Complete Game	8/1/25 at CHC (Rogers, 8.0 IP)
Complete Game, 9.0+ IP	9/23/22 vs. HOU (Kremer, 9.0 IP)
Shutout	9/23/22 vs. HOU (Kremer)
Team Shutout	8/17/25 at HOU (Kremer, Wolfram, Martin)
Consecutive CG, Pitcher	Sidney Ponson (2), 5/16-22/04
Consecutive Shutouts, Pitcher	Mike Mussina (2), 9/26-10/1/95
Consecutive CG, Team	5/13-14/11 (Guthrie, Bergesen)
Consecutive Shutouts, Team	4/18-19/23 at WSH
10+ Strikeout Game, Pitcher	Kyle Bradish (10), 8/26/25 vs. BOS
15+ Strikeout Game, Pitcher	Erik Bedard (15), 7/7/07 at TEX
10+ Strikeout Game, Team	9/11/25 vs. PIT (11 K)
15+ Strikeout Game, Team	8/16/25 at HOU (16 K)
4+ Strikeouts in an inning	Mike Cuellar (4), 5/29/70 at CAL
Immaculate Inning	Brandon Young, 7/8/25 vs. NYM (5 th inning)
MISCELLANEOUS	
Hit for the Cycle	Cedric Mullins, 5/12/23 vs. PIT (7 th in club history)
Steal of Home	Ryan Mountcastle, 8/14/25 vs. SEA
Position Player to Pitch	Alex Jackson, 8/31/25 at SF (1.0 IP)
Triple Play Turned	9/18/22, Bottom 3 rd at TOR (Chapman batting/Kremer pitching) Scoring: 6-4-3 (Mateo-Vavra-Aguliar)
Manager Ejection	Tony Mansolino, 7/20/25 at TB (1 st career)
Player Ejection	Ryan O'Hearn, 7/21/25 at CLE (3 rd career)
WINNING SWEEPS	
2-Game, at OPACY	9/26-27/23 vs. WSH
2-Game, Road	8/18-19/25 at BOS
3-Game, at OPACY	9/9-11/25 vs. PIT
3-Game, Road	9/1-3/25 at SD
4-Game, at OPACY	7/7-10/22 vs. LAA
4-Game, Road	6/7-10/24 at TB
Doubleheader	7/29/25 vs. TOR

2025 OUTFIELD ASSISTS						
Outfielder	1B	2B	3B	HP	TOTAL	ERRORS (F-T)
Jordyn Adams	-	-	-	-	-	-
Greg Allen	-	-	-	-	-	-
Dylan Beavers	-	1	-	-	1	1 (0-1)
Dylan Carlson	-	2	-	1	3	-
Colton Cowser	-	-	1	2	3	1 (0-1)
Cooper Hummel	-	-	-	-	-	-
Jeremiah Jackson	-	1	-	1	2	1 (1-0)
Daniel Johnson	-	-	-	-	-	-
Heston Kjerstad	-	4	-	-	4	-
Ramón Laureano	-	4	-	3	7	5 (2-3)
Jorge Mateo	-	-	-	-	-	1 (1-0)
Cedric Mullins	-	-	-	-	-	3 (1-2)
Ryan Noda	-	1	-	-	1	-
Ryan O'Hearn	-	-	-	-	-	-
Tyler O'Neill	1	3	-	1	5	1 (1-0)
Team Totals	1	16	1	8	26	13 (6-7)

2025 CATCHING BREAKDOWN							
	Errors	SB	Pick-offs				
Catcher	F-T-C	PB	CCS-ATT	1B-2B-3B	Inn.	ERA	W-L (GS)
Samuel Basallo	0-1-0	1	2-7	0-0-0	108.0	3.83	7-5
Maverick Handley	0-0-1	0	0-13	0-0-0	121.2	4.25	7-7
Alex Jackson	0-2-0	2	7-21	0-0-0	214.2	4.44	12-11
Adley Rutschman	0-2-0	1	10-46	0-1-1	538.1	4.68	29-33
Gary Sánchez	0-2-2	1	1-18	1-0-0	175.1	5.39	8-11

2025 SCHEDULE

G#	DATE	OPP.	W-L	SCORE	WP/LP/SV	REC	POS	GA/GB	ATT.
1	3/27	at TOR	W	12-2	Eflin/Berrios	1-0	T-1 st	+0.5	40,734
2	3/28	at TOR	L	8-2	Gausman/Morton	1-1	T-3 rd	-0.5	26,289
3	3/29	at TOR	W	9-5	Kremer/Lovelyad	2-1	2 nd	-0.5	27,005
4	3/30	at TOR	L	3-1	Bassitt/Sugano/Hoffman	2-2	3 rd	-1.5	21,069
5	3/31	vs. BOS	W	8-5	Dominguez/Newcomb	3-2	3 rd	-1.0	45,002*
MARCH TOTALS: 3-2				TEAM ERA: 4.60		TEAM AVG: .305			
	4/1	OFF DAY				3-2	4 th	-1.0	
6	4/2	vs. BOS	L	3-0	Crochet/Eflin/Chapman	3-3	4 th	-1.5	18,146
7	4/3	vs. BOS	L	8-4	Kelly/Morton	3-4	T-4 th	-2.0	16,656
8	4/4	at KC	L	8-2	Lugo/Kremer	3-5	5 th	-2.5	14,196
9	4/5	at KC	W	8-1	Sugano/Wacha	4-5	5 th	-2.5	14,383
10	4/6	at KC	L	4-1	Bubic/Povich/Estévez	4-6	5 th	-2.5	19,098
11	4/7	at AZ	W	5-1	Eflin/Gallen	5-6	T-4 th	-1.5	20,333
12	4/8	at AZ	L	4-3	Kelly/Morton/Martinez	5-7	4 th	-2.0	23,843
13	4/9	at AZ	L	9-0	Pfaadt/Kremer	5-8	5 th	-2.5	22,411
	4/10	OFF DAY				5-8	5 th	-2.5	
	4/11	vs. TOR	**POSTPONED**		Rescheduled for 7/29 (DH)	5-8	5 th	-2.5	
14	4/12	vs. TOR	W	5-4	Baker/Francis/Bautista	6-8	T-4 th	-2.0	22,130
15	4/13	vs. TOR	L	7-6 (10)	Hoffman/Bowman	6-9	5 th	-2.5	27,193
	4/14	OFF DAY				6-9	5 th	-2.5	
16	4/15	vs. CLE	L	6-3	Allen/Morton/Clase	6-10	5 th	-3.5	14,203
17	4/16	vs. CLE	W	9-1	Kremer/Williams	7-10	5 th	-3.5	13,964
18	4/17	vs. CLE	W	6-2	Sugano/Bibee	8-10	4 th	-3.5	16,201
19	4/18	vs. CIN	L	8-3	Abbott/Povich	8-11	4 th	-4.5	42,587*
20	4/19	vs. CIN	W	9-5	Dominguez/Greene/Bautista	9-11	4 th	-3.5	28,534
21	4/20	vs. CIN	L	24-2	Rogers/Morton/Wynne	9-12	4 th	-4.5	19,053
	4/21	OFF DAY				9-12	4 th	-4.0	
22	4/22	at WSH	L	7-0	Parker/Kremer	9-13	4 th	-4.0	29,504
23	4/23	at WSH	L	4-3	López/Soto/Finnegan	9-14	5 th	-5.0	22,246
24	4/24	at WSH	W	2-1	Povich/Gore/Bautista	10-14	5 th	-4.5	23,058
	4/25	at DET	**POSTPONED**		Rescheduled for 4/26 (DH)	10-14	5 th	-4.0	
25	4/26-1	at DET	L	4-3	Mize/Young/Vest	10-15			28,509
26	4/26-2	at DET	L	6-2	Hurter/Morton	10-16	5 th	-5.0	21,422
27	4/27	at DET	L	7-0	Skubal/Kremer	10-17	5 th	-6.5	28,613
28	4/28	vs. NYY	W	4-3	Sugano/Warren/Bautista	11-17	5 th	-5.5	22,775
29	4/29	vs. NYY	L	15-3	Rodón/Gibson	11-18	5 th	-6.5	22,164
30	4/30	vs. NYY	W	5-4	Baker/Carrasco/Bautista	12-18	5 th	-5.5	22,381
APRIL TOTALS: 9-16				TEAM ERA: 5.64		TEAM AVG: .206			
	5/1	OFF DAY				12-18	5 th	-5.5	
31	5/2	vs. KC	W	3-0	Kremer/Wacha/Bautista	13-18	5 th	-5.5	26,364
32	5/3	vs. KC	L	4-0	Bubic/Sugano	13-19	5 th	-5.5	19,348
33	5/4	vs. KC	L	11-6	Zerpa/Cano	13-20	5 th	-5.5	31,956
	5/5	OFF DAY				13-20	5 th	-5.0	
34	5/6	at MIN	L	9-1	López/Povich	13-21	5 th	-6.0	19,779
35	5/7	at MIN	L	5-2	Coulombe/Morton/Duran	13-22	5 th	-7.0	16,417
36	5/8	at MIN	L	5-2	Jax/Cano/Duran	13-23	5 th	-7.5	17,410
37	5/9	at LAA	W	4-1	Sugano/Hendricks/Bautista	14-23	5 th	-7.5	30,778
38	5/10	at LAA	L	5-2	Kochanowicz/Gibson	14-24	5 th	-7.5	27,975
39	5/11	at LAA	W	7-3	Eflin/Ty. Anderson	15-24	5 th	-8.0	29,460
	5/12	OFF DAY				15-24	5 th	-8.0	
	5/13	vs. MIN	**POSTPONED**		Rescheduled for 5/14 (DH)	15-24	5 th	-7.5	
40	5/14-1	vs. MIN	L	6-3	Stewart/Kremer/Duran	15-25	5 th	-8.5	
41	5/14-2	vs. MIN	L	8-6	Funderburk/Cano/Sands	15-26	5 th	-9.0	10,169
42	5/15	vs. MIN	L	4-0	Paddack/Sugano	15-27	5 th	-9.5	30,926
43	5/16	vs. WSH	L	4-3	López/Bautista/Finnegan	15-28	5 th	-10.5	21,171
44	5/17	vs. WSH	L	10-6	Irvin/Gibson	15-29	5 th	-10.5	28,208
45	5/18	vs. WSH	L	10-4	Soroka/Eflin	15-30	5 th	-11.5	37,264
46	5/19	at MIL	L	5-4	Uribe/Cano/Megill	15-31	5 th	-12.0	22,319
47	5/20	at MIL	L	5-2	Henderson/McDermott/Uribe	15-32	5 th	-13.0	22,778
48	5/21	at MIL	W	8-4 (11)	Baker/Alexander	16-32	5 th	-13.0	30,554
	5/22	at BOS	**POSTPONED**		Rescheduled for 5/23 (DH)	16-32	5 th	-13.5	
49	5/23-1	at BOS	L	19-5	Whitlock/Dominguez	16-33	5 th	-14.0	31,150
	5/23-2	at BOS	**POSTPONED**		Rescheduled for 5/24 (DH)	16-33	5 th	-13.5	
50	5/24-1	at BOS	L	6-5 (10)	Weissert/Soto	16-34	5 th	-14.5	30,958
51	5/24-2	at BOS	W	2-1	Kittredge/Bernardino/Dominguez	17-34	5 th	-14.0	34,604
52	5/25	at BOS	W	5-1	Kremer/Buehler	18-34	5 th	-14.0	36,824
53	5/26	vs. STL	W	5-2	Morton/Fedde/Bautista	19-34	5 th	-14.0	21,717
54	5/27	vs. STL	L	7-4	Matz/Baker/Helsley	19-35	5 th	-15.0	13,779
55	5/28	vs. STL	L	6-4	King/Povich/Helsley	19-36	5 th	-16.0	14,491
	5/29	OFF DAY				19-36	5 th	-16.0	
56	5/30	vs. CWS	W	2-1	Eflin/Burke/Bautista	20-36	5 th	-15.0	22,108
57	5/31	vs. CWS	W	4-2	Kremer/Martin/Bautista	21-36	5 th	-14.0	23,470
MAY TOTALS: 9-18				TEAM ERA: 5.21		TEAM AVG: .250			
58	6/1	vs. CWS	W	3-2	Morton/Houser/Baker	22-36	5 th	-14.0	33,037
	6/2	OFF DAY				22-36	5 th	-14.0	
59	6/3	at SEA	W	5-1	Sugano/Kirby	23-36	5 th	-14.0	21,089
60	6/4	at SEA	W	3-2	Cano/Vargas/Bautista	24-36	5 th	-13.0	19,231
61	6/5	at SEA	W	4-3	Eflin/Woo/Baker	25-36	5 th	-13.0	27,887
62	6/6	at ATH	L	5-4	Sears/Kremer/Miller	25-37	5 th	-14.0	8,424
63	6/7	at ATH	W	7-4	Akin/Severino/Bautista	26-37	5 th	-13.0	9,185
64	6/8	at ATH	L	5-1	Newcomb/Sugano	26-38	5 th	-13.0	8,836
	6/9	OFF DAY				26-38	5 th	-13.0	
65	6/10	vs. DET	L	5-3	Lee/Povich/Vest	26-39	5 th	-14.0	20,291
66	6/11	vs. DET	W	10-1	Eflin/Mize	27-39	5 th	-14.0	18,630
67	6/12	vs. DET	L	4-1	Skubal/Kremer/Vest	27-40	5 th	-15.0	18,800
68	6/13	vs. LAA	W	2-0	Morton/Kochanowicz/Bautista	28-40	5 th	-14.0	20,204
69	6/14	vs. LAA	W	6-5	Akin/Anderson/Bautista	29-40	5 th	-13.0	26,313
70	6/15	vs. LAA	W	11-2	Povich/Kikuchi	30-40	5 th	-12.0	33,370
71	6/16	at TB	L	7-1	Pepiot/Eflin	30-41	5 th	-12.0	10,046
72	6/17	at TB	W	5-1	Kremer/Littell	31-41	5 th	-11.0	10,046
73	6/18	at TB	L	12-8	Montgomery/Kittredge	31-42	5 th	-11.0	10,046
74	6/19	at TB	W	4-1	Morton/Rasmussen/Bautista	32-42	5 th	-11.0	10,046
75	6/20	at NYY	W	5-3	Blewett/Weaver/Bautista	33-42	5 th	-10.0	47,034
76	6/21	at NYY	L	9-0	Schmidt/Eflin	33-43	5 th	-11.0	46,142
77	6/22	at NYY	L	4-2	Cruz/Baker/Williams	33-44	5 th	-12.0	45,571
78	6/23	vs. TEX	W	6-0	Rogers/Corbin	34-44	5 th	-11.0	13,929
79	6/24	vs. TEX	L	6-5 (10)	Jackson/Dominguez/Garcia	34-45	5 th	-11.0	16,909
80	6/25	vs. TEX	L	7-0	deGrom/Young	34-46	5 th	-12.0	22,828
	6/26	OFF DAY				34-46	5 th	-12.0	
81	6/27	vs. TB	W	22-8	Sugano/Orze	35-46	5 th	-12.0	20,047
82	6/28	vs. TB	L	11-3	Littell/Eflin	35-47	5 th	-12.0	30,491
83	6/29	vs. TB	W	5-1	Kremer/Bradley	36-47	5 th	-12.0	19,226
84	6/30	at TEX	W	10-6 (10)	Akin/Milner	37-47	5 th	-11.0	27,420
JUNE TOTALS: 16-11				TEAM ERA: 4.05		TEAM AVG: .253			
85	7/1	at TEX	L	10-2	deGrom/Young/Latz	37-48	5 th	-11.0	30,933
86	7/2	at TEX	L	6-0	Eovaldi/Sugano/Dunning	37-49	5 th	-11.0	27,636
	7/3	OFF DAY				37-49	5 th	-11.5	
87	7/4	at ATL	W	3-2	Morton/Strider/Bautista	38-49	5 th	-11.5	40,249
88	7/5	at ATL	W	9-6 (10)	Bautista/Montero/Cano	39-49	5 th	-11.5	37,170
89	7/6	at ATL	W	2-1	Rogers/Holmes/Dominguez	40-49	5 th	-11.5	34,012
	7/7	OFF DAY				40-49	5 th	-12.0	
90	7/8	vs. NYM	L	7-6 (10)	Díaz/Cano/Brazobán	40-50	5 th	-13.0	35,200
	7/9	vs. NYM	**POSTPONED**		Rescheduled for 7/10 (DH)	40-50	5 th	-12.5	
91	7/10-1	vs. NYM	W	3-1	Wolfram/Stanek/Bautista	41-50	5 th	-12.0	25,262
92	7/10-2	vs. NYM	W	7-3	Sugano/Hagenman	42-50	5 th	-11.5	17,961
93	7/11	vs. MIA	W	5-2	Kremer/Cabrera	43-50	5 th	-11.5	22,213
94	7/12	vs. MIA	L	6-0	Junk/Rogers	43-51	5 th	-11.5	34,332
95	7/13	vs. MIA	L	11-1	Pérez/Young	43-52	5 th	-11.5	17,759

7/14 Home Run Derby (Truist Park - Atlanta, GA)									
7/15 MLB All-Star Game (Truist Park - Atlanta, GA)									
7/16-17 All-Star Break									
96	7/18	at TB	L	11-1	Bradley/Morton	43-53	5 th	-12.5	10,046
97	7/19	at TB	L	4-3	Uceta/Domínguez/Fairbanks	43-54	5 th	-13.5	10,046
98	7/20	at TB	W	5-3	Rogers/Pepiot/Bautista	44-54	5 th	-13.5	9,195
99	7/21	at CLE	L	10-5	Bibee/Selby	44-55	5 th	-14.5	21,748
100	7/22	at CLE	L	6-3	Cantillo/Young/Clase	44-56	5 th	-14.5	22,714
101	7/23	at CLE	L	3-2	Gaddis/Selby/Clase	44-57	5 th	-15.5	30,476
102	7/24	at CLE	W	4-3	Morton/Allen/Soto	45-57	5 th	-15.5	26,223
103	7/25	vs. COL	L	6-5	Bird/Kittredge/Halvorsen	45-58	5 th	-16.5	25,090
104	7/26	vs. COL	W	18-0	Rogers/Senzatela	46-58	5 th	-16.5	20,188
105	7/27	vs. COL	W	5-1	Sugano/Gomber	47-58	5 th	-15.5	16,407
106	7/28	vs. TOR	W	11-4	Martin/Bassitt	48-58	5 th	-14.5	20,176
107	7/29-1	vs. TOR	W	16-4	Morton/Lucas	49-58	5 th	-13.5	16,194
108	7/29-2	vs. TOR	W	3-2	Kittredge/Hoffman/Martin	50-58	5 th	-12.5	14,929
109	7/30	vs. TOR	L	9-8	Fluharty/Cano/Hoffman	50-59	5 th	-13.5	17,049
JULY TOTALS: 13-12				TEAM ERA: 4.79		TEAM AVG: .257			
110	8/1	at CHC	L	1-0	Horton/Rogers/Palencia	50-60	5 th	-13.5	40,520
111	8/2	at CHC	W	4-3	Wolfram/Thielbar/Akin	51-60	5 th	-13.5	40,781
112	8/3	at CHC	L	5-3	Palencia/Akin	51-61	5 th	-13.5	39,430
113	8/4	at PHI	L	13-3	Luzardo/Povich	51-62	5 th	-14.5	41,099
114	8/5	at PHI	L	5-0	Walker/Kremer	51-63	5 th	-15.5	43,660
115	8/6	at PHI	W	5-1	Rogers/Suárez	52-63	5 th	-15.5	42,030
8/7		OFF DAY				52-63	5 th	-15.5	
116	8/8	vs. ATH	W	3-2	Sugano/Ginn/Akin	53-63	5 th	-14.5	20,796
117	8/9	vs. ATH	L	11-3	Perkins/Young	53-64	5 th	-14.5	30,078
118	8/10	vs. ATH	L	3-2	Alvarado/Akin	53-65	5 th	-15.5	23,183
8/11		OFF DAY				53-65	5 th	-15.5	
119	8/12	vs. SEA	L	1-0	Kirby/Kremer/Muñoz	53-66	5 th	-16.5	19,356
120	8/13	vs. SEA	W	4-3	Akin/Brash	54-66	5 th	-15.5	17,290
121	8/14	vs. SEA	W	5-3	Sugano/Evans/Enns	55-66	5 th	-15.5	14,083
122	8/15	at HOU	W	7-0	Young/Valdez	56-66	5 th	-15.5	33,654
123	8/16	at HOU	L	5-4 (12)	De Los Santos/Akin	56-67	5 th	-16.5	37,641
124	8/17	at HOU	W	12-0	Kremer/Javier	57-67	5 th	-15.5	36,411
125	8/18	at BOS	W	6-3	Rogers/May	58-67	5 th	-14.5	36,961
126	8/19	at BOS	W	4-3 (11)	Cano/Whitlock/Martin	59-67	5 th	-14.0	37,435
8/20		OFF DAY				59-67	5 th	-14.0	
127	8/21	vs. HOU	L	7-2	Alexander/Young	59-68	5 th	-14.5	18,061
128	8/22	vs. HOU	L	10-7	Okert/Povich/Abreu	59-69	5 th	-15.5	24,224
129	8/23	vs. HOU	L	9-8	Blubaugh/Enns/Abreu	59-70	5 th	-16.5	30,159
130	8/24	vs. HOU	W	3-2	Rogers/Arrighetti/Akin	60-70	5 th	-15.5	19,746
131	8/25	vs. BOS	L	4-3	Fitts/Sugano/Chapman	60-71	5 th	-16.5	15,740
132	8/26	vs. BOS	L	5-0	Giolito/Bradish	60-72	5 th	-16.5	14,776
133	8/27	vs. BOS	L	3-2	Weissert/Akin/Chapman	60-73	5 th	-17.5	16,790
134	8/28	vs. BOS	L	3-2	Hicks/Garcia/Matz	60-74	5 th	-18.0	15,374
135	8/29	at SF	L	15-8	Bivens/Kremer	60-75	5 th	-18.0	40,043
136	8/30	at SF	W	11-1	Rogers/Seymour	61-75	5 th	-17.0	37,711
137	8/31	at SF	L	13-2	Verlander/Sugano/Bivens	61-76	5 th	-18.0	39,220
AUGUST TOTALS: 11-17				TEAM ERA: 4.13		TEAM AVG: .228			
138	9/1	at SD	W	4-3	Enns/Adam/Akin	62-76	5 th	-17.0	45,586
139	9/2	at SD	W	6-2	Wells/Darvish	63-76	5 th	-17.0	42,536
140	9/3	at SD	W	7-5	Povich/Cortes/Cano	64-76	5 th	-17.0	35,019
9/4		OFF DAY				64-76	5 th	-17.0	
141	9/5	vs. LAD	W	2-1	Cano/Scott	65-76	5 th	-17.0	25,481
142	9/6	vs. LAD	W	4-3	Suárez/Treinen	66-76	5 th	-16.0	42,612*
143	9/7	vs. LAD	L	5-2	Kershaw/Sugano/Dreyer	66-77	5 th	-16.0	27,874
9/8		OFF DAY				66-77	5 th	-16.0	
144	9/9	vs. PIT	W	3-2 (11)	Enns/Moreta	67-77	5 th	-16.0	15,488
145	9/10	vs. PIT	W	2-1 (10)	Suárez/Nicolas	68-77	5 th	-15.0	18,210
146	9/11	vs. PIT	W	3-2	Wolfram/Holderman/Akin	69-77	5 th	-15.0	13,957
147	9/12	at TOR	7:07 PM	MASN2					
148	9/13	at TOR	3:07 PM	MASN2					
149	9/14	at TOR	1:37 PM	MASN2					
150	9/15	at CWS	7:40 PM	MASN2					
151	9/16	at CWS	7:40 PM	MASN2					
152	9/17	at CWS	2:10 PM	MASN2					
153	9/18	vs. NYY	7:15 PM	FOX					
154	9/19	vs. NYY	7:05 PM	MASN					
155	9/20	vs. NYY	7:05 PM	MASN					
156	9/21	vs. NYY	1:35 PM	MASN					
9/22		OFF DAY							
157	9/23	vs. TB	6:35 PM	MASN2					
158	9/24	vs. TB	6:35 PM	MASN2 FS1*					
159	9/25	vs. TB	1:05 PM	MASN					
160	9/26	at NYY	7:05 PM	MASN					
161	9/27	at NYY	1:05 PM	MASN					
162	9/28	at NYY	3:05 PM	MASN					
SEPTEMBER TOTALS: 8-1				TEAM ERA: 2.36		TEAM AVG: .219			
*Indicates home sellout									
^Indicates out-of-market broadcast									
Pitchers in CAPS indicates complete game									
All times listed are Eastern									
MASN and MASN2 games can also be streamed locally via MASN+									
All games broadcast on the Orioles Radio Network and 98 Rock 97.9 FM/HD2 & WBAL NewsRadio 1090 AM/101.5 FM									
<div><div></div><div></div></div> <div><div></div><div></div></div>									
DELAYS & POSTPONEMENTS									
DATE	OPPONENT (Reason)			TIME (Delay)		RESULT			
9/6	vs. LAD (inclement weather)			0:20 (pregame)		W, 4-3			
8/14	vs. SEA (rain)			2:18 (top 6 th)		W, 5-3			
8/13	vs. SEA (inclement weather)			1:40 (pregame)		W, 4-3			
7/27	vs. COL (inclement weather)			0:28 (pregame)		W, 5-1			
7/20	at TB (rain)			2:36 (top 7 th)		W, 5-3			
7/13	vs. MIA (inclement weather)			1:38 (pregame)		L, 11-1			
7/9	vs. NYM (inclement weather)			Postponed		Rescheduled for a DH on 7/10			
7/8	vs. NYM (inclement weather)			0:46 (pregame)		L, 7-6			
6/19	at TB (inclement weather)			0:10 (pregame)		W, 4-1			
6/13	vs. LAA (rain)			2:16 (pregame, bottom 5 th)		W, 2-0			
5/28	vs. STL (rain)			0:31 (pregame)		L, 6-4			
5/24 (G1)	at BOS (rain)			0:26 (pregame)		L, 6-5			
5/23 (G2)	at BOS (rain)			Postponed		Rescheduled for a DH on 5/24			
5/22	at BOS (rain)			Postponed		Rescheduled for a DH on 5/23			
5/16	vs. WSH (inclement weather)			0:12 (pregame)		L, 4-3			
5/13	vs. MIN (inclement weather)			Postponed		Rescheduled for a DH on 5/14			
5/3	vs. KC (rain)			0:57 (top 2 nd)		L, 4-0			
4/25	at DET (inclement weather)			Postponed		Rescheduled for a DH on 4/26			
4/11	vs. TOR (rain)			Postponed		Rescheduled for a DH on 7/29			
TOTAL TIME OF DELAYS: 14:18									
COLDEST GAME TIME TEMPERATURE: 45 degrees, April 5 at Kansas City (W, 8-1)									
WARMEST GAME TIME TEMPERATURE: 100 degrees, 2x, last: June 24 vs. Texas (L, 6-5 [10])									