

BALTIMORE ORIOLES (26-37) at ATHLETICS (25-41)

RHP Tomoyuki Sugano (5-3, 3.04) vs. LHP Jacob Lopez (0-4, 7.20)

Sunday, June 8, 2025 • 4:05 p.m. ET • Sutter Health Park • Sacramento, CA

TV: MASN2 • Radio: 98 Rock 97.9 FM/HD2 & WBAL NewsRadio 1090 AM/101.5 FM

Game No. 64

Road Game No. 35

O's AT A GLANCE	
Overall	26-37
Home	12-17
Road	14-20
Day	14-17
Night	12-20
Current Streak	W1
Last 5 Games	4-1
Last 10 Games	7-3
March	3-2
April	9-16
May	9-18
June	5-1
July	-
August	-
September	-
vs. LHSP	4-12
vs. RHSP	22-25
Series Opener	10-11
Series Opener at Home	6-4
Series Opener on Road	4-7
By Series	5-12-3
By Home Series	3-6-1
By Road Series	2-6-2
Rubber Games	3-6
Sweeps/Were Swept	2-4
Scored First	21-13
Opponent Scored First	5-24
1-run games	9-8
Comeback Wins	11-19
Last AB Wins	1-6
Walkoff Wins	0-1
Extra Innings	1-2
Led After 6	22-4
Led After 7	24-3
Led After 8	26-0
Tied After 6	2-3
Tied After 7	1-4
Tied After 8	0-3
Behind After 6	2-30
Behind After 7	1-30
Behind After 8	0-34
vs. AL Teams	21-24
vs. AL East	8-8
vs. AL Central	7-14
vs. AL West	6-2
vs. NL Teams	5-13
vs. NL East	1-5
vs. NL Central	3-6
vs. NL West	1-2
Hit 0 HR	6-19
Hit 1+ HR	20-18
Hit 2+ HR	11-8
Scored 3 or Fewer Runs	6-25
Scored 4 or More Runs	20-12
Allowed 3 or Fewer Runs	19-2
Allowed 4 or More Runs	7-35
More Hits than Opponent	16-8
Fewer Hits than Opponent	9-26
Committed No Errors	18-19
Committed 1 or More Errors	8-18
Starter Goes at least 5 inn	21-20
Starter Goes at least 6 inn	14-7
Starter Goes at least 7 inn	5-2

ORIOLESPRESSBOX.COM

The 2025 Baltimore Orioles Media Guide, as well as the latest game notes, rosters, press releases, and other team information, can be found at [oriolespressbox.com](#).

**BIRDLAND BITES:** The Orioles rallied to beat the Athletics, 7-4, last night...The Birds wrap up a six-game road trip today with the series finale against the A's (1-1, 1 to play) after sweeping the Mariners earlier this week (3-0)...Following an off day tomorrow, Baltimore opens a six-game homestand at Camden Yards on Tuesday with the Tigers (6/10-12) and Angels (6/13-15).

🦅 The O's have won seven of their last eight games and 10 of their last 13 games...The club lost 16 of the previous 19 from May 3-May 24 (G1).

🦅 Baltimore has won six of the last seven road games after opening the season 8-19 away from Oriole Park through May 24 (G1).

🦅 **Colton Cowser** launched a go-ahead solo home run in the sixth inning...The 455-foot blast was the further of his career, the longest by an Oriole since 2023 (Mountcastle, 472', 8/8 vs. HOU), and the second-longest homer at Sutter Health Park behind LAA's Logan O'Hoppe (470', 5/21).

🦅 **Keegan Akin** earned the win last night despite allowing a double on the only pitch he threw...He's the fifth MLB pitcher since pitch tracking began in 1988 to earn a win while allowing a hit on the only pitch thrown, joining MIA's Adam Conley (9/3/19 at PIT), CIN's Ryan Mattheus (8/31/15 at CHC), COL's Kent Mercker (9/13/02 vs. LAD), and SF's Rich Rodriguez (4/4/97 vs. NYM)...Akin is the only member of that group whose hit surrendered went for extra bases.

🦅 **Charlie Morton** made the start yesterday, the 35<sup>th</sup> different ballpark that he has started a major league game in...That ties him with MIL's Jose Quintana for the most among active pitchers.

🦅 **Ramón Laureano** is slashing .375/.426/.708 (18-for-48) with four doubles, four homers, and nine RBI in 14 games (13 GS) since May 7...He homered last night, his first since returning from the 10-day Injured List (left ankle sprain) on Friday.

🦅 Seven different O's scored a run last night, tying a season high (3x, last: 4/16 vs. CLE).

🦅 The Orioles have drawn at least one walk in 141 straight games since July 2, 2024, the longest active stretch in the majors ahead of the Braves (85 G) and Diamondbacks (53 G)...It's the second-longest such streak in franchise history behind a 155-game stretch from June 23, 1955-June 24 (G1), 1956...The last MLB team with a longer streak was the Athletics, who had a 146-game run from August 9, 2019-May 14, 2021.

**STRIKE A CORD:** O's pitching has struck out 8+ batters in a season-high 12 straight games, the club's longest run since June 17-July 1, 2023 (12 G)...Baltimore's last longer such streak was a 13-game run from May 10-24, 2023...The current streak is the longest active stretch in MLB and is tied for the longest by an MLB club in 2025 with the Astros (5/21-6/3)...The Rays are the last MLB team with a longer such streak in a single season with a 13-game stretch from September 15-29, 2024.

🦅 The Orioles struck out 14 batters last night, tied for the third most by the club this season and the most since a season-high 16 on May 28 vs. St. Louis.

**BALLPARK BITS:** The Orioles have now played in 57 venues during the regular season and 59 including the Postseason after Friday's game at Sutter Health Park...Baltimore is scheduled to play at George M. Steinbrenner Field to increase those numbers for the first time on June 16.

**PEN PALS:** The Baltimore bullpen tossed 6.2 scoreless innings last night, the most shutout frames by the O's 'pen in a game since April 3, 2023 at Texas (7.1 IP)...Orioles relievers have fired 20.0 consecutive scoreless innings, including all 18.0 frames on this road trip...The current 20.0-inning run is the longest shutout streak by Baltimore relievers since September 22-October 1, 2016 (24.0 IP).

🦅 The Birds had a 5.62 ERA (116 ER/185.2 IP) from relievers through May 23, fourth highest in MLB ahead of the Angels (6.57 ERA), Nationals (6.27 ERA), and Athletics (6.06 ERA), but the bullpen has posted a 1.91 ERA (10 ER/47.0 IP) since, fourth lowest in MLB during that time behind the Cubs (0.38 ERA), Giants (1.36 ERA), and Padres (1.77 ERA).

**HOLLIDAY SEASON:** **Jackson Holliday** has reached safely in a career-high 11 straight games since May 26...He tied a season high with his fifth three-hit game on Friday night...Three of those efforts have come since May 16 while he's slashing .281/.319/.517 (25-for-89) with seven doubles, one triple, four homers, 12 runs scored, and 15 RBI in 20 games during that time...Holliday had seven extra-base hits (2 2B, 1 3B, 4 HR) with 12 RBI and batted .250/.316/.379 (31-for-124) in his first 37 games to begin the season.

🦅 He ranks among AL second basemen in OPS (2<sup>nd</sup>, .754), slugging percentage (2<sup>nd</sup>, .437), extra-base hits (2<sup>nd</sup>, 19), hits (T-2<sup>nd</sup>, 56), batting average (3<sup>rd</sup>, .263), on-base percentage (3<sup>rd</sup>, .317), RBI (3<sup>rd</sup>, 27), and total bases (3<sup>rd</sup>, 93).

🦅 Holliday has reached base safely in 21 of his last 22 games since May 14 (G2).

**ROLE REVERSAL:** The Birds have permitted 90 home runs, the second-highest mark in the majors behind the Athletics (101 HR)...Over their last 13 games since May 24 (G2), however, they have allowed eight long balls after surrendering 26 over their previous 13 games.

🦅 The O's have allowed one or zero home runs in a season-high nine straight games, their longest such streak since August 4-15, 2024 (10 G).

**BATTLE OF THE VOWELS:** The O's and A's meet for the first time this season with three games in Sacramento...The Athletics will be at Oriole Park for a three-game set from August 8-10...The Orioles have won three of the last four series on the road against the A's, including a three-game sweep in 2023.

🦅 **Jackson Holliday's** father, Matt, played 93 games with the Athletics in 2009 after being acquired from the Rockies during the prior offseason before being traded to the Cardinals on July 24, 2009.

🦅 Athletics Pitching Coach **Scott Emerson**, born in Baltimore, played in the Orioles farm system from 1992-95 after being selected in the 40<sup>th</sup> round of the 1991 First-Year Player Draft.

🦅 Athletics Major League Coach and Interpreter **Ramón Hernández** played in 383 games with the O's from 2006-08.

O's vs. ATHLETICS		
Current Streak		W1
2025 Record		1-1
at Oriole Park at Camden Yards		--
at Sutter Health Park		1-1
All-Time <i>(since 1968)</i>		283-286
at Home		139-141
on Road		144-145
2025 Schedule		
Date	Score	Win/Loss/Save
6/6	L, 5-4	Sears/Kremer/Miller
6/7	W, 7-4	Akin/Severino/Bautista
6/8		4:05 p.m. ET
8/8		7:05 p.m. ET
8/9		7:05 p.m. ET
8/10		1:35 p.m. ET
Indicates Home		

O's ON THE ROAD	
Record	14-20
Team AVG/OBP/SLG	.232/.304/.360
Fielding Errors	17
Team ERA	4.57 (147 ER/289.1 IP)
Starters ERA	4.59 (89 ER/174.1 IP)
Bullpen ERA	4.62 (59 ER/115.0 IP)
Saves/Opps	6/10
Best Road Trip	.500 (2-2), 3/27-30
Worst Road Trip	.167 (1-5), 4/22-27

ROOKIE ACES	
Highest bWAR among Rookie Pitchers	
1) Tomoyuki Sugano (BAL) .....	1.8
Noah Cameron (KC) .....	1.8
2) Shane Smith (CWS) .....	1.7
3) Chad Patrick (MIL) .....	1.6
4) Chad Patrick (MIL) .....	1.6
5) Mike Vasil (CWS) .....	1.3

KEEN EYE	
Most Consecutive Plate Appearances Without a Strikeout (Active)	
1. Luis Arraez (SD) .....	53
2. Andrés Giménez (TOR) .....	36
3. Emmanuel Rivera (BAL) .....	28
Vinnie Pasquantino (KC) .....	28
5. Nico Hoerner (CHC) .....	26

THIS DATE IN O'S HISTORY	
June 8, 1975 - Jim Palmer allows a fourth-inning single to Hal McRae, but goes on to toss his third career one-hitter in a 1-0 win over the Royals at Memorial Stadium. The start marked Palmer's third of four straight games of at least 9.0 innings as he tossed 9.0+ frames in 13 of his first 17 starts of the year through June 25.	
June 8, 1986 - Lee Lacy hits three home runs and drives in six runs to beat the Yankees, 18-9, at Yankee Stadium...At four hours, 16 minutes, it is the longest nine-inning game in AL history at the time.	

UPCOMING SCHEDULE					
DATE	OPPONENT	TIME	ORIOLES STARTER	OPPONENT STARTER	TV
June 9	OFF DAY				
June 10	DETROIT	6:35 p.m.	TBA	RHP Sawyer Gipson-Long (0-0, 7.36)	MASN2
June 11	DETROIT	6:35 p.m.	TBA	RHP Casey Mize (6-1, 2.91)	MASN2
June 12	DETROIT	6:35 p.m.	TBA	LHP Tarik Skubal (6-2, 2.16)	MASN2
MASN and MASN2 games can also be streamed locally via <a href="#">MASN+</a> ...All games broadcast on the Orioles Radio Network and 98 Rock 97.9 FM/HD2 & WBAL NewsRadio 1090 AM/101.5 FM					

#19 TOMOYUKI SUGANO RHP



5-3, 3.04 ERA

HT: 6-1  
DOB: 10/11/89  
Bats: R

WT: 200  
Age: 35  
Throws: R

PITCH TYPE (2025)	USAGE	AVG. VELOCITY
Splitter.....	26.1%.....	87.0 mph
Sweeper.....	18.8%.....	82.9 mph
Fastball.....	16.5%.....	92.4 mph
Cutter.....	15.9%.....	87.6 mph
Sinker.....	11.8%.....	92.2 mph
Curveball.....	10.9%.....	77.8 mph

**QUICK HITS:** Set to make his 13<sup>th</sup> career MLB start...Is the third-ever Japanese player for the Orioles, joining right-handed relievers Shintaro Fujinami (2023) and Koji Uehara (2009-11)...In his March 30 debut at Toronto, at 35 years, 170 days old, became the oldest Japanese player to make his MLB debut since NYM's Ken Takahashi (40-016) on May 2, 2009 at Philadelphia.

**LAST TIME OUT:** Earned the victory on June 3 at Seattle after tossing 7.0 innings of one-run ball, allowing five hits (1 HR) and one walk with five strikeouts...Marked his sixth quality start and fourth outing of at least 7.0 innings (last: 7.1 IP, 5/9 at LAA).  
🏆 The lone damage was a two-out, solo homer by Rowdy Tellez in the second frame.

**STREAKING SUGANO:** He has allowed four runs or fewer in each of his first 12 starts, tied for the fourth-longest career-opening streak by an Oriole starter in franchise history (since 1954) behind **Jim Hardin** (19 GS, 1967-68), **Tyler Wells** (18 GS, 2022), **Storm Davis** (15 GS, 1982-83).  
🏆 He has allowed two walks or fewer in each of his first 12 starts, the third-longest career-opening run by an Oriole starter in team history behind **Josh Towers** (23 GS, 2001-02) and **Tyler Wells** (13 GS, 2022).  
🏆 Sugano has permitted three earned runs or fewer in each of his first six career road starts, the longest such run by an Oriole hurler since **Jeremy Guthrie's** nine-outing stretch from May 13-August 2, 2007.

**BANANA SPLIT:** Sugano has limited opponents to a .176 (15-for-85) average on his splitter, the fifth-lowest average by any starting pitcher in MLB (min. 50 AB ending in pitch) behind LAD's Yoshinobu Yamamoto (.121), ATL's Spencer Schwellenbach (.137), ATL's AJ Smith-Shawver (.143), and TOR's Kevin Gausman (.156).  
🏆 In nine starts since April 17, he has limited the opposition to a .134 (9-for-67) clip with 20 strikeouts off his splitter...In his first three starts, opponents hit .333 (6-for-18) with two strikeouts on the offering.

**IN CONTROL:** Sugano owns a 3.9 percent walk rate, the fifth-lowest mark among all AL starters and sixth in MLB behind DET's Tarik Skubal (2.2%), TB's Zack Littell (3.4%), STL's Matthew Liberatore (3.6%), SEA's Bryan Woo (3.7%), and TEX's Nathan Eovaldi (3.8%).

**WISE BEYOND HIS YEARS:** He ranks among qualified MLB rookies in wins (1<sup>st</sup>, 5), innings (1<sup>st</sup>, 71.0), WHIP (3<sup>rd</sup>, 1.04), ERA (7<sup>th</sup>, 3.04), opponent average (8<sup>th</sup>, .235) and strikeouts (9<sup>th</sup>, 40).  
🏆 Since 2000, only two Oriole starters have had a lower ERA through their first 12 career outings: **John Means** (2.86, 2019) and **Daniel Cabrera** (2.93, 2004)...The low-water mark for first career 13 starts is held by Means (2.65).  
🏆 Sugano has made four starts of at least 7.0 innings, while only seven other rookies have done so once (CWS' Sean Burke, SEA's Logan Evans, TEX's Jack Leiter, ATH's Jacob Lopez, TEX's Kumar Rocker, ATL's AJ Smith-Shawver, and NYY's Will Warren).  
🏆 From innings one through three, he owns a 4.25 ERA (17 ER/36.0 IP) and .746 OPS...From the fourth inning on, however, those figures drop to 1.80 (7 ER/35.0 IP) and .611, respectively.

**HOME RUN HOMEWORK:** Despite allowing 12 home runs, nine of the long balls have been solo shots, while the other three were two-run homers...62.5 percent (15-of-24) of his runs allowed have scored via homer, while 19 percent (12-of-63) of his hits have been long balls.

**BUCKLE DOWN:** Sugano has limited the opposition to a .190 (8-for-42) clip with runners in scoring position, including 2-for-16 (.125) with RISP/2 outs...Opponents are slashing .177/.226/.278 (14-for-79) and two homers against him with two outs, compared to a combined .259/.289/.466 (49-for-189) and 10 homers with zero and one outs.

2025 & CAREER SPLITS

2025							CAREER (NPB)						
	W-L	ERA	G/S	IP	ER		W-L	ERA	G/S	IP	ER		
Home	2-2	3.67	6/6	34.1	14		*66-35	2.19	126/126	879.1	214		
Road	3-1	2.45	6/6	36.2	10		*57-33	2.54	123/122	801.2	226		
Day	1-2	4.10	5/5	26.1	12								
Night	4-1	2.42	7/7	44.2	12								
	AVG	AB	H	HR	BB	K	AVG	AB	H	HR	BB	K	
vs. Left	.231	143	33	8	5	22	*.232	3320	769	61	162	672	
vs. Right	.240	125	30	4	6	18	*.211	3006	633	71	148	758	
TOTALS	.235	268	63	12	11	40	.224	7013	1568	142	347	1585	

\*season split breakdown since 2014

RUN SUPPORT (as starter in '25)	RUNS ALLOWED BY INNING IN 2025	MISCELLANEOUS 2025 STATS
0 Runs ..... 3	1 <sup>st</sup> ..... 7	WHIP .....1.04
1 Run ..... 2	2 <sup>nd</sup> ..... 4	K/9 .....5.07
2 Runs .....--	3 <sup>rd</sup> ..... 6	BB/9 .....1.39
3 Runs ..... 3	4 <sup>th</sup> ..... 1	QS ..... 6
4 Runs ..... 2	5 <sup>th</sup> ..... 2	#P/IP .....14.9
5 Runs .....--	6 <sup>th</sup> ..... 2	
6 Runs ..... 2	7 <sup>th</sup> ..... 2	<u>Opponents</u>
7 Runs .....--	8 <sup>th</sup> ..... 0	AVG:..... .235
8 Runs .....--	9 <sup>th</sup> .....--	OBP:..... .270
9 Runs .....--	Total ..... 24	SLG:..... .410
10+ Runs.....--		OPS:..... .681
Total ..... 31		
RSA/9 ..... 3.93		

2025 HIGHS

Innings: 7.1, 5/9 at LAA  
Hits: 8, 2x, last: 5/27 vs. STL  
Runs: 4, 5/15 vs. MIN  
Earned Runs: 4, 5/15 vs. MIN  
Strikeouts: 8, 4/28 vs. NYY  
Walks: 2, 3x, last: 5/3 vs. KC  
Home Runs: 2, 3x, last: 5/15 vs. MIN  
Winning Streak: 3, 4/5-28  
Losing Streak: --  
Shortest Start: 4.0 IP, 3/30 at TOR  
Pitches Thrown: 103, 4, 5/15 vs. MIN  
Low-Hit CG: --

\*CAREER HIGHS (NPB)

Innings: 9.0, 38x, last: 7/28/24 at DNA  
Hits: 12, 4/25/19 at YAK  
Runs: 10, 5/15/19 vs. HAN  
Earned Runs: 9, 6/24/16 at DNA  
Strikeouts: 13, 2x, last: 5/11/18 vs. CHN  
Walks: 5, 6/10/16 at FUK  
Home Runs: 4, 7/18/22 at YAK  
Winning Streak: 13, 6/19-10/6/20  
Losing Streak: 4, 4/30-8/26/20  
Shortest Start: 0.1 IP, 7/17/23 vs. YAK  
Pitches Thrown: N/A  
Low-Hit CG: 2, 3x, last: 4/28/18 vs. YAK

\*game logs available beginning in 2014

SUGANO vs. ATH

PLAYER	AVG	AB	H	HR	RBI
Bleday	.--	--	--	--	--
Brown	.--	--	--	--	--
Butler	.--	--	--	--	--
Clarke	.--	--	--	--	--
Davidson	.--	--	--	--	--
MacIver	.--	--	--	--	--
Muncy	.--	--	--	--	--
Pereda	.--	--	--	--	--
Rooker	.--	--	--	--	--
Schuemann	.--	--	--	--	--
Soderstrom	.--	--	--	--	--
Urías	.--	--	--	--	--
Wilson	.--	--	--	--	--

LOPEZ vs. BAL

PLAYER	AVG	AB	H	HR	RBI
Carlson	.--	--	--	--	--
Cowser	.--	--	--	--	--
Handley	.--	--	--	--	--
Henderson	.--	--	--	--	--
Holliday	.--	--	--	--	--
Kjerstad	.--	--	--	--	--
Laureano	.--	--	--	--	--
Mateo	.--	--	--	--	--
Mayo	.--	--	--	--	--
O'Hearn	.--	--	--	--	--
Rivera	.--	--	--	--	--
Rutschman	.--	--	--	--	--
Urías	.--	--	--	--	--

SUGANO'S 2025 STARTS

DATE	OPP	SCORE	WHEN LEFT	DEC	IP	H	R	ER	BB	K	HR	PIT	STR
3/30	at TOR	1-3	1-2	L	4.0	4	2	2	2	1	0	73	45
4/5	at KC	8-1	6-1	W	5.1	5	1	1	1	4	1	89	59
4/12	vs. TOR	5-4	0-3	ND	4.2	8	3	3	2	0	1	73	45
4/17	vs. CLE	6-2	6-2	W	7.0	5	2	2	0	3	2	87	55
4/23	at WSH	3-4	3-3	ND	7.0	5	3	3	0	1	2	94	56
4/28	vs. NYY	4-3	4-0	W	5.0	5	0	0	1	8	0	95	59
5/3	vs. KC	0-4	0-2	L	6.0	4	2	2	2	4	1	79	53
5/9	at LAA	4-1	3-1	W	7.1	3	1	1	0	5	0	93	65
5/15	vs. MIN	0-4	0-4	L	6.1	6	4	4	1	3	2	103	62
5/21	at MIL	8-4	1-2	ND	6.0	5	2	2	1	3	1	88	60
5/27	vs. STL	4-7	4-3	ND	5.1	8	3	3	0	3	1	91	59
6/3	at SEA	5-1	3-1	W	7.0	5	1	1	1	5	1	90	58
TOTALS				4-3	64.0	58	23	23	10	35	11	1055	676 (64.1%)

TUESDAY'S STARTER: TBA

Tuesday's starter has yet to be announced.





PITCHER	LAST OUTING	DEC.	IP	H	R	ER	BB	K	RETIRED/1 <sup>ST</sup> BF	IR/SCORED	SV/OPP	INNINGS-HIGH	STRIKEOUTS-HIGH
Akin	6/7 at ATH	W	0.1	1	0	0	0	0	20/27	12/1	0/2	2.0 (2x, last: 5/14 [G1] vs. MIN)	3 (2x, last: 4/30 vs. NYY)
Baker	6/5 at SEA	SV	1.0	1	0	0	0	2	24/29	15/2	2/4	1.2 (3/30 at TOR)	4 (3/30 at TOR)
Bautista	6/7 at ATH	SV	1.0	0	0	0	1	3	16/22	2/0	12/13	1.0 (21x, last: 6/7 at ATH)	3 (3x, last: 6/7 at ATH)
Bowman	6/7 at ATH	ND	2.1	0	0	0	2	2	14/18	8/2	--	2.1 (2x, last: 6/7 at ATH)	2 (4x, last: 6/7 at ATH)
Cano	6/6 at ATH	ND	0.1	1	0	0	0	1	16/25	9/3	0/2	1.1 (4/13 vs. TOR)	2 (5x, last: 5/24 [G1] at BOS)
Domínguez	6/7 at ATH	HLD	1.0	0	0	0	0	1	17/26	15/1	1/2	1.2 (5/24 [G2] at BOS)	3 (2x, last: 5/28 vs. STL)
Kittredge	6/7 at ATH	HLD	1.0	0	0	0	0	1	5/7	3/1	--	1.0 (6x, last: 6/7 at ATH)	2 (3x, last: 6/5 at SEA)
Soto	6/7 at ATH	HLD	1.0	0	0	0	0	1	20/27	14/4	--	1.2 (4/4 at KC)	3 (3x, last: 6/4 vs. BOS)
2025 TOTALS	4.87 ERA	8-12	232.2	230	137	126	113	255	155/221	100/23	15/23	4.2 (McDermott, 5/20 at MIL)	6 (Morton, 5/17 vs. WSH)

45 • KEEGAN AKIN • LHP

1-0 • 2.93 ERA • 29 G (2 GS)

WHIP: 1.30

K/9: 9.76

BB/9: 4.55

vs. ALL: .218 (22-for-101)

vs. LHB: .283 (13-for-46)

vs. RHB: .164 (9-for-55)

⚡ Earned his first win of the season after spinning 0.1 scoreless inning on one hit on 6/7 at ATH...Surrendered a double to the only batter faced but got out of the inning on an outfield assist at home by Dylan Carlson...Has pitched on three consecutive days (6/5-7, 1.2 IP) for the first time in his career

⚡ Has issued a walk in four of his last eight games and in five of his last 11 appearances (6 total BB)...Had walked six batters in his previous 17 games from 3/29-5/9

⚡ Lefties have gone 6-for-18 (.333) with two doubles and a homer since 5/14...Righties are 2-for-19 (.105) with zero extra-base hits in the same span

⚡ Owns a 28.8 percent strikeout rate (21 K/73 BF) over his last 18 appearances since 4/22...Had a 20.9 percent clip (9 K/43 BF) in his first 11 outings

⚡ Opponents are 0-for-24 with eight strikeouts against his changeup compared to 15-for-47 (.319) with 11 punchouts off his fastball, his most-utilized offering (51.4%)

⚡ Owns a 29.6 percent ground ball rate, the lowest of his career, and a career-high 70.4 percent air rate, surpassing his previous high set in 2020 (65.7%)

⚡ Has allowed two home runs to left-handed hitters (5/16 vs. WSH - Wood & 4/3 vs. BOS - Casas)...Allowed only two homers to lefties all of last season

43 • BRYAN BAKER • RHP

3-1 • 2 SV • 2.57 ERA • 29 G

WHIP: 0.96

K/9: 11.89

BB/9: 1.93

vs. ALL: .212 (21-for-99)

vs. LHB: .220 (11-for-50)

vs. RHB: .204 (10-for-49)

⚡ Converted his second save of the year after pitching a scoreless ninth inning on one hit with two punchouts on 6/5 at SEA...Has struck out multiple batters in three straight outings for the second time this season (also 5/14 [G1]-18), one game shy of his career high (7/10-17/22)

⚡ Has recorded two saves in his last three outings (also 6.1 vs. CWS) after having one career save prior to this season (10/5/22 [G1] vs. TOR)

⚡ His 37 strikeouts on the year lead O's relievers...His 35.2 percent strikeout rate is a career high and ranks ninth among AL relievers

⚡ Was dealt his first loss of the season on 5/27 vs. STL after allowing three runs on three hits and a walk with two strikeouts...The three hits and three runs both tied career highs...Snapped a career-high streak of 11 straight outings without a walk

⚡ Has held left-handed hitters to a .171 (6-for-35) clip in his last 16 appearances since 4/30 after they went 5-for-15 (.333) in eight games to open the season

⚡ His 13.3 percent inherited runner scored rate is tied for sixth in the AL

⚡ Owns career highs in chase rate (28.1%), swing rate (50.0%), and whiff rate (32.2%)

⚡ Opponents are hitting .196 (9-for-50) against his fastball this season, down from .286 (12-for-42) a year ago...His 96.7 mph average fastball velocity is the highest of his career, up from 96.3 mph in 2024

74 • FÉLIX BAUTISTA • RHP

0-1 • 12 SV • 3.32 ERA • 22 G

WHIP: 1.34

K/9: 11.63

BB/9: 6.65

vs. ALL: .169 (13-for-77)

vs. LHB: .171 (6-for-35)

vs. RHB: .167 (7-for-42)

⚡ Converted his 12<sup>th</sup> save of the year on 6/7 at ATH after tossing a scoreless ninth inning on one walk with a season-high-tying three strikeouts (3x, last: 5/31 vs. CWS) on 6/7 at ATH...Has not allowed a run in four straight appearances after doing so in five of his previous seven outings from 5/11-30

⚡ Allowed two doubles on 5/30 vs. CWS, tying a career high for extra-base hits in an outing (also 9/24/22 vs. HOU & 5/16/22 vs. NYY)...Matched a career high with two doubles surrendered (also 9/24/22 vs. HOU)

⚡ Allowed a run in five of seven appearances from 5/11-30, including a career-high four straight from 5/11-21, after 10 of his first 11 games were scoreless

⚡ Opponents are 3-for-35 (.086) with 20 strikeouts and a 59.0 percent whiff rate against his split-finger

⚡ His 17.2 percent walk rate is the third highest in the AL and fourth highest in MLB among relievers

⚡ Recorded a save in a career-high six straight appearances from 4/19-5/9

⚡ Owns a career-high 53.1 percent ground ball rate, up 16.7 percent from 2023 (36.4%)

⚡ Made his season debut on 3/29 at TOR, marking his first major league game since 8/25/23 vs. COL (582 days)

⚡ His 60 career saves are the second most by an O's reliever through his first 142 appearances with the team, behind Gregg Olson (65)

51 • MATT BOWMAN • RHP

0-1 • 4.57 ERA • 18 G

WHIP: 1.29

K/9: 6.65

BB/9: 2.08

vs. ALL: .258 (23-for-89)

vs. LHB: .179 (7-for-39)

vs. RHB: .320 (16-for-50)

⚡ Worked a season-high 2.1 scoreless innings on two walks with a season-high-tying two punchouts (4x, last: 5/28 vs. STL) on 6/7 at ATH...Has punched out multiple batters in consecutive appearances for the first time since 8/16-9/3/19 (2 G)...The 2.1 innings are his most in a single outing as an Oriole

⚡ Had his contract selected from Triple-A Norfolk on 5/28, marking his second stint with the O's this season...Had his contract selected from the Tides on 3/30, was designated for assignment on 5/8, and accepted an outright assignment on 5/10

⚡ Is 1-0 with a 1.42 ERA (1 ER/6.1 IP) in four Triple-A games this year

⚡ Has allowed a run in six of his last 10 MLB outings since 4/19 (10 total R)...Had given up just one earned run over his first eight outings to begin the season

⚡ His 5.3 percent walk rate is a career low...Has never finished a season with a walk rate below 7.1 percent in his career (2016)

⚡ Posted a career-long 13-game streak without allowing a walk from 9/17/24-4/15/25

⚡ Owns a career-low 35.6 percent ground ball rate, down 8.5 percent from last season (44.1%)

78 • YENNIER CANO • RHP

1-4 • 4.50 ERA • 25 G

WHIP: 1.30

K/9: 9.90

BB/9: 2.70

vs. ALL: .263 (20-for-76)

vs. LHB: .367 (11-for-30)

vs. RHB: .196 (9-for-46)

⚡ Allowed one hit with one strikeout in 0.1 inning on 6/6 at ATH...Stranded an inherited runner...Left the game with the bases loaded after an infield single by Seth Brown...Four of his last six outings have been perfect after allowing five runs through his three prior appearances from 5/14 (G2)-19

⚡ Has a 9.64 ERA (10 ER/9.1 IP) in his last 13 appearances since 5/4 after allowing one unearned run in his first 12 games through 5/2

⚡ His four losses are tied with six others for the most among AL relievers

⚡ Has limited opponents to a .167 (5-for-30) mark with nine strikeouts against his sinker, compared to 13-for-29 (.448) with nine strikeouts off his changeup

⚡ Owns a career-best 35.3 percent chase rate, up 3.1 percent from 2023 (32.2%)

⚡ Has recorded a 59.8 percent ground ball rate since 2023, the sixth-highest mark among all AL relievers during that stretch...Owns a 52.7 percent clip in 2025

56 • SERANTHONY DOMÍNGUEZ • RHP

2-1 • 1 SV • 4.44 ERA • 26 G

WHIP: 1.36

K/9: 11.84

BB/9: 5.55

vs. ALL: .209 (18-for-86)

vs. LHB: .306 (11-for-36)

vs. RHB: .140 (7-for-50)

⚡ Recorded his sixth hold of the year after working 1.0 scoreless inning on one hit and one walk with two strikeouts on 6/7 at ATH...Has struck out multiple batters in five out of his last six outings after striking out one or fewer batters in 14 of his previous 15 outings from 4/8-5/24 (G2)

⚡ Has pitched 6.1 scoreless innings on two hits and two walks with 12 strikeouts in his last six games after allowing 12 runs in 11 games from 4/26 (G2)-5/24 (G2)

⚡ Has limited the opposition to an .059 (1-for-17) clip with nine strikeouts against his sweeper...All three home runs allowed have come off his four seamer

⚡ Allowed one of 15 inherited runners to score this year...The 6.7 inherited runners scored percent is the best in MLB among qualified relievers

⚡ His career-high 14.9 percent walk rate is the seventh highest among AL relievers

⚡ Lefties are slashing .306/.419/.611 (11-for-36) with all three home runs, compared to .140/.259/.160 (7-for-50) against righties...The .140 average against right-handers is the 11<sup>th</sup> lowest in the AL (min. 50 BF)

⚡ Allowed three runs on 4/26 (G2) at DET, snapping a streak of 10 consecutive appearances without allowing a run dating back to 9/29/24

⚡ Surrendered a hit on 4/19 vs. CIN, snapping a career-high-tying streak of seven consecutive hitless outings from 3/29-4/17

39 • ANDREW KITTREDGE • RHP

1-0 • 1.35 ERA • 7 G

WHIP: 1.35

K/9: 12.15

BB/9: 4.05

vs. ALL: .231 (6-for-26)

vs. LHB: .286 (4-for-14)

vs. RHB: .167 (2-for-12)

⚡ Recorded his third hold of the season in as many outings after completing 1.0 perfect inning with one strikeout on 6/7 at ATH...Has pitched three straight perfect outings (2.2 IP) after allowing nine baserunners (6 H, 3 BB) across his previous three appearances (3.0 IP)

⚡ Righties went 2-for-3 in his appearance on 5/28 after he limited right-handed hitters to a .093 (4-for-43) clip with 14 strikeouts and one extra-base hit (2B) in his previous 22 appearances dating to 8/22/24

⚡ Reinstated from the 15-day Injured List on 5/21...Opened the season on the IL after undergoing left knee debridement on 4/7

⚡ Pitched in six rehab outings between High-A Aberdeen and Triple-A Norfolk, pitching to a 1.50 ERA (1 ER/6.0 IP) on six hits and two walks with six strikeouts

⚡ Entering this season, his 2.48 ERA (48 ER/174.0 IP) since 2021 ranked tied for seventh in the majors (min. 150 G)

⚡ Has also pitched for the Rays (181 G) and Cardinals (74 G) in his career...Was an AL All-Star in 2021 with TB

65 • GREGORY SOTO • LHP

0-2 • 3.97 ERA • 27 G

WHIP: 1.32

K/9: 10.72

BB/9: 3.18

vs. ALL: .247 (22-for-89)

vs. LHB: .205 (8-for-39)

vs. RHB: .280 (14-for-50)

⚡ Spun 1.0 perfect inning with one strikeout on 6/7 at ATH to record his 14<sup>th</sup> hold of the season...Has struck out six batters over his last three appearances after totaling five strikeouts in his seven prior outings since 5/19 at MIL

⚡ His 14 holds are tied for third in the AL and are the second most in a single season in his career behind 2023 (24)

⚡ Has pitched to a 2.79 ERA (3 ER/9.2 IP) in his 12 outings since 5/14 (G2) after compiling a 9.00 ERA (7 ER/7.0 IP) through nine appearances from 4/13-5/8...Began the year with six straight scoreless outings through 4/12

⚡ Opponents are slashing .279/.333/.471 (19-for-68) in his last 21 outings since 4/13 after batting .143/.250/.143 (3-for-21) in his first six appearances

⚡ Has limited lefties to a .172 (5-for-29) clip over his last 20 appearances since 4/16...Righties have gone 11-for-35 (.314) against him during that same period...Surrendered a season-high-tying two hits to lefties on 5/23 at BOS (also 4/2 vs. BOS)

⚡ Owns a career-low 3.1 percent barrel rate, down 4.5 percent from 2024 (7.6%)

⚡ Owns a career-low 8.0 percent walk rate, down 3.1 percent from last season (11.1%) and 0.8 percent lower than his previous best set in 2023 (8.8%)

ORIOLES PUBLIC RELATIONS DEPARTMENT 333 W. CAMDEN ST., BALTIMORE, MD 21201 410-547-6150 @ORIOLESPR



15 • DYLAN CARLSON • OF (S)

Current Streak: 0-for-last-4 (since 6/6)

Last Game: 0-3, BB, K

.212 • 3 HR • 11 RBI

2025 High: 6 G (5/28-6/4)

Road Trip: 5 G, 3-16, HR, 2 RBI, 3 BB, 4 K

On Friday, reached safely three times for the first time since 9/29/24 at BOS (w/ TB)...Hit his first homer off a lefty since 8/2/24 at HOU (Yusei Kikuchi)

Slashing .295/.354/.568 (13-for-44) with three doubles, three home runs, and nine RBI in 13 games since 5/24 (G2)...Has hit safely in nine of those...Opened the year 1-for-22 (.045) in 13 games

Hit safely in six straight from 5/28-6/4, his longest run since 6/24-29/22 (also 6 G)

Is 12-for-54 (.222) with three doubles and two home runs when batting left handed compared to 2-for-12 (.167) with one homer when batting right handed

Homered in consecutive games (5/25-26) for the third time in his career (last: 5/30-31/21)...The home run on 5/26 was the hardest hit homer of his career (107.6 mph)

Recalled from Triple-A Norfolk on 5/18...Marks his third stint with the O's this season (also 4/26-5/14 & 3/31-4/4)

17 • COLTON COWSER • OF (L)

Current Streak: 2 G (3-9; since 6/6)

Last Game: 2-5, HR, K

.212 • 3 HR • 3 RBI

2025 High: 4 G (3/29-6/4)

Road Trip: 5 G, 5-17, 2B, 2 HR, 2 R, BB, 4 K

Last night, hit the furthest homer of his career (455 ft.), marking the furthest hit by an Oriole since Ryan Mountcastle (472 ft., 8/8/23 vs. HOU)

Is 5-for-17 (.294) with one double, two homers, and one walk in five games since being reinstated from the 60-Day IL on 6/2...The O's went 20-34 with him on the IL

Placed on the 10-day IL with a left thumb fracture on 3/31 suffered while sliding into first base on 3/30 at TOR...Was transferred to the 60-day IL on 4/28...Started a rehab assignment on 5/22

Recorded his third career leadoff home run on 3/29 at TOR off Max Scherzer

98 • MAVERICK HANDLEY • C (R)

Current Streak: 0-for-last-8 (since 6/1)

Last Game: 0-4, 2 K

.081 • 0 HR • 3 RBI

2025 High: 2 G (5/28-6/1)

Road Trip: 2 G, 0-6, R, BB, 2 K

Snapped an 0-for-20 skid on 5/28 vs. STL with a fourth-inning single

Tallied his first two career RBI on 5/11 at LAA via sac fly and sac bunt...Was the first Oriole with a sac fly and sac bunt in the same game since Cedric Mullins (4/8/19 vs. OAK) and the first by a Baltimore catcher since Lenny Webster (5/10/97 vs. SEA)

Recorded his first MLB hit in the fourth inning on 5/8 at MIN, a single off Bailey Ober

Made his MLB debut on 4/29 vs. NYY, entering as a defensive replacement in the sixth inning...Struck out in both of his at bats...Was the first position player to debut for the Orioles this season...Had his contract selected from Triple-A Norfolk on 4/28

2 • GUNNAR HENDERSON • INF (L)

Current Streak: 2 G (4-8; since 6/5)

Last Game: 3-4, R, RBI, HBP, SB

.266 • 8 HR • 17 RBI

2025 High: 9 G (4/26 [G1]-5/4)

Road Trip: 5 G, 6-17, HR, 2 R, 2 RBI, BB, HBP, 5 K, SB

Yesterday, reached base safely a season-high-tying four times (also 4/19 vs. CIN)...His three hits also matched a season high (3x, last: 5/3 vs. KC)

Is 23-for-65 (.354) with five doubles, two triples, three home runs, and nine RBI in 17 career games against the Athletics

On Thursday at SEA, his go-ahead homer snapped a season-high 15-game run without a long ball (last: 5/19 vs. WSH)...The O's are 57-18 for his career when he homers

Slashing .292/.366/.462 (38-for-130) with five doubles, one triple, five homers, and 12 RBI in 33 games since the beginning of May...Has 13 multi-hit efforts in that time

Scored three runs on 5/21 at MIL for the first time this season...Since the start of 2023, his 18 games with 3+ runs lead MLB ahead of CIN's Elly De La Cruz and LAD's Mookie Betts (both 14)

Recorded his 400<sup>th</sup> career hit on 5/30, becoming the sixth Oriole to do so before turning 24, (Machado, Ripken, Jr., Murray, Powell, & Brooks Robinson)

Had a 19-game on-base streak from 4/23-5/14, second longest of his career

His 93.5 mph average exit velocity ranks fourth in the AL...86 of his batted balls (54.4%) have been hard hit (95+ mph)

7 • JACKSON HOLLIDAY • INF (L)

Current Streak: 0-for-last-5 (since 6/6)

Last Game: 0-4, R, BB, K

.263 • 8 HR • 27 RBI

2025 High: 10 G (5/14 [G2]-5/24[G1])

Road Trip: 4 G, 4-20, 2B, HR, 4 R, 2 RBI, 3 BB, 6 K

Has reached base safely in a career-best 11 straight games since 5/26

On Friday, his three hits matched a season high (5x, last: 5/28 vs. STL), while his two extra-base hits matched a career high (4x, last: 5/28 vs. STL)...Hit his second-career homer off a left-handed pitcher, joining 8/10/24 at TB (Tyler Alexander)

Has tallied an RBI in 12 of his last 20 games (15 total RBI) since 5/16...Had 12 RBI in his first 35 games through 5/15

Hit his first career leadoff homer on 5/31 vs. CWS...Became the second-youngest Oriole to hit a leadoff home run behind Paul Blair (21y, 075d on 4/17/65 at BOS & 21y, 100d on 5/12/65 vs. CLE)...Six of his eight homers have come at OPACY

Slashing .390/.507/.610 (23-for-59) with five doubles, one triple, and two homers when ahead in the count compared to .167/.178/.181 (12-for-72) with one double when behind in the count

Owned a career-best 10 game hitting streak from 5/14 (G2)-5/24 (G1)...Became the fifth Oriole (8<sup>th</sup> occurrence) to record a 10-game hitting streak before turning 22

13 • HESTON KJERSTAD • OF (L)

Current Streak: 0-for-last-4 (since 6/5)

6/6 at ATH: 0-1, K (PH in 8<sup>th</sup>)

.192 • 4 HR • 19 RBI

2025 High: 4 G (3/31-4/5)

Road Trip: 3 G, 3-10, 2B, 3B, 3 RBI, BB, K

Has two strikeouts in his last 17 PA's (11.8% K rate) over his last six games since 5/31 after having 12 punchouts in 36 PA's (33.3% K rate) over nine games from 5/18-30

His go-ahead triple on 6/4 at SEA was the first by an Oriole when trailing in the seventh inning or later since Gunnar Henderson on 9/14/22 at WSH...Has two go-ahead hits in the seventh inning or later (also 5/21 at MIL) in his last 12 games

Has tripled twice in five games after having none in his first 101 career games

Had an XBH in a career-high-tying three straight games from 6/1-4 (also 6/27-30/24)

Homered in back-to-back games from 4/17-18 for the second time (also 6/27-29/24)

His nine grounded into double plays are tied for third most in the AL...Became the first Oriole with 8+ GIDP through May since 2016 (9, A. Jones & 8, Schoop)

All 10 of his career homers have come against righties

12 • RAMÓN LAUREANO • OF (R)

Current Streak: 1 G (3-5; since 6/7)

Last Game: 3-5, HR, 3 RBI

.275 • 7 HR • 15 RBI

2025 High: 5 G (5/14-19)

Road Trip: 2 G, 3-8, HR, 4 RBI, BB

Last night, tallied a season-high three RBI (also 4/19 vs. CIN)

Slashing .375/.426/.708 (18-for-48) with four doubles, four homers, and nine RBI in 14 games (13 GS) since 5/7...His 1.134 OPS during that stretch ranks fourth in the AL and fifth in MLB (min. 50 PA)

Ten of his last 12 homers since 8/17/24 have been off right-handed pitchers

Reinstated from the 10-day Injured List (left ankle sprain) on 6/6...Exited the game on 5/20 at MIL with left ankle discomfort and was placed on the Injured List on 5/24 (retroactive to 5/21)

Tied career highs with four hits (4x, last: 5/21/21 at LAA) and five times on base (4x, last: 9/15/23 vs. TEX) on 5/16 vs. WSH

Hit his first career pinch-hit homer on 5/10 at LAA

His four outfield assists are tied for fourth in the AL...Since 2018, his 53 outfield assists are third in MLB behind LAD's Teoscar Hernandez (68) and Hunter Renfroe (65)

3 • JORGE MATEO • INF/OF (R)

Current Streak: 0-for-last-9 (since 6/1)

6/6 at ATH: 0-3, K

.180 • 1 HR • 3 RBI

2025 High: 3 G (5/16-23)

Road Trip: 2 G, 0-6, 4 K

Hit a home run, stole two bases, and drew two walks on 5/31 vs. CWS...Homered for the first time since 6/21/24 at HOU...Is the only Oriole with 1+ HR and 2+ SB in a game since 2021 (Mullins: 9/10 vs. TOR)...The two walks tied a career high (3x, last: 5/23/24 at CWS)

Stole at least one base in a career-high five straight games (w/PA) from 5/24 (G1)-31, tied with CWS' Luis Robert Jr. and TB's Chandler Simpson for the longest run by any player in MLB this season...Is the fifth Oriole in team history (since 1954) to do so, joining Corey Patterson (9 G, 5/27-6/5/06), Luis Matos (6 G, 10/1-5 [G2]/01), Luis Aparicio (5 G, 5/30-6/3/64), and Brian Roberts (5 G, 6/30-7/5/03)

His five multi-steal games are tied for second in MLB with PIT's Oneil Cruz, behind CHC's Pete Crow-Armstrong (6 G)

His 94 stolen bases since 2022 are fourth in the AL and 10<sup>th</sup> in MLB

Tallied a hit in three straight starts from 5/16-24 (last: 7/11-19/24)

16 • COBY MAYO • INF (R)

Current Streak: 1 G (1-2; since 6/6)

6/6 vs. ATH: 1-2, 2B, BB

.148 • 0 HR • 1 RBI

2025 High: 2 G (5/8-31)

Road Trip: 3 G, 2-8, 2B, 2 R, 2, BB, K

On Friday, recorded his first career extra-base hit...In his minor league career, 48.8 percent of his hits have gone for extra bases (216 XBH, 443 H)

Has drawn a free pass in back-to-back games...Scored a run in three straight games from 6/1-4

Recorded his first career RBI on 5/31 vs. CWS

Recalled from Triple-A Norfolk on 5/31, marking his second stint on the active roster this year (5/3-9)

After rejoining the Tides on 5/9, has hit .180 (11-for-61) with three doubles, two home runs, six RBI, seven walks, and 26 strikeouts in 17 games

In 45 games overall with Norfolk, is 38-for-168 (.226) with 10 doubles, two triples, eight home runs, 28 RBI, and 23 walks

Batting .500 (11-for-22) with three doubles, one triple, five home runs and 10 RBI against left-handed pitchers with the Tides

Currently tabbed by *MLB.com* as the No. 17 overall prospect in baseball

32 • RYAN O'HEARN • INF/OF (L)

Current Streak: 1 G (1-4; since 6/7)

Last Game: 1-4, R, 2 K

.316 • 9 HR • 24 RBI

2025 High: 10 G (5/21-31)

Road Trip: 5 G, 4-20, 2 RBI, BB, 7 K

Ranks among AL leaders in on-base percentage (6<sup>th</sup>, .397), batting average (6<sup>th</sup>, .316), OPS (8<sup>th</sup>, .897), and slugging percentage (9<sup>th</sup>, .500)

His .330 (33-for-100) road average is tied for ninth highest in the majors

Had his career-high 19-game on-base streak snapped on 6/4...Was tied with Gunnar Henderson for the longest by an Oriole this season...Has reached base safely in 33 of his last 36 games since 4/24

Had his first career 10-game hitting streak snapped on 6/1...Has hit in 13 of his 16 games since 5/21

In 26 games in May, slashed .365/.450/.542 (35-for-96) with five doubles, four home runs, 14 runs scored, 10 RBI, and 13 walks...Ranked among AL leaders in AVG (3<sup>rd</sup>), OBP (4<sup>th</sup>), and OPS (6<sup>th</sup>) during the month...His previous career high for most hits in a month was June 2024 (27)

Is 14-for-26 (.538) with four doubles and three homers on the first pitch of an at-bat

Is 32-for-84 (.381) with five doubles, six home runs, and 19 RBI in 23 O's wins, compared to 28-for-106 (.264) with three doubles and three homers in 31 losses

Hitting .358 (38-for-106) with four doubles and six home runs off fastballs

26 • EMMANUEL RIVERA • INF (R)

Current Streak: 1 G (1-4; since 6/5)

6/5 at SEA: 1-4, 2B

.242 • 0 HR • 3 RBI

2025 High: 6 G (5/2-10)

Road Trip: 2 G, 1-5, 2B

Has gone 28 straight PA's without a strikeout, tied for the third-longest active streak in the majors behind SD's Luis Arraez (53 PA) and TOR's Andrés Giménez (36 PA)

His five DRS in 117.0 innings at third base are fifth in MLB behind COL's Ryan McMahon (9) and BOS' Alex Bregman, SF's Matt Chapman, and Ke'Bryan Hayes (each 6)

Made his fifth career pitching appearance on 5/24 (G1) at BOS (1.0 IP, 8 R)

Tallied a season-high three hits and two doubles on 5/8 at MIN

Since 9/21/24, is batting .323/.375/.477 (21-for-65) with four doubles, two home runs, and nine RBI against right-handed pitching...Is 2-for-14 (.143) against southpaws during that stretch

Made his season debut on 4/29 vs. NYY...Had his contract selected from Triple-A Norfolk on 4/28

35 • ADLEY RUTSCHMAN • C (S)

Current Streak: 1 G (1-4; since 6/7)

Last Game: 1-4, 2B, R, BB, K

.221 • 7 HR • 18 RBI

2025 High: 8 G (4/3-13)

Road Trip: 5 G, 8-21, 2B, 2 HR, 5 R, 3 RBI, 2 BB, 3 K

Has eight hits in his last four games (8-for-21, .381) after having seven hits in his previous 12 games (7-for-42, .167)...Homered in consecutive games from 6/4-5 for the fourth time in his career (last: 3 G, 5/12-15/24)

Is 19-for-66 (.288) with three doubles, six homers, 13 RBI, 15 walks, and a 1.026 OPS in 18 career games against the Athletics

Is 18-for-68 (.265) with four doubles, three homers, seven RBI, and a .798 OPS in 18 games since 5/16, including three games with three hits...Went 9-for-49 (.184) with two doubles, one triple, three RBI, and a .538 OPS in his previous 15 games

Blasted a three-run homer in the 11<sup>th</sup> inning on 5/21 at MIL...Marked the first home run in extra innings by an Orioles catcher since Wellington Castillo on 5/19/17 vs. TOR...Snapped a career-high 43-game streak without multiple RBI (last: 3/27 at TOR)

Connected on a 111.0 mph double in the seventh inning off Jake Irvin on 5/17 vs. WSH...Marked the second-hardest-hit ball of his career, trailing only a 111.1 mph home run off current teammate Zach Eflin (5/9/23 vs. TB)

Owens career highs in average exit velocity (90.8 mph) and barrel rate (9.5%)

Since his MLB debut on 5/21/22, ranks second among MLB primary catchers with 95 doubles and 453 hits, both trailing MIL's William Contreras (463 H, 96 2B)

29 • RAMÓN URÍAS • INF (R)

Current Streak: 2 G (3-8; since 6/6)

Last Game: 1-3, R, BB

.275 • 2 HR • 19 RBI

2025 High: 11 G (5/17-28)

Road Trip: 4 G, 3-13, 3 R, RBI, 3 BB, 2 K

Has hit safely in 14 of his last 15 games opposite the Athletics since 4/21/22, batting .375 (18-for-48) with two doubles, one home run, five RBI, and eight walks

Walked twice on 6/4 for the first time this season...Owns a career-best 9.8 percent walk rate, surpassing his 9.5 percent clip in 2021

Hit safely in a career-best 11 straight games from 5/17-28...His 14-game on-base streak from 4/30-5/28 was one game shy of his career best (15 G, 8/31/21-4/9/22)

Is batting .350 (28-for-80) with five extra-base hits (3 2B, 2 HR) on fastballs, but .195 (8-for-41) on breaking pitches and .143 (3-for-21) on offspeed pitches

Reinstated from the 10-day Injured List (right hamstring strain) on 5/14...Was placed on the IL on 5/3 (retro to 5/1)





ADDITIONAL HITTER INFO

			MULTI-HIT GAMES					MULTI-RBI GAMES						LAST HR		MULTI-HR GAMES		
	vs. LHP	vs. RHP	2	3	4	5	TOTAL	2	3	4	5	6+	TOTAL	(DATE/PITCHER)		2025	CAREER	LAST (HRS)
Dylan Carlson	.167	.222	3	-	-	-	3	1	1	-	-	-	2	6/6/25 at ATH (Sears)	-	3	6/20/23 at WSH (2)	
Colton Cowser	.000	.259	1	-	-	-	1	-	-	-	-	-	-	6/7/25 at ATH (Severino)	-	2	9/20/24 vs. DET (2)	
Maverick Handley	.000	.091	-	-	-	-	-	1	-	-	-	-	1	-	-	-	-	-
Gunnar Henderson	.151	.322	16	3	-	-	19	4	-	-	-	-	4	5/18/25 vs. WSH (Soroka)	-	2	6/21/24 at HOU (2)	
Jackson Holliday	.233	.271	8	5	-	-	13	3	1	1	-	-	5	6/6/25 at ATH (Sears)	1	1	5/4/25 vs. KC (2)	
Heston Kjerstad	.095	.207	6	-	-	-	6	5	-	-	-	-	5	5/14/25 (G2) vs. MIN (Woods Richardson)	-	-	-	-
Ramón Laureano	.237	.297	4	2	1	-	7	-	2	-	-	-	2	6/7/25 at ATH (Severino)	1	5	4/19/25 vs. CIN (2)	
Jorge Mateo	.185	.176	2	-	-	-	2	1	-	-	-	-	1	5/31/25 vs. CWS (Martin)	-	1	8/2/22 at TEX (2)	
Coby Mayo	.000	.160	-	-	-	-	-	-	-	-	-	-	-	-	-	-	-	-
Ryan O'Hearn	.263	.329	12	4	1	-	17	2	3	-	-	-	5	5/27/25 vs. STL (Pallante)	-	2	8/25/19 at CLE (2)	
Emmanuel Rivera	.083	.278	3	1	-	-	4	-	-	-	-	-	-	9/28/24 at MIN (Varland)	-	2	9/28/24 at MIN (2)	
Adley Rutschman	.233	.216	5	4	-	-	9	1	2	-	-	-	3	6/4/25 at SEA (Hancock)	1	3	3/27/25 at TOR (2)	
Ramón Urías	.321	.263	8	2	-	-	10	1	1	-	-	-	2	5/2/25 vs. NYY (Carrasco)	-	1	7/15/22 at TB (2)	

O's HITTERS

2025 vs. ATHLETICS														CAREER vs. ATHLETICS														
PLAYER	G	AB	R	H	2B	3B	HR	RBI	BB	IBB	SO	AVG	OBP	SLG	G	AB	R	H	2B	3B	HR	RBI	BB	IBB	SO	AVG	OBP	SLG
Dylan Carlson	2	5	1	1	0	0	1	2	3	0	2	.200	.500	.800	4	12	1	1	0	0	1	2	4	0	6	.083	.313	.333
Colton Cowser	2	9	1	3	1	0	1	1	0	0	2	.333	.333	.778	7	24	1	5	2	0	1	2	1	0	10	.208	.240	.417
Maverick Handley	1	4	0	0	0	0	0	0	0	0	2	.000	.000	.000	1	4	0	0	0	0	0	0	0	0	2	.000	.000	.000
Gunnar Henderson	2	4	1	3	0	0	0	1	1	0	0	.750	.833	.750	17	65	16	23	5	2	3	9	5	0	15	.354	.425	.631
Jackson Holliday	2	9	3	3	1	0	1	1	1	0	3	.333	.400	.778	2	9	3	3	1	0	1	1	1	0	3	.333	.400	.778
Heston Kjerstad	1	1	0	0	0	0	0	0	0	0	1	.000	.000	.000	4	8	1	3	0	0	1	4	0	0	3	.375	.375	.750
Ramón Laureano	2	8	1	3	0	0	1	4	1	0	1	.375	.400	.750	7	25	1	7	2	0	1	5	3	0	8	.280	.345	.480
Jorge Mateo	1	3	0	0	0	0	0	0	0	0	1	.000	.000	.000	20	61	9	13	4	0	1	6	3	0	17	.213	.258	.328
Coby Mayo	1	2	0	1	1	0	0	0	1	0	0	.500	.667	1.000	1	2	0	1	1	0	0	0	1	0	0	.500	.667	1.000
Ryan O'Hearn	2	9	1	1	0	0	0	1	0	0	3	.111	.100	.111	21	62	6	16	2	1	1	8	5	0	16	.258	.304	.371
Emmanuel Rivera															8	23	2	3	1	0	0	2	1	0	5	.130	.167	.174
Adley Rutschman	2	8	1	1	1	0	0	0	2	0	2	.125	.300	.250	18	66	14	19	3	0	6	13	15	2	11	.288	.420	.606
Ramón Urías	2	8	2	3	0	0	0	0	1	0	0	.375	.444	.375	22	70	10	22	3	0	1	5	12	0	15	.314	.422	.400

O's PITCHERS

O's PITCHERS														2025 vs. ATHLETICS														CAREER vs. ATHLETICS													
PLAYER	W	L	SV	G	GS	INN	H	R	ER	HR	BB	K	ERA	AVG	W	L	SV	G	GS	INN	H	R	ER	HR	BB	K	ERA	AVG													
Keegan Akin	1	0	0	2	0	0.2	1	0	0	0	0	1	0.00	.500	2	1	0	8	0	10.0	6	4	4	1	0	10	3.60	.176													
Bryan Baker															1	0	0	6	0	5.2	3	0	0	0	1	7	0.00	.158													
Félix Bautista	0	0	1	1	0	1.0	0	0	0	0	0	1	3	0.00	.000	2	0	1	5	0	5.0	1	0	0	0	1	11	0.00	.063												
Matt Bowman	0	0	0	1	0	2.1	0	0	0	0	0	2	2	0.00	.000	0	1	0	3	0	4.2	2	2	2	0	3	4	3.86	.125												
Yennier Cano	0	0	0	1	0	0.1	1	0	0	0	0	0	1	0.00	.333	1	0	0	9	0	10.0	8	1	1	0	1	13	0.90	.216												
Seranthony Domínguez	0	0	0	2	0	2.0	2	0	0	0	0	1	4	0.00	.250	0	0	0	5	0	5.1	6	4	4	2	2	5	6.75	.273												
Zach Eflin															1	1	0	3	3	14.2	16	7	7	1	4	16	4.30	.286													
Andrew Kittredge	0	0	0	1	0	1.0	0	0	0	0	0	1	0.00	.000	3	0	2	15	1	16.2	10	2	2	0	4	17	1.08	.179													
Dean Kremer	0	1	0	1	1	5.1	8	5	5	0	1	2	8.44	.348	0	1	0	3	3	15.2	18	11	11	2	4	9	6.32	.286													
Charlie Morton	0	0	0	1	1	2.1	6	4	4	0	4	5	15.43	.462	2	1	0	9	9	47.2	37	20	17	4	24	56	3.21	.208													
Cade Povich															0	1	0	1	1	1.0	5	8	8	2	3	1	72.00	.625													
Gregory Soto	0	0	0	2	0	2.0	1	0	0	0	0	3	0.00	.143	0	1	1	10	1	11.1	8	6	6	0	6	14	4.76	.195													
Tomoyuki Sugano																																									

RECENT TRANSACTIONS

DATE	TRANSACTION
6/7	<b>OF Tyler O'Neill</b> began a rehab assignment with Triple-A Norfolk.
6/6	Reinstated <b>OF Ramón Laureano</b> (left ankle sprain) from the 10-day Injured List...Acquired <b>RHP Scott Blewett</b> from the Atlanta Braves in exchange for cash considerations...Designated <b>OF Jordyn Adams</b> for assignment.
6/5	<b>UTL Cooper Hummel</b> elected free agency in lieu of accepting an outright assignment to Triple-A Norfolk.
6/4	<b>OF Ramón Laureano</b> (left ankle sprain) and <b>C Gary Sánchez</b> (right wrist inflammation) began rehab assignments with Triple-A Norfolk.
6/3	<b>C Chadwick Tromp</b> elected free agency in lieu of accepting an outright assignment to Triple-A Norfolk.
6/2	Reinstated <b>OF Colton Cowser</b> (left thumb fracture) from the 60-day Injured List...Designated <b>UTL Cooper Hummel</b> for assignment.
5/31	Recalled <b>INF Coby Mayo</b> from Triple-A Norfolk...Selected the contract of <b>OF Jordyn Adams</b> from Triple-A Norfolk...Placed <b>INF Ryan Mountcastle</b> (right hamstring strain) on the 10-day Injured List...Designated <b>C Chadwick Tromp</b> for assignment... <b>LHP Cionel Pérez</b> cleared outright waivers and accepted an assignment to Triple-A Norfolk.
5/30	Signed <b>UTL Cooper Hummel</b> to a one-year major league contract...Placed <b>OF Cedric Mullins</b> (right hamstring strain) on the 10-day Injured List, retroactive to 5/29...Transferred <b>RHP Cody Poteet</b> (right shoulder inflammation) to the 60-day Injured List.
5/29	<b>UTL Cooper Hummel</b> elected free agency in lieu of accepting an outright assignment to Triple-A Norfolk... <b>INF Jordan Westburg</b> (left hamstring strain) began a rehab assignment with Triple-A Norfolk...Transferred the rehab assignment of <b>OF Colton Cowser</b> (left thumb fracture) to Triple-A Norfolk.
5/28	Selected the contract of <b>RHP Matt Bowman</b> from Triple-A Norfolk...Optioned <b>RHP Yaramil Hiraldo</b> <sup>1</sup> to Triple-A Norfolk.
5/27	<b>INF/OF Terrin Vavra</b> cleared outright waivers and accepted an assignment to Triple-A Norfolk.
5/26	Selected the contract of <b>C Chadwick Tromp</b> from Triple-A Norfolk...Designated <b>UTL Cooper Hummel</b> for assignment.
5/25	Signed <b>UTL Cooper Hummel</b> to a one-year major league contract...Designated <b>INF/OF Terrin Vavra</b> for assignment.
5/24	Placed <b>OF Ramón Laureano</b> (left ankle sprain) on the 10-day Injured List, retroactive to 5/21...Selected the contract of <b>INF/OF Terrin Vavra</b> from Triple-A Norfolk...Appointed <b>LHP Trevor Rogers</b> from Triple-A Norfolk as the 27 <sup>th</sup> man (between DH games)...Selected the contract of <b>RHP Yaramil Hiraldo</b> from Triple-A Norfolk...Designated <b>LHP Cionel Pérez</b> for assignment...Returned <b>LHP Trevor Rogers</b> to Triple-A Norfolk (postgame).
5/22	<b>OF Colton Cowser</b> (left thumb fracture) began a rehab assignment with High-A Aberdeen.
5/21	Reinstated <b>RHP Andrew Kittredge</b> (left knee debridement) from the 15-day Injured List.
5/20	Recalled <b>RHP Chayce McDermott</b> from Triple-A Norfolk...Optioned <b>RHP Kade Strowd</b> <sup>2</sup> to Triple-A Norfolk...Released <b>RHP Kyle Gibson</b> ...Optioned <b>RHP Chayce McDermott</b> <sup>2</sup> to Triple-A Norfolk (postgame).
5/18	Recalled <b>OF Dylan Carlson</b> and <b>RHP Kade Strowd</b> from Triple-A Norfolk...Placed <b>OF Tyler O'Neill</b> (left shoulder impingement) on the 10-day Injured List, retroactive to 5/16...Designated <b>RHP Kyle Gibson</b> for assignment.

EUTAW STREET HOME RUNS

DATE	PLAYER (Team)	OPP. (Pitcher)	DISTANCE
4/29	Trent Grisham (NYY)	BAL (Gibson)	399 ft.
4/19	Jake Fraley (CIN)	BAL (Young)	421 ft.
<b>2025 totals - 2</b> (0 by Orioles, 2 by opponents)			
<b>*Total since 1992 - 133</b> (64 by Orioles, 69 by opponents)			

O's CHALLENGES

TEAM	TOTAL	WON	LOST	SUCCESS RATE
Orioles	26	9	17	35%
Opponents	11	8	3	73%
Last by O's: 6/4 at SEA (B6)		Batter/Runner: Crawford		Tag Play (HP)
Last by Opp.: 6/7 at ATH (B5)		Batter/Runner: Bleday		HP Collision Rule
				Safe/Overturned
				No Violation/Confirmed

RECORD BY POSITION

PLAYER	C	1B	2B	3B	SS	LF	CF	RF	DH
Dylan Carlson	-	-	-	-	-	6-7	2-1	3-0	-
Colton Cowser	-	-	-	-	-	2-2	3-1	-	-
Maverick Handley	6-6	-	-	-	-	-	-	-	-
Gunnar Henderson	-	-	-	-	22-28	-	-	-	1-4
Jackson Holliday	-	-	20-30	-	4-1	-	-	-	-
Heston Kjerstad	-	-	-	-	-	10-15	-	10-10	1-0
Ramón Laureano	-	-	-	-	-	6-11	0-1	3-5	0-1
Jorge Mateo	-	-	1-4	-	0-8	1-0	4-2	-	-
Coby Mayo	-	2-1	-	0-2	-	-	-	-	2-1
Ryan Mountcastle	-	15-28	-	-	-	-	-	-	1-3
Cedric Mullins	-	-	-	-	-	-	17-32	-	-
Ryan O'Hearn	-	8-6	-	-	-	0-2	-	4-8	11-14
Tyler O'Neill	-	-	-	-	-	1-0	-	6-14	0-1
Emmanuel Rivera	-	1-2	-	7-7	-	-	-	-	1-0
Adley Rutschman	18-23	-	-	-	-	-	-	-	5-8
Gary Sánchez	2-7	-	-	-	-	-	-	-	0-1
Chadwick Tromp	0-1	-	-	-	-	-	-	-	-
Ramón Urías	-	-	1-0	17-20	-	-	-	-	1-1
Jordan Westburg	-	-	4-3	2-8	-	-	-	-	3-3

RECORD BY BATTING ORDER

PLAYER	1	2	3	4	5	6	7	8	9
Dylan Carlson	-	-	-	-	1-0	1-2	-	5-2	4-4
Colton Cowser	2-2	-	-	-	-	3-1	-	-	-
Maverick Handley	-	-	-	-	-	-	-	0-1	6-5
Gunnar Henderson	6-7	5-9	12-15	0-1	-	-	-	-	-
Jackson Holliday	10-13	0-1	-	-	-	3-3	1-5	5-3	5-6
Heston Kjerstad	-	-	-	-	1-1	9-5	4-10	7-8	0-1
Ramón Laureano	0-1	-	0-1	0-3	3-4	1-3	2-1	1-3	2-2
Jorge Mateo	-	-	-	-	-	-	2-1	1-3	3-10
Coby Mayo	-	-	-	-	1-0	1-0	2-3	0-1	-
Ryan Mountcastle	-	0-6	1-1	7-10	3-6	2-4	2-2	1-2	-
Cedric Mullins	7-11	-	1-0	1-1	3-6	1-3	3-9	1-1	0-1
Ryan O'Hearn	-	0-1	5-5	13-12	4-12	-	-	1-0	-
Tyler O'Neill	-	1-0	1-3	0-3	3-4	2-5	-	-	-
Emmanuel Rivera	-	-	-	-	1-0	2-0	4-1	0-5	2-3
Adley Rutschman	0-1	17-19	5-7	1-3	0-1	-	-	-	-
Gary Sánchez	-	-	-	-	0-1	0-2	1-2	1-3	-
Chadwick Tromp	-	-	-	-	-	-	-	-	0-1
Ramón Urías	-	2-1	-	1-2	4-1	1-7	4-1	3-5	4-4
Jordan Westburg	1-2	1-0	1-5	3-2	2-1	0-2	1-2	-	-

2025 BY THE NUMBERS			
	HOME	AWAY	TOTAL
Overall	12-17	14-20	26-37
MONTH	HOME	AWAY	TOTAL
March (5)	1-0	2-2	3-2
April (25)	6-7	3-9	9-16
May (27)	4-10	5-8	9-18
June (27)	1-0	4-1	5-1
July (25)	-	-	-
August (28)	-	-	-
September (25)	-	-	-
TOTAL (162)	12-17	14-20	26-37
DAY OF WEEK	HOME	AWAY	TOTAL
Monday (14)	3-0	1-1	4-1
Tuesday (23)	0-3	1-4	1-7
Wednesday (25)	2-4	2-3	4-7
Thursday (18)	1-2	3-1	4-3
Friday (26)	2-2	1-4	3-6
Saturday (28)	3-2	4-4	7-6
Sunday (27)	1-4	2-3	3-7
TOTAL (162)	12-17	17-20	26-37
VS. AL EAST	HOME	AWAY	TOTAL
Boston Red Sox (13)	1-2	2-2	3-4
New York Yankees (13)	2-1	-	2-1
Tampa Bay Rays (13)	-	-	-
Toronto Blue Jays (13)	1-1	2-2	3-3
TOTAL (52)	4-4	4-4	8-8
VS. AL CENTRAL	HOME	AWAY	TOTAL
Chicago White Sox (7)	3-0	-	3-0
Cleveland Guardians (7)	2-1	-	2-1
Detroit Tigers (6)	-	0-3	0-3
Kansas City Royals (6)	1-2	1-2	2-4
Minnesota Twins (6)	0-3	0-3	0-6
TOTAL (32)	6-6	1-8	7-14
VS. AL WEST	HOME	AWAY	TOTAL
Houston Astros (7)	-	-	-
Los Angeles Angels (6)	-	2-1	2-1
Oakland Athletics (6)	-	1-1	1-1
Seattle Mariners (6)	-	3-0	3-0
Texas Rangers (7)	-	-	-
TOTAL (32)	-	6-2	6-2
VS. NL EAST	HOME	AWAY	TOTAL
Atlanta Braves (3)	-	-	-
Miami Marlins (3)	-	-	-
New York Mets (3)	-	-	-
Philadelphia Phillies (3)	-	-	-
Washington Nationals (4)	0-3	1-2	1-5
TOTAL (16)	0-3	1-2	1-5
VS. NL CENTRAL	HOME	AWAY	TOTAL
Chicago Cubs (3)	-	-	-
Cincinnati Reds (3)	1-2	-	1-2
Milwaukee Brewers (3)	-	1-2	1-2
Pittsburgh Pirates (3)	-	-	-
St. Louis Cardinals (3)	1-2	-	1-2
TOTAL (15)	2-4	1-2	3-6
VS. NL WEST	HOME	AWAY	TOTAL
Arizona Diamondbacks (3)	-	1-2	1-2
Colorado Rockies (3)	-	-	-
Los Angeles Dodgers (3)	-	-	-
San Diego Padres (3)	-	-	-
San Francisco Giants (3)	-	-	-
TOTAL (15)	-	1-2	1-2

BALTIMORE ORIOLES - WALK-OFF AND MISC. HOME RUNS

Baltimore Orioles Walk-off Wins							
Date	Score	Batter/Runner	Action	RBI	Pitcher	INN	OUTS
-	-	-	-	-	-	-	-
Opponent Walk-off Wins							
Date	Score	Batter/Runner	Action	RBI	Pitcher	INN	OUTS
5/24 (G1)	BAL 5 @ BOS 6	Rafael Devers	1B	1	Gregory Soto	10	1
Baltimore Orioles Back-to-Back Home Runs							
Date	Score	Batters	Pitcher	INN	OUTS		
6/5	BAL 4 @ SEA 3	Adley Rutschman/Gunnar Henderson	Bryan Woo	6	0		
5/14 (G2)	MIN 8 @ BAL 6	Cedric Mullins/Heston Kjerstad	Simeon Woods Richardson	3	2		
4/19	CIN 5 @ BAL 9	Ramón Laureano/Jordan Westburg	Carson Spiers	7	2		
4/19	CIN 5 @ BAL 9	Cedric Mullins/Gunnar Henderson	Hunter Greene	1	0		
3/27	BAL 12 @ TOR 2	Adley Rutschman/Jordan Westburg	Yariel Rodríguez	8	1		
Opponent Back-to-Back Home Runs							
Date	Score	Batters	Pitcher	INN	OUTS		
5/18	WSH 10 @ BAL 4	Dylan Crews/CJ Abrams	Zach Eflin	2	1		
5/15	MIN 4 @ BAL 0	DaShawn Keirsej Jr./Byron Buxton	Tomoyuki Sugano	3	1		
5/4	KC 11 @ BAL 6	Bobby Witt Jr./Vinnie Pasquantino	Yennier Cano	7	1		
4/29	NY Yankees 15 @ BAL 3	Trent Grisham/Aaron Judge/Ben Rice	Kyle Gibson	1	0		
4/17	CLE 2 @ BAL 6	Daniel Schneemann/Austin Hedges	Tomoyuki Sugano	3	0		
4/9	BAL 0 @ AZ 9	Pavin Smith/Josh Naylor	Dean Kremer	5	1		
Baltimore Orioles Grand Slams							
Date	Score	Batter	Pitcher	INN	OUTS		
5/14	MIN 8 @ BAL 6	Cedric Mullins	Simeon Woods Richardson	3	2		
4/16	CLE 1 @ BAL 9	Jackson Holliday	Gavin Williams	2	1		
Opponent Grand Slams							
Date	Score	Batter	Pitcher	INN	OUTS		
5/23	BAL 5 @ BOS 19	Rafael Devers	Emmanuel Rivera	8	2		
4/20	CIN 24 @ BAL 2	Noelvi Marte	Jorge Mateo	8	2		
Baltimore Orioles Inside-the-Park Home Runs							
Date	Score	Batter	RBI	Pitcher	INN	OUTS	
-	-	-	-	-	-	-	-
Opponent Inside-the-Park Home Runs							
Date	Score	Batter	RBI	Pitcher	INN	OUTS	
-	-	-	-	-	-	-	-
Baltimore Orioles Pinch-Hit Home Runs							
Date	Score	Batter	RBI	Pitcher	INN	OUTS	
5/10	BAL 2 @ LAA 5	Ramón Laureano	1	Brock Burke	9	0	
Opponent Pinch-Hit Home Runs							
Date	Score	Batter	RBI	Pitcher	INN	OUTS	
5/11	BAL 7 @ LAA 3	Matthew Lugo	1	Félix Bautista	9	2	
5/7	BAL 2 @ MIN 5	Harrison Bader	2	Keegan Akin	7	1	
Baltimore Orioles Leadoff Home Runs							
Date	Score	Batter	Pitcher				
5/31	CWS 2 @ BAL 4	Jackson Holliday	Davis Martin				
4/19	CIN 5 @ BAL 9	Cedric Mullins	Hunter Greene				
4/3	BOS 8 @ BAL 4	Cedric Mullins	Tanner Houck				
3/29	BAL 9 @ TOR 5	Colton Cowser	Max Scherzer				
Opponent Leadoff Home Runs							
Date	Score	Batter	Pitcher				
5/24 (G1)	BAL 5 @ BOS 6	Jarren Duran	Zach Eflin				
5/18	WSH 10 @ BAL 4	CJ Abrams	Zach Eflin				
4/29	NY Yankees 15 @ BAL 3	Trent Grisham	Kyle Gibson				
4/23	BAL 3 @ WSH 4	James Wood	Tomoyuki Sugano				

LAST TIME IT HAPPENED	
<b>BATTING</b>	
Eutaw St. Home Run	Gunnar Henderson, 8/14/24 vs. WSH (Herz)
Opponent	Trent Grisham, 4/30/25 vs. NYY (Gibson)
Second Deck Home Run in LF at OPACY	Austin Hays, 6/7/22 vs. CHC (Mills)
Opponent	Pete Alonso, 9/2/20 vs. NYM (Means)
Grand Slam	Cedric Mullins, 5/14/25 (G2) vs. MIN (Woods Richardson)
Two Grand Slams in One Game	Reimold, Clevenger, 9/11/15 vs. KC (Herrera, Chamberlain)
Pinch-Hit Home Run	Ramón Laureano, 5/10/25 at LAA (Burke)
Pinch-Hit Walk-Off Home Run	Nolan Reimold, 7/24/16 vs. CLE (Allen)
Pinch-Hit Grand Slam	Dwight Evans, 7/26/91 vs. OAK (Nelson)
Inside the Park Home Run	Jorge Mateo, 8/20/23 at OAK (Sears)
LH & RH Home Run, Same Game	Anthony Santander, 8/7/24 at TOR (Francis, Yarbrough)
Individual 2-Home Run Game	Jackson Holliday, 5/4/25 vs. KC (Lorenzen)
Individual 3-Home Run Game	Ryan Mountcastle, 6/19/21 vs. TOR (Manoah, Kay)
Individual 4-Home Run Game	Never
Home Run in Consecutive Games	Adley Rutschman, 6/4-5 at SEA
Home Run in 3 Consecutive Games	Jackson Holliday, 8/4-7/24 at CLE, at TOR
Home Run in 4 Consecutive Games	Gunnar Henderson, 5/17-20/24 vs. SEA, at STL
Home Run in 5 Consecutive Games	Jonathan Schoop, 7/22-27/18 vs. TOR, BOS, TB
Home Run in 6 Consecutive Games	Chris Davis, 9/26-10/2/12 vs. TOR, BOS, TB
4-Home Run Game, Team	5/4/25 vs. KC
5-Home Run Game, Team	4/19/25 vs. CIN
6-Home Run Game, Team	3/27/25 at TOR
7-Home Run Game, Team	6/2/16 vs. BOS
8+-Home Run Game, Team	6/16/15 vs. PHI (8)
10+-Run Game, Team	3/27/25 at TOR (12)
15+-Run Game, Team	6/20/24 at NYY (17)
20+-Run Game, Team	9/28/00 vs. TOR (23)
Back-to-Back HR	Rutschman/Henderson, 6/5/25 at SEA (6 <sup>th</sup> inning)
Back-to-Back HR to Start First Inning	Mullins/Henderson, 4/19/25 vs. CIN
Back-to-Back-to-Back HR	Schoop/Davis/Mancini, 8/6/17 vs. DET (1 <sup>st</sup> inning)
Back-to-Back-to-Back HR to Start First Inning	Flaherty/Hardy/Markakis, 5/10/12 (G1) vs. TEX
2 Back-to-Back HRS, Same Game	Mullins/Henderson (1 <sup>st</sup> ), Laureano/Westburg (7 <sup>th</sup> ) 4/19/25 vs. CIN
Leadoff Home Run	Jackson Holliday, 5/31/25 vs. CWS (Martin)
Walk-Off Win	Anthony Santander (HR), 9/19/24 vs. SF (Walker)
Walk-Off Home Run	Anthony Santander, 9/19/24 vs. SF (Walker)
Walk-Off Grand Slam	Manny Machado, 8/18/17 vs. LAA (Middleton)
Walk-Off Home Run, Eutaw St.	Rio Ruiz, 8/11/19 vs. HOU (Osuna)
Home Run, 15 <sup>th</sup> Inning or later	Jonathan Villar, 7/25/19 at LAA (Canning)
Home Run, 17 <sup>th</sup> Inning or later	Adam Jones, 5/6/12 at BOS (McDonald)
Home Run by a Pitcher	Zack Britton, 7/3/11 at ATL (Beachy)
2-Home Run Game by a Pitcher	Milt Pappas, 8/27/61 at MIN (Ramos)
Oriole w/ hit a Home Run for 1 <sup>st</sup> ML hit	Connor Norby, 6/4/24 at TOR (Pearson)
Oriole w/ 2 Home Runs in One Inning	Mark Trumbo, 4/15/16 at TEX (7 <sup>th</sup> inning, Pérez, Faulkner)
Oriole w/ 3 Home Runs in Consecutive Innings	Manny Machado, 8/7/16 at CWS (1 <sup>st</sup> , 2 <sup>nd</sup> , 3 <sup>rd</sup> inning, Shields, Albers)
5-Hit Game	Adley Rutschman, 6/21/24 at HOU
6-Hit Game	Cal Ripken, Jr., 6/13/99 at ATL
5-RBI Game	Cedric Mullins, 3/27/25 at TOR
6-RBI Game	Adley Rutschman, 6/9/24 at TB
7-RBI Game	Ryan Mountcastle, 4/11/23 vs. OAK (9)
8-RBI Game	Ryan Mountcastle, 4/11/23 vs. OAK (9)
9-RBI Game	Ryan Mountcastle, 4/11/23 vs. OAK
<b>PITCHING</b>	
Perfect Game	Never
No-Hitter	5/5/21 at SEA (Means)
1-Hitter	5/26/24 at CWS (Bradish, Coulombe, Cano, Kimbrel)
Complete Game	9/23/22 vs. HOU (Kremer)
Shutout	9/23/22 vs. HOU (Kremer)
Team Shutout	5/2/25 vs. KC (Kremer, Cano, Bautista)
Consecutive CG, Pitcher	Sidney Ponson (2), 5/16-22/04
Consecutive Shutouts, Pitcher	Mike Mussina (2), 9/26-10/1/95
Consecutive CG, Team	5/13-14/11 (Guthrie/Bergesen)
Consecutive Shutouts, Team	4/18-19/23 at WSH
10+ Strikeout Game, Pitcher	Charlie Morton (10), 4/3/25 vs. BOS
15+ Strikeout Game, Pitcher	Erik Bedard (15), 7/7/07 at TEX
10+ Strikeout Game, Team	6/7/25 at ATH (14)
15+ Strikeout Game, Team	5/28/25 vs. STL (16)
4+ Strikeouts in an inning	Mike Cuellar (4), 5/29/70 at CAL
Immaculate Inning	Kevin Gausman, 4/23/18 vs. CLE (7 <sup>th</sup> inning)
<b>MISCELLANEOUS</b>	
Hit for the Cycle	Cedric Mullins, 5/12/23 vs. PIT (7 <sup>th</sup> in club history)
Steal of Home	Ryan Mountcastle, 5/30/25 vs. CWS
Position Player to Pitch	Emmanuel Rivera, 5/23/25 at BOS (1.0 IP, 8 H, 8 R, 2 BB, HR)
Triple Play Turned	9/18/22, Bottom 3 <sup>rd</sup> at TOR (Chapman batting/Kremer pitching)
	Scoring: 6-4-3 (Mateo-Vavra-Aguilar)
Manager Ejection	Brandon Hyde, 4/13/25 vs. TOR (18 <sup>th</sup> career)
Player Ejection	Ramón Laureano, 5/14/25 (G1) vs. MIN (7 <sup>th</sup> career)
<b>WINNING SWEEPS</b>	
2-Game, at OPACY	September 26-27, 2023 vs. WSH
2-Game, Road	April 18-19, 2023 at WSH
3-Game, at OPACY	May 30-June 1, 2025 vs. CWS
3-Game, Road	June 3-5, 2025 at SEA
4-Game, at OPACY	July 7-10, 2022 vs. LAA
4-Game, Road	June 7-10, 2024 at TB
Doubleheader	June 25, 2016 vs. TB

2025 OUTFIELD ASSISTS							
Outfielder	1B	2B	3B	HP	TOTAL	ERRORS (F-T)	
Jordyn Adams	-	-	-	-	-	-	
Dylan Carlson	-	2	-	1	3	-	
Colton Cowser	-	-	-	-	-	-	
Cooper Hummel	-	-	-	-	-	-	
Heston Kjerstad	-	4	-	-	4	-	
Ramón Laureano	-	3	-	1	4	2 (1-1)	
Jorge Mateo	-	-	-	-	-	1 (1-0)	
Cedric Mullins	-	-	-	-	-	2 (1-1)	
Ryan O’Hearn	-	-	-	-	-	-	
Tyler O’Neill	1	3	-	1	5	1 (1-0)	
Team Totals	1	12	-	3	16	6 (4-2)	





2025 CATCHING BREAKDOWN							
	Errors		SB	Pick-offs			
Catcher	F-T-C	PB	CCS-ATT	1B-2B-3B	Inn.	ERA	W-L (GS)
Maverick Handley	0-0-1	0	0-11	0-0-0	110.0	4.58	6-6
Adley Rutschman	0-2-0	1	7-36	0-1-0	354.1	5.23	18-23
Gary Sánchez	0-0-0	1	0-2	1-0-0	77.0	5.03	2-7
Chadwick Tromp	0-0-0	0	0-0	0-0-0	10.0	6.30	0-1
Totals	0-2-1	2	7-49	1-1-0	551.1	5.09	26-37

SCORING BY INNING											
	1	2	3	4	5	6	7	8	9	Extras	Totals
OPPONENTS	46	35	42	36	39	23	33	50	23	3	330
ORIOLES	24	28	38	21	28	32	29	27	13	5	245

ORIOLES WHO MADE THEIR MAJOR LEAGUE DEBUT IN 2025			
DATE	PLAYER	STATS	NOTES
5/27 vs. STL	Yaramil Hiraldo	1.1 IP, 1 H, 1 K	Entered in 8 <sup>th</sup>
5/18 vs. WSH	Kade Strowd	1.0 IP, 2 H, R, ER, K	Entered in 9 <sup>th</sup>
4/29 vs. NYY	Maverick Handley	0-2, 2 K	Def. in 6 <sup>th</sup>
4/26 (G2) at DET	Grant Wolfram	0.1 IP, 1 H, 1 BB	Final out of 7 <sup>th</sup>
4/19 vs. CIN	Brandon Young	ND: 4.0+ IP, 7 H, 3 R, 3 ER, 3 BB, 3 K, HR	Game Started
3/30 at TOR	Tomoyuki Sugano	L: 4.0 IP, 4 H, 2 R, 2 ER, 2 BB, 1 K	Game Started

2025 SCHEDULE

	DATE	OPP.	W-L	SCORE	WP/LP/SV	REC	POS	GA/GB	ATT.
1	3/27	at TOR	W	12-2	Eflin/Berrios	1-0	T-1 <sup>st</sup>	+0.5	40,734
2	3/28	at TOR	L	8-2	Gausman/Morton	1-1	T-3 <sup>rd</sup>	-0.5	26,289
3	3/29	at TOR	W	9-5	Kremer/Lovelady	2-1	2 <sup>nd</sup>	-0.5	27,005
4	3/30	at TOR	L	3-1	Bassitt/Sugano/Hoffman	2-2	3 <sup>rd</sup>	-1.5	21,069
5	3/31	vs. BOS	W	8-5	Dominguez/Newcomb	3-2	3 <sup>rd</sup>	-1.0	45,002*
MARCH TOTALS: 3-2			TEAM ERA: 4.60		TEAM AVG: .305				
	4/1	OFF DAY				3-2	4 <sup>th</sup>	-1.0	
6	4/2	vs. BOS	L	3-0	Crochet/Eflin/Chapman	3-3	4 <sup>th</sup>	-1.5	18,146
7	4/3	vs. BOS	L	8-4	Kelly/Morton	3-4	T-4 <sup>th</sup>	-2.0	16,656
8	4/4	at KC	L	8-2	Lugo/Kremer	3-5	5 <sup>th</sup>	-2.5	14,196
9	4/5	at KC	W	8-1	Sugano/Wacha	4-5	5 <sup>th</sup>	-2.5	14,383
10	4/6	at KC	L	4-1	Bubic/Povich/Estévez	4-6	5 <sup>th</sup>	-2.5	19,098
11	4/7	at AZ	W	5-1	Eflin/Gallen	5-6	T-4 <sup>th</sup>	-1.5	20,333
12	4/8	at AZ	L	4-3	Kelly/Morton/Martinez	5-7	4 <sup>th</sup>	-2.0	23,843
13	4/9	at AZ	L	9-0	Pfaadt/Kremer	5-8	5 <sup>th</sup>	-2.5	22,411
	4/10	OFF DAY				5-8	5 <sup>th</sup>	-2.5	
	4/11	vs. TOR	**POSTPONED**		Rescheduled for 7/29 (DH)		5-8	5 <sup>th</sup>	-2.5
14	4/12	vs. TOR	W	5-4	Baker/Francis/Bautista	6-8	T-4 <sup>th</sup>	-2.0	22,130
15	4/13	vs. TOR	L	7-6	Hoffman/Bowman	6-9	5 <sup>th</sup>	-2.5	27,193
	4/14	OFF DAY				6-9	5 <sup>th</sup>	-2.5	
16	4/15	vs. CLE	L	6-3	Allen/Morton/Clase	6-10	5 <sup>th</sup>	-3.5	14,203
17	4/16	vs. CLE	W	9-1	Kremer/Williams	7-10	5 <sup>th</sup>	-3.5	13,964
18	4/17	vs. CLE	W	6-2	Sugano/Bibee	8-10	4 <sup>th</sup>	-3.5	16,201
19	4/18	vs. CIN	L	8-3	Abbott/Povich	8-11	4 <sup>th</sup>	-4.5	42,587*
20	4/19	vs. CIN	W	9-5	Dominguez/Greene/Bautista	9-11	4 <sup>th</sup>	-3.5	28,534
21	4/20	vs. CIN	L	24-2	Rogers/Morton/Wynne	9-12	4 <sup>th</sup>	-4.5	19,053
	4/21	OFF DAY				9-12	4 <sup>th</sup>	-4.0	
22	4/22	at WSH	L	7-0	Parker/Kremer	9-13	4 <sup>th</sup>	-4.0	29,504
23	4/23	at WSH	L	4-3	López/Soto/Finnegan	9-14	5 <sup>th</sup>	-5.0	22,246
24	4/24	at WSH	W	2-1	Povich/Gore/Bautista	10-14	5 <sup>th</sup>	-4.5	23,058
	4/25	at DET	**POSTPONED**		Rescheduled for 4/26 (DH)		10-14	5 <sup>th</sup>	-4.0
25	4/26-1	at DET	L	4-3	Mize/Young/Vest	10-15			28,509
26	4/26-2	at DET	L	6-2	Hurter/Morton	10-16	5 <sup>th</sup>	-5.0	21,422
27	4/27	at DET	L	7-0	Skubal/Kremer	10-17	5 <sup>th</sup>	-6.5	28,613
28	4/28	vs. NYY	W	4-3	Sugano/Warren/Bautista	11-17	5 <sup>th</sup>	-5.5	22,775
29	4/29	vs. NYY	L	15-3	Rodón/Gibson	11-18	5 <sup>th</sup>	-6.5	22,164
30	4/30	vs. NYY	W	5-4	Baker/Carrasco/Bautista	12-18	5 <sup>th</sup>	-5.5	22,381
APRIL TOTALS: 9-16			TEAM ERA: 5.64		TEAM AVG: .206				
	5/1	OFF DAY				12-18	5 <sup>th</sup>	-5.5	
31	5/2	vs. KC	W	3-0	Kremer/Wacha/Bautista	13-18	5 <sup>th</sup>	-5.5	26,364
32	5/3	vs. KC	L	4-0	Bubic/Sugano	13-19	5 <sup>th</sup>	-5.5	19,348
33	5/4	vs. KC	L	11-6	Zerpa/Cano	13-20	5 <sup>th</sup>	-5.5	31,956
	5/5	OFF DAY				13-20	5 <sup>th</sup>	-5.0	
34	5/6	at MIN	L	9-1	López/Povich	13-21	5 <sup>th</sup>	-6.0	19,779
35	5/7	at MIN	L	5-2	Coulombe/Morton/Duran	13-22	5 <sup>th</sup>	-7.0	16,417
36	5/8	at MIN	L	5-2	Jax/Cano/Duran	13-23	5 <sup>th</sup>	-7.5	17,410
37	5/9	at LAA	W	4-1	Sugano/Hendricks/Bautista	14-23	5 <sup>th</sup>	-7.5	30,778
38	5/10	at LAA	L	5-2	Kochanowicz/Gibson	14-24	5 <sup>th</sup>	-7.5	27,975
39	5/11	at LAA	W	7-3	Eflin/Ty. Anderson	15-24	5 <sup>th</sup>	-8.0	29,460
	5/12	OFF DAY				15-24	5 <sup>th</sup>	-8.0	
	5/13	vs. MIN	**POSTPONED**		Rescheduled for 5/14 (DH)		15-24	5 <sup>th</sup>	-7.5
40	5/14-1	vs. MIN	L	6-3	Stewart/Kremer/Duran	15-25	5 <sup>th</sup>	-8.5	
41	5/14-2	vs. MIN	L	8-6	Funderburk/Cano/Sands	15-26	5 <sup>th</sup>	-9.0	10,169
42	5/15	vs. MIN	L	4-0	Paddock/Sugano	15-27	5 <sup>th</sup>	-9.5	30,926
43	5/16	vs. WSH	L	4-3	López/Bautista/Finnegan	15-28	5 <sup>th</sup>	-10.5	21,171
44	5/17	vs. WSH	L	10-6	Irvin/Gibson	15-29	5 <sup>th</sup>	-10.5	28,208
45	5/18	vs. WSH	L	10-4	Soroka/Eflin	15-30	5 <sup>th</sup>	-11.5	37,264
46	5/19	at MIL	L	5-4	Uribe/Cano/Megill	15-31	5 <sup>th</sup>	-12.0	22,319
47	5/20	at MIL	L	5-2	Henderson/McDermott/Uribe	15-32	5 <sup>th</sup>	-13.0	22,778
48	5/21	at MIL	W	8-4	Baker/Alexander	16-32	5 <sup>th</sup>	-13.0	30,554
	5/22	at BOS	**POSTPONED**		Rescheduled for 5/23 (DH)		16-32	5 <sup>th</sup>	-13.5
49	5/23-1	at BOS	L	19-5	Whitlock/Dominguez	16-33	5 <sup>th</sup>	-14.0	31,150
	5/23-2	at BOS	**POSTPONED**		Rescheduled for 5/24 (DH)		16-33	5 <sup>th</sup>	-13.5
50	5/24-1	at BOS	L	6-5	Weissert/Soto	16-34	5 <sup>th</sup>	-14.5	30,958
51	5/24-2	at BOS	W	2-1	Kittredge/Bernardino/Dominguez	17-34	5 <sup>th</sup>	-14.0	34,604
52	5/25	at BOS	W	5-1	Kremer/Buehler	18-34	5 <sup>th</sup>	-14.0	36,824
53	5/26	vs. STL	W	5-2	Morton/Fedde/Bautista	19-34	5 <sup>th</sup>	-14.0	21,717
54	5/27	vs. STL	L	7-4	Matz/Baker/Helsley	19-35	5 <sup>th</sup>	-15.0	13,779
55	5/28	vs. STL	L	6-4	King/Povich/Helsley	19-36	5 <sup>th</sup>	-16.0	14,491
	5/29	OFF DAY				19-36	5 <sup>th</sup>	-16.0	
56	5/30	vs. CWS	W	2-1	Eflin/Burke/Bautista	20-36	5 <sup>th</sup>	-15.0	22,108
57	5/31	vs. CWS	W	4-2	Kremer/Martin/Bautista	21-36	5 <sup>th</sup>	-14.0	23,470
MAY TOTALS: 9-18			TEAM ERA: 5.21		TEAM AVG: .250				
58	6/1	vs. CWS	W	3-2	Morton/Houser/Baker	22-36	5 <sup>th</sup>	-14.0	33,037
	6/2	OFF DAY				22-36	5 <sup>th</sup>	-14.0	
59	6/3	at SEA	W	5-1	Sugano/Kirby	23-36	5 <sup>th</sup>	-14.0	21,089
60	6/4	at SEA	W	3-2	Cano/Vargas/Bautista	24-36	5 <sup>th</sup>	-13.0	19,231
61	6/5	at SEA	W	4-3	Eflin/Woo/Baker	25-36	5 <sup>th</sup>	-13.0	27,887
62	6/6	at ATH	L	5-4	Sears/Kremer/Miller	25-37	5 <sup>th</sup>	-14.0	8,424
63	6/7	at ATH	W	7-4	Akin/Severino/Bautista	26-37	5 <sup>th</sup>	-13.0	9,185
64	6/8	at ATH	4:05 PM	MASN2					
	6/9	OFF DAY							
65	6/10	vs. DET	6:35 PM	MASN2					
66	6/11	vs. DET	6:35 PM	MASN2					
67	6/12	vs. DET	6:35 PM	MASN2					
68	6/13	vs. LAA	7:05 PM	Apple TV+					
69	6/14	vs. LAA	4:05 PM	MASN					
70	6/15	vs. LAA	1:35 PM	MASN					
71	6/16	at TB	7:35 PM	MASN2					
72	6/17	at TB	7:35 PM	MASN2					
73	6/18	at TB	7:35 PM	MASN2					
74	6/19	at TB	7:35 PM	MASN2					
75	6/20	at NYY	7:05 PM	MASN					
76	6/21	at NYY	1:05 PM	MASN					
77	6/22	at NYY	11:35 AM	Roku					
78	6/23	vs. TEX	6:35 PM	MASN					
79	6/24	vs. TEX	6:35 PM	MASN					
80	6/25	vs. TEX	6:35 PM	MASN					
	6/26	OFF DAY							
81	6/27	vs. TB	7:05 PM	Apple TV+					
82	6/28	vs. TB	4:05 PM	MASN					
83	6/29	vs. TB	1:35 PM	MASN					
84	6/30	at TEX	8:05 PM	MASN					
JUNE TOTALS: 5-1			TEAM ERA: 2.72		TEAM AVG: .253				
85	7/1	at TEX	8:05 PM	MASN					
86	7/2	at TEX	8:05 PM	MASN					
	7/3	OFF DAY							
87	7/4	at ATL	7:15 PM	MASN					
88	7/5	at ATL	4:10 PM	MASN2					
89	7/6	at ATL	11:35 AM	Roku					
	7/7	OFF DAY							
90	7/8	vs. NYM	6:35 PM	MASN					
91	7/9	vs. NYM	7:05 PM	MASN					
92	7/10	vs. NYM	1:05 PM	MASN					

	DATE	OPP.	W-L	SCORE	WP/LP/SV	REC	POS	GA/GB	ATT.
93	7/11	vs. MIA	7:05 PM	MASN					
94	7/12	vs. MIA	4:05 PM	MASN					
95	7/13	vs. MIA	1:35 PM	MASN					
	7/14	Home Run Derby (Truist Park - Atlanta, GA)							
	7/15	MLB All-Star Game (Truist Park - Atlanta, GA)							
	7/16-17	All-Star Break							
96	7/18	at TB	7:35 PM	MASN2					
97	7/19	at TB	7:05 PM	MASN2					
98	7/20	at TB	12:10 PM	MASN2					
99	7/21	at CLE	6:40 PM	MASN2					
100	7/22	at CLE	6:40 PM	MASN2					
101	7/23	at CLE	6:40 PM	MASN2					
102	7/24	at CLE	1:10 PM	MASN					
103	7/25	vs. COL	7:05 PM	MASN					
104	7/26	vs. COL	7:05 PM	MASN					
105	7/27	vs. COL	1:35 PM	MASN					
106	7/28	vs. TOR	6:35 PM	MASN					
107	7/29-1	vs. TOR	12:35 PM	MASN					
108	7/29-2	vs. TOR	6:35 PM	MASN					
109	7/30	vs. TOR	12:35 PM	MASN					
JULY TOTALS:		0-0		TEAM ERA: ---		TEAM AVG: ---			
110	8/1	at CHC	2:20 PM	MASN2					
111	8/2	at CHC	2:20 PM	MASN2   FS1*					
112	8/3	at CHC	2:20 PM	MASN2					
113	8/4	at PHI	6:45 PM	MASN					
114	8/5	at PHI	6:45 PM	MASN					
115	8/6	at PHI	12:35 PM	MASN					
	8/7	OFF DAY							
116	8/8	vs. ATH	7:05 PM	MASN					
117	8/9	vs. ATH	7:05 PM	MASN					
118	8/10	vs. ATH	1:35 PM	MASN					
	8/11	OFF DAY							
119	8/12	vs. SEA	6:35 PM	MASN					
120	8/13	vs. SEA	6:35 PM	MASN					
121	8/14	vs. SEA	1:05 PM	MASN2					
122	8/15	at HOU	8:10 PM	MASN2					
123	8/16	at HOU	7:10 PM	MASN2					
124	8/17	at HOU	2:10 PM	MASN					
125	8/18	at BOS	7:10 PM	MASN					
126	8/19	at BOS	7:10 PM	MASN					
	8/20	OFF DAY							
127	8/21	vs. HOU	7:15 PM	FOX					
128	8/22	vs. HOU	7:05 PM	MASN					
129	8/23	vs. HOU	7:05 PM	MASN					
130	8/24	vs. HOU	1:35 PM	MASN					
131	8/25	vs. BOS	6:35 PM	MASN					
132	8/26	vs. BOS	6:35 PM	MASN					
133	8/27	vs. BOS	6:35 PM	MASN					
134	8/28	vs. BOS	1:05 PM	MASN					
135	8/29	at SF	10:15 PM	MASN2					
136	8/30	at SF	7:15 PM	FOX					
137	8/31	at SF	4:05 PM	MASN2					
AUGUST TOTALS:		0-0		TEAM ERA: ---		TEAM AVG: ---			
138	9/1	at SD	6:40 PM	MASN2					
139	9/2	at SD	9:40 PM	MASN2					
140	9/3	at SD	4:10 PM	MASN2					
	9/4	OFF DAY							
141	9/5	vs. LAD	7:05 PM	MASN					
142	9/6	vs. LAD	7:05 PM	MASN					
143	9/7	vs. LAD	1:35 PM	MASN					
	9/8	OFF DAY							
144	9/9	vs. PIT	6:35 PM	MASN					
145	9/10	vs. PIT	6:35 PM	MASN					
146	9/11	vs. PIT	1:05 PM	MASN					
147	9/12	at TOR	7:07 PM	MASN2					
148	9/13	at TOR	3:07 PM	MASN2					
149	9/14	at TOR	1:37 PM	MASN2					
150	9/15	at CWS	7:40 PM	MASN2					
151	9/16	at CWS	7:40 PM	MASN2					
152	9/17	at CWS	2:10 PM	MASN2					
153	9/18	vs. NYY	7:15 PM	FOX					
154	9/19	vs. NYY	7:05 PM	MASN					
155	9/20	vs. NYY	7:05 PM	MASN					
156	9/21	vs. NYY	1:35 PM	MASN					
	9/22	OFF DAY							
157	9/23	vs. TB	6:35 PM	MASN2					
158	9/24	vs. TB	6:35 PM	MASN2   FS1*					
159	9/25	vs. TB	1:05 PM	MASN					
160	9/26	at NYY	7:05 PM	MASN					
161	9/27	at NYY	1:05 PM	MASN					
162	9/28	at NYY	3:05 PM	MASN					
SEPTEMBER TOTALS:		0-0		TEAM ERA: ---		TEAM AVG: ---			
*Indicates home sellout									
^Indicates out-of-market broadcast									
Pitchers in CAPS indicates complete game									
All times listed are Eastern									
MASN and MASN2 games can also be streamed locally via <a href="#">MASN+</a>									
All games broadcast on the Orioles Radio Network and 98 Rock 97.9 FM/HD2 & WBAL NewsRadio 1090 AM/101.5 FM									
<div><div></div><div></div></div> <div><div></div><div></div></div>									
DELAYS & POSTPONEMENTS									
DATE	OPPONENT (Reason)			TIME (Delay)		RESULT			
5/28	vs. STL (rain)			0:31 (top 1 <sup>st</sup> )		L, 6-4			
5/24 (G1)	at BOS (rain)			0:26 (top 1 <sup>st</sup> )		L, 6-5			
5/23 (G2)	at BOS (rain)			Postponed		Rescheduled for a DH on 5/23			
5/22	at BOS (rain)			Postponed		Rescheduled for a DH on 5/23			
5/16	vs. WSH (inclement weather)			0:12 (top 1 <sup>st</sup> )		L, 4-3			
5/13	vs. MIN (inclement weather)			Postponed		Rescheduled for a DH on 5/14			
5/3	vs. KC (rain)			0:57 (top 2 <sup>nd</sup> )		L, 4-0			
4/25	at DET (inclement weather)			Postponed		Rescheduled for a DH on 4/26			
4/11	vs. TOR (rain)			Postponed		Rescheduled for a DH on 7/29			
TOTAL TIME OF DELAYS: 2:06 (21:58 in 2024)									
COLDEST GAME TIME TEMPERATURE: 45 degrees, April 5 at Kansas City (W, 8-1)									
WARMEST GAME TIME TEMPERATURE: 89 degrees, 2x. last: May 11 at Los Angeles-AL (W, 7-3)									