

BALTIMORE ORIOLES (71-80) at CHICAGO WHITE SOX (57-95)

RHP Tyler Wells (1-0, 2.31) vs. LHP Martín Pérez (1-5, 3.27)

Wednesday, September 17, 2025 • 2:10 p.m. ET • Rate Field • Chicago, IL

TV: MASN2 • Radio: 98 Rock 97.9 FM/HD2 & WBAL NewsRadio 1090 AM/101.5 FM

Game No. 152

Road Game No. 78

| O's AT A GLANCE | |
|-----------------------------|---------|
| Overall | 71-80 |
| Home | 36-38 |
| Road | 35-42 |
| Day | 33-32 |
| Night | 38-48 |
| Current Streak | W2 |
| Last 5 Games | 2-3 |
| Last 10 Games | 6-4 |
| March | 3-2 |
| April | 9-16 |
| May | 9-18 |
| June | 16-11 |
| July | 13-12 |
| August | 11-17 |
| September | 10-4 |
| vs. LHSP | 21-23 |
| vs. RHSP | 50-57 |
| Series Opener | 25-24 |
| Series Opener at Home | 14-10 |
| Series Opener on Road | 11-14 |
| By Series | 17-27-4 |
| By Home Series | 11-12-1 |
| By Road Series | 6-15-3 |
| Rubber Games | 8-15 |
| Sweeps/Were Swept | 7-6 |
| Scored First | 47-26 |
| Opponent Scored First | 24-54 |
| 1-run games | 26-23 |
| Comeback Wins | 31-37 |
| Last AB Wins | 11-16 |
| Walkoff Wins | 5-4 |
| Extra Innings | 6-5 |
| Led After 6 | 55-9 |
| Led After 7 | 60-10 |
| Led After 8 | 66-3 |
| Tied After 6 | 9-10 |
| Tied After 7 | 6-7 |
| Tied After 8 | 4-6 |
| Behind After 6 | 7-61 |
| Behind After 7 | 5-63 |
| Behind After 8 | 1-71 |
| vs. AL Teams | 47-56 |
| vs. AL East | 19-23 |
| vs. AL Central | 11-19 |
| vs. AL West | 17-14 |
| vs. NL Teams | 24-24 |
| vs. NL East | 8-10 |
| vs. NL Central | 7-8 |
| vs. NL West | 9-6 |
| Hit 0 HR | 13-36 |
| Hit 1+ HR | 58-44 |
| Hit 2+ HR | 29-18 |
| Scored 3 or Fewer Runs | 17-57 |
| Scored 4 or More Runs | 54-23 |
| Allowed 3 or Fewer Runs | 56-8 |
| Allowed 4 or More Runs | 15-72 |
| More Hits than Opponent | 46-13 |
| Fewer Hits than Opponent | 22-63 |
| Committed No Errors | 52-39 |
| Committed 1 or More Errors | 19-41 |
| Starter Goes at least 5 inn | 59-42 |
| Starter Goes at least 6 inn | 38-17 |
| Starter Goes at least 7 inn | 17-5 |

BIRDLAND BITES: The Orioles conclude their penultimate road trip of the year this afternoon, a six-game swing against the Blue Jays (0-3) and White Sox (2-0, 1 to play)...Baltimore is in the midst of 13 games in as many days with the club's next scheduled off day on Monday, September 22.

👉 With a win today, the Birds can sweep the Sox in a season series for the first time in franchise history (since 1954)...Baltimore's highest winning percentage in a season opposite Chicago came in 1978 (.889, 8-1)...Baltimore has won each of its last seven games in Chicago, tied for the longest stretch in franchise record (since 1954), along with streaks from May 8, 1987-April 29, 1988, and September 21, 1968-September 1, 1969.

👉 A victory this afternoon would mark the O's eighth series sweep of the year...Four of Baltimore's seven sweeps have come on the road (3 G, 6/3-5 at SEA; 3 G, 7/4-6 at ATL; 2 G, 8/18-19 at BOS; 3 G, 9/1-3 at SD).

👉 **Coby Mayo** has reached base multiple times in a career-best four straight games, going 6-for-13 (.462) with one double, two home runs, and three walks during that stretch.

👉 Oriole starters have allowed two earned runs or fewer in eight straight games since September 9, posting a 1.84 ERA (9 ER/44.0 IP).

👉 The Birds tallied 13 base knocks in yesterday's win, snapping a season-high streak of 11 straight games without double-digit hits...The O's registered seven extra-base hits (4 2B, 3B, 2 HR), one shy of their most on the road this season (8 XBH, 8/30 at SF).

👉 **Dean Kremer** (2 WP), **Yaramil Hiraldo** (1 WP), and **Chayce McDermott** (2 WP), combined to throw a franchise-record five wild pitches, surpassing the previous high of four (6x, last: 7/1/25 at TEX)...The O's became the first club to uncork five wild pitches since the Pirates (also 5 WP) on May 21, 2023 vs. Arizona.

👉 Baltimore wins last night by both the Astros and Mariners, the Orioles were officially eliminated from playoff contention.

HOLLIDAY SEASON: **Jackson Holliday** is batting .349/.474/.540 (22-for-63) with four doubles, one triple, two home runs, six RBI, five steals, and 15 walks against 13 strikeouts during his career-high 17-game on-base streak (also 6/14-30)...Prior to ending yesterday, Holliday had hit safely in 11 straight road games, marking the longest road hitting streak by an Orioles player age 21 or younger in club history (since 1954), per *Stats Perform*.

👉 Since his 17-game on-base streak began on August 28, his .474 on-base percentage is second highest in the majors behind NYY's Aaron Judge (.531 OBP), while his 15 walks are tied for fourth most.

👉 He paces the Birds with 17 home runs, one ahead of **Gunnar Henderson** (16 HR)...The only Oriole under 22 years old to finish the season leading the club in homers is **Eddie Murray** (27 HR, 1977).

👉 Holliday's 17 long balls are the fifth most by an Oriole in their age-21 season or younger (as of age of July 1 of season) in team history (since 1954), trailing **Cal Ripken, Jr.** (28 HR, 1982), **Eddie Murray** (27 HR, 1977), **Boog Powell** (25 HR, 1963), and **Curt Blefary** (22 HR, 1965), per *Stats Perform*.

👉 Baltimore has not had a player fail to reach the 20 home run mark since 2001, when **Jay Gibbons** and **Chris Richard** each paced the club with 15 homers apiece...Only five teams in Orioles history (since 1954) have not had a player hit 20+ homers ('01, '74, '57, '55, '54).

LEAVE IT TO BEAVERS: **Dylan Beavers** has reached base safely in 21 of his first 26 career games since August 16, ranking among AL leaders in on-base percentage (6th, .420) and walks (T-6th, 20).

👉 His 20 walks are tied with **Glenn Gulliver** (20 BB, 1982) for the most in O's history (since 1954) through a player's first 26 career games...The club record through 27 games is currently held by Gulliver (21 BB).

👉 He has reached base safely 42 times to begin his career, third most through a player's first 26 career games in team history (since 1954) behind **Billy Ripken** (46 TOB, 1987) and **Curtis Goodwin** (43 TOB, 1995).

👉 Since making his debut, he's averaging 4.45 pitches per plate appearance, fourth most in MLB (min. 100 PA) behind SD's Jake Cronenworth/LAA's Mike Trout (both 4.65 P/PA) and DET's Gleyber Torres (4.63 P/PA).

ACTION JACKSON: Since making his MLB debut on August 1, **Jeremiah Jackson** leads all Oriole hitters with 69 total bases, ahead of **Gunnar Henderson** (57 TB).

👉 He ranks among all qualified MLB rookies since debuting in triples (T-3rd, 2), hits (T-4th, 42), total bases (T-4th), extra-base hits (T-5th, 15), doubles (T-5th, 8), RBI (T-8th, 20), batting average (9th, .290), and slugging percentage (9th, .476).

PATIENT APPROACH: Since August 30, the Orioles have drawn 4+ walks in 12 of 16 contests, the most such games in MLB during that period ahead of the Phillies (11 G)...The Birds are averaging an MLB-best 4.13 pitches per plate appearance during this period, second most in the majors behind the Angels (4.15).

IT TAKES A VILLAGE: Baltimore has used a franchise record 68 players this season, surpassing the previous team record held by the 2021 Orioles (62 players)...The 68 players used are tied for the MLB lead with the Braves.

👉 The O's have used 39 different pitchers this year (including position players), second most in a season in franchise history (since 1954) behind the 2021 Orioles (42).

👉 The Orioles have had 34 different position players appear in a game, the most by a major league team since 2022 (37, SF; 34, LAA, OAK, PIT) and tied for the most in a season in franchise history with 1955.

👉 The Orioles have had 23 players hit a home run for the team, breaking the team record (since 1954)...That's the most players to homer by one MLB team since 2024 (SF, 23).

👉 Baltimore has had 19 players steal a base, breaking the O's record.

👉 The Birds have used seven different players at catcher, setting the franchise record...The last MLB club to use at least seven catchers in a single season was the 2023 Cleveland Guardians (also 7)...The last to use eight were the 2022 Pirates.

IF THE SOX FIT: Baltimore and Chicago conclude their six-game season series today...The O's swept the Sox at Oriole Park at Camden Yards from May 30-June 1.

👉 The Birds are 11-1 against the Sox since May 23, 2024 and own an 20-5 (.800) mark against Chicago since 2022...The .800 winning percentage is the highest clip by any club against the White Sox during that period (min. 15 G), ahead of the Rangers (.769, 20-6).

👉 **Ryan Mountcastle** has hit safely in six straight against Chicago and reached base safely in each of his last nine since August 28, 2023, slashing .361/.410/.444 (13-for-32) with three doubles.

| O's vs. WHITE SOX | |
|--------------------------------|-------------------------------|
| Current Streak | W5 |
| 2025 Record | 5-0 |
| at Oriole Park at Camden Yards | 3-0 |
| at Rate Field | 2-0 |
| All-Time <i>(since 1954)</i> | 426-396-4 |
| at Home | 228-181-4 |
| on Road | 198-215 |
| 2025 Schedule | |
| Date | Score |
| 5/30 | W, 2-1 Eflin/Burke/Bautista |
| 5/31 | W, 4-2 Kremer/Martin/Bautista |
| 6/1 | W, 3-2 Morton/Houser/Baker |
| 9/15 | W, 4-1 Bradish/Wilson/Enns |
| 9/16 | W, 8-7 Kremer/Smith/Akin |
| 9/17 | 2:10 p.m. ET |
| Indicates Home | |

| O's ON THE ROAD | |
|------------------|------------------------|
| Record | 35-42 |
| Team AVG/OBP/SLG | .232/.302/.373 |
| Fielding Errors | 50 |
| Team ERA | 4.66 (344 ER/663.2 IP) |
| Starters ERA | 4.47 (195 ER/393.0 IP) |
| Bullpen ERA | 4.95 (149 ER/270.2 IP) |
| Saves/Opps | 19/29 |
| Best Road Trip | .800 (4-1), 8/15-19 |
| Worst Road Trip | .167 (1-5), 4/22-27 |

| LET'S GO STREAKING | |
|------------------------------------|------|
| Longest Active On-Base Streaks, AL | |
| 1. Bo Bichette (TOR) | 20 G |
| 2. Isaac Paredes (HOU) | 18 G |
| 3. Jackson Holliday (BAL) | 17 G |
| 4. Cal Raleigh (SEA) | 15 G |
| 5. Three players tied | 13 G |

| PATIENCE IS A VIRTUE | |
|---------------------------------|----|
| Most Walks Since August 17, AL | |
| 1. Aaron Judge (NYY) | 30 |
| 2. Jackson Holliday (BAL) | 24 |
| 3. Wyatt Langford (TEX) | 23 |
| 4. Gleyber Torres (DET) | 22 |
| 5. Dylan Beavers (BAL) | 20 |

| TIGHT SQUEEZE | |
|--|--------------|
| Most One-Run Games Since the All-Star Break (7/18) | |
| 1. Baltimore Orioles | 27 G (14-13) |
| 2. Chicago Cubs | 20 G (11-9) |
| Cleveland Guardians | 20 G (13-7) |
| 4. Seattle Mariners | 19 G (11-8) |
| 5. Tampa Bay Rays | 18 G (8-10) |

| UPCOMING MILESTONES | |
|---------------------|------------------|
| Dylan Carlson | 5 RBI shy of 200 |
| Gunnar Henderson | 1 2B shy of 100 |
| Jackson Holliday | 4 R shy of 100 |
| Ryan Mountcastle | 4 HR shy of 100 |

| THIS DATE IN O'S HISTORY | |
|--|--|
| September 17, 2013 - Chris Davis' 51 st home run of the season – a new club record – ties the game and the Orioles go on to beat the Red Sox, 3-2, at Fenway Park. Davis finishes with 53 homers and leads the majors in homers and RBI (138). | |
| September 17, 2023 - Moments after Adam Frazier's two-out single in the bottom of the ninth ties the Rays, the Orioles clinch a Postseason berth for the first time in seven years when Texas loses to Cleveland. | |

| UPCOMING SCHEDULE | | | | | |
|---|-------------|--------------|----------------------------------|--------------------------------|------|
| DATE | OPPONENT | TIME | ORIOLES STARTER | OPPONENT STARTER | TV |
| September 18 | NEW YORK-AL | 7:15 p.m. ET | LHP Cade Povich (3-7, 5.05) | LHP Max Fried (17-5, 3.03) | FOX |
| September 19 | NEW YORK-AL | 7:05 p.m. ET | LHP Trevor Rogers (8-2, 1.43) | RHP Will Warren (8-7, 4.44) | MASN |
| September 20 | NEW YORK-AL | 7:05 p.m. ET | RHP Tomoyuki Sugano (10-8, 4.39) | LHP Carlos Rodón (16-9, 3.11) | MASN |
| September 21 | NEW YORK-AL | 1:35 p.m. ET | RHP Kyle Bradish (1-1, 2.45) | RHP Cam Schlichter (3-3, 3.41) | MASN |
| MASN and MASN2 games can also be streamed locally via MASN+ ...All games broadcast on the Orioles Radio Network and 98 Rock 97.9 FM/HD2 & WBAL NewsRadio 1090 AM/101.5 FM | | | | | |

#68 TYLER WELLS RHP



1-0, 2.31 ERA

HT: 6-8 WT: 260

DOB: 8/26/94 Age: 31

Bats: R Throws: R

| PITCH TYPE (2025) | USAGE | AVG. VELOCITY |
|-------------------|-------------|---------------|
| Fastball | 35.1% | 92.9 mph |
| Changeup | 20.7% | 86.5 mph |
| Slider | 19.5% | 86.8 mph |
| Cutter..... | 17.2% | 90.0 mph |
| Curveball | 7.5% | 79.9 mph |

QUICK HITS: Set to make his third start of the 2025 campaign...Made his season debut on September 2 at San Diego, his first MLB appearance since April 12, 2024 vs. Milwaukee (508 days)...Made six starts during his rehab stint between Triple-A Norfolk (5 G) and Double-A Chesapeake (1 G), going 1-2 with a 2.49 ERA (7 ER/25.1 IP)...In three starts last season, went 0-2 with a 5.87 ERA (10 ER/15.1 IP)...Was placed on the 15-day Injured List with right elbow inflammation on April 16, 2024, retroactive to April 13, and transferred to the 60-day Injured List on June 19 after undergoing right elbow UCL surgery.

LAST TIME OUT: Did not factor in the decision on September 10 vs. Pittsburgh after allowing one run on one hit (1 HR) and one walk with a season-high six strikeouts in a season-high 6.2 innings...Marked his fourth career start allowing one or fewer hits (last: 1 H, 7/23/23 at TB)...Threw 89 pitches, 60 strikes.

⚡ Opposing left-handed batters were 1-for-9 off Wells in the outing, with Spencer Horwitz tallying the only hit for the Pirates, a solo shot in the fourth inning...Right-handed batters were 0-for-12 with four strikeouts.

⚡ The home run allowed to Horwitz came on his cutter, the first home run he's allowed on that pitch since Joey Bart took it deep on April 6, 2024 at Pittsburgh.

SOUTHSIDE SHOWDOWN: Is 0-1 with a 6.14 ERA (5 ER/7.1 IP), 1.09 WHIP, and seven strikeouts against two walks in two career games (1 GS) against the White Sox...Did not factor in the decision in his last start on April 14, 2023 in Chicago after allowing three runs on five hits (1 HR) and one walk with three strikeouts in 5.1 innings...Left the game with two runners on, who were stranded by **Mike Baumann**...Threw 85 pitches, 55 strikes.

⚡ Is 7-4 with a 3.31 ERA (31 ER/84.1 IP), 0.98 WHIP, and 65 strikeouts against 19 walks in 23 games (13 GS) versus AL Central foes.

MIXING IT UP: Over his first two starts this season, Wells has utilized his fastball at a 35.1 percent rate, holding the opposition to a .133 (2-for-15) clip on the pitch...Both hits he's allowed on his fastball this season have gone for extra bases (2B, HR).

⚡ The opposition is a combined 4-for-25 (.160) on fastball variations compared to 2-for-8 (.250) on his breaking pitches...Opposing hitters are 0-for-8 with a strikeout on his changeup.

⚡ Opposing hitters are a combined 10-for-40 (.250) on his fastball since the beginning of 2024 after he held opponents to a .201 average (30-for-149) on the pitch in 2023...His batting average against his fastball in 2023 ranked seventh in the AL (min. 150 PA ending in pitch).

LEFT SIDE, STRONG SIDE: Over his major league career, Wells has limited left-handed hitters to a .193 (89-for-462) average...Since making his MLB debut on April 4, 2021, the .193 average is tied for the seventh-lowest clip by any right-handed starters vs. left-handed hitters in the majors (min. 450 BF).

⚡ Wells trails the following pitchers: TEX's Jacob deGrom (.167 AVG), LAD's Yoshinobu Yamamoto (.182 AVG), MIL's Brandon Woodruff (.184 AVG), TB's Ryan Pepiot (.188 AVG), CLE's Gavin Williams (.192 AVG), and MIL's Freddy Peralta (.192 AVG).

LONG BALL LIVING: Of the 237 career hits Wells has permitted, 55 have gone for home runs (23.2%)...Of the 55 long balls, 39 have been hit by righties, compared to 16 by lefties.

⚡ He has conceded 1+ homer in a career-high eight straight starts since July 18, 2023, and in 12 of his last 13 starts since June 15, 2023...The last Oriole to allow a home run in eight straight starts was **Thomas Eshelman** from July 14, 2019-June 23, 2021.

CAREER HIGHLIGHTS: In 2023, went 7-6 with one save and a 3.64 ERA (48 ER/118.2 IP) on 83 hits (25 HR), 50 total runs, 34 walks, four hit batters, and 117 strikeouts in 25 appearances (20 GS)...Appeared in all three ALDS games vs. Texas, completing 3.1 scoreless innings on one hit with three strikeouts.

⚡ In 2022, did not walk a batter in five consecutive starts from April 21-May 15, becoming the only O's starter in team history (since 1954) to accomplish the feat.

⚡ In 2021, made his major league debut in relief on April 4 at Boston (1.0 IP, H, BB)...His 0.91 WHIP led O's hurlers and was the lowest among qualified rookie relievers.

⚡ In 2020, was selected by the Orioles in the Rule 5 Draft from the Minnesota Twins on December 10, but did not pitch during the regular season because of the cancellation of the minor league season due to the COVID-19 pandemic.

| WELLS' 2025 STARTS (MLB) | | | | | | | | | | | | | |
|--------------------------|---------|----------|-----------|-----|------|---|---|----|----|----|----|-----|-------------|
| DATE | OPP | SCORE | WHEN LEFT | DEC | IP | H | R | ER | BB | K | HR | PIT | STR |
| 9/2 | at SD | 6-2 | 5-2 | W | 5.0 | 5 | 2 | 2 | 0 | 4 | 1 | 85 | 65 |
| 9/10 | vs. PIT | 2-1 (10) | 0-1 | ND | 6.2 | 1 | 1 | 1 | 1 | 6 | 1 | 89 | 60 |
| TOTALS | | | | 1-0 | 11.2 | 6 | 3 | 3 | 1 | 10 | 2 | 174 | 125 (71.8%) |

| WELLS' 2025 STARTS (MiLB) | | | | | | | | | | | | | |
|---------------------------|---------|-------|-----------|-----|------|----|---|----|----|----|----|-----|-------------|
| DATE | OPP | SCORE | WHEN LEFT | DEC | IP | H | R | ER | BB | K | HR | PIT | STR |
| 7/30 | vs. NH | 5-7 | 2-0 | ND | 2.0 | 0 | 0 | 0 | 0 | 2 | 0 | 22 | 15 |
| 8/5 | vs. ROC | 12-1 | 1-0 | ND | 2.1 | 3 | 0 | 0 | 2 | 4 | 0 | 49 | 31 |
| 8/10 | vs. ROC | 6-1 | 0-0 | ND | 4.0 | 1 | 0 | 0 | 1 | 5 | 0 | 52 | 41 |
| 8/15 | at JAX | 6-4 | 6-3 | W | 5.0 | 6 | 3 | 3 | 1 | 5 | 1 | 77 | 52 |
| 8/21 | vs. CLT | 2-3 | 1-2 | L | 5.2 | 6 | 2 | 2 | 1 | 4 | 1 | 85 | 58 |
| 8/27 | at GWN | 1-2 | 0-2 | L | 6.1 | 6 | 2 | 2 | 1 | 5 | 1 | 90 | 59 |
| TOTALS | | | | 1-2 | 25.1 | 22 | 7 | 7 | 6 | 24 | 3 | 375 | 256 (68.3%) |

TOMORROW'S STARTER: LHP CADE POVICH (3-7, 5.05)

LAST TIME OUT: Did not factor in the decision on September 11 vs. Pittsburgh after allowing two runs on five hits (1 HR) with two walks and six strikeouts in 5.2 innings...The Orioles have now won each of Povich's last two starts after losing the previous five from August 4-28 and 10 of his last 12 starts since May 6 at Minnesota.

vs. NEW YORK-AL: Is 0-1 with a 4.30 ERA (7 ER/14.2 IP), 1.50 WHIP, and nine strikeouts against 13 walks in three career starts against the Yankees...Last faced the club on April 30, allowing three runs on three hits (2 HR) and three walks with two strikeouts in 4.2 innings...Owns a 0-5 record with a 4.97 ERA (30 ER/54.1 IP) in 11 starts against AL East foes.

2025 & CAREER SPLITS

| | 2025 | | | | | | CAREER | | | | | |
|-------|------|------|-----|------|----|--|--------|------|-------|-------|----|--|
| | W-L | ERA | G/S | IP | ER | | W-L | ERA | G/S | IP | ER | |
| Home | 0-0 | 1.35 | 1/1 | 6.2 | 1 | | 8-12 | 4.48 | 53/25 | 160.2 | 80 | |
| Road | 1-0 | 3.60 | 1/1 | 5.0 | 2 | | 9-6 | 3.46 | 44/23 | 145.2 | 56 | |
| Day | - | - | - | - | - | | 8-8 | 3.90 | 32/20 | 117.2 | 51 | |
| Night | 1-0 | 2.31 | 2/2 | 11.2 | 3 | | 9-10 | 4.05 | 65/28 | 188.2 | 85 | |

| | AVG | AB | H | HR | BB | K | AVG | AB | H | HR | BB | K |
|-----------|----------|------|----|----|----|----|------|------|-----|----|----|-----|
| | vs. Left | .111 | 18 | 2 | 2 | 1 | .193 | 462 | 89 | 16 | 25 | 131 |
| vs. Right | .174 | 23 | 4 | 0 | 0 | 6 | .221 | 669 | 148 | 39 | 53 | 150 |
| TOTALS | .146 | 41 | 6 | 2 | 1 | 10 | .210 | 1131 | 237 | 55 | 78 | 281 |

| RUN SUPPORT (as starter in '25) | RUNS ALLOWED BY INNING IN 2025 | MISCELLANEOUS 2025 STATS |
|------------------------------------|--------------------------------------|-----------------------------|
| 0 Runs | 1 st | WHIP |
| 1 Run | 2 nd | K/9 |
| 2 Runs | 3 rd | BB/9 |
| 3 Runs | 4 th | QS |
| 4 Runs | 5 th | #P/IP |
| 5 Runs | 6 th | |
| 6 Runs | 7 th | <u>Opponents</u> |
| 7 Runs | 8 th | AVG: |
| 8 Runs | 9 th | OBP: |
| 9 Runs | Total | SLG: |
| 10+ Runs..... | | OPS: |
| Total | | |
| RSA/9 | | |

2025 HIGHS

Innings: 6.2, 9/10 vs. PIT
Hits: 5, 9/2 at SD
Runs: 2, 9/2 at SD
Earned Runs: 2, 9/2 at SD
Strikeouts: 6, 9/10 vs. PIT
Walks: 1, 9/10 vs. PIT
Home Runs: 1, 2x, last: 9/10 vs. PIT
Winning Streak: 1, 9/2-current
Losing Streak: --
Shortest Start: 5.0, 9/2 at SD
Pitches Thrown: 89, 9/10 vs. PIT
Low-Hit CG: --

CAREER HIGHS

Innings: 7.0, 2x, last: 5/13/23 vs. PIT
Hits: 8, 5/15/22 at DET
Runs: 5, 4x, last: 7/18/23 vs. LAD
Earned Runs: 5, 4x, last: 7/18/23 vs. LAD
Strikeouts: 9, 6/4/23 at SF
Walks: 4, 2x, last: 7/23/23 at TB
Home Runs: 3, 2x, last: 5/24/23 at NYY
Winning Streak: 6, 5/30-7/3/22
Losing Streak: 5, 7/11/21-4/21/22
Shortest Start: 1.2, 4/10/22 at TB
Pitches Thrown: 102, 2x, last: 6/4/23 at SF
Low-Hit CG: --

WELLS vs. CWS

| PLAYER | AVG | AB | H | HR | RBI |
|------------|------|----|---|----|-----|
| Baldwin | .— | — | — | — | — |
| Benintendi | .111 | 9 | 1 | 0 | 1 |
| Fletcher | .— | — | — | — | — |
| Lee | .— | — | — | — | — |
| Mead | .— | — | — | — | — |
| Meidroth | .— | — | — | — | — |
| Montgomery | .— | — | — | — | — |
| Quero | .— | — | — | — | — |
| Robertson | .— | — | — | — | — |
| Sosa | .000 | 2 | 0 | 0 | 0 |
| Tauchman | .— | — | — | — | — |
| Taylor | .143 | 7 | 1 | 0 | 0 |
| Teel | .— | — | — | — | — |
| Vargas | .— | — | — | — | — |

PÉREZ vs. BAL

| PLAYER | AVG | AB | H | HR | RBI |
|-------------|-----|----|---|----|-----|
| Basallo | .— | — | — | — | — |
| Beavers | .— | — | — | — | — |
| Carlson | .— | — | — | — | — |
| Cowser | .— | — | — | — | — |
| Henderson | .— | — | — | — | — |
| Holliday | .— | — | — | — | — |
| A. Jackson | .— | — | — | — | — |
| J. Jackson | .— | — | — | — | — |
| Mateo | .— | — | — | — | — |
| Mayo | .— | — | — | — | — |
| Mountcastle | .— | — | — | — | — |
| O'Neill | .— | — | — | — | — |
| Vázquez | .— | — | — | — | — |
| Westburg | .— | — | — | — | — |

BIRDS IN THE BULLPEN



| PITCHER | LAST OUTING | DEC. | IP | H | R | ER | BB | K | RETIRED/1 ST BF | IR/SCORED | SV/OPP | INNINGS-HIGH | STRIKEOUTS-HIGH |
|-------------|----------------------|-------|-------|-----|-----|-----|-----|-----|----------------------------|-----------|--------|------------------------------------|--------------------------------|
| Akin | 9/16 at CWS | SV | 1.0 | 1 | 0 | 0 | 0 | 2 | 39/56 | 35/6 | 6/12 | 2.0 (5x, last: 9/3 at SD) | 3 (3x, last: 8/24 vs. HOU) |
| Cano | 9/13 at TOR | L, BS | 0.1 | 3 | 2 | 1 | 0 | 0 | 37/61 | 20/10 | 2/7 | 1.1 (4x, last: 8/31 at SF) | 3 (2x, last: 6/21 at NYY) |
| Castillo | 9/11 vs. LAA (w/SEA) | W | 1.0 | 2 | 1 | 0 | 1 | 0 | 12/24 | 3/14 | -/- | 2.0 (3x, last: 8/29 vs. MIA w/NYM) | 3 (2x, last: 7/25 at SF w/NYM) |
| Enns | 9/15 at CWS | SV | 3.0 | 0 | 0 | 0 | 0 | 4 | 10/18 | 6/2 | 2/2 | 3.0 (2x, last: 9/15 at CWS) | 5 (8/6 at PHI) |
| Garcia | 9/16 at CWS | HLD | 0.1 | 1 | 1 | 1 | 0 | 0 | 14/23 | 13/3 | -/- | 2.2 (2x, last: 7/18 at ATL w/NYY) | 4 (7/28 at SD w/NYM) |
| Hiraldo | 9/16 at CWS | HLD | 1.1 | 0 | 0 | 0 | 1 | 2 | 9/13 | 7/4 | 0/1 | 2.0 (7/29 [G2] vs. TOR) | 2 (3x, last: 9/16 at CWS) |
| McDermott | 9/16 at CWS | ND | 0.2 | 2 | 4 | 4 | 1 | 2 | 1/2 | -/- | -/- | 4.2 (5/20 at MIL) | 5 (5/14 [G2] vs. MIN) |
| Strowd | 9/15 at CWS | HLD | 1.0 | 0 | 0 | 0 | 0 | 2 | 15/21 | 6/0 | -- | 2.0 (2x, last: 8/28 vs. BOS) | 2 (5x, last: 9/15 at CWS) |
| 2025 TOTALS | 4.59 ERA | 25-31 | 559.1 | 542 | 320 | 285 | 256 | 580 | 346/504 | 205/54 | 36/56 | 7.0 (Kremer, 6/12 vs. DET) | 10 (Povich, 8/16 at HOU) |

45 • KEEGAN AKIN • LHP

4-4 • 6 SV • 3.20 ERA • 59 G (3 GS)

WHIP: 1.37

K/9: 8.54

BB/9: 4.73

vs. ALL: .231 (50-for-216)

vs. LHB: .276 (24-for-87)

vs. RHB: .202 (26-for-129)

⚡ Worked 1.0 scoreless inning on one hit with two strikeouts to secure his career-high sixth save of the year on 9/16 at CWS...Has converted all three save opportunities this month after blowing three of four from 8/10-27

⚡ Secured his career-high 16th hold of the season on 9/13 at TOR...Only recorded 12 holds through his first 142 career relief appearances from 2020-24

⚡ His 17.1 percent inherited runner scored rate (6 IRS, 35 IR) ranks sixth in MLB...Has allowed five of those to score (11 IR) since 8/13

⚡ Has issued 13 walks in 20 appearances since returning from the IL on 7/29 after walking 10 batters in the previous 24 games from 5/4-6/30

⚡ Owns a 2.25 ERA (4 ER/16.0 IP) across his last 14 games since 8/13 after registering a 6.75 ERA (7 ER/9.1 IP) over his 10 prior outings from 6/24-8/10

⚡ Opponents are 6-for-63 (.095) with 18 strikeouts against his changeup and 14-for-59 (.237) with 15 strikeouts against his slider, compared to 30-for-94 (.319) with 23 punchouts off his fastball, his most-utilized offering (50.5%)

⚡ His 40.7 percent groundball rate is his highest since 2022 (50.0%, career high)

⚡ Owns a 1.98 ERA (6 ER/27.1 IP) in 27 away games (2 GS) compared to a 4.26 ERA (15 ER/31.2 IP) in 32 games (1 GS) at Oriole Park

78 • YENNIER CANO • RHP

3-7 • 2 SV • 5.09 ERA • 61 G

WHIP: 1.45

K/9: 8.49

BB/9: 3.74

vs. ALL: .275 (55-for-200)

vs. LHB: .325 (26-for-80)

vs. RHB: .242 (29-for-120)

⚡ Suffered his seventh loss of the season and fifth blown save on 9/13 at TOR after allowing two runs (1 ER) on three hits in 0.1 inning...Allowed an inherited runner to score and has allowed seven of his last 10 inherited runners to score since 8/18...His seven losses are the most by an O's reliever since 2019 (9 L, Paul Fry)

⚡ Held a six-game scoreless appearance streak from 8/26-9/7 (6.1 IP), tied for his second-longest stretch of the year (also 6/4-15, 5.0 IP)

⚡ Has a 3.27 ERA (4 ER/11.0 IP) in 13 games since 8/16...Posted an 8.00 ERA (16 ER/18.0 IP) in his previous 19 games from 6/18-8/13

⚡ Is 2-3 with a 3.51 ERA (10 ER/25.2 IP) in 29 away games this season compared to 1-4 with a 6.59 ERA (20 ER/27.1 IP) in 32 home games

⚡ Opponents are batting .286 (20-for-70) against him with no outs and .367 (11-for-30) with runners in scoring position and two outs

⚡ Opponents are batting .417 (15-for-36) off his changeup this season...Used the pitch 13.1 percent (115-of-881) of the time through 7/31, but has only thrown the pitch eight times since 8/1

⚡ Has limited opponents to a .227 (20-for-88) clip with 17 strikeouts against his sinker

⚡ Is holding opposing hitters to a .172 average (11-for-64) and .382 OPS when ahead in the count compared to .451 (23-for-51) and 1.381 OPS when behind

66 • JOSÉ CASTILLO • LHP

2-2 • 4.38 ERA • 24 G

WHIP: 1.82

K/9: 8.39

BB/9: 4.01

vs. ALL: .337 (34-for-101)

vs. LHB: .390 (16-for-41)

vs. RHB: .300 (18-for-60)

⚡ Activated prior to yesterday's game after being claimed off waivers from the Mariners on 9/15...Was designated for assignment by Seattle on 9/12

⚡ Earned the win in his last game on 9/11 vs. LAA (w/SEA) after allowing an unearned run on two hits and one walk in the 12th inning of a 7-6 Mariners walk-off win

⚡ In three games (3.0 IP) with the Mariners from 9/7-11, did not allow an earned run, but held a 1.67 WHIP

⚡ Pitched in 24 games between three teams this season, going 2-2 with a 4.38 ERA (12 ER/24.2 IP) on 34 hits (3 HR) and 11 walks with 23 strikeouts

⚡ Has appeared in games with New York-NL (16 G), Arizona (5 G), and Seattle (3 G) this year...Made 40 career relief appearances with San Diego between 2018-23

⚡ Originally signed as an international free agent by Tampa Bay on 7/7/12

71 • DIETRICH ENNS • LHP

3-3 • 2 SV • 4.25 ERA • 21 G (3 GS)

WHIP: 1.39

K/9: 9.14

BB/9: 2.98

vs. ALL: .271 (45-for-166)

vs. LHB: .356 (21-for-59)

vs. RHB: .224 (24-for-107)

⚡ Recorded his second save of the year on 9/15 at CWS after working a season-high-tying 3.0 perfect innings of relief (2x, last: 7/9 vs. TB) with four strikeouts...Is the first Oriole with a 3.0+inning save since Cole Irvin (3.0 IP, 9/2/24 vs. CWS) and the first O's reliever to toss 3.0+ perfect innings out of the 'pen since Paul Fry (3.0 IP, 9/26/18 [G2] at BOS)

⚡ Has made six consecutive relief outings of more than one inning, tied with Scott Blewett (4/15-6/20) and Keegan Akin (6/6-20) for the longest stretch by an Oriole this year

⚡ Since making his O's debut on 8/3, his seven relief outings of 2.0+ innings are tied for second most in MLB behind CWS' Mike Vasil (8 G)

⚡ Threw 2.0+ innings in five consecutive appearances (1 GS) from 8/23-9/9, the longest stretch of his career

⚡ Earned his career-high third win of the year on 9/9 vs. PIT after tossing scoreless 10th and 11th innings on one walk with two strikeouts

⚡ On 8/14 vs. SEA, became the eighth different Oriole to earn a save this year

⚡ Tallied 12 punchouts over four games from 8/3-13, his most in a four-game span since 9/11-24/21 (also 12 K)...Also struck out multiple hitters in at least four straight games in a single season for the second time in his career (6 G, 8/11-9/16/21)

⚡ Has completed more than 1.0 inning in 13 of his 18 relief outings this year

⚡ Activated on 8/2 after being acquired by the Orioles from DET in exchange for cash considerations on 7/31...Pitched in seven games (2 GS) with the Tigers this season

50 • RICO GARCIA • RHP

0-1 • 3.41 ERA • 24 G (1 GS)

WHIP: 1.10

K/9: 9.62

BB/9: 2.48

vs. ALL: .222 (24-for-108)

vs. LHB: .174 (8-for-46)

vs. RHB: .258 (16-for-62)

⚡ Secured his eighth hold of the year on 9/16 at CWS after being charged with one run on one hit (1 HR) in 0.1 inning...Allowed an inherited runner to score on a two-run homer by Andrew Benintendi...Seven of his eight holds this year have come in 12 games since 8/19

⚡ Holding right-handed batters to a .222 (2-for-9) average in seven games this month after they hit .429 (12-for-28) in nine August games

⚡ Has inherited the based loaded with no outs twice and did not yield a run either time (8/19 at BOS & 9/2 at SD)

⚡ Allowed one hit in 1.0 scoreless inning on 8/12 vs. SEA...Was his first outing with the O's this season after pitching in six games for the club in 2022...Claimed off waivers from the Mets on 8/5 after being designated for assignment on 8/3

⚡ Opponents are hitting .333 (7-for-21) against his curveball despite owning a .223 xBA on the offering...Opponents are also slugging .333 against the pitch, despite holding an xSLG of .264

⚡ Owns career highs in strikeout rate (26.5%) and groundball rate (48.7%) while posting a career-low 6.8 percent walk rate

⚡ Has also pitched this season for the Mets (8 G) and Yankees (1 G)

76 • YARAMIL HIRALDO • RHP

0-0 • 5.17 ERA • 13 G

WHIP: 1.28

K/9: 8.04

BB/9: 4.02

vs. ALL: .224 (13-for-58)

vs. LHB: .304 (7-for-23)

vs. RHB: .171 (6-for-35)

⚡ Recorded his first career hold on 9/16 at CWS after tossing 1.1 scoreless innings on one walk with a career-high-tying two strikeouts (3x, last: 8/19 at BOS)...Stranded a career-high two inherited runners...Has worked more than 1.0 inning in six of his 13 career appearances

⚡ Recalled from Triple-A Norfolk on 9/15, marking his sixth stint on the active roster

⚡ Tossed four perfect outings through five appearances from 8/15-8/23

⚡ Opponents are hitting .381 (8-for-21) with four homers against his fastball compared to a combined .147 average (5-for-34) with no homers off his slider and changeup

⚡ Blew his first career save opportunity after surrendering a game-tying two-run home run to Nathaniel Lowe in the ninth inning on 8/19 at BOS...Walked a career-high four batters while striking out two...Entered the outing with one career walk

⚡ Five of his nine career earned runs have scored via home run

⚡ Hitters are 5-for-33 (.152) with one or no outs compared to 8-for-25 (.320) with two outs

⚡ Became the sixth Oriole to make their major league debut this season on 5/27 vs. STL, allowing one hit and striking out one batter in 1.1 innings

59 • CHAYCE McDERMOTT • RHP

0-1 • 11.88 ERA • 3 G (1 GS)

WHIP: 2.28

K/9: 9.72

BB/9: 9.72

vs. ALL: .294 (10-for-34)

vs. LHB: .278 (5-for-18)

vs. RHB: .313 (5-for-16)

⚡ Allowed a career-high-tying four runs (also 5/14 vs. MIN) on two hits and one walk with two strikeouts on 9/16 at CWS...Exited with a runner on who later scored...Has allowed seven runs across two career relief appearances (11.81 ERA)

⚡ Has surrendered at least three runs in all four of his career games (10.22 ERA)

⚡ Recalled from Triple-A Norfolk on 9/15, marking his third stint on the active roster

⚡ Since moving to a full-time bullpen role with Norfolk on 7/26, is 1-1 with one save and a 4.32 ERA (8 ER/16.2 IP)...Five of the runs scored on 7/26 at LHV, but holds a 1.76 ERA (3 ER/15.1 IP) in 14 outings since

⚡ Surrendered a career-high two home runs on 5/20 at MIL

⚡ Made his season debut on 5/14 [G2] vs. MIN, allowing four runs on four hits (1 HR), three walks, and one hit batter with a career-high five strikeouts in 3.0 innings...Marked his first career appearance at Oriole Park

⚡ With the Tides, is 2-7 with a 6.21 ERA (40 ER/58.0 IP) in 25 appearances (10 GS)

⚡ Made his major league debut on 7/24/24 at MIA, allowing three runs on five hits (1 HR) with two walks and three strikeouts in 4.0 innings

⚡ Was acquired by the Orioles along with RHP Seth Johnson in a three-team trade with the Houston Astros and Tampa Bay Rays on 8/1/22

57 • KADE STROWD • RHP

0-0 • 1.57 ERA • 21 G

WHIP: 1.22

K/9: 6.65

BB/9: 4.70

vs. ALL: .200 (16-for-80)

vs. LHB: .200 (6-for-30)

vs. RHB: .200 (10-for-50)

⚡ Earned his fifth career hold on 9/15 at CWS after working 1.0 perfect inning with a career-high-tying two strikeouts (5x, last: 9/15 at CWS)...Four of his five multi-strikeout games have come in his last nine appearances since 8/28

⚡ Three of his seven September outings have been perfect, but has allowed nine baserunners across the four other appearances (1.50 WHIP)

⚡ Pitched a career-high nine straight scoreless appearances (9.0 IP) from 8/19-9/11 despite having left with the bases loaded and no outs twice in that span (8/16 at BOS & 9/2 at SD)

⚡ Has held lefties hitless (0-for-11) since 8/31 after they went 6-for-19 (.316) from 5/18-8/28

⚡ Has walked 12 batters in 23.0 innings this year...Holds a 14.5 percent walk rate (11 BB/76 BF) since being recalled on 7/24

⚡ Recalled prior to the game on 7/24, marking his fourth stint on the active roster

⚡ Holding opponents to a .176 average (6-for-34) with runners on base

⚡ Made his major league debut on 5/18 vs. WSH, allowing one run on two hits with one strikeout in 1.0 inning

29 • SAMUEL BASALLO • C/1B (L) .188 • 3 HR • 13 RBI
Current Streak: 2 G (2-7; since 9/15) **2025 High:** 2 G (5x, last: current streak)
Last Game: 1-4, 2-R HR **Road Trip:** 5 G, 4-18, 2 2B, HR, 4 R, 3 RBI, BB, 3 K

Is looking for his first three-game hitting streak of his career (currently 2 G)...Has hit safely in four of five games since 9/12, including an XBH (2 2B, HR) in three of those

Has hit three home runs in 14 games since 8/30...Nine of his hits are XBH (6 2B, 3 HR)

Tied a career high with two runs scored on Monday (also 8/30 at SF)

Has two of the O's walk-offs this season (9/8 vs. PIT, 1B; 9/5 vs. LAD, HR)...His homer was the first walk-off home run of the year for the Orioles...Became the youngest Oriole in franchise history to hit a walk-off homer and the first Oriole whose first home run at home was a walk-off since Henry Urrutia on 8/19/15 vs. NYM

Hit his first career MLB homer in the fourth inning on 8/30 at SF...At 21 years, 17 days old, became the youngest player to homer in the majors in 2025

Hitting .244 (10-for-41) with five doubles and one homer off fastballs compared to .136 (6-for-44) and two homers combined against other pitches

Agreed to an eight-year contract extension thru 2033 with a club option for 2034 on 8/22

Made his major league debut on 8/17 at HOU...Became the ninth Oriole with 2+ RBI in their MLB debut (last: Joey Ortiz, 4/27/23 at DET)...Was hit by a pitch in his first plate appearance, the first such occurrence in O's history...At 21 years, 4 days old, became the youngest position player to appear in an MLB game this season

At 21 years, 5 days old on 8/18 at BOS, became the youngest player to catch for the Orioles since Andy Etchebarren on 9/30/62 (19-102)

12 • DYLAN BEAVERS • OF (L) .275 • 2 HR • 11 RBI
Current Streak: 1 G (2-5; since 9/16) **2025 High:** 3 G (4x, last: 9/10-12)
Last Game: 2-5, 3B, HR, 3 RBI, K **Road Trip:** 5 G, 3-17, 3B, HR, 2 R, 3 RBI, 4 BB, 4 K

Recorded his first career game with a triple and a homer last night...Drove in a career-high three runs and tied a career high with two hits (7x, last: 9/10 vs. PIT)

Drew a career-high three walks on Saturday at TOR...Became the first Oriole in franchise history (since 1954) to have 20 walks in their first 24 career games

Is the third Oriole in club history (since 1954) to reach safely 42 times (22 H, 20 BB) in their first 26 career games (w/PA), joining Billy Ripken (46 TOB, 1987) and Curtis Goodwin (43 TOB, 1995)

Since making his MLB debut on 8/16, ranks among qualified MLB rookies in walks (T-1st, 20) and on-base percentage (2nd, 420)

On 9/10 vs. PIT, delivered his first career walk-off (1B) in the 10th inning

On 8/21 vs. HOU, hit his first MLB homer, becoming the sixth Oriole to homer in their first home plate appearance with the team (last: J. Fiorentino, 5/20/05 vs. PHI)

On 8/18 at BOS, reached base safely four times (2 H, 2 BB)

Made his MLB debut on 8/16 at HOU after having his contract selected from Triple-A

15 • DYLAN CARLSON • OF (S) .208 • 6 HR • 20 RBI
Current Streak: 1 G (2-4; since 9/16) **2025 High:** 6 G (5/28-6/4)
Last Game: 2-4, 2B, R, K **Road Trip:** 3 G, 2-11, 2B, R, K

Went 2-for-4 with a double yesterday after beginning September 2-for-19 with 0 XBH

Had a season-long 10-game on-base streak from 8/19-9/10, his longest since 2023

Notched his third multi-walk effort of the year on 9/3 at SD (last: 2 BB, 8/14 vs. SEA)...Twelve of his 19 walks this season have come in 19 games since 8/14

Has five doubles in his last 14 games after having none in his previous 27 games

Since 8/12, is 14-for-55 (.255) with four doubles, one triple, two homers, and 12 walks...Went 2-for-53 (.038) in the previous 20 games from 6/24-8/10

17 • COLTON COWSER • OF (L) .199 • 15 HR • 38 RBI
Current Streak: 0-for-last-6 (since 9/15) **2025 High:** 7 G (8/19-26)
Last Game: 0-5, 3 K, SB **Road Trip:** 5 G, 2-20, 2 HR, 2 R, 4 RBI, 11 K, SB

Recorded his 11th stolen base of the season last night...Is one of five players in MLB with 10+ stolen bases without being caught stealing, joining BOS' Trevor Story (30 SB), MIN's Byron Buxton (24 SB), TOR's George Springer (16 SB), and LAD's Hyesong Kim (13 SB)...Cowser would become the first Oriole in franchise history (since 1954) with 10+ SB and 0 CS in a season, surpassing Al Smith (9 SB in 1963)

In 18 games since 8/27, is 7-for-67 (.104) with one double, three homers, and 35 strikeouts...His 59 strikeouts since the start of August are fourth most in MLB

Hit a three-run home run in the sixth inning to break a 1-1 tie on Monday, his third career go-ahead homer in the sixth or later (6/19 at TB, 6/7 at ATH, both in 6th)...Homered in consecutive games for the seventh time in his career from 9/14-15 and for the third time this year (last: 8/22-23)

Has six homers in 23 games since 8/22 after having one in his previous 30 games

Eleven of his 15 homers this season have been off fastballs

His seven DRS rank second on the team behind Adley Rutschman (10 DRS)

2 • GUNNAR HENDERSON • INF (L) .272 • 16 HR • 64 RBI
Current Streak: 1 G (3-5; since 9/16) **2025 High:** 14 G (6/5-20)
Last Game: 3-5, R, 2 RBI **Road Trip:** 5 G, 6-18, 2B, 2 R, 3 RBI, 2 BB, K, SB

Tallied his first three-hit game since 7/29 (G1) vs. TOR last night...Went 42 games between games with 3+ hits, the second-longest such streak of his career (88 G, 8/31/22-6/8/23)...Was 6-for-41 (.146 AVG) in the first 12 September games

Has gone 20 straight games without a homer since 8/25, the second-longest streak of his career behind a 22-gamer (9/15/24-4/16/25)

Set a career high with his 32nd double on Saturday at TOR...Is the third Orioles primary shortstop (since 1954) to record multiple 30+ double seasons in his career (also 2024, 31 2B), joining Miguel Tejada (3x, 2004-06) and Cal Ripken, Jr. (9x, 1982-86, 89, 91, 95-96)

Has been successful on each of his last nine stolen base attempts since 8/4...Marks the second-longest streak of his career (13 SB, 9/27/23-6/21/24)

On 8/27 vs. BOS, stole his 20th base of the season, marking his second straight season with 30+ doubles and 20+ steals...Is the fourth player in team history (since 1954) to do so in back-to-back seasons, joining Cedric Mullins (2021-22), Brian Roberts (6x, 2004-09), and Brady Anderson (1995-96)

Leads the team in hits (146) and stolen bases (23)...The only primary shortstop to lead the Orioles in both categories in the same season is Luis Aparicio (1963, 1966)

On 8/18 at BOS, tallied his third game this year with 1+ 3B and 1+ HR, tied for the MLB lead with DET's Kerry Carpenter, COL's Mickey Moniak, and LAD's Shohei Ohtani

7 • JACKSON HOLLIDAY • INF (L) .253 • 17 HR • 55 RBI
Current Streak: 0-4 (since 9/16) **2025 High:** 10 G (5/14 [G2]-24 [G1])
Last Game: 0-4, BB, 3 K **Road Trip:** 5 G, 5-18, 2B, R, RBI, 4 BB, 3 K, SB, CS

Has reached safely in a career-high 17 straight games since 8/28, the longest active run in the AL by a player not on the IL (TOR's Bichette, 20 G; HOU's Paredes, 18 G)

Has reached base safely 2+ times in 28 games since the All-Star break, tied for third most in the AL behind SEA's Julio Rodriguez (32 G) and TB's Yandy Diaz (29 G)

His 29 walks since 8/9 are fourth in MLB behind NYY's Aaron Judge (39 BB) and LAD's Shohei Ohtani and NYM's Juan Soto (both 32 BB)...Drew 20 walks in his previous 91 games from 4/22-8/8

Hitting .268 against breaking balls this season after hitting .118 a year ago...Is batting .248 off fastballs this year after hitting .214 in 2024

Is the fifth Oriole (6th occurrence) to hit 15+ home runs in their age-21 season (as of 6/30), joining Cal Ripken, Jr. (28 HR, 1982), Eddie Murray (27 HR, 1977), Curt Blefary (22 HR, 1965), and Boog Powell (25 HR, 1963 and 15 HR, 1962)

On 9/6 vs. LAD broke up Yoshinobu Yamamoto's no-hit bid with two outs in the ninth inning (solo HR)...Broke a tie with Gunnar Henderson to take sole possession of the Orioles home run lead (17 HR)...The only Oriole under 22 years old to finish the season leading the club in homers is Eddie Murray in 1977 (27 HR)

70 • ALEX JACKSON • C (R) .244 • 5 HR • 8 RBI
Current Streak: 1 G (2-3; since 9/14) **2025 High:** 3 G (2x, last: 8/26-29)
9/14 at TOR: 2-3 **Road Trip:** 1 G, 2-3

Is slashing .294/.368/.500 (10-for-34) with one double and two homers over his last 11 games since 8/22, including three multi-hit efforts...The 10 hits in this time are his most in any 11-game span in his career

Thirteen of his 20 hits (65.0%) on the year have gone for extra bases (8 2B, 5 HR)

Completed back-to-back-to-back homers with Colton Cowser and Coby Mayo on 9/3 at SD...Extended his career high to five homers after hitting three in 2024 and 2021

Tallied his third multi-hit game of the year on 8/22 vs. HOU...Both hits were singles, his first non-extra-base hits of the year...Each of his first 10 hits with the Orioles went for extra bases (7 2B, 3 HR)...After doubling on 8/6 at PHI, became the first player in MLB since 1900 whose first nine hits with a franchise went for extra-bases, per the *Elias Sports Bureau*...The previous record was eight

82 • JEREMIAH JACKSON • INF/OF (R) .290 • 5 HR • 20 RBI
Current Streak: 2 G (3-8; since 9/15) **2025 High:** 13 G (8/21-9/2)
Last Game: 2-4, 2 2B, 2 R, RBI, BB, 2 K **Road Trip:** 4 G, 3-16, 2 2B, 2 R, 3 RBI, 2 BB, 7 K

Set a career high with two doubles and matched a career best with two XBH last night (also 8/30 at SF)...Was 2-for-20 (.100) with no XBH since 9/10

Since making his MLB debut on 8/1, ranks among qualified AL rookies in doubles (T-1st, 8), triples (T-1st, 2), hits (2nd, 42), total bases (T-2nd, 69), XBH (T-2nd, 15), runs (T-4th, 19), and RBI (5th, 20)

Has reached base safely in 16 of 19 career starts on the road, batting .307 (23-for-75) with four doubles, three home runs, and 11 RBI

Has hit safely in 24 of his last 30 games since 8/13 and in 28 of 36 career starts

Had a career-long 16-game on-base streak from 8/21-9/6

On 8/30 at SF, set career highs with four RBI and two extra-base hits (2B, HR)

On 8/23 vs. HOU, hit his first major league home run off AJ Blubaugh

3 • JORGE MATEO • INF/OF (R) .182 • 1 HR • 3 RBI
Current Streak: 0-1 (since 9/14) **2025 High:** 3 G (5/16-23)
9/14 at TOR: 0-1, K (PH in 8th) **Road Trip:** 1 G, 0-1, K

On 9/7 vs. LAD, made his first start since 6/6 at ATH and recorded his first hit since 5/31 vs. CWS with a single in the ninth inning

Entered the game on 9/5 vs. LAD as a pinch-runner in the seventh inning, his first MLB appearance since 6/6...Was returned from his rehab assignment and reinstated from the 60-day Injured List on 9/3...Placed on the 10-day IL with left elbow inflammation on 6/10, retroactive to 6/7...Began a rehab assignment with Triple-A Norfolk on 6/25, but was transferred to the 60-day IL with a left hamstring strain on 7/6...Began his latest rehab assignment on 8/20 with Norfolk

His 94 stolen bases since 2022 rank seventh in the AL

16 • COBY MAYO • INF (R) .201 • 9 HR • 24 RBI
Current Streak: 1 G (3-5; since 9/16) **2025 High:** 4 G (3x, last: 9/1-5)
Last Game: 3-5, 2B, R **Road Trip:** 4 G, 6-13, 2B, 2 HR, 4 R, 2 RBI, 3 BB, HBP, 4 K

Tied a career high with three hits last night (also 7/28/25 vs. TOR)...Is 6-for-13 (.462 AVG) with one double and two homers in the last four games since 9/13...Has six XBH (2 2B, 4 HR) in his last 15 games after not having any in his previous eight games

Has reached safely in five straight games, one shy of matching his career high (2x, 8/17-25/25 and 7/22-28/25)

Owens an .883 OPS in 13 September games after posting a .469 OPS in August (25 G)

Homered in consecutive games for the first time in his career on Saturday and Sunday at TOR...Is tied for second among AL rookies with four homers since 8/29

Is tied for fifth in the AL with 52 strikeouts since 8/1...Has 1+ strikeout in 26 of 29 games since 8/12

Batting 22-for-116 (.190) since 8/6, but 10 of the hits in that span have gone for extra bases (4 2B, 6 HR)

On 9/3 at SD, hit the second of three back-to-back-to-back homers with Colton Cowser and Alex Jackson

6 • RYAN MOUNTCASTLE • INF (R) .256 • 5 HR • 31 RBI
Current Streak: 1 G (1-4; since 9/15) **2025 High:** 12 G (5/4-18)
9/15 at CWS: 1-4, K **Road Trip:** 2 G, 1-8, 2 K

Slashing .300/.336/.431 (39-for-130) with eight doubles, three homers, and 16 RBI in 33 games since 5/27

Is 18-for-32 (.563) with four doubles and one homer on the first pitch of an at-bat...His .563 average in 0-0 counts ranks second among qualified MLB hitters behind NYY's Aaron Judge (.576 AVG)

On 8/29 at SF, set a season high with four RBI

On 8/14 vs. SEA, stole two bases for the first time in his career...The second was a steal of home on a double steal, his second such stolen base this season...Is the fourth player in O's history (since 1954) with multiple steals of home in one year, along with Doug DeCinces (1980), Davey Johnson (1971), and Don Buford (1970)

9 • TYLER O'NEILL • OF (R) .208 • 8 HR • 24 RBI
Current Streak: 2 G (2-8; since 9/13) **2025 High:** 5 G (7/24-29 [G1])
9/15 at CWS: 1-4 **Road Trip:** 3 G, 2-11, RBI, BB, 3 K

Is 2-for-11 with one walk and one RBI in three games since returning from the 10-day Injured List...Was reinstated on 9/12 (right wrist inflammation)

In 10 games prior to his IL stint from 7/24-8/5, slashed .333/.400/.867 (10-for-30) with one double, five home runs, 12 RBI, and four walks

From 7/25-29 (G1), homered in a career-high four straight games, the first Oriole to accomplish the feat since Gunnar Henderson (4 G, 5/17-20/24)

Of his 32 hits this season, 15 have gone for extra bases (6 2B, 1 3B, 8 HR)

52 • LUIS VAZQUEZ • INF (R) .170 • 1 HR • 3 RBI
Current Streak: 1 G (1-4; since 9/7) **2025 High:** 2 G (8/22-24)
Last Game: 0-0 (Def. in 9th) **Road Trip:** 2 G, 0-0

Has not started a game since 9/7 vs. LAD and has only three starts since 8/26

Drew a career-high two walks on 9/3 at SD...Had one walk in his first 39 career games

Matched a career high with two hits on 8/31 at SF (also 8/22 vs. HOU)

On 8/24 vs. HOU, hit his first career home run off John Rooney

On 9/14 at TOR, made his fourth pitching appearance (4.1 IP) of the year, tying the most by a primary Orioles position player in a season (S. Wilkerson, 2019)...Marks the most games by a primary MLB position player since 2010 (LAD's H. Alberto, 10 G)

On 6/30 at TEX, recorded his first hit, RBI, and run scored as an Oriole, all coming after pinch-hitting in the 11th inning

11 • JORDAN WESTBURG • INF (R) .273 • 15 HR • 34 RBI
Current Streak: 0-4 (since 8/18) **2025 High:** 7 G (6/27-7/11)
Last Game: 0-3, R, 2 BB, K **Road Trip:** 1 G, 0-3, R, 2 BB, K

Tied a career high with two walks last night (5x, last: 5/12/24 vs. ARI)

Reinstated from the 10-day Injured List (right ankle sprain) yesterday...Was placed on the IL on 8/22, retroactive to 8/19, after leaving the game on 8/18 at BOS...Has been on the IL twice this season (also 4/27-6/9)

Went 2-for-11 with two home runs and four RBI in three rehab games with Triple-A Norfolk...In his final appearance on 9/14 at Durham, hit a first-inning solo homer and a go-ahead three-run shot in the ninth inning with the team down 5-4

On 8/17 at HOU, had a career-high five RBI and a career-high-tying four hits (4x, last: 7/29/25 [G1] vs. TOR)

Slashing .320/.363/.510 (47-for-147) with four doubles, eight home runs, 33 runs scored, and 20 RBI in 37 games since 7/4

Has a 1.327 OPS when ahead in the count, ranked sixth in MLB (min. 75 PA)

| 2025 BY THE NUMBERS | | | |
|---------------------------|-------|-------|-------|
| | HOME | AWAY | TOTAL |
| Overall | 36-38 | 35-42 | 71-80 |
| MONTH | HOME | AWAY | TOTAL |
| March (5) | 1-0 | 2-2 | 3-2 |
| April (25) | 6-7 | 3-9 | 9-16 |
| May (27) | 4-10 | 5-8 | 9-18 |
| June (27) | 8-5 | 8-6 | 16-11 |
| July (25) | 8-5 | 5-7 | 13-12 |
| August (28) | 4-10 | 7-7 | 11-17 |
| September (25) | 5-1 | 5-3 | 10-4 |
| TOTAL (162) | 36-38 | 35-42 | 71-80 |
| DAY OF WEEK | HOME | AWAY | TOTAL |
| Monday (14) | 5-1 | 5-4 | 10-5 |
| Tuesday (23) | 3-8 | 5-7 | 8-15 |
| Wednesday (25) | 5-7 | 4-6 | 9-13 |
| Thursday (18) | 5-5 | 5-1 | 10-6 |
| Friday (26) | 7-4 | 4-8 | 11-12 |
| Saturday (28) | 6-6 | 7-8 | 13-14 |
| Sunday (27) | 5-7 | 5-8 | 10-15 |
| TOTAL (162) | 36-38 | 35-42 | 71-80 |
| VS. AL EAST | HOME | AWAY | TOTAL |
| Boston Red Sox (13) | 1-6 | 4-2 | 5-8 |
| New York Yankees (13) | 2-1 | 1-2 | 3-3 |
| Tampa Bay Rays (13) | 2-1 | 3-4 | 5-5 |
| Toronto Blue Jays (13) | 4-2 | 2-5 | 6-7 |
| TOTAL (52) | 9-10 | 10-13 | 19-23 |
| VS. AL CENTRAL | HOME | AWAY | TOTAL |
| Chicago White Sox (7) | 3-0 | 2-0 | 5-0 |
| Cleveland Guardians (7) | 2-1 | 1-3 | 3-4 |
| Detroit Tigers (6) | 1-2 | 0-3 | 1-5 |
| Kansas City Royals (6) | 1-2 | 1-2 | 2-4 |
| Minnesota Twins (6) | 0-3 | 0-3 | 0-6 |
| TOTAL (32) | 7-8 | 4-11 | 11-19 |
| VS. AL WEST | HOME | AWAY | TOTAL |
| Athletics (6) | 1-2 | 1-2 | 2-4 |
| Houston Astros (7) | 1-3 | 2-1 | 3-4 |
| Los Angeles Angels (6) | 3-0 | 2-1 | 5-1 |
| Seattle Mariners (6) | 2-1 | 3-0 | 5-1 |
| Texas Rangers (7) | 1-2 | 1-2 | 2-4 |
| TOTAL (32) | 8-8 | 9-6 | 17-14 |
| VS. NL EAST | HOME | AWAY | TOTAL |
| Atlanta Braves (3) | - | 3-0 | 3-0 |
| Miami Marlins (3) | 1-2 | - | 1-2 |
| New York Mets (3) | 2-1 | - | 2-1 |
| Philadelphia Phillies (3) | - | 1-2 | 1-2 |
| Washington Nationals (4) | 0-3 | 1-2 | 1-5 |
| TOTAL (16) | 3-6 | 5-4 | 8-10 |
| VS. NL CENTRAL | HOME | AWAY | TOTAL |
| Chicago Cubs (3) | - | 1-2 | 1-2 |
| Cincinnati Reds (3) | 1-2 | - | 1-2 |
| Milwaukee Brewers (3) | - | 1-2 | 1-2 |
| Pittsburgh Pirates (3) | 3-0 | - | 3-0 |
| St. Louis Cardinals (3) | 1-2 | - | 1-2 |
| TOTAL (15) | 5-4 | 2-4 | 7-8 |
| VS. NL WEST | HOME | AWAY | TOTAL |
| Arizona Diamondbacks (3) | - | 1-2 | 1-2 |
| Colorado Rockies (3) | 2-1 | - | 2-1 |
| Los Angeles Dodgers (3) | 2-1 | - | 2-1 |
| San Diego Padres (3) | - | 3-0 | 3-0 |
| San Francisco Giants (3) | - | 1-2 | 1-2 |
| TOTAL (15) | 4-2 | 5-4 | 9-6 |

BALTIMORE ORIOLES - WALK-OFF AND MISC. HOME RUNS

| Baltimore Orioles Walk-off Wins | | | | | | | |
|--|--------------------|---------------------------------------|----------------|-----|--------------|-----|------|
| Date | Score | Batter/Runner | Action | RBI | Pitcher | INN | OUTS |
| 9/10 | PIT 1 @ BAL 2 | Dylan Beavers | 1B | 1 | Kyle Nicolas | 10 | 0 |
| 9/9 | PIT 2 @ BAL 3 | Samuel Basallo | 1B | 1 | Dauri Moreta | 11 | 0 |
| 9/6 | LAD 3 @ BAL 4 | Emmanuel Rivera | 1B | 2 | Tanner Scott | 9 | 2 |
| 9/5 | LAD 1 @ BAL 2 | Samuel Basallo | HR | 1 | Tanner Scott | 9 | 2 |
| 8/13 | SEA 3 @ BAL 4 | Jackson Holliday | 2B | 1 | Matt Brash | 9 | 2 |
| Opponent Walk-off Wins | | | | | | | |
| Date | Score | Batter/Runner | Action | RBI | Pitcher | INN | OUTS |
| 9/13 | BAL 4 @ HOU 5 | Alejandro Kirk | SF | 1 | Yennier Cano | 9 | 1 |
| 8/16 | BAL 4 @ HOU 5 | Ramón Urias | FC | 1 | Keegan Akin | 12 | 1 |
| 8/3 | BAL 3 @ CHC 5 | Justin Turner | HR | 2 | Keegan Akin | 9 | 0 |
| 5/24 (G1) | BAL 5 @ BOS 6 | Rafael Devers | 1B | 1 | Gregory Soto | 10 | 1 |
| Baltimore Orioles Back-to-Back Home Runs | | | | | | | |
| Date | Score | Batters | Pitcher | INN | OUTS | | |
| 9/3 | BAL 7 @ SD 5 | Colton Cowser/Coby Mayo/Alex Jackson | Nestor Cortes | 3 | 1 | | |
| 8/8 | ATH 2 @ BAL 3 | Adley Rutschman/Ryan Mountcastle | J.T. Ginn | 1 | 2 | | |
| 7/29 (G1) | TOR 4 @ BAL 16 | Tyler O'Neill/Ramón Urias | Lazaro Estrada | 6 | 1 | | |
| 7/28 | TOR 4 @ BAL 11 | Cedric Mullins/Coby Mayo | Chris Bassitt | 2 | 2 | | |
| 6/24 | TEX 6 @ BAL 5 (10) | Gary Sánchez/Ramón Urias/Ryan O'Hearn | Chris Martin | 7 | 0 | | |
| 6/14 | LAA 5 @ BAL 6 | Cedric Mullins/Gary Sánchez | Tyler Anderson | 6 | 0 | | |

| Baltimore Orioles Grand Slams | | | |
|---|----------------|------------------|-------------------------|
| Date | Score | Batter | Pitcher |
| 6/15 | LAA 2 @ BAL 11 | Gary Sánchez | Connor Brogdon |
| 5/14 | MIN 8 @ BAL 6 | Cedric Mullins | Simeon Woods Richardson |
| 4/16 | CLE 1 @ BAL 9 | Jackson Holliday | Gavin Williams |
| Opponent Grand Slams | | | |
| Date | Score | Batter | Pitcher |
| 8/4 | BAL 3 @ PHI 13 | Kyle Schwarber | Yaramil Hiraldo |
| 7/18 | BAL 1 @ TB 11 | Yandy Diaz | Grant Wolfram |
| 5/23 | BAL 5 @ BOS 19 | Rafael Devers | Emmanuel Rivera |
| 4/20 | CIN 24 @ BAL 2 | Noelvi Marte | Jorge Mateo |
| Baltimore Orioles Inside-the-Park Home Runs | | | |
| Date | Score | Batter | RBI |
| | | | - |
| Opponent Inside-the-Park Home Runs | | | |
| Date | Score | Batter | RBI |
| | | | - |
| Baltimore Orioles Pinch-Hit Home Runs | | | |
| Date | Score | Batter | Pitcher |
| 7/26 | COL 0 @ BAL 18 | Alex Jackson | Kyle Farmer |
| 7/10 (G1) | NYM 1 @ BAL 3 | Gunnar Henderson | Ryne Stanek |
| 5/10 | BAL 2 @ LAA 5 | Ramón Laureano | Brook Burke |
| Opponent Pinch-Hit Home Runs | | | |
| Date | Score | Batter | RBI |
| 8/3 | BAL 3 @ CHC 5 | Justin Turner | 2 |
| 7/30 | TOR 9 @ BAL 8 | Nathan Lukes | 3 |
| 6/18 | BAL 8 @ TB 12 | Brandon Lowe | 2 |
| 5/11 | BAL 7 @ LAA 3 | Matthew Lugo | 1 |
| 5/7 | BAL 2 @ MIN 5 | Harrison Bader | 2 |
| Baltimore Orioles Leadoff Home Runs | | | |
| Date | Score | Batter | Pitcher |
| 9/3 | BAL 7 @ SD 5 | Jackson Holliday | Nestor Cortes |
| 7/20 | BAL 5 @ TB 3 | Jackson Holliday | Ryan Pepiot |
| 5/31 | CWS 2 @ BAL 4 | Jackson Holliday | Davis Martin |
| 4/19 | CIN 5 @ BAL 9 | Cedric Mullins | Hunter Greene |
| 4/3 | BOS 8 @ BAL 4 | Cedric Mullins | Tanner Houck |
| 3/29 | BAL 9 @ TOR 5 | Colton Cowser | Max Scherzer |
| Opponent Leadoff Home Runs | | | |
| Date | Score | Batter | Pitcher |
| 9/7 | LAD 5 @ BAL 2 | Shohei Ohtani | Tomoyuki Sugano |
| 8/27 | BOS 3 @ BAL 2 | Roman Anthony | Dietrich Enns |
| 8/25 | BOS 4 @ BAL 3 | Roman Anthony | Tomoyuki Sugano |
| 6/16 | BAL 1 @ TB 7 | Josh Lowe | Zach Eflin |
| 5/24 (G1) | BAL 5 @ BOS 6 | Jarren Duran | Zach Eflin |
| 5/18 | WSH 10 @ BAL 4 | CJ Abrams | Zach Eflin |
| 4/29 | NY 15 @ BAL 3 | Trent Grisham | Kyle Gibson |
| 4/23 | BAL 3 @ WSH 4 | James Wood | Tomoyuki Sugano |

| LAST TIME IT HAPPENED | |
|---|--|
| BATTING | |
| Eutaw St. Home Run | Gunnar Henderson, 8/14/24 vs. WSH (Herz) |
| Opponent | Jonathan Aranda, 6/28/25 vs. TB (Eflin) |
| Second Deck Home Run in LF at OPACY | Austin Hays, 6/7/22 vs. CHC (Mills) |
| Opponent | Pete Alonso, 9/2/20 vs. NYM (Means) |
| Grand Slam | Gary Sánchez, 6/15/25 vs. LAA (Brogdon) |
| Two Grand Slams in One Game | Reimold, Clevenger, 9/11/15 vs. KC (Herrera, Chamberlain) |
| Pinch-Hit Home Run | Alex Jackson, 7/26/25 vs. COL (Farmer) |
| Pinch-Hit Walk-Off Home Run | Nolan Reimold, 7/24/16 vs. CLE (Allen) |
| Pinch-Hit Grand Slam | Dwight Evans, 7/26/91 vs. OAK (Nelson) |
| Inside-the-Park Home Run | Jorge Mateo, 8/20/23 at OAK (Sears) |
| LH & RH Home Run, Same Game | Anthony Santander, 8/7/24 at TOR (Francis, Yarbrough) |
| Individual 2-Home Run Game | Jackson Holliday, 5/4/25 vs. KC (Lorenzen) |
| Individual 3-Home Run Game | Ryan Mountcastle, 6/19/21 vs. TOR (Manoah, Kay) |
| Individual 4-Home Run Game | Never |
| Home Run in Consecutive Games | Colton Cowser, 9/14-15/25 at TOR, at CWS |
| Home Run in 3 Consecutive Games | Tyler O'Neill, 7/25-29 (G1)/25 vs. COL, vs. TOR (4 G) |
| Home Run in 4 Consecutive Games | Tyler O'Neill, 7/25-29 (G1)/25 vs. COL, vs. TOR |
| Home Run in 5 Consecutive Games | Jonathan Schoop, 7/22-27/18 vs. TOR, BOS, TB |
| Home Run in 6 Consecutive Games | Chris Davis, 9/26-10/2/12 vs. TOR, BOS, TB |
| 4-Home Run Game, Team | 9/3/25 at SD |
| 5-Home Run Game, Team | 4/19/25 vs. CIN |
| 6-Home Run Game, Team | 3/27/25 at TOR |
| 7-Home Run Game, Team | 6/2/16 vs. BOS |
| 8+-Home Run Game, Team | 6/16/15 vs. PHI (8 HR) |
| 10+-Run Game, Team | 8/17/25 at HOU (12 R) |
| 15+-Run Game, Team | 7/29/25 (G1) vs. TOR (16 R) |
| 20+-Run Game, Team | 6/27/25 vs. TB (22 R) |
| Back-to-Back HR | Cowser/Mayo/A. Jackson, 9/3/25 at SD (3 rd inning) |
| Back-to-Back HR to Start First Inning | Mullins/Henderson, 4/19/25 vs. CIN |
| Back-to-Back-to-Back HR | Cowser/Mayo/A. Jackson, 9/3/25 at SD (3 rd inning) |
| Back-to-Back-to-Back HR to Start First Inning | Flaherty/Hardy/Markakis, 5/10/12 (G1) vs. TEX |
| 2 Back-to-Back HRs, Same Game | Mullins/Henderson (1 st) & Laureano/Westburg (7 th), 4/19/25 vs. CIN |
| Leadoff Home Run | Jackson Holliday, 9/3/25 at SD (Cortes) |
| Walk-Off Win | Dylan Beavers (1B), 9/10/25 vs. PIT (Nicolas) |
| Walk-Off Home Run | Samuel Basallo, 9/5/25 vs. LAD (Scott) |
| Walk-Off Grand Slam | Manny Machado, 8/18/17 vs. LAA (Middleton) |
| Walk-Off Home Run, Eutaw St. | Rio Ruiz, 8/11/19 vs. HOU (Osuna) |
| Home Run, 15 th Inning or later | Jonathan Villar, 7/25/19 at LAA (Canning) |
| Home Run, 17 th Inning or later | Adam Jones, 5/6/12 at BOS (McDonald) |
| Home Run by a Pitcher | Zack Britton, 7/3/11 at ATL (Beachy) |
| 2-Home Run Game by a Pitcher | Milt Pappas, 8/27/61 at MIN (Ramos) |
| Oriole to hit a Home Run for 1 st ML hit | Connor Norby, 6/4/24 at TOR (Pearson) |
| Oriole w/ 2 Home Runs in One Inning | Mark Trumbo, 4/15/16 at TEX (7 th inning, Pérez, Faulkner) |
| Oriole w/ 3 Home Runs in Consecutive Innings | Manny Machado, 8/7/16 at CWS (1 st , 2 nd , 3 rd inning, Shields, Albers) |
| 5-Hit Game | Adley Rutschman, 6/21/24 at HOU |
| 6-Hit Game | Cal Ripken, Jr., 6/13/99 at ATL |
| 5-RBI Game | Jordan Westburg, 8/17/25 at HOU |
| 6-RBI Game | Adley Rutschman, 6/9/24 at TB |
| 7-RBI Game | Ryan Mountcastle, 4/11/23 vs. OAK (9 RBI) |
| 8-RBI Game | Ryan Mountcastle, 4/11/23 vs. OAK (9 RBI) |
| 9-RBI Game | Ryan Mountcastle, 4/11/23 vs. OAK |
| PITCHING | |
| Perfect Game | Never |
| No-Hitter | 5/5/21 at SEA (Means) |
| 1-Hitter | 8/15/25 at HOU (Young, Hiraldo) |
| Complete Game | 8/1/25 at CHC (Rogers, 8.0 IP) |
| Complete Game, 9.0+ IP | 9/23/22 vs. HOU (Kremer, 9.0 IP) |
| Shutout | 9/23/22 vs. HOU (Kremer) |
| Team Shutout | 8/17/25 at HOU (Kremer, Wolfram, Martin) |
| Consecutive CG, Pitcher | Sidney Ponson (2), 5/16-22/04 |
| Consecutive Shutouts, Pitcher | Mike Mussina (2), 9/26-10/1/95 |
| Consecutive CG, Team | 5/13-14/11 (Guthrie, Bergesen) |
| Consecutive Shutouts, Team | 4/18-19/23 at WSH |
| 10+ Strikeout Game, Pitcher | Kyle Bradish (10), 8/26/25 vs. BOS |
| 15+ Strikeout Game, Pitcher | Erik Bedard (15), 7/7/07 at TEX |
| 10+ Strikeout Game, Team | 9/16/25 at CWS (10 K) |
| 15+ Strikeout Game, Team | 9/15/25 at CWS (15 K) |
| 4+ Strikeouts in an inning | Mike Cuellar (4), 5/29/70 at CAL |
| Immaculate Inning | Brandon Young, 7/8/25 vs. NYM (5 th inning) |
| MISCELLANEOUS | |
| Hit for the Cycle | Cedric Mullins, 5/12/23 vs. PIT (7 th in club history) |
| Steal of Home | Ryan Mountcastle, 8/14/25 vs. SEA |
| Position Player to Pitch | Luis Vázquez, 9/14/25 at TOR (1.0 IP) |
| Triple Play Turned | 9/18/22, Bottom 3 rd at TOR (Chapman batting/Kremer pitching) |
| Manager Ejection | Scoring: 6-4-3 (Mateo-Vavra-Aguilar) |
| Player Ejection | Tony Mansolino, 7/20/25 at TB (1 st career) |
| | Ryan O'Hearn, 7/21/25 at CLE (3 rd career) |
| WINNING SWEEPS | |
| 2-Game, at OPACY | 9/26-27/23 vs. WSH |
| 2-Game, Road | 8/18-19/25 at BOS |
| 3-Game, at OPACY | 9/9-11/25 vs. PIT |
| 3-Game, Road | 9/1-3/25 at SD |
| 4-Game, at OPACY | 7/7-10/22 vs. LAA |
| 4-Game, Road | 6/7-10/24 at TB |
| Doubleheader | 7/29/25 vs. TOR |





| 2025 OUTFIELD ASSISTS | | | | | | |
|-----------------------|----|----|----|----|-------|--------------|
| Outfielder | 1B | 2B | 3B | HP | TOTAL | ERRORS (F-T) |
| Jordyn Adams | - | - | - | - | - | - |
| Greg Allen | - | - | - | - | - | - |
| Dylan Beavers | - | 1 | - | - | 1 | 1 (0-1) |
| Dylan Carlson | - | 2 | - | 1 | 3 | - |
| Colton Cowser | - | 1 | 1 | 2 | 4 | 2 (1-1) |
| Cooper Hummel | - | - | - | - | - | - |
| Jeremiah Jackson | - | 1 | - | 1 | 2 | 1 (1-0) |
| Daniel Johnson | - | - | - | - | - | - |
| Heston Kjerstad | - | 4 | - | - | 4 | - |
| Ramón Laureano | - | 4 | - | 3 | 7 | 5 (2-3) |
| Jorge Mateo | - | - | - | - | - | 1 (1-0) |
| Cedric Mullins | - | - | - | - | - | 3 (1-2) |
| Ryan Noda | - | 1 | - | - | 1 | - |
| Ryan O'Hearn | - | - | - | - | - | - |
| Tyler O'Neill | 1 | 3 | 0 | 1 | 5 | 1 (1-0) |
| Team Totals | 1 | 17 | 1 | 8 | 27 | 14 (7-7) |

| 2025 CATCHING BREAKDOWN | | | | | | |
|-------------------------|--------|----|---------|-----------|--------|------|
| | Errors | | SB | Pick-offs | | |
| Catcher | F-T-C | PB | CCS-ATT | 1B-2B-3B | Inn. | ERA |
| Samuel Basallo | 0-1-1 | 1 | 2-9 | 0-0-0 | 142.2 | 3.91 |
| Maverick Handley | 0-0-1 | 0 | 0-13 | 0-0-0 | 121.2 | 4.25 |
| Alex Jackson | 0-2-0 | 2 | 7-21 | 0-0-0 | 222.2 | 4.73 |
| Adley Rutschman | 0-2-0 | 1 | 10-46 | 0-1-1 | 538.1 | 4.68 |
| Gary Sánchez | 0-2-2 | 1 | 1-18 | 1-0-0 | 175.1 | 5.39 |
| Jacob Stallings | 0-1-0 | 2 | 3-12 | 0-0-0 | 97.0 | 3.62 |
| Chadwick Tromp | 0-1-0 | 1 | 0-2 | 0-0-0 | 39.0 | 5.77 |
| Totals | 0-9-4 | 8 | 23-121 | 1-1-1 | 1335.2 | 4.62 |
| | | | | | 71-80 | |

| SCORING BY INNING | | | | | | | | | | | |
|-------------------|----|----|-----|----|----|----|----|----|----|--------|--------|
| | 1 | 2 | 3 | 4 | 5 | 6 | 7 | 8 | 9 | Extras | Totals |
| OPPONENTS | 97 | 70 | 101 | 85 | 86 | 67 | 74 | 96 | 52 | 9 | 737 |
| ORIOLES | 67 | 67 | 95 | 53 | 74 | 75 | 87 | 79 | 32 | 18 | 647 |

2025 SCHEDULE

| G# | DATE | OPP. | W-L | SCORE | WP/LP/SV | REC | POS | GA/GB | ATT. |
|--------------------|--------|---------|---------------|----------------|--------------------------------|----------------|-------------------|-------|---------|
| 1 | 3/27 | at TOR | W | 12-2 | Eflin/Berrios | 1-0 | T-1 st | +0.5 | 40,734 |
| 2 | 3/28 | at TOR | L | 8-2 | Gausman/Morton | 1-1 | T-3 rd | -0.5 | 26,289 |
| 3 | 3/29 | at TOR | W | 9-5 | Kremer/Lovelyad | 2-1 | 2 nd | -0.5 | 27,005 |
| 4 | 3/30 | at TOR | L | 3-1 | Bassitt/Sugano/Hoffman | 2-2 | 3 rd | -1.5 | 21,069 |
| 5 | 3/31 | vs. BOS | W | 8-5 | Dominguez/Newcomb | 3-2 | 3 rd | -1.0 | 45,002* |
| MARCH TOTALS: 3-2 | | | | TEAM ERA: 4.60 | | TEAM AVG: .305 | | | |
| | 4/1 | OFF DAY | | | | 3-2 | 4 th | -1.0 | |
| 6 | 4/2 | vs. BOS | L | 3-0 | Crochet/Eflin/Chapman | 3-3 | 4 th | -1.5 | 18,146 |
| 7 | 4/3 | vs. BOS | L | 8-4 | Kelly/Morton | 3-4 | T-4 th | -2.0 | 16,656 |
| 8 | 4/4 | at KC | L | 8-2 | Lugo/Kremer | 3-5 | 5 th | -2.5 | 14,196 |
| 9 | 4/5 | at KC | W | 8-1 | Sugano/Wacha | 4-5 | 5 th | -2.5 | 14,383 |
| 10 | 4/6 | at KC | L | 4-1 | Bubic/Povich/Estévez | 4-6 | 5 th | -2.5 | 19,098 |
| 11 | 4/7 | at AZ | W | 5-1 | Eflin/Gallen | 5-6 | T-4 th | -1.5 | 20,333 |
| 12 | 4/8 | at AZ | L | 4-3 | Kelly/Morton/Martinez | 5-7 | 4 th | -2.0 | 23,843 |
| 13 | 4/9 | at AZ | L | 9-0 | Pfaadt/Kremer | 5-8 | 5 th | -2.5 | 22,411 |
| | 4/10 | OFF DAY | | | | 5-8 | 5 th | -2.5 | |
| | 4/11 | vs. TOR | **POSTPONED** | | Rescheduled for 7/29 (DH) | 5-8 | 5 th | -2.5 | |
| 14 | 4/12 | vs. TOR | W | 5-4 | Baker/Francis/Bautista | 6-8 | T-4 th | -2.0 | 22,130 |
| 15 | 4/13 | vs. TOR | L | 7-6 (10) | Hoffman/Bowman | 6-9 | 5 th | -2.5 | 27,193 |
| | 4/14 | OFF DAY | | | | 6-9 | 5 th | -2.5 | |
| 16 | 4/15 | vs. CLE | L | 6-3 | Allen/Morton/Clase | 6-10 | 5 th | -3.5 | 14,203 |
| 17 | 4/16 | vs. CLE | W | 9-1 | Kremer/Williams | 7-10 | 5 th | -3.5 | 13,964 |
| 18 | 4/17 | vs. CLE | W | 6-2 | Sugano/Bibee | 8-10 | 4 th | -3.5 | 16,201 |
| 19 | 4/18 | vs. CIN | L | 8-3 | Abbott/Povich | 8-11 | 4 th | -4.5 | 42,587* |
| 20 | 4/19 | vs. CIN | W | 9-5 | Dominguez/Greene/Bautista | 9-11 | 4 th | -3.5 | 28,534 |
| 21 | 4/20 | vs. CIN | L | 24-2 | Rogers/Morton/Wynne | 9-12 | 4 th | -4.5 | 19,053 |
| | 4/21 | OFF DAY | | | | 9-12 | 4 th | -4.0 | |
| 22 | 4/22 | at WSH | L | 7-0 | Parker/Kremer | 9-13 | 4 th | -4.0 | 29,504 |
| 23 | 4/23 | at WSH | L | 4-3 | López/Soto/Finnegan | 9-14 | 5 th | -5.0 | 22,246 |
| 24 | 4/24 | at WSH | W | 2-1 | Povich/Gore/Bautista | 10-14 | 5 th | -4.5 | 23,058 |
| | 4/25 | at DET | **POSTPONED** | | Rescheduled for 4/26 (DH) | 10-14 | 5 th | -4.0 | |
| 25 | 4/26-1 | at DET | L | 4-3 | Mize/Young/Vest | 10-15 | | | 28,509 |
| 26 | 4/26-2 | at DET | L | 6-2 | Hurter/Morton | 10-16 | 5 th | -5.0 | 21,422 |
| 27 | 4/27 | at DET | L | 7-0 | Skubal/Kremer | 10-17 | 5 th | -6.5 | 28,613 |
| 28 | 4/28 | vs. NYY | W | 4-3 | Sugano/Warren/Bautista | 11-17 | 5 th | -5.5 | 22,775 |
| 29 | 4/29 | vs. NYY | L | 15-3 | Rodón/Gibson | 11-18 | 5 th | -6.5 | 22,164 |
| 30 | 4/30 | vs. NYY | W | 5-4 | Baker/Carrasco/Bautista | 12-18 | 5 th | -5.5 | 22,381 |
| APRIL TOTALS: 9-16 | | | | TEAM ERA: 5.64 | | TEAM AVG: .206 | | | |
| | 5/1 | OFF DAY | | | | 12-18 | 5 th | -5.5 | |
| 31 | 5/2 | vs. KC | W | 3-0 | Kremer/Wacha/Bautista | 13-18 | 5 th | -5.5 | 26,364 |
| 32 | 5/3 | vs. KC | L | 4-0 | Bubic/Sugano | 13-19 | 5 th | -5.5 | 19,348 |
| 33 | 5/4 | vs. KC | L | 11-6 | Zerpa/Cano | 13-20 | 5 th | -5.5 | 31,956 |
| | 5/5 | OFF DAY | | | | 13-20 | 5 th | -5.0 | |
| 34 | 5/6 | at MIN | L | 9-1 | López/Povich | 13-21 | 5 th | -6.0 | 19,779 |
| 35 | 5/7 | at MIN | L | 5-2 | Coulombe/Morton/Duran | 13-22 | 5 th | -7.0 | 16,417 |
| 36 | 5/8 | at MIN | L | 5-2 | Jax/Cano/Duran | 13-23 | 5 th | -7.5 | 17,410 |
| 37 | 5/9 | at LAA | W | 4-1 | Sugano/Hendricks/Bautista | 14-23 | 5 th | -7.5 | 30,778 |
| 38 | 5/10 | at LAA | L | 5-2 | Kochanowicz/Gibson | 14-24 | 5 th | -7.5 | 27,975 |
| 39 | 5/11 | at LAA | W | 7-3 | Eflin/Ty. Anderson | 15-24 | 5 th | -8.0 | 29,460 |
| | 5/12 | OFF DAY | | | | 15-24 | 5 th | -8.0 | |
| | 5/13 | vs. MIN | **POSTPONED** | | Rescheduled for 5/14 (DH) | 15-24 | 5 th | -7.5 | |
| 40 | 5/14-1 | vs. MIN | L | 6-3 | Stewart/Kremer/Duran | 15-25 | 5 th | -8.5 | |
| 41 | 5/14-2 | vs. MIN | L | 8-6 | Funderburk/Cano/Sands | 15-26 | 5 th | -9.0 | 10,169 |
| 42 | 5/15 | vs. MIN | L | 4-0 | Paddack/Sugano | 15-27 | 5 th | -9.5 | 30,926 |
| 43 | 5/16 | vs. WSH | L | 4-3 | López/Bautista/Finnegan | 15-28 | 5 th | -10.5 | 21,171 |
| 44 | 5/17 | vs. WSH | L | 10-6 | Irvin/Gibson | 15-29 | 5 th | -10.5 | 28,208 |
| 45 | 5/18 | vs. WSH | L | 10-4 | Soroka/Eflin | 15-30 | 5 th | -11.5 | 37,264 |
| 46 | 5/19 | at MIL | L | 5-4 | Uribe/Cano/Megill | 15-31 | 5 th | -12.0 | 22,319 |
| 47 | 5/20 | at MIL | L | 5-2 | Henderson/McDermott/Uribe | 15-32 | 5 th | -13.0 | 22,778 |
| 48 | 5/21 | at MIL | W | 8-4 (11) | Baker/Alexander | 16-32 | 5 th | -13.0 | 30,554 |
| | 5/22 | at BOS | **POSTPONED** | | Rescheduled for 5/23 (DH) | 16-32 | 5 th | -13.5 | |
| 49 | 5/23-1 | at BOS | L | 19-5 | Whitlock/Dominguez | 16-33 | 5 th | -14.0 | 31,150 |
| | 5/23-2 | at BOS | **POSTPONED** | | Rescheduled for 5/24 (DH) | 16-33 | 5 th | -13.5 | |
| 50 | 5/24-1 | at BOS | L | 6-5 (10) | Weissert/Soto | 16-34 | 5 th | -14.5 | 30,958 |
| 51 | 5/24-2 | at BOS | W | 2-1 | Kittredge/Bernardino/Dominguez | 17-34 | 5 th | -14.0 | 34,604 |
| 52 | 5/25 | at BOS | W | 5-1 | Kremer/Buehler | 18-34 | 5 th | -14.0 | 36,824 |
| 53 | 5/26 | vs. STL | W | 5-2 | Morton/Fedde/Bautista | 19-34 | 5 th | -14.0 | 21,717 |
| 54 | 5/27 | vs. STL | L | 7-4 | Matz/Baker/Helsley | 19-35 | 5 th | -15.0 | 13,779 |
| 55 | 5/28 | vs. STL | L | 6-4 | King/Povich/Helsley | 19-36 | 5 th | -16.0 | 14,491 |
| | 5/29 | OFF DAY | | | | 19-36 | 5 th | -16.0 | |
| 56 | 5/30 | vs. CWS | W | 2-1 | Eflin/Burke/Bautista | 20-36 | 5 th | -15.0 | 22,108 |
| 57 | 5/31 | vs. CWS | W | 4-2 | Kremer/Martin/Bautista | 21-36 | 5 th | -14.0 | 23,470 |
| MAY TOTALS: 9-18 | | | | TEAM ERA: 5.21 | | TEAM AVG: .250 | | | |
| 58 | 6/1 | vs. CWS | W | 3-2 | Morton/Houser/Baker | 22-36 | 5 th | -14.0 | 33,037 |
| | 6/2 | OFF DAY | | | | 22-36 | 5 th | -14.0 | |
| 59 | 6/3 | at SEA | W | 5-1 | Sugano/Kirby | 23-36 | 5 th | -14.0 | 21,089 |
| 60 | 6/4 | at SEA | W | 3-2 | Cano/Vargas/Bautista | 24-36 | 5 th | -13.0 | 19,231 |
| 61 | 6/5 | at SEA | W | 4-3 | Eflin/Woo/Baker | 25-36 | 5 th | -13.0 | 27,887 |
| 62 | 6/6 | at ATH | L | 5-4 | Sears/Kremer/Miller | 25-37 | 5 th | -14.0 | 8,424 |
| 63 | 6/7 | at ATH | W | 7-4 | Akin/Severino/Bautista | 26-37 | 5 th | -13.0 | 9,185 |
| 64 | 6/8 | at ATH | L | 5-1 | Newcomb/Sugano | 26-38 | 5 th | -13.0 | 8,836 |
| | 6/9 | OFF DAY | | | | 26-38 | 5 th | -13.0 | |
| 65 | 6/10 | vs. DET | L | 5-3 | Lee/Povich/Vest | 26-39 | 5 th | -14.0 | 20,291 |
| 66 | 6/11 | vs. DET | W | 10-1 | Eflin/Mize | 27-39 | 5 th | -14.0 | 18,630 |
| 67 | 6/12 | vs. DET | L | 4-1 | Skubal/Kremer/Vest | 27-40 | 5 th | -15.0 | 18,800 |
| 68 | 6/13 | vs. LAA | W | 2-0 | Morton/Kochanowicz/Bautista | 28-40 | 5 th | -14.0 | 20,204 |
| 69 | 6/14 | vs. LAA | W | 6-5 | Akin/Anderson/Bautista | 29-40 | 5 th | -13.0 | 26,313 |
| 70 | 6/15 | vs. LAA | W | 11-2 | Povich/Kikuchi | 30-40 | 5 th | -12.0 | 33,370 |
| 71 | 6/16 | at TB | L | 7-1 | Pepiot/Eflin | 30-41 | 5 th | -12.0 | 10,046 |
| 72 | 6/17 | at TB | W | 5-1 | Kremer/Littell | 31-41 | 5 th | -11.0 | 10,046 |
| 73 | 6/18 | at TB | L | 12-8 | Montgomery/Kittredge | 31-42 | 5 th | -11.0 | 10,046 |
| 74 | 6/19 | at TB | W | 4-1 | Morton/Rasmussen/Bautista | 32-42 | 5 th | -11.0 | 10,046 |
| 75 | 6/20 | at NYY | W | 5-3 | Blewett/Weaver/Bautista | 33-42 | 5 th | -10.0 | 47,034 |
| 76 | 6/21 | at NYY | L | 9-0 | Schmidt/Eflin | 33-43 | 5 th | -11.0 | 46,142 |
| 77 | 6/22 | at NYY | L | 4-2 | Cruz/Baker/Williams | 33-44 | 5 th | -12.0 | 45,571 |
| 78 | 6/23 | vs. TEX | W | 6-0 | Rogers/Corbin | 34-44 | 5 th | -11.0 | 13,929 |
| 79 | 6/24 | vs. TEX | L | 6-5 (10) | Jackson/Dominguez/Garcia | 34-45 | 5 th | -11.0 | 16,909 |
| 80 | 6/25 | vs. TEX | L | 7-0 | deGrom/Young | 34-46 | 5 th | -12.0 | 22,828 |
| | 6/26 | OFF DAY | | | | 34-46 | 5 th | -12.0 | |
| 81 | 6/27 | vs. TB | W | 22-8 | Sugano/Orze | 35-46 | 5 th | -12.0 | 20,047 |
| 82 | 6/28 | vs. TB | L | 11-3 | Littell/Eflin | 35-47 | 5 th | -12.0 | 30,491 |
| 83 | 6/29 | vs. TB | W | 5-1 | Kremer/Bradley | 36-47 | 5 th | -12.0 | 19,226 |
| 84 | 6/30 | at TEX | W | 10-6 (10) | Akin/Milner | 37-47 | 5 th | -11.0 | 27,420 |
| JUNE TOTALS: 16-11 | | | | TEAM ERA: 4.05 | | TEAM AVG: .253 | | | |
| 85 | 7/1 | at TEX | L | 10-2 | deGrom/Young/Latz | 37-48 | 5 th | -11.0 | 30,933 |
| 86 | 7/2 | at TEX | L | 6-0 | Eovaldi/Sugano/Dunning | 37-49 | 5 th | -11.0 | 27,636 |
| | 7/3 | OFF DAY | | | | 37-49 | 5 th | -11.5 | |
| 87 | 7/4 | at ATL | W | 3-2 | Morton/Strider/Bautista | 38-49 | 5 th | -11.5 | 40,249 |
| 88 | 7/5 | at ATL | W | 9-6 (10) | Bautista/Montero/Cano | 39-49 | 5 th | -11.5 | 37,170 |
| 89 | 7/6 | at ATL | W | 2-1 | Rogers/Holmes/Dominguez | 40-49 | 5 th | -11.5 | 34,012 |
| | 7/7 | OFF DAY | | | | 40-49 | 5 th | -12.0 | |
| 90 | 7/8 | vs. NYM | L | 7-6 (10) | Díaz/Cano/Brazobán | 40-50 | 5 th | -13.0 | 35,200 |
| | 7/9 | vs. NYM | **POSTPONED** | | Rescheduled for 7/10 (DH) | 40-50 | 5 th | -12.5 | |
| 91 | 7/10-1 | vs. NYM | W | 3-1 | Wolfram/Stanek/Bautista | 41-50 | 5 th | -12.0 | 25,262 |
| 92 | 7/10-2 | vs. NYM | W | 7-3 | Sugano/Hagenman | 42-50 | 5 th | -11.5 | 17,961 |
| 93 | 7/11 | vs. MIA | W | 5-2 | Kremer/Cabrera | 43-50 | 5 th | -11.5 | 22,213 |
| 94 | 7/12 | vs. MIA | L | 6-0 | Junk/Rogers | 43-51 | 5 th | -11.5 | 34,332 |
| 95 | 7/13 | vs. MIA | L | 11-1 | Pérez/Young | 43-52 | 5 th | -11.5 | 17,759 |

| | | | | | | | | | | |
|---|---|---------|---------|---|---------------------------|------------------------------|-----------------|-------|---------|--|
| 7/14 | Home Run Derby (Truist Park - Atlanta, GA) | | | | | | | | | |
| 7/15 | MLB All-Star Game (Truist Park - Atlanta, GA) | | | | | | | | | |
| 7/16-17 All-Star Break | | | | | | | | | | |
| 96 | 7/18 | at TB | L | 11-1 | Bradley/Morton | 43-53 | 5 th | -12.5 | 10,046 | |
| 97 | 7/19 | at TB | L | 4-3 | Uceta/Domínguez/Fairbanks | 43-54 | 5 th | -13.5 | 10,046 | |
| 98 | 7/20 | at TB | W | 5-3 | Rogers/Pepiot/Bautista | 44-54 | 5 th | -13.5 | 9,195 | |
| 99 | 7/21 | at CLE | L | 10-5 | Bibee/Selby | 44-55 | 5 th | -14.5 | 21,748 | |
| 100 | 7/22 | at CLE | L | 6-3 | Cantillo/Young/Clase | 44-56 | 5 th | -14.5 | 22,714 | |
| 101 | 7/23 | at CLE | L | 3-2 | Gaddis/Selby/Clase | 44-57 | 5 th | -15.5 | 30,476 | |
| 102 | 7/24 | at CLE | W | 4-3 | Morton/Allen/Soto | 45-57 | 5 th | -15.5 | 26,223 | |
| 103 | 7/25 | vs. COL | L | 6-5 | Bird/Kittredge/Halvorsen | 45-58 | 5 th | -16.5 | 25,090 | |
| 104 | 7/26 | vs. COL | W | 18-0 | Rogers/Senzatela | 46-58 | 5 th | -16.5 | 20,188 | |
| 105 | 7/27 | vs. COL | W | 5-1 | Sugano/Gomber | 47-58 | 5 th | -15.5 | 16,407 | |
| 106 | 7/28 | vs. TOR | W | 11-4 | Martin/Bassitt | 48-58 | 5 th | -14.5 | 20,176 | |
| 107 | 7/29-1 | vs. TOR | W | 16-4 | Morton/Lucas | 49-58 | 5 th | -13.5 | 16,194 | |
| 108 | 7/29-2 | vs. TOR | W | 3-2 | Kittredge/Hoffman/Martin | 50-58 | 5 th | -12.5 | 14,929 | |
| 109 | 7/30 | vs. TOR | L | 9-8 | Fluharty/Cano/Hoffman | 50-59 | 5 th | -13.5 | 17,049 | |
| JULY TOTALS: 13-12 | | | | TEAM ERA: 4.79 | | TEAM AVG: .257 | | | | |
| 110 | 8/1 | at CHC | L | 1-0 | Horton/Rogers/Palencia | 50-60 | 5 th | -13.5 | 40,520 | |
| 111 | 8/2 | at CHC | W | 4-3 | Wolfram/Thielbar/Akin | 51-60 | 5 th | -13.5 | 40,781 | |
| 112 | 8/3 | at CHC | L | 5-3 | Palencia/Akin | 51-61 | 5 th | -13.5 | 39,430 | |
| 113 | 8/4 | at PHI | L | 13-3 | Luzardo/Povich | 51-62 | 5 th | -14.5 | 41,099 | |
| 114 | 8/5 | at PHI | L | 5-0 | Walker/Kremer | 51-63 | 5 th | -15.5 | 43,660 | |
| 115 | 8/6 | at PHI | W | 5-1 | Rogers/Suárez | 52-63 | 5 th | -15.5 | 42,030 | |
| 8/7 | | OFF DAY | | | | 52-63 | 5 th | -15.5 | | |
| 116 | 8/8 | vs. ATH | W | 3-2 | Sugano/Ginn/Akin | 53-63 | 5 th | -14.5 | 20,796 | |
| 117 | 8/9 | vs. ATH | L | 11-3 | Perkins/Young | 53-64 | 5 th | -14.5 | 30,078 | |
| 118 | 8/10 | vs. ATH | L | 3-2 | Alvarado/Akin | 53-65 | 5 th | -15.5 | 23,183 | |
| 8/11 | | OFF DAY | | | | 53-65 | 5 th | -15.5 | | |
| 119 | 8/12 | vs. SEA | L | 1-0 | Kirby/Kremer/Muñoz | 53-66 | 5 th | -16.5 | 19,356 | |
| 120 | 8/13 | vs. SEA | W | 4-3 | Akin/Brash | 54-66 | 5 th | -15.5 | 17,290 | |
| 121 | 8/14 | vs. SEA | W | 5-3 | Sugano/Evans/Enns | 55-66 | 5 th | -15.5 | 14,083 | |
| 122 | 8/15 | at HOU | W | 7-0 | Young/Valdez | 56-66 | 5 th | -15.5 | 33,654 | |
| 123 | 8/16 | at HOU | L | 5-4 (12) | De Los Santos/Akin | 56-67 | 5 th | -16.5 | 37,641 | |
| 124 | 8/17 | at HOU | W | 12-0 | Kremer/Javier | 57-67 | 5 th | -15.5 | 36,411 | |
| 125 | 8/18 | at BOS | W | 6-3 | Rogers/May | 58-67 | 5 th | -14.5 | 36,961 | |
| 126 | 8/19 | at BOS | W | 4-3 (11) | Cano/Whitlock/Martin | 59-67 | 5 th | -14.0 | 37,435 | |
| 8/20 | | OFF DAY | | | | 59-67 | 5 th | -14.0 | | |
| 127 | 8/21 | vs. HOU | L | 7-2 | Alexander/Young | 59-68 | 5 th | -14.5 | 18,061 | |
| 128 | 8/22 | vs. HOU | L | 10-7 | Okert/Povich/Abreu | 59-69 | 5 th | -15.5 | 24,224 | |
| 129 | 8/23 | vs. HOU | L | 9-8 | Blubaugh/Enns/Abreu | 59-70 | 5 th | -16.5 | 30,159 | |
| 130 | 8/24 | vs. HOU | W | 3-2 | Rogers/Arrighetti/Akin | 60-70 | 5 th | -15.5 | 19,746 | |
| 131 | 8/25 | vs. BOS | L | 4-3 | Fitts/Sugano/Chapman | 60-71 | 5 th | -16.5 | 15,740 | |
| 132 | 8/26 | vs. BOS | L | 5-0 | Giolito/Bradish | 60-72 | 5 th | -16.5 | 14,776 | |
| 133 | 8/27 | vs. BOS | L | 3-2 | Weissert/Akin/Chapman | 60-73 | 5 th | -17.5 | 16,790 | |
| 134 | 8/28 | vs. BOS | L | 3-2 | Hicks/Garcia/Matz | 60-74 | 5 th | -18.0 | 15,374 | |
| 135 | 8/29 | at SF | L | 15-8 | Bivens/Kremer | 60-75 | 5 th | -18.0 | 40,043 | |
| 136 | 8/30 | at SF | W | 11-1 | Rogers/Seymour | 61-75 | 5 th | -17.0 | 37,711 | |
| 137 | 8/31 | at SF | L | 13-2 | Verlander/Sugano/Bivens | 61-76 | 5 th | -18.0 | 39,220 | |
| AUGUST TOTALS: 11-17 | | | | TEAM ERA: 4.13 | | TEAM AVG: .228 | | | | |
| 138 | 9/1 | at SD | W | 4-3 | Enns/Adam/Akin | 62-76 | 5 th | -17.0 | 45,586 | |
| 139 | 9/2 | at SD | W | 6-2 | Wells/Darvish | 63-76 | 5 th | -17.0 | 42,536 | |
| 140 | 9/3 | at SD | W | 7-5 | Povich/Cortes/Cano | 64-76 | 5 th | -17.0 | 35,019 | |
| 9/4 | | OFF DAY | | | | 64-76 | 5 th | -17.0 | | |
| 141 | 9/5 | vs. LAD | W | 2-1 | Cano/Scott | 65-76 | 5 th | -17.0 | 25,481 | |
| 142 | 9/6 | vs. LAD | W | 4-3 | Suárez/Treinen | 66-76 | 5 th | -16.0 | 42,612* | |
| 143 | 9/7 | vs. LAD | L | 5-2 | Kershaw/Sugano/Dreyer | 66-77 | 5 th | -16.0 | 27,874 | |
| 9/8 | | OFF DAY | | | | 66-77 | 5 th | -16.0 | | |
| 144 | 9/9 | vs. PIT | W | 3-2 (11) | Enns/Moreta | 67-77 | 5 th | -16.0 | 15,488 | |
| 145 | 9/10 | vs. PIT | W | 2-1 (10) | Suárez/Nicolas | 68-77 | 5 th | -15.0 | 18,210 | |
| 146 | 9/11 | vs. PIT | W | 3-2 | Wolfram/Holderman/Akin | 69-77 | 5 th | -15.0 | 13,957 | |
| 147 | 9/12 | at TOR | L | 6-1 | Fisher/Enns | 69-78 | 5 th | -16.0 | 34,376 | |
| 148 | 9/13 | at TOR | L | 5-4 | Fisher/Cano | 69-79 | 5 th | -17.0 | 42,461 | |
| 149 | 9/14 | at TOR | L | 11-2 | Bieber/Wolfram | 69-80 | 5 th | -18.0 | 42,032 | |
| 150 | 9/15 | at CWS | W | 4-1 | Bradish/Wilson/Enns | 70-80 | 5 th | -18.0 | 11,020 | |
| 151 | 9/16 | at CWS | W | 8-7 | Kremer/Smith/Akin | 71-80 | 5 th | -18.0 | 12,428 | |
| 152 | 9/17 | at CWS | 2:10 PM | MASN2 | | | | | | |
| 153 | 9/18 | vs. NYY | 7:15 PM | FOX | | | | | | |
| 154 | 9/19 | vs. NYY | 7:05 PM | MASN | | | | | | |
| 155 | 9/20 | vs. NYY | 7:05 PM | MASN | | | | | | |
| 156 | 9/21 | vs. NYY | 1:35 PM | MASN | | | | | | |
| 9/22 | | OFF DAY | | | | | | | | |
| 157 | 9/23 | vs. TB | 6:35 PM | MASN2 | | | | | | |
| 158 | 9/24 | vs. TB | 6:35 PM | MASN2 FS1* | | | | | | |
| 159 | 9/25 | vs. TB | 1:05 PM | MASN | | | | | | |
| 160 | 9/26 | at NYY | 7:05 PM | MASN | | | | | | |
| 161 | 9/27 | at NYY | 1:05 PM | MASN | | | | | | |
| 162 | 9/28 | at NYY | 3:05 PM | MASN | | | | | | |
| SEPTEMBER TOTALS: 10-4 | | | | TEAM ERA: 3.48 | | TEAM AVG: .221 | | | | |
| *Indicates home sellout | | | | | | | | | | |
| ^Indicates out-of-market broadcast | | | | | | | | | | |
| Pitchers in CAPS indicates complete game | | | | | | | | | | |
| All times listed are Eastern | | | | | | | | | | |
| MASN and MASN2 games can also be streamed locally via MASN+ | | | | | | | | | | |
| All games broadcast on the Orioles Radio Network and 98 Rock 97.9 FM/HD2 & WBAL NewsRadio 1090 AM/101.5 FM | | | | | | | | | | |
| <div><div></div><div></div><div></div><div></div></div> | | | | | | | | | | |
| DELAYS & POSTPONEMENTS | | | | | | | | | | |
| DATE | OPPONENT (Reason) | | | TIME (Delay) | | RESULT | | | | |
| 9/6 | vs. LAD (inclement weather) | | | 0:20 (pregame) | | W, 4-3 | | | | |
| 8/14 | vs. SEA (rain) | | | 2:18 (top 6 th) | | W, 5-3 | | | | |
| 8/13 | vs. SEA (inclement weather) | | | 1:40 (pregame) | | W, 4-3 | | | | |
| 7/27 | vs. COL (inclement weather) | | | 0:28 (pregame) | | W, 5-1 | | | | |
| 7/20 | at TB (rain) | | | 2:36 (top 7 th) | | W, 5-3 | | | | |
| 7/13 | vs. MIA (inclement weather) | | | 1:38 (pregame) | | L, 11-1 | | | | |
| 7/9 | vs. NYM (inclement weather) | | | Postponed | | Rescheduled for a DH on 7/10 | | | | |
| 7/8 | vs. NYM (inclement weather) | | | 0:46 (pregame) | | L, 7-6 | | | | |
| 6/19 | at TB (inclement weather) | | | 0:10 (pregame) | | W, 4-1 | | | | |
| 6/13 | vs. LAA (rain) | | | 2:16 (pregame, bottom 5 th) | | W, 2-0 | | | | |
| 5/28 | vs. STL (rain) | | | 0:31 (pregame) | | L, 6-4 | | | | |
| 5/24 (G1) | at BOS (rain) | | | 0:26 (pregame) | | L, 6-5 | | | | |
| 5/23 (G2) | at BOS (rain) | | | Postponed | | Rescheduled for a DH on 5/23 | | | | |
| 5/22 | at BOS (rain) | | | Postponed | | Rescheduled for a DH on 5/23 | | | | |
| 5/16 | vs. WSH (inclement weather) | | | 0:12 (pregame) | | L, 4-3 | | | | |
| 5/13 | vs. MIN (inclement weather) | | | Postponed | | Rescheduled for a DH on 5/14 | | | | |
| 5/3 | vs. KC (rain) | | | 0:57 (top 2 nd) | | L, 4-0 | | | | |
| 4/25 | at DET (inclement weather) | | | Postponed | | Rescheduled for a DH on 4/26 | | | | |
| 4/11 | vs. TOR (rain) | | | Postponed | | Rescheduled for a DH on 7/29 | | | | |
| TOTAL TIME OF DELAYS: 14:18 | | | | | | | | | | |
| COLDEST GAME TIME TEMPERATURE: 45 degrees, April 5 at Kansas City (W, 8-1) | | | | | | | | | | |
| WARMEST GAME TIME TEMPERATURE: 100 degrees, 2x, last: June 24 vs. Texas (L, 6-5 [10]) | | | | | | | | | | |