

BALTIMORE ORIOLES (72-80) vs. NEW YORK YANKEES (85-67)

LHP Cade Povich (3-7, 5.05) vs. LHP Max Fried (17-5, 3.03)

Thursday, September 18, 2025 • 7:15 p.m. ET • Oriole Park at Camden Yards • Baltimore, MD

TV: FOX • Radio: 98 Rock 97.9 FM/HD2 & WBAL NewsRadio 1090 AM/101.5 FM

Game No. 153

Home Game No. 75

O's AT A GLANCE	
Overall	72-80
Home	36-38
Road	36-42
Day	34-32
Night	38-48
Current Streak	W3
Last 5 Games	3-2
Last 10 Games	6-4
March	3-2
April	9-16
May	9-18
June	16-11
July	13-12
August	11-17
September	11-4
vs. LHSP	22-23
vs. RHSP	50-57
Series Opener	25-24
Series Opener at Home	14-10
Series Opener on Road	11-14
By Series	18-27-4
By Home Series	11-12-1
By Road Series	7-15-3
Rubber Games	8-15
Sweeps/Were Swept	8-6
Scored First	48-26
Opponent Scored First	24-54
1-run games	26-23
Comeback Wins	31-37
Last AB Wins	11-16
Walkoff Wins	5-4
Extra Innings	6-5
Led After 6	56-9
Led After 7	61-10
Led After 8	67-3
Tied After 6	9-10
Tied After 7	6-7
Tied After 8	4-6
Behind After 6	7-61
Behind After 7	5-63
Behind After 8	1-71
vs. AL Teams	48-56
vs. AL East	19-23
vs. AL Central	12-19
vs. AL West	17-14
vs. NL Teams	24-24
vs. NL East	8-10
vs. NL Central	7-8
vs. NL West	9-6
Hit 0 HR	13-36
Hit 1+ HR	59-44
Hit 2+ HR	29-18
Scored 3 or Fewer Runs	18-57
Scored 4 or More Runs	54-23
Allowed 3 or Fewer Runs	57-8
Allowed 4 or More Runs	15-72
More Hits than Opponent	47-13
Fewer Hits than Opponent	22-63
Committed No Errors	53-39
Committed 1 or More Errors	19-41
Starter Goes at least 5 inn	60-42
Starter Goes at least 6 inn	39-17
Starter Goes at least 7 inn	17-5

ORIOLESPRESSBOX.COM

The 2025 Baltimore Orioles Media Guide, as well as the latest game notes, rosters, press releases, and other team information, can be found at [oriolespressbox.com](#).

BIRDLAND BITES: The Orioles open their final homestand of the year tonight against the Yankees (4 to play) and Rays (3 to play)...Baltimore is in the midst of 13 games in as many days with the club's next scheduled off day on Monday, September 22...The O's went .500 during the last road trip, sweeping the White Sox and getting swept by the Blue Jays, both three-game sets.

👉 The Birds are 12-5 (.706) since August 30, the second-best record in the AL during that time behind the Guardians (.722, 13-5)...Since May 24, the Orioles are 56-47 (.544), an 88-win pace, which is the fourth-best record in the AL over that period behind the Blue Jays (.627, 64-38), Red Sox (.570, 57-43), and Astros (.569, 58-44).

👉 Baltimore is 11-4 (.733) this month, a .288-point increase from the team's 61-76 (.445) record entering September...That is the largest improvement this month by any team in the majors, per *Stats Perform*.

👉 Yesterday's win in Chicago clinched a season sweep of the White Sox (6-0) for the first time in team history (since 1954)...The win was the eighth straight on the south side, the longest such streak in O's history.

👉 The series sweep was the eighth of the year for the Birds (last: 9/1-3 at SD).

👉 Baltimore tied the team record (since 1954) with seven stolen bases on Wednesday, a feat accomplished through the first six innings...**Gunnar Henderson** set a career high with three steals, while **Tyler O'Neill** matched a career high with two (4x, last: 5/14/25 [G1] vs. MIN)...The seven stolen bases are tied for the second most in the majors this year with the Cubs (7/22 vs. KC) behind the Brewers (9 SB, 4/20 vs. ATH).

👉 **Coby Mayo** has reached base multiple times in a career-best five straight games, going 7-for-16 (.438) with one double, two home runs, and four walks during that stretch.

👉 Orioles starters have allowed two earned runs or fewer in nine straight games since September 9, posting a 1.80 ERA (10 ER/50.0 IP).

👉 **Tyler Wells** made his third start since being reinstated from the Injured List, allowing one run on four hits (1 HR) with four strikeouts in 6.0 innings...He has a 2.04 ERA (4 ER/17.2 IP) with 10 hits, one walk, and 14 strikeouts this season.

HOLLIDAY SEASON: **Jackson Holliday** had his career-high 17-game on-base streak snapped yesterday...It was the third-longest active streak in the AL and the longest by a player not currently on the Injured List...He's batting .324/.446/.500 (22-for-68) with four doubles, one triple, two homers, nine runs scored, six RBI, 15 walks (1 IBB), 16 strikeouts, and five stolen bases in 18 games since August 28...During that time, he ranks among AL leaders in walks (T-2nd), on-base percentage (4th), and OPS (10th, .946).

👉 He paces the Birds with 17 home runs, one ahead of **Gunnar Henderson** (16 HR)...The only Oriole under 22 years old to finish the season leading the club in homers is **Eddie Murray** (27 HR, 1977).

👉 Holliday's 17 long balls are the fifth most by an Oriole in their age-21 season or younger (as of age of July 1 of season) in team history (since 1954), trailing **Cal Ripken, Jr.** (28 HR, 1982), **Eddie Murray** (27 HR, 1977), **Boog Powell** (25 HR, 1963), and **Curt Blefary** (22 HR, 1965), per *Stats Perform*.

👉 Baltimore has not had a player fail to reach the 20 home run mark since 2001, when **Jay Gibbons** and **Chris Richard** each paced the club with 15 homers apiece...Only five teams in Orioles history (since 1954) have not had a player hit 20+ homers ('01, '74, '57, '55, '54).

LEAVE IT TO BEAVERS: **Dylan Beavers** has reached base safely in 22 of his first 27 career games since August 16, ranking among AL leaders in on-base percentage (5th, .423) and walks (5th, 21).

👉 He's homered in consecutive games after entering Tuesday with one career home run.

👉 His 21 walks are tied with **Glenn Gulliver** (21 BB, 1982) for the most in O's history (since 1954) through a player's first 27 career games...The club record through 28 games is currently held by Gulliver (23 BB).

👉 He has reached base safely 44 times to begin his career, second most through a player's first 27 career games in team history (since 1954) behind **Billy Ripken** (48 TOB, 1987)...The most through 28 games is Ripken (48 TOB).

👉 Since making his debut, he's averaging 4.44 pitches per plate appearance, sixth most in MLB (min. 92 PA) behind LAA's Mike Trout, DET's Gleyber Torres, and SD's Jake Cronenworth (all 4.62 P/PA), ATL's Marcell Ozuna (4.61 P/PA), and DET's Dillon Dingler (4.48 P/PA).

PATIENT APPROACH: Since August 30, the Orioles have drawn 4+ walks in 13 of 17 contests, the most such games in MLB during that period...The Birds are averaging an MLB-best 4.13 pitches per plate appearance during this period, percentage points ahead of the Angels (4.13 P/PA) for the most in the majors.

IT TAKES A VILLAGE: Baltimore has used a franchise record 68 players this season, surpassing the previous team record held by the 2021 Orioles (62 players)...The 68 players used are tied for the MLB lead with the Braves.

👉 The O's have used 39 different pitchers this year (including position players), second most in a season in franchise history (since 1954) behind the 2021 Orioles (42).

👉 The Orioles have had 34 different position players appear in a game, the most by a major league team since 2022 (37, SF; 34, LAA, OAK, PIT) and tied for the most in a season in franchise history with 1955.

👉 The Orioles have had 23 players hit a home run for the team, breaking the team record (since 1954)...That's the most players to homer by one MLB team since 2024 (SF, 23).

👉 Baltimore has had 19 players steal a base, breaking the O's record.

👉 The Birds have used seven different players at catcher, setting the franchise record...The last MLB club to use at least seven catchers in a single season was the 2023 Cleveland Guardians (also 7)...The last to use eight were the 2022 Pirates.

YANKEE DOODLES: Baltimore and New York will meet seven times over the final 11 days of the regular season, including four times in this series at Camden Yards and three times at Yankee Stadium to wrap up the schedule from September 26-28...The teams have split the first six games this year...The O's have won two straight season series against the Yanks since 2023 after losing six straight years from 2017-22...Baltimore has not won three consecutive season series against New York since 2014-16.

👉 **Jackson Holliday** has reached base in all seven of his career games against the Yankees...The last Orioles player to do so in each of their first seven games against the Yankees was **David Newhan** in 2004, per *Stats Perform*...The last Oriole to reach safely in his first eight games against the Yankees is **Brian Roberts** (14 G) from 2001-03.

O's vs. YANKEES		
Current Streak	L2	
2025 Record	3-3	
at Oriole Park at Camden Yards	2-1	
at Yankee Stadium	1-2	
All-Time <i>(since 1954)</i>	527-651	
at Home	275-313	
on Road	252-338	
2025 Schedule		
Date	Score	Win/Loss/Save
4/28	W, 4-3	Sugano/Warren/Bautista
4/29	L, 15-3	Rodón/ Gibson
4/30	W, 5-4	Baker/Carrasco/Bautista
6/20	W, 5-3	Blewett/Weaver/Bautista
6/21	L, 9-0	Schmidt/Eflin
6/22	L, 4-2	Cruz/Baker/Williams
9/18		7:15 p.m. ET
9/19		7:05 p.m. ET
9/20		7:05 p.m. ET
9/21		1:35 p.m. ET
9/26		7:05 p.m. ET
9/27		1:05 p.m. ET
9/28		3:05 p.m. ET
Indicates Home		

O's AT HOME	
Record	36-38
Team AVG/OBP/SLG	.248/.314/.430
Fielding Errors	33
Team ERA	4.57 (341 ER/672.0 IP)
Starters ERA	4.81 (205 ER/383.1 IP)
Bullpen ERA	4.27 (137 ER/288.2 IP)
Saves/Opps	17/27
Best Homestand	.833 (5-1), 9/5-11
Worst Homestand	.000, 5/13-18 (0-6)

PATIENCE IS A VIRTUE	
Most Walks In AL, Since August 17	
1. Aaron Judge (NYY).....	31
2. Jackson Holliday (BAL).....	24
Wyatt Langford (TEX).....	24
4. Gleyber Torres (DET).....	22
5. Dylan Beavers (BAL).....	21

OPENING STATEMENTS	
Best Starting Pitcher ERA by Team Since September 1	
1. Cleveland Guardians	2.31 ERA
2. Los Angeles Dodgers	2.53 ERA
3. Baltimore Orioles	2.75 ERA
4. Arizona Diamondbacks.....	2.83 ERA
5. Toronto Blue Jays.....	3.06 ERA

UPCOMING MILESTONES	
Dylan Carlson	5 RBI shy of 200
Gunnar Henderson	2 H shy of 500
	1 2B shy of 100
Jackson Holliday	4 R shy of 100
Ryan Mountcastle	4 HR shy of 100
Jordan Westburg	4 XBH shy of 100

THIS DATE IN O'S HISTORY	
September 18, 1964 - With 35,845 fans attending “Brooks Robinson Night” at Memorial Stadium, Robinson delivers his 100 th RBI for the first time in his career as the Orioles top the Angels, 10-8. After the season, he will become the first Oriole to earn AL MVP honors.	

UPCOMING SCHEDULE					
DATE	OPPONENT	TIME	ORIOLES STARTER	OPPONENT STARTER	TV
September 19	NEW YORK-AL	7:05 p.m. ET	LHP Trevor Rogers (8-2, 1.43)	RHP Will Warren (8-7, 4.44)	MASN
September 20	NEW YORK-AL	7:05 p.m. ET	RHP Tomoyuki Sugano (10-8, 4.39)	LHP Carlos Rodón (16-9, 3.11)	MASN
September 21	NEW YORK-AL	1:35 p.m. ET	RHP Kyle Bradish (1-1, 2.45)	RHP Cam Schlitler (3-3, 3.41)	MASN
September 22	OFF DAY				
MASN and MASN2 games can also be streamed locally via MASN+ ...All games broadcast on the Orioles Radio Network and 98 Rock 97.9 FM/HD2 & WBAL NewsRadio 1090 AM/101.5 FM					

#37 CADE POVICH LHP



3-7, 5.05 ERA

HT: 6-3 WT: 185
DOB: 4/12/00 Age: 25
Bats: L Throws: L

PITCH TYPE (2025)	USAGE	AVG. VELOCITY
Fastball	38.7%	92.2 mph
Curveball	21.1%	78.9 mph
Changeup	16.2%	83.6 mph
Sinker	12.2%	91.8 mph
Sweeper	11.8%	82.8 mph

QUICK HITS: Set to make his 21st appearance of the season (20th GS) and the 37th of his career...Reinstated from the 15-day Injured List (left hip inflammation) prior to his start on August 4...Placed on the IL on June 16...Pitched to a 3.98 ERA (9 ER/20.1 IP) through five rehab outings between Triple-A Norfolk (4 GS) and High-A Aberdeen (1 GS)...Was the first Oriole pitcher to make his major league debut in 2024 when he started on June 6 at Toronto, and became the first Oriole to throw at least 100 pitches in his MLB debut since **Wei-Yin Chen** on April 10, 2012 vs. New York-AL...Acquired by the Orioles along with **RHP Yennier Cano**, **LHP Juan Rojas**, and **RHP Juan Núñez** from the Minnesota Twins in exchange for **RHP Jorge López** and cash considerations on August 2, 2022...Originally selected by the Minnesota Twins in the third round (No. 98 overall) of the 2021 First-Year Player Draft out of the University of Nebraska.

LAST TIME OUT: Did not factor in the decision on September 11 vs. Pittsburgh after allowing two runs on five hits (1 HR) and two walks with six strikeouts in 5.2 innings...Exited with a runner on first, who was stranded...Threw 93 pitches, 62 strikes.
⚡ Completed more than 5.0 innings for the first time since August 10 (6.0 IP).
⚡ Surrendered a home run for the fourth straight game since August 22, matching a career high (also 6/24-7/12/24)...Has allowed five total homers in that time, all to right-handed batters.

IN THE BIG APPLE: Set to make his fourth career start against the Yankees, going 0-1 with a 4.30 ERA (7 ER/14.2 IP) through his three prior outings...Last faced the club on April 30 at Oriole Park, allowing three runs on three hits (2 HR) and three walks (1 IBB) with two strikeouts in 4.2 innings...Made his sole career start at Yankee Stadium on June 19, 2024 (ND, 4.2 IP, 1 H, 1 R, 5 BB, 1 K).

DAY 'N' NITE: Holds a 6.55 ERA (41 ER/56.1 IP) across 11 night games (10 GS) compared to a 3.18 ERA (16 ER/45.1 IP) through nine day appearances (8 GS)...However, opponents are batting .258 (56-for-217) with a 1.38 WHIP off Povich at night compared to .297 (54-for-182) with a 1.52 WHIP during the day.

SPLIT THE DIFFERENCE: Povich has allowed a .280 (26-for-93) average to left-handed hitters compared to a .275 (84-for-306) clip against righties...His most effective offering against right-handed hitters has been his changeup, holding them to a .169 (10-for-59) mark with 17 strikeouts.
⚡ Lefties are 17-for-48 (.354) across his last 10 outings since May 28 while righties have gone 43-for-167 (.257) in that span...Left-handed batters were 9-for-45 (.200) through Povich's first nine appearances between March 31-May 23.
⚡ His .354 opponent average against lefties since May 28 is the third-highest mark by a southpaw in that span (min. 50 BF), ahead of PIT's Andrew Heaney (.3562 AVG) and teammate **Dietrich Enns** (.3559 AVG).

FAST, NOT FURIOUS: Over Povich's last four starts since August 22, opponents are batting .314 (11-for-35) off his four seamer after being held to a .182 (12-for-66) clip from May 16-August 16 (9 G/7 GS)...Opponents are 4-for-10 (.400) off his sinker since August 22 after going 7-for-29 (.241) off the pitch between May 6-August 16 (10 G/8 GS).

THREE'S A CROWD: Batters in the first- through third-hole spots are slashing a combined .316/.359/.582 (50-for-158) off Povich, while the rest of the lineup is slashing a combined .249/.322/.386 (60-for-241)...The first three batters have accounted for 20 of Povich's 37 total extra-base hits allowed on the year (54.1%).

TWO-OUT TROUBLE: Opponents are batting .285 (35-for-123) with an .865 OPS with two outs off Povich...His .884 opponent OPS with two outs is the seventh-highest mark among AL pitchers (min. 125 BF).
⚡ Hitters are slashing .300/.344/.500 (9-for-30) with runners in scoring position and two outs.

THE LONG GAME: In starts of at least 5.0 innings, Povich holds a 3.63 ERA (25 ER/62.0 IP) compared to an 8.42 ERA (29 ER/31.0 IP) in starts of fewer than 5.0 innings...This season, he has held opponents to two earned runs or fewer in eight of 11 starts in which he completes at least five frames.
⚡ Has held opponents to a .712 OPS in 5.0+-inning starts compared to a 1.014 mark in starts of 4.2 innings or fewer.

2025 & CAREER SPLITS

	2025						CAREER					
	W-L	ERA	G/S	IP	ER		W-L	ERA	G/S	IP	ER	
Home	1-4	5.68	12/11	57.0	36		3-8	4.71	21/20	107.0	56	
Road	2-3	4.23	8/7	44.2	21		3-8	5.69	15/14	74.1	47	
Day	2-1	3.18	9/8	45.1	16		2-5	5.05	14/13	66.0	37	
Night	1-6	6.55	11/10	56.1	41		4-11	5.15	22/21	115.1	66	

	AVG	AB	H	HR	BB	K	AVG	AB	H	HR	BB	K
vs. Left	.280	93	26	4	8	29	.256	180	46	6	16	45
vs. Right	.275	306	84	13	29	80	.271	532	144	23	55	133
TOTALS	.276	399	110	17	37	109	.267	712	190	29	71	178

RUN SUPPORT (as starter in '25)

0 Runs	----
1 Run	6
2 Runs	5
3 Runs	2
4 Runs	4
5 Runs	----
6 Runs	----
7 Runs	1
8 Runs	----
9 Runs	----
10+ Runs	----
Total	45
RS/9	4.35

RUNS ALLOWED BY INNING IN 2025

1 st	8
2 nd	8
3 rd	17
4 th	12
5 th	9
6 th	8
7 th	0
8 th	----
9 th	----
Total	62

MISCELLANEOUS 2025 STATS

WHIP	1.45
K/9	9.65
BB/9	3.28
QS	3
#P/IP	17.5
Opponents	
AVG	.276
OBP	.336
SLG	.464
OPS	.800

2025 HIGHS

Innings: 6.2, 4/24 at WSH
Hits: 12, 4/6 at KC
Runs: 7, 4/18 vs. CIN
Earned Runs: 7, 4/18 vs. CIN
Strikeouts: 10, 8/16 at HOU
Walks: 5, 4/18 vs. CIN
Home Runs: 3, 4/18 vs. CIN
Winning Streak: --
Losing Streak: 3, 5/6-6/10
Shortest Start: 3.1 IP, 4/18 vs. CIN
Pitches Thrown: 103, 5/6 at MIN
Low-Hit CG: --

CAREER HIGHS

Innings: 7.1, 9/3/24 vs. CWS
Hits: 12, 4/6/25 at KC
Runs: 8, 7/6/24 at OAK
Earned Runs: 8, 7/6/24 at OAK
Strikeouts: 10, 2x, last: 8/16/25 at HOU
Walks: 5, 4x, last: 4/18/25 vs. CIN
Home Runs: 3, 4/18/25 vs. CIN
Winning Streak: --
Losing Streak: 5, 7/6-8/29/24
Shortest Start: 1.0 IP, 7/6/24 at OAK
Pitches Thrown: 103, 5/6/25 at MIN
Low-Hit CG: --

POVICH vs. NYY

PLAYER	AVG	AB	H	HR	RBI
Bellinger	.--	--	--	--	--
Caballero	.--	--	--	--	--
Chisholm Jr.	.--	--	--	--	--
Dominguez	.000	2	0	0	0
Goldschmidt	.333	3	1	1	1
Grisham	.333	3	1	0	0
Judge	1.000	2	2	2	3
McMahon	.--	--	--	--	--
Rice	.000	6	0	0	0
Rosario	.333	3	1	0	0
Slater	.--	--	--	--	--
Stanton	.000	1	0	0	0
Volpe	.333	6	2	0	0
Wells	.000	2	0	0	0

FRIED vs. BAL

PLAYER	AVG	AB	H	HR	RBI
Basallo	.--	--	--	--	--
Beavers	.--	--	--	--	--
Carlson	.100	10	1	0	0
Cowser	.250	4	1	0	0
Henderson	.500	2	1	0	1
Holliday	.667	3	2	0	0
A. Jackson	.000	1	0	0	0
J. Jackson	.--	--	--	--	--
Mateo	.250	8	2	1	3
Mayo	.667	3	2	0	1
Mountcastle	.222	9	2	0	0
O'Neill	.286	7	2	0	0
Vázquez	.000	4	0	0	0
Westburg	.000	6	0	0	0

POVICH'S 2025 GAMES

DATE	OPP	SCORE	WHEN LEFT	DEC	IP	H	R	ER	BB	K	HR	PIT	STR
3/31	vs. BOS	8-5	4-3	ND	4.1	5	3	3	2	8	0	94	59
4/6	at KC	1-4	1-4	L	6.0	12	4	1	0	4	0	88	61
4/13	vs. TOR	6-7 (10)	4-2	ND	4.2	7	2	2	1	2	1	76	48
4/18	vs. CIN	3-8	1-7	L	3.1	6	7	7	5	4	3	84	48
4/24	at WSH	2-1	2-1	W	6.2	4	1	1	1	5	0	87	60
4/30	vs. NYY	5-4	4-3	ND	4.2	3	3	3	3	2	2	87	50
5/6	at MIN	1-9	1-5	L	6.0	6	5	5	0	4	1	103	65
5/16	vs. WSH	3-4	2-2	ND	5.2	3	2	2	2	9	1	99	58
5/23	at BOS	5-19	2-1	ND	5.0	4	1	1	3	6	0	98	58
5/28	vs. STL	4-6	4-5	L	4.2	8	5	5	3	9	1	96	56
6/4	at SEA	3-2	1-2	ND	5.1	4	2	2	1	5	0	86	54
6/10	vs. DET	3-5	1-5	L	4.2	9	5	5	1	6	1	98	65
6/15	vs. LAA	11-2	5-2	W	3.2	3	0	0	1	4	0	57	36
8/4	at PHI	3-13	3-3	L	5.2	4	4	4	1	7	2	90	56
8/10	vs. ATH	2-3	2-1	ND	6.0	4	1	1	3	5	0	94	60
8/16	at HOU	4-5	2-3	ND	5.0	5	3	3	3	10	0	91	60
8/22	vs. HOU	7-10	3-4	L	4.2	4	6	4	2	5	1	96	60
8/28	vs. BOS	3-2	2-2	ND	5.0	7	2	2	0	5	2	81	56
9/3	at SD	7-5	7-2	W	5.0	7	4	4	3	3	1	85	48
9/11	vs. PIT	3-2	2-2	ND	5.2	5	2	2	2	6	1	93	62
TOTALS					3-7	101.2	110	62	57	37	109	1783	1120 (62.8%)
*Italics indicate relief appearance													

TOMORROW'S STARTER: LHP TREVOR ROGERS (8-2, 1.43)

LAST TIME OUT: Did not factor in the decision on September 12 at Toronto after allowing one unearned run on three hits and a season-high four walks with six strikeouts in 5.0 innings...Exited after the fifth frame with left toe discomfort...Has held opponents to two runs or fewer in a career-high 14 straight starts.

vs. NEW YORK-AL: Set to make his third career start against the Yankees, recording a 2.70 ERA (2 ER/6.2 IP) through his two prior outings...Last faced the club on July 31, 2021 at loanDepot park, allowing two runs on five hits and three walks with four strikeouts in 3.2 innings...Made his sole start at Yankee Stadium on September 26, 2020 (ND, 3.0 IP, 2 H, 0 R, 1 BB, 4 K).

BIRDS IN THE BULLPEN



PITCHER	LAST OUTING	DEC.	IP	H	R	ER	BB	K	RETIRED/1 ST BF	IR/SCORED	SV/OPP	INNINGS-HIGH	STRIKEOUTS-HIGH
Akin	9/17 at CWS	SV	1.0	1	0	0	0	0	39/57	35/6	7/13	2.0 (5x, last: 9/3 at SD)	3 (3x, last: 8/24 vs. HOU)
Cano	9/13 at TOR	L, BS	0.1	3	2	1	0	0	37/61	20/10	2/7	1.1 (4x, last: 8/31 at SF)	3 (2x, last: 6/21 at NYY)
Castillo	9/11 vs. LAA (w/SEA)	W	1.0	2	1	0	1	0	12/24	14/3	-/-	2.0 (3x, last: 8/29 vs. MIA w/NYM)	3 (2x, last: 7/25 at SF w/NYM)
Enns	9/15 at CWS	SV	3.0	0	0	0	0	4	10/18	6/2	2/2	3.0 (2x, last: 9/15 at CWS)	5 (8/6 at PHI)
Garcia	9/17 at CWS	HLD	1.0	0	0	0	0	1	15/24	13/3	-/-	2.2 (2x, last: 7/18 at ATL w/NYY)	4 (7/28 at SD w/NYM)
Hiraldo	9/17 at CWS	HLD	1.0	0	0	0	0	1	10/14	7/4	0/1	2.0 (7/29 [G2] vs. TOR)	2 (3x, last: 9/16 at CWS)
McDermott	9/16 at CWS	ND	0.2	2	4	4	1	2	1/2	-/-	-/-	4.2 (5/20 at MIL)	5 (5/14 [G2] vs. MIN)
Strowd	9/15 at CWS	HLD	1.0	0	0	0	0	2	15/21	6/0	--	2.0 (2x, last: 8/28 vs. BOS)	2 (5x, last: 9/15 at CWS)
2025 TOTALS	4.56 ERA	25-31	562.1	543	320	285	256	582	348/507	205/54	37/57	7.0 (Kremer, 6/12 vs. DET)	10 (Povich, 8/16 at HOU)

45 • KEEGAN AKIN • LHP4-4 • 7 SV • 3.15 ERA • 60 G (3 GS)

WHIP: 1.37K/9: 8.40BB/9: 4.65
vs. ALL: .232 (51-for-220)vs. LHB: .273 (24-for-88)vs. RHB: .205 (27-for-132)

⚡ Worked 1.0 scoreless inning on one hit to secure his career-high seventh save of the year on 9/17 at CWS...Has recorded a save in consecutive outings for the first time in his career...Has converted all four save opportunities this month after blowing three of four from 8/10-27

⚡ Secured his career-high 16th hold of the season on 9/13 at TOR...Only recorded 12 holds through his first 142 career relief appearances from 2020-24

⚡ His 17.1 percent inherited runner scored rate (6 IRS, 35 IR) ranks sixth in MLB...Has allowed five of those to score (11 IR) since 8/13

⚡ Has issued 13 walks in 21 appearances since returning from the IL on 7/29 after walking 10 batters in the previous 24 games from 5/4-6/30

⚡ Owns a 2.12 ERA (4 ER/17.0 IP) across his last 15 games since 8/13 after registering a 6.75 ERA (7 ER/9.1 IP) over his 10 prior outings from 6/24-8/10

⚡ Opponents are 7-for-65 (.108) with 18 strikeouts against his changeup and 14-for-60 (.233) with 15 strikeouts against his slider, compared to 30-for-95 (.316) with 23 punchouts off his fastball, his most-utilized offering (50.6%)

⚡ His 39.8 percent groundball rate is his highest since 2022 (50.0%, career high)

⚡ Owns a 1.91 ERA (6 ER/28.1 IP) in 28 away games (2 GS) compared to a 4.26 ERA (15 ER/31.2 IP) in 32 games (1 GS) at Oriole Park

78 • YENNIER CANO • RHP3-7 • 2 SV • 5.09 ERA • 61 G

WHIP: 1.45K/9: 8.49BB/9: 3.74
vs. ALL: .275 (55-for-200)vs. LHB: .325 (26-for-80)vs. RHB: .242 (29-for-120)

⚡ Suffered his seventh loss of the season and fifth blown save on 9/13 at TOR after allowing two runs (1 ER) on three hits in 0.1 inning...Allowed an inherited runner to score and has allowed seven of his last 10 inherited runners to score since 8/18...His seven losses are the most by an O's reliever since 2019 (9 L, Paul Fry)

⚡ Held a six-game scoreless appearance streak from 8/26-9/7 (6.1 IP), tied for his second-longest stretch of the year (also 6/4-15, 5.0 IP)

⚡ Has a 3.27 ERA (4 ER/11.0 IP) in 13 games since 8/16...Posted an 8.00 ERA (16 ER/18.0 IP) in his previous 19 games from 6/18-8/13

⚡ Is 2-3 with a 3.51 ERA (10 ER/25.2 IP) in 29 away games this season compared to 1-4 with a 6.59 ERA (20 ER/27.1 IP) in 32 home games

⚡ Opponents are batting .286 (20-for-70) against him with no outs and .367 (11-for-30) with runners in scoring position and two outs

⚡ Opponents are batting .417 (15-for-36) off his changeup this season...Used the pitch 13.1 percent (115-of-881) of the time through 7/31, but has only thrown the pitch eight times since 8/1

⚡ Has limited opponents to a .227 (20-for-88) clip with 17 strikeouts against his sinker

⚡ Is holding opposing hitters to a .172 average (11-for-64) and .382 OPS when ahead in the count compared to .451 (23-for-51) and 1.381 OPS when behind

66 • JOSÉ CASTILLO • LHP2-2 • 4.38 ERA • 24 G

WHIP: 1.82K/9: 8.39BB/9: 4.01
vs. ALL: .337 (34-for-101)vs. LHB: .390 (16-for-41)vs. RHB: .300 (18-for-60)

⚡ Activated on 9/16 after being claimed off waivers from the Mariners on 9/15...Was designated for assignment by Seattle on 9/12

⚡ Earned the win in his last game on 9/11 vs. LAA (w/SEA) after allowing an unearned run on two hits and one walk (IBB) in the 12th inning of a 7-6 Mariners walk-off win

⚡ In three games (3.0 IP) with the Mariners from 9/7-11, did not allow an earned run, but held a 1.67 WHIP

⚡ Pitched in 24 games between three teams this season, going 2-2 with a 4.38 ERA (12 ER/24.2 IP) on 34 hits (3 HR) and 11 walks with 23 strikeouts

⚡ Has appeared in games with New York-NL (16 G), Arizona (5 G), and Seattle (3 G) this year...Made 40 career relief appearances with San Diego between 2018-23

⚡ Originally signed as an international free agent by Tampa Bay on 7/7/12

71 • DIETRICH ENNS • LHP3-3 • 2 SV • 4.04 ERA • 21 G (3 GS)

WHIP: 1.39K/9: 9.14BB/9: 2.98
vs. ALL: .271 (45-for-166)vs. LHB: .356 (21-for-59)vs. RHB: .224 (24-for-107)

⚡ Recorded his second save of the year on 9/15 at CWS after working a season-high-tying 3.0 perfect innings of relief (2x, last: 7/9 vs. TB) with four strikeouts...Is the first Oriole with a 3.0+-inning save since Cole Irvin (3.0 IP, 9/2/24 vs. CWS) and the first O's reliever to toss 3.0+ perfect innings out of the 'pen since Keegan Akin (3.0 IP, 6/14/24 vs. PHI)

⚡ Has made six consecutive relief outings of more than one inning, tied with Scott Blewett (4/15-6/20) for the longest stretch by an Oriole this year

⚡ Since making his O's debut on 8/3, his seven relief outings of 2.0+ innings are tied for second most in MLB behind CWS' Mike Vasil (8 G)

⚡ Threw 2.0+ innings in five consecutive appearances (1 GS) from 8/23-9/9, the longest stretch of his career

⚡ Earned his career-high third win of the year on 9/9 vs. PIT after tossing scoreless 10th and 11th innings on one walk with two strikeouts

⚡ On 8/14 vs. SEA, became the eighth different Oriole to earn a save this year

⚡ Tallied 12 punchouts over four games from 8/3-13, his most in a four-game span since 9/11-24/21 (also 12 K)...Also struck out multiple hitters in at least four straight games in a single season for the second time in his career (6 G, 8/11-9/16/21)

⚡ Has completed more than 1.0 inning in 13 of his 18 relief outings this year

⚡ Activated on 8/2 after being acquired by the Orioles from DET in exchange for cash considerations on 7/31...Pitched in seven games (2 GS) with the Tigers this season

50 • RICO GARCIA • RHP0-1 • 3.30 ERA • 25 G (1 GS)

WHIP: 1.07K/9: 9.60BB/9: 2.40
vs. ALL: .216 (24-for-111)vs. LHB: .163 (8-for-49)vs. RHB: .258 (16-for-62)

⚡ Secured his ninth hold of the year on 9/17 at CWS after spinning 1.0 perfect inning with one strikeout...Eight of his nine holds this year have come in 13 games since 8/19

⚡ Holding right-handed batters to a .222 (2-for-9) average in seven games this month after they hit .429 (12-for-28) in nine August games

⚡ Has inherited the based loaded with no outs twice and did not yield a run either time (8/19 at BOS & 9/2 at SD)

⚡ Allowed one hit in 1.0 scoreless inning on 8/12 vs. SEA...Was his first outing with the O's this season after pitching in six games for the club in 2022...Claimed off waivers from the Mets on 8/5 after being designated for assignment on 8/3

⚡ Opponents are hitting .333 (7-for-21) against his curveball despite owning a .223 xBA on the offering...Opponents are also slugging .333 against the pitch, despite holding an xSLG of .264...Hitters are 17-for-90 (.189) against his three other pitches combined (four-seam fastball, changeup, slider)

⚡ Owns career highs in strikeout rate (26.7%) and groundball rate (47.5%) while posting a career-low 6.7 percent walk rate

⚡ Has also pitched this season for the Mets (8 G) and Yankees (1 G)

76 • YARAMIL HIRALDO • RHP0-0 • 4.86 ERA • 14 G

WHIP: 1.20K/9: 8.10BB/9: 3.78
vs. ALL: .213 (13-for-61)vs. LHB: .280 (7-for-25)vs. RHB: .167 (6-for-36)

⚡ Recorded his second straight hold on 9/17 at CWS after tossing 1.0 perfect inning with one strikeout...Notched his first career hold on 9/16 at CWS after pitching 1.1 scoreless innings on one walk with a career-high-tying two strikeouts (3x, last: 8/19 at BOS)

⚡ Recalled from Triple-A Norfolk on 9/15, marking his sixth stint on the active roster

⚡ Tossed four perfect outings through five appearances from 8/15-8/23

⚡ Opponents are hitting .333 (8-for-24) with four homers against his fastball compared to a combined .135 average (5-for-37) with no homers off his slider and changeup

⚡ Blew his first career save opportunity after surrendering a game-tying two-run home run to Nathaniel Lowe in the ninth inning on 8/19 at BOS...Walked a career-high four batters while striking out two...Entered the outing with one career walk

⚡ Five of his nine career earned runs have scored via home run

⚡ Hitters are 5-for-35 (.143) with one or no outs compared to 8-for-26 (.308) with two outs

⚡ Became the sixth Oriole to make their major league debut this season on 5/27 vs. STL, allowing one hit and striking out one batter in 1.1 innings

59 • CHAYCE McDERMOTT • RHP0-1 • 11.88 ERA • 3 G (1 GS)

WHIP: 2.28K/9: 9.72BB/9: 9.72
vs. ALL: .294 (10-for-34)vs. LHB: .278 (5-for-18)vs. RHB: .313 (5-for-16)

⚡ Allowed a career-high-tying four runs (also 5/14 vs. MIN) on two hits and one walk with two strikeouts on 9/16 at CWS...Exited with a runner on who later scored...Has allowed seven runs across two career relief appearances (11.81 ERA)

⚡ Has surrendered at least three runs in all four of his career games (10.22 ERA)

⚡ Recalled from Triple-A Norfolk on 9/15, marking his third stint on the active roster

⚡ Since moving to a full-time bullpen role with Norfolk on 7/26, is 1-1 with one save and a 4.32 ERA (8 ER/16.2 IP)...Five of the runs scored on 7/26 at LHV, but holds a 1.76 ERA (3 ER/15.1 IP) in 14 outings since

⚡ Surrendered a career-high two home runs on 5/20 at MIL

⚡ Made his season debut on 5/14 [G2] vs. MIN, allowing four runs on four hits (1 HR), three walks, and one hit batter with a career-high five strikeouts in 3.0 innings...Marked his first career appearance at Oriole Park

⚡ With the Tides, is 2-7 with a 6.21 ERA (40 ER/58.0 IP) in 25 appearances (10 GS)

⚡ Made his major league debut on 7/24/24 at MIA, allowing three runs on five hits (1 HR) with two walks and three strikeouts in 4.0 innings

⚡ Was acquired by the Orioles along with RHP Seth Johnson in a three-team trade with the Houston Astros and Tampa Bay Rays on 8/1/22

57 • KADE STROWD • RHP0-0 • 1.57 ERA • 21 G

WHIP: 1.22K/9: 6.65BB/9: 4.70
vs. ALL: .200 (16-for-80)vs. LHB: .200 (6-for-30)vs. RHB: .200 (10-for-50)

⚡ Earned his fifth career hold on 9/15 at CWS after working 1.0 perfect inning with a career-high-tying two strikeouts (5x, last: 9/11 at PIT)...Four of his five multi-strikeout games have come in his last nine appearances since 8/28

⚡ Three of his seven September outings have been perfect, but has allowed nine baserunners across the four other appearances (1.50 WHIP)

⚡ Pitched a career-high nine straight scoreless appearances (9.0 IP) from 8/19-9/11 despite having left with the bases loaded and no outs twice in that span (8/16 at BOS & 9/2 at SD)

⚡ Has held lefties hitless (0-for-11) since 8/31 after they went 6-for-19 (.316) from 5/18-8/28

⚡ Has walked 12 batters in 23.0 innings this year...Holds a 14.5 percent walk rate (11 BB/76 BF) since being recalled on 7/24

⚡ Recalled prior to the game on 7/24, marking his fourth stint on the active roster

⚡ Holding opponents to a .176 average (6-for-34) with runners on base

⚡ Made his major league debut on 5/18 vs. WSH, allowing one run on two hits with one strikeout in 1.0 inning

29 • SAMUEL BASALLO • C/1B (L) .188 • 3 HR • 13 RBI
Current Streak: 2 G (2-7; since 9/15) **2025 High:** 2 G (5x, last: current streak)
9/16 at CWS: 1-4, 2-R HR **Road Trip:** 5 G, 4-18, 2 2B, HR, 4 R, 3 RBI, BB, 3 K

Is looking for his first three-game hitting streak of his career (currently 2 G)...Has hit safely in four of five games since 9/12, including an XBH (2 2B, HR) in three of those

Has hit three home runs in 14 games since 8/30...Nine of his hits are XBH (6 2B, 3 HR)

Tied a career high with two runs scored on Monday (also 8/30 at SF)

Has two of the O's walk-offs this season (9/8 vs. PIT, 1B; 9/5 vs. LAD, HR)...His homer was the first walk-off home run of the year for the Orioles...Became the youngest Oriole in franchise history to hit a walk-off homer and the first Oriole whose first home run at home was a walk-off since Henry Urrutia on 8/19/15 vs. NYM

Hit his first career MLB homer in the fourth inning on 8/30 at SF...At 21 years, 17 days old, became the youngest player to homer in the majors in 2025

Hitting .244 (10-for-41) with five doubles and one homer off fastballs compared to .136 (6-for-44) and two homers combined against other pitches

Agreed to an eight-year contract extension thru 2033 with a club option for 2034 on 8/22

Made his major league debut on 8/17 at HOU...Became the ninth Oriole with 2+ RBI in their MLB debut (last: Joey Ortiz, 4/27/23 at DET)...Was hit by a pitch in his first plate appearance, the first such occurrence in O's history...At 21 years, 4 days old, became the youngest position player to appear in an MLB game this season

At 21 years, 5 days old on 8/18 at BOS, became the youngest player to catch for the Orioles since Andy Etchebarren on 9/30/62 (19-102)

12 • DYLAN BEAVERS • OF (L) .277 • 3 HR • 13 RBI
Current Streak: 2 G (3-8; since 9/16) **2025 High:** 3 G (4x, last: 9/10-12)
Last Game: 1-3, HR, 2 RBI, BB, SB **Road Trip:** 6 G, 4-20, 3B, 2 HR, 4 R, 5 RBI, 5 BB, 4 K, SB

Has homered in back-to-back games for the first time in his career...Also has 2+ RBI in consecutive games for the first time

Drew a career-high three walks on 9/13 at TOR...Joins Glenn Gulliver (1982) as the only O's in team history (since 1954) to have 21 walks through 27 career games

Is the second Oriole in club history (since 1954) to reach safely 44 times (23 H, 21 BB) in their first 27 career games (w/PA), joining Billy Ripken (48 TOB, 1987)

Since making his MLB debut on 8/16, leads all qualified MLB rookies in walks (21) and on-base percentage (.423)

On 9/10 vs. PIT, delivered his first career walk-off (1B) in the 10th inning

On 8/21 vs. HOU, hit his first MLB homer, becoming the sixth Oriole to homer in their first home plate appearance with the team (last: J. Fiorentino, 5/20/05 vs. PHI)

On 8/18 at BOS, reached base safely four times (2 H, 2 BB)

Made his MLB debut on 8/16 at HOU after having his contract selected from Triple-A

15 • DYLAN CARLSON • OF (S) .208 • 6 HR • 20 RBI
Current Streak: 1 G (2-4; since 9/16) **2025 High:** 6 G (5/28-6/4)
Last Game: 0-0 (Def in 8th) **Road Trip:** 4 G, 2-11, 2B, R, K

Went 2-for-4 with a double on Tuesday at CWS...Began Sept. 2-for-19 with 0 XBH

Had a season-long 10-game on-base streak from 8/19-9/10, his longest since 2023

Notched his third multi-walk effort of the year on 9/3 at SD (last: 2 BB, 8/14 vs. SEA)...Twelve of his 19 walks this season have come in 19 games since 8/14

Has five doubles in his last 15 games after having none in his previous 27 games

Since 8/12, is 14-for-55 (.255) with four doubles, one triple, two homers, and 12 walks...Went 2-for-53 (.038) in the previous 20 games from 6/24-8/10

17 • COLTON COWSER • OF (L) .199 • 15 HR • 38 RBI
Current Streak: 0-for-last-6 (since 9/15) **2025 High:** 7 G (8/19-26)
Last Game: 0-0 (Def in 9th) **Road Trip:** 6 G, 2-20, 2 HR, 2 R, 4 RBI, 11 K, SB

Recorded his 11th stolen base of the season Tuesday at CWS...Is one of four players in MLB with 11+ stolen bases without being caught stealing, joining MIN's Byron Buxton (24 SB), TOR's George Springer (16 SB), and LAD's Hyeoseong Kim (13 SB)...Cowser would become the first Oriole in franchise history (since 1954) with 10+ SB and 0 CS in a season, surpassing Al Smith (9 SB in 1963)

In 19 games since 8/27, is 7-for-67 (.104) with one double, three homers, and 35 strikeouts...His 59 strikeouts since the start of August are fourth most in MLB

Hit a three-run home run in the sixth inning to break a 1-1 tie on Monday at CWS, his third career go-ahead homer in the sixth or later (6/19 at TB, 6/7 at ATH, both in 6th)...Homed in consecutive games for the seventh time in his career from 9/14-15 and for the third time this year (last: 8/22-23)

Has six homers in 24 games since 8/22 after having one in his previous 30 games

Eleven of his 15 homers this season have been off fastballs

His seven DRS rank second on the team behind Adley Rutschman (11 DRS)

2 • GUNNAR HENDERSON • INF (L) .274 • 16 HR • 64 RBI
Current Streak: 2 G (5-10; since 9/16) **2025 High:** 14 G (6/5-20)
Last Game: 2-5, R, K, 3 SB **Road Trip:** 6 G, 8-23, 2B, 3 R, 3 RBI, 3 BB, 2 K, 4 SB

Yesterday at CWS, stole a career-high three bases...Was the first Oriole with 3+ SB in a game since Jonathan Villar (3 SB, 8/30/19 at KC)...Has been successful on each of his last 12 stolen base attempts since 8/4...Marks the second-longest streak of his career (13 SB, 9/27/23-6/21/24)

Has gone 21 straight games without a homer since 8/25, the second-longest streak of his career behind a 22-gamer (9/15/24-4/16/25)

Set a career high with his 32nd double on Saturday at TOR...Is the third Orioles primary shortstop (since 1954) to record multiple 30+ double seasons in his career (also 2024, 31 2B), joining Miguel Tejada (3x, 2004-06) and Cal Ripken, Jr. (9x, 1982-86, 89, 91, 95-96)

On 8/27 vs. BOS, stole his 20th base of the season, marking his second straight season with 30+ doubles and 20+ steals...Is the fourth player in team history (since 1954) to do so in back-to-back seasons, joining Cedric Mullins (2021-22), Brian Roberts (6x, 2004-09), and Brady Anderson (1995-96)

Leads the team in hits (148) and stolen bases (26)...The only primary shortstop to lead the Orioles in both categories in the same season is Luis Aparicio (1963, 1966)

On 8/18 at BOS, tallied his third game this year with 1+ 3B and 1+ HR, tied for the MLB lead with DET's Kerry Carpenter, COL's Mickey Moniak, and LAD's Shohei Ohtani

7 • JACKSON HOLLIDAY • INF (L) .250 • 17 HR • 55 RBI
Current Streak: 0-9 (since 9/16) **2025 High:** 10 G (5/14 [G2]-24 [G1])
Last Game: 0-5, 3 K **Road Trip:** 6 G, 5-23, 2B, R, RBI, 4 BB, 8 K, SB, CS

Has reached base safely in his first seven career games vs. NYY, the longest run by an Oriole since David Newhan (7 G, 6/22-8/1/04)

Yesterday at CWS, had his career-best 17-game on-base streak come to an end

Has reached base safely 2+ times in 28 games since the All-Star break, tied for third most in the AL behind SEA's Julio Rodríguez (32 G) and TB's Yandy Díaz (30 G)

His 29 walks since 8/9 are fourth in MLB behind NYY's Aaron Judge (40 BB) and LAD's Shohei Ohtani and NYM's Juan Soto (both 32 BB)...Drew 20 walks in his previous 91 games from 4/22-8/8

Hitting .264 against breaking balls this season after hitting .118 a year ago...Is batting .246 off fastballs this year after hitting .214 in 2024

Is the fifth Oriole (6th occurrence) to hit 15+ home runs in their age-21 season (as of 6/30), joining Cal Ripken, Jr. (28 HR, 1982), Eddie Murray (27 HR, 1977), Curt Blefary (22 HR, 1965), and Boog Powell (25 HR, 1963 and 15 HR, 1962)

On 9/6 vs. LAD broke up Yoshinobu Yamamoto's no-hit bid with two outs in the ninth inning (solo HR)...Broke a tie with Gunnar Henderson to take sole possession of the Orioles home run lead (17 HR)...The only Oriole under 22 years old to finish the season leading the club in homers is Eddie Murray in 1977 (27 HR)

70 • ALEX JACKSON • C (R) .235 • 5 HR • 8 RBI
Current Streak: 0-3 (since 9/17) **2025 High:** 3 G (2x, last: 8/26-29)
Last Game: 0-3, BB, 2 K **Road Trip:** 2 G, 2-6, BB, 2 K

Is slashing .270/.357/.459 (10-for-37) with one double and two homers over his last 12 games since 8/22, including three multi-hit efforts

Thirteen of his 20 hits (65.0%) on the year have gone for extra bases (8 2B, 5 HR)

Completed back-to-back-to-back homers with Colton Cowser and Coby Mayo on 9/3 at SD...Extended his career high to five homers after hitting three in 2024 and 2021

Tallied his third multi-hit game of the year on 8/22 vs. HOU...Both hits were singles, his first non-extra-base hits of the year...Each of his first 10 hits with the Orioles went for extra bases (7 2B, 3 HR)...After doubling on 8/6 at PHI, became the first player in MLB since 1900 whose first nine hits with a franchise went for extra-bases, per the *Elias Sports Bureau*...The previous record was eight

82 • JEREMIAH JACKSON • INF/OF (R) .289 • 5 HR • 21 RBI
Current Streak: 3 G (4-12; since 9/15) **2025 High:** 13 G (8/21-9/2)
Last Game: 1-4, RBI, K **Road Trip:** 5 G, 4-20, 2 2B, 2 R, 3 RBI, 2 BB, 8 K

Has 1+ RBI in a career-high-tying three straight games (also 8/13-15)

Set a career high with two doubles and matched a career best with two XBH on Tuesday at CWS (also 8/30 at SF)...Was 2-for-20 (.100) with no XBH since 9/10

Since making his MLB debut on 8/1, ranks among qualified AL rookies in doubles (T-1st, 8), triples (T-1st, 2), XBH (T-2nd, 15), total bases (T-2nd, 70), hits (3rd, 43), RBI (T-4th, 21), and runs (T-5th, 19)

Has hit safely in 25 of his last 31 games since 8/13 and in 29 of 37 career starts

Had a career-long 16-game on-base streak from 8/21-9/6

On 8/30 at SF, set career highs with four RBI and two extra-base hits (2B, HR)

On 8/23 vs. HOU, hit his first major league home run off AJ Blubaugh

3 • JORGE MATEO • INF/OF (R) .200 • 1 HR • 3 RBI
Current Streak: 1 G (2-4; since 9/18) **2025 High:** 3 G (5/16-23)
Last Game: 2-4, 2B, K, SB **Road Trip:** 2 G, 2-5, 2B, 2 K, SB

Has stolen 15 bases in 17 attempts despite on playing in 38 games this season...Swiped 13 bags across 68 games in 2024

Entered the game on 9/5 vs. LAD as a pinch-runner in the seventh inning, his first MLB appearance since 6/6...Was returned from his rehab assignment and reinstated from the 60-day Injured List on 9/3...Placed on the 10-day IL with left elbow inflammation on 6/10, retroactive to 6/7...Began a rehab assignment with Triple-A Norfolk on 6/25, but was transferred to the 60-day IL with a left hamstring strain on 7/6...Began his latest rehab assignment on 8/20 with Norfolk

His 96 stolen bases since 2022 rank seventh in the AL

16 • COBY MAYO • INF (R) .203 • 9 HR • 24 RBI
Current Streak: 2 G (4-8; since 9/16) **2025 High:** 4 G (3x, last: 9/1-5)
Last Game: 1-3, R, BB, K **Road Trip:** 5 G, 7-16, 2B, 2 HR, 5 R, 2 RBI, 4 BB, HBP, 5 K

Has reached base safely in a career-high-tying six straight games (3x, last: 8/17-25/25)...Has reached base 2+ times in a career-best five consecutive games

Has scored 1+ run in a career-best five straight games since 9/13

Is 7-for-16 (.438) with one double and two homers in the last five games since 9/13...Has six XBH (2 1B, 4 HR) in his last 16 games after not having any in his previous eight games

Owens an .881 OPS in 14 September games after posting a .469 OPS in August (25 G)

Homed in consecutive games for the first time in his career on Saturday and Sunday at TOR...Is tied for second among AL rookies with four homers since 8/29

Is tied for fifth in the AL with 53 strikeouts since 8/1...Has 1+ strikeout in 27 of 30 games since 8/12

On 9/3 at SD, hit the second of three back-to-back-to-back homers with Colton Cowser and Alex Jackson

6 • RYAN MOUNTCASTLE • INF (R) .256 • 5 HR • 31 RBI
Current Streak: 1 G (1-4; since 9/15) **2025 High:** 12 G (5/4-18)
9/15 at CWS: 1-4, K **Road Trip:** 2 G, 1-8, 2 K

Slashing .300/.336/.431 (39-for-130) with eight doubles, three homers, and 16 RBI in 33 games since 5/27

Has struck out in 11 straight games, tied with teammate Colton Cowser for the longest active streak in the AL

Is 18-for-32 (.563) with four doubles and one homer on the first pitch of an at-bat...His .563 average in 0-0 counts ranks second among qualified MLB hitters behind NYY's Aaron Judge (.588 AVG)

On 8/29 at SF, set a season high with four RBI

On 8/14 vs. SEA, stole two bases for the first time in his career...The second was a steal of home on a double steal, his second such stolen base this season...Is the fourth player in O's history (since 1954) with multiple steals of home in one year, along with Doug DeCinces (1980), Davey Johnson (1971), and Don Buford (1970)

9 • TYLER O'NEILL • OF (R) .205 • 8 HR • 24 RBI
Current Streak: 0-2 (since 9/17) **2025 High:** 5 G (7/24-29 [G1])
Last Game: 0-2, 2 BB, K, 2 SB **Road Trip:** 4 G, 2-13, RBI, 3 BB, 4 K, 2 SB

Yesterday at CWS, matched a career high with two steals (4x, last: 5/14/25 [G1] vs. MIN)

Is 2-for-13 (.154) with three walks and one RBI in four games since returning from the 10-day Injured List...Was reinstated on 9/12 (right wrist inflammation)

In 10 games prior to his IL stint from 7/24-8/5, slashed .333/.400/.867 (10-for-30) with one double, five home runs, 12 RBI, and four walks

From 7/25-29 (G1), homered in a career-high four straight games, the first Oriole to accomplish the feat since Gunnar Henderson (4 G, 5/17-20/24)

Of his 32 hits this season, 15 have gone for extra bases (6 2B, 1 3B, 8 HR)

52 • LUIS VAZQUEZ • INF (R) .170 • 1 HR • 3 RBI
Current Streak: 1 G (1-4; since 9/7) **2025 High:** 2 G (8/22-24)
9/16 at CWS: 0-0 (Def. in 9th) **Road Trip:** 1 G, 0-0

Has not started a game since 9/7 vs. LAD and has only three starts since 8/26

Drew a career-high two walks on 9/3 at SD...Had one walk in his first 39 career games

Matched a career high with two hits on 8/31 at SF (also 8/22 vs. HOU)

On 9/14 at TOR, made his fourth pitching appearance (4.1 IP) of the year, tying the most by a primary Orioles position player in a season (S. Wilkerson, 2019)

On 8/24 vs. HOU, hit his first career home run off John Rooney

On 6/30 at TEX, recorded his first hit, RBI, and run scored as an Oriole, all coming after pinch-hitting in the 11th inning

11 • JORDAN WESTBURG • INF (R) .268 • 15 HR • 34 RBI
Current Streak: 0-9 (since 8/18) **2025 High:** 7 G (6/27-7/11)
Last Game: 0-5, R, 2 K **Road Trip:** 2 G, 0-8, R, 2 BB, 3 K

Tied a career high with two walks on Tuesday at CWS (5x, last: 5/12/24 vs. ARI)

Reinstated from the 10-day Injured List (right ankle sprain) on Tuesday...Was placed on the IL on 8/22, retroactive to 8/19, after leaving the game on 8/18 at BOS...Has been on the IL twice this season (also 4/27-6/9, left hamstring strain)

Went 2-for-11 with two home runs and four RBI in three rehab games with Triple-A Norfolk...In his final appearance on 9/14 at Durham, hit a first-inning solo homer and a go-ahead three-run shot in the ninth inning with the team down 5-4

Slashing .303/.353/.484 (47-for-155) with four doubles, eight home runs, 34 runs scored, and 20 RBI in 39 games since 7/4

On 8/17 at HOU, had a career-high five RBI and a career-high-tying four hits (4x, last: 7/29/25 [G1] vs. TOR)



ADDITIONAL HITTER INFO

			MULTI-HIT GAMES					MULTI-RBI GAMES						LAST HR (DATE/PITCHER)		MULTI-HR GAMES		
	vs. LHP	vs. RHP	2	3	4	5	TOTAL	2	3	4	5	6+	TOTAL			2025	CAREER	LAST (HRS)
Samuel Basallo	.188	.188	2	-	-	-	2	4	-	-	-	-	4	9/16/25 at CWS (Smith)		-	-	-
Dylan Beavers	.176	.303	7	-	-	-	7	2	1	-	-	-	3	9/17/25 at CWS (Pérez)		-	-	-
Dylan Carlson	.206	.208	8	2	-	-	10	4	1	-	-	-	5	8/16/25 at HOU (Alexander)		-	3	6/20/23 at WSH (2)
Colton Cowser	.171	.209	7	3	-	-	10	2	6	-	-	-	8	9/15/25 at CWS (Alexander)		-	2	9/20/24 vs. DET (2)
Gunnar Henderson	.221	.300	34	7	1	-	42	12	2	2	-	-	16	8/24/25 vs. HOU (Arrighetti)		-	2	6/21/24 at HOU (2)
Jackson Holliday	.209	.267	24	9	1	-	34	6	1	2	-	-	9	9/6/25 vs. LAD (Yamamoto)		1	1	5/4/25 vs. KC (2)
Alex Jackson	.280	.217	5	-	-	-	5	-	-	-	-	-	-	9/3/25 at SD (Cortes)		-	-	-
Jeremiah Jackson	.289	.288	9	2	-	-	11	2	1	1	-	-	4	9/9/25 vs. PIT (Ashcraft)		-	-	-
Jorge Mateo	.229	.171	3	-	-	-	3	1	-	-	-	-	1	5/31/25 vs. CWS (Martin)		-	1	8/2/22 at TEX (2)
Coby Mayo	.225	.191	5	2	-	-	7	2	1	1	-	-	4	9/14/25 at TOR (Bieber)		-	-	-
Ryan Mountcastle	.260	.254	17	3	-	-	20	4	-	1	-	-	5	8/30/25 at SF (Seymour)		-	10	6/4/24 at TOR (2)
Tyler O'Neill	.182	.214	5	1	1	-	7	3	2	1	-	-	6	8/4/25 at PHI (Luzardo)		-	12	9/9/24 vs. BAL (2)
Luis Vázquez	.167	.174	2	-	-	-	2	-	-	-	-	-	-	8/24/25 vs. HOU (Rooney)		-	-	-
Jordan Westburg	.275	.265	10	6	3	-	19	5	2	-	1	-	8	8/17/25 at HOU (Dubin)		1	1	3/29/25 at TOR (2)

O's HITTERS														2025 vs. NEW YORK YANKEES														CAREER vs. NEW YORK YANKEES													
PLAYER	G	AB	R	H	2B	3B	HR	RBI	BB	IBB	SO	AVG	OBP	SLG	G	AB	R	H	2B	3B	HR	RBI	BB	IBB	SO	AVG	OBP	SLG													
Samuel Basallo																																									
Dylan Beavers																																									
Dylan Carlson	6	12	0	2	1	0	0	1	0	0	2	.167	.167	.250	12	30	3	5	2	0	0	2	1	0	6	.167	.194	.233													
Colton Cowser	3	10	1	2	1	0	0	1	0	0	4	.200	.273	.300	19	60	7	10	2	0	1	6	6	0	24	.167	.286	.250													
Gunnar Henderson	6	15	4	4	1	0	1	2	5	0	4	.267	.450	.533	35	132	25	35	9	0	6	20	15	0	37	.265	.349	.470													
Jackson Holliday	6	21	3	8	0	0	0	1	1	0	3	.381	.409	.381	7	22	3	9	0	0	0	1	1	0	3	.409	.435	.409													
Alex Jackson															7	16	2	1	0	0	1	3	1	0	8	.063	.118	.250													
Jeremiah Jackson																																									
Jorge Mateo	1	3	0	1	1	0	0	0	0	0	2	.333	.333	.667	34	113	11	28	4	0	2	10	7	0	34	.248	.293	.336													
Coby Mayo	2	6	0	2	1	0	0	1	0	0	0	.333	.333	.500	2	6	0	2	1	0	0	1	0	0	0	.333	.333	.500													
Ryan Mountcastle	3	11	1	1	0	0	1	3	0	0	5	.091	.083	.364	63	233	24	54	11	0	8	37	15	0	78	.232	.272	.382													
Tyler O'Neill															14	54	8	10	4	0	3	9	5	0	23	.185	.262	.426													
Luiz Vázquez	1	3	0	0	0	0	0	0	0	0	0	.000	.000	.000	1	3	0	0	0	0	0	0	0	0	0	.000	.000	.000													
Jordan Westburg	2	5	0	0	0	0	0	0	1	0	3	.000	.167	.000	19	65	10	16	3	2	0	7	5	0	19	.246	.310	.354													

O's PITCHERS															2025 vs. NEW YORK YANKEES															CAREER vs. NEW YORK YANKEES														
PLAYER	W	L	SV	G	GS	INN	H	R	ER	HR	BB	K	ERA	AVG	W	L	SV	G	GS	INN	H	R	ER	HR	BB	K	ERA	AVG																
Keegan Akin	0	0	0	4	0	4.0	3	1	1	0	3	6	2.25	.231	1	1	1	21	3	38.2	27	15	15	2	19	38	3.49	.196																
Kyle Bradish															1	1	0	5	5	25.0	25	10	9	2	15	24	3.24	.260																
Yennier Cano	0	0	0	4	0	3.0	5	1	0	0	0	4	0.00	.357	0	1	1	17	0	16.0	19	8	7	2	8	14	3.94	.297																
José Castillo																																												
Dietrich Enns																																												
Rico Garcia	0	0	0	1	0	2.0	1	0	0	0	0	2	0.00	.143	0	0	0	3	0	4.2	8	6	6	2	4	3	11.57	.364																
Yaramil Hiraldo																																												
Dean Kremer	0	0	0	1	1	5.2	5	1	1	0	1	7	1.59	.227	4	3	0	13	13	67.0	62	32	31	13	26	72	4.16	.245																
Chayce McDermott																																												
Cade Povich	0	0	0	1	1	4.2	3	3	3	2	3	2	5.79	.176	0	1	0	3	3	14.2	9	7	7	3	13	9	4.30	.180																
Trevor Rogers															0	0	0	2	2	6.2	7	2	2	0	4	8	2.70	.280																
Kade Stroud																																												
Tomoyuki Sugano	1	0	0	2	2	8.2	12	3	3	1	4	12	3.12	.324	1	0	0	2	2	8.2	12	3	3	1	4	12	3.12	.324																
Tyler Wells															0	5	1	14	8	46.1	40	27	27	13	14	42	5.24	.229																

RECENT TRANSACTIONS

DATE	TRANSACTION
9/17	C Adley Rutschman (right oblique strain) began a rehab assignment with Triple-A Norfolk.
9/16	Activated LHP José Castillo... INF Jordan Westburg (right ankle sprain) was returned from his rehab assignment and reinstated from the 10-day Injured List...Designated INF Emmanuel Rivera for assignment.
9/15	Recalled RHP Yaramil Hiraldo and RHP Chayce McDermott from Triple-A Norfolk...Claimed LHP José Castillo off waivers from the Seattle Mariners...Placed RHP Albert Suárez (right elbow discomfort) on the 15-day Injured List...Designated RHP Carson Ragsdale for assignment...Optioned LHP Grant Wolfram to Triple-A Norfolk (postgame).
9/14	Recalled RHP Carson Ragsdale from Triple-A Norfolk...Placed RHP Shawn Dubin (right elbow discomfort) on the 15-day Injured List, retroactive to 9/13...Optioned RHP Carson Ragsdale to Triple-A Norfolk (postgame).
9/13	RHP Colin Selby began a rehab assignment with Triple-A Norfolk.
9/12	OF Tyler O'Neill (right wrist inflammation) was returned from his rehab assignment and reinstated from the 10-day Injured List...Optioned OF Daniel Johnson ² to Triple-A Norfolk... INF Jordan Westburg (right ankle sprain) began a rehab assignment with Triple-A Norfolk.
9/10	C Gary Sánchez (right knee sprain) began a rehab assignment with Triple-A Norfolk.
9/9	Transferred the rehab assignment of OF Tyler O'Neill (right wrist inflammation) to Triple-A Norfolk.
9/7	OF Tyler O'Neill (right wrist inflammation) began a rehab assignment with Double-A Chesapeake.
9/4	RHP Corbin Martin cleared outright waivers and accepted an assignment to Triple-A Norfolk.
9/3	RHP Scott Blewett (right elbow discomfort) began a rehab assignment with Triple-A Norfolk.
9/2	Reinstated RHP Tyler Wells (right elbow UCL surgery) and INF/OF Jorge Mateo (left hamstring strain) from the 60-day Injured List...Optioned C Maverick Handley ³ to Triple-A Norfolk...Designated RHP Corbin Martin and RHP Elvin Rodríguez for assignment.
9/1	RHP Albert Suárez (right subscapularis strain) was returned from his rehab assignment and reinstated from the 60-day Injured List...Recalled C Maverick Handley from Triple-A Norfolk... RHP Cody Poteet elected free agency in lieu of accepting an outright assignment to Triple-A Norfolk.
8/30	RHP Matt Bowman cleared unconditional release waivers and was released... RHP Cody Poteet (right shoulder inflammation) was returned from his rehab assignment, reinstated from the 60-day Injured List, and outrighted to Triple-A Norfolk.
8/29	INF Vimalé Machín cleared outright waivers and accepted an assignment to Triple-A Norfolk.
8/28	Activated RHP Shawn Dubin ...Designated RHP Roansy Contreras for assignment.
8/27	Selected the contracts of RHP Roansy Contreras and INF Emmanuel Rivera from Triple-A Norfolk...Transferred RHP Brandon Young (left hamstring strain) to the 60-day Injured List...Designated INF Vimalé Machín for assignment.
8/26	Reinstated RHP Kyle Bradish (right elbow UCL surgery) from the 60-day Injured List...Claimed RHP Shawn Dubin off waivers from the Houston Astros...Transferred RHP Scott Blewett (right elbow discomfort) to the 60-day Injured List...Designated RHP Matt Bowman for assignment...Optioned RHP Yaramil Hiraldo ⁵ to Triple-A Norfolk (postgame).
8/23	RHP Cody Poteet (right shoulder inflammation) began a rehab assignment with Triple-A Norfolk.
8/22	Selected the contracts of RHP Matt Bowman and INF Vimalé Machín from Triple-A Norfolk...Placed RHP Brandon Young (left hamstring strain) on the 15-day Injured List...Placed INF Jordan Westburg (right ankle sprain) on the 10-day Injured List, retroactive to 8/19...Transferred RHP Félix Bautista (right shoulder surgery) and C Gary Sánchez (right knee sprain) to the 60-day Injured List.
8/21	Claimed LHP Josh Walker ¹ off waivers from the Philadelphia Phillies and optioned him to Triple-A Norfolk...Recalled OF Daniel Johnson from Triple-A Norfolk...Placed C Adley Rutschman (right oblique strain) on the 10-day Injured List, retroactive to 8/18.

EUTAW STREET HOME RUNS

DATE	PLAYER (Team)	OPP. (Pitcher)	DISTANCE
6/28	Jonathan Aranda (TB)	BAL (Eflin)	467 ft.
4/29	Trent Grisham (NYY)	BAL (Gibson)	399 ft.
4/19	Jake Fraley (CIN)	BAL (Young)	421 ft.
2025 totals - 3 (0 by Orioles, 3 by opponents)			
*Total since 1992 - 134 (64 by Orioles, 70 by opponents)			

O's CHALLENGES

TEAM	TOTAL	WON	LOST	SUCCESS RATE
Orioles	43	18	25	42%
Opponents	31	19	12	61%
Last by O's: 9/10 vs. PIT (T8)		Batter/Runner: Yorke		Tag Play (1B)
Last by Opp.: 9/2 at SD (T4)		Batter/Runner: Holliday		Tag Play (2B)
				Safe/Stands
				Safe/Overturned

RECORD BY POSITION

PLAYER	C	1B	2B	3B	SS	LF	CF	RF	DH
Jordyn Adams	-	-	-	-	-	-	0-1	-	-
Greg Allen	-	-	-	-	-	0-1	1-2	-	-
Samuel Basallo	9-7	0-1	-	-	-	-	-	-	4-1
Dylan Beavers	-	-	-	-	-	10-5	-	5-6	-
Dylan Carlson	-	-	-	-	-	21-20	7-5	3-5	-
Colton Cowser	-	-	-	-	-	19-22	20-17	-	0-1
Maverick Handley	7-7	-	-	-	-	-	-	-	-
Gunnar Henderson	-	-	-	-	63-69	-	-	-	3-5
Jackson Holliday	-	-	60-69	-	4-2	-	-	-	2-2
Alex Jackson	13-12	-	-	-	-	-	-	-	-
Jeremiah Jackson	-	-	-	4-4	-	-	-	14-12	1-2
Daniel Johnson	-	-	-	-	-	1-1	3-1	-	-
Heston Kjerstad	-	-	-	-	-	10-15	-	10-10	1-0
Ramón Laureano	-	-	-	-	-	9-14	0-1	21-18	3-4
Vimael Machín	-	-	-	1-2	-	-	-	-	-
Jorge Mateo	-	-	1-4	-	0-8	1-0	5-3	-	-
Coby Mayo	-	34-24	-	0-2	-	-	-	-	4-4
Ryan Mountcastle	-	18-32	-	-	-	-	-	-	13-13
Cedric Mullins	-	-	-	-	-	-	36-50	-	1-1
Ryan Noda	-	-	-	-	-	-	-	2-1	-
Ryan O'Hearn	-	19-20	-	-	-	0-2	-	5-9	14-17
Tyler O'Neill	-	-	-	-	-	1-0	-	12-19	6-6
Emmanuel Rivera	-	1-3	-	14-12	-	-	-	-	1-0
Adley Rutschman	29-33	-	-	-	-	-	-	-	7-11
Jacob Stallings	4-7	-	-	-	-	-	-	-	-
Gary Sánchez	8-11	-	-	-	-	-	-	-	3-4
Chadwick Tromp	2-3	-	-	-	-	-	-	-	-
Ramón Urías	-	-	1-0	32-34	-	-	-	-	1-1
Luis Vázquez	-	-	1-1	1-2	5-1	-	-	-	-
Jordan Westburg	-	-	9-6	20-24	-	-	-	-	8-8

2025 BY THE NUMBERS			
	HOME	AWAY	TOTAL
Overall	36-38	36-42	72-80
MONTH	HOME	AWAY	TOTAL
March (5)	1-0	2-2	3-2
April (25)	6-7	3-9	9-16
May (27)	4-10	5-8	9-18
June (27)	8-5	8-6	16-11
July (25)	8-5	5-7	13-12
August (28)	4-10	7-7	11-17
September (25)	5-1	6-3	11-4
TOTAL (162)	36-38	36-42	72-80
DAY OF WEEK	HOME	AWAY	TOTAL
Monday (14)	5-1	5-4	10-5
Tuesday (23)	3-8	5-7	8-15
Wednesday (25)	5-7	5-6	10-13
Thursday (18)	5-5	5-1	10-6
Friday (26)	7-4	4-8	11-12
Saturday (28)	6-6	7-8	13-14
Sunday (27)	5-7	5-8	10-15
TOTAL (162)	36-38	36-42	72-80
VS. AL EAST	HOME	AWAY	TOTAL
Boston Red Sox (13)	1-6	4-2	5-8
New York Yankees (13)	2-1	1-2	3-3
Tampa Bay Rays (13)	2-1	3-4	5-5
Toronto Blue Jays (13)	4-2	2-5	6-7
TOTAL (52)	9-10	10-13	19-23
VS. AL CENTRAL	HOME	AWAY	TOTAL
Chicago White Sox (7)	3-0	3-0	6-0
Cleveland Guardians (7)	2-1	1-3	3-4
Detroit Tigers (6)	1-2	0-3	1-5
Kansas City Royals (6)	1-2	1-2	2-4
Minnesota Twins (6)	0-3	0-3	0-6
TOTAL (32)	7-8	5-11	12-19
VS. AL WEST	HOME	AWAY	TOTAL
Athletics (6)	1-2	1-2	2-4
Houston Astros (7)	1-3	2-1	3-4
Los Angeles Angels (6)	3-0	2-1	5-1
Seattle Mariners (6)	2-1	3-0	5-1
Texas Rangers (7)	1-2	1-2	2-4
TOTAL (32)	8-8	9-6	17-14
VS. NL EAST	HOME	AWAY	TOTAL
Atlanta Braves (3)	-	3-0	3-0
Miami Marlins (3)	1-2	-	1-2
New York Mets (3)	2-1	-	2-1
Philadelphia Phillies (3)	-	1-2	1-2
Washington Nationals (4)	0-3	1-2	1-5
TOTAL (16)	3-6	5-4	8-10
VS. NL CENTRAL	HOME	AWAY	TOTAL
Chicago Cubs (3)	-	1-2	1-2
Cincinnati Reds (3)	1-2	-	1-2
Milwaukee Brewers (3)	-	1-2	1-2
Pittsburgh Pirates (3)	3-0	-	3-0
St. Louis Cardinals (3)	1-2	-	1-2
TOTAL (15)	5-4	2-4	7-8
VS. NL WEST	HOME	AWAY	TOTAL
Arizona Diamondbacks (3)	-	1-2	1-2
Colorado Rockies (3)	2-1	-	2-1
Los Angeles Dodgers (3)	2-1	-	2-1
San Diego Padres (3)	-	3-0	3-0
San Francisco Giants (3)	-	1-2	1-2
TOTAL (15)	4-2	5-4	9-6





BALTIMORE ORIOLES - WALK-OFF AND MISC. HOME RUNS

Baltimore Orioles Walk-off Wins							
Date	Score	Batter/Runner	Action	RBI	Pitcher	INN	OUTS
9/10	PIT 1 @ BAL 2	Dylan Beavers	1B	1	Kyle Nicolas	10	0
9/9	PIT 2 @ BAL 3	Samuel Basallo	1B	1	Dauri Moreta	11	0
9/6	LAD 3 @ BAL 4	Emmanuel Rivera	1B	2	Tanner Scott	9	2
9/5	LAD 1 @ BAL 2	Samuel Basallo	HR	1	Tanner Scott	9	2
8/13	SEA 3 @ BAL 4	Jackson Holliday	2B	1	Matt Brash	9	2
Opponent Walk-off Wins							
Date	Score	Batter/Runner	Action	RBI	Pitcher	INN	OUTS
9/13	BAL 4 @ HOU 5	Alejandro Kirk	SF	1	Yennier Cano	9	1
8/16	BAL 4 @ HOU 5	Ramón Urias	FC	1	Keegan Akin	12	1
8/3	BAL 3 @ CHC 5	Justin Turner	HR	2	Keegan Akin	9	0
5/24 (G1)	BAL 5 @ BOS 6	Rafael Devers	1B	1	Gregory Soto	10	1
Baltimore Orioles Back-to-Back Home Runs							
Date	Score	Batters	Pitcher	INN	OUTS		
9/3	BAL 7 @ SD 5	Colton Cowser/Coby Mayo/Alex Jackson	Nestor Cortes	3	1		
8/8	ATH 2 @ BAL 3	Adley Rutschman/Ryan Mountcastle	J.T. Ginn	1	2		
7/29 (G1)	TOR 4 @ BAL 16	Tyler O'Neill/Ramón Urias	Lazaro Estrada	6	1		
7/28	TOR 4 @ BAL 11	Cedric Mullins/Coby Mayo	Chris Bassitt	2	2		
6/24	TEX 6 @ BAL 5 (10)	Gary Sánchez/Ramón Urias/Ryan O'Hearn	Chris Martin	7	0		
6/14	LAA 5 @ BAL 6	Cedric Mullins/Gary Sánchez	Tyler Anderson	6	0		
6/5	BAL 4 @ SEA 3	Adley Rutschman/Gunnar Henderson	Bryan Woo	6	0		
5/14 (G2)	MIN 8 @ BAL 6	Cedric Mullins/Heston Kjerstad	Simeon Woods Richardson	3	2		
4/19	CIN 5 @ BAL 9	Ramón Laureano/Jordan Westburg	Carson Spiers	7	2		
4/19	CIN 5 @ BAL 9	Cedric Mullins/Gunnar Henderson	Hunter Greene	1	0		
3/27	BAL 17 @ TOR 2	Adley Rutschman/Jordan Westburg	Yariel Rodriguez	8	1		
Opponent Back-to-Back Home Runs							
Date	Score	Batters	Pitcher	INN	OUTS		
9/7	LAD 5 @ BAL 2	Shohei Ohtani/Mookie Betts	Tomoyuki Sugano	3	0		
8/4	BAL 3 @ PHI 13	Edmundo Sosa/Weston Wilson	Elvin Rodriguez	8	1		
5/18	WSH 10 @ BAL 4	Dylan Crews/CJ Abrams	Zach Eflin	2	1		
5/15	MIN 4 @ BAL 0	DaShawn Keirsey Jr./Byron Buxton	Tomoyuki Sugano	3	1		
5/4	KC 11 @ BAL 6	Bobby Witt Jr./Vinnie Pasquantino	Yennier Cano	7	1		
4/29	NY 15 @ BAL 3	Trent Grisham/Aaron Judge/Ben Rice	Kyle Gibson	1	0		
4/17	CLE 2 @ BAL 6	Daniel Schneemann/Austin Hedges	Tomoyuki Sugano	3	0		
4/9	BAL 0 @ AZ 9	Pavin Smith/Josh Naylor	Dean Kremer	5	1		
Baltimore Orioles Grand Slams							
Date	Score	Batter	Pitcher	INN	OUTS		
6/15	LAA 2 @ BAL 11	Gary Sánchez	Connor Brogdon	7	2		
5/14	MIN 8 @ BAL 6	Cedric Mullins	Simeon Woods Richardson	3	2		
4/16	CLE 1 @ BAL 9	Jackson Holliday	Gavin Williams	2	1		
Opponent Grand Slams							
Date	Score	Batter	Pitcher	INN	OUTS		
8/4	BAL 3 @ PHI 13	Kyle Schwarber	Yaramil Hiraldo	6	2		
7/18	BAL 1 @ TB 11	Yandy Diaz	Grant Wolfram	6	1		
5/23	BAL 5 @ BOS 19	Rafael Devers	Emmanuel Rivera	8	2		
4/20	CIN 24 @ BAL 2	Noelvi Marte	Jorge Mateo	8	2		
Baltimore Orioles Inside-the-Park Home Runs							
Date	Score	Batter	RBI	Pitcher	INN	OUTS	
Opponent Inside-the-Park Home Runs							
Date	Score	Batter	RBI	Pitcher	INN	OUTS	
Baltimore Orioles Pinch-Hit Home Runs							
Date	Score	Batter	RBI	Pitcher	INN	OUTS	
7/26	COL 0 @ BAL 18	Alex Jackson	1	Kyle Farmer	8	0	
7/10 (G1)	NYM 1 @ BAL 3	Gunnar Henderson	2	Ryne Stanek	8	0	
5/10	BAL 2 @ LAA 5	Ramón Laureano	1	Brook Burke	9	0	
Opponent Pinch-Hit Home Runs							
Date	Score	Batter	RBI	Pitcher	INN	OUTS	
8/3	BAL 3 @ CHC 5	Justin Turner	2	Keegan Akin	9	0	
7/30	TOR 9 @ BAL 8	Nathan Lukes	3	Yennier Cano	7	2	
6/18	BAL 8 @ TB 12	Brandon Lowe	2	Yennier Cano	5	2	
5/11	BAL 7 @ LAA 3	Matthew Lugo	1	Félix Bautista	9	2	
5/7	BAL 2 @ MIN 5	Harrison Bader	2	Keegan Akin	7	1	
Baltimore Orioles Leadoff Home Runs							
Date	Score	Batter	Pitcher				
9/3	BAL 7 @ SD 5	Jackson Holliday	Nestor Cortes				
7/20	BAL 5 @ TB 3	Jackson Holliday	Ryan Pepiot				
5/31	CWS 2 @ BAL 4	Jackson Holliday	Davis Martin				
4/19	CIN 5 @ BAL 9	Cedric Mullins	Hunter Greene				
4/3	BOS 8 @ BAL 4	Cedric Mullins	Tanner Houck				
3/29	BAL 9 @ TOR 5	Colton Cowser	Max Scherzer				
Opponent Leadoff Home Runs							
Date	Score	Batter	Pitcher				
9/7	LAD 5 @ BAL 2	Shohei Ohtani	Tomoyuki Sugano				
8/27	BOS 3 @ BAL 2	Roman Anthony	Dietrich Enns				
8/25	BOS 4 @ BAL 3	Roman Anthony	Tomoyuki Sugano				
6/16	BAL 1 @ TB 7	Josh Lowe	Zach Eflin				
5/24 (G1)	BAL 5 @ BOS 6	Jarren Duran	Zach Eflin				
5/18	WSH 10 @ BAL 4	CJ Abrams	Zach Eflin				
4/29	NY 15 @ BAL 3	Trent Grisham	Kyle Gibson				
4/23	BAL 3 @ WSH 4	James Wood	Tomoyuki Sugano				

LAST TIME IT HAPPENED	
BATTING	
Eutaw St. Home Run	Gunnar Henderson, 8/14/24 vs. WSH (Herz)
Opponent	Jonathan Aranda, 6/28/25 vs. TB (Eflin)
Second Deck Home Run in LF at OPACY	Austin Hays, 6/7/22 vs. CHC (Mills)
Opponent	Pete Alonso, 9/2/20 vs. NYM (Means)
Grand Slam	Gary Sánchez, 6/15/25 vs. LAA (Brogdon)
Two Grand Slams in One Game	Reimold, Clevenger, 9/11/15 vs. KC (Herrera, Chamberlain)
Pinch-Hit Home Run	Alex Jackson, 7/26/25 vs. COL (Farmer)
Pinch-Hit Walk-Off Home Run	Nolan Reimold, 7/24/16 vs. CLE (Allen)
Pinch-Hit Grand Slam	Dwight Evans, 7/26/91 vs. OAK (Nelson)
Inside-the-Park Home Run	Jorge Mateo, 8/20/23 at OAK (Sears)
LH & RH Home Run, Same Game	Anthony Santander, 8/7/24 at TOR (Francis, Yarbrough)
Individual 2-Home Run Game	Jackson Holliday, 5/4/25 vs. KC (Lorenzen)
Individual 3-Home Run Game	Ryan Mountcastle, 6/19/21 vs. TOR (Manoah, Kay)
Individual 4-Home Run Game	Never
Home Run in Consecutive Games	Dylan Beavers, 9/16-17/25 at CWS
Home Run in 3 Consecutive Games	Tyler O'Neill, 7/25-29 (G1)/25 vs. COL, vs. TOR (4 G)
Home Run in 4 Consecutive Games	Tyler O'Neill, 7/25-29 (G1)/25 vs. COL, vs. TOR
Home Run in 5 Consecutive Games	Jonathan Schoop, 7/22-27/18 vs. TOR, BOS, TB
Home Run in 6 Consecutive Games	Chris Davis, 9/26-10/2/12 vs. TOR, BOS, TB
4-Home Run Game, Team	9/3/25 at SD
5-Home Run Game, Team	4/19/25 vs. CIN
6-Home Run Game, Team	3/27/25 at TOR
7-Home Run Game, Team	6/2/16 vs. BOS
8+-Home Run Game, Team	6/16/15 vs. PHI (8 HR)
10+-Run Game, Team	8/17/25 at HOU (12 R)
15+-Run Game, Team	7/29/25 (G1) vs. TOR (16 R)
20+-Run Game, Team	6/27/25 vs. TB (22 R)
Back-to-Back HR	Cowser/Mayo/A. Jackson, 9/3/25 at SD (3 rd inning)
Back-to-Back HR to Start First Inning	Mullins/Henderson, 4/19/25 vs. CIN
Back-to-Back-to-Back HR	Cowser/Mayo/A. Jackson, 9/3/25 at SD (3 rd inning)
Back-to-Back-to-Back HR to Start First Inning	Flaherty/Hardy/Markakis, 5/10/12 (G1) vs. TEX
2 Back-to-Back HRs, Same Game	Mullins/Henderson (1 st) & Laureano/Westburg (7 th), 4/19/25 vs. CIN
Leadoff Home Run	Jackson Holliday, 9/3/25 at SD (Cortes)
Walk-Off Win	Dylan Beavers (1B), 9/10/25 vs. PIT (Nicolas)
Walk-Off Home Run	Samuel Basallo, 9/5/25 vs. LAD (Scott)
Walk-Off Grand Slam	Manny Machado, 8/18/17 vs. LAA (Middleton)
Walk-Off Home Run, Eutaw St.	Rio Ruiz, 8/11/19 vs. HOU (Osuna)
Home Run, 15 th Inning or later	Jonathan Villar, 7/25/19 at LAA (Canning)
Home Run, 17 th Inning or later	Adam Jones, 5/6/12 at BOS (McDonald)
Home Run by a Pitcher	Zack Britton, 7/3/11 at ATL (Beachy)
2-Home Run Game by a Pitcher	Milt Pappas, 8/27/61 at MIN (Ramos)
Oriole to hit a Home Run for 1 st ML hit	Connor Norby, 6/4/24 at TOR (Pearson)
Oriole w/ 3 Home Runs in One Inning	Mark Trumbo, 4/15/16 at TEX (7 th inning, Pérez, Shields, Albers)
Oriole w/ 7 Home Runs in Consecutive Innings	Manny Machado, 8/7/16 at CWS (1 st , 2 nd , 3 rd inning, Faulkner, Albers)
5-Hit Game	Adley Rutschman, 6/21/24 at HOU
6-Hit Game	Cal Ripken, Jr., 6/13/99 at ATL
5-RBI Game	Jordan Westburg, 8/17/25 at HOU
6-RBI Game	Adley Rutschman, 6/9/24 at TB
7-RBI Game	Ryan Mountcastle, 4/11/23 vs. OAK (9 RBI)
8-RBI Game	Ryan Mountcastle, 4/11/23 vs. OAK (9 RBI)
9-RBI Game	Ryan Mountcastle, 4/11/23 vs. OAK
PITCHING	
Perfect Game	Never
No-Hitter	5/5/21 at SEA (Means)
1-Hitter	8/15/25 at HOU (Young, Hiraldo)
Complete Game	8/1/25 at CHC (Rogers, 8.0 IP)
Complete Game, 9.0+ IP	9/23/22 vs. HOU (Kremer, 9.0 IP)
Shutout	9/23/22 vs. HOU (Kremer)
Team Shutout	8/17/25 at HOU (Kremer, Wolfram, Martin)
Consecutive CG, Pitcher	Sidney Ponson (2), 5/16-22/04
Consecutive Shutouts, Pitcher	Mike Mussina (2), 9/26-10/1/95
Consecutive CG, Team	5/13-14/11 (Guthrie, Bergesen)
Consecutive Shutouts, Team	4/18-19/23 at WSH
10+ Strikeout Game, Pitcher	Kyle Bradish (10), 8/26/25 vs. BOS
15+ Strikeout Game, Pitcher	Erik Bedard (15), 7/7/07 at TEX
10+ Strikeout Game, Team	9/16/25 at CWS (10 K)
15+ Strikeout Game, Team	9/15/25 at CWS (15 K)
4+ Strikeouts in an inning	Mike Cuellar (4), 5/29/70 at CAL
Immaculate Inning	Brandon Young, 7/8/25 vs. NYM (5 th inning)
MISCELLANEOUS	
Hit for the Cycle	Cedric Mullins, 5/12/23 vs. PIT (7 th in club history)
Steal of Home	Ryan Mountcastle, 8/14/25 vs. SEA
Position Player to Pitch	Luis Vázquez, 9/14/25 at TOR (1.0 IP)
Triple Play Turned	9/18/22, Bottom 3 rd at TOR (Chapman batting/Kremer pitching)
Manager Ejection	Scoring: 6-4-3 (Mateo-Vavra-Aguilar)
Player Ejection	Tony Mansolino, 7/20/25 at TB (1 st career)
	Ryan O'Hearn, 7/21/25 at CLE (3 rd career)
WINNING SWEEPS	
2-Game, at OPACY	9/26-27/23 vs. WSH
2-Game, Road	8/18-19/25 at BOS
3-Game, at OPACY	9/9-11/25 vs. PIT
3-Game, Road	9/15-17/25 at CWS
4-Game, at OPACY	7/7-10/22 vs. LAA
4-Game, Road	6/7-10/24 at TB
Doubleheader	7/29/25 vs. TOR

2025 SCHEDULE

G#	DATE	OPP.	W-L	SCORE	WP/LP/SV	REC	POS	GA/GB	ATT.
1	3/27	at TOR	W	12-2	Eflin/Berrios	1-0	T-1 st	+0.5	40,734
2	3/28	at TOR	L	8-2	Gausman/Morton	1-1	T-3 rd	-0.5	26,289
3	3/29	at TOR	W	9-5	Kremer/Lovelyad	2-1	2 nd	-0.5	27,005
4	3/30	at TOR	L	3-1	Bassitt/Sugano/Hoffman	2-2	3 rd	-1.5	21,069
5	3/31	vs. BOS	W	8-5	Dominguez/Newcomb	3-2	3 rd	-1.0	45,002*
MARCH TOTALS: 3-2				TEAM ERA: 4.60		TEAM AVG: .305			
	4/1	OFF DAY				3-2	4 th	-1.0	
6	4/2	vs. BOS	L	3-0	Crochet/Eflin/Chapman	3-3	4 th	-1.5	18,146
7	4/3	vs. BOS	L	8-4	Kelly/Morton	3-4	T-4 th	-2.0	16,656
8	4/4	at KC	L	8-2	Lugo/Kremer	3-5	5 th	-2.5	14,196
9	4/5	at KC	W	8-1	Sugano/Wacha	4-5	5 th	-2.5	14,383
10	4/6	at KC	L	4-1	Bubic/Povich/Estévez	4-6	5 th	-2.5	19,098
11	4/7	at AZ	W	5-1	Eflin/Gallen	5-6	T-4 th	-1.5	20,333
12	4/8	at AZ	L	4-3	Kelly/Morton/Martinez	5-7	4 th	-2.0	23,843
13	4/9	at AZ	L	9-0	Pfaadt/Kremer	5-8	5 th	-2.5	22,411
	4/10	OFF DAY				5-8	5 th	-2.5	
	4/11	vs. TOR	**POSTPONED**		Rescheduled for 7/29 (DH)	5-8	5 th	-2.5	
14	4/12	vs. TOR	W	5-4	Baker/Francis/Bautista	6-8	T-4 th	-2.0	22,130
15	4/13	vs. TOR	L	7-6 (10)	Hoffman/Bowman	6-9	5 th	-2.5	27,193
	4/14	OFF DAY				6-9	5 th	-2.5	
16	4/15	vs. CLE	L	6-3	Allen/Morton/Clase	6-10	5 th	-3.5	14,203
17	4/16	vs. CLE	W	9-1	Kremer/Williams	7-10	5 th	-3.5	13,964
18	4/17	vs. CLE	W	6-2	Sugano/Bibee	8-10	4 th	-3.5	16,201
19	4/18	vs. CIN	L	8-3	Abbott/Povich	8-11	4 th	-4.5	42,587*
20	4/19	vs. CIN	W	9-5	Dominguez/Greene/Bautista	9-11	4 th	-3.5	28,534
21	4/20	vs. CIN	L	24-2	Rogers/Morton/Wynne	9-12	4 th	-4.5	19,053
	4/21	OFF DAY				9-12	4 th	-4.0	
22	4/22	at WSH	L	7-0	Parker/Kremer	9-13	4 th	-4.0	29,504
23	4/23	at WSH	L	4-3	López/Soto/Finnegan	9-14	5 th	-5.0	22,246
24	4/24	at WSH	W	2-1	Povich/Gore/Bautista	10-14	5 th	-4.5	23,058
	4/25	at DET	**POSTPONED**		Rescheduled for 4/26 (DH)	10-14	5 th	-4.0	
25	4/26-1	at DET	L	4-3	Mize/Young/Vest	10-15			28,509
26	4/26-2	at DET	L	6-2	Hurter/Morton	10-16	5 th	-5.0	21,422
27	4/27	at DET	L	7-0	Skubal/Kremer	10-17	5 th	-6.5	28,613
28	4/28	vs. NYY	W	4-3	Sugano/Warren/Bautista	11-17	5 th	-5.5	22,775
29	4/29	vs. NYY	L	15-3	Rodón/Gibson	11-18	5 th	-6.5	22,164
30	4/30	vs. NYY	W	5-4	Baker/Carrasco/Bautista	12-18	5 th	-5.5	22,381
APRIL TOTALS: 9-16				TEAM ERA: 5.64		TEAM AVG: .206			
	5/1	OFF DAY				12-18	5 th	-5.5	
31	5/2	vs. KC	W	3-0	Kremer/Wacha/Bautista	13-18	5 th	-5.5	26,364
32	5/3	vs. KC	L	4-0	Bubic/Sugano	13-19	5 th	-5.5	19,348
33	5/4	vs. KC	L	11-6	Zerpa/Cano	13-20	5 th	-5.5	31,956
	5/5	OFF DAY				13-20	5 th	-5.0	
34	5/6	at MIN	L	9-1	López/Povich	13-21	5 th	-6.0	19,779
35	5/7	at MIN	L	5-2	Coulombe/Morton/Duran	13-22	5 th	-7.0	16,417
36	5/8	at MIN	L	5-2	Jax/Cano/Duran	13-23	5 th	-7.5	17,410
37	5/9	at LAA	W	4-1	Sugano/Hendricks/Bautista	14-23	5 th	-7.5	30,778
38	5/10	at LAA	L	5-2	Kochanowicz/Gibson	14-24	5 th	-7.5	27,975
39	5/11	at LAA	W	7-3	Eflin/Ty. Anderson	15-24	5 th	-8.0	29,460
	5/12	OFF DAY				15-24	5 th	-8.0	
	5/13	vs. MIN	**POSTPONED**		Rescheduled for 5/14 (DH)	15-24	5 th	-7.5	
40	5/14-1	vs. MIN	L	6-3	Stewart/Kremer/Duran	15-25	5 th	-8.5	
41	5/14-2	vs. MIN	L	8-6	Funderburk/Cano/Sands	15-26	5 th	-9.0	10,169
42	5/15	vs. MIN	L	4-0	Paddack/Sugano	15-27	5 th	-9.5	30,926
43	5/16	vs. WSH	L	4-3	López/Bautista/Finnegan	15-28	5 th	-10.5	21,171
44	5/17	vs. WSH	L	10-6	Irvin/Gibson	15-29	5 th	-10.5	28,208
45	5/18	vs. WSH	L	10-4	Soroka/Eflin	15-30	5 th	-11.5	37,264
46	5/19	at MIL	L	5-4	Uribe/Cano/Megill	15-31	5 th	-12.0	22,319
47	5/20	at MIL	L	5-2	Henderson/McDermott/Uribe	15-32	5 th	-13.0	22,778
48	5/21	at MIL	W	8-4 (11)	Baker/Alexander	16-32	5 th	-13.0	30,554
	5/22	at BOS	**POSTPONED**		Rescheduled for 5/23 (DH)	16-32	5 th	-13.5	
49	5/23-1	at BOS	L	19-5	Whitlock/Dominguez	16-33	5 th	-14.0	31,150
	5/23-2	at BOS	**POSTPONED**		Rescheduled for 5/24 (DH)	16-33	5 th	-13.5	
50	5/24-1	at BOS	L	6-5 (10)	Weissert/Soto	16-34	5 th	-14.5	30,958
51	5/24-2	at BOS	W	2-1	Kittredge/Bernardino/Dominguez	17-34	5 th	-14.0	34,604
52	5/25	at BOS	W	5-1	Kremer/Buehler	18-34	5 th	-14.0	36,824
53	5/26	vs. STL	W	5-2	Morton/Fedde/Bautista	19-34	5 th	-14.0	21,717
54	5/27	vs. STL	L	7-4	Matz/Baker/Helsley	19-35	5 th	-15.0	13,779
55	5/28	vs. STL	L	6-4	King/Povich/Helsley	19-36	5 th	-16.0	14,491
	5/29	OFF DAY				19-36	5 th	-16.0	
56	5/30	vs. CWS	W	2-1	Eflin/Burke/Bautista	20-36	5 th	-15.0	22,108
57	5/31	vs. CWS	W	4-2	Kremer/Martin/Bautista	21-36	5 th	-14.0	23,470
MAY TOTALS: 9-18				TEAM ERA: 5.21		TEAM AVG: .250			
58	6/1	vs. CWS	W	3-2	Morton/Houser/Baker	22-36	5 th	-14.0	33,037
	6/2	OFF DAY				22-36	5 th	-14.0	
59	6/3	at SEA	W	5-1	Sugano/Kirby	23-36	5 th	-14.0	21,089
60	6/4	at SEA	W	3-2	Cano/Vargas/Bautista	24-36	5 th	-13.0	19,231
61	6/5	at SEA	W	4-3	Eflin/Woo/Baker	25-36	5 th	-13.0	27,887
62	6/6	at ATH	L	5-4	Sears/Kremer/Miller	25-37	5 th	-14.0	8,424
63	6/7	at ATH	W	7-4	Akin/Severino/Bautista	26-37	5 th	-13.0	9,185
64	6/8	at ATH	L	5-1	Newcomb/Sugano	26-38	5 th	-13.0	8,836
	6/9	OFF DAY				26-38	5 th	-13.0	
65	6/10	vs. DET	L	5-3	Lee/Povich/Vest	26-39	5 th	-14.0	20,291
66	6/11	vs. DET	W	10-1	Eflin/Mize	27-39	5 th	-14.0	18,630
67	6/12	vs. DET	L	4-1	Skubal/Kremer/Vest	27-40	5 th	-15.0	18,800
68	6/13	vs. LAA	W	2-0	Morton/Kochanowicz/Bautista	28-40	5 th	-14.0	20,204
69	6/14	vs. LAA	W	6-5	Akin/Anderson/Bautista	29-40	5 th	-13.0	26,313
70	6/15	vs. LAA	W	11-2	Povich/Kikuchi	30-40	5 th	-12.0	33,370
71	6/16	at TB	L	7-1	Pepiot/Eflin	30-41	5 th	-12.0	10,046
72	6/17	at TB	W	5-1	Kremer/Littell	31-41	5 th	-11.0	10,046
73	6/18	at TB	L	12-8	Montgomery/Kittredge	31-42	5 th	-11.0	10,046
74	6/19	at TB	W	4-1	Morton/Rasmussen/Bautista	32-42	5 th	-11.0	10,046
75	6/20	at NYY	W	5-3	Blewett/Weaver/Bautista	33-42	5 th	-10.0	47,034
76	6/21	at NYY	L	9-0	Schmidt/Eflin	33-43	5 th	-11.0	46,142
77	6/22	at NYY	L	4-2	Cruz/Baker/Williams	33-44	5 th	-12.0	45,571
78	6/23	vs. TEX	W	6-0	Rogers/Corbin	34-44	5 th	-11.0	13,929
79	6/24	vs. TEX	L	6-5 (10)	Jackson/Dominguez/Garcia	34-45	5 th	-11.0	16,909
80	6/25	vs. TEX	L	7-0	deGrom/Young	34-46	5 th	-12.0	22,828
	6/26	OFF DAY				34-46	5 th	-12.0	
81	6/27	vs. TB	W	22-8	Sugano/Orze	35-46	5 th	-12.0	20,047
82	6/28	vs. TB	L	11-3	Littell/Eflin	35-47	5 th	-12.0	30,491
83	6/29	vs. TB	W	5-1	Kremer/Bradley	36-47	5 th	-12.0	19,226
84	6/30	at TEX	W	10-6 (10)	Akin/Milner	37-47	5 th	-11.0	27,420
JUNE TOTALS: 16-11				TEAM ERA: 4.05		TEAM AVG: .253			
85	7/1	at TEX	L	10-2	deGrom/Young/Latz	37-48	5 th	-11.0	30,933
86	7/2	at TEX	L	6-0	Eovaldi/Sugano/Dunning	37-49	5 th	-11.0	27,636
	7/3	OFF DAY				37-49	5 th	-11.5	
87	7/4	at ATL	W	3-2	Morton/Strider/Bautista	38-49	5 th	-11.5	40,249
88	7/5	at ATL	W	9-6 (10)	Bautista/Montero/Cano	39-49	5 th	-11.5	37,170
89	7/6	at ATL	W	2-1	Rogers/Holmes/Dominguez	40-49	5 th	-11.5	34,012
	7/7	OFF DAY				40-49	5 th	-12.0	
90	7/8	vs. NYM	L	7-6 (10)	Díaz/Cano/Brazobán	40-50	5 th	-13.0	35,200
	7/9	vs. NYM	**POSTPONED**		Rescheduled for 7/10 (DH)	40-50	5 th	-12.5	
91	7/10-1	vs. NYM	W	3-1	Wolfram/Stanek/Bautista	41-50	5 th	-12.0	25,262
92	7/10-2	vs. NYM	W	7-3	Sugano/Hagenman	42-50	5 th	-11.5	17,961
93	7/11	vs. MIA	W	5-2	Kremer/Cabrera	43-50	5 th	-11.5	22,213
94	7/12	vs. MIA	L	6-0	Junk/Rogers	43-51	5 th	-11.5	34,332
95	7/13	vs. MIA	L	11-1	Pérez/Young	43-52	5 th	-11.5	17,759

7/14	Home Run Derby (Truist Park - Atlanta, GA)									
7/15	MLB All-Star Game (Truist Park - Atlanta, GA)									
7/16-17 All-Star Break										
96	7/18	at TB	L	11-1	Bradley/Morton	43-53	5 th	-12.5	10,046	
97	7/19	at TB	L	4-3	Uceta/Domínguez/Fairbanks	43-54	5 th	-13.5	10,046	
98	7/20	at TB	W	5-3	Rogers/Pepiot/Bautista	44-54	5 th	-13.5	9,195	
99	7/21	at CLE	L	10-5	Bibee/Selby	44-55	5 th	-14.5	21,748	
100	7/22	at CLE	L	6-3	Cantillo/Young/Clase	44-56	5 th	-14.5	22,714	
101	7/23	at CLE	L	3-2	Gaddis/Selby/Clase	44-57	5 th	-15.5	30,476	
102	7/24	at CLE	W	4-3	Morton/Allen/Soto	45-57	5 th	-15.5	26,223	
103	7/25	vs. COL	L	6-5	Bird/Kittredge/Halvorsen	45-58	5 th	-16.5	25,090	
104	7/26	vs. COL	W	18-0	Rogers/Senzatela	46-58	5 th	-16.5	20,188	
105	7/27	vs. COL	W	5-1	Sugano/Gomber	47-58	5 th	-15.5	16,407	
106	7/28	vs. TOR	W	11-4	Martin/Bassitt	48-58	5 th	-14.5	20,176	
107	7/29-1	vs. TOR	W	16-4	Morton/Lucas	49-58	5 th	-13.5	16,194	
108	7/29-2	vs. TOR	W	3-2	Kittredge/Hoffman/Martin	50-58	5 th	-12.5	14,929	
109	7/30	vs. TOR	L	9-8	Fluharty/Cano/Hoffman	50-59	5 th	-13.5	17,049	
JULY TOTALS: 13-12				TEAM ERA: 4.79		TEAM AVG: .257				
110	8/1	at CHC	L	1-0	Horton/Rogers/Palencia	50-60	5 th	-13.5	40,520	
111	8/2	at CHC	W	4-3	Wolfram/Thielbar/Akin	51-60	5 th	-13.5	40,781	
112	8/3	at CHC	L	5-3	Palencia/Akin	51-61	5 th	-13.5	39,430	
113	8/4	at PHI	L	13-3	Luzardo/Povich	51-62	5 th	-14.5	41,099	
114	8/5	at PHI	L	5-0	Walker/Kremer	51-63	5 th	-15.5	43,660	
115	8/6	at PHI	W	5-1	Rogers/Suárez	52-63	5 th	-15.5	42,030	
8/7		OFF DAY				52-63	5 th	-15.5		
116	8/8	vs. ATH	W	3-2	Sugano/Ginn/Akin	53-63	5 th	-14.5	20,796	
117	8/9	vs. ATH	L	11-3	Perkins/Young	53-64	5 th	-14.5	30,078	
118	8/10	vs. ATH	L	3-2	Alvarado/Akin	53-65	5 th	-15.5	23,183	
8/11		OFF DAY				53-65	5 th	-15.5		
119	8/12	vs. SEA	L	1-0	Kirby/Kremer/Muñoz	53-66	5 th	-16.5	19,356	
120	8/13	vs. SEA	W	4-3	Akin/Brash	54-66	5 th	-15.5	17,290	
121	8/14	vs. SEA	W	5-3	Sugano/Evans/Enns	55-66	5 th	-15.5	14,083	
122	8/15	at HOU	W	7-0	Young/Valdez	56-66	5 th	-15.5	33,654	
123	8/16	at HOU	L	5-4 (12)	De Los Santos/Akin	56-67	5 th	-16.5	37,641	
124	8/17	at HOU	W	12-0	Kremer/Javier	57-67	5 th	-15.5	36,411	
125	8/18	at BOS	W	6-3	Rogers/May	58-67	5 th	-14.5	36,961	
126	8/19	at BOS	W	4-3 (11)	Cano/Whitlock/Martin	59-67	5 th	-14.0	37,435	
8/20		OFF DAY				59-67	5 th	-14.0		
127	8/21	vs. HOU	L	7-2	Alexander/Young	59-68	5 th	-14.5	18,061	
128	8/22	vs. HOU	L	10-7	Okert/Povich/Abreu	59-69	5 th	-15.5	24,224	
129	8/23	vs. HOU	L	9-8	Blubaugh/Enns/Abreu	59-70	5 th	-16.5	30,159	
130	8/24	vs. HOU	W	3-2	Rogers/Arrighetti/Akin	60-70	5 th	-15.5	19,746	
131	8/25	vs. BOS	L	4-3	Fitts/Sugano/Chapman	60-71	5 th	-16.5	15,740	
132	8/26	vs. BOS	L	5-0	Giolito/Bradish	60-72	5 th	-16.5	14,776	
133	8/27	vs. BOS	L	3-2	Weissert/Akin/Chapman	60-73	5 th	-17.5	16,790	
134	8/28	vs. BOS	L	3-2	Hicks/Garcia/Matz	60-74	5 th	-18.0	15,374	
135	8/29	at SF	L	15-8	Bivens/Kremer	60-75	5 th	-18.0	40,043	
136	8/30	at SF	W	11-1	Rogers/Seymour	61-75	5 th	-17.0	37,711	
137	8/31	at SF	L	13-2	Verlander/Sugano/Bivens	61-76	5 th	-18.0	39,220	
AUGUST TOTALS: 11-17				TEAM ERA: 4.13		TEAM AVG: .228				
138	9/1	at SD	W	4-3	Enns/Adam/Akin	62-76	5 th	-17.0	45,586	
139	9/2	at SD	W	6-2	Wells/Darvish	63-76	5 th	-17.0	42,536	
140	9/3	at SD	W	7-5	Povich/Cortes/Cano	64-76	5 th	-17.0	35,019	
9/4		OFF DAY				64-76	5 th	-17.0		
141	9/5	vs. LAD	W	2-1	Cano/Scott	65-76	5 th	-17.0	25,481	
142	9/6	vs. LAD	W	4-3	Suárez/Teirinen	66-76	5 th	-16.0	42,612*	
143	9/7	vs. LAD	L	5-2	Kershaw/Sugano/Dreyer	66-77	5 th	-16.0	27,874	
9/8		OFF DAY				66-77	5 th	-16.0		
144	9/9	vs. PIT	W	3-2 (11)	Enns/Moreta	67-77	5 th	-16.0	15,488	
145	9/10	vs. PIT	W	2-1 (10)	Suárez/Nicolas	68-77	5 th	-15.0	18,210	
146	9/11	vs. PIT	W	3-2	Wolfram/Holderman/Akin	69-77	5 th	-15.0	13,957	
147	9/12	at TOR	L	6-1	Fisher/Enns	69-78	5 th	-16.0	34,376	
148	9/13	at TOR	L	5-4	Fisher/Cano	69-79	5 th	-17.0	42,461	
149	9/14	at TOR	L	11-2	Bieber/Wolfram	69-80	5 th	-18.0	42,032	
150	9/15	at CWS	W	4-1	Bradish/Wilson/Enns	70-80	5 th	-18.0	11,020	
151	9/16	at CWS	W	8-7	Kremer/Smith/Akin	71-80	5 th	-18.0	12,428	
152	9/17	at CWS	W	3-1	Wells/Pérez/Akin	72-80	5 th	-17.0	10,919	
153	9/18	vs. NYY	7:15 PM	FOX						
154	9/19	vs. NYY	7:05 PM	MASN						
155	9/20	vs. NYY	7:05 PM	MASN						
156	9/21	vs. NYY	1:35 PM	MASN						
9/22		OFF DAY								
157	9/23	vs. TB	6:35 PM	MASN2						
158	9/24	vs. TB	6:35 PM	MASN2 FS1*						
159	9/25	vs. TB	1:05 PM	MASN						
160	9/26	at NYY	7:05 PM	MASN						
161	9/27	at NYY	1:05 PM	MASN						
162	9/28	at NYY	3:05 PM	MASN						
SEPTEMBER TOTALS: 11-4				TEAM ERA: 3.32		TEAM AVG: .220				
*Indicates home sellout										
^Indicates out-of-market broadcast										
Pitchers in CAPS indicates complete game										
All times listed are Eastern										
MASN and MASN2 games can also be streamed locally via MASN+										
All games broadcast on the Orioles Radio Network and 98 Rock 97.9 FM/HD2 & WBAL NewsRadio 1090 AM/101.5 FM										
<div><div></div><div></div></div> <div><div></div><div></div></div>										
DELAYS & POSTPONEMENTS										
DATE	OPPONENT (Reason)			TIME (Delay)		RESULT				
9/6	vs. LAD (inclement weather)			0:20 (pregame)		W, 4-3				
8/14	vs. SEA (rain)			2:18 (top 6 th)		W, 5-3				
8/13	vs. SEA (inclement weather)			1:40 (pregame)		W, 4-3				
7/27	vs. COL (inclement weather)			0:28 (pregame)		W, 5-1				
7/20	at TB (rain)			2:36 (top 7 th)		W, 5-3				
7/13	vs. MIA (inclement weather)			1:38 (pregame)		L, 11-1				
7/9	vs. NYM (inclement weather)			Postponed		Rescheduled for a DH on 7/10				
7/8	vs. NYM (inclement weather)			0:46 (pregame)		L, 7-6				
6/19	at TB (inclement weather)			0:10 (pregame)		W, 4-1				
6/13	vs. LAA (rain)			2:16 (pregame, bottom 5 th)		W, 2-0				
5/28	vs. STL (rain)			0:31 (pregame)		L, 6-4				
5/24 (G1)	at BOS (rain)			0:26 (pregame)		L, 6-5				
5/23 (G2)	at BOS (rain)			Postponed		Rescheduled for a DH on 5/24				
5/22	at BOS (rain)			Postponed		Rescheduled for a DH on 5/23				
5/16	vs. WSH (inclement weather)			0:12 (pregame)		L, 4-3				
5/13	vs. MIN (inclement weather)			Postponed		Rescheduled for a DH on 5/14				
5/3	vs. KC (rain)			0:57 (top 2 nd)		L, 4-0				
4/25	at DET (inclement weather)			Postponed		Rescheduled for a DH on 4/26				
4/11	vs. TOR (rain)			Postponed		Rescheduled for a DH on 7/29				
TOTAL TIME OF DELAYS: 14:18										
COLDEST GAME TIME TEMPERATURE: 45 degrees, April 5 at Kansas City (W, 8-1)										
WARMEST GAME TIME TEMPERATURE: 100 degrees, 2x, last: June 24 vs. Texas (L, 6-5 [10])										