



2012 A's POSTSEASON GUIDE



Jonny Gomes, hit by pitch, vs. Royals, April 11



Kila Ka'aihue, single, vs. White Sox, April 25



Brandon Inge, grand slam, vs. Blue Jays, May 8



Yoenis Cespedes, home run, vs. Dodgers, June 24



Derek Norris, home run, vs. Giants, June 24



Coco Crisp, sac fly, vs. Red Sox, July 3



Chris Carter, home run, vs. Mariners, July 6



Josh Reddick, double, vs. Mariners, July 8



Brandon Hicks, home run, vs. Rangers, July 15



Brandon Moss, single, vs. Yankees, July 20



Coco Crisp, single, vs. Yankees, July 22



Jemile Weeks, sac fly, vs. Rays, July 30



Coco Crisp, sac fly, vs. Blue Jays, Aug 3



Brandon Moss, home run, vs. Mariners, Sept 29

ACCOMPLISHMENTS OF 2012 OAKLAND A'S

- Trailed Texas by five games with nine games remaining and became the first team in Major League history to comeback from a deficit of five or more games with fewer than 10 games remaining to win a Division or Pennant
- Trailed Texas by 13 games June 30 and become the fifth team in Major League history to win a Division or Pennant after trailing by 13 or more games
- Posted the best record (19-5) in the month of July in franchise history.
- Since June 2, registered the best mark (72-38) in the Majors.
- Staged a Major League-leading 14 walk-off victories this season, including eight within a 16-game home stretch from June 21 through July 22. *Eleven different players* hit walk-off homers this season (Crisp 3 times, Moss twice).
- Registered 10 series sweeps, including a first-ever four-game sweep of the Yankees and two three-game sweeps of the Red Sox at home.
- Tied the Oakland record with 12 straight road wins (Aug. 24-Sept. 12).
- Starting pitchers walked three batters or fewer in 44 straight games from July 30-September 15, the longest streak by an A's team since at least 1921.
- Etched the best pitching staff ERA (3.48) by an Oakland team in 12 years (3.18 in 1990).
- Bullpen led the American League with a 2.90 ERA, the lowest ERA by an Oakland relief corps since 1990 (2.35).
- This season have used 12 rookie pitchers who have combined for 319 games pitched and 54 wins—both Oakland records.
- Beat the Blue Jays in Toronto, 16-0, on July 25 to equal the franchise record for the biggest shutout victory.
- Defeated the Red Sox in Oakland, 20-2, on Aug. 31, marking only the fourth time in Oakland history the A's have scored 20 runs in a game, and the first time in 12 years (23-2 vs. Texas in 2000).
- Turned the eighth triple play in Oakland history in the fifth inning of the A's 4-1 win over Minnesota at the Oakland Coliseum Aug. 21 (Trevor Plouffe grounded into a 5-4-3 triple play, Donaldson-to-Rosales-to-Carter).
- Rookie reliever Ryan Cook opened the 2012 season by reeling off 23.0 scoreless innings from March 28 through May 27. He allowed only four hits and a .056 opponents batting average during the streak.
- Brandon Inge, only a week after being acquired, hit four home runs and drove in 16 runs over a five-game stretch from May 6-11, including grand slams vs. Toronto (May 8) and Detroit (May 10).
- Starting pitchers Tommy Milone (13-10) and Jarrod Parker (13-8) set an Oakland rookie record for most wins in a season.
- Rookie starting pitcher Jarrod Parker allowed one run or fewer in 10 of his first 14 Major League starts, becoming only the second pitcher since 1900 to allow one run or fewer in 10 of his first 14 starts (Ferdie Schupp, NY Giants, 1913-17).
- Rookie starting pitcher A.J. Griffin went 6-0 with a 1.94 ERA over his first 11 starts, becoming only the second pitcher to be undefeated in at least his first 11 Major League appearances, all starts, while maintaining an ERA under 2.00 (Jered Weaver, 9-0 with a 1.95 ERA over his first 12 starts with the Angels).
- Griffin also is the first pitcher in Oakland history to start his career 6-0, and is the only Major League pitcher since at least 1918 to allow three runs or fewer and walk two batters or fewer in each of his first 11 career starts.

TABLE OF CONTENTS

2012 ATHLETICS

| | |
|-----------------------------|----|
| Manager and Coaches..... | 3 |
| Bob Melvin..... | 3 |
| Chili Davis..... | 5 |
| Mike Gallego..... | 6 |
| Chip Hale..... | 7 |
| Rick Rodriguez..... | 8 |
| Tye Waller..... | 8 |
| Curt Young..... | 9 |
| The Players..... | 10 |
| Brett Anderson..... | 10 |
| Grant Balfour..... | 12 |
| Darin Barton..... | 15 |
| Travis Blackley..... | 17 |
| Jerry Blevins..... | 19 |
| Dallas Braden..... | 21 |
| Andrew Carignan..... | 22 |
| Chris Carter..... | 23 |
| Yoenis Céspedes..... | 25 |
| Bartolo Colón..... | 27 |
| Ryan Cook..... | 31 |
| Collin Cowgill..... | 33 |
| Coco Crisp..... | 34 |
| Joey Devine..... | 37 |
| Josh Donaldson..... | 38 |
| Sean Doolittle..... | 40 |
| Stephen Drew..... | 42 |
| Pedro Figueroa..... | 44 |
| Jonny Gomes..... | 46 |
| A.J. Griffin..... | 48 |
| Brandon Inge..... | 51 |
| George Kottaras..... | 53 |
| Brandon McCarthy..... | 55 |
| Jim Miller..... | 57 |
| Tommy Milone..... | 59 |
| Brandon Moss..... | 62 |
| Pat Neshek..... | 64 |
| Jordan Norberto..... | 66 |
| Derek Norris..... | 68 |
| Jarrod Parker..... | 69 |
| Cliff Pennington..... | 72 |
| Josh Reddick..... | 74 |
| Adam Rosales..... | 76 |
| Evan Scribner..... | 78 |
| Scott Sizemore..... | 79 |
| Seth Smith..... | 80 |
| Eric Sogard..... | 83 |
| Dan Straily..... | 84 |
| Jemile Weeks..... | 86 |
| How The A's Were Built..... | 89 |

2012 SEASON IN REVIEW

| | |
|---------------------------------------|-----|
| Season in Review..... | 90 |
| Final Statistics..... | 96 |
| Fielding Statistics..... | 97 |
| Day-By-Day Results..... | 98 |
| Wild Card Day-By-Day..... | 102 |
| Miscellaneous Stats..... | 102 |
| Club Statistics..... | 103 |
| Highs and Lows..... | 103 |
| Designated Hitting Statistics..... | 104 |
| Pinch Hitting Statistics..... | 105 |
| Batting With The Bases Loaded..... | 105 |
| Batting With RISP..... | 106 |
| Starting Lineups..... | 106 |
| Batting and Pitching Breakdown..... | 107 |
| Player Transactions..... | 107 |
| Stats At The All-Star Break..... | 110 |
| Stats After The All-Star Break..... | 111 |
| April Statistics..... | 112 |
| May Statistics..... | 113 |
| June Statistics..... | 114 |
| July Statistics..... | 115 |
| August Statistics..... | 116 |
| September Statistics..... | 117 |
| Stats At Home..... | 118 |
| Stats On The Road..... | 119 |
| Stats During The Day..... | 120 |
| Stats At Night..... | 121 |
| Stats vs. Left-Handers..... | 122 |
| Stats vs. Right-Handers..... | 123 |
| Final Standings..... | 124 |
| Major League Attendance..... | 125 |
| AL Team Leaders..... | 126 |
| AL Batting Leaders..... | 128 |
| AL Pitching Leaders..... | 130 |
| AL Rookie Batting Leaders..... | 132 |
| AL Rookie Pitching Leaders..... | 133 |
| NL Team Leaders..... | 134 |
| NL Batting Leaders..... | 136 |
| NL Pitching Leaders..... | 138 |
| NL Rookie Batting Leaders..... | 140 |
| NL Rookie Pitching Leaders..... | 141 |
| Final Spring Training Statistics..... | 142 |
| Spring Training Results..... | 144 |
| Minor League Statistics..... | 145 |
| Organizational Standings..... | 152 |
| Organizational Leaders..... | 153 |

ATHLETICS POSTSEASON HISTORY

| | |
|---|-----|
| All-Time Postseason Results..... | 155 |
| Postseason Team Totals..... | 158 |
| Division Series Records..... | 160 |
| League Championship Series Records..... | 162 |
| World Series Records..... | 164 |
| Postseason Career Leaders..... | 166 |
| Postseason Single Game Bests..... | 167 |
| Postseason Series Year-By-Year Recap..... | 168 |

**MANAGER**

Robert Paul Melvin

Named as A's interim manager, June 9, 2011

Birthdate: October 28, 1961**Birthplace/Resides:** Palo Alto, California / New York, New York**Contract Status:** First year of a three-year contract through 2014

Bob Melvin guided the A's to the 15th American League West championship in his first full season as a manager. The A's finished the season 94-68 after going 74-88 a year ago for the third biggest turnaround in Oakland history. Melvin's record at the helm of the A's since being named interim manager, June 9, 2011 now stands at 141-120 (.540). The Bay Area native signed a three-year contract through the 2014 season, Sept. 21. Melvin has a record of 634-628 (.502) in nine seasons as a Major League manager, which also includes stints with the Seattle Mariners (2003-04) and Arizona Diamondbacks (2005-09). He is the 29th manager in franchise history and the 17th in Oakland history.

In his previous managerial stint, he guided Arizona to a 337-340 (.498) record in four-plus seasons. He was named manager of the D-backs Nov. 5, 2004 and led the club to a 77-85 mark in his first season, a 26-game turnaround from a franchise-worst 51-111 mark in 2004. After a 76-86 finish in 2006, Melvin was named National League Manager of the Year by the BBWAA in 2007 after guiding Arizona to a league-best 90-72 record. He also earned NL Manager of the Year honors from *The Sporting News* and the Negro League Baseball Museum's C.I. Taylor Legacy Award. The Diamondbacks followed up their NL West title with a second-place finish in 2008, finishing 82-80. Melvin became the winningest

ATHLETICS MANAGERS

| Manager | Years | W | L | Pct. | Notes |
|-------------------|----------------|------------|------------|-------------|--|
| Connie Mack | 1901-50 | 3627 | 3891 | .482 | 9 AL Pennants, 5 World Championships |
| Jimmie Dykes | 1951-53 | 208 | 254 | .450 | |
| Eddie Joost | 1954 | 51 | 103 | .331 | |
| Lou Boudreau | 1955-57 | 151 | 260 | .367 | |
| Harry Craft | 1957-59 | 162 | 196 | .453 | |
| Bob Elliot | 1960 | 58 | 96 | .377 | |
| Joe Gordon | 1961 | 26 | 33 | .441 | |
| Hank Bauer | 1961-62, 69 | 187 | 226 | .453 | |
| Ed Lopat | 1963-64 | 90 | 124 | .421 | |
| Mel McGaha | 1964-65 | 45 | 91 | .331 | |
| Haywood Sullivan | 1965 | 54 | 82 | .397 | |
| Alvin Dark | 1966-67, 74-75 | 314 | 291 | .519 | 2 AL West Titles, 1 AL Pennant, 1 World Championship |
| Luke Appling | 1967 | 10 | 30 | .250 | |
| Bob Kennedy | 1968 | 82 | 80 | .506 | |
| John McNamara | 1969-70 | 97 | 78 | .554 | |
| Dick Williams | 1971-73 | 288 | 190 | .603 | 3 AL West Titles, 2 AL Pennants, 2 World Championships |
| Chuck Tanner | 1976 | 87 | 74 | .540 | |
| Jack McKeon | 1977,78 | 71 | 105 | .403 | Started 1977 season, finished 1978 |
| Bobby Winkles | 1977-78 | 61 | 86 | .415 | Finished 1977 season, started 1978 |
| Jim Marshall | 1979 | 54 | 108 | .333 | |
| Billy Martin | 1980-82 | 215 | 218 | .497 | 1 AL West Title |
| Steve Boros | 1983-84 | 94 | 112 | .456 | |
| Jackie Moore | 1984-86 | 163 | 190 | .462 | |
| Jeff Newman | 1986 | 2 | 8 | .200 | Interim Manager |
| Tony La Russa | 1986-1995 | 798 | 673 | .542 | 4 AL West Titles, 3 AL Pennants, 1 World Championship |
| Art Howe | 1996-2002 | 600 | 533 | .530 | 2 AL West Titles, 1 AL Wild Card |
| Ken Macha | 2003-06 | 368 | 280 | .568 | 2 AL West Titles |
| Bob Geren | 2007-11 | 334 | 376 | .470 | |
| Bob Melvin | 2011- | 141 | 120 | .574 | 1 AL West Title |

manager in Arizona history that season when he earned his 304th win Aug. 14, surpassing Bob Brenly. Melvin was relieved of his duties as D-backs manager May 8, 2009 after a 12-17 start.

Prior to being named A's manager, Melvin had rejoined the Diamondbacks as a special baseball advisor to President & CEO Derrick Hall in May of 2011, assisting the baseball operations department and other business divisions of the organization. He was a professional scout for the New York Mets in 2010.

Melvin began his managerial career in 2003, guiding to the Mariners to a 93-69 record in shattering the team record for wins by a first-year Mariners manager set by Lou Piniella in 1993 (82-80). His 93 wins also tied for the 15th-most by any rookie manager in Major League history at the time. The Mariners then fell to 63-99 in 2004 and he left Seattle with a 156-168 (.481) record in two seasons.

Melvin began his coaching career as Manager Phil Garner's bench coach from 1999-2000, first with the Brewers in 1999 and then in 2000 with the Tigers. While with the Brewers, he also managed the Maryvale team in the Arizona Fall League in 1999. He then served as Bob Brenly's bench coach with the D-backs from 2001-02 when the club won back-to-back NL West titles and the World Series in 2001. Prior to those bench coach roles, he spent three seasons with Milwaukee in various capacities, serving as a scout in 1996, roving instructor in 1997 and as assistant to General Manager Sal Bando in 1998.

A 10-year Major League veteran, Melvin's playing career included stops in Detroit (1985), San Francisco (1986-88), Baltimore (1989-91), Kansas City (1992), Boston (1993), the New York Yankees (1994) and the Chicago White Sox (1994). He posted a .233 batting average with 35 home runs and 212 RBI while playing in 692 games. The former catcher was drafted by Detroit as its first choice in the secondary phase of the 1981 January draft and hit .220 in 41 games in his rookie season of 1985. Melvin spent the next three seasons sharing the catching duties with Bob Brenly for the Giants, hitting a career-high 11 home runs in 1987. After three seasons in Baltimore, he batted a career-high .314 in 32 games with Kansas City in 1992.

Melvin graduated from Menlo-Atherton High School in Menlo Park, Calif. in 1979 and later attended and played baseball at the University of California in Berkeley. He and his wife, Kelly, reside in Lower Manhattan, NY. Their daughter, Alexi, is a recent graduate of the prestigious Lee Strasberg Theater & Film Institute in New York.

MANAGERIAL RECORD

| Year | Club | League | Class | W-L | Pos. |
|----------------------------|---------|----------|--------|----------------|------------|
| 2003 | SEATTLE | American | Majors | 93-69 | 2nd / West |
| 2004 | SEATTLE | American | Majors | 63-99 | 4th / West |
| 2005 | ARIZONA | National | Majors | 77-85 | 2nd / West |
| 2006 | ARIZONA | National | Majors | 76-86 | 4th / West |
| 2007 | ARIZONA | National | Majors | 90-72 | 1st / West |
| 2008 | ARIZONA | National | Majors | 82-80 | 2nd / West |
| 2009 | ARIZONA | National | Majors | 12-17 | 4th / West |
| 2011 | OAKLAND | American | Majors | 47-52 | 3rd / West |
| 2012 | OAKLAND | American | Majors | 94-68 | 1st / West |
| Major League Totals | | | | 634-628 | |

MAJOR LEAGUE RECORD

| | AVG. | G | AB | R | H | 2B | 3B | HR | RBI |
|--------|------|-----|------|-----|-----|----|----|----|-----|
| TOTALS | .233 | 692 | 1955 | 174 | 456 | 85 | 6 | 35 | 212 |



HITTING COACH

Charles Theodore Davis

Named A's hitting coach, November 26, 2011

Birthdate: January 17, 1960

Birthplace/Resides: Kingston, Jamaica / Paradise Valley, Arizona

Chili Davis, a three-time All-Star and member of three World Series championship teams during an illustrious 19-year Major League playing career, enters his first season as the A's hitting coach in 2012.

Davis, 52, served as the Boston Red Sox's Triple-A hitting coach with Pawtucket last season.

Originally selected in the 11th round of the 1977 draft by the San Francisco Giants, he became the first Jamaica-born player to play in the majors in 1981. Considered one of the greatest switch-hitters in baseball history, Davis batted .274 with 350 home runs, 1,372 RBI, 1,240 runs scored and a .451 slugging percentage in 2,436 big league games with the Giants (1981-87), California Angels (1988-90, 1993-96), Minnesota Twins (1991-92), Kansas City Royals (1997) and New York Yankees (1998-99).

He finished fourth in the National League Rookie of the Year balloting in 1982 after hitting .261 with 19 homers, 76 RBI and 24 stolen bases for San Francisco. Davis, a native of Kingston, Jamaica and graduate of Dorsey High School in Los Angeles, hit 20 or more home runs in 10 different seasons as an outfielder-designated hitter. He earned All-Star recognition with the Giants in 1984 and 1986, and with the Angels in 1994, and served as Bob Melvin's teammate with San Francisco in 1986-87, including the '87 club that won the NL West division crown.

Davis later played roles on three World Series championship teams—the 1991 Twins, and both the 1998 and 1999 Yankees. He batted .277 with 29 home runs and 93 RBI on that Minnesota title team, while hitting .279 with 30 homers and 90 RBI with Kansas City in 1997. His best RBI season came in 1993 with California, when he drove in 112 runs and hit 27 round-trippers. On the all-time switch-hitters list, he continues to rank among the Top 10 leaders in home runs (350, 5th), RBI (1,372, 6th) and walks (1,194, 8th).

After enjoying back-to-back World Series championships with the Yankees, Davis retired after the 1999 season. He entered his coaching career four years later, serving as hitting coach for the Australian National Team in 2003-04. He was hired by the Los Angeles Dodgers as a part-time instructor in the fall instructional league in 2010 before being named Pawtucket's hitting coach last season. Boston's Triple-A affiliate ranked among the International League leaders in on-base percentage (.335, third), runs scored (657, third), home runs (132, fifth) and slugging percentage (.401, sixth) in 2011.

MAJOR LEAGUE RECORD

| | AVG. | G | AB | R | H | 2B | 3B | HR | RBI |
|--------|------|------|------|------|------|-----|----|-----|------|
| TOTALS | .274 | 2436 | 8673 | 1240 | 2380 | 424 | 30 | 350 | 1372 |

MIKE GALLEGO

3



THIRD BASE COACH

Michael Anthony Gallego

Named A's third base coach, October 22, 2008

Birthdate: October 31, 1960

Birthplace/Resides: Whittier, California / Phoenix, Arizona

Mike Gallego completed his fourth season as the A's third base coach in 2012. It was his 16th season in the Oakland organization, which includes 12 years as a player.

Gallego joined the A's from the Colorado Rockies organization, where he spent nine seasons, including four as third base and infield coach on Clint Hurdle's Major League staff. His stay included a storybook 2007 season when they won the National League pennant. Under his tutelage, the Rockies set a Major League record for fielding percentage with a mark of .98925 in 2007. Shortstop Troy Tulowitzki led Major League shortstops with a .987 fielding percentage that year and Todd Helton topped all National League first basemen with a .999 fielding percentage. Gallego joined the Rockies organization as a roving infield coordinator in 2000, a position he held until joining the major league coaching staff May 1, 2002. He returned to his minor league duties in 2003-04, before rejoining the major league staff in 2005. Gallego launched his coaching career as Boston's minor league infield instructor in 1999.

Gallego's professional career began when the A's drafted him in the second round of the 1981 June draft out of UCLA. He made his major league debut with Oakland in 1985, spending 13 seasons in the majors with Oakland (1985-91, 95), the New York Yankees (1992-94) and St. Louis Cardinals (1996-97). He was a .239 career hitter with 42 home runs and 282 RBI in 1111 games, including .232 in 772 games with the A's. A valuable utility infielder, he played in three straight postseasons with Oakland from 1988-90 and was a member of the 1989 World Champion A's. In 1993, he won the Good Guy Award from the New York Press Photographer's Association and New York Baseball Writers after enjoying his best season, batting .283 with 10 home runs and 54 RBI.

A native of Whittier, Calif., Gallego graduated from St. Paul High School (Santa Fe Springs, Calif.) and attended UCLA for three years before being drafted by the A's. He and his wife, Caryn, have twin sons, Nicholas and Joseph (12/29/88) and a daughter, Allison (12/12/90). They reside in Phoenix, Ariz.

MAJOR LEAGUE RECORD

| | AVG. | G | AB | R | H | 2B | 3B | HR | RBI |
|--------|------|------|------|-----|-----|-----|----|----|-----|
| TOTALS | .239 | 1111 | 2931 | 374 | 700 | 111 | 12 | 42 | 282 |

**BENCH COACH**

William (Chip) Hale III

Named A's bench coach, October 5, 2011

Birthdate: December 2, 1964

Birthplace/Resides: San Jose, California / Tucson, Arizona

Chip Hale enters his first season on Bob Melvin's staff as the A's new bench coach. He served as the New York Mets' third base and infield coach the past two seasons.

A San Jose, Calif. native who attended Campolindo High School in nearby Moraga, Hale previously worked under Melvin as third base and infield coach with the Arizona Diamondbacks from 2007-09. During that stint, he played a prominent role on Arizona's 2007 club which posted a 90-72 record and captured the National League West Division championship. He also spent the first month of the 2006 season as third base coach for the Diamondbacks until Carlos Tosca recovered from a broken foot.

A former Major League player, William (Chip) Hale III enjoyed six seasons as a minor league manager in the Arizona organization before joining Melvin. He steered the Triple-A Tucson Sidewinders to the Pacific Coast League and Triple-A titles in 2006 with a franchise-best 91-53 mark. His 233 wins and .540 winning percentage as Tucson's manager from 2004-06 are also all-time franchise records.

In 2002, Hale managed El Paso (AA) to the Texas League championship with a 76-62 mark.

He also led Rookie-League Missoula to a 44-32 mark in 2000 and to the Northern Division's second-half championship in 2001. Hale was named the Pioneer League and *Baseball America's* Rookie-Level Manager of the Year in 2001.

Hale also served as an auxiliary coach with USA Baseball in Tucson in 1999, working with both the national team and the Intercontinental Cup teams.

Selected in the 17th round of the 1987 draft by Minnesota, Hale spent portions of seven seasons as a player in the big leagues with the Twins (1989-90, 1993-96) and the Los Angeles Dodgers (1997). He was a .277 lifetime hitter with seven home runs and 78 RBI in 333 games, playing five different positions as well as designated hitter, and registering a .289 (52-for-180) average as a pinch hitter.

While at the University of Arizona (1984-87), he started every game of his collegiate career in setting a record that would not be broken until 2001. Hale established school career marks for most hits and walks, and batted .345 for the 1986 Wildcat team that won the College World Series.

Hale and his wife, Judith, have three children—Jack, Edward and Sabrina. They live in Tucson, Ariz.

MAJOR LEAGUE RECORD

| | AVG. | G | AB | R | H | 2B | 3B | HR | RBI |
|---------------|-------------|----------|-----------|----------|----------|-----------|-----------|-----------|------------|
| TOTALS | .277 | 333 | 575 | 62 | 159 | 27 | 1 | 7 | 78 |

RICK RODRIGUEZ

44


BULLPEN COACH

Ricardo Rodriguez

Named A's bullpen coach, November 12, 2010

Birthdate: September 21, 1960

Birthplace/Resides: Oakland, California / Folsom, California



Rick Rodriguez returns for his second season on the A's coaching staff as bullpen coach and his 28th year in the Athletics organization. His tenure includes seven seasons as a player and 19 as a minor league coach.

Prior to joining the A's coaching staff, Rodriguez spent 10 of the previous 11 seasons (2000-02, 04-10) as the pitching coach at Triple-A Sacramento. The one exception was in 2003 when he managed the A's Single-A affiliate at Modesto to a 74-66 record and postseason appearance. Rodriguez' first coaching assignment came in 1992 with the A's affiliate at Scottsdale in the Arizona Rookie League. He spent the next two seasons with Southern Oregon of the Northwest League and also coached five seasons at Modesto from 1995-99.

Rodriguez was originally selected by Oakland in the second round of the 1981 June draft and spent seven seasons with the A's organization, including two in the majors with Oakland. He went 1-2 with a 6.61 ERA in three starts in 1986 and 1-0 with a 2.96 ERA in 15 relief appearances in 1987. Rodriguez also pitched for Cleveland (1988) and San Francisco (1990) in his big league career, compiling a 3-4 record and 5.73 ERA in 31 games, including eight starts. His playing career concluded in 1991 when he made three appearances for Triple-A Phoenix in the Giants' farm system.

An East Bay native, Rodriguez was born in Oakland and graduated from Castro Valley High School in 1978. He attended Chabot Junior College in Hayward and the University of California, Riverside. Rodriguez was named to the Castro Valley Sports Hall of Fame in 2011.

Rodriguez currently resides in Folsom, Calif.

MAJOR LEAGUE RECORD

| | W | L | ERA | G | IP | H | R | ER | BB | SO |
|--------|---|---|------|----|------|----|----|----|----|----|
| TOTALS | 3 | 4 | 5.73 | 31 | 77.0 | 97 | 51 | 49 | 41 | 22 |

TYE WALLER

46

FIRST BASE COACH

Elliott Tyrone Waller


Named A's first base coach, December 21, 2006

Named A's bench coach, December 22, 2008

Named A's first base coach, October 20, 2010

Birthdate: March 14, 1957

Birthplace/Resides: Fresno, California / San Diego, California



Tye Waller returns to the first base coaching box for the second consecutive season in 2012 after spending the previous two seasons as bench coach. He was the A's first base coach in 2007 and split his duties between first and third base in 2008. The 2012 season was Waller's sixth on the A's coaching staff and his eighth on a major league staff, as he was San Diego's bullpen coach in 1995 and first base coach in 2006.

Waller spent 19 years in the Padres organization, beginning in 1988 as a coach with the Padres rookie-level club in Spokane, Wash. He then served as the club's minor league outfield and base running instructor from 1989-93 before taking over the managerial duties at Spokane for the 1994 season. Following his one-year stint on the major league staff in 1995, Waller served as San Diego's coordinator of minor league instruction from 1997-99 and as director of player development from 2000-05.

Selected by the St. Louis Cardinals in the fourth round of the 1977 First-Year Player Draft, Waller played 11 seasons professionally, including parts of four seasons in the majors. In his first season of professional ball, he batted .320 for Calgary and led the Pioneer League in hits, runs and RBI on his way to league MVP honors. He made his major league debut with the Cardinals in 1980, appearing in five games for the Redbirds. He was traded to the Chicago Cubs in the off-season to complete a deal that sent Leon Durham and Ken Reitz to the Cubs for Bruce Sutter. He appeared in 30 games for the Cubs in 1981, finishing the season batting .268 with three home runs and 13 RBI. Waller was traded to the White Sox in December of 1982 and signed a free agent contract with the Astros in 1983. He appeared in 11 games for the Astros in 1987, his last season of professional ball.

A native of Fresno, Calif., Waller graduated from Hoover High School and attended San Diego City College for two years. Tye makes his off-season home in San Diego with his wife, Cynthia. The couple has four children—Elliott and triplets Todd, Terrence and Tiffany.

MAJOR LEAGUE RECORD

| | AVG. | G | AB | R | H | 2B | 3B | HR | RBI |
|--------|------|----|-----|----|----|----|----|----|-----|
| TOTALS | .236 | 63 | 110 | 18 | 26 | 3 | 1 | 3 | 14 |

CURT YOUNG

41

PITCHING COACH

Curtis Allen Young

Named A's pitching coach, October 21, 2011

Birthdate: April 16, 1960

Birthplace/Resides: Saginaw, Michigan / Scottsdale, Arizona



Curt Young returns to Oakland for his second stint as A's pitching coach. He was originally appointed to the position Dec. 2, 2003 and spent seven seasons with the A's before joining the Boston Red Sox as their pitching coach in 2011. The 2012 season marks Young's 28th year in the Oakland organization, which includes 12 years as a player, eight years as a minor league coach and eight years as the major league pitching coach.

During his tenure as coach from 2004-10, Oakland pitchers posted an American League-best 4.03 ERA and held opponents to an AL-low .257 average while allowing the fewest home runs (1,062) in the league. His 2010 staff led the American League with a 3.56 ERA and 17 shutouts, while A's starters registered a Major League-best 3.47 ERA, the lowest such mark in the AL since the 1990 Red Sox (3.32). Last year, Boston pitchers ranked third in the American League in strikeouts (1,213) and opponent batting average (.247) and tied for fourth in shutouts (13).

During Young's tenure as Oakland pitching coach, eight A's pitchers—Mark Mulder (2004), Tim Hudson (2004), Justin Duchscherer (2005, 2008), Barry Zito (2006), Dan Haren (2007), Andrew Bailey (2009), Trevor Cahill (2010) and Ryan Cook (2012)—have been selected to the American League All-Star team, with Mulder and Haren earning starts in the Midsummer Classic. Closers Huston Street (2005) and Bailey (2009) also earned AL Rookie of the Year honors.

Young began his coaching career in 1996 with the A's affiliate in the Arizona Rookie League. He spent three seasons in Scottsdale before he was named pitching coach at Single-A Visalia in 1999. Young spent the next three years as the pitching coach at Double-A Midland. His first Midland staff compiled a 4.60 ERA, which was the lowest figure posted by the club in 15 years. His 2001 staff bettered the previous year's figure by 20 points, finishing with a 4.40 ERA, and in 2002 the RockHounds finished with a 3.88 ERA. Young was promoted to Triple-A Sacramento for the 2003 season and the River Cats posted the fourth best ERA in the Pacific Coast League (3.90) en route to the PCL Championship.

Young compiled a 69-53 record and a 4.31 ERA in 251 games, 162 starts, in an 11-year Major League pitching career that included stints with Oakland (1983-91, 93), Kansas City (1992) and the New York Yankees (1992). He was originally drafted by the A's in the fourth round of the 1981 June draft, making his major league debut in 1983. The left-hander went 13-9 with a 3.45 ERA in 1986, leading the team in victories and earning him an Opening Day start in 1987. He matched his career best in wins in 1987, posting a 13-7 record and a 4.08 ERA in a career-high 31 starts. Young was also a member of the A's starting rotation when they won three consecutive American League pennants from 1988-90. He tossed two one-hitters during his career: Oct. 5, 1986 against Kansas City and June 9, 1987 against Chicago.

Young graduated from Arthur Hill High School in Saginaw, Mich., where he also starred as a quarterback, and attended Central Michigan University. In 1980, he pitched for the United States team in the World Amateur Baseball Tournament in Japan. Curt makes his offseason home in Scottsdale, Ariz. with his wife, Kathy, and their two sons (Daniel and Jamie) and daughter (Shannon).

MAJOR LEAGUE RECORD

| | W | L | ERA | G | IP | H | R | ER | BB | SO |
|--------|----|----|------|-----|--------|------|-----|-----|-----|-----|
| TOTALS | 69 | 53 | 4.31 | 251 | 1107.0 | 1133 | 581 | 530 | 366 | 536 |

BRETT ANDERSON

49



LEFT-HANDED PITCHER

Height/Weight: 6-4 / 233

Bats/Throws: Left / Left

Birthdate: February 1, 1988

End of Season Age: 24

Birthplace/Resides: Midland, Texas / Stillwater, Oklahoma

Major League Service: 4 years

Obtained: Acquired from the Arizona Diamondbacks with pitchers Dana Eveland and Greg Smith, infielder Chris Carter and outfielders Aaron Cunningham and Carlos Gonzalez for pitchers Dan Haren and Connor Robertson, December 14, 2007

Contract Status: Third year of a four-year contract through 2013 with club options for 2014 and 2015.

POSTSEASON EXPERIENCE

Has never appeared in the postseason.

2012 HIGHLIGHTS

Completed his rehab from "Tommy John" surgery in late August and made six starts before his regular season ended when he strained his right oblique Sept. 19...went 4-2 with a 2.57 ERA and .225 opponents batting average...allowed just one home run in 35.0 innings...his opponents batting average included a .219 (7-for-32) mark against left-handed hitters compared to .227 (22-for-97) against right-handers...had 22 of his 25 strikeouts against righties...allowed a .148 average with runners in scoring position...opponents were 0-for-10 with RISP and two outs...has held the opposition to a .214 (44-for-206) batting average with runners in scoring position over his last three seasons after allowing a .314 mark in his rookie campaign of 2009...had a .194 opponents batting average the first two times through the lineup, .323 with his only home run after that...walked just one batter to lead off an inning...was 2-0 with a 1.38 ERA in his two starts in Oakland compared to 2-2 with a 3.27 ERA in four starts on the road...logged a 3-1 record, a 1.61 ERA and .188 opponents batting average in four starts at night compared to 1-1 with a 4.26 ERA and .286 opponents average in two starts during the day...had one pickoff and now has 14 in his 68 career starts...opponents were 1-for-2 in stolen bases attempts...they are now 14-for-27 (51.9%) over the last three years after going 14-for-18 (77.8%) during his rookie campaign...received no run support in each of his two losses...is now 2-21 in 34 career starts with run support of fewer than three runs, 23-4 in 34 starts with support of three runs or more...the A's were 4-2 (.667) in his starting assignments and are 31-37 (.456) in his career...tossed at least six innings in five of his six starts, allowed one run or fewer four times and walked two batters or fewer five times.

OAKLAND: Was reinstated from the disabled list Aug. 21 and started that day against Minnesota...allowed just one run in 7.0 innings for the win...it was his first start since June 5, 2011 at Boston and his first win since May 26, 2011 at Los Angeles (AL)...combined with Cook and Balfour on a two-hit

shutout in his second start, a 3-0 win at Cleveland Aug. 27...tossed 7.0 innings and allowed both of the hits...allowed one run in each of his next two starts to become the first Athletics pitcher since at least 1918 to begin his season with four consecutive starts of one run or fewer...won each of his first four starts to become the first Oakland pitcher to start the season by winning at least his first four starts since Dave Stewart had six wins in his first six starts in 1990...the four-game winning streak matched the longest of his career (third time, last: Sept. 6 to Oct. 2, 2010)...had a 0.69 ERA, a .185 opponents batting average and three walks in 26.0 innings over his first four starts...then lost each of his final two starts, logging an 8.00 ERA, a .324 opponents batting average and four walks in 9.0 innings...left his final start Sept. 19 at Detroit after just 2.1 innings with the oblique injury.

REHAB: Combined for a 1-1 record and a 4.62 ERA during a six-start rehab assignment with Single-A Stockton and Triple-A Sacramento...walked just five batters in 25.1 innings (1.78 per nine innings)...allowed a .301 opponents batting average, including .294 (20-for-68) by right-handed hitters and .314 (11-for-35) by left-handers...issued all five of his walks to righties...began his rehab assignment July 21 with Stockton, one year and seven days after having reconstructive surgery to the ulnar collateral ligament in his left elbow...tossed 2.0 innings (4 h, 2 r, 2 er, 0 bb, 0 so)...was transferred to Sacramento July 26 and went 1-1 with a 4.24 ERA in five starts with the River Cats...tossed a season-high 6.0 shutout innings (3 h, 1 bb, 4 so) for his only win Aug. 10 at Oklahoma City...struck out a season-high seven in 5.0 innings for the loss in his final rehab start Aug. 15 at New Orleans.

LIFETIME PITCHING RECORD

| Year | Club | W | L | ERA | G | GS | CG | SHO | SV | IP | H | R | ER | HR | HB | BB | IBB | SO | WP | BK |
|------------------|-------------|-----------|-----------|-------------|-----------|-----------|----------|----------|----------|--------------|------------|------------|------------|-----------|-----------|-----------|----------|------------|----------|----------|
| 2007 | South Bend | 8 | 4 | 2.21 | 14 | 14 | 0 | 0 | 0 | 81.1 | 76 | 26 | 20 | 3 | 2 | 10 | 0 | 85 | 6 | 0 |
| | Visalia | 3 | 3 | 4.85 | 9 | 9 | 0 | 0 | 0 | 39.0 | 50 | 23 | 21 | 6 | 1 | 11 | 0 | 40 | 1 | 2 |
| 2008 | Stockton | 9 | 4 | 4.14 | 14 | 13 | 0 | 0 | 0 | 74.0 | 68 | 35 | 34 | 5 | 4 | 18 | 0 | 80 | 5 | 1 |
| | Midland | 2 | 1 | 2.61 | 6 | 6 | 0 | 0 | 0 | 31.0 | 27 | 10 | 9 | 3 | 1 | 9 | 0 | 38 | 0 | 1 |
| 2009 | OAKLAND | 11 | 11 | 4.06 | 30 | 30 | 1 | 1 | 0 | 175.1 | 180 | 94 | 79 | 20 | 3 | 45 | 1 | 150 | 0 | 1 |
| 2010 | OAKLAND | 7 | 6 | 2.80 | 19 | 19 | 0 | 0 | 0 | 112.1 | 112 | 41 | 35 | 6 | 7 | 22 | 2 | 75 | 4 | 2 |
| | Sacramento | 1 | 0 | 4.05 | 3 | 3 | 0 | 0 | 0 | 13.1 | 19 | 6 | 6 | 0 | 1 | 3 | 0 | 12 | 0 | 0 |
| | Arizona A's | 0 | 0 | 3.00 | 2 | 2 | 0 | 0 | 0 | 6.0 | 11 | 2 | 2 | 0 | 1 | 0 | 0 | 6 | 0 | 0 |
| 2011 | OAKLAND | 3 | 6 | 4.00 | 13 | 13 | 1 | 0 | 0 | 83.1 | 86 | 40 | 37 | 8 | 7 | 25 | 1 | 61 | 0 | 1 |
| 2012 | Stockton | 0 | 0 | 9.00 | 1 | 1 | 0 | 0 | 0 | 2.0 | 4 | 2 | 2 | 0 | 1 | 0 | 0 | 0 | 0 | 0 |
| | Sacramento | 1 | 1 | 4.24 | 5 | 5 | 0 | 0 | 0 | 23.1 | 27 | 12 | 11 | 4 | 1 | 5 | 0 | 18 | 1 | 1 |
| | OAKLAND | 4 | 2 | 2.57 | 6 | 6 | 0 | 0 | 0 | 35.0 | 29 | 11 | 10 | 1 | 1 | 7 | 1 | 25 | 1 | 0 |
| ML Totals | | 25 | 25 | 3.57 | 68 | 68 | 2 | 1 | 0 | 406.0 | 407 | 186 | 161 | 35 | 18 | 99 | 5 | 311 | 5 | 4 |

ANDERSON'S CAREER BESTS

Low Hit Complete Game: 2, July 6, 2009 at Boston

Innings Pitched: 9.0 (twice), last: May 5, 2011 vs. Cleveland

Strikeouts: 10, September 18, 2009 vs. Cleveland


Longest Winning Streak: 4 (three times), last: August 21 to September 8, 2012

Longest Losing Streak: 4 (twice), last: August 10 to September 1, 2010

Longest Scoreless Streak: 23.0, July 6 to 24, 2009

ANDERSON'S 2012 STARTS

| Date | Opponent | Score | Dec | ERA | IP | H | R | ER | BB | SO | HR | #PIT |
|----------|---------------------|-------|-----|------|-----|---|---|----|----|----|----|------|
| Aug. 22 | Minnesota | 4-1 | W | 1.29 | 7.0 | 4 | 1 | 1 | 0 | 6 | 0 | 86 |
| Aug. 27 | at Cleveland | 3-0 | W | 0.64 | 7.0 | 2 | 0 | 0 | 2 | 5 | 0 | 95 |
| Sept. 2 | Boston | 6-2 | W | 0.90 | 6.0 | 5 | 1 | 1 | 1 | 4 | 0 | 90 |
| Sept. 8 | at Seattle | 6-1 | W | 0.69 | 6.0 | 6 | 1 | 0 | 0 | 4 | 0 | 108 |
| Sept. 13 | at Los Angeles (AL) | 0-6 | L | 1.93 | 6.2 | 9 | 5 | 5 | 1 | 5 | 1 | 100 |
| Sept. 19 | at Detroit | 2-6 | L | 2.57 | 2.1 | 3 | 3 | 3 | 3 | 1 | 0 | 48 |

**RIGHT-HANDED PITCHER****Height/Weight:** 6-2 / 200**Bats/Throws:** Right / Right**Birthdate:** December 30, 1977**End of Season Age:** 34**Birthplace/Resides:** Sydney, Australia / Clearwater, Florida**Major League Service:** 8 years, 99 days**Obtained:** Signed as a free agent, January 18, 2011**Contract Status:** Second year of a two-year contract through 2012 with a club option for 2013.**POSTSEASON EXPERIENCE**

Has appeared in the postseason three times with Minnesota (2004) and Tampa Bay (2008, 2010)...has a 3.60 ERA (6 er in 15.0 ip) in 15 career appearances...has not allowed a run in nine Division Series appearances (9.2 ip, 4 h, 1 bb, 7 so)...advanced past the LDS once and that was in 2008 when the Rays went all the way to the World Series...last played in the postseason in the 2010 ALDS against Texas...made three appearances (3.2 ip, 2 h, 1 so).

2012 HIGHLIGHTS

Had two stints as the A's closer and saved a team-leading 24 games in a team-high 75 appearances while posting a 2.53 ERA...was charged with just two blown saves, all during his first stint as closer, and his save percentage of 92.3 ranked fourth in the American League...it tied for fourth best in Oakland history...was 10th in saves...also ranked second among AL relievers in opponents batting average (.160), third in slugging percentage (.253), fourth in on-base percentage (.242), fifth in games (75) and tied for fifth in innings (74.2)...the games pitched tied for fifth most in Oakland history...the batting average tied for third

lowest in Oakland history among relievers and the on-base percentage was sixth best...had career highs in saves, games and innings pitched...the batting average, on-base percentage and slugging percentage were second lowest of his career...now has 34 career saves, which is the most in Major League history by an Australian-born pitcher...had a 4.50 ERA and .233 opponents batting average over his first 21 appearances and then posted a 1.81 ERA and .130 opponents average over his final 54 games beginning May 20...allowed 10-of-21 (47.6%) inherited runners to score...first batters faced were 16-for-65 (.246) with nine walks (.347 on-base percentage)...tied for the third most first batter walks in the AL...the most first batter walks by an Oakland reliever since 1974 is 10 by Bill Mooneyham (1986) and Greg Cadaret (1988)...his .160 opponents batting average included a .157 (21-for-134) mark against left-handed hitters compared to .163 (20-for-123) against right-handers...surrendered three of his four home runs to right-handers...allowed a .103 batting average with two outs and opponents are batting .186 (96-for-516) with two outs in his career...yielded a .207 average with runners in scoring position...allowed 13 of his 21 runs in the ninth inning for a 3.44 ERA...had a 1.77 ERA in all other innings...had all three of his wins and a 1.06 ERA in 41 appearances at home...was charged with both of his losses and had a 4.45 ERA in 34 outings on the road...now has a 1.40 ERA (12 er in 77.1 ip) in 74 home games in two seasons with the A's compared to a 3.94 ERA (26 er in 59.1 ip) in 63 appearances on the road...posted a 1.93 ERA in eight interleague appearances and is now 4-0 with a save, a 1.14 ERA (6 er in 47.1 ip) and .157 (25-for-159) opponents batting average in 40 career interleague appearances...did not commit an error in 75 games and has not made an error in 50 chances and 395 games in his career.

**ATHLETICS SINGLE SEASON
SAVE PERCENTAGE LEADERS**

| | SV | SVO | SB% |
|-------------------------------|-----------|-----------|--------------|
| 1. Dennis Eckersley, 1990 | 48 | 50 | 96.0% |
| Mudcat Grant, 1970 | 24 | 25 | 96.0% |
| 3. Dennis Eckersley, 1992 | 51 | 54 | 94.4% |
| 4. Grant Balfour, 2012 | 24 | 26 | 92.3% |
| Andrew Bailey, 2011 | 24 | 26 | 92.3% |

(minimum 20 opportunities)

OAKLAND: Began the season as the A's closer and converted each of his first five save opportunities through April 24...did not allow a run in nine of 10 games over that span for a 0.82 ERA and .111 opponents batting average...was charged with his first blown save April 25 against Chicago when he allowed Paul Konerko's 400th career home run in the ninth inning of the A's 5-4, 14-inning win...had two blown saves, a loss and two saves over a five-game span from April 25 to May 5 where he posted a

16.20 ERA and .438 opponents batting average...would not have another save opportunity until Aug. 11...allowed three home runs in 11 games and 11.0 innings in the month of April...would surrender just one home run in 62 games and 61.2 innings the rest of the way...had a 10-game, 11.2-inning scoreless streak from June 5 to 27 and allowed just four hits for a .108 opponents batting average...the streak ended June 29 at Texas when he allowed a career-high tying four runs in 0.2 innings (also Sept. 3, 2003 vs. Anaheim and Sept. 11, 2007 at Boston)...did not allow a run in 10 games and 9.1 innings in the month of July and had a 13.1-inning scoreless streak from July 1 to Aug. 4...allowed just six hits over that stretch for a .128 opponents batting average...the scoreless streak was snapped Aug. 8 against Los Angeles on a solo home run by Mark Trumbo...returned to the closer role Aug. 11 at Chicago when he picked up his eighth save of the season...it was the 18th of his career, breaking Graeme Lloyd's record for most career saves by an Australian-born pitcher...converted each of his 17 save opportunities over 23 appearances from Aug. 11 through the end of the season...logged a 2.08 ERA and .125 opponents batting average over that stretch...recorded the save in eight consecutive appearances from Aug. 11 to 27...joins Dennis Eckersley (nine times) and Huston Street (twice) as the only relievers in Oakland history with a save in eight or more consecutive appearances...allowed just one run (1.23 ERA) on one hit (.043 opponents batting average) over that span...posted a 1.46 ERA in 12 appearances in the month of August and was a perfect 8-for-8 in saves...was charged with two runs and did not retire a batter Sept. 11 at Los Angeles (2 h, 2 bb)...did not allow a run after that to finish the season with a 10-game, 11.0-inning scoreless streak...retired each of the final 26 batters that he faced beginning Sept. 22 at New York, which is tied for the fifth longest streak in Oakland history...it is the second longest by a reliever to the record of 27 by Mike Mohler from April 15-28, 1996...appeared in each of the A's final five games from Sept. 29-Oct. 3 and did not allow a base runner...according to the Elias Sports Bureau, he is the second pitcher in Major League history to pitch at least one inning without surrendering a hit, walk or hit batsman in each of five straight games...the other is the Dodgers' Eric Gagne who did it over a six-game span in August 2003...Balfour is the first relief pitcher to finish each of his team's final five games of the season...saved the A's playoff clinching win Oct. 1 against Texas by striking out the side in the ninth inning...recorded his final save of the season Oct. 2 against the Rangers and finished the season by converting each of his final 18 save opportunities...that is tied for the seventh longest save streak in Oakland history.

ALL-TIME MLB AUSTRALIAN BORN LEADERS

GAMES PITCHED

| | |
|-----|--------------------|
| 568 | Graeme Lloyd |
| 398 | Grant Balfour |
| 287 | Peter Moylan |
| 115 | Ryan Rowland-Smith |
| 84 | Mark Hutton |

STRIKEOUTS

| | |
|-----|--------------------|
| 442 | Grant Balfour |
| 304 | Graeme Lloyd |
| 220 | Ryan Rowland-Smith |
| 205 | Peter Moylan |
| 204 | Damian Moss |

WINS

| | |
|----|--------------------|
| 30 | Graeme Lloyd |
| 27 | Grant Balfour |
| 22 | Damian Moss |
| 19 | Peter Moylan |
| 12 | Ryan Rowland-Smith |

SAVES

| | |
|----|--------------------|
| 34 | Grant Balfour |
| 17 | Graeme Lloyd |
| 3 | Peter Moylan |
| 2 | Ryan Rowland-Smith |
| 1 | Shayne Bennett |

LIFETIME PITCHING RECORD

| Year | Club | W | L | ERA | G | GS | CG | SHO | SV | IP | H | R | ER | HR | HB | BB | IBB | SO | WP | BK | |
|------------------|--------------|--------------------------|-----------|--------------|------------|----------|----------|----------|-----------|--------------|------------|------------|------------|-----------|----------|------------|----------|------------|-----------|----------|---|
| 1997 | GCL Twins | 2 | 4 | 3.76 | 13 | 12 | 0 | 0 | 0 | 67.0 | 73 | 31 | 28 | 1 | 4 | 20 | 0 | 43 | 3 | 2 | |
| 1998 | Elizabethton | 7 | 2 | 3.36 | 13 | 13 | 0 | 0 | 0 | 77.2 | 70 | 36 | 29 | 7 | 5 | 27 | 0 | 75 | 6 | 0 | |
| 1999 | Quad City | 8 | 5 | 3.53 | 19 | 14 | 0 | 0 | 1 | 91.2 | 66 | 39 | 36 | 7 | 6 | 37 | 0 | 95 | 1 | 0 | |
| 2000 | Fort Myers | 8 | 5 | 4.25 | 35 | 10 | 0 | 0 | 6 | 89.0 | 91 | 46 | 42 | 8 | 8 | 34 | 2 | 90 | 10 | 1 | |
| 2001 | New Britain | 2 | 1 | 1.08 | 35 | 0 | 0 | 0 | 13 | 50.0 | 26 | 6 | 6 | 1 | 0 | 22 | 2 | 72 | 1 | 0 | |
| | MINNESOTA | 0 | 0 | 13.50 | 2 | 0 | 0 | 0 | 0 | 2.2 | 3 | 4 | 4 | 2 | 0 | 3 | 0 | 2 | 0 | 0 | |
| | Edmonton | 2 | 2 | 5.51 | 11 | 0 | 0 | 0 | 0 | 16.1 | 18 | 11 | 10 | 2 | 0 | 10 | 1 | 17 | 2 | 0 | |
| 2002 | Edmonton | 2 | 4 | 4.16 | 58 | 0 | 0 | 0 | 8 | 71.1 | 60 | 34 | 33 | 3 | 0 | 30 | 1 | 88 | 2 | 1 | |
| 2003 | Rochester | 5 | 2 | 2.41 | 21 | 11 | 0 | 0 | 5 | 71.0 | 48 | 21 | 19 | 6 | 3 | 16 | 0 | 87 | 0 | 1 | |
| | MINNESOTA | 1 | 0 | 4.15 | 17 | 1 | 0 | 0 | 0 | 26.0 | 23 | 12 | 12 | 4 | 0 | 14 | 2 | 30 | 0 | 0 | |
| 2004 | MINNESOTA | 4 | 1 | 4.35 | 36 | 0 | 0 | 0 | 0 | 39.1 | 35 | 19 | 19 | 4 | 2 | 21 | 1 | 42 | 3 | 0 | |
| 2005 | MINNESOTA | (Injured — Did Not Play) | | | | | | | | | | | | | | | | | | | |
| 2006 | Dayton | 0 | 0 | 0.00 | 2 | 0 | 0 | 0 | 0 | 2.0 | 0 | 0 | 0 | 0 | 0 | 0 | 0 | 3 | 0 | 0 | |
| | GCL Reds | 0 | 0 | 13.50 | 2 | 2 | 0 | 0 | 0 | 1.1 | 1 | 2 | 2 | 0 | 1 | 3 | 0 | 2 | 0 | 0 | |
| | Sarasota | 0 | 0 | 7.94 | 5 | 0 | 0 | 0 | 0 | 5.2 | 8 | 7 | 5 | 0 | 1 | 3 | 0 | 7 | 4 | 1 | |
| 2007 | Huntsville | 0 | 0 | 2.38 | 8 | 0 | 0 | 0 | 2 | 11.1 | 8 | 3 | 3 | 0 | 0 | 4 | 0 | 21 | 0 | 1 | |
| | Nashville | 1 | 1 | 1.69 | 24 | 0 | 0 | 0 | 5 | 32.0 | 17 | 6 | 6 | 2 | 0 | 11 | 0 | 47 | 0 | 0 | |
| | MILWAUKEE | 0 | 2 | 20.25 | 3 | 0 | 0 | 0 | 0 | 2.2 | 4 | 6 | 6 | 1 | 1 | 4 | 0 | 3 | 0 | 0 | |
| | TAMPA BAY | 1 | 0 | 6.14 | 22 | 0 | 0 | 0 | 0 | 22.0 | 26 | 15 | 15 | 1 | 0 | 16 | 0 | 27 | 0 | 0 | |
| 2008 | Durham | 1 | 0 | 0.38 | 15 | 0 | 0 | 0 | 8 | 23.2 | 5 | 1 | 1 | 1 | 1 | 0 | 10 | 0 | 39 | 1 | 1 |
| | TAMPA BAY | 6 | 2 | 1.54 | 51 | 0 | 0 | 0 | 4 | 58.1 | 28 | 10 | 10 | 3 | 0 | 24 | 1 | 82 | 2 | 0 | |
| 2009 | TAMPA BAY | 5 | 4 | 4.81 | 73 | 0 | 0 | 0 | 4 | 67.1 | 59 | 38 | 36 | 6 | 2 | 33 | 0 | 69 | 1 | 0 | |
| 2010 | TAMPA BAY | 2 | 1 | 2.28 | 57 | 0 | 0 | 0 | 0 | 55.1 | 43 | 16 | 14 | 3 | 0 | 17 | 2 | 56 | 4 | 1 | |
| | Charlotte | 0 | 1 | 10.80 | 2 | 2 | 0 | 0 | 0 | 1.2 | 2 | 3 | 2 | 0 | 0 | 3 | 0 | 2 | 0 | 0 | |
| 2011 | OAKLAND | 5 | 2 | 2.47 | 62 | 0 | 0 | 0 | 2 | 62.0 | 44 | 17 | 17 | 8 | 0 | 20 | 1 | 59 | 0 | 0 | |
| | Sacramento | 0 | 0 | 9.00 | 1 | 0 | 0 | 0 | 0 | 1.0 | 2 | 1 | 1 | 0 | 0 | 1 | 0 | 0 | 0 | 0 | |
| 2012 | OAKLAND | 3 | 2 | 2.53 | 75 | 0 | 0 | 0 | 24 | 74.2 | 41 | 21 | 21 | 4 | 1 | 28 | 2 | 72 | 2 | 0 | |
| AL Totals | | 27 | 12 | 3.27 | 395 | 1 | 0 | 0 | 34 | 407.2 | 302 | 152 | 148 | 35 | 5 | 176 | 9 | 439 | 12 | 1 | |
| NL Totals | | 0 | 2 | 20.25 | 3 | 0 | 0 | 0 | 0 | 2.2 | 4 | 6 | 6 | 1 | 1 | 4 | 0 | 3 | 0 | 0 | |
| ML Totals | | 27 | 14 | 3.38 | 398 | 1 | 0 | 0 | 34 | 410.1 | 306 | 158 | 154 | 36 | 6 | 180 | 9 | 442 | 12 | 1 | |

DIVISION SERIES RECORD

| Year | Club/Opp. | W | L | ERA | G | GS | CG | SHO | SV | IP | H | R | ER | HR | HB | BB | IBB | SO | WP | BK |
|---------------|-------------|----------|----------|-------------|----------|----------|----------|----------|----------|------------|----------|----------|----------|----------|----------|----------|----------|----------|----------|----------|
| 2004 | MIN vs. NYY | 0 | 0 | 0.00 | 2 | 0 | 0 | 0 | 0 | 2.2 | 0 | 0 | 0 | 0 | 0 | 0 | 0 | 2 | 0 | 0 |
| 2008 | TB vs. CWS | 0 | 0 | 0.00 | 3 | 0 | 0 | 0 | 0 | 3.1 | 2 | 0 | 0 | 0 | 0 | 1 | 0 | 4 | 0 | 0 |
| 2010 | TB vs. TEX | 0 | 0 | 0.00 | 3 | 0 | 0 | 0 | 0 | 3.2 | 2 | 0 | 0 | 0 | 0 | 0 | 0 | 1 | 0 | 0 |
| Totals | | 0 | 0 | 0.00 | 8 | 0 | 0 | 0 | 0 | 9.2 | 4 | 0 | 0 | 0 | 0 | 1 | 0 | 7 | 0 | 0 |

LEAGUE CHAMPIONSHIP SERIES RECORD

| Year | Club/Opp. | W | L | ERA | G | GS | CG | SHO | SV | IP | H | R | ER | HR | HB | BB | IBB | SO | WP | BK |
|------|------------|---|---|-------|---|----|----|-----|----|-----|---|---|----|----|----|----|-----|----|----|----|
| 2008 | TB vs. BOS | 0 | 0 | 19.29 | 4 | 0 | 0 | 0 | 0 | 2.1 | 5 | 5 | 5 | 2 | 1 | 4 | 0 | 1 | 0 | 0 |

WORLD SERIES RECORD

| Year | Club/Opp. | W | L | ERA | G | GS | CG | SHO | SV | IP | H | R | ER | HR | HB | BB | IBB | SO | WP | BK |
|------|------------|---|---|------|---|----|----|-----|----|-----|---|---|----|----|----|----|-----|----|----|----|
| 2008 | TB vs. PHI | 0 | 0 | 3.00 | 3 | 0 | 0 | 0 | 0 | 3.0 | 4 | 1 | 1 | 0 | 0 | 3 | 3 | 2 | 1 | 0 |

BALFOUR'S CAREER BESTS

Low Hit Complete Game: None


Innings Pitched: 4.0, August 23, 2003 vs. Kansas City

Strikeouts: 5 (twice), last: July 3, 2004 at Arizona

Longest Winning Streak: 5, August 23, 2008 to May 23, 2009

Longest Losing Streak: 3, August 30, 2009 to May 10, 2010

Longest Scoreless Streak: 14.2 (twice), last: June 16 to July 31, 2011

**FIRST BASE****Height/Weight:** 6-0 / 204**Bats/Throws:** Left / Right**Birthdate:** August 16, 1985**End of Season Age:** 27**Birthplace/Resides:** Springfield, Vermont / Corona, California**Major League Service:** 3 years, 148 days**Obtained:** Acquired from the St. Louis Cardinals with pitchers Kiko Calero and Dan Haren for pitcher Mark Mulder, December 18, 2004**Contract Status:** First year of a one-year contract through 2012.**POSTSEASON EXPERIENCE**

Has never appeared in the postseason.

2012 HIGHLIGHTS

Split his season between Oakland and Sacramento...was batting .198 with a home run and four RBI in 37 games when he was optioned to Sacramento June 2...hit .255 with eight home runs and 35 RBI in 74 games with the River Cats...returned to Oakland in September and went 2-for-7 (.286) in nine games...had a .204 average with the A's overall...the batting average was his lowest in six seasons with the A's...has one home run in 113 games with Oakland over the last two years...hit .250 (15-for-60) on the road compared to .151 (8-for-53) in Oakland...had a .197 batting average with the bases empty but hit .263 with runners in scoring position...batted .210 (17-for-81) against right-handed pitching compared to .188 (6-for-32) against left-handers...drew 18 of his 22 walks against righties...was 6-for-10 (.600) with three doubles when putting the first pitch in play...batted .110 (8-for-73) with two strikes...started 33 games at first base and did not commit an error in 43 games overall at first...had 336 total chances, which were second most in Athletics history by a first baseman with no errors...the most is 444 by Dick Siebert with 1938 Philadelphia A's...also went 2-for-5 (.400) with a double and strikeout as a pinch hitter...was 1-for-15 with a walk and nine strikeouts in the pinch entering this season...saw his most action with 22 starts batting seventh in the order and hit .185 in that spot.

OAKLAND: Began the season on the disabled list with a strained right shoulder...went 7-for-19 (.368) with a home run and five RBI on a four-game rehab assignment with Sacramento from April 5 to 8...the home run was a grand slam at Las Vegas April 8 when he drove in a season high four runs...was reinstated from the DL the next day...started 31 of the A's 47 games at first base from April 9 to May 30...hit his first home run of the season April 17 at Los Angeles to snap a career-high 76-game homerless streak...it was his first home run since Oct. 1, 2010 against Seattle...the home run also snapped a 72-game homerless streak as a first baseman, which was second longest in Oakland history...the record is 75 by Mike Hegan from July 6, 1971 to Aug. 16, 1973...was batting .167 with three walks (.242 on-base percentage) over his first 11 games through April 20...then went 14-for-58 (.241) with 11 walks (.371 on-base percentage) over his next 19 contests from April 21 to May 18...had a season-high three hits May 5 at Tampa Bay and drove in a season-high two runs the next day against the Rays...had a season-best four-game hitting streak from May 15 to 18 (5-for-11, .455)...then went 2-for-18 (.111) with five walks (.304 on-base percentage) over his final seven games before he was optioned to Sacramento June 2...returned to Oakland Sept. 10 following the conclusion of the River Cats season and went 2-for-7 (.286) in nine games...started two games at first base and was a late inning defensive replacement six times.

SACRAMENTO: Finished second on the River Cats and sixth in the Pacific Coast League with 66 walks...led the PCL with 64 walks from June 4 (the date he reported following his option) through the end of the season...had the fifth best on-base percentage over that span (.408)...had a .411 on-base percentage overall...batted .276 (21-for-76) against left-handed pitching compared to .246 (45-for-183) with all eight of his home runs and 31 of his 35 RBI against right-handers...had a .411 on-base percentage against both lefties and righties...hit .196 with a .321 slugging percentage at home compared to .299 with a .503 slugging percentage on the road...had a .415 batting average and .547 on-base percentage when leading off an inning...batted .316 with the bases empty compared to .190 with runners on...including .187 with runners in scoring position...appeared in 57 games at first base and one at third base (July 24)...hit .272 as a first baseman compared to .189 in 17 games as a designated hitter...hit in every

spot in the order except first and ninth...batted .194 in 19 games hitting third and .283 in 16 games hitting second...went 4-for-19 (.211) over his first seven games following his June 2 option but walked 12 times over that span...including his first of two four-walk games June 9 at Colorado Springs...his second four-walk game came July 1 against Colorado Springs...went 0-for-4 with four strikeouts the next day against the Sky Sox...then reached base safely in 33 consecutive games from July 5 to Aug. 16, which tied for the fourth longest streak in the Pacific Coast League...batted .264 with a .383 on-base percentage during the streak...delivered a season-high tying three hits July 6 at Fresno...had a season-high 11-game hitting streak from July 24 to Aug. 5...hit .385 (15-for-39) with nine runs scored, three doubles, a triple, two home runs, five RBI and eight walks during the streak...his reaching base streak ended Aug. 17 at New Orleans when he entered the game as a pinch runner and went 0-for-1...was also kept off base two games later...then reached base in each of his final 11 regular season games, going 10-for-34 (.294) with 13 walks (.489 on-base percentage) and 11 runs scored...went 3-for-18 (.167) with a triple, home run, RBI and two walks in five postseason games..

LIFETIME PLAYING RECORD

| Year | Club | AVG. | G | AB | R | H | 2B | 3B | HR | RBI | SH | SF | HP | BB | SO | SB | CS | SLG | OBP | E |
|------------------|--------------|-------------|------------|-------------|------------|------------|-----------|-----------|-----------|------------|-----------|-----------|-----------|------------|------------|-----------|----------|-------------|-------------|-----------|
| 2003 | Johnson City | .294 | 54 | 170 | 29 | 50 | 10 | 0 | 4 | 29 | 0 | 3 | 2 | 37 | 48 | 0 | 3 | .424 | .420 | 4 |
| 2004 | Peoria | .313 | 90 | 313 | 63 | 98 | 23 | 0 | 13 | 77 | 0 | 3 | 8 | 69 | 44 | 4 | 4 | .511 | .445 | 11 |
| 2005 | Stockton | .318 | 79 | 292 | 60 | 93 | 16 | 2 | 8 | 52 | 0 | 4 | 3 | 62 | 49 | 0 | 1 | .469 | .438 | 9 |
| | Midland | .316 | 56 | 212 | 38 | 67 | 20 | 1 | 5 | 37 | 0 | 2 | 0 | 35 | 30 | 1 | 1 | .491 | .410 | 5 |
| 2006 | Sacramento | .259 | 43 | 147 | 25 | 38 | 6 | 4 | 2 | 22 | 0 | 1 | 0 | 32 | 26 | 1 | 0 | .395 | .389 | 7 |
| | Arizona A's | .200 | 2 | 5 | 1 | 1 | 1 | 0 | 0 | 2 | 0 | 0 | 0 | 0 | 0 | 0 | 0 | .400 | .200 | 0 |
| 2007 | Sacramento | .293 | 136 | 516 | 84 | 151 | 38 | 5 | 9 | 70 | 0 | 4 | 6 | 78 | 69 | 3 | 4 | .438 | .389 | 17 |
| | OAKLAND | .347 | 18 | 72 | 16 | 25 | 9 | 0 | 4 | 8 | 0 | 1 | 1 | 10 | 11 | 1 | 0 | .639 | .429 | 0 |
| 2008 | OAKLAND | .226 | 140 | 446 | 59 | 101 | 17 | 5 | 9 | 47 | 6 | 3 | 3 | 65 | 99 | 2 | 1 | .348 | .327 | 13 |
| | Sacramento | .194 | 8 | 31 | 4 | 6 | 0 | 0 | 1 | 3 | 0 | 0 | 0 | 2 | 0 | 0 | 0 | .290 | .242 | 0 |
| 2009 | Sacramento | .261 | 70 | 253 | 48 | 66 | 21 | 1 | 9 | 48 | 2 | 4 | 9 | 45 | 43 | 1 | 0 | .458 | .386 | 4 |
| | OAKLAND | .269 | 54 | 160 | 31 | 43 | 12 | 1 | 3 | 24 | 1 | 3 | 2 | 26 | 25 | 0 | 2 | .413 | .372 | 1 |
| | Arizona A's | .278 | 6 | 18 | 3 | 5 | 1 | 0 | 1 | 3 | 0 | 0 | 0 | 6 | 4 | 0 | 0 | .500 | .458 | 0 |
| | Stockton | .000 | 1 | 4 | 0 | 0 | 0 | 0 | 0 | 0 | 0 | 0 | 0 | 0 | 0 | 0 | 0 | .000 | .000 | 0 |
| 2010 | OAKLAND | .273 | 159 | 556 | 79 | 152 | 33 | 5 | 10 | 57 | 12 | 5 | 3 | 110 | 102 | 7 | 3 | .405 | .393 | 10 |
| 2011 | OAKLAND | .212 | 67 | 236 | 27 | 50 | 13 | 0 | 0 | 21 | 0 | 3 | 2 | 39 | 47 | 2 | 1 | .267 | .325 | 8 |
| | Sacramento | .197 | 17 | 61 | 10 | 12 | 2 | 0 | 0 | 4 | 0 | 0 | 0 | 14 | 16 | 0 | 0 | .230 | .347 | 1 |
| 2012 | OAKLAND | .204 | 46 | 113 | 8 | 23 | 7 | 0 | 1 | 6 | 0 | 0 | 1 | 22 | 32 | 1 | 0 | .292 | .338 | 0 |
| | Sacramento | .255 | 74 | 259 | 49 | 66 | 14 | 3 | 8 | 35 | 0 | 5 | 6 | 66 | 53 | 7 | 1 | .425 | .411 | 6 |
| ML Totals | | .249 | 484 | 1583 | 220 | 394 | 91 | 11 | 27 | 163 | 19 | 15 | 12 | 272 | 316 | 13 | 7 | .371 | .360 | 32 |

BARTON'S CAREER BESTS

Hits: 4 (twice), last: April 12, 2011 at Chicago (AL)

Home Runs: 2, October 1, 2010 at Seattle

Runs Batted In: 6, October 1, 2010 at Seattle

Stolen Bases: 1 (13 times), last: May 21, 2012 vs. Los Angeles (AL)

Hitting Streak: 11 (twice), last: August 17 to 28, 2010

Hitless Streak (At Bats): 20 (twice), last: July 4 to 10, 2010

Grand Slams: 1, October 1, 2010 at Seattle (Luke French).

Pinch-Hit Home Runs: None.

Inside-The-Park Home Runs: None.

Game Ending Home Runs: None.

Lead Off Home Runs: None

LEFT-HANDED PITCHER**Height/Weight:** 6-3 / 200**Bats/Throws:** Left / Left**Birthdate:** November 4, 1982**End of Season Age:** 29**Birthplace/Resides:** Melbourne, Australia / Melbourne, Australia**Major League Service:** 2 year, 26 days**Obtained:** Claimed off waivers from San Francisco, May 15, 2012**Contract Status:** First year of a one-year contract through 2012.**POSTSEASON EXPERIENCE**

Has never appeared in the postseason.

2012 HIGHLIGHTS

Was claimed off waivers from San Francisco May 15 and went 6-4 with a 3.86 ERA in 24 games, 15 starts, with Oakland...posted a 9.00 ERA in four relief appearances with the Giants for a 4.10 ERA overall...was 5-4 with a 4.54 ERA and .252 opponents batting average in his 15 starting assignments compared to 1-0 with a 2.86 ERA and .219 opponents average in 13 relief appearances...each of his eight career appearances entering this season were starts and he is now 6-7 with a 6.00 ERA (76 er in 114.0 ip) and .272 (120-for-441) opponents average in 23 career starts...ranked second in the American League with seven pickoffs...was also charged with three balks, which was second most in the AL...opponents were successful in just 2 of 6 (33.3%) stolen base attempts...allowed a .243 opponents batting average, which included a .241 (28-for-116) mark against left-handed hitters compared to .244 (70-for-287) against right-handers...surrendered eight of his 10 home runs and issued 28 of his 32 walks to righties...yielded seven of his 10 home runs over his first 30 pitches in a game...opponents batted .286 with runners in scoring position...was 3-1 with a 2.82 ERA and .210 opponents batting average in 12 games, five starts, in Oakland...compiled a 3-3 record, a 5.24 ERA and .272 average in 16 games, 10 starts, in all other ballparks...allowed two home runs in 51.0 innings in Oakland compared to eight in 56.2 innings in all other ballparks...was 2-2 with a 3.20 ERA in 15 games before the All-Star Break, 4-2 with a 5.08 ERA in eight games after the break...posted a 4.71 ERA over the first five innings of a game compared to 2.82 from the sixth inning on...was 6-1 with a 3.52 ERA in 18 games at night compared to 0-3 with a 5.25 ERA in 10 outings during the day...stranded all six of his inherited runners with the A's and allowed just 1 of 7 (14.3%) to score overall...first batters faced were 2-for-12 (.167) with a sacrifice hit in his 13 relief appearances...tossed at least one inning in 12 of his relief appearances, including two or more seven times and three or more five times...the A's were 8-7 (.533) in his starting assignments and his teams are 11-12 (.478) in his 23 career starts...tossed six or more innings in six of his 15 starts, allowed two runs or fewer eight times and walked two batters or fewer 12 times.

OAKLAND: Pitched in relief in his first three outings with the A's and did not allow an earned run in 6.0 innings...then made his first Major League start since Sept. 29, 2007 on May 28 at Minnesota, a no decision in a 5-4 A's loss...allowed just one run in 5.0 innings, but Norberto allowed two runs in the sixth inning for the blown save...made seven consecutive starts from May 28 to July 1, his longest stay in the starting rotation...was 2-2 with a 3.19 ERA and .238 opponents batting average over that span...had an eight-game, 47.2-inning, 186-batter homerless streak from May 28 to July 24...lost back-to-back starts June 5 against Texas and June 10 at Arizona...allowed a career-high tying seven hits against the Rangers...then allowed two runs in six innings against San Diego June 15 to pick up his first Major League win since defeating Seattle in his ML debut July 1, 2004...the span of seven years, 350 days between wins is the longest since Vicente Romo went 8 years and 3 days between victories from July 16, 1974 to July 19, 1982...it is the fourth longest streak by a pitcher in the expansion era (since 1961) behind Jim Bouton (8 years, 65 days), Romo and Joe Grzenda (7 years, 362 days)...the win snapped a career-high five-game losing streak dating back to July 7, 2004...tossed a career-high 8.0 innings June 21 against Los Angeles (NL) but had a no decision in the A's 4-1 win...matched his career-high with seven hits July 1 against Texas but allowed just one run in 7.0 innings for his second win...had two pickoffs in the game...did not allow a run over his final 4.0 innings and had a career-high 11.0-inning scoreless streak from July 1 to 18...with the All-Star Break approaching, he pitched in relief July 7

against Seattle, tossing 3.0 scoreless innings...returned to the rotation July 18 and made three consecutive starts through July 29 (1-1, 4.67 ERA)...struck out a career-high eight batters in 7.0 innings July 24 at Toronto...allowed just one run and picked up the win to extend his winning streak to a career-high three games...bounced between the bullpen and the starting rotation the final two months of the season, going 3-1 with a 5.29 ERA and .252 opponents batting average in five relief appearances and five starts...pitched just seven times over a 54-day stretch from July 30 to Sept. 21...including Aug. 20 against Minnesota when he tossed 5.2 innings of relief...that was the longest outing by an A's reliever since Lenny DiNardo tossed 6.0 innings Aug. 2, 2008 against Boston...finished the season in the starting rotation after the injury to Anderson...allowed nine runs (eight earned) in 3.0 innings over his first two starts Sept. 22 at New York and Sept. 27 at Texas...then allowed just one run in 6.0 innings to defeat the Rangers in Oakland Oct. 2.

SAN FRANCISCO: Began the season at Triple-A Fresno in the San Francisco organization and was 3-0 with a save, a 0.39 ERA and .163 opponents batting average in four games, three starts, before he was selected by San Francisco May 1...walked just three batters in 23.1 innings with the Grizzlies...opponents were 1 for 27 (.037) with runners on base, including 0 for 11 with runners in scoring position...posted a 9.00 ERA and .333 opponents batting average in four relief appearances with San Francisco...his first outing May 2 against Miami (2.0 ip, 1 h, 1 bb) was his first ML appearance since a start Sept. 29, 2007 at Los Angeles (NL)...was designated for assignment May 13..

LIFETIME PITCHING RECORD

| Year | Club | W | L | ERA | G | GS | CG | SHO | SV | IP | H | R | ER | HR | HB | BB | IBB | SO | WP | BK |
|------------------|-----------------|----------|----------|-------------|-----------|-----------|----------|----------|----------|---------------------------|------------|-----------|-----------|-----------|----------|-----------|----------|-----------|----------|----------|
| 2001 | Everett | 6 | 1 | 3.52 | 14 | 14 | 0 | 0 | 0 | 78.2 | 60 | 34 | 29 | 7 | 1 | 29 | 0 | 90 | 3 | 0 |
| 2002 | San Bernardino | 5 | 9 | 3.49 | 21 | 20 | 1 | 0 | 0 | 121.1 | 102 | 52 | 47 | 11 | 7 | 44 | 0 | 152 | 11 | 2 |
| 2003 | San Antonio | 17 | 3 | 2.61 | 27 | 27 | 0 | 0 | 0 | 162.1 | 125 | 55 | 47 | 11 | 6 | 62 | 0 | 144 | 9 | 2 |
| 2004 | Tacoma | 8 | 6 | 3.83 | 19 | 18 | 2 | 2 | 0 | 110.1 | 100 | 49 | 47 | 14 | 3 | 47 | 0 | 80 | 9 | 3 |
| | SEATTLE | 1 | 3 | 10.04 | 6 | 6 | 0 | 0 | 0 | 26.0 | 35 | 31 | 29 | 9 | 1 | 22 | 0 | 16 | 3 | 1 |
| 2005 | | | | | | | | | | (Injured — Did Not Pitch) | | | | | | | | | | |
| 2006 | San Antonio | 8 | 11 | 4.06 | 25 | 25 | 0 | 0 | 0 | 144.0 | 139 | 77 | 65 | 18 | 15 | 45 | 2 | 100 | 11 | 1 |
| | Tacoma | 1 | 1 | 4.09 | 2 | 2 | 0 | 0 | 0 | 11.0 | 10 | 5 | 5 | 2 | 0 | 5 | 0 | 5 | 0 | 0 |
| 2007 | Fresno | 10 | 8 | 4.66 | 28 | 28 | 0 | 0 | 0 | 162.1 | 156 | 87 | 84 | 21 | 7 | 68 | 0 | 121 | 14 | 1 |
| | SAN FRANCISCO | 0 | 0 | 7.27 | 2 | 2 | 0 | 0 | 0 | 8.2 | 10 | 7 | 7 | 2 | 0 | 5 | 0 | 5 | 0 | 1 |
| 2008 | Lehigh Valley | 5 | 10 | 5.41 | 28 | 21 | 0 | 0 | 0 | 123.0 | 132 | 75 | 74 | 15 | 6 | 59 | 1 | 87 | 11 | 0 |
| 2009 | Reno | 4 | 7 | 4.85 | 38 | 12 | 0 | 0 | 0 | 111.1 | 133 | 65 | 60 | 11 | 7 | 38 | 1 | 101 | 7 | 1 |
| 2010 | Buffalo | 0 | 0 | 8.53 | 4 | 0 | 0 | 0 | 0 | 6.1 | 6 | 6 | 6 | 2 | 0 | 7 | 0 | 4 | 2 | 0 |
| | Chihuahua (Mex) | 0 | 1 | 15.88 | 2 | 1 | 0 | 0 | 0 | 5.2 | 10 | 10 | 10 | 0 | 0 | 5 | 0 | 4 | 4 | 0 |
| | Sacramento | 2 | 1 | 2.52 | 15 | 4 | 0 | 0 | 0 | 35.2 | 31 | 10 | 10 | 2 | 2 | 22 | 1 | 35 | 1 | 1 |
| | Stockton | 0 | 0 | 1.80 | 2 | 2 | 0 | 0 | 0 | 5.0 | 3 | 1 | 1 | 0 | 0 | 0 | 0 | 2 | 2 | 0 |
| 2011 | Kia (Korea) | 7 | 5 | 3.48 | 25 | 22 | 1 | 1 | 0 | 126.2 | 120 | 59 | 49 | 13 | 3 | 62 | 0 | 115 | 12 | 3 |
| 2012 | Fresno | 3 | 0 | 0.39 | 4 | 3 | 0 | 0 | 1 | 23.1 | 13 | 1 | 1 | 1 | 0 | 3 | 0 | 19 | 1 | 0 |
| | SAN FRANCISCO | 0 | 0 | 9.00 | 4 | 0 | 0 | 0 | 0 | 5.0 | 7 | 6 | 5 | 0 | 0 | 2 | 0 | 2 | 1 | 0 |
| | OAKLAND | 6 | 4 | 3.86 | 24 | 15 | 0 | 0 | 0 | 102.2 | 91 | 47 | 44 | 10 | 3 | 30 | 1 | 69 | 6 | 3 |
| AL Totals | | 7 | 7 | 5.11 | 30 | 21 | 0 | 0 | 0 | 128.2 | 126 | 78 | 73 | 19 | 4 | 52 | 1 | 85 | 9 | 4 |
| NL Totals | | 0 | 0 | 7.90 | 6 | 2 | 0 | 0 | 0 | 13.2 | 17 | 13 | 12 | 2 | 0 | 7 | 0 | 7 | 0 | 1 |
| ML Totals | | 7 | 7 | 5.37 | 36 | 23 | 0 | 0 | 0 | 142.1 | 143 | 91 | 85 | 21 | 4 | 59 | 1 | 92 | 9 | 5 |

BLACKLEY'S CAREER BESTS

Low Hit Complete Game: None

Innings Pitched: 8.0, June 21, 2012 vs. Los Angeles (NL). As reliever: 5.2, August 20, 2012 vs. Minnesota

Strikeouts: 8, July 24, 2012 at Toronto. As reliever: 3 (twice), last: July 7, 2012 vs. Seattle

Longest Winning Streak: 3, June 15 to July 24, 2012

Longest Losing Streak: 5, July 7, 2004 to June 10, 2012

Longest Scoreless Streak: 11.0, July 1 to 18, 2012

BLACKLEY'S 2012 STARTS

| Date | Opponent | Score | Dec | ERA* | IP | H | R | ER | BB | SO | HR | #PIT |
|----------|------------------|-----------|-----|------|-----|---|---|----|----|----|----|------|
| May 28 | at Minnesota | 4-5 | -- | 3.38 | 5.0 | 3 | 1 | 1 | 1 | 3 | 1 | 72 |
| June 5 | Texas | 3-6 | L | 4.79 | 4.2 | 7 | 5 | 5 | 2 | 5 | 0 | 93 |
| June 10 | at Arizona | 3-4 | L | 4.97 | 4.2 | 6 | 4 | 3 | 3 | 2 | 0 | 91 |
| June 15 | San Diego | 10-2 | W | 4.60 | 6.0 | 5 | 2 | 2 | 2 | 3 | 0 | 104 |
| June 21 | Los Angeles (NL) | 4-1 | -- | 3.89 | 8.0 | 3 | 1 | 1 | 0 | 6 | 0 | 87 |
| June 26 | at Seattle | 2-3 | -- | 3.69 | 7.0 | 5 | 2 | 2 | 1 | 3 | 0 | 88 |
| July 1 | at Texas | 3-1 | W | 3.38 | 7.0 | 7 | 1 | 1 | 0 | 3 | 0 | 93 |
| July 18 | Texas | 4-3 | -- | 3.36 | 5.1 | 6 | 3 | 3 | 1 | 4 | 0 | 89 |
| July 24 | at Toronto | 7-2 | W | 3.15 | 7.0 | 5 | 1 | 1 | 1 | 8 | 1 | 97 |
| July 29 | at Baltimore | 1-6 | L | 3.54 | 5.0 | 6 | 5 | 5 | 4 | 1 | 1 | 93 |
| Aug. 11 | at Chicago (AL) | 9-7 | -- | 3.98 | 5.0 | 6 | 5 | 5 | 1 | 6 | 1 | 83 |
| Aug. 29 | at Cleveland | 8-4 | W | 3.79 | 5.2 | 3 | 2 | 2 | 2 | 5 | 1 | 92 |
| Sept. 22 | at New York (AL) | 9-10 (14) | -- | 3.84 | 2.0 | 5 | 4 | 3 | 3 | 1 | 1 | 59 |
| Sept. 27 | at Texas | 7-9 | L | 4.25 | 1.0 | 5 | 5 | 5 | 0 | 0 | 2 | 26 |
| Oct. 2 | Texas | 3-1 | W | 4.10 | 6.0 | 3 | 1 | 1 | 2 | 5 | 0 | 83 |

*indicates overall ERA with San Francisco and Oakland

JERRY BLEVINS

13

LEFT-HANDED PITCHER

Height/Weight: 6-6 / 175

Bats/Throws: Left / Left

Birthdate: September 6, 1983

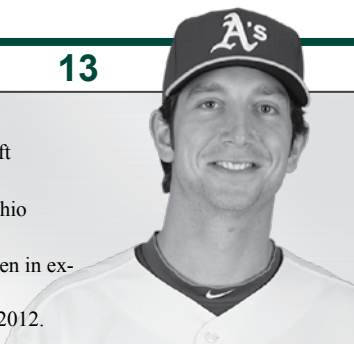
End of Season Age: 29

Birthplace/Resides: Johnson City, Tennessee / Swanton, Ohio

Major League Service: 3 years, 81 days

Obtained: Acquired from the Chicago Cubs with Rob Bowen in exchange for Jason Kendall and cash, July 16, 2007

Contract Status: First year of a one-year contract through 2012.



POSTSEASON EXPERIENCE

Has never appeared in the postseason.

2012 HIGHLIGHTS

Completed his sixth season in an Oakland uniform, but it was just his second full season (2010)...was 5-1 with a save, a 2.48 ERA and a .201 opponents batting average in 63 relief appearances...the ERA and opponents batting average were the lowest marks of his career...had career-highs in wins, innings pitched (65.1) and strikeouts (54) and matched his best in games pitched...also issued his most walks (25), hit his most batters (5), had the first two wild pitches of his career and matched his highs in runs (20) and home runs (7)...his .201 opponents batting average broke down to .182 (20-for-110) against left-handed hitters compared to .219 (25-for-114) against right-handers...issued 18 of his 25 walks to righties...held lefties to a .248 on-base percentage...opponents hit .160 with runners on base...had a .182 opponents batting average over his first 15 pitches in a game, .246 after that...allowed 12 of 45 (26.7%) inherited runners to score...first batters faced were 14-for-56 (.250) with four walks...allowed six first batter home runs, which was second most in the American League and the most by an Oakland reliever since at least 1974...had the fourth highest first batter slugging percentage in the AL (.607)...13 of the 21 home runs he has allowed in his career have been to the first batter he faced in a game, which is the most by an Athletic since 1974...surrendered six of his seven home runs in Oakland...compiled a 5.06 ERA in 12 appearances on no days rest compared to a 1.98 ERA in his other 51 outings...had a 1.87 ERA against the AL compared to 7.04 in six interleague appearances...now has a 6.00 ERA (8 er in 12.0 ip) in 14 career interleague appearances...posted a 2.03 ERA at night compared to 3.43 during the day...has a 2.80 ERA (42 er in 135.0 ip) in 136 career appearances at night compared to 4.38 (35 er in 72.0 ip) in 78 games during the day.

OAKLAND: Allowed his first run of the season in his second outing April 7 against Seattle...that snapped a career-high 10.1-inning scoreless streak dating back to last year...posted a 1.65 ERA and .208 opponents batting average over his first 14 games through May 15...had allowed 5-of-11 (45.5%) inherited runners to score through May 18...then allowed just 1-of-9 inherited runners to score over an 18-game stretch from May 22 to July 4...matched his career-high by tossing 2.2 innings May 25 against New York and July 30 against Tampa Bay...logged a 1.98 ERA in 10 games in May...tossed 2.0 scoreless innings for his first win of the season June 13 at Colorado...won each of his first four decisions through July 27 at Baltimore, the longest winning streak of his career...went 3-0 with a 1.23 ERA and .137 opponents batting average over a 14-game stretch from June 26 to Aug. 3...including a 1.42 ERA in 11 appearances in July...was charged with his only loss of the season Aug. 4 against Toronto when he allowed two runs on four hits in 2.0 innings in a 3-1, 11-inning loss...struck out a season-high tying three batters in the game (fifth time)...did not retire a batter Aug. 18 against Cleveland (2 h, 1 r, 1 er, 1 hr)...then allowed just three runs over his final 17 outings for a 1.76 ERA...held the opposition to a .125 batting average...made the 200th appearance of his career Aug. 29 at Cleveland...posted a 5.00 ERA in 11 outings in August but allowed just 2-of-12 (16.7%) inherited runners to score...recorded his only save of the season Sept. 11 at Los Angeles (AL)...entered the game in the bottom of the ninth inning with the A's leading 6-5 and runners on first and third with no outs...struck out Morales and got Kendrick to ground into a game-ending double play...it was his second career save.

LIFETIME PITCHING RECORD

| Year | Club | W | L | ERA | G | GS | CG | SHO | SV | IP | H | R | ER | HR | HB | BB | IBB | SO | WP | BK |
|------------------|------------|----------|----------|-------------|------------|----------|----------|----------|----------|--------------|------------|-----------|-----------|-----------|-----------|-----------|-----------|------------|----------|----------|
| 2004 | Boise | 6 | 1 | 1.62 | 23 | 0 | 0 | 0 | 5 | 33.1 | 17 | 7 | 6 | 1 | 3 | 21 | 1 | 42 | 2 | 0 |
| 2005 | Peoria | 3 | 7 | 5.54 | 48 | 2 | 0 | 0 | 14 | 76.1 | 75 | 51 | 47 | 6 | 5 | 38 | 0 | 96 | 5 | 0 |
| 2006 | Daytona | 0 | 1 | 9.00 | 8 | 0 | 0 | 0 | 1 | 11.0 | 18 | 12 | 11 | 0 | 1 | 4 | 0 | 9 | 0 | 1 |
| | Boise | 1 | 2 | 6.04 | 16 | 0 | 0 | 0 | 0 | 22.1 | 27 | 22 | 15 | 3 | 3 | 8 | 0 | 19 | 1 | 0 |
| 2007 | West Tenn | 0 | 0 | 1.42 | 5 | 0 | 0 | 0 | 1 | 6.1 | 5 | 1 | 1 | 0 | 1 | 1 | 0 | 8 | 0 | 0 |
| | Daytona | 1 | 0 | 0.38 | 15 | 0 | 0 | 0 | 6 | 23.2 | 13 | 1 | 1 | 0 | 1 | 5 | 2 | 32 | 0 | 0 |
| | Tennessee | 2 | 2 | 1.53 | 23 | 0 | 0 | 0 | 3 | 29.1 | 23 | 5 | 5 | 1 | 1 | 8 | 1 | 37 | 1 | 0 |
| | Midland | 1 | 3 | 3.32 | 17 | 0 | 0 | 0 | 1 | 21.2 | 18 | 10 | 8 | 2 | 0 | 5 | 1 | 29 | 2 | 0 |
| | Sacramento | 1 | 0 | 0.00 | 1 | 0 | 0 | 0 | 0 | 2.2 | 1 | 0 | 0 | 0 | 0 | 0 | 0 | 4 | 0 | 0 |
| 2008 | OAKLAND | 0 | 1 | 9.64 | 6 | 0 | 0 | 0 | 0 | 4.2 | 8 | 6 | 5 | 1 | 0 | 2 | 0 | 3 | 0 | 0 |
| 2008 | Sacramento | 2 | 2 | 2.78 | 28 | 0 | 0 | 0 | 10 | 32.1 | 31 | 16 | 10 | 3 | 2 | 6 | 1 | 36 | 2 | 0 |
| | OAKLAND | 1 | 3 | 3.11 | 36 | 0 | 0 | 0 | 0 | 37.2 | 32 | 14 | 13 | 2 | 3 | 13 | 2 | 35 | 0 | 0 |
| 2009 | Sacramento | 5 | 3 | 3.84 | 45 | 0 | 0 | 0 | 2 | 63.1 | 65 | 28 | 27 | 5 | 4 | 18 | 4 | 62 | 3 | 0 |
| | OAKLAND | 0 | 0 | 4.84 | 20 | 0 | 0 | 0 | 0 | 22.1 | 19 | 12 | 12 | 2 | 0 | 6 | 1 | 23 | 0 | 0 |
| 2010 | OAKLAND | 2 | 1 | 3.70 | 63 | 0 | 0 | 0 | 1 | 48.2 | 54 | 20 | 20 | 7 | 1 | 18 | 1 | 46 | 0 | 0 |
| 2011 | OAKLAND | 0 | 0 | 2.86 | 26 | 0 | 0 | 0 | 0 | 28.1 | 24 | 14 | 9 | 2 | 1 | 14 | 1 | 26 | 0 | 0 |
| | Sacramento | 2 | 0 | 4.85 | 27 | 0 | 0 | 0 | 0 | 29.2 | 25 | 16 | 16 | 3 | 1 | 7 | 0 | 35 | 1 | 0 |
| 2012 | OAKLAND | 5 | 1 | 2.48 | 63 | 0 | 0 | 0 | 1 | 65.1 | 45 | 20 | 18 | 7 | 5 | 25 | 5 | 54 | 2 | 0 |
| ML Totals | | 8 | 6 | 3.35 | 214 | 0 | 0 | 0 | 2 | 207.0 | 182 | 86 | 77 | 21 | 10 | 78 | 10 | 187 | 2 | 0 |

BLEVINS' CAREER HIGHS

Low Hit Complete Game: None

Innings Pitched: 2.2 (three times), last: July 30, 2012 vs. Tampa Bay

Strikeouts: 4 (twice), last: May 26, 2010 at Baltimore

Longest Winning Streak: 4, June 13 to July 27, 2012

Longest Losing Streak: 2 (twice), last: August 7 to 22, 2008

Longest Scoreless Streak: 11.1, August 27, 2011 to April 7, 2012



LEFT-HANDED PITCHER

Height/Weight: 6-1 / 185

Bats/Throws: Left / Left

Birthdate: August 13, 1983

End of Season Age: 29

Birthplace/Resides: Phoenix, Arizona / Stockton, California

Major League Service: 5 years, 39 days

Obtained: Selected in the 24th round of the 2004 First-Year Player Draft

Contract Status: First year of a one-year contract through 2012.

POSTSEASON EXPERIENCE

Has never appeared in the postseason.

2012 HIGHLIGHTS

Missed the entire season as he continued his rehab from May 17, 2011 surgery to repair a torn capsule in his left shoulder...was placed on the 15-day disabled list March 28 and was transferred to the 60-day DL April 22...had another surgery Aug. 21 to repair the rotator cuff in his left shoulder...the surgery was performed by Dr. David Altchek, who also did his shoulder capsule surgery..

LIFETIME PITCHING RECORD

| Year | Club | W | L | ERA | G | GS | CG | SHO | SV | IP | H | R | ER | HR | HB | BB | IBB | SO | WP | BK |
|------------------|-------------|---------------------------|-----------|-------------|-----------|-----------|----------|----------|----------|--------------|------------|------------|------------|-----------|-----------|------------|----------|------------|----------|----------|
| 2004 | Vancouver | 2 | 0 | 2.76 | 7 | 0 | 0 | 0 | 2 | 16.1 | 15 | 7 | 5 | 1 | 0 | 3 | 0 | 30 | 0 | 0 |
| | Kane County | 2 | 1 | 4.70 | 5 | 5 | 0 | 0 | 0 | 23.0 | 22 | 13 | 12 | 2 | 0 | 6 | 1 | 33 | 1 | 1 |
| 2005 | Stockton | 6 | 0 | 2.68 | 7 | 7 | 1 | 0 | 0 | 43.2 | 31 | 14 | 13 | 4 | 3 | 11 | 0 | 64 | 4 | 2 |
| | Midland | 9 | 5 | 3.90 | 16 | 16 | 0 | 0 | 0 | 97.0 | 104 | 43 | 42 | 5 | 1 | 32 | 1 | 71 | 8 | 3 |
| 2006 | Arizona A's | 2 | 0 | 0.86 | 6 | 6 | 0 | 0 | 0 | 21.0 | 12 | 2 | 2 | 0 | 0 | 3 | 0 | 36 | 1 | 0 |
| | Stockton | 2 | 0 | 6.23 | 3 | 3 | 0 | 0 | 0 | 13.0 | 12 | 9 | 9 | 3 | 2 | 5 | 0 | 17 | 0 | 0 |
| 2007 | Midland | 0 | 0 | 16.20 | 1 | 1 | 0 | 0 | 0 | 3.1 | 9 | 6 | 6 | 1 | 0 | 0 | 0 | 2 | 0 | 0 |
| | Midland | 1 | 0 | 2.25 | 2 | 2 | 0 | 0 | 0 | 12.0 | 5 | 3 | 3 | 2 | 0 | 3 | 0 | 13 | 0 | 0 |
| 2008 | Sacramento | 2 | 3 | 2.95 | 11 | 11 | 2 | 1 | 0 | 64.0 | 51 | 22 | 21 | 4 | 2 | 18 | 1 | 74 | 2 | 2 |
| | OAKLAND | 1 | 8 | 6.72 | 20 | 14 | 0 | 0 | 0 | 72.1 | 91 | 59 | 54 | 9 | 2 | 26 | 1 | 55 | 6 | 1 |
| 2009 | Sacramento | 3 | 1 | 2.36 | 11 | 9 | 1 | 0 | 0 | 53.1 | 49 | 19 | 14 | 7 | 0 | 11 | 0 | 54 | 1 | 0 |
| | OAKLAND | 5 | 4 | 4.14 | 19 | 10 | 0 | 0 | 0 | 71.2 | 77 | 36 | 33 | 8 | 2 | 25 | 2 | 41 | 0 | 1 |
| 2009 | OAKLAND | 8 | 9 | 3.89 | 22 | 22 | 0 | 0 | 0 | 136.2 | 144 | 63 | 59 | 9 | 2 | 42 | 2 | 81 | 1 | 0 |
| 2010 | OAKLAND | 11 | 14 | 3.50 | 30 | 30 | 5 | 2 | 0 | 192.2 | 180 | 83 | 75 | 17 | 5 | 43 | 0 | 113 | 2 | 1 |
| | Stockton | 0 | 0 | 6.75 | 1 | 1 | 0 | 0 | 0 | 4.0 | 7 | 3 | 3 | 2 | 0 | 1 | 0 | 4 | 0 | 0 |
| 2011 | OAKLAND | 1 | 1 | 3.00 | 3 | 3 | 0 | 0 | 0 | 18.0 | 18 | 7 | 6 | 2 | 0 | 5 | 0 | 15 | 0 | 0 |
| 2012 | OAKLAND | (Injured — Did not pitch) | | | | | | | | | | | | | | | | | | |
| ML Totals | | 26 | 36 | 4.16 | 94 | 79 | 5 | 2 | 0 | 491.1 | 510 | 248 | 227 | 45 | 11 | 141 | 5 | 305 | 9 | 3 |

BRADEN'S CAREER BESTS

Low Hit Complete Game: 0, May 9, 2010 vs. Tampa Bay

Innings Pitched: 9.0 (four times), last: August 28, 2010 at Texas. As reliever: 3.0, September 16, 2007 vs. Texas

Strikeouts: 10, April 6, 2010 vs. Seattle. As reliever: 3 (twice), last: May 1, 2008 at Los Angeles (AL)

Longest Winning Streak: 4, July 31, 2009 to April 22, 2010

Longest Losing Streak: 8, April 29 to September 23, 2007

Longest Scoreless Streak: 16.0, May 3 to 14, 2010



RIGHT-HANDED PITCHER

Height/Weight: 5-11 / 233

Bats/Throws: Right / Right

Birthdate: July 23, 1986

End of Season Age: 26

Birthplace/Resides: New London, Connecticut / Norwich, Connecticut

Major League Service: 1 year, 11 days

Obtained: Selected in the 5th round of the 2007 First-Year Player Draft

Contract Status: First year of a one-year contract through 2012.

POSTSEASON EXPERIENCE

Has never appeared in the postseason.

2012 HIGHLIGHTS

Was on the A's Opening Day roster and went 1-1 with a 4.66 ERA in 11 relief appearances over three stints before undergoing "Tommy John" surgery on his right elbow June 19...did not allow a home run in 9.2 innings, but issued 10 walks while striking out eight...allowed a .242 opponents batting average, including .227 (5 for 22) by right-handed hitters and .273 (3 for 11) against left-handed hitters...opponents hit .167 with the bases empty compared to .286 with runners on base...did not allow a run in four outings on one day of rest or fewer (2.2 ip); had a 6.43 ERA (5 er in 7.0 ip) in his other seven appearances...allowed each of his two inherited runners to score...first batters faced were 3-for-10 (.300) with a walk...was charged with his first career loss on Opening Day in Tokyo March 28 against Seattle...entered the game in the 11th inning with the score tied at 1-1 and allowed a RBI single to Ackley in a game the A's would lose 3-1...tossed a career-high tying 2.0 scoreless innings against the Mariners April 6...picked up his first Major League win April 11 against Kansas City when he recorded the final out of the A's 5-4, 12-inning win...had a 6.23 ERA in five relief appearances when he was optioned to Sacramento April 17...was recalled May 11 and allowed two runs in 2.0 innings over two outings before he was sent back to Sacramento May 16...joined the A's for a third time May 27 and did not allow a run in four games (3.1 ip, 2 h, 2 bb, 4 so) before he was placed on the 15-day disabled list June 6 with a sprained ulnar collateral ligament in his right elbow...was transferred to the 60-day DL June 9...had reconstructive surgery to the ulnar collateral ligament in his right elbow June 19...the surgery was performed in New York City by Dr. David Altchek, medical director of the New York Mets...spent the balance of the season at Triple-A Sacramento where he was 2-0 with a save and a 2.70 ERA in nine relief appearances...walked just one while striking out 21 in 13.1 innings (14.18 strikeouts per nine innings)...did not allow a home run...held the opposition to a .184 batting average, including .167 (4-for-24) against left-handed hitters compared to .200 (5-for-25) against right-handers...opponents were 0-for-12 with no walks when leading off an inning...allowed a .139 batting average with the bases empty compared to .308 with runners on...including .429 with runners in scoring position.

LIFETIME PITCHING RECORD

| Year | Club | W | L | ERA | G | GS | CG | SHO | SV | IP | H | R | ER | HR | HB | BB | IBB | SO | WP | BK |
|----------------------------|-------------|-----------|----------|-------------|------------|----------|----------|----------|-----------|--------------|------------|-----------|-----------|----------|-----------|------------|----------|------------|-----------|----------|
| 2007 | Kane County | 1 | 1 | 2.03 | 12 | 0 | 0 | 0 | 4 | 13.1 | 6 | 7 | 3 | 0 | 0 | 11 | 1 | 19 | 4 | 0 |
| 2008 | Stockton | 1 | 1 | 0.90 | 9 | 0 | 0 | 0 | 4 | 10.0 | 5 | 1 | 1 | 0 | 1 | 5 | 0 | 17 | 1 | 0 |
| | Midland | 3 | 3 | 2.22 | 46 | 0 | 0 | 0 | 24 | 52.2 | 36 | 15 | 13 | 4 | 3 | 39 | 1 | 67 | 4 | 0 |
| 2009 | Stockton | 0 | 0 | 4.50 | 2 | 0 | 0 | 0 | 0 | 2.0 | 1 | 1 | 1 | 0 | 0 | 3 | 0 | 2 | 0 | 0 |
| 2010 | Stockton | 3 | 3 | 6.27 | 30 | 0 | 0 | 0 | 0 | 33.0 | 28 | 31 | 23 | 2 | 5 | 34 | 0 | 44 | 7 | 0 |
| 2011 | Sacramento | 0 | 0 | 2.16 | 13 | 0 | 0 | 0 | 0 | 16.2 | 11 | 5 | 4 | 1 | 1 | 7 | 0 | 19 | 0 | 0 |
| | Stockton | 1 | 0 | 0.00 | 9 | 0 | 0 | 0 | 5 | 11.0 | 4 | 1 | 0 | 0 | 1 | 2 | 0 | 12 | 1 | 0 |
| | Midland | 0 | 0 | 3.18 | 11 | 0 | 0 | 0 | 3 | 11.1 | 10 | 4 | 4 | 1 | 1 | 3 | 0 | 15 | 0 | 0 |
| | OAKLAND | 0 | 0 | 4.26 | 6 | 0 | 0 | 0 | 0 | 6.1 | 8 | 4 | 3 | 1 | 0 | 2 | 0 | 5 | 1 | 0 |
| 2012 | OAKLAND | 1 | 1 | 4.66 | 11 | 0 | 0 | 0 | 0 | 9.2 | 8 | 5 | 5 | 0 | 0 | 10 | 0 | 8 | 1 | 0 |
| | Sacramento | 2 | 0 | 2.70 | 9 | 0 | 0 | 0 | 1 | 13.1 | 9 | 4 | 4 | 0 | 0 | 1 | 0 | 21 | 0 | 0 |
| ML Totals | | 1 | 1 | 4.50 | 17 | 0 | 0 | 0 | 0 | 16.0 | 16 | 9 | 8 | 1 | 0 | 12 | 0 | 13 | 2 | 0 |
| Minor League Totals | | 11 | 8 | 2.92 | 141 | 0 | 0 | 0 | 41 | 163.1 | 110 | 69 | 53 | 8 | 12 | 105 | 2 | 216 | 17 | 0 |

Low Hit Complete Game: None
Innings Pitched: 2.0 (twice), last: April 6, 2012 vs. Seattle
Strikeouts: 3, September 6, 2011 vs. Kansas City
Longest Winning Streak: 1, April 11, 2012 to present
Longest Losing Streak: 1, March 28, 2012
Longest Scoreless Streak: 4.1, May 15, 2012 to present

CHRIS CARTER

22



INFIELDER

Height/Weight: 6-4 / 244

Bats/Throws: Right / Right

Birthdate: December 18, 1986

End of Season Age: 25

Birthplace/Resides: Redwood City, California / Las Vegas, Nevada

Major League Service: 159 days

Obtained: Acquired from the Arizona Diamondbacks with pitchers Brett Anderson, Dana Eveland and Greg Smith and outfielders Aaron Cunningham and Carlos Gonzalez for pitchers Dan Haren and Connor Robertson, December 14, 2007

Contract Status: First year of a one-year contract through 2012.

POSTSEASON EXPERIENCE

Has never appeared in the postseason.

2012 HIGHLIGHTS

Joined the A's at the end of June and batted .239 with 16 home runs and 39 RBI in 67 games in his third season with Oakland...hit .167 with three home runs and seven RBI in 39 games over his first two seasons...his 16 home runs tied for fourth most in Major League history by a player with fewer than 70 games played...they were second most by an Athletic to Jose Canseco, who hit 17 home runs in 65 games in 1989...added 12 doubles and more than half of his hits were for extra bases (28 of 52, 53.8%)...drew 39 walks, which ranked third among American League rookies...also ranked third among AL rookies in home runs and fifth in RBI, runs scored (38) and extra base hits (28)...38 of his walks came after the All-Star Break, which ranked ninth in the AL...was 10th in the AL in post-break strikeouts (78)...hit .237 (32-for-135) against right-handed pitching compared to .241 (20-for-83) against left-handers...had 24 of his 39 walks against lefties for a .404 on-base percentage...had a .311 mark against right-handers...hit 11 of his 16 home runs on the road...has 13 of his 19 career home runs in away games...batted .269 at night compared to .178 during the day...now has a .176 (21-for-119) career average during the day...started 51 games at first base, which tied for the team-lead and also made eight starts at designated hitter...committed six errors in 55 games overall at first, which tied for sixth most among AL first baseman...hit .300 (9-for-30) with two doubles, three home runs and six RBI as the DH...was 1-for-4 (.250) with a home run, four RBI and two walks as a pinch hitter...tied for sixth among AL pinch hitters in RBI...made a team-leading 43 starts batting fifth.

MOST HOME RUNS, MAJOR LEAGUE HISTORY, FEWER THAN 70 GAMES

- 19 Adam Dunn, CIN 2001 (66)
- 18 Troy Glaus, ANA 2004 (58)
- 17 Jose Canseco, OAK 1989 (65)
- 16 Chris Carter, OAK 2012 (67)**
- 16 Karim Garcia, NYY/CLE 2002 (53)
- 16 Russell Branyan, CLE 2000 (62)
- 16 Gary Sheffield, FLA 1995 (63)
- 16 Dick Stuart, PIT 1958 (67)

Number in parentheses is games played

OAKLAND: Was recalled from Sacramento June 29 and homered in each of his first two games and three of his first four...including July 6 against Seattle when he hit the pinch-hit game-ending three-run home run in the 11th inning...became the first rookie in Athletics history with a pinch-hit "walk-off" home run...was the 10th player in Oakland history with a pinch-hit game-ending home run...was the first Athletic with a pinch-hit "walk-off" home run in extra innings since Paul Lehner on April 22, 1950 against Boston...the three RBI were a career-high...also had three RBI games July 14 at Minnesota and July 25 at Toronto...homered in back-to-back games a second time July 14 and 15 at Minnesota, giving

him a .346 batting average, 10 runs, five home runs and nine RBI in his first nine games...then hit .193 with 15 walks (.361 on-base percentage) over his next 18 games from July 17 to Aug. 6...had a career-high tying six-game hitting streak from July 27 to Aug. 1...went 7-for-22 (.318) with two home runs, five RBI and five walks during the streak...the home runs came in back-to-back games July 27 and 28, giving him eight home runs and 16 RBI in his first 18 games...would homer just eight times over his final 49 games...committed two errors July 29 at Baltimore and had five errors over his first 23 games at first base through Aug. 8...made just one over his final 32 games at first...had his first career three-hit game Aug. 11 at Chicago (AL)...matched that Aug. 28 at Cleveland...drove in a run in six consecutive games from Aug. 25 to Sept. 1 (eight RBI total)...homered four times over an eight-game span from Aug. 25 to Sept. 3...went 9-for-60 (.150) with 31 strikeouts in 18 games in September...struck out a career-high four times Sept. 8 at Seattle...fanned at least once in each of his last 18 games, which is one short of the Oakland record for consecutive games with a strikeout by a non-pitcher (19, Jack Cust: June 24-July 12, 2008 and July 18-Aug. 14, 2008).

SACRAMENTO: Batted .279 with 12 home runs and 53 RBI in 72 games with Sacramento before his promotion to Oakland...hit .296 (58-for-196) with 10 of his 12 home runs against right-handed pitching compared to .238 (19-for-80) against left-handers...was batting .315 over his first 27 games through the first game of a doubleheader May 5...then went 20-for-105 (.190) over his next 28 games through June 7...hit .365 over his final 17 games...hit nine of his 12 home runs on the road...eight came with runners on base and eight came in the first three innings of a game...batted .362 during the day; .257 at night...had .303 average with runners in scoring position...appeared exclusively at first base on defense where he played 47 games...also hit .289 with two home runs and 11 RBI in 25 games at designated hitter...batted third 45 times, fourth 26 times and fifth once...had a season-high seven-game hitting streak from April 20 to 27...went 11-for-29 (.379) during the streak with three home runs and 12 RBI...all three of the home runs and five of the RBI came in one game, April 22 at Reno...had back-to-back two-homer games May 17 and 18 at Albuquerque...scored a season high four runs and had a season-high six RBI on the 17th and was 6-for-10 with six runs and 10 RBI in the two-game stretch...drove in a run in seven consecutive games from May 22-29 (11 RBI total)...matched his season-high with four runs June 20 against Fresno..

LIFETIME PLAYING RECORD

| Year | Club | AVG. | G | AB | R | H | 2B | 3B | HR | RBI | SH | SF | HP | BB | SO | SB | CS | SLG | OBP | E |
|----------------------------|-------------|-------------|------------|-------------|------------|------------|------------|-----------|------------|------------|----------|-----------|-----------|------------|------------|-----------|-----------|-------------|-------------|------------|
| 2005 | Bristol | .283 | 65 | 233 | 33 | 66 | 17 | 0 | 10 | 37 | 2 | 2 | 8 | 17 | 64 | 2 | 1 | .485 | .350 | 16 |
| 2006 | Kannapolis | .130 | 13 | 46 | 4 | 6 | 3 | 0 | 1 | 5 | 0 | 0 | 1 | 5 | 17 | 0 | 0 | .261 | .231 | 4 |
| | Great Falls | .299 | 69 | 251 | 37 | 75 | 21 | 1 | 15 | 59 | 0 | 1 | 8 | 34 | 70 | 4 | 4 | .570 | .398 | 16 |
| 2007 | Kannapolis | .291 | 126 | 467 | 84 | 136 | 27 | 3 | 25 | 93 | 0 | 5 | 6 | 67 | 112 | 3 | 2 | .522 | .383 | 11 |
| 2008 | Stockton | .259 | 137 | 506 | 101 | 131 | 32 | 4 | 39 | 104 | 0 | 6 | 7 | 77 | 156 | 4 | 0 | .569 | .361 | 25 |
| 2009 | Midland | .337 | 125 | 490 | 108 | 165 | 41 | 2 | 24 | 101 | 0 | 10 | 11 | 82 | 119 | 13 | 5 | .576 | .435 | 7 |
| | Sacramento | .259 | 13 | 54 | 7 | 14 | 2 | 0 | 4 | 14 | 0 | 1 | 0 | 3 | 14 | 0 | 1 | .519 | .293 | 1 |
| 2010 | Sacramento | .258 | 125 | 465 | 92 | 120 | 29 | 2 | 31 | 94 | 0 | 5 | 8 | 73 | 138 | 1 | 1 | .529 | .365 | 12 |
| | OAKLAND | .186 | 24 | 70 | 8 | 13 | 1 | 0 | 3 | 7 | 0 | 1 | 0 | 7 | 21 | 1 | 0 | .329 | .256 | 2 |
| 2011 | Sacramento | .274 | 75 | 296 | 55 | 81 | 18 | 2 | 18 | 72 | 0 | 3 | 3 | 42 | 85 | 5 | 1 | .530 | .366 | 3 |
| | Stockton | .333 | 6 | 24 | 3 | 8 | 0 | 0 | 3 | 7 | 0 | 0 | 0 | 4 | 8 | 0 | 0 | .708 | .429 | 1 |
| | OAKLAND | .136 | 15 | 44 | 2 | 6 | 0 | 0 | 0 | 0 | 0 | 0 | 0 | 2 | 20 | 0 | 0 | .136 | .174 | 1 |
| 2012 | Sacramento | .279 | 72 | 276 | 48 | 77 | 19 | 1 | 12 | 53 | 0 | 6 | 4 | 38 | 74 | 5 | 1 | .486 | .367 | 4 |
| | OAKLAND | .239 | 67 | 218 | 38 | 52 | 12 | 0 | 16 | 39 | 0 | 3 | 0 | 39 | 83 | 0 | 0 | .514 | .350 | 6 |
| ML Totals | | .214 | 106 | 332 | 48 | 71 | 13 | 0 | 19 | 46 | 0 | 4 | 0 | 48 | 124 | 1 | 0 | .425 | .310 | 9 |
| Minor League Totals | | .283 | 826 | 3108 | 572 | 879 | 209 | 15 | 182 | 639 | 2 | 39 | 56 | 442 | 857 | 37 | 16 | .535 | .378 | 100 |

CARTER'S CAREER BESTS

Hits: 3 (twice), last: August 28, 2012 at Cleveland
Home Runs: 1 (19 times), last: September 25, 2012 at Texas
Runs Batted In: 3 (three times), last: July 25, 2012 at Toronto
Stolen Bases: 1, September 27, 2010 at Los Angeles (AL)
Hitting Streak: 6 (twice), last: July 27 to August 1, 2011
Hitless Streak (At Bats): 33, August 9 to September 20, 2010
Grand Slams: None.
Pinch-Hit Home Runs: 1, July 6, 2012 vs. Seattle (Steve Delabar).
Inside-The-Park Home Runs: None.
Game Ending Home Runs: 1, July 6, 2012 vs. Seattle (Steve Delabar).
Lead Off Home Runs: None.

OUTFIELDER

Height/Weight: 5-10 / 210 **Bats/Throws:** Right / Right
Birthdate: October 18, 1985 **End of Season Age:** 26
Birthplace/Resides: Granma, Cuba / Santiago, Dominican Republic
Major League Service: 1 year
Obtained: Signed as a non-drafted free agent, March 3, 2012
Contract Status: First year of a four-year contract through 2015.

POSTSEASON EXPERIENCE

Has never appeared in the postseason.

2012 HIGHLIGHTS

The 26-year-old rookie from Cuba batted a team-leading .292 with 23 home runs and 82 RBI in 129 games in his first year in the United States...also led the A's in on-base percentage (.356) and slugging percentage (.505)...his batting average was second best in Oakland history among rookies that qualified for the batting title (.307, Mitchell Page in 1977)...also had the third best slugging percentage and fifth best on-base percentage...had the third best home run total by an Oakland rookie, was fourth in RBI, tied for fourth in triples (5), seventh in hits (142) and eighth in strikeouts (102)...added 16 stolen bases and is just the third rookie in Oakland history with at least 10 steals and 10 home runs, joining Mitchell Page (1977) and Jose Canseco (1986)...had nine assists, which tied Tony Armas (1977) for second most by a rookie in Oakland history...the record of 11 was set by Mitchell Page in 1977...ranked second among American League rookies in nearly every category including runs (70), doubles (25), home runs, RBI, walks (43), extra base hits (53), total bases (246) and multiple hit games (40)...was third in triples (5) and fourth in stolen bases (16)...also ranked second among qualifiers in batting, on-base percentage and slugging percentage...his nine outfield assists led Major League rookies and tied for seventh among all AL outfielders...hit .236 over his first 29 games through June 1, .359 over a 45-game stretch from June 2 to Aug. 3 and .267 over his final 55 games...batted .345 with runners in scoring position, which ranked eighth in the AL...also ranked seventh in day batting average (.314) and batting with two outs (.310) and 10th in home batting average (.319)...had a .318 batting average with 11 of his 23 home runs came with runners on base (eight two-run, three three-run)...hit .298 against left-handers, .289 against right-handers...batted .263 before the All-Star Break, .311 after the break...ranked fifth in the AL in runs scored (51) after the break and tied for eighth in hits (90)...had a .264 batting average and .425 slugging percentage against a pitcher the first time he saw in a game compared to a .329 batting average and .614 slugging percentage after that...stole 12 of his 16 bases at home...started 1128 games at three different positions, including a team-leading 56 in left field...also made 46 starts in center field and batted .320

OAKLAND A'S ROOKIE BESTS

HOME RUNS

- 49 Mark McGwire, 1987
- 33 Jose Canseco, 1986
- 23 Yoenis Céspedes, 2012**
- 22 Bobby Crosby, 2004
- 22 Wayne Gross, 1977

RUNS BATTED IN

- 118 Mark McGwire, 1987
- 117 Jose Canseco, 1986
- 89 Ben Grieve, 1998
- 82 Yoenis Céspedes, 2012**
- 80 Terrence Long, 2000

BATTING AVERAGE

- .307 Mitchell Page, 1977
- .292 Yoenis Céspedes, 2012**
- .290 Brent Gates, 1993
- .289 Mark McGwire, 1987
- .288 Ben Grieve, 1998
- .288 Terrence Long, 2000

SLUGGING PERCENTAGE

- .618 Mark McGwire, 1987
- .521 Mitchell Page, 1977
- .505 Yoenis Céspedes, 2012**
- .458 Ben Grieve, 1998
- .457 Jose Canseco, 1986

ON-BASE PERCENTAGE

- .405 Mitchell Page, 1977
- .386 Ben Grieve, 1998
- .370 Mark McGwire, 1987
- .357 Brent Gates, 1993
- .356 Yoenis Céspedes, 2012**

with seven home runs and 20 RBI in 26 starts at designated hitter...the A's were 82-46 (.641) with him in the starting lineup compared to 12-22 (.353) when he doesn't start...committed all three of his errors and had six of his nine assists as a left fielder...made a team-leading 102 starts batting clean-up.

OAKLAND: Made his Major League debut March 28 against Seattle in Tokyo with a start in center field...doubled off Felix Hernandez to lead off the bottom of the seventh inning for his first ML hit...hit his first home run in the seventh inning the next day, a two-run shot off Shawn Kelley...homered in three consecutive games from March 29 to April 7...became the third player since 1918 to homer in three of his first four Major League games (Trent Oeltjen, ARI 2009 and Mike Jacobs, NYM 2005)...is the ninth player with at least three home runs in his first four games (Jacobs had 4)...the previous fastest an Oakland Athletic reached three career home runs was seven games by Kurt Abbott in 1993 and Mitchell Page in 1977...had multiple RBI games in each of those three contests (seven RBI total)...since 1918, he is the first Athletic and ninth Major Leaguer with three multiple RBI games over his first four career games (last: Wladimir Balentien, 2006-07)...struck out at least once in each of his first eight games (13 strikeouts total), which is an Oakland record to start a career...the previous mark was six (Chris Carter, 2010; Brooks Conrad, 2008; Travis Buck, 2007)...matched the longest streak by an Athletic since 1918 (Troy Herriage, 1956; Norm Bass, 1961)...hit his fourth home run April 18 at Los Angeles in his 12th game...since 1918, that is the fastest a player has reached four career home runs in Athletics history...the previous best was by Brian Leshner, who did it in 14 games in 1996...did not have a putout April 25 against Chicago, becoming the first A's outfielder without a putout in a game of 14 or more innings since Stan Javier against New York May 30, 1988...was batting .245 with five home runs and 21 RBI in 28 games when he was placed on the 15-day disabled list May 12 retroactive to May 7 with a muscle strain in his left hand...went 3 for 9 (.333) on a three-game rehab assignment with Triple-A Sacramento from May 28 to 30 and was reinstated from the DL June 1...went 10-for-25 (.400) over his first seven games after his return but then missed nine of 10 games from June 8 to 19 with a strained left hamstring...had his first career game-ending hit June 21 against Los Angeles (NL), a three-run "walk-off" home run off Josh Lindblom in the A's 4-1 win...hit safely in 16 consecutive road games from June 26 to Aug. 10 (27-for-64, .422)...finished June with a .343 batting average and then hit .344 in July...tied for sixth in the AL in batting and hits (33) in July, ranked eighth in slugging (.573) and tied for eighth in RBI (19)...had a career-high nine-game hitting streak from July 8 to 21...was 19 for 33 (.576) with two doubles, four home runs, 10 RBI, eight runs scored, six multiple hit games and a 1.000 slugging percentage during the streak...was named AL Player of the Week July 16 for the week ending July 15 after going 8 for 14 (.571) with five runs, a double, two home runs and six RBI in the three-game series at Minnesota...including his first career four-hit game July 15...his second four-hit game came five days later against New York July 20...hit .439 (25-for-57) with eight multiple hit games, five home runs and 17 RBI in his first 14 games after the All-Star Break from July 13 to 28...then homered just twice over a 39-game span from July 29 to Sept. 10...walked three times Aug. 2 against Toronto, the first multi-walk game of his career...stole two bases Sept. 1 against Boston, the first multi-steal game of his career...went hitless in consecutive games Sept. 2 and 3 and had a career-high 0-for-11 streak from Sept. 1-4...never went hitless in more than two consecutive games all year...homered in back-to-back games Sept. 11 and 12 at Los Angeles, the fourth time he homered in at least two straight games...the home runs snapped a career-high 21-game homerless streak from Aug. 19 to Sept. 10...went 26-for-81 (.321) with seven home runs and 16 RBI over his final 22 games...matched his career-high with a nine-game hitting streak from Sept. 22-30...went 13-for-39 (.333) with 10 runs, three doubles, two triples, four home runs and nine RBI over that stretch...was named AL Rookie of the Month for September after batting .266 with 18 runs, five doubles, two triples, seven home runs and 19 RBI in 28 games..

LIFETIME PLAYING RECORD

| Year | Club | AVG. | G | AB | R | H | 2B | 3B | HR | RBI | SH | SF | HP | BB | SO | SB | CS | SLG | OBP | E | |
|------------------|---------------|-------------|------------|------------|-----------|------------|-----------|----------|-----------|-----------|----------|----------|----------|-----------|------------|-----------|----------|-------------|-------------|----------|----------------------------|
| 2003 | Granma (Cuba) | | | | | | | | | | | | | | | | | | | | (Statistics not available) |
| 2004 | Granma (Cuba) | | | | | | | | | | | | | | | | | | | | (Statistics not available) |
| 2005 | Granma (Cuba) | .351 | 88 | 339 | 89 | 119 | 24 | 4 | 23 | 78 | 0 | 2 | 13 | 44 | 53 | 8 | 3 | .649 | .442 | 10 | |
| 2006 | Granma (Cuba) | .303 | 89 | 340 | 79 | 103 | 24 | 3 | 17 | 66 | 1 | 3 | 14 | 42 | 53 | 15 | 10 | .541 | .409 | 4 | |
| 2007 | Granma (Cuba) | .284 | 89 | 366 | 82 | 104 | 16 | 2 | 26 | 78 | 0 | 3 | 2 | 32 | 50 | 4 | 4 | .552 | .342 | 9 | |
| 2008 | Granma (Cuba) | .323 | 85 | 328 | 83 | 106 | 19 | 0 | 24 | 76 | 0 | 6 | 10 | 43 | 40 | 15 | 0 | .601 | .411 | 6 | |
| 2009 | Granma (Cuba) | .345 | 87 | 342 | 87 | 118 | 19 | 4 | 22 | 67 | 0 | 1 | 7 | 42 | 45 | 5 | 3 | .617 | .426 | 4 | |
| 2010 | Granma (Cuba) | .333 | 90 | 354 | 89 | 118 | 17 | 1 | 33 | 99 | 0 | 3 | 7 | 49 | 40 | 11 | 3 | .667 | .424 | 5 | |
| 2012 | OAKLAND | .292 | 129 | 487 | 70 | 142 | 25 | 5 | 23 | 82 | 0 | 3 | 7 | 43 | 102 | 16 | 4 | .505 | .356 | 3 | |
| | Sacramento | .333 | 3 | 9 | 1 | 3 | 0 | 0 | 0 | 0 | 0 | 0 | 1 | 1 | 1 | 0 | 0 | .333 | .455 | 1 | |
| ML Totals | | .292 | 129 | 487 | 70 | 142 | 25 | 5 | 23 | 82 | 0 | 3 | 7 | 43 | 102 | 16 | 4 | .505 | .356 | 3 | |

CÉSPEDES' CAREER BESTS

Hits: 4 (twice), July 20, 2012 vs. New York; July 15, 2012 at Minnesota
Home Runs: 1 (23 times), last: September 30, 2012 at Seattle
Runs Batted In: 3 (nine times), last: August 18, 2012 vs. Cleveland
Stolen Bases: 2, September 1, 2012 vs. Boston
Hitting Streak: 9 (twice), last: September 22 to 30, 2012
Hitless Streak (At Bats): 11, September 1 to 4, 2012
Grand Slams: None.
Pinch-Hit Home Runs: None.
Inside-The-Park Home Runs: None.
Game Ending Home Runs: 1, June 21, 2012 vs. Los Angeles-NL (Josh Lindblom).
Lead Off Home Runs: None.

BARTOLO COLÓN

21

RIGHT-HANDED PITCHER

Height/Weight: 5-11 / 267

Bats/Throws: Right / Right

Birthdate: May 24, 1973


End of Season Age: 39

Birthplace/Resides: Alta Mira, Dominican Republic / Puerto Plata, Dominican Republic

Major League Service: 14 years, 61 days

Obtained: Signed as a free agent, January 24, 2012

Contract Status: First year of a one-year contract through 2012.



POSTSEASON EXPERIENCE

Is 2-3 with a 3.61 ERA (21 er in 52.1 ip) in nine career postseason starts with Cleveland (1988, 1999, 2001) and the Angels (2004, 2005)...including 1-3 with a 4.15 ERA in eight Division Series starts...his only other start came in Game 3 of the 1998 ALCS against New York...tossed a complete game four-hitter in the Indians' 6-1 win...his other postseason win came in Game 1 of the 2001 ALDS against Seattle...combined with Bob Wickman on a six-hit, 5-0 shutout...his last postseason appearances came in the 2005 ALDS against New York...went 0-1 with a 4.50 ERA in two starts.

2012 HIGHLIGHTS

Was 10-9 with a 3.43 ERA in 24 starts when he was suspended for 50 games Aug. 22 after testing positive for Testosterone, a performance-enhancing substance in violation of Major League Baseball's Joint Drug Prevention and Treatment Program...had 10 games remaining on the suspension at the end of the regular season...won 10 games for the ninth time in his career, but it was his first 10-win season since 2005 when he posted a career-high 21 victories with Los Angeles (AL)...at the age of 39, he became just the third pitcher in Oakland history to win 10 games in a season at age 36 or

ALL-TIME DOMINICAN BORN LEADERS

WINS

| | |
|-----|----------------------|
| 243 | Juan Marichal |
| 219 | Pedro Martínez |
| 171 | Bartolo Colón |
| 135 | Ramon Martínez |
| 129 | Pedro Astacio |

STRIKEOUTS

| | |
|------|----------------------|
| 3154 | Pedro Martínez |
| 2303 | Juan Marichal |
| 1833 | Bartolo Colón |
| 1664 | Pedro Astacio |
| 1606 | Jose Rijo |

older...the other two are Don Sutton (13 in 1985 at age 40) and Tom Candiotti (11 in 1998 at age 40)... is just the fifth pitcher in Oakland history to start a game at age 39 or older...the other four are Tommy John (age 42 in 1985), Candiotti (41 in 1999), Sutton (40 in 1985) and Jim Perry (39 in 1975)...his 3.43 ERA was the second lowest of his career to a mark of 2.93 in 2002 with Cleveland and Montreal... issued just 23 walks in 152.1 innings for an average of 1.36 per nine innings, which was the lowest mark of his career...struck out 91 for a strikeout to walk ratio of 3.96, which was also a career-best...had a .292 opponents on-base percentage, which was second only to his .291 mark in 2005 with the Angels... averaged 14.1 pitches per inning, which was the lowest figure of his career...did not have enough innings to qualify for the league leaders...based on a minimum of 150 innings pitched, he averaged the fewest walks per nine innings in the American League and the fewest pitches per inning in the majors... using the same minimum, he ranked fourth in the American League in fewest pitches per start (89.2), fifth in strikeout to walk ratio and seventh in opponents on-base percentage...was 6-7 with a 4.22 ERA in 15 starts when he was placed on the 15-day disabled list June 23 retroactive to June 18 with a strained right oblique...it was his ninth career stint on the DL...was reinstated July 3 and went 4-2 with a 2.30 ERA over his final nine starts...allowed a .266 opponents batting average, including .257 (72-for-280) against right-handed hitters compared to .274 (89-for-325 against left-handers)...surrendered 14 of his 17 home runs and issued 21 of his 23 walks to lefties...has allowed 39 of his 51 home runs over his last three seasons to lefties...16 of the 17 home runs he allowed this year and 43 of his 51 over his last three seasons were solo shots...walked the leadoff batter in just four of his 153 innings this year and seven of his 318 innings over the last two years...opponents batted .216 with a .236 on-base percentage when leading off an inning this year...surrendered nine of his 17 home runs to batters leading off an inning... yielded a .215 batting average the first time through the lineup, .293 after that...allowed a .337 average with runners in scoring position...went 9-5 with a 2.87 ERA in 16 starts at night compared to 1-4 with a 4.59 ERA in eight starts during the day...did not have a wild pitch and his 152.1 innings were fourth most in Oakland history among pitchers with no wild pitches...has not allowed a wild pitch in each of his last 56 starts and 336.2 innings...his last wild pitch was on May 26, 2009 at Los Angeles (AL)... committed four errors, which tied for fourth most among AL pitchers...received two runs of support or fewer in all nine of his losses and had seven runs of support total in those games (48.0 ip, 1.31 RSA)... went 9-0 in 11 starts with support of three runs or more...the A's were 14-10 (.583) in his starting assignments and his teams are 211-164 (.563) in his career...tossed seven or more innings in 12 of his 24 starts, allowed two runs or fewer 15 times and walked two batters or fewer 22 times...including one batter or fewer 18 times.

OAKLAND: Was on his 13th career Opening Day roster...his first start March 29 against Seattle came at the age of 38 years, 310 days, making him the oldest pitcher to start a game for the A's since Tom Candiotti, who was 41 years, 275 days when he made his last start for Oakland on June 2, 1999...made each of his first three starts against Seattle to become the first pitcher in Oakland history to make three consecutive starts against one team in the same season without missing a turn in the rotation...combined with De Los Santos on a four-hit shutout in his fourth start of the season, a 6-0 win at Los Angeles April 18...threw 38 consecutive strikes at one point, which was the longest such streak since pitch count data is first available in 1988...the previous best was 30 by Tim Wakefield in 1998...was 3-1 with a 2.63 ERA and .194 opponents batting average after that start...then went 1-6 with a 5.32 ERA and .335 opponents average over his next eight starts from April 23 to June 1...including 1-3 with a 7.92 ERA and .386 opponents batting average in five starts in May...based on a minimum of 25.0 innings, he had the highest opponents batting average in the majors in May and the third highest ERA...the opponents average was the highest single-month mark of his career and the ERA was third highest...left his start June 17 against San Diego with no outs in the third inning with a strained right oblique...was placed on the 15-day disabled list June 23 retroactive to June 18 with the injury...was reinstated July 3... was the losing pitcher in the A's 6-1 loss to Texas July 17...walked Ian Kinsler in that game, his only non-intentional walk of a right-handed hitter all year...then went 4-1 with a 2.20 ERA over his final six starts...did not allow a run in back-to-back starts July 28 at Baltimore and Aug. 2 against Toronto... began the game with six scoreless innings in his next start Aug. 7 against Los Angeles before allowing an unearned run in the seventh inning on an Izturis RBI single...that snapped his scoreless streak at a career high 22.1 innings (July 22-Aug. 7)...it topped his previous high of 20.0 from Sept. 13-28, 2000... allowed a two-run home run to A.J. Pierzynski August 12 at Chicago, his only home run surrendered with a runner on base...that snapped his career-high streak of 28.1 innings without allowing an earned run...tossed 8.0 innings and allowed just one run for the win in his final start, an 8-5 win over Cleveland Aug. 18.

LIFETIME PITCHING RECORD

| Year | Club | W | L | ERA | G | GS | CG | SHO | SV | IP | H | R | ER | HR | HB | BB | IBB | SO | WP | BK |
|------------------|------------------|------------|------------|-------------|------------|------------|-----------|----------|----------|-----------------|-------------|-------------|-------------|------------|-----------|------------|-----------|-------------|-----------|----------|
| 1993 | DSL Indians | 6 | 1 | 2.59 | 11 | 10 | 2 | 1 | 1 | 66.0 | 44 | 24 | 19 | 0 | 0 | 33 | 0 | 43 | 2 | 2 |
| 1994 | Burlington | 7 | 4 | 3.14 | 12 | 12 | 0 | 0 | 0 | 66.0 | 46 | 32 | 23 | 3 | 4 | 44 | 0 | 84 | 6 | 2 |
| 1995 | Kinston | 13 | 3 | 1.96 | 21 | 21 | 0 | 0 | 0 | 128.2 | 91 | 31 | 28 | 8 | 0 | 39 | 0 | 152 | 4 | 3 |
| 1996 | Canton-Akron | 2 | 2 | 1.74 | 13 | 12 | 0 | 0 | 0 | 62.0 | 44 | 17 | 12 | 2 | 2 | 25 | 0 | 56 | 3 | 1 |
| | Buffalo | 0 | 0 | 6.00 | 8 | 0 | 0 | 0 | 0 | 15.0 | 16 | 10 | 2 | 0 | 0 | 8 | 0 | 19 | 2 | 0 |
| 1997 | CLEVELAND | 4 | 7 | 5.65 | 19 | 17 | 1 | 0 | 0 | 94.0 | 107 | 66 | 59 | 12 | 3 | 45 | 1 | 66 | 5 | 0 |
| | Buffalo | 7 | 1 | 2.22 | 10 | 10 | 1 | 1 | 0 | 56.2 | 45 | 15 | 14 | 4 | 0 | 23 | 0 | 54 | 1 | 1 |
| 1998 | CLEVELAND | 14 | 9 | 3.71 | 31 | 31 | 6 | 2 | 0 | 204.0 | 205 | 91 | 84 | 15 | 3 | 79 | 5 | 158 | 4 | 0 |
| 1999 | CLEVELAND | 18 | 5 | 3.95 | 32 | 32 | 1 | 1 | 0 | 205.0 | 185 | 97 | 90 | 24 | 7 | 76 | 5 | 161 | 4 | 0 |
| 2000 | CLEVELAND | 15 | 8 | 3.88 | 30 | 30 | 2 | 1 | 0 | 188.0 | 163 | 86 | 81 | 21 | 4 | 98 | 4 | 212 | 4 | 0 |
| | Buffalo | 1 | 0 | 1.80 | 1 | 1 | 0 | 0 | 0 | 5.0 | 6 | 1 | 1 | 0 | 0 | 0 | 0 | 4 | 0 | 0 |
| 2001 | CLEVELAND | 14 | 12 | 4.09 | 34 | 34 | 1 | 0 | 0 | 222.1 | 220 | 106 | 101 | 26 | 2 | 90 | 2 | 201 | 4 | 1 |
| 2002 | CLEVELAND | 10 | 4 | 2.55 | 16 | 16 | 4 | 2 | 0 | 116.1 | 104 | 37 | 33 | 11 | 2 | 31 | 1 | 75 | 3 | 0 |
| | MONTREAL | 10 | 4 | 3.31 | 17 | 17 | 4 | 1 | 0 | 117.0 | 115 | 48 | 43 | 9 | 0 | 39 | 4 | 74 | 1 | 0 |
| 2003 | CHICAGO (AL) | 15 | 13 | 3.87 | 34 | 34 | 9 | 0 | 0 | 242.0 | 223 | 107 | 104 | 30 | 5 | 67 | 3 | 173 | 8 | 3 |
| 2004 | ANAHEIM | 18 | 12 | 5.01 | 34 | 34 | 0 | 0 | 0 | 208.1 | 215 | 122 | 116 | 38 | 3 | 71 | 1 | 158 | 1 | 0 |
| 2005 | LOS ANGELES (AL) | 21 | 8 | 3.48 | 33 | 33 | 2 | 0 | 0 | 222.2 | 215 | 93 | 86 | 26 | 3 | 43 | 0 | 157 | 2 | 1 |
| 2006 | LOS ANGELES (AL) | 1 | 5 | 5.11 | 10 | 10 | 1 | 1 | 0 | 56.1 | 71 | 39 | 32 | 11 | 3 | 11 | 0 | 31 | 1 | 0 |
| | Rancho Cucamonga | 0 | 0 | 0.00 | 1 | 1 | 0 | 0 | 0 | 4.0 | 2 | 0 | 0 | 0 | 0 | 1 | 0 | 3 | 0 | 0 |
| | Salt Lake | 0 | 1 | 6.17 | 2 | 2 | 0 | 0 | 0 | 11.2 | 14 | 8 | 8 | 4 | 1 | 2 | 0 | 3 | 0 | 0 |
| 2007 | Rancho Cucamonga | 1 | 0 | 1.86 | 2 | 2 | 0 | 0 | 0 | 9.2 | 6 | 2 | 2 | 0 | 0 | 1 | 0 | 10 | 0 | 0 |
| | Salt Lake | 2 | 0 | 2.40 | 3 | 3 | 0 | 0 | 0 | 15.0 | 12 | 4 | 4 | 0 | 0 | 3 | 0 | 8 | 0 | 0 |
| | LOS ANGELES (AL) | 6 | 8 | 6.34 | 19 | 18 | 0 | 0 | 0 | 99.1 | 132 | 74 | 70 | 15 | 5 | 29 | 1 | 76 | 1 | 0 |
| 2008 | Pawtucket | 3 | 1 | 2.27 | 9 | 9 | 0 | 0 | 0 | 31.2 | 23 | 9 | 8 | 2 | 0 | 6 | 0 | 21 | 0 | 1 |
| | BOSTON | 4 | 2 | 3.92 | 7 | 7 | 0 | 0 | 0 | 39.0 | 44 | 23 | 17 | 5 | 2 | 10 | 0 | 27 | 0 | 0 |
| 2009 | CHICAGO (AL) | 3 | 6 | 4.19 | 12 | 12 | 0 | 0 | 0 | 62.1 | 69 | 42 | 29 | 13 | 2 | 21 | 3 | 38 | 1 | 0 |
| | Kannapolis | 0 | 1 | 2.57 | 1 | 1 | 0 | 0 | 0 | 7.0 | 7 | 2 | 2 | 0 | 0 | 1 | 0 | 8 | 0 | 0 |
| | Charlotte | 1 | 1 | 3.75 | 2 | 2 | 0 | 0 | 0 | 12.0 | 10 | 5 | 5 | 2 | 0 | 4 | 0 | 1 | 1 | 0 |
| 2010 | | | | | | | | | | (Did not pitch) | | | | | | | | | | |
| 2011 | NEW YORK (AL) | 8 | 10 | 4.00 | 29 | 26 | 1 | 1 | 0 | 164.1 | 172 | 85 | 73 | 21 | 3 | 40 | 3 | 135 | 0 | 0 |
| 2012 | OAKLAND | 10 | 9 | 3.43 | 24 | 24 | 0 | 0 | 0 | 152.1 | 161 | 62 | 58 | 17 | 1 | 23 | 3 | 91 | 0 | 0 |
| AL Totals | | 161 | 118 | 4.08 | 364 | 358 | 28 | 8 | 0 | 2276.1 | 2286 | 1130 | 1033 | 285 | 48 | 734 | 32 | 1759 | 38 | 5 |
| NL Totals | | 10 | 4 | 3.31 | 17 | 17 | 4 | 1 | 0 | 117.0 | 115 | 48 | 43 | 9 | 0 | 39 | 4 | 74 | 1 | 0 |
| ML Totals | | 171 | 122 | 4.05 | 381 | 375 | 32 | 9 | 0 | 2393.1 | 2401 | 1178 | 1076 | 294 | 48 | 773 | 36 | 1833 | 39 | 5 |

DIVISION SERIES RECORD

| Year | Club | W | L | ERA | G | GS | CG | SHO | SV | IP | H | R | ER | HR | HB | BB | IBB | SO | WP | BK |
|---------------|-------------|----------|----------|-------------|----------|----------|----------|----------|----------|-------------|-----------|-----------|-----------|----------|----------|-----------|----------|-----------|----------|----------|
| 1998 | CLE vs. BOS | 0 | 0 | 1.59 | 1 | 1 | 0 | 0 | 0 | 5.2 | 5 | 1 | 1 | 1 | 0 | 3 | 1 | 3 | 0 | 0 |
| 1999 | CLE vs. BOS | 0 | 1 | 9.00 | 2 | 2 | 0 | 0 | 0 | 9.0 | 11 | 9 | 9 | 3 | 0 | 4 | 0 | 12 | 0 | 0 |
| 2001 | CLE vs. SEA | 1 | 1 | 1.84 | 2 | 2 | 0 | 0 | 0 | 14.2 | 12 | 3 | 3 | 0 | 0 | 6 | 0 | 13 | 0 | 0 |
| 2004 | ANA vs. BOS | 0 | 0 | 4.50 | 1 | 1 | 0 | 0 | 0 | 6.0 | 7 | 3 | 3 | 1 | 0 | 3 | 0 | 3 | 0 | 0 |
| 2005 | LAA vs. NYY | 0 | 1 | 4.50 | 2 | 2 | 0 | 0 | 0 | 8.0 | 10 | 4 | 4 | 0 | 1 | 2 | 0 | 7 | 0 | 0 |
| Totals | | 1 | 3 | 4.15 | 8 | 8 | 0 | 0 | 0 | 43.1 | 45 | 20 | 20 | 5 | 1 | 18 | 1 | 38 | 0 | 0 |

LEAGUE CHAMPIONSHIP SERIES RECORD

| Year | Club | W | L | ERA | G | GS | CG | SHO | SV | IP | H | R | ER | HR | HB | BB | IBB | SO | WP | BK |
|------|-------------|---|---|------|---|----|----|-----|----|-----|---|---|----|----|----|----|-----|----|----|----|
| 1998 | CLE vs. NYY | 1 | 0 | 1.00 | 1 | 1 | 1 | 0 | 0 | 9.0 | 4 | 1 | 1 | 0 | 0 | 4 | 0 | 3 | 0 | 0 |

COLÓN'S CAREER BESTS

Low Hit Complete Game: 1, September 18, 2000 at New York
Innings Pitched: 9.1, August 30, 2005 vs. Oakland
Strikeouts: 14, May 29, 1998 at Toronto
Longest Winning Streak: 8, July 21 to September 10, 2005
Longest Losing Streak: 6, June 19 to September 22, 2007
Longest Scoreless Streak: 22.1, July 22 to August 7, 2012

COLÓN'S 2012 STARTS

| Date | Opponent | Score | Dec | ERA | IP | H | R | ER | BB | SO | HR | #PIT |
|----------|---------------------|----------|-----|------|-----|----|---|----|----|----|----|------|
| March 29 | Seattle | 4-1 | W | 1.13 | 8.0 | 3 | 1 | 1 | 1 | 6 | 1 | 86 |
| April 7 | Seattle | 7-8 | L | 5.84 | 4.1 | 10 | 7 | 7 | 0 | 3 | 0 | 79 |
| April 13 | at Seattle | 4-0 | W | 3.72 | 7.0 | 3 | 0 | 0 | 1 | 5 | 0 | 106 |
| April 18 | at Los Angeles (AL) | 6-0 | W | 2.63 | 8.0 | 4 | 0 | 0 | 0 | 5 | 0 | 108 |
| April 23 | Chicago (AL) | 0-4 | L | 2.62 | 7.0 | 7 | 2 | 2 | 3 | 2 | 2 | 89 |
| April 29 | at Baltimore | 2-5 | -- | 2.53 | 8.1 | 7 | 2 | 2 | 1 | 5 | 0 | 106 |
| May 5 | at Tampa Bay | 4-3 (12) | -- | 2.83 | 5.0 | 8 | 3 | 3 | 2 | 2 | 3 | 83 |
| May 10 | Detroit | 6-10 | L | 3.96 | 2.1 | 9 | 8 | 7 | 0 | 0 | 1 | 44 |
| May 15 | at Los Angeles (AL) | 0-4 | L | 4.13 | 6.2 | 12 | 4 | 4 | 0 | 3 | 1 | 89 |
| May 20 | at San Francisco | 6-2 | W | 4.09 | 5.0 | 6 | 2 | 2 | 2 | 7 | 0 | 92 |
| May 26 | New York (AL) | 2-9 | L | 4.52 | 6.0 | 9 | 6 | 6 | 0 | 3 | 2 | 74 |
| June 1 | at Kansas City | 0-2 | L | 4.34 | 7.0 | 8 | 2 | 2 | 2 | 3 | 0 | 101 |
| June 6 | Texas | 2-0 | W | 3.92 | 8.0 | 5 | 0 | 0 | 1 | 5 | 0 | 100 |
| June 12 | at Colorado | 8-5 | W | 4.21 | 5.0 | 9 | 5 | 5 | 3 | 4 | 2 | 107 |
| June 17 | San Diego | 1-2 | L | 4.22 | 2.0 | 1 | 1 | 1 | 0 | 2 | 0 | 30 |
| July 3 | Boston | 3-2 | -- | 4.05 | 6.0 | 5 | 2 | 1 | 1 | 3 | 1 | 87 |
| July 8 | Seattle | 2-1 (13) | -- | 3.80 | 8.2 | 7 | 1 | 1 | 0 | 5 | 0 | 93 |
| July 17 | Texas | 1-6 | L | 3.88 | 7.0 | 8 | 4 | 4 | 1 | 5 | 1 | 97 |
| July 22 | New York (AL) | 5-4 (12) | -- | 3.97 | 6.2 | 8 | 4 | 4 | 1 | 5 | 1 | 84 |
| July 28 | at Baltimore | 6-1 | W | 3.78 | 5.2 | 7 | 0 | 0 | 1 | 5 | 0 | 101 |
| Aug. 2 | Toronto | 4-1 | W | 3.55 | 8.0 | 7 | 0 | 0 | 1 | 3 | 0 | 96 |
| Aug. 7 | Los Angeles (AL) | 10-4 | W | 3.38 | 7.0 | 4 | 1 | 0 | 0 | 5 | 0 | 93 |
| Aug. 12 | at Chicago (AL) | 3-7 | L | 3.55 | 5.2 | 9 | 6 | 5 | 2 | 2 | 1 | 93 |
| Aug. 18 | Cleveland | 8-5 | W | 3.43 | 8.0 | 5 | 1 | 1 | 0 | 3 | 1 | 103 |



RIGHT-HANDED PITCHER

Height/Weight: 6-2 / 217

Birthdate: June 30, 1987

Birthplace/Resides: Clovis, California / Clovis, California

Major League Service: 1 year, 36 days

Obtained: Acquired from the Arizona Diamondbacks with pitcher Jarrod Parker and outfielder Collin Cowgill for pitchers Trevor Cahill and Craig Breslow and cash considerations, December 9, 2011

Contract Status: First year of a one-year contract through 2012.

Bats/Throws: Right / Right

End of Season Age: 25

POSTSEASON EXPERIENCE

Has never appeared in the postseason.

2012 HIGHLIGHTS

The 25-year-old rookie was the A's lone representative to the American League All-Star team...went 6-2 with 14 saves, a 2.09 ERA and .166 opponents batting average in 71 appearances...tied the Oakland rookie record for games pitched (Aaron Small, 1997) and had the third best save total...ranked second among AL rookies in saves and games pitched...however, had seven blown saves, which tied for second most among all AL pitchers...his save percentage of 66.7% was the lowest in the majors and tied for second lowest in Oakland history...it was the lowest since Jay Howell also had a mark of 66.7% in 1987 (16-for-24)...posted a 0.69 ERA and .085 opponents batting average over his first 24 appearances through June 8...then took over as the A's closer and logged a 5.24 ERA and .235 opponents average over a 24-game stretch from June 9 to Aug. 8...compiled a 0.70 ERA and .174 opponents average over his final 23 games after Balfour resumed the closer duties...allowed 15 of his 18 runs in the ninth inning for a 4.73 ERA...had a 0.58 ERA in all other innings...began the season with a 23.0 inning scoreless streak, posted a 4.33 ERA over a 36-game stretch from May 28 to Sept. 6 and then finished the season with a 15.0-inning scoreless streak...ranked third among AL relievers in opponents batting average, fourth in slugging percentage (.261), fifth in ERA, ninth in on-base percentage (.256) and tied for ninth in strikeouts (80)...the batting average was sixth lowest in Oakland history among relievers and the slugging percentage was ninth best...issued 21 walks in 32.2 innings over his first 32 appearances through June 25 (5.79 per nine innings)...then walked just six batters in 40.2 innings over his final 39 outings (1.33 per nine innings)...first batters faced were 13-for-64 (.203) with six walks (.271 on-base percentage)...allowed 8-of-25 (32.0%) inherited runners to score...tied for sixth among AL relievers in wins (6)...his .166 opponents batting average broke down to .162 (22-for-136) against right-handed hitters compared to .171 (20-for-117) against left-handers...surrendered three of his four home runs to lefties...three of his home runs allowed were solo shots...opponents hit .149 with runners in scoring position...allowed 12 of his 18 runs and was charged with five of his seven blown saves in 18 appearances on no days rest (6.48 ERA)...had a 0.79 ERA and was 12-for-14 (85.7%) in save opportunities in his other 53 games...logged a 0.72 ERA in 35 appearances on the road compared to a 3.53 ERA in 32 games at home...allowed all four of his home runs in Oakland...had a 1.41 ERA and .105 opponents batting average in 38 appearances at the All-Star Break...then posted a 2.83 ERA and .225 opponents batting average in 33 appearances after the break.

OAKLAND ROOKIE PITCHING BESTS

MOST SAVES

| | |
|------------------------|-----------|
| Andrew Bailey, 2009 | 26 |
| Huston Street, 2005 | 23 |
| Ryan Cook, 2012 | 14 |
| Rollie Fingers, 1969 | 12 |
| Brad Ziegler, 2008 | 11 |

MOST GAMES

| | |
|------------------------|-----------|
| Ryan Cook, 2012 | 71 |
| Aaron Small, 1997 | 71 |
| Andrew Bailey, 2009 | 68 |
| Huston Street, 2005 | 67 |
| Bob Lacey, 1977 | 64 |

ATHLETICS LONGEST SEASON OPENING SCORELESS STREAK

- 23.0 Ryan Cook, March 28-May 27, 2012**
- 21.0 Alex Kellner, April 14-24, 1953
- 18.1 Jim Corsi, April 27-June 5, 1995
- 17.1 Dennis Eckersley, April 10-May 25, 1990
- 17.1 Santiago Casilla, March 26-May 6, 2008

Since 1918, players on the Opening Day roster

OAKLAND: Did not allow a run over his first 21 games and 23.0 innings...that was the longest season-opening scoreless streak by a player on the Athletics Opening Day roster since at least 1918...the previous high was

21.0 innings by Alex Kellner in 1953...stranded all seven of his inherited runners and allowed just four hits for a .056 opponents batting average...however, walked 12 batters...did not allow a run in his final outing of 2011 with Arizona, giving him a career-high 24.0 inning scoreless streak dating back to September 28, 2011...became the third pitcher in Athletics history to record four strikeouts in an inning April 27 at Baltimore (Blake Stein, 1998; Erik Hiljus, 2001)...the four strikeouts established a career-high...allowed just one hit in the month of April for a .038 opponents batting average...then yielded five hits in 13 appearances in May (.109 opponents average)...tossed a career-high 2.0 scoreless innings May 5 at Tampa Bay, his first of four outings of 2.0 innings...recorded his first Major League win May 17 at Texas by tossing a career-high tying 2.0 scoreless innings in the A's 5-4, 12-inning win...his scoreless streak ended May 28 at Minnesota...entered the game to start the bottom of the eighth inning with the A's leading 4-3 and allowed a RBI single to Morneau and a sacrifice fly to Doumit for his first career blown save...was also charged with the loss...recorded his first Major League save June 12 at Colorado...allowed a hit and a walk in the ninth inning but did not allow a run in the A's 8-5 win...converted each of his first four save opportunities as closer before he was charged with the blown save and loss June 22 against San Francisco...allowed two hits and two walks and all four scored for a career-high four runs...that began an 18-game stretch through Aug. 8 where he went 2-1 with eight saves, six blown saves, a 7.02 ERA and .265 opponents batting average...allowed 6 of 9 (66.7%) inherited runners to score...pitched a perfect seventh inning in the All-Star Game July 10 at Kansas City, striking out Harper and Wright...he was the seventh Oakland rookie to be named to the AL All-Star team, along with Wayne Gross (1977), Matt Keough (1978), Jose Canseco (1986), Mark McGwire (1987), Ben Grieve (1998) and Andrew Bailey (2009)...allowed his first home run of the season July 19 against New York (Swisher), snapping a season-opening 40-game, 40.1-inning, 158-batter homerless streak...surrendered four home runs over a seven-game stretch from July 19 to Aug. 4 (7.0 ip)...was charged with two blown saves over a six-game stretch from July 20 to Aug. 4 (9.00 ERA)...tossed a career-high tying 2.0 scoreless innings July 30 against Tampa Bay...after Balfour replaced him as closer Aug. 11, he did not allow a run over his next eight appearances (9.0 ip)...including Aug. 24 at Tampa Bay when he matched his career high with four strikeouts...did pick up two saves over the final five weeks of the season (Aug. 29 at Cleveland, Sept. 12 at Los Angeles)...surrendered three runs Sept. 5 against Los Angeles but then finished the season with a 14-game, 15.0-inning scoreless streak...pitched in each of the A's final five games along with Grant Balfour...they became the seventh and eighth pitchers in Oakland history to pitch on at least five consecutive days...they were the first since Billy Koch in 2002 (Sept. 16-19)

LOWEST OPPONENTS BATTING AVERAGE BY AN OAKLAND RELIEVER

| | |
|----------------------------|-------------|
| Jim Roland, 1970 | .134 |
| Joey Devine, 2008 | .150 |
| Grant Balfour, 2012 | .160 |
| Dennis Eckersley, 1990 | .160 |
| Dennis Eckersley, 1989 | .162 |
| Ryan Cook, 2012 | .166 |
| Andrew Bailey, 2009 | .167 |
| Diego Segui, 1968 | .173 |
| Steve Ontiveros, 1985 | .174 |
| Keith Foulke, 2003 | .184 |

(minimum 150 batters faced)

LIFETIME PITCHING RECORD

| Year | Club | W | L | ERA | G | GS | CG | SHO | SV | IP | H | R | ER | HR | HB | BB | IBB | SO | WP | BK |
|------|----------------------------|-----------|-----------|-------------|------------|-----------|----------|----------|-----------|--------------|------------|------------|------------|-----------|-----------|------------|----------|------------|-----------|----------|
| 2008 | Yakima | 2 | 2 | 4.64 | 7 | 7 | 0 | 0 | 0 | 33.0 | 37 | 25 | 17 | 4 | 5 | 11 | 0 | 23 | 1 | 0 |
| 2009 | South Bend | 11 | 11 | 3.66 | 25 | 25 | 0 | 0 | 0 | 142.2 | 140 | 71 | 58 | 5 | 10 | 44 | 0 | 103 | 7 | 1 |
| 2010 | Visalia | 4 | 7 | 4.24 | 20 | 20 | 0 | 0 | 0 | 108.1 | 110 | 62 | 51 | 3 | 13 | 36 | 0 | 100 | 8 | 1 |
| | Reno | 0 | 0 | 10.80 | 1 | 1 | 0 | 0 | 0 | 5.0 | 7 | 6 | 6 | 1 | 2 | 2 | 0 | 5 | 0 | 1 |
| | Mobile | 1 | 1 | 2.89 | 3 | 3 | 0 | 0 | 0 | 18.2 | 13 | 7 | 6 | 1 | 1 | 10 | 0 | 12 | 1 | 0 |
| 2011 | Mobile | 1 | 4 | 2.25 | 34 | 0 | 0 | 0 | 13 | 44.0 | 28 | 12 | 11 | 2 | 2 | 14 | 2 | 50 | 3 | 0 |
| | ARIZONA | 0 | 1 | 7.04 | 12 | 0 | 0 | 0 | 0 | 7.2 | 11 | 6 | 6 | 0 | 0 | 8 | 0 | 7 | 1 | 1 |
| | Reno | 0 | 1 | 2.12 | 14 | 0 | 0 | 0 | 6 | 17.0 | 13 | 6 | 4 | 0 | 1 | 8 | 1 | 12 | 4 | 0 |
| 2012 | OAKLAND | 6 | 2 | 2.09 | 71 | 0 | 0 | 0 | 14 | 73.1 | 42 | 18 | 17 | 4 | 4 | 27 | 4 | 80 | 4 | 0 |
| | AL Totals | 6 | 2 | 2.09 | 71 | 0 | 0 | 0 | 14 | 73.1 | 42 | 18 | 17 | 4 | 4 | 27 | 4 | 80 | 4 | 0 |
| | NL Totals | 0 | 1 | 7.04 | 12 | 0 | 0 | 0 | 0 | 7.2 | 11 | 6 | 6 | 0 | 0 | 8 | 0 | 7 | 1 | 1 |
| | ML Totals | 6 | 3 | 2.56 | 83 | 0 | 0 | 0 | 14 | 81.0 | 53 | 24 | 23 | 4 | 4 | 35 | 4 | 87 | 5 | 1 |
| | Minor League Totals | 19 | 26 | 3.74 | 104 | 56 | 0 | 0 | 19 | 368.2 | 348 | 189 | 153 | 16 | 34 | 125 | 3 | 305 | 24 | 3 |

Low Hit Complete Game: None

Innings Pitched: 2.0 (four times), last: September 22, 2012 at New York (AL)

Strikeouts: 4 (twice), last: August 24, 2012 at Tampa Bay

Longest Winning Streak: 4, July 18, 2012 to present

Longest Losing Streak: 1 (three times), last: June 22, 2012

Longest Scoreless Streak: 24.0, September 28, 2011 to May 27, 2012

COLLIN COWGILL

12

OUTFIELDER

Height/Weight: 5-9 / 184

Birthdate: May 22, 1986

Birthplace/Resides: Lexington, Kentucky / Lexington, Kentucky

Major League Service: 1 year, 14 days

Obtained: Acquired from the Arizona Diamondbacks with pitchers Ryan Cook and Jarrod Parker for pitchers Trevor Cahill and Craig Breslow and cash considerations, December 9, 2011

Contract Status: First year of a one-year contract through 2012.



POSTSEASON EXPERIENCE

Made his postseason debut in his first season in the majors last year as he was on Arizona's NLDS roster against Milwaukee...had a pinch hit two-run single in the third inning of Game 4 at Arizona...also pinch ran in Game 5 and did not bat.

2012 HIGHLIGHTS

Batted .269 with one home run and nine RBI in 38 games over three stints with the A's...hit .318 (14-for-44) against left-handed pitchers compared to .233 (14-for-60) against right-handers...started the season 0-for-10 against lefties but then went 14 for his final 34 (.412)...went 7-for-17 (.412) with runners in scoring position...batted .314 on the road compared to .226 at home...hit his only home run at home...had a .345 average with two outs...started 28 games in the outfield (12 in center field, 11 in left field, five in right field), 24 of which came during his second stint from May 11 to June 22...did not commit an error in 72 chances and has not made an error in 61 games and 132 chances in his career.

OAKLAND: Was on the A's Opening Day roster and went 0-for-4 with three walks in three games before he was optioned to Sacramento April 17...returned May 11 and started 24 of the A's next 39 games before spraining his left ankle...hit .283 with a home run and nine RBI in 29 games overall over that stretch...went 5-for-35 (.143) with one walk over his first 12 games...then collected a season-high three hits in back-to-back games, May 26 against New York and May 28 at Minnesota...that began a career-high eight-game hitting streak that ran through June 5 (13-for-31, .419)...had three straight multiple hit games June 13 to 16 (6-for-10, .600) to lift his batting average to a season-high .284...then went 1-for-8 over his next three games before spraining his left ankle June 22 against San Francisco...was placed on the 15-day disabled list the next day, his first career stint on the DL...began a rehab assignment with Stockton July 9 and appeared in two games with the Ports and four games with Sacramento (July 12-16) before he was reinstated from the DL and optioned to Sacramento July 17...returned when rosters expanded Sept. 1 and went 2 for 8 (.250) with a double in six games...four of the appearances were as a defensive replacement without an at bat.

SACRAMENTO: Hit .254 with four home runs and 37 RBI in 61 games with Sacramento...batted .260 (47-for-181) against right-handed pitching compared to .241 (19-for-79) with all four of his home runs against left-handers...his average improved to .298 with runners in scoring position, including .324 with RISP and two outs...appeared in 30 games in center field, 18 in left field and 14 in right field...batted second 37 times, first 19 times and third four times...had a season-high 10-game hitting streak from April 28 to May 8...went 16-for-42 (.381) with four doubles, two home runs, 11 RBI and nine runs scored during the streak...homed in back-to-back games May 6 at Tucson and May 8 against Omaha to conclude the streak...was batting .282 with two home runs and 16 RBI in 19 games when he

was recalled by Oakland May 11...began a rehab assignment with Stockton July 9 and went 1-for-8 in two games before he was transferred to Sacramento July 12...went 3-for-18 (.167) in four games before he was reinstated from the DL and optioned to Sacramento July 17...went 4-for-6 with three runs, two doubles, a home run, three RBI and a walk that day at Tacoma...the hits were a season-high and he matched his bests in runs, doubles and RBI...that boosted his Triple-A batting average to .284 but he hit .234 over his final 37 games...never went hitless in more than two consecutive games...went 9-for-25 (.360) with four doubles over a six-game stretch from Aug. 13 to 19...went 7-for-20 (.350) over his final five games before he was promoted to Oakland Sept. 1.

LIFETIME PLAYING RECORD

| Year | Club | AVG. | G | AB | R | H | 2B | 3B | HR | RBI | SH | SF | HP | BB | SO | SB | CS | SLG | OBP | E |
|----------------------------|------------|-------------|------------|-------------|------------|------------|------------|-----------|-----------|------------|----------|-----------|-----------|------------|------------|-----------|-----------|-------------|-------------|-----------|
| 2008 | Yakima | .304 | 20 | 79 | 21 | 24 | 3 | 1 | 11 | 28 | 1 | 0 | 3 | 12 | 17 | 5 | 0 | .785 | .415 | 0 |
| | South Bend | .249 | 50 | 201 | 31 | 50 | 13 | 3 | 1 | 17 | 0 | 0 | 5 | 25 | 61 | 1 | 0 | .358 | .346 | 2 |
| 2009 | Visalia | .277 | 61 | 220 | 39 | 61 | 9 | 5 | 6 | 36 | 0 | 4 | 7 | 29 | 49 | 11 | 4 | .445 | .373 | 6 |
| 2010 | Mobile | .285 | 131 | 502 | 89 | 143 | 34 | 4 | 16 | 83 | 0 | 10 | 8 | 57 | 73 | 25 | 9 | .464 | .360 | 3 |
| 2011 | Reno | .354 | 98 | 395 | 95 | 140 | 24 | 8 | 13 | 70 | 7 | 1 | 2 | 51 | 63 | 30 | 3 | .554 | .430 | 5 |
| | ARIZONA | .239 | 36 | 92 | 8 | 22 | 3 | 0 | 1 | 9 | 0 | 0 | 0 | 8 | 28 | 4 | 2 | .304 | .300 | 0 |
| 2012 | OAKLAND | .269 | 38 | 104 | 10 | 28 | 2 | 0 | 1 | 9 | 0 | 1 | 0 | 11 | 27 | 3 | 4 | .336 | .317 | 0 |
| | Sacramento | .254 | 61 | 260 | 33 | 66 | 17 | 1 | 4 | 37 | 0 | 2 | 3 | 20 | 50 | 8 | 2 | .373 | .312 | 3 |
| | Stockton | .125 | 2 | 8 | 0 | 1 | 0 | 0 | 0 | 0 | 0 | 0 | 0 | 0 | 2 | 0 | 0 | .125 | .125 | 0 |
| AL Totals | | .269 | 38 | 104 | 10 | 28 | 2 | 0 | 1 | 9 | 0 | 1 | 0 | 11 | 27 | 3 | 4 | .336 | .317 | 0 |
| NL Totals | | .239 | 36 | 92 | 8 | 22 | 3 | 0 | 1 | 9 | 0 | 0 | 0 | 8 | 28 | 4 | 2 | .304 | .300 | 0 |
| ML Totals | | .255 | 74 | 196 | 18 | 50 | 5 | 0 | 2 | 18 | 0 | 1 | 0 | 19 | 55 | 7 | 6 | .311 | .319 | 0 |
| Minor League Totals | | .291 | 423 | 1665 | 308 | 485 | 100 | 22 | 51 | 271 | 8 | 17 | 28 | 194 | 315 | 80 | 18 | .470 | .371 | 19 |

DIVISION SERIES PLAYING RECORD

| Year | Club/Opp. | AVG. | G | AB | R | H | 2B | 3B | HR | RBI | SH | SF | HP | BB | SO | SB | CS | SLG | OBP | E |
|------|-------------|-------|---|----|---|---|----|----|----|-----|----|----|----|----|----|----|----|-------|-------|---|
| 2011 | ARI vs. MIL | 1.000 | 2 | 1 | 0 | 1 | 0 | 0 | 0 | 2 | 0 | 0 | 0 | 0 | 0 | 0 | 0 | 1.000 | 1.000 | - |

COWGILL'S CAREER BESTS

Hits: 4, August 28, 2011 vs. San Diego
Home Runs: 1 (twice), last: June 5, 2012 vs. Texas
Runs Batted In: 2 (six times), last: June 13, 2012 at Colorado
Stolen Bases: 1 (seven times), last: June 15, 2012 vs. San Diego
Hitting Streak: 8, May 26 to June 5, 2012
Hitless Streak (At Bats): 12 (twice), last: August 21 to 27, 2011
Grand Slams: None.
Pinch-Hit Home Runs: None.
Inside-The-Park Home Runs: None.
Game Ending Home Runs: None.
Lead Off Home Runs: None.

COCO CRISP

4

OUTFIELDER

Height/Weight: 5-10 / 185 **Bats/Throws:** Switch / Right
Birthdate: November 1, 1979 **End of Season Age:** 32
Birthplace/Resides: Los Angeles, California / Rancho Mirage, California
Major League Service: 9 years, 158 days
Obtained: Re-signed as a free agent, January 5, 2012
Contract Status: First year of a two-year contract through 2013 with a club option for 2014.



POSTSEASON EXPERIENCE

Is a .281 (16-for-57) career hitter in 20 postseason games with Boston in 2007 and 2008...was a member of the Red Sox World Championship team in 2007...started each of Boston's first eight postseason games in center field in 2007, including all three games of the ALDS against Los Angeles and the first five games of the ALCS against Cleveland...went 5-for-31 (.161) in those eight games and 1-for-2

(.500) over his final games...his best, and most recent, postseason series was the 2008 ALCS against Tampa Bay when he hit .450 with two doubles and four walks in five games...had three-hit games in Games 2 and 6.

2012 HIGHLIGHTS

Batted .259 with 11 home runs, 46 RBI and a team-leading 39 stolen bases in 120 games...it was his third career 30-steal season, all of which have come in the last three years with the A's...the only other players in Oakland history with three or more 30-steal seasons are Rickey Henderson (13), Bert Campaneris (8) and Billy North (4)...the steals were second only to his career-high 49 from 2011...now has 120 stolen bases in three seasons with the A's, which ranks eighth in Oakland history...it is also fourth most in the majors over the last three years...has been successful in 120 of 136 (88.2%) stolen base attempts with the A's, which is the best mark in franchise history (min. 50 SBA)...ranked fourth in the American League in stolen bases and fifth in stolen base percentage (90.7%)...the stolen base percentage was third best in Oakland history...14 of his steals were of third base, which was second most in the AL...also ranked third in the AL in batting with runners in scoring position (.367) and tied for sixth with a career-high tying seven triples (2007 with Boston)...has a .314 (83-for-264) average with RISP in three seasons with the A's...hit 11 home runs, the third time he has reached double figures in home runs...it was the first time since 2005 when he hit a career-high 16 with Cleveland...walked 45 times, which was second best in his career to his high of 50 with Boston in 2007...his .259 batting average was second lowest in his career (.228 in 2009 with Kansas City)...batted .172 over his first 38 games through June 13...was moved to the leadoff spot in the batting order June 14 and made each of his final 78 starts batting leadoff...hit .296 in 82 games total over that span...was batting .236 with 23 runs, five doubles, two triples, three home runs, 18 RBI, 20 walks and 16 stolen bases in 60 games before the All-Star Break (.299 on-base percentage, .318 slugging percentage)...then hit .281 with 45 runs, 20 doubles, five triples, eight home runs, 28 RBI, 25 walks and 23 stolen bases in 60 games after the break (.349 on-base percentage, .511 slugging percentage)...tied for the AL lead in triples and stolen bases after the break, tied for sixth in doubles and tied for 10th in extra base hits (33)...was 10th in the AL with a .308 batting average during the day...the switch-hitter batted .265 (79-for-298) against right-handed pitching compared to .248 (39-for-157) against left-handers...all four of his caught stealings came against left-handed pitchers...his career splits are .275 (831-for-3020) against right-handed pitching compared to .270 (368-1362) against left-handers...hit .234 with the bases empty compared to .317 with runners on base...10 of his 11 home runs were solo shots...hit five home runs in 40 day games and six home runs in 80 night games...batted .321 with seven stolen bases in interleague play...tied for fourth in interleague stolen bases...has a .313 (45-for-144) average against the National League in three seasons with the A's...made 15 of his first 17 starts in left field before going on the DL May 4...then made 93 of his final 94 starts in center field following his return...overall, he made 94 starts in center field, 15 in left field and two at designated hitter...made a team-leading 81 starts batting leadoff.

ATHLETICS CAREER STOLEN BASE PERCENTAGE LEADERS

| | SB | SBA | SB% |
|--------------------------------|-----|-----|-------|
| 1. Coco Crisp (2010-12) | 120 | 136 | 88.2% |
| 2. Stan Javier (1986-95) | 103 | 120 | 85.8% |
| 3. Dick Howser (1961-63) | 56 | 67 | 83.6% |
| 4. Rajai Davis (2008-10) | 116 | 145 | 80.0% |
| Don Baylor (1976-88) | 52 | 65 | 80.0% |

(min. 50 stolen base attempts)

CONSECUTIVE STOLEN BASES, NO CAUGHT STEALING, OAKLAND A'S

- 36 **Coco Crisp, July 16, 2011-June 19, 2012**
- 28 Stan Javier, May 31-October 1, 1995
- 26 Mitchell Page, April 10-Aug. 13, 1977
- 26 Bert Campaneris, July 10-Sept. 11, 1976
- 25 Don Baylor, May 7-June 22, 1976
- 24 **Coco Crisp, July 24-Sept. 13, 2010**
- 24 Rickey Henderson, July 15-Aug. 21, 1989
- 24 Davey Lopes, July 11, 1983-June 26, 1984

OAKLAND: Was the A's 13th different Opening Day starter in left field in the last 13 years...had 203 career starts in left entering the season, but none since October 2, 2005...made his first error April 7 against Seattle...it was his first miscue since April 25, 2011, snapping a 116-game errorless streak...that streak was seventh longest by an outfielder in Oakland history...was batting .194 in 18 games when he was placed on the 15-day disabled list May 4 retroactive to May 3 with an inner ear infection...was reinstated from the DL May 21 and went 10-for-67 (.149) over his first 20 games through June 13...was moved to the leadoff spot in the batting order June 14 at Colorado and went 3-for-6 that day against the Rockies...that began a 32-game stretch from

June 14 to July 27 where he batted .346 with a .404 on-base percentage... stole three bases June 19 against Los Angeles (NL)...it was his fifth career game of three or more steals, his fourth with the A's...in Oakland history, only Rickey Henderson (45) and Bert Campaneris (10) have more three-steal games...also made his first error of the season as a center fielder in that game, snapping a 136-game errorless streak as a center fielder...was caught stealing after being picked off in the first inning June 21 against Los Angeles (NL), his first caught stealing since July 10, 2011 at Texas... that ended his Athletics record streak of 36 consecutive stolen bases without a caught stealing (caught stealing became an official stat in 1920)... broke the previous mark of 28 set by Stan Javier (May 31-Oct. 1, 1995)... led off the game with a home run June 27 at Seattle and did it again six days later against Boston July 3...also had the game-ending RBI against the Red Sox, a sacrifice fly...is the first Athletic with a leadoff home run and walk-off RBI in the same game since Rickey Henderson did it against Chicago Aug. 12, 1992...had a season-high nine-game hitting streak from July 18 to 27 (15-for-37, .405)...had his second game-ending hit July 22 against New York, a RBI single in the 12th inning off Cody Epley to complete the A's four-game sweep of the Yankees...had his third career two-homer game July 25 at Toronto...that was part of a 41-game stretch where 27 of his 44 hits were for extra bases (16 doubles, four triples, seven home runs)...batted .342 in July, which was his best single-month batting average since hitting .375 in Sept., 2008...it ranked eighth in the AL...then hit .259 in August but 17 of his 28 hits were for extra bases (11 doubles, two triples, four home runs)...tied for the AL lead in extra base hits in August, tied for second in doubles, ranked fourth in stolen bases (9) and tied for sixth in runs (21)...the 11 doubles tied for the second best August total in Oakland history and fell one short of the record of 12 set by Jason Giambi in 1999...had his second "walk-off" sacrifice fly Aug. 3 against Toronto...is the second player in Oakland history with two "walk-off" sacrifice flies in one season (Rickey Henderson, 1992)...it was his third game-ending RBI of the season and the fifth of his career...hit five of his 11 home runs over a 15-game span from Aug. 16 to Sept. 1...had a career-high tying five RBI Aug. 19 against Cleveland...it was his fifth career five RBI game...led off the game with a home run for the third time Sept. 1 against Boston...went nine consecutive games without a start from Sept. 19-27...then went 10-for-25 (.400) with nine runs, four doubles, a home run, four RBI and three steals over his final six games...led off the game with a home run Sept. 28 against Seattle...it was his eighth career leadoff home run, his sixth as an Athletic...that is third most in Oakland history behind Rickey Henderson (43) and Bert Campaneris (10)...went 4-for-5 against the Mariners the next day, matching his career high in hits (10th time).

OAKLAND A'S CAREER STOLEN BASE LEADERS

| | |
|------------|-------------------|
| 867 | Rickey Henderson |
| 398 | Bert Campaneris |
| 232 | Billy North |
| 146 | Carney Lansford |
| 144 | Reggie Jackson |
| 135 | Jose Canseco |
| 121 | Mike Davis |
| 120 | Coco Crisp |
| 116 | Rajai Davis |
| 104 | Mitchell Page |

LIFETIME PLAYING RECORD

| Year | Club | AVG. | G | AB | R | H | 2B | 3B | HR | RBI | SH | SF | HP | BB | SO | SB | CS | SLG | OBP | E |
|------------------|--------------|-------------|-------------|-------------|------------|-------------|------------|-----------|-----------|------------|-----------|-----------|----------|------------|------------|------------|-----------|-------------|-------------|-----------|
| 1999 | Johnson City | .258 | 65 | 229 | 55 | 59 | 5 | 4 | 3 | 22 | 8 | 2 | 2 | 44 | 41 | 27 | 5 | .354 | .379 | 24 |
| 2000 | New Jersey | .239 | 36 | 134 | 18 | 32 | 5 | 0 | 0 | 14 | 5 | 0 | 1 | 11 | 22 | 25 | 3 | .276 | .301 | 2 |
| | Peoria | .276 | 27 | 98 | 14 | 27 | 9 | 0 | 0 | 7 | 4 | 0 | 0 | 16 | 15 | 7 | 3 | .367 | .377 | 0 |
| 2001 | Potomac | .306 | 139 | 530 | 80 | 162 | 23 | 3 | 11 | 47 | 7 | 1 | 1 | 52 | 64 | 39 | 21 | .423 | .368 | 6 |
| 2002 | New Haven | .301 | 89 | 355 | 61 | 107 | 16 | 1 | 9 | 47 | 5 | 1 | 0 | 36 | 56 | 26 | 10 | .428 | .365 | 3 |
| | Akron | .406 | 7 | 32 | 9 | 13 | 1 | 0 | 1 | 4 | 1 | 0 | 0 | 3 | 3 | 4 | 0 | .531 | .457 | 0 |
| | CLEVELAND | .260 | 32 | 127 | 16 | 33 | 9 | 2 | 1 | 9 | 3 | 2 | 0 | 11 | 19 | 4 | 1 | .386 | .314 | 1 |
| | Buffalo | .238 | 4 | 21 | 3 | 5 | 1 | 0 | 0 | 2 | 0 | 0 | 0 | 2 | 1 | 0 | 0 | .286 | .238 | 0 |
| 2003 | Buffalo | .360 | 56 | 225 | 42 | 81 | 19 | 6 | 1 | 24 | 9 | 2 | 5 | 26 | 24 | 20 | 8 | .511 | .434 | 3 |
| | CLEVELAND | .266 | 99 | 414 | 55 | 110 | 15 | 6 | 3 | 27 | 7 | 3 | 0 | 23 | 51 | 15 | 9 | .353 | .302 | 1 |
| 2004 | CLEVELAND | .297 | 139 | 491 | 78 | 146 | 24 | 2 | 15 | 71 | 9 | 2 | 0 | 36 | 69 | 20 | 13 | .446 | .344 | 4 |
| 2005 | CLEVELAND | .300 | 145 | 594 | 86 | 178 | 42 | 4 | 16 | 69 | 13 | 5 | 0 | 44 | 81 | 15 | 6 | .465 | .345 | 5 |
| 2006 | BOSTON | .264 | 105 | 413 | 58 | 109 | 22 | 2 | 8 | 36 | 7 | 0 | 1 | 31 | 67 | 22 | 4 | .385 | .317 | 1 |
| | Pawtucket | .333 | 1 | 3 | 0 | 1 | 0 | 0 | 0 | 2 | 0 | 0 | 0 | 1 | 0 | 0 | 0 | .333 | .500 | 0 |
| 2007 | BOSTON | .268 | 145 | 526 | 85 | 141 | 28 | 7 | 6 | 60 | 9 | 5 | 1 | 50 | 84 | 28 | 6 | .382 | .330 | 1 |
| 2008 | BOSTON | .283 | 118 | 361 | 55 | 102 | 18 | 3 | 7 | 41 | 8 | 4 | 1 | 35 | 59 | 20 | 7 | .407 | .344 | 2 |
| 2009 | KANSAS CITY | .228 | 49 | 180 | 30 | 41 | 8 | 5 | 3 | 14 | 4 | 1 | 1 | 29 | 23 | 13 | 2 | .378 | .336 | 3 |
| 2010 | Stockton | .833 | 2 | 6 | 2 | 5 | 0 | 1 | 1 | 3 | 0 | 0 | 0 | 1 | 0 | 0 | 0 | 1.667 | .857 | 0 |
| | OAKLAND | .279 | 75 | 290 | 51 | 81 | 14 | 4 | 8 | 38 | 3 | 5 | 0 | 30 | 49 | 32 | 3 | .438 | .342 | 2 |
| | Sacramento | .591 | 6 | 22 | 7 | 13 | 2 | 1 | 0 | 5 | 0 | 0 | 0 | 2 | 3 | 2 | 1 | .773 | .625 | 0 |
| 2011 | OAKLAND | .264 | 136 | 531 | 69 | 140 | 27 | 5 | 8 | 54 | 4 | 6 | 1 | 41 | 65 | 49 | 9 | .379 | .314 | 1 |
| 2012 | OAKLAND | .259 | 120 | 455 | 68 | 118 | 25 | 7 | 11 | 46 | 6 | 2 | 0 | 45 | 64 | 39 | 4 | .418 | .325 | 3 |
| ML Totals | | .274 | 1163 | 4382 | 651 | 1199 | 232 | 47 | 86 | 465 | 73 | 33 | 5 | 375 | 631 | 257 | 64 | .407 | .329 | 24 |

DIVISION SERIES RECORD

| Year | Club/Opp. | AVG. | G | AB | R | H | 2B | 3B | HR | RBI | SH | SF | HP | BB | SO | SB | CS | SLG | OBP | E |
|---------------|-------------|-------------|----------|-----------|----------|----------|----------|----------|----------|----------|----------|----------|----------|----------|----------|----------|----------|-------------|-------------|----------|
| 2007 | BOS vs. LAA | .200 | 3 | 10 | 0 | 2 | 0 | 0 | 0 | 2 | 0 | 0 | 0 | 1 | 3 | 1 | 0 | .200 | .273 | 0 |
| 2008 | BOS vs. LAA | .250 | 2 | 4 | 2 | 1 | 0 | 0 | 0 | 0 | 0 | 0 | 0 | 1 | 0 | 1 | 0 | .250 | .400 | 0 |
| Totals | | .214 | 5 | 14 | 2 | 3 | 0 | 0 | 0 | 2 | 0 | 0 | 0 | 2 | 3 | 2 | 0 | .214 | .313 | 0 |

LEAGUE CHAMPIONSHIP SERIES RECORD

| Year | Club/Opp. | AVG. | G | AB | R | H | 2B | 3B | HR | RBI | SH | SF | HP | BB | SO | SB | CS | SLG | OBP | E |
|---------------|-------------|-------------|-----------|-----------|----------|-----------|----------|----------|----------|----------|----------|----------|----------|----------|----------|----------|----------|-------------|-------------|----------|
| 2007 | BOS vs. CLE | .143 | 7 | 21 | 2 | 3 | 1 | 0 | 0 | 0 | 0 | 0 | 0 | 0 | 6 | 1 | 0 | .190 | .143 | 0 |
| 2008 | BOS vs. TB | .450 | 5 | 20 | 2 | 9 | 2 | 0 | 1 | 0 | 0 | 0 | 0 | 4 | 3 | 0 | 0 | .550 | .542 | 0 |
| Totals | | .293 | 12 | 41 | 4 | 12 | 3 | 0 | 1 | 0 | 0 | 0 | 0 | 4 | 9 | 1 | 0 | .365 | .356 | 0 |

WORLD SERIES RECORD

| Year | Club/Opp. | AVG. | G | AB | R | H | 2B | 3B | HR | RBI | SH | SF | HP | BB | SO | SB | CS | SLG | OBP | E |
|------|-------------|------|---|----|---|---|----|----|----|-----|----|----|----|----|----|----|----|------|------|---|
| 2007 | BOS vs. COL | .500 | 3 | 2 | 1 | 1 | 0 | 0 | 0 | 0 | 0 | 0 | 0 | 0 | 0 | 0 | 0 | .500 | .500 | 0 |

CRISP'S CAREER HIGHS

Hits: 4 (10 times), last: September 29, 202 vs. Seattle

Home Runs: 2 (three times), July 25, 2012 at Toronto; August 24, 2011 at New York (AL); June 18, 2007 at Atlanta

Runs Batted In: 5 (five times), last: August 19, 2012 vs. Cleveland

Stolen Bases: 4, August 6, 2011 at Tampa Bay; 3 (four times), last: June 19, 2012 vs. Los Angeles (NL); 2 (24 times), last: August 8, 2012 vs. Los Angeles (AL)

Hitting Streak: 14, July 27 to August 13, 2004

Hitless Streak (At Bats): 23 (twice), last: May 21 to June 1, 2008

Grand Slams: 2, July 5, 2007 vs. Tampa Bay (J.P. Howell); July 27, 2004 vs. Detroit (Gary Knotts)

Pinch-Hit Home Runs: None

Inside-The-Park Home Runs: 1, July 4, 2005 vs. Detroit (Game 2) (Fernando Rodney)

Game Ending Home Runs: None

Lead Off Home Runs: 8, September 28, 202 vs. Seattle (Blake Beavan); September 1, 2012 vs. Boston (Felix Doubront); July 3, 2012 vs. Boston (Jon Lester); June 27, 2012 at Seattle (Kevin Millwood); April 20, 2011 vs. Boston (Clay Buchholz); September 6, 2010 vs. Seattle (Jason Vargas); August 18, 2003 vs. Tampa Bay (Rob Bell); August 6, 2003 vs. Seattle (Joel Pineiro).

JOEY DEVINE

33

RIGHT-HANDED PITCHER

Height/Weight: 6-0 / 235

Bats/Throws: Right / Right

Birthdate: September 19, 1983

End of Season Age: 29

Birthplace/Resides: Junction City, Kansas / Roswell, Georgia

Major League Service: 5 years, 69 days

Obtained: Acquired from the Atlanta Braves with Jamie Richmond for Mark Kotsay and cash considerations, January 14, 2008

Contract Status: First year of a one-year contract through 2012.



POSTSEASON EXPERIENCE

Made three appearances for Atlanta as a rookie in the 2005 NLDS against Houston...was 0-1 with a 10.80 ERA...in Game 4, he threw a scoreless 17th inning with two strikeouts before allowing Chris Burke's series-ending homer in the bottom of the 18th inning.

2012 HIGHLIGHTS

Had "Tommy John" surgery on his right elbow for the second time and missed the entire season...was placed on the 15-day disabled list March 28 retroactive to March 24...the surgery was performed by Dr. James Andrews in Pensacola, Fla., April 20...it included an ulnar collateral ligament reconstruction, an ulnar nerve transposition and a debridement of the flexor tendon...also had "Tommy John" surgery on the same elbow April 21, 2009 and missed the entire 2009 and 2010 seasons...was transferred to the 60-day DL May 15.

LIFETIME PITCHING RECORD

| Year | Club | W | L | ERA | G | GS | CG | SHO | SV | IP | H | R | ER | HR | HB | BB | IBB | SO | WP | BK |
|------------------|--------------|---------------------------|----------|-------------|-----------|----------|----------|----------|----------|-------------|-----------|-----------|-----------|----------|----------|-----------|----------|-----------|----------|----------|
| 2005 | Myrtle Beach | 0 | 0 | 0.00 | 4 | 0 | 0 | 0 | 1 | 5.0 | 0 | 0 | 0 | 0 | 1 | 3 | 0 | 7 | 0 | 0 |
| | Mississippi | 1 | 1 | 2.70 | 18 | 0 | 0 | 0 | 5 | 20.0 | 19 | 13 | 6 | 2 | 5 | 12 | 0 | 28 | 1 | 0 |
| | ATLANTA | 0 | 1 | 12.60 | 5 | 0 | 0 | 0 | 0 | 5.0 | 6 | 7 | 7 | 2 | 0 | 5 | 1 | 3 | 0 | 0 |
| | Richmond | 0 | 0 | 18.00 | 1 | 0 | 0 | 0 | 0 | 1.0 | 3 | 2 | 2 | 0 | 0 | 1 | 0 | 1 | 0 | 0 |
| 2006 | ATLANTA | 0 | 0 | 9.95 | 10 | 0 | 0 | 0 | 0 | 6.1 | 8 | 7 | 7 | 1 | 1 | 9 | 1 | 10 | 4 | 1 |
| | Richmond | 0 | 0 | 0.00 | 1 | 0 | 0 | 0 | 0 | 0.0 | 1 | 1 | 1 | 0 | 0 | 1 | 0 | 0 | 0 | 0 |
| | Myrtle Beach | 1 | 3 | 5.89 | 13 | 2 | 0 | 0 | 0 | 18.1 | 13 | 12 | 12 | 1 | 1 | 11 | 0 | 28 | 4 | 0 |
| | Mississippi | 2 | 0 | 0.82 | 6 | 0 | 0 | 0 | 0 | 11.0 | 2 | 1 | 1 | 1 | 0 | 4 | 0 | 20 | 0 | 0 |
| 2007 | Mississippi | 2 | 4 | 2.06 | 33 | 0 | 0 | 0 | 16 | 35.0 | 26 | 9 | 8 | 1 | 4 | 13 | 0 | 51 | 4 | 0 |
| | ATLANTA | 1 | 0 | 1.08 | 10 | 0 | 0 | 0 | 0 | 8.1 | 7 | 1 | 1 | 0 | 0 | 8 | 2 | 7 | 1 | 0 |
| | Richmond | 3 | 0 | 1.64 | 17 | 0 | 0 | 0 | 4 | 22.0 | 15 | 5 | 4 | 1 | 0 | 6 | 0 | 27 | 0 | 0 |
| 2008 | Sacramento | 0 | 1 | 6.75 | 4 | 2 | 0 | 0 | 0 | 4.0 | 4 | 4 | 3 | 1 | 0 | 1 | 0 | 8 | 0 | 0 |
| | OAKLAND | 6 | 1 | 0.59 | 42 | 0 | 0 | 0 | 1 | 45.2 | 23 | 7 | 3 | 0 | 0 | 15 | 2 | 49 | 0 | 0 |
| 2009 | OAKLAND | (Injured — did not pitch) | | | | | | | | | | | | | | | | | | |
| 2010 | OAKLAND | (Injured — did not pitch) | | | | | | | | | | | | | | | | | | |
| 2011 | Sacramento | 4 | 0 | 4.24 | 23 | 0 | 0 | 0 | 3 | 23.1 | 15 | 12 | 11 | 2 | 5 | 9 | 0 | 35 | 3 | 0 |
| | OAKLAND | 1 | 1 | 3.52 | 26 | 0 | 0 | 0 | 0 | 23.0 | 18 | 9 | 9 | 0 | 2 | 11 | 0 | 20 | 0 | 0 |
| 2012 | OAKLAND | (Injured — did not pitch) | | | | | | | | | | | | | | | | | | |
| AL Totals | | 7 | 2 | 1.57 | 68 | 0 | 0 | 0 | 1 | 68.2 | 41 | 16 | 12 | 0 | 2 | 26 | 2 | 69 | 0 | 0 |
| NL Totals | | 1 | 1 | 6.86 | 25 | 0 | 0 | 0 | 0 | 19.2 | 21 | 15 | 15 | 3 | 1 | 22 | 4 | 20 | 5 | 1 |
| ML Totals | | 8 | 3 | 2.75 | 93 | 0 | 0 | 0 | 1 | 88.1 | 62 | 31 | 27 | 3 | 3 | 48 | 6 | 89 | 5 | 1 |

DIVISION SERIES RECORD

| Year | Club/Opp. | W | L | ERA | G | GS | CG | SHO | SV | IP | H | R | ER | HR | HB | BB | IBB | SO | WP | BK |
|------|-------------|---|---|-------|---|----|----|-----|----|-----|---|---|----|----|----|----|-----|----|----|----|
| 2005 | ATL vs. HOU | 0 | 1 | 10.80 | 3 | 0 | 0 | 0 | 0 | 1.2 | 3 | 2 | 2 | 1 | 1 | 1 | 1 | 3 | 0 | 0 |

DEVINE'S CAREER BESTS

Low Hit Complete Game: None
Innings Pitched: 2.0 (three times), last: May 23, 2008 vs. Boston
Strikeouts: 3 (four times), last: June 16, 2011 vs. Kansas City
Longest Winning Streak: 5, September 22, 2007 to August 28, 2008
Longest Losing Streak: 1 (three times), last: June 3, 2011
Longest Scoreless Streak: 16.1, September 5, 2008 to June 1, 2011

JOSH DONALDSON

20



CATCHER

Height/Weight: 6-0 / 221 **Bats/Throws:** Right / Right
Birthdate: December 8, 1985 **End of Season Age:** 26
Birthplace/Resides: Pensacola, Florida / Daphene, Alabama
Major League Service: 158 days
Obtained: Acquired from the Chicago Cubs with pitcher Sean Gallagher, infielder Eric Patterson and outfielder Matt Murton for pitchers Rich Harden and Chad Gaudin, July 8, 2008
Contract Status: First year of a one-year contract through 2012

POSTSEASON EXPERIENCE

Has never appeared in the postseason.

2012 HIGHLIGHTS

Was moved from catcher to third base following the injury to Scott Sizemore at the start of Spring Training and made the A's Opening Day roster as a third baseman...batted .153 with one home run and seven RBI in 28 games over two stints with the A's prior to the All-Star Break...returned in mid-August to hit .290 with 11 doubles, eight home runs and 26 RBI over his final 47 games...had a .241 batting average in 75 games overall...added 16 doubles, which was fourth most among American League rookies...also ranked sixth among rookies in home runs (9) and tied for seventh in RBI (33)...batted .246 with five home runs in 191 at bats against right-handed pitching compared to .229 with four home runs in 83

at bats against left-handers...hit six of his nine home runs on the road...his average improved to .296 with runners in scoring position...made 71 starts at third base and three at catcher...also appeared in one game at first base...committed 12 errors as a third baseman for a .945 fielding percentage...hit in every spot in the order except first, third and fourth...batted .322 in 22 games hitting seventh and .232 in 35 games from the six spot.

OAKLAND: Was on the A's Opening Day roster but hit just .094 with 13 strikeouts in nine games before he was optioned to Sacramento April 23...made his first start of the season March 29 against Seattle in Tokyo at third base...it was his Major League debut at third as his ML experience prior to this season included seven games at catcher and two at first base...had 53 minor league games at third including 27 at Sacramento in 2011...made nine starts, all at third base, during his first stint...was recalled for his second stint May 12 and hit .182 with one home run and six RBI in 19 games before he was optioned to Sacramento a second time June 21...started 15 of the A's first 18 games at third base following his return...doubled in the eighth inning May 14 at Los Angeles (AL) to snap a career-high tying 0-for-17 streak (May 1-13, 2010)...went 3-for-4 with two doubles, a home run and five RBI May 18 at San Francisco...it was his first career three-hit game...the doubles and RBI were career-highs...drew his first walk of the season June 13 at Colorado, snapping a streak of 30 consecutive games without a walk dating back to 2010...that was the longest streak by an Athletic since Scott Hemond had a 31-game streak from May 3 to July 2, 1994...it was his first walk since Sept. 19, 2010 at Minnesota...made the final three starts of his second stint with the A's at catcher after Brandon Inge returned from the DL May 28...was optioned to Sacramento June 21 when Derek Norris was recalled...returned for a third time Aug. 14 when Inge went on the DL again and started 47 of the A's final 48 games at third base...hit .415 with a home run and seven RBI in his first 11 games following his return...had a career-high six-game hitting streak from Aug. 17 to 22 (12-for-25, .480)...went 4-for-4 against Cleveland Friday Aug. 17, his first career four-hit game...went 16-for-41 (.390) with six doubles, two home runs and 14 RBI on Fridays...batted .215 with 10 doubles, seven home runs and 19 RBI on all other days of the week...homered in three straight games Aug. 29-31, the first time he has homered in consecutive games in his career...the streak ended Sept. 2 against Boston but he homered the next day against Los Angeles (AL)...walked twice Aug. 30 at Cleveland, his only career multi-walk game...matched his career-high with a six-game hitting streak from Sept. 7 to 12 (8-for-21, .381).

SACRAMENTO: Batted .335 with 13 home runs and 45 RBI in 51 games with Sacramento...added 23 walks for a .402 on-base percentage...slugged .598...hit .366 (53-for-145) against right-handed pitching compared to .266 (17-for-64) against left-handers...batted .382 on the road, .347 when leading off an inning and .310 with runners in scoring position...however, hit .182 with RISP and two outs...had a .406 average with the bases empty compared to .262 with runners on base...batted .462 with five home runs in nine day games, .306 with eight home runs in 42 night games...had a .446 batting average in the fourth through sixth innings...appeared in 26 games at third base, 22 at catcher and one each at second base, shortstop and left field...committed two errors as a third baseman for a .966 fielding percentage...tossed out 6 of 20 (30.0%) attempted base stealers...also hit .357 in three games at designated hitter...hit safely in each of his first eight games with Sacramento following his option from Oakland April 23, his longest hitting streak of the season...went 14-for-29 (.483) with four home runs and 13 RBI during the streak...had seven straight games with an RBI from April 28 to May 5 (13 RBI total)...was named Pacific Coast League Batter of the Week for the week of April 30-May 6 after going 11-for-19 (.579) with seven runs, one double, two home runs and nine RBI...was batting .447 with five home runs and 14 RBI in 13 games when he was recalled by Oakland May 12...returned June 23 and had season-highs in hits (4) and RBI (5) June 25 at Las Vegas...had a grand slam July 1 against Colorado Springs...had three straight multiple hit games from July 4-6 at Fresno (9-for-15, .600), including a two-home run, five-RBI performance on the 4th...was batting .400 on July 7 but then went 28-for-104 (.269) over his final 25 games at Triple-A.

LIFETIME PLAYING RECORD

| Year | Club | AVG. | G | AB | R | H | 2B | 3B | HR | RBI | SH | SF | HP | BB | SO | SB | CS | SLG | OBP | E |
|----------------------------|------------|-------------|------------|-------------|------------|------------|------------|----------|-----------|------------|----------|-----------|-----------|------------|------------|-----------|-----------|-------------|-------------|-----------|
| 2007 | AZL Cubs | .182 | 4 | 11 | 1 | 2 | 2 | 0 | 0 | 0 | 0 | 0 | 0 | 2 | 4 | 0 | 1 | .364 | .308 | 1 |
| | Boise | .346 | 49 | 162 | 37 | 56 | 11 | 2 | 9 | 35 | 0 | 1 | 2 | 37 | 34 | 6 | 2 | .605 | .470 | 4 |
| 2008 | Peoria | .217 | 63 | 235 | 27 | 51 | 13 | 0 | 6 | 23 | 0 | 0 | 2 | 17 | 41 | 7 | 1 | .349 | .276 | 8 |
| | Stockton | .330 | 47 | 188 | 37 | 62 | 13 | 2 | 9 | 39 | 0 | 0 | 2 | 17 | 29 | 0 | 2 | .564 | .391 | 10 |
| 2009 | Midland | .270 | 124 | 455 | 67 | 123 | 37 | 1 | 9 | 91 | 3 | 2 | 1 | 80 | 92 | 7 | 2 | .415 | .379 | 20 |
| 2010 | Sacramento | .238 | 86 | 294 | 52 | 70 | 14 | 1 | 18 | 67 | 0 | 7 | 2 | 45 | 79 | 3 | 1 | .476 | .336 | 9 |
| | OAKLAND | .156 | 14 | 32 | 1 | 5 | 1 | 0 | 1 | 4 | 0 | 0 | 0 | 2 | 12 | 0 | 0 | .281 | .206 | 2 |
| 2011 | Sacramento | .261 | 115 | 444 | 79 | 116 | 28 | 0 | 17 | 70 | 0 | 2 | 6 | 51 | 100 | 13 | 4 | .439 | .344 | 20 |
| 2012 | OAKLAND | .241 | 75 | 274 | 34 | 66 | 16 | 0 | 9 | 33 | 0 | 1 | 5 | 14 | 61 | 4 | 1 | .398 | .289 | 13 |
| | Sacramento | .335 | 51 | 209 | 38 | 70 | 12 | 2 | 13 | 45 | 0 | 1 | 1 | 23 | 34 | 5 | 2 | .598 | .402 | 5 |
| ML Totals | | .232 | 89 | 306 | 35 | 71 | 17 | 0 | 10 | 37 | 0 | 1 | 5 | 16 | 73 | 4 | 1 | .386 | .280 | 15 |
| Minor League Totals | | .275 | 539 | 1998 | 338 | 550 | 130 | 8 | 81 | 370 | 3 | 13 | 16 | 272 | 413 | 41 | 15 | .470 | .365 | 77 |

DONALDSON'S CAREER BESTS

Hits: 4, August 17, 2012 vs. Cleveland

Home Runs: 1 (10 times), last: September 29, 2012 vs. Seattle

Runs Batted In: 5, May 18, 2012 at San Francisco

Stolen Bases: 1 (four times), last: September 20, 2012 at Detroit

Hitting Streak: 6 (twice), last: September 7 to 12, 2012

Hitless Streak (At Bats): 17 (twice), last: April 13 to May 14, 2012

Grand Slams: None

Pinch-Hit Home Runs: None.

Inside-The-Park Home Runs: None.

Game Ending Home Runs: None.

Lead Off Home Runs: None.

SEAN DOOLITTLE

62



LEFT-HANDED PITCHER

Height/Weight: 6-3 / 212

Bats/Throws: Left / Left

Birthdate: September 26, 1986

End of Season Age: 26

Birthplace/Resides: Rapid City, South Dakota / Tabernacle, New Jersey

Major League Service: 122 days

Obtained: Selected as a compensation pick following the first round (41st selection overall) of the 2007 First-Year Player Draft

Contract Status: First year of a one-year contract through 2012

POSTSEASON EXPERIENCE

Has never appeared in the postseason.

2012 HIGHLIGHTS

Was converted to pitcher late in 2011 and had just one professional appearance on the mound entering the season...appeared in six games at Single-A Stockton, eight at Double-A Midland and two at Triple-A Sacramento before he was promoted to Oakland June 4...spent the rest of the season with the A's and was 2-1 with a save and a 3.04 ERA in 44 appearances in his Major League debut...struck out 60 batters in just 47.1 innings, an average of 11.41 per nine innings...that was the third best average in Athletics history among pitchers with 40 or more innings...walked just 11 batters for a strikeout-to-walk ratio of 5.45...that was 10th best in Athletics history, using the 40 inning minimum...had more strikeouts than innings pitched in 23 of his 44 outings...allowed a .227 opponents batting average, including .195 (22-for-113) against right-handed hitters compared to .286 (18-for-63) against left-handers...yielded 10 of his 14 extra base hits to lefties for a .476 slugging percentage...righties slugged just .265...opponents batted .186 with the bases empty compared to .284 with runners on base ...al-

ATHLETICS MOST STRIKEOUTS PER NINE INNINGS

| | |
|--------------|-----------------------------|
| 12.79 | Octavio Dotel, 2004 |
| 11.67 | Michael Wuertz, 2009 |
| 11.41 | Sean Doolittle, 2012 |
| 11.34 | Huston Street, 2007 |
| 10.75 | Rich Harden, 2008 |

Minimum 40.0 innings

lowed just 3 of 22 (13.6%) inherited runners to score, including only 1 of his last 19...first batters faced were 11-for-42 (.262) with two walks...posted a 2.19 ERA in 23 appearances in Oakland, 3.97 in 21 games on the road...had a 2.73 ERA in 31 night games, 3.77 in 13 day games.

OAKLAND: Was recalled from Triple-A Sacramento June 4 and made his Major League debut June 5 against Texas (1.1 ip, 3 so)...struck out the first three batters he faced...the last A's pitcher to strike out the first three batters he faced in his career was Blake Stein May 10, 1998 against Chicago...fanned one or more in each of his first nine outings through July 2...had 21 strikeouts in 12.2 innings over that career-opening stretch (14.92 per nine innings)...including June 10 at Arizona when he struck out a career-high five in 2.0 innings...recorded his first ML win and blown save June 16 against San Diego...relieved Tyson Ross to start the seventh inning with the A's leading 3-2...allowed a two-run double to Venable but the A's came back with three in the bottom of the seventh for the win...then did not allow a run in each of his next 10 outings for a career-high 13.1-inning scoreless streak from June 22 to July 21...held the opposition to a .191 batting average over that stretch...tossed a career-high 2.1 innings July 2 against Boston and retired all seven batters that he faced...capped his scoreless streak by earning his first ML save July 21 against New York...had to get through Alex Rodriguez, Robinson Cano, Mark Teixeira and pinch hitter Andruw Jones to do it...the four Yankees had a combined 1,574 career home runs...after allowing a leadoff single to Rodriguez he struck out each of the next three batters to preserve the A's 2-1 win...that lowered his season ERA to 1.86 but he surrendered a career-high four runs in 0.2 innings in his next outing July 26 at Toronto...that began a four-game stretch through Aug. 2 where he allowed seven runs on six hits in 3.0 innings (21.00 ERA)...then had a streak of 10 consecutive games without allowing an earned run from Aug. 3 to Sept. 2 (9.1 ip, 9 h, 2 r, 2 bb, 14 so)...posted a 1.04 ERA in 10 outings in August...allowed his first home run of the season Sept. 12 at Los Angeles, a solo shot by Pujols to lead off the bottom of the ninth...it snapped a career-opening 33-game, 36.0-inning, 149-batter homerless streak...surrendered three home runs over his final 11 games and 11.1 innings...was tagged with the first loss of his career Sept. 21 at New York after allowing a "walk-off" home run to Martin in the 10th inning.

MINORS: Combined to post a 0.72 ERA and .096 opponents batting average in 16 relief appearances with Stockton, Midland and Sacramento...struck out 48 in 25.0 innings, an average of 17.28 per nine innings...walked just seven for a strikeout to walk ratio of 6.86...did not allow a home run...converted 1-of-3 save opportunities and allowed 2-of-6 (33.3%) inherited runners to score...his opponents batting average included a .085 (5-for-59) mark against right-handed hitters compared to .125 (3-for-24) against left-handers...opponents were 1-for-51 (.019) with the bases empty compared to 7-for-32 (.219) with runners on...including 5-for-15 (.333) with runners in scoring position...allowed a .050 (1-for-20) batting average with three walks (.174 on-base percentage) to hitters leading off an inning...struck out two or more batters in 15 of his 16 outings...had none in the other outing, May 2 against Corpus Christi, but faced just one batter...tossed at least one inning 16 times, including a season-high 2.0 innings seven times...began the season at Stockton and had a season-high four strikeouts four times...had a 0.87 ERA in six games before he was promoted to Midland April 26...recorded his first professional save May 20 against Corpus Christi (2.0 ip, 1 h, 1 r, 1 bb, 4 so)...posted a 0.82 ERA in eight outings with the Rock-Hounds...was promoted to Sacramento May 27 and did not allow a run in two appearances (3.1 ip)...fanned four batters in each outing.

LIFETIME PITCHING RECORD

| Year | Club | W | L | ERA | G | GS | CG | SHO | SV | IP | H | ER | HR | HB | BB | IBB | SO | WP | BK |
|------|----------------------------|----------|----------|-------------|-----------|----------|----------|----------|----------|-------------|-----------|-----------|-----------|----------|----------|-----------|----------|-----------|----------|
| 2011 | Arizona A's | 0 | 0 | 9.00 | 1 | 0 | 0 | 0 | 0 | 1.0 | 0 | 1 | 1 | 0 | 1 | 0 | 2 | 0 | 0 |
| 2012 | Stockton | 0 | 0 | 0.87 | 6 | 0 | 0 | 0 | 0 | 10.1 | 5 | 2 | 1 | 0 | 2 | 2 | 0 | 21 | 0 |
| | Midland | 0 | 0 | 0.82 | 8 | 0 | 0 | 0 | 1 | 11.0 | 2 | 2 | 1 | 0 | 1 | 4 | 0 | 19 | 0 |
| | Sacramento | 0 | 0 | 0.00 | 2 | 0 | 0 | 0 | 0 | 3.2 | 1 | 0 | 0 | 0 | 0 | 1 | 0 | 8 | 0 |
| | OAKLAND | 2 | 1 | 3.04 | 44 | 0 | 0 | 0 | 1 | 47.1 | 40 | 18 | 16 | 3 | 0 | 11 | 1 | 60 | 0 |
| | ML Totals | 2 | 1 | 3.04 | 44 | 0 | 0 | 0 | 1 | 47.1 | 40 | 18 | 16 | 3 | 0 | 11 | 1 | 60 | 0 |
| | Minor League Totals | 0 | 0 | 1.04 | 17 | 0 | 0 | 0 | 1 | 26.0 | 8 | 5 | 3 | 0 | 3 | 8 | 0 | 50 | 0 |

LIFETIME PLAYING RECORD

| Year | Club | AVG. | G | AB | R | H | 2B | 3B | HR | RBI | SH | SF | HP | BB | SO | SB | CS | SLG | OBP | E |
|----------------------------|-------------|--------------------------|------------|------------|------------|------------|-----------|----------|-----------|------------|----------|----------|----------|------------|------------|----------|----------|-------------|-------------|-----------|
| 2007 | Vancouver | .283 | 13 | 46 | 6 | 13 | 3 | 0 | 0 | 4 | 0 | 0 | 2 | 9 | 10 | 0 | 0 | .348 | .421 | 1 |
| | Kane County | .233 | 55 | 193 | 23 | 45 | 10 | 0 | 4 | 29 | 0 | 3 | 2 | 24 | 40 | 1 | 0 | .347 | .320 | 3 |
| 2008 | Stockton | .305 | 86 | 334 | 64 | 102 | 25 | 3 | 18 | 61 | 0 | 4 | 0 | 46 | 99 | 7 | 3 | .560 | .385 | 4 |
| | Midland | .254 | 51 | 201 | 25 | 51 | 15 | 0 | 4 | 30 | 0 | 1 | 0 | 17 | 54 | 1 | 1 | .388 | .311 | 7 |
| 2009 | Sacramento | .267 | 28 | 105 | 17 | 28 | 5 | 1 | 4 | 14 | 0 | 0 | 1 | 15 | 23 | 0 | 1 | .448 | .364 | 0 |
| 2010 | Sacramento | (Injured — Did not play) | | | | | | | | | | | | | | | | | | |
| Minor League Totals | | .272 | 233 | 879 | 135 | 239 | 58 | 4 | 30 | 138 | 0 | 8 | 5 | 111 | 226 | 9 | 5 | .449 | .354 | 15 |

DOOLITTLE'S CAREER BESTS

Low Hit Complete Game: None

Innings Pitched: 2.1, July 2, 2012 vs. Boston

Strikeouts: 5, June 10, 2012 at Arizona

Longest Winning Streak: 1 (twice), last: September 30, 2012 to present

Longest Losing Streak: 1, September 21, 2012

Longest Scoreless Streak: 13.1, June 22 to July 21, 2012

STEPHEN DREW

5

INFIELDER

Height/Weight: 6-0 / 190

Bats/Throws: Left / Right

Birthdate: March 16, 1983

End of Season Age: 29

Birthplace/Resides: Hahira, Georgia / Valdosta, Georgia

Major League Service: 6 years, 79 days

Obtained: Acquired from the Arizona Diamondbacks for minor league infielder Sean Jamieson and a PTBNL or cash considerations, August 20, 2012

Contract Status: Second year of a two-year contract through 2012 with a mutual option for 2013.

POSTSEASON EXPERIENCE

Started all of Arizona's seven postseason games in 2007 at shortstop and hit safely in each contest...batted .387 (12-for-31) with six runs, a double, triple, two home runs and four RBI...went 7-for-14 (.500) with all of his extra base hits and RBI in three NLDS games against Chicago...had two hits in Games 1 and 2 and then went 3-for-5 with a double and a home run in Game 3...batted .294 (5-for-17) in four NLCS games when the Diamondbacks were swept by Colorado.

2012 HIGHLIGHTS

Was acquired from Arizona Aug. 20 and batted .250 with five home runs and 16 RBI in 39 games with the A's after hitting .193 with two home runs and 12 RBI in 40 games with the Diamondbacks...combined for a .223 batting average in 79 games overall after missing the first 73 games of the season recovering from a broken ankle...the batting average was a career-low, as was his .309 on-base percentage and .348 slugging percentage...also had career-lows in hits (64), triples (1) and stolen bases (1) and matched his low in doubles (13)...hit .282 with seven of his 13 doubles and three of his seven home runs when leading off an inning...including .333 with the A's...batted .234 (47-for-201) against right-handed pitching compared to .198 (17-for-86) against left-handers...hit four home runs in 16 games in Oakland and three home runs in 63 games in all other ballparks...had a .171 batting average with runners in scoring position and two outs...was 4-for-6 (.667) with the bases loaded...started 39 of the A's final 41 games at shortstop after reporting to Oakland Aug. 21...committed five errors for a .967 fielding percentage...made three errors in 36 starts at short with Arizona and had a career-low .972 fielding percentage in 68 games overall...went 1-for-3 (.333) with a double and RBI as a pinch hitter...is now 10-for-24 (.417) with three doubles, a home run, three RBI and four walks in his career in the pinch..

OAKLAND: Was acquired by the A's from Arizona for minor league infielder Sean Jamieson Aug. 20 and reported to Oakland the next day...went hitless in his first seven at bats before singling off Alex Cobb Aug. 23 at Tampa Bay for his first hit with the A's...that snapped a career-high 0-for-22 streak dating back to Aug. 14...hit his first home run as an Athletic Sept. 2 against Boston, a solo shot off Matsuzaka...also doubled and singled that day before going 5-for-34 (.147) over his next 10 games from Sept. 3

to 14...then went 20-for-57 (.351) with four home runs and nine RBI over his final 13 games...snapped a 0-for-16 streak by homering in back-to-back games Sept. 15 and 16 against Baltimore...had a season-best eight-game hitting streak from Sept. 21 to 28 (15-for-35, .429)...collected a pair of four-hit games over a five-game stretch on the A's final road trip of the season...went 4-for-8 with a double, home run, RBI and a career-high tying three runs scored in the A's 14-inning, 10-9 loss at New York Sept. 22...went 4-for-5 in a 9-3 win at Texas Sept. 26...it was his 12th career game of four or more hits.

ARIZONA: Began the season on the 15-day disabled list as he continued to recover from July 21, 2011 surgery on a fractured right ankle...began a rehab assignment with Triple-A Reno June 7 and hit .250 (9-for-36) with a double, triple, two home runs, four walks and six runs scored in nine games before he was transferred to Double-A Mobile June 24...went 1-for-5 with four walks in two games with the BayBears...was reinstated from the DL June 27 after missing the first 73 games of the season and 137 over that last two years...went 1-for-4 in a start at shortstop June 27 at Atlanta, his first Major League game since July 20, 2011...started 36 of Arizona's 48 games at short before he was traded to the A's Aug. 20...hit .179 over his first nine games before going 11-for-44 (.250) over a 12-game stretch from July 13 to 27...hit his first two home runs of the season in back-to-back games Aug. 5 at Philadelphia and Aug. 7 at Pittsburgh...that snapped a 41-game homerless streak dating back to his last home run on June 29, 2011 against Cleveland...matched his career-high with three runs scored Aug. 8 at Pittsburgh and was batting .226 at the conclusion of play that day...then went 2-for-29 (.069) over his final nine games with Arizona.

LIFETIME PLAYING RECORD

| Year | Club | AVG. | G | AB | R | H | 2B | 3B | HR | RBI | SH | SF | HP | BB | SO | SB | CS | SLG | OBP | E |
|------------------|---------------|-------------|------------|-------------|------------|------------|------------|-----------|-----------|------------|-----------|-----------|-----------|------------|------------|-----------|-----------|-------------|-------------|-----------|
| 2005 | Camden (Ind.) | .427 | 19 | 82 | 17 | 35 | 8 | 3 | 4 | 18 | 0 | 1 | 1 | 8 | 18 | 0 | 0 | .744 | .484 | - |
| | Lancaster | .389 | 38 | 149 | 33 | 58 | 16 | 3 | 10 | 39 | 0 | 0 | 2 | 26 | 25 | 1 | 1 | .738 | .486 | 8 |
| | Tennessee | .218 | 27 | 101 | 11 | 22 | 5 | 0 | 4 | 13 | 0 | 0 | 0 | 12 | 24 | 2 | 3 | .386 | .301 | 8 |
| 2006 | Tucson | .284 | 83 | 342 | 55 | 97 | 16 | 3 | 13 | 51 | 7 | 1 | 0 | 33 | 50 | 3 | 3 | .462 | .340 | 15 |
| | ARIZONA | .316 | 59 | 209 | 27 | 66 | 13 | 7 | 5 | 23 | 1 | 2 | 0 | 14 | 50 | 2 | 0 | .517 | .357 | 5 |
| 2007 | ARIZONA | .238 | 150 | 543 | 60 | 129 | 28 | 4 | 12 | 60 | 8 | 5 | 3 | 60 | 100 | 9 | 0 | .370 | .313 | 17 |
| 2008 | ARIZONA | .291 | 152 | 611 | 91 | 178 | 44 | 11 | 21 | 67 | 7 | 3 | 1 | 41 | 109 | 3 | 3 | .502 | .333 | 14 |
| 2009 | ARIZONA | .261 | 135 | 533 | 71 | 139 | 29 | 12 | 12 | 65 | 7 | 5 | 1 | 49 | 87 | 5 | 1 | .428 | .320 | 11 |
| | Reno | .333 | 2 | 9 | 0 | 3 | 0 | 1 | 0 | 1 | 0 | 0 | 0 | 0 | 1 | 0 | 0 | .556 | .333 | 1 |
| 2010 | ARIZONA | .278 | 151 | 565 | 83 | 157 | 33 | 12 | 15 | 61 | 1 | 2 | 3 | 62 | 108 | 10 | 5 | .458 | .352 | 10 |
| 2011 | ARIZONA | .252 | 86 | 321 | 44 | 81 | 21 | 5 | 5 | 45 | 1 | 1 | 1 | 30 | 74 | 4 | 4 | .396 | .317 | 7 |
| 2012 | Reno | .250 | 9 | 36 | 6 | 9 | 1 | 1 | 2 | 5 | 0 | 0 | 0 | 4 | 6 | 0 | 0 | .500 | .325 | 0 |
| | Mobile | .200 | 2 | 5 | 0 | 1 | 0 | 0 | 0 | 0 | 0 | 0 | 0 | 4 | 1 | 0 | 0 | .200 | .556 | 0 |
| | ARIZONA | .193 | 40 | 135 | 17 | 26 | 8 | 1 | 2 | 12 | 0 | 1 | 0 | 19 | 35 | 0 | 1 | .311 | .290 | 3 |
| | OAKLAND | .250 | 39 | 152 | 21 | 38 | 5 | 0 | 5 | 16 | 0 | 2 | 0 | 18 | 41 | 1 | 1 | .382 | .326 | 5 |
| AL Totals | | .250 | 39 | 152 | 21 | 38 | 5 | 0 | 5 | 16 | 0 | 2 | 0 | 18 | 41 | 1 | 1 | .382 | .326 | 5 |
| NL Totals | | .266 | 773 | 2917 | 393 | 776 | 176 | 52 | 72 | 333 | 18 | 26 | 25 | 275 | 563 | 33 | 14 | .436 | .328 | 67 |
| ML Totals | | .265 | 812 | 3069 | 414 | 814 | 181 | 52 | 77 | 349 | 18 | 28 | 25 | 293 | 604 | 34 | 15 | .433 | .328 | 72 |

DIVISION SERIES RECORD

| Year | Club/Opp | AVG. | G | AB | R | H | 2B | 3B | HR | RBI | SH | SF | HP | BB | SO | SB | CS | SLG | OBP | E |
|------|-------------|------|---|----|---|---|----|----|----|-----|----|----|----|----|----|----|----|-------|------|---|
| 2007 | ARI vs. CHC | .500 | 3 | 14 | 4 | 7 | 1 | 1 | 2 | 4 | 0 | 0 | 0 | 0 | 5 | 1 | 0 | 1.143 | .500 | 0 |

LEAGUE CHAMPIONSHIP SERIES RECORD

| Year | Club/Opp | AVG. | G | AB | R | H | 2B | 3B | HR | RBI | SH | SF | HP | BB | SO | SB | CS | SLG | OBP | E |
|------|-------------|------|----|----|---|---|----|----|----|-----|----|----|----|----|----|----|----|------|------|---|
| 2007 | ARI vs. COL | .294 | 24 | 17 | 2 | 5 | 0 | 0 | 0 | 0 | 0 | 0 | 0 | 1 | 2 | 0 | 0 | .294 | .333 | 0 |

DREW'S CAREER BESTS

Hits: 5, September 1, 2008 vs. St. Louis; 4 (11 times), last: September 26, 2012 at Texas

Home Runs: 2, August 25, 2010 at San Diego

Runs Batted In: 5, April 28, 2011 vs. Chicago (NL)

Stolen Bases: 1 (34 times), last: August 25, 2012 at Tampa Bay

Hitting Streak: 17, July 29 to August 15, 2008

Hitless Streak (At Bats): 22, August 14 to 23, 2012

Grand Slams: 1, April 28, 2011 vs. Chicago (NL) (Ryan Dempster)

Pinch-Hit Home Runs: 1, April 25, 2007 vs. San Diego (Trevor Hoffman)

Inside-The-Park Home Runs: 1, September 30, 2006 vs. San Diego (Cla Meredith)

Game Ending Home Runs: 1, April 25, 2007 vs. San Diego (Trevor Hoffman)

Lead Off Home Runs: 6, September 29, 2010 at San Francisco (Tim Lincecum); September 22, 2010 at Colorado (Ubaldo Jimenez); August 25, 2010 at San Diego (Wade LeBlanc); August 18, 2009 at Philadelphia (Pedro Martinez); August 24, 2008 vs. Florida (Ricky Nolasco); August 8, 2008 vs. Atlanta (Jorge Campillo)

PEDRO FIGUEROA

65

LEFT-HANDED PITCHER

Height/Weight: 6-0 / 214

Bats/Throws: Left / Left

Birthdate: November 23, 1985


End of Season Age: 26

Birthplace/Resides: Santo Domingo, Dominican Republic / Santo Domingo, Dominican Republic

Major League Service: 77 days

Obtained: Signed as a non-drafted free agent, November 20, 2003

Contract Status: First year of a one-year contract through 2012.



POSTSEASON EXPERIENCE

Has never appeared in the postseason.

2012 HIGHLIGHTS

Made his Major League debut with the A's and had five separate stints with the club in his first full professional season since June, 2010 "Tommy John" surgery...posted a 3.32 ERA and held the opposition to a .216 batting average in 19 relief appearances...however, issued 15 walks in 21.2 innings for a .348 opponents on-base percentage...struck out just 14 for a strikeout to walk ratio of 0.93...opponents grounded into six double plays...his opponents batting average included a .179 (5-for-28) mark against left-handed hitters compared to .239 (11-for-46) against right-handers...allowed all three of his extra base hits (one double, two home runs) and issued 13 of his 15 walks to right-handers...had a .233 on-base percentage and .179 slugging percentage against lefties compared to .407 and .391 against righties...allowed a .120 average with runners in scoring position...opponents were 0-for-8 with RISP and two outs...had a 1.50 ERA and .189 opponents batting average in nine appearances before the All-Star Break...logged a 5.59 ERA and .243 opponents average in eight games after the break...opponents were 16-for-56 (.286) with 10 walks over his first 15 pitches in a game, 0-for-18 with five walks after that...allowed 2-of-12 (16.7%) inherited runners to score...first batters faced were 4-for-18 (.222) with a walk...had a 2.45 ERA and .167 opponents batting average in 11 games at home compared to a 5.14 ERA and .308 opponents average in eight games on the road...posted a 0.77 ERA and .189 opponents average in 10 night games, a 6.30 ERA and .243 opponents average in nine day games.

OAKLAND: Was recalled for the first time April 21 and made his Major League debut that night against Cleveland...tossed a scoreless ninth inning and his only base runner (Cunningham walk) was erased on a double play...did not allow a run in his first four appearances (4.2 ip)...walked a season-high three batters in 1.0 inning May 18 against San Francisco...had nine walks in 9.0 innings to go with a 2.00 ERA over his first eight appearances before he was optioned to Sacramento May 22...returned to Oakland June 17 and tossed a season-high 3.0 scoreless innings that day against San Diego before he was optioned back to Sacramento June 21...was recalled a third time July 13 when Jim Miller went on the paternity list but was optioned back to Sacramento July 16 without appearing in a game...his fourth stint began Aug. 5 and he did not allow a run over two appearances (3.0 ip, 1 h, 2 bb, 3 so) before he

was sent back to Sacramento Aug. 7...returned to Oakland for good Aug. 31 and posted an 8.10 ERA and .296 opponents batting average over his final eight games...allowed a season-high three runs in 0.2 innings Sept. 3 against Los Angeles...also allowed three runs on a season-high three hits Sept. 22 at New York (AL) without retiring a batter...struck out a season-high three batters in his final outing Sept. 29 against Seattle.

SACRAMENTO: Was 0-2 with a save and a 2.62 ERA in 32 relief appearances with Sacramento in his Triple-A debut...his games pitched were a career-high as he pitched exclusively in relief for the first time in his career...surrendered just one home run in 44.2 innings...allowed a .212 opponents batting average, including .190 (12-for-63) against left-handed hitters compared to .225 (23-for-102) against right-handers...opponents hit .195 with two walks (.267 on-base percentage) when leading off an inning...yielded a .190 batting average with runners in scoring position and two outs...posted a 1.25 ERA and .151 opponents batting average in 16 games at home compared to a 3.91 ERA and .261 opponents average in 16 appearances on the road...combined for a 1.08 ERA in the eighth and ninth innings...had a 4.58 ERA in all other innings...allowed 1 of 7 (14.3%) inherited runners to score...was charged with three blown saves...tossed at least one inning in 27 of his 32 appearances, including two or more 14 times...did not allow a run in five appearances (7.0 ip) before he was recalled by Oakland for the first time April 21...extended his Triple-A season-opening scoreless streak to 14.0 innings before allowing two runs in back-to-back games June 9 at Colorado Springs and June 12 at Fresno...had a 1.96 ERA in 12 games when he was called up by Oakland again June 17...optioned June 21 and allowed just one run over his next eight outings (8.0 ip, 1.13 ERA) before joining the A's for a three-game stay from July 13-15...allowed a season-high three runs in 1.2 innings at Tacoma July 17 in his first game back...surrendered his only home run in that game...struck out a season-high tying three batters July 20 against Tucson...was credited with his only save of the season July 31 at Reno when he retired the side in order in the ninth inning...tossed two or more innings in each of his final three outings, including a season-high 2.1 scoreless innings in his last Triple-A appearance Aug. 28 at Colorado Springs.

LIFETIME PITCHING RECORD

| Year | Club | W | L | ERA | G | GS | CG | SHO | SV | IP | H | R | ER | HR | HB | BB | IBB | SO | WP | BK |
|----------------------------|-------------|-----------|-----------|-------------|------------|-----------|----------|----------|----------|--------------|------------|------------|------------|-----------|-----------|------------|----------|------------|-----------|-----------|
| 2004 | DSL A's-2 | 2 | 2 | 2.90 | 15 | 2 | 0 | 0 | 1 | 49.2 | 52 | 21 | 16 | 3 | 3 | 11 | 0 | 40 | 7 | 2 |
| 2005 | DSL A's-2 | 3 | 0 | 2.27 | 13 | 3 | 0 | 0 | 1 | 35.2 | 29 | 14 | 9 | 0 | 3 | 12 | 0 | 25 | 3 | 0 |
| 2006 | DSL A's-1 | 1 | 0 | 4.50 | 1 | 1 | 0 | 0 | 0 | 6.0 | 5 | 3 | 3 | 1 | 1 | 1 | 0 | 1 | 0 | 0 |
| | AZL A's | 1 | 6 | 6.07 | 13 | 8 | 0 | 0 | 0 | 43.0 | 59 | 39 | 29 | 4 | 4 | 11 | 0 | 27 | 2 | 0 |
| 2007 | Vancouver | 2 | 2 | 4.30 | 17 | 7 | 0 | 0 | 1 | 44.0 | 41 | 26 | 21 | 2 | 4 | 31 | 1 | 35 | 4 | 2 |
| 2008 | Vancouver | 2 | 5 | 3.93 | 15 | 15 | 0 | 0 | 0 | 68.2 | 62 | 37 | 30 | 3 | 3 | 32 | 0 | 77 | 3 | 4 |
| 2009 | Kane County | 10 | 2 | 3.23 | 16 | 16 | 0 | 0 | 0 | 86.1 | 89 | 37 | 31 | 6 | 4 | 31 | 0 | 78 | 6 | 2 |
| | Stockton | 3 | 4 | 3.56 | 11 | 11 | 0 | 0 | 0 | 65.2 | 62 | 27 | 26 | 3 | 1 | 35 | 1 | 67 | 4 | 0 |
| 2010 | Midland | 1 | 6 | 5.30 | 13 | 13 | 0 | 0 | 0 | 71.1 | 84 | 45 | 42 | 6 | 2 | 29 | 1 | 57 | 4 | 5 |
| 2011 | Arizona A's | 0 | 0 | 4.50 | 2 | 2 | 0 | 0 | 0 | 2.0 | 3 | 1 | 1 | 0 | 0 | 0 | 0 | 6 | 0 | 0 |
| 2012 | Sacramento | 0 | 2 | 2.62 | 32 | 0 | 0 | 0 | 1 | 44.2 | 35 | 17 | 13 | 1 | 3 | 18 | 0 | 40 | 0 | 0 |
| | OAKLAND | 0 | 0 | 3.32 | 19 | 0 | 0 | 0 | 0 | 21.2 | 16 | 9 | 8 | 2 | 0 | 15 | 1 | 14 | 2 | 0 |
| ML Totals | | 0 | 0 | 3.32 | 19 | 0 | 0 | 0 | 0 | 21.2 | 16 | 9 | 8 | 2 | 0 | 15 | 1 | 14 | 2 | 0 |
| Minor League Totals | | 25 | 29 | 3.85 | 148 | 78 | 0 | 0 | 4 | 517.0 | 521 | 267 | 221 | 29 | 28 | 211 | 3 | 453 | 33 | 15 |

FIGUEROA'S CAREER BESTS

Low Hit Complete Game: None


Innings Pitched: 3.0, June 17, 2012 vs. San Diego

Strikeouts: 3, September 29, 2012 vs. Seattle

Longest Winning Streak: None

Longest Losing Streak: None

Longest Scoreless Streak: 10.0, May 16 to September 3, 2012



OUTFIELDER

Height/Weight: 6-1 / 223

Bats/Throws: Right / Right

Birthdate: November 22, 1980

End of Season Age: 31

Birthplace/Resides: Petaluma, California / Scottsdale, Arizona

Major League Service: 7 years, 97 days

Obtained: Signed as a free agent, January 26, 2012

Contract Status: First year of a one-year contract through 2012.

POSTSEASON EXPERIENCE

Started two games for Cincinnati in left field in the 2010 NLDS when the Reds were swept by Philadelphia...went 0-for-6 with three strikeouts...started Games 1 and 3...was not with the Rays during the 2008 playoffs.

2012 HIGHLIGHTS

Was on the A's roster for the entire season but appeared in 99 games, batting .262 with 18 home runs and 47 RBI...his home runs were fifth most in Athletics history among players with fewer than 100 games played...walked 44 times and was hit by a pitch eight times for a career-high .377 on-base percentage...reached double figures in home runs for the seventh time in his career and his ratio of 15.50 at bats per home run was his second best (14.05 in 2009)...his at bats per RBI ratio of 5.94 matched his second best to 2009 (5.51)...had 13 go-ahead RBI, which matched the second best total of his career...eight of his 18 home runs gave the A's the lead...batted .226 with the bases empty compared to .306 with runners on...hit .311 with runners in scoring position...was 12-for-25 (.480) with RISP and two outs, which was the best mark in the majors...it was the best mark by an American Leaguer since Rickey Henderson hit .486 with the A's in 1995 (min. 25 PA)...was batting .231 with eight home runs, 21 RBI and a .435 slugging percentage in 55 games before the All-Star Break...then hit .295 with 10 home runs and 26 RBI in 44 games after the break...made 58 of his 74 starts against left-handed pitching, including 38 of his last 42 after June 19 ...batted .299 (49-for-164) against left-handed pitching compared to .209 (24-for-115) against right-handers...hit 11 of his 18 home runs against lefties, which tied for ninth most in the AL...all 10 of his doubles came against lefties for a .561 slugging percentage...slugged .391 against righties...his career splits are .284 (265-for-934) against left-handed pitching compared to .223 (381-for-1712) against right-handers...made a team-leading 46 starts at designated hitter and batted .239 with nine home runs and 22 RBI in 53 games overall at DH...also started 25 games in left field and three in right field...was 2-for-12 (.167) with a home run, three RBI, four walks and a hit by pitch as a pinch hitter...tied for third in the AL in pinch walks...is a .142 (16-for-113) career hitter in the pinch, but eight of his 16 hits are for extra bases (five doubles, three home runs)...hit .234 in 29 games batting fourth and .330 with seven home runs in 30 games batting second...also started games in the fifth (15), sixth (10) and seventh (2) spots in the order...was 12-for-25 (.480) when putting the first pitch in play, which ranked fifth in the AL...hit 11 of his 18 home runs and had 29 of his 47 RBI on the road...batted .333 in interleague play.

ATHLETICS MOST HOME RUNS, FEWER THAN 100 GAMES

- 22 Jose Canseco, 1992 (97)
- 21 **Brandon Moss, 2012 (84)**
- 20 Woodie Held, 1957 (92)
- 19 Roger Maris, 1958 (99)
- 18 **Jonny Gomes, 2012 (99)**
- 17 Rickey Henderson, 1993 (90)
- 17 Jose Canseco, 1989 (65)
- 17 Cliff Johnson, 1981 (84)

Number in parentheses is games played

OAKLAND: Homered in his first game as an Athletic March 29 against Seattle in Tokyo...was hit by a Jonathan Broxton pitch with the bases loaded in the bottom of the 12th inning April 11 against Kansas City to force in the winning run in the A's 5-4 victory...it was the A's first walk-off win of the season and Gomes' second career walk-off hit by pitch (Aug. 21, 2011 vs. Philadelphia)...it was his fifth career walk-off RBI (two home runs, one walk)...it was the third walk-off hit by pitch in Oakland history...singled in the eighth inning April 19 at Los Angeles after homering for each of his first three hits for the season...is the first player in Oakland history whose first three hits in a season were all home runs...

homered five times over his first 17 games and six of his 11 hits over that span were for extra bases (one double)...hit safely in a season-high seven consecutive games from May 4 to 12 (9-for-23, .391)...that lifted his batting average to .262, but he went 5-for-39 (.128) with one double and three RBI over his next 17 games from May 13 to June 9, which lowered his average to .212...then hit .349 (22-for-63) with five home runs and 14 RBI over a 23-game stretch from June 10 to July 25...hit the game-winning pinch-hit two-run home run in the seventh inning June 16 against San Diego, his third career pinch hit home run...it snapped a 0-for-34 streak as a pinch hitter and was his first pinch hit since Aug. 29, 2010 against Chicago (NL)...had a season-high tying three hits the next day against the Padres (also May 17 at Texas and July 15 at Minnesota)...finished June with a .289 batting average and then hit .309 in July...connected for his third career grand slam July 13 at Minnesota...added a RBI single in the ninth inning to finish with five RBI...it was his third career game of five or more RBI, his first since June 12, 2010 against Kansas City when he had a career-high six...homered two games later against the Twins, his 10th of the season...it marked the seventh time he has reached the 10-home run plateau in his career...struck out in a career-high 16 consecutive games from July 28 to Sept. 1 (22 strikeouts total)... homered in three consecutive games Aug. 7-12, the second time he has done that in his career (April 22-25, 2006)...finished August with five home runs and 10 RBI in 12 games...his sacrifice hit Sept. 22 at New York was just the second of his career, his first since June 24, 2005 against Florida.

LIFETIME PLAYING RECORD

| Year | Club | AVG. | G | AB | R | H | 2B | 3B | HR | RBI | SH | SF | HP | BB | SO | SB | CS | SLG | OBP | E |
|------------------|-------------|-------------|------------|-------------|------------|------------|------------|-----------|------------|------------|----------|-----------|-----------|------------|------------|-----------|-----------|-------------|-------------|-----------|
| 2001 | Princeton | .291 | 62 | 206 | 58 | 60 | 11 | 2 | 16 | 44 | 1 | 4 | 26 | 33 | 73 | 15 | 4 | .597 | .442 | 7 |
| 2002 | Bakersfield | .278 | 134 | 446 | 102 | 124 | 24 | 9 | 30 | 72 | 0 | 1 | 31 | 91 | 173 | 15 | 3 | .574 | .432 | 7 |
| 2003 | Orlando | .249 | 120 | 442 | 68 | 110 | 28 | 3 | 17 | 56 | 0 | 4 | 16 | 53 | 148 | 23 | 2 | .441 | .348 | 4 |
| | Durham | .316 | 5 | 19 | 2 | 6 | 2 | 1 | 0 | 1 | 0 | 0 | 2 | 2 | 5 | 0 | 0 | .526 | .435 | 0 |
| | TAMPA BAY | .133 | 8 | 15 | 1 | 2 | 1 | 0 | 0 | 0 | 0 | 0 | 1 | 0 | 6 | 0 | 0 | .200 | .188 | 0 |
| 2004 | Durham | .256 | 114 | 390 | 73 | 100 | 27 | 1 | 26 | 78 | 0 | 7 | 22 | 51 | 136 | 8 | 5 | .531 | .368 | 7 |
| | TAMPA BAY | .071 | 5 | 14 | 0 | 1 | 0 | 0 | 0 | 1 | 0 | 0 | 1 | 6 | 0 | 0 | 0 | .071 | .133 | 0 |
| 2005 | Durham | .321 | 45 | 162 | 34 | 52 | 13 | 0 | 14 | 46 | 0 | 2 | 8 | 30 | 44 | 7 | 1 | .660 | .446 | 4 |
| | TAMPA BAY | .282 | 101 | 348 | 61 | 98 | 13 | 6 | 21 | 54 | 1 | 5 | 14 | 39 | 113 | 9 | 5 | .534 | .372 | 4 |
| 2006 | TAMPA BAY | .216 | 117 | 385 | 53 | 83 | 21 | 1 | 20 | 59 | 0 | 9 | 6 | 61 | 116 | 1 | 5 | .431 | .325 | 0 |
| 2007 | TAMPA BAY | .244 | 107 | 348 | 48 | 85 | 20 | 2 | 17 | 49 | 0 | 4 | 7 | 35 | 126 | 12 | 4 | .460 | .322 | 0 |
| | Durham | .302 | 13 | 43 | 6 | 13 | 2 | 0 | 1 | 7 | 0 | 0 | 2 | 11 | 15 | 4 | 1 | .419 | .464 | 0 |
| 2008 | TAMPA BAY | .182 | 77 | 154 | 23 | 28 | 5 | 1 | 8 | 21 | 0 | 1 | 7 | 15 | 46 | 8 | 1 | .383 | .282 | 1 |
| | Durham | .252 | 26 | 107 | 19 | 27 | 11 | 0 | 2 | 14 | 0 | 1 | 3 | 12 | 32 | 0 | 1 | .411 | .341 | 1 |
| 2009 | Louisville | .282 | 37 | 131 | 18 | 37 | 10 | 1 | 9 | 27 | 0 | 0 | 4 | 12 | 36 | 4 | 1 | .580 | .361 | 3 |
| | CINCINNATI | .267 | 98 | 281 | 39 | 75 | 17 | 0 | 20 | 51 | 0 | 2 | 5 | 26 | 85 | 3 | 1 | .541 | .338 | 1 |
| 2010 | CINCINNATI | .266 | 148 | 511 | 77 | 136 | 24 | 3 | 18 | 86 | 0 | 9 | 12 | 39 | 123 | 5 | 3 | .431 | .327 | 4 |
| 2011 | CINCINNATI | .211 | 77 | 218 | 30 | 46 | 8 | 0 | 11 | 31 | 0 | 4 | 5 | 38 | 74 | 5 | 3 | .399 | .336 | 1 |
| | WASHINGTON | .204 | 43 | 93 | 11 | 19 | 4 | 1 | 3 | 12 | 0 | 1 | 3 | 10 | 31 | 2 | 0 | .366 | .299 | 1 |
| 2012 | OAKLAND | .262 | 99 | 279 | 46 | 73 | 10 | 0 | 18 | 47 | 1 | 1 | 8 | 44 | 104 | 3 | 1 | .491 | .377 | 2 |
| AL Totals | | .240 | 514 | 1543 | 232 | 330 | 70 | 10 | 84 | 231 | 2 | 20 | 43 | 195 | 517 | 33 | 16 | .461 | .338 | 7 |
| NL Totals | | .250 | 366 | 1103 | 157 | 276 | 53 | 4 | 52 | 180 | 0 | 16 | 25 | 113 | 313 | 15 | 7 | .447 | .329 | 7 |
| ML Totals | | .244 | 880 | 2646 | 389 | 606 | 123 | 14 | 136 | 411 | 2 | 36 | 68 | 308 | 830 | 48 | 23 | .455 | .334 | 14 |

DIVISION SERIES RECORD

| Year | Club/Opp. | AVG. | G | AB | R | H | 2B | 3B | HR | RBI | SH | SF | HP | BB | SO | SB | CS | SLG | OBP | E |
|------|-------------|------|---|----|---|---|----|----|----|-----|----|----|----|----|----|----|----|------|------|---|
| 2010 | CIN vs. PHI | .000 | 2 | 6 | 0 | 0 | 0 | 0 | 0 | 0 | 0 | 0 | 0 | 0 | 3 | 0 | 0 | .000 | .000 | 0 |

GOMES' CAREER BESTS

Hits: 4 (five times), last: May 28, 2011 at Atlanta

Home Runs: 3 (twice), August 13, 2009 vs. Washington; July 30, 2005 vs. Kansas City. 2 (seven times), April 16, 2011 vs. Pittsburgh; June 12, 2010 vs. Kansas City; July 27, 2009 vs. San Diego; July 28, 2007 vs. Boston; June 17, 2007 at Colorado; June 11, 2006 at Kansas City; April 20, 2006 at Boston

Runs Batted In: 6, June 12, 2010 vs. Kansas City; 5 (twice), July 13, 2012 at Minnesota; August 13, 2009 vs. Washington

Stolen Bases: 2 (twice), last: August 15, 2005 vs. New York

Hitting Streak: 11, September 14 to 26, 2010

Hitless Streak (At Bats): 21, July 9 to 19, 2006

Grand Slams: 3, July 13, 2012 at Minnesota (Francisco Liriano); August 7, 2007 at Detroit (Jason Grilli); April 12, 2006 vs. Baltimore (Sandy Real)

Pinch-Hit Home Runs: 3, June 16, 2012 vs. San Diego (Luke Gregerson); June 28, 2008 at Pittsburgh (Damaso Marte); April 30, 2005 at Baltimore (B.J. Ryan)

Inside-The-Park Home Runs: None

Game Ending Home Runs: 2, April 8, 2010 vs. St. Louis (Jason Motte); July 9, 2005 vs. Detroit (Troy Percival)

Lead Off Home Runs: None.

A.J. GRIFFIN

64

RIGHT-HANDED PITCHER

Height/Weight: 6-5 / 230

Bats/Throws: Right / Right

Birthdate: January 28, 1988

End of Season Age: 24

Birthplace/Resides: El Cajon, California / El Cajon, California

Major League Service: 102 days

Obtained: Selected in the 13th round of the 2010 First-Year Player Draft

Contract Status: First year of a one-year contract through 2012.

POSTSEASON EXPERIENCE

Has never appeared in the postseason.

2012 HIGHLIGHTS

Began the year at Double-A Midland but finished the season in the starting rotation for Oakland...went 7-1 with a 3.06 ERA in 15 starts in his Major League debut with the A's...his .875 winning percentage was the best in Oakland history and third best in Athletics history among pitchers with 15 or more starts...it topped the previous Oakland high by Tim Hudson, who went 11-2 (.846) in 1999...it was the best by an Athletic since Jim Nash went 12-1 (.923) in 1966...it was the second best mark by any Major League pitcher over the last 17 years to Cliff Lee, who went 22-3 (.880) for Cleveland in 2008...had the eighth lowest ERA in the American League among pitchers with 81 or more innings pitched...using the same minimum, it was the sixth best mark by a rookie in Oakland history...ranked 10th among AL rookies in wins...walked just 19 batters in 82.1 innings, an average of 2.08 per nine innings...struck out 64 for a strikeout to walk ratio of 3.37...allowed a .236 opponents batting average, which included a .225 (34-for-151) mark against right-handed hitters compared to .245 (40-for-163) against left-handers...opponents were 16-for-83 (.193) with three walks (.221 on-base percentage) when leading off an inning...yielded a .218 average with the bases empty but that rose to .341 with runners in scoring position...allowed a .359 batting average to the number three hitter, .218 against everyone else...was 7-1 with a 2.34 ERA in 10 starts at night, 0-0 with a 5.23 ERA in five starts during the day...was 3-0 with a 1.95 ERA in five starts against AL West competition...the A's were 12-3 (.800) in his starting assignments...tossed six or more innings in nine of his 15 starts, allowed two runs or fewer 10 times and walked two batters or fewer 14 times.

HIGHEST WINNING PERCENTAGE, ATHLETICS HISTORY, 15 OR MORE STARTS

| | |
|-------------|---------------------------------|
| .923 | Jim Nash, 1966 (12-1) |
| .886 | Lefty Grove, 1931 (31-4) |
| .875 | A.J. Griffin, 2012 (7-1) |
| .850 | Chief Bender, 1914 (17-3) |
| .848 | Lefty Grove, 1930 (28-5) |

OAKLAND: Was selected from Sacramento June 24 and made his Major League debut that day against San Francisco...became the 43rd pitcher in Oakland history to start in his debut and had a no decision in the A's 4-2 win...allowed a two-run home run to Posey in the first inning but those were the only runs he

would allow in six innings...left trailing 2-1 but Norris hit a three-run “walk-off” home run for the win...tossed 6.0 shutout innings in his second start at Texas June 29 as part of a career-high 14.0 inning scoreless streak from June 24 to July 4...the streak ended on the 4th when he surrendered David Ortiz’ 400th career home run...earned his first Major League win in his fourth start, a 6-3 win at Minnesota July 13...allowed three runs in six innings but a Gomes grand slam in the fourth gave him a 4-3 lead...struck out a career-high nine batters July 25 at Toronto...tossed six or more innings and allowed three runs or fewer in each of his first seven starts, which was the longest such streak to start a career in Athletics history...left after 1.2 innings in his eighth start Aug. 4 against Toronto...was placed on the 15-day disabled list the next day with right shoulder tightness...was 3-0 with a 2.42 ERA at the time...went 1-0 with a 4.90 ERA (7.1 ip, 7 h, 4 r, 4 er, 4 bb, 7 so) in two rehab starts with Sacramento before he was reinstated from the DL Sept. 1...won each of his first three starts following his return and allowed just two runs in 20.1 innings (0.89 ERA)...including Sept. 12 at Los Angeles (AL) when he tossed a career-high 8.0 shutout innings for the win...that improved his career record to 6-0 with a 1.94 ERA over his first 11 starts...according to the Elias Sports Bureau, since earned runs became an official stat (1912 in NL, 1913 in AL), he is just the second pitcher to be undefeated in at least his first 11 Major League appearances, all starts, while maintaining an ERA under 2.00...the other is Jered Weaver, who went 9-0 with a 1.95 ERA over his first 12 starts with the Angels in 2006...is the first pitcher in Oakland history to start his career 6-0 and just the second Athletic since 1927 (Jim Nash, 7-0 in 1966)...allowed three runs or fewer and walked two batters or fewer in each of his first 11 starts, which is the longest such career-opening streak by a ML pitcher since at least 1918...was charged with his first loss Sept. 18 at Detroit when he allowed a career-high five runs on a career-high tying eight hits in 4.2 innings...the six-game winning streak matched the longest by an Athletic this year (McCarthy)...walked a career-high three batters Sept. 23 at New York, snapping a career-opening streak of 12 consecutive starts with two walks or fewer...that is the longest streak to start a career by an Athletics starting pitcher since at least 1918...finished September with a 4-1 record and a 3.09 ERA in six starts...tied for second in the AL in wins in September...was the only A’s pitcher to win four games in a month in 2012.

MINORS: Combined for a 7-3 record and a 2.82 ERA in 17 games, all starts, with Double-A Midland and Triple-A Sacramento...struck out 91 and walked just 18 in 102.0 innings...averaged 1.59 walks per nine innings and had a strikeout to walk ratio of 5.06...yielded just seven home runs, an average of 0.62 per nine innings...allowed a .211 opponents batting average, including .181 (33-for-182) against left-handed hitters compared to .238 (46-for-193) against right-handers...surrendered six of his seven home runs to righties...opponents hit .195 with the bases empty compared to .294 with runners in scoring position...compiled a 1.32 ERA over the first two innings of a game, had a 7.16 ERA in the third inning and a 2.44 ERA from the fourth inning on...his teams were 11-6 (.647) in his starting assignments...tossed six or more innings in 11 of his 17 starts, allowed two runs or fewer 11 times and walked one batter or fewer 14 times...began the year at Midland and went 3-1 with a 2.49 ERA in seven starts...allowed a .201 opponents batting average, including .141 against left-handed hitters...started the season with a 16.0 inning scoreless streak but had three no decisions over that span in three RockHounds losses...did not allow a hit in his second start April 10 at Springfield, tossing 6.0 scoreless innings...struck out a season-high nine in 5.2 innings in his third start April 16 against Springfield...then won each of his next three starts from April 22 to May 2 (2.61 ERA)...was the losing pitcher in his final Double-A start May 7 at Frisco when he allowed four runs on eight hits in 6.0 innings...was promoted to Sacramento May 11 and went 4-2 with a 3.07 ERA and .217 opponents batting average in 10 starts with the River Cats...lost his first two decisions, including May 13 against Iowa when he walked a season-high three batters...allowed a season-high six runs on a season-high 10 hits in 5.0 innings in his second start at Albuquerque May 19 but had a no decision...went 3-0 with a 1.31 ERA and .177 opponents batting average over his final five starts before his promotion to Oakland June 24 and walked just three batters in 34.1 innings...tossed back-to-back complete games June 8 at Colorado Springs (7.0 ip, 3 h, 2 r, 8 so) and June 13 at Fresno (9.0 ip, 6 h, 1 r, 1 er, 1 bb, 6 so)...made two starts for Sacramento on a rehab assignment that began Aug. 22 at Salt Lake when he allowed three runs on four hits and a season-high tying three walks in 2.1 innings in a no decision...then allowed a run on three hits in 5.0 innings for the win in his final rehab start Aug. 27 at Colorado Springs.

LIFETIME PITCHING RECORD

| Year | Club | W | L | ERA | G | GS | CG | SHO | SV | IP | H | R | ER | HR | HB | BB | IBB | SO | WP | BK |
|----------------------------|------------|-----------|-----------|-------------|-----------|-----------|----------|----------|-----------|--------------|------------|------------|------------|-----------|-----------|-----------|----------|------------|----------|----------|
| 2010 | AZL A's | 0 | 0 | 0.00 | 4 | 0 | 0 | 0 | 0 | 5.0 | 1 | 0 | 0 | 0 | 0 | 0 | 0 | 6 | 0 | 0 |
| | Vancouver | 1 | 1 | 2.95 | 20 | 0 | 0 | 0 | 15 | 21.1 | 14 | 9 | 7 | 0 | 3 | 7 | 1 | 27 | 2 | 0 |
| 2011 | Sacramento | 0 | 1 | 3.00 | 1 | 1 | 0 | 0 | 0 | 6.0 | 6 | 3 | 2 | 1 | 0 | 2 | 0 | 8 | 0 | 0 |
| | Midland | 2 | 3 | 6.47 | 6 | 6 | 0 | 0 | 0 | 32.0 | 39 | 24 | 23 | 6 | 2 | 11 | 0 | 20 | 0 | 0 |
| | Stockton | 5 | 3 | 3.57 | 12 | 12 | 0 | 0 | 0 | 70.2 | 64 | 31 | 28 | 8 | 2 | 14 | 0 | 82 | 3 | 1 |
| | Burlington | 4 | 0 | 1.56 | 8 | 8 | 0 | 0 | 0 | 52.0 | 36 | 10 | 9 | 2 | 2 | 5 | 0 | 46 | 0 | 0 |
| 2012 | Midland | 3 | 1 | 2.49 | 7 | 7 | 0 | 0 | 0 | 43.1 | 31 | 12 | 12 | 4 | 1 | 7 | 0 | 44 | 1 | 0 |
| | Sacramento | 4 | 2 | 3.07 | 10 | 10 | 2 | 0 | 0 | 58.2 | 48 | 27 | 20 | 3 | 4 | 11 | 1 | 47 | 2 | 0 |
| | OAKLAND | 7 | 1 | 3.06 | 15 | 15 | 0 | 0 | 0 | 82.1 | 74 | 29 | 28 | 10 | 1 | 19 | 0 | 64 | 0 | 0 |
| ML Totals | | 7 | 1 | 3.06 | 15 | 15 | 0 | 0 | 0 | 82.1 | 74 | 29 | 28 | 10 | 1 | 19 | 0 | 64 | 0 | 0 |
| Minor League Totals | | 19 | 11 | 3.15 | 68 | 44 | 2 | 0 | 15 | 289.0 | 239 | 116 | 101 | 24 | 14 | 57 | 2 | 280 | 8 | 1 |

GRIFFIN'S CAREER BESTS

Low Hit Complete Game: None

Innings Pitched: 8.0, September 2, 2012 at Los Angeles (AL)

Strikeouts: 9, July 25, 2012 at Toronto

Longest Winning Streak: 6, July 13 to September 12, 2012

Longest Losing Streak: 1, September 18, 2012

Longest Scoreless Streak: 14.0, June 24 to July 4, 2012

GRIFFIN'S 2012 STARTS

| Date | Opponent | Score | Dec | ERA | IP | H | R | ER | BB | SO | HR | #PIT |
|----------|---------------------|----------|-----|------|-----|---|---|----|----|----|----|------|
| June 24 | San Francisco | 4-2 | -- | 3.00 | 6.0 | 3 | 2 | 2 | 1 | 4 | 1 | 104 |
| June 29 | at Texas | 3-4 | -- | 1.50 | 6.0 | 2 | 0 | 0 | 2 | 4 | 0 | 109 |
| July 4 | Boston | 3-2 | -- | 2.00 | 6.0 | 4 | 2 | 2 | 2 | 3 | 1 | 108 |
| July 13 | at Minnesota | 6-3 | W | 2.62 | 6.0 | 8 | 3 | 3 | 1 | 5 | 2 | 95 |
| July 19 | New York (AL) | 4-3 | W | 2.70 | 6.0 | 7 | 2 | 2 | 0 | 4 | 0 | 90 |
| July 25 | at Toronto | 16-0 | W | 2.25 | 6.0 | 3 | 0 | 0 | 2 | 9 | 0 | 104 |
| July 30 | Tampa Bay | 4-3 (15) | -- | 2.51 | 7.0 | 5 | 3 | 3 | 2 | 6 | 1 | 104 |
| Aug. 4 | Toronto | 1-3 (11) | -- | 2.42 | 1.2 | 1 | 0 | 0 | 0 | 0 | 0 | 32 |
| Sept. 1 | Boston | 7-1 | W | 2.26 | 7.0 | 3 | 1 | 1 | 0 | 5 | 0 | 91 |
| Sept. 7 | at Seattle | 6-1 | W | 2.21 | 5.1 | 6 | 1 | 1 | 1 | 7 | 0 | 108 |
| Sept. 12 | at Los Angeles (AL) | 4-1 | W | 1.94 | 8.0 | 6 | 0 | 0 | 0 | 6 | 0 | 107 |
| Sept. 18 | at Detroit | 2-12 | L | 2.45 | 4.2 | 8 | 5 | 5 | 1 | 3 | 3 | 100 |
| Sept. 23 | at New York (AL) | 5-4 | -- | 2.80 | 4.1 | 7 | 4 | 4 | 3 | 4 | 1 | 103 |
| Sept. 28 | Seattle | 8-2 | W | 2.71 | 5.2 | 4 | 1 | 1 | 2 | 4 | 1 | 96 |
| Oct. 3 | Texas | 12-5 | -- | 3.06 | 2.2 | 7 | 5 | 4 | 2 | 0 | 0 | 70 |

INFIELDER**Height/Weight:** 5-11 / 188**Bats/Throws:** Right / Right**Birthdate:** May 19, 1977**End of Season Age:** 35**Birthplace/Resides:** Lynchburg, Virginia / Saline, Michigan**Major League Service:** 11 years, 95 days**Obtained:** Signed as a free agent, April 30, 2012**Contract Status:** Second year of a two-year contract through 2012.**POSTSEASON EXPERIENCE**

Played for Detroit in 2006 and 2011 and is a .288 (19-for-66) hitter with four doubles, two home runs and five RBI in 23 postseason games...started each of the Tigers 13 games at third base in 2006 and batted .273...went 4-for-12 (.333) with a home run and three RBI in Detroit's four-game sweep of the A's in the 2006 ALCS...was 3-for-3 with a double, home run and two RBI in the Tigers 5-1 win in Game 1 in Oakland...then hit .353 (6-for-17) in five World Series games against St. Louis...made seven starts in 2011 and was 7-for-22 (.318) in 10 games overall.

2012 HIGHLIGHTS

Signed with the A's as a free agent April 30 after he was released by Detroit April 26 and batted .226 with 11 home runs and 52 RBI in 74 games with Oakland...was hitting .100 with one home run and two RBI in nine games with the Tigers before his release and had a .218 batting average with 12 home runs and 54 RBI in 83 games overall...his games played were his fewest since his rookie campaign of 2001 (79)...was limited due to four stints on the disabled list, including a strained left groin (Mar. 30-April 13), strained right groin (May 13-27), sprained right shoulder (Aug. 12-31) and strained right shoulder (Sept. 6-end of season)...batted .333 with runners in scoring position compared to .187 with the bases empty...seven of his 12 home runs came with runners on base (two two-run, three three-run, two grand slams)...the two grand slams tied for second in the American League...averaged 5.61 at bats per RBI, which was the best mark of his career...25 of his 54 RBI came with two outs...hit eight of his 12 home runs in Oakland...started a team-leading 74 games at third base with the A's...those were the second fewest games started at third base by an A's team leader in a non-strike season in Oakland history (Ernie Riles, 59 in 1991)...made six starts with Detroit (five at second base, one at designated hitter)...appeared in a total of six games at second base with the Tigers, his first games at second as a professional.

OAKLAND: Signed with the A's April 30 and started each of the A's 11 games at third base before straining his left groin May 12 against Detroit...went 10-for-44 (.227) with four home runs and 17 RBI in the 11 games...had four four-RBI game over a five-game span from May 6 to 11...according to the Elias Sports Bureau, he is the second player in Major League history with four games of four or more RBI over a five-game stretch...the other is Lou Gehrig in 1931...drove in 16 runs over that five-game stretch and also homered four times...since 1970, the only other Athletic to drive in 16 runs over a five-game span is Damian Miller (June 6-11, 2004)...had the game-ending grand slam in the bottom of the ninth inning May 8 against Toronto...it was his seventh career "walk-off" home run and his 10th "walk-off plate appearance (two singles, one sacrifice fly)...it was the sixth "walk-off" grand slam in Oakland history (Tenace, 1973; Armas, 1980; McGwire, 1990 and 1995; Ellis, 2008)...added another grand slam May 10 against Detroit...is just the second player in Athletics history to hit two grand slams over a three-game span...the other is Jimmie Foxx (Sept. 22 and 24, 1932)...now has seven career grand slams...had 17 RBI in his first 10 games with the A's...those are the most in Oakland history by a player in his first 10 games with the club...the previous best was 15 by Mitchell Page (1977) and Jack Cust (2007)...was placed on the 15-day DL May 17 retroactive to May 13 with the groin injury...had a two-game rehab assignment with Triple-A Sacramento May 25-26 and went 5-for-5 with three runs, two doubles, two home runs (including a grand slam) and seven RBI in the second game of his assignment May 26 against Reno...was reinstated from the DL May 28 and started 62 of the A's next 65 games at third base...had his fifth four-RBI game of the season June 4 against Texas and now has 15 career games with four or more RBI...went 13-for-32 (.406) with two home runs and 12 RBI over a nine-game stretch from June 4 to 13...that gave him six home runs and 29 RBI in his first 25 games with

the A's...the RBI matched Jermaine Dye (2001) for most in Oakland history by a player in his first 25 games with the A's...then hit .146 (14-for-96) with no home runs and eight RBI over a 26-game stretch from June 14 to July 17...after that, he batted .269 (25-for-93) with five home runs and 15 RBI over his final 23 games with the A's...hit his 150th career home run July 26 at Toronto...struck out a career-high tying four times July 30 against Tampa Bay...had a career-high tying 13-game hitting streak from July 20 to August 3...hit .263 (15-for-57), which was the lowest batting average during a hitting streak of 12 or more games in Oakland history...was placed on the disabled list a third time Aug. 14 retroactive to Aug. 12 with a strained left shoulder...it was his ninth career stint on the DL...went 4-for-20 (.200) on a six-game rehab assignment with Sacramento from Aug. 23-31 and was reinstated from the DL Sept. 1...started that day at third base against Boston and went 1-for-2 with a double and two RBI before leaving the game in the fourth inning after re aggravating the shoulder injury...was placed on the 15-day disabled list Sept. 6 and had arthroscopic surgery on his right shoulder Sept. 13 to repair his labrum...the operation was performed in Detroit by Dr. Stephen Lemos, the Tigers' orthopedic surgeon...was transferred to the 60-day DL Sept. 23.

DETROIT: Began the season on the disabled list with a strained left groin and went 1-for-9 (.111) with three walks on a three-game rehab assignment with Triple-A Toledo from April 10-12...made his professional debut at second base April 11 against Louisville...was reinstated from the DL April 14...made his first Major League start at second base April 16 at Kansas City and went 1-for-3 with a two-run home run...that would be his only hit before he was released by Detroit April 26.

LIFETIME PLAYING RECORD

| Year | Club | AVG. | G | AB | R | H | 2B | 3B | HR | RBI | SH | SF | HP | BB | SO | SB | CS | SLG | OBP | E |
|------------------|---------------|-------------|-------------|-------------|------------|-------------|------------|-----------|------------|------------|-----------|-----------|-----------|------------|-------------|-----------|-----------|-------------|-------------|------------|
| 1998 | Jamestown | .230 | 51 | 191 | 24 | 44 | 10 | 1 | 8 | 29 | 0 | 1 | 6 | 17 | 53 | 8 | 8 | .419 | .312 | 6 |
| 1999 | West Michigan | .244 | 100 | 352 | 54 | 86 | 25 | 2 | 9 | 46 | 2 | 6 | 3 | 39 | 87 | 15 | 3 | .403 | .320 | 8 |
| 2000 | Jacksonville | .258 | 78 | 298 | 39 | 77 | 25 | 1 | 6 | 53 | 1 | 5 | 0 | 26 | 73 | 10 | 3 | .409 | .313 | 5 |
| | Toledo | .221 | 55 | 190 | 24 | 42 | 9 | 3 | 5 | 20 | 1 | 1 | 1 | 15 | 51 | 2 | 1 | .379 | .280 | 3 |
| 2001 | GCL Tigers | .100 | 3 | 10 | 1 | 1 | 0 | 0 | 1 | 2 | 0 | 0 | 0 | 2 | 2 | 0 | 0 | .400 | .250 | 0 |
| | West Michigan | .188 | 4 | 16 | 3 | 3 | 1 | 0 | 0 | 2 | 0 | 0 | 1 | 2 | 5 | 0 | 0 | .350 | .316 | 0 |
| | Toledo | .289 | 27 | 90 | 11 | 26 | 11 | 1 | 2 | 15 | 1 | 3 | 1 | 7 | 24 | 1 | 0 | .500 | .337 | 2 |
| | DETROIT | .180 | 79 | 189 | 13 | 34 | 11 | 0 | 15 | 2 | 2 | 0 | 9 | 41 | 1 | 4 | .238 | .215 | 4 | |
| 2002 | Toledo | .262 | 21 | 65 | 10 | 17 | 2 | 4 | 3 | 13 | 2 | 1 | 2 | 11 | 16 | 1 | 3 | .554 | .380 | 4 |
| | DETROIT | .202 | 95 | 321 | 27 | 65 | 15 | 3 | 7 | 24 | 1 | 1 | 4 | 24 | 101 | 1 | 3 | .333 | .266 | 1 |
| 2003 | Toledo | .275 | 39 | 142 | 15 | 39 | 9 | 0 | 5 | 15 | 1 | 0 | 0 | 11 | 23 | 3 | 1 | .444 | .327 | 0 |
| | DETROIT | .203 | 104 | 330 | 32 | 67 | 15 | 3 | 8 | 30 | 4 | 3 | 5 | 24 | 79 | 4 | 4 | .339 | .265 | 2 |
| 2004 | DETROIT | .287 | 131 | 408 | 43 | 117 | 15 | 7 | 13 | 64 | 8 | 6 | 4 | 32 | 72 | 5 | 4 | .453 | .340 | 16 |
| 2005 | DETROIT | .261 | 160 | 616 | 75 | 161 | 31 | 9 | 16 | 72 | 6 | 6 | 3 | 63 | 140 | 7 | 6 | .419 | .330 | 23 |
| 2006 | DETROIT | .253 | 159 | 542 | 83 | 137 | 29 | 2 | 27 | 83 | 4 | 5 | 7 | 43 | 128 | 7 | 4 | .463 | .313 | 22 |
| 2007 | DETROIT | .236 | 151 | 508 | 64 | 120 | 25 | 2 | 14 | 71 | 7 | 4 | 11 | 47 | 150 | 9 | 2 | .376 | .312 | 18 |
| 2008 | Toledo | .300 | 3 | 10 | 2 | 3 | 0 | 0 | 1 | 4 | 0 | 0 | 0 | 2 | 2 | 0 | 0 | .600 | .417 | 0 |
| | DETROIT | .205 | 113 | 347 | 41 | 71 | 16 | 4 | 11 | 51 | 5 | 4 | 8 | 43 | 94 | 4 | 3 | .369 | .303 | 1 |
| 2009 | DETROIT | .230 | 161 | 562 | 71 | 129 | 16 | 1 | 27 | 84 | 1 | 3 | 17 | 54 | 170 | 2 | 5 | .406 | .314 | 20 |
| 2010 | West Michigan | .400 | 1 | 5 | 0 | 2 | 2 | 0 | 0 | 1 | 0 | 0 | 0 | 0 | 2 | 0 | 0 | .800 | .400 | 0 |
| | DETROIT | .247 | 144 | 514 | 47 | 127 | 28 | 5 | 13 | 70 | 0 | 7 | 5 | 54 | 134 | 4 | 3 | .397 | .321 | 9 |
| 2011 | Toledo | .287 | 29 | 108 | 18 | 31 | 4 | 0 | 7 | 19 | 0 | 0 | 1 | 17 | 30 | 0 | 0 | .519 | .389 | 1 |
| | DETROIT | .197 | 102 | 269 | 29 | 53 | 10 | 2 | 3 | 23 | 5 | 3 | 2 | 24 | 74 | 1 | 1 | .283 | .265 | 9 |
| 2012 | Toledo | .111 | 3 | 9 | 1 | 1 | 0 | 0 | 0 | 0 | 0 | 0 | 1 | 3 | 1 | 0 | 0 | .111 | .385 | 0 |
| | DETROIT | .100 | 9 | 20 | 2 | 2 | 1 | 0 | 1 | 2 | 0 | 0 | 0 | 6 | 0 | 0 | 0 | .300 | .100 | 1 |
| | OAKLAND | .226 | 74 | 283 | 31 | 64 | 13 | 0 | 11 | 52 | 0 | 3 | 1 | 24 | 85 | 0 | 1 | .389 | .286 | 7 |
| | Sacramento | .370 | 8 | 27 | 6 | 10 | 4 | 0 | 2 | 9 | 0 | 0 | 0 | 5 | 9 | 0 | 0 | .741 | .469 | 2 |
| ML Totals | | .234 | 1482 | 4909 | 558 | 1147 | 225 | 38 | 151 | 641 | 43 | 47 | 67 | 441 | 1274 | 45 | 40 | .387 | .303 | 133 |

DIVISION SERIES RECORD

| Year | Club/Opp. | AVG. | G | AB | R | H | 2B | 3B | HR | RBI | SH | SF | HP | BB | SO | SB | CS | SLG | OBP | E |
|---------------|-------------|-------------|----------|-----------|----------|----------|----------|----------|----------|----------|----------|----------|----------|----------|----------|----------|----------|-------------|-------------|----------|
| 2006 | DET vs. NYY | .133 | 4 | 15 | 1 | 2 | 0 | 0 | 0 | 0 | 1 | 0 | 0 | 0 | 6 | 0 | 0 | .133 | .133 | 0 |
| 2011 | DET vs. NYY | .429 | 4 | 7 | 3 | 3 | 1 | 0 | 0 | 0 | 0 | 0 | 1 | 0 | 0 | 0 | 0 | .571 | .500 | 0 |
| Totals | | .227 | 8 | 22 | 4 | 5 | 1 | 0 | 0 | 0 | 1 | 0 | 1 | 0 | 6 | 0 | 0 | .273 | .261 | 0 |

LEAGUE CHAMPIONSHIP SERIES RECORD

| Year | Club/Opp. | AVG | G | AB | R | H | 2B | 3B | HR | RBI | SH | SF | HB | BB | SO | SB | CS | SLG | OBP | E |
|--------|-------------|------|----|----|---|---|----|----|----|-----|----|----|----|----|----|----|----|------|------|---|
| 2006 | DET vs. OAK | .333 | 4 | 12 | 3 | 4 | 1 | 0 | 1 | 3 | 0 | 1 | 0 | 3 | 3 | 0 | 0 | .667 | .438 | 0 |
| 2011 | DET vs. TEX | .267 | 6 | 15 | 3 | 4 | 0 | 0 | 1 | 1 | 1 | 0 | 0 | 3 | 3 | 0 | 0 | .467 | .389 | 0 |
| Totals | | .296 | 10 | 27 | 6 | 8 | 1 | 0 | 2 | 4 | 1 | 1 | 0 | 6 | 6 | 0 | 0 | .556 | .412 | 0 |

WORLD SERIES RECORD

| Year | Club/Opp. | AVG | G | AB | R | H | 2B | 3B | HR | RBI | SH | SF | HB | BB | SO | SB | CS | SLG | OBP | E |
|--------|-------------|------|---|----|---|---|----|----|----|-----|----|----|----|----|----|----|----|------|------|---|
| 2006 | DET vs. STL | .353 | 5 | 17 | 0 | 6 | 2 | 0 | 0 | 1 | 0 | 0 | 0 | 1 | 6 | 0 | 0 | .471 | .389 | 3 |
| Totals | | .353 | 5 | 17 | 0 | 6 | 2 | 0 | 0 | 1 | 0 | 0 | 0 | 1 | 6 | 0 | 0 | .471 | .389 | 3 |

INGE'S CAREER BESTS

Hits: 4 (three times), last: September 29, 2005 vs. Chicago (AL)
Home Runs: 2 (six times), April 26, 2010 at Texas; July 12, 2009 vs. Cleveland; June 18, 2006 at Chicago (NL); April 14, 2006 vs. Cleveland; September 26, 2005 vs. Chicago (AL); May 7, 2003 at Baltimore
Runs Batted In: 5 (twice), May 15, 2009 vs. Oakland; June 10, 2007 vs. New York (NL)
Stolen Bases: 2, April 14, 2007 at Toronto
Hitting Streak: 13 (three times), last: July 20 to August 3, 2012
Hitless Streak (At Bats): 25, August 30 to September 17, 2002
Grand Slams: 7, May 10, 2012 vs. Dteroit (Collin Balester); May 8, 2012 vs. Toronto (Francisco Cordero); September 6, 2009 at Tampa Bay (Russ Springer); May 15, 2009 vs. Oakland (Dan Giese); September 15, 2006 vs. Baltimore (Sentry Rleal); April 27, 2004 vs. Anaheim (Scot Shields); April 23, 2004 vs. Cleveland (Jason Anderson)
Pinch-Hit Home Runs: None
Inside-The-Park Home Runs: None
Game Ending Home Runs: 7, May 8, 2012 vs. Toronto (Francisco Cordero); September 10, 2011 vs. Minnesota (Glen Perkins); April 13, 2011 vs. Texas (Darren Oliver); August 14, 2009 vs. Kansas City (Roman Colon); July 21, 2007 vs. Kansas City (Joakim Soria); April 29, 2007 vs. Minnesota (Jesse Crain); August 24, 2003 vs. Anaheim (Troy Percival)
Lead Off Home Runs: 5, April 6, 2006 at Texas (R.A. Dickey); July 18, 2005 at Chicago-AL (Orlando Hernandez); June 18, 2005 vs. San Francisco (Kirk Rueter); May 31, 2005 vs. Texas (Kenny Rogers); May 8, 2005 at Los Angeles-AL (Jarrod Washburn).

GEORGE KOTTARAS

14

CATCHER

Height/Weight: 6-0 / 202

Bats/Throws: Left / Right

Birthdate: May 10, 1983

End of Season Age: 29

Birthplace/Resides: Scarbourough, Ontario, Canada / Scottsdale, Arizona

Major League Service: 3 years, 149 days

Obtained: Acquired from the Milwaukee Brewers for pitcher Fautino De Los Santos, July 29, 2012

Contract Status: First year of a one-year contract through 2012.

POSTSEASON EXPERIENCE

Went 0-for-8 with two RBI, a walk and two strikeouts in three postseason games for Milwaukee in 2011...made two starts at catcher, including Game 4 of the NLDS at Arizona (0-for-3) and Game 4 of the NLCS at St. Louis (0-for-4)...fled out as a pinch hitter in the bottom of the ninth inning of the Brewers 12-6 loss in Game 6 of the NLCS.

2012 HIGHLIGHTS

Was acquired from Milwaukee July 29 and batted .212 with six home runs and 19 RBI in 27 games with the A's after hitting .209 with three home runs and 12 RBI in 58 game with the Brewers...had a .211 average in 85 games overall...added a career-high 37 walks for a career-high .351 on-base percentage...also had career-highs in RBI (31) and strikeouts (48) and matched his best in triples (1) and home runs (9)...his six home runs with Oakland tied for second most in Athletics history by a player with fewer than 30 games...only Mark McGwire with nine home runs in 27 games in 1993 had more...saw most of his action against right-handed pitchers, batting .207 (30-for-145) with all nine of his home runs and 27 of his 31 RBI...went 6-for-26 (.231) against left-handers...slugged .434 against righties, .308 against lefties...has hit 21 of his 24 career home runs against right-handers...hit .146 with the bases empty, .293 with six of his nine home runs with runners on base (four two-run, two three-run)...had a .627 slugging

percentage with runners on base, including .703 with the A's...hit .368 with runners in scoring position with Oakland...started 25 games at catcher with the A's and 24 with the Brewers...opponents were 17-for-17 in stolen bases attempts off him with Oakland and 38-for-40 (95.0%) overall...that was the second highest percentage among Major League catchers with 50 or more games played (Barajas, PIT 95.9%)...opponents are 126-for-139 (90.6%) off him in his career...also appeared in six games at first base with the Brewers...was 6-for-22 (.273) with three doubles, a home run, five RBI and five walks as a pinch hitter, all with Milwaukee...was tied for the National League lead in pinch-walks at the time of the trade.

MILWAUKEE: Had 29 walks with Milwaukee for a .409 on-base percentage...delivered his first career pinch hit home run Opening Day April 6 against St. Louis, a three-run shot in the bottom of the ninth inning in a 11-5 loss...homed in three of his first five games with the Brewers and drove in six runs...had no home runs and six RBI over his final 53 contests...hit .304 in the month of April but went 21-for-108 (.194) over his final 43 games before his trade to Oakland...batted .130 in 14 games in May...tossed out Rajai Davis attempting to steal second in the second inning June 18 against Toronto...opponents were successful in each of their final 22 attempts after that...was hitting .243 following games of June 23...then went 1-for-16 over his final 15 games with Milwaukee...was designated for assignment July 26 and was dealt to the A's for Fautino De Los Santos July 29. **OAKLAND:** Reported to Oakland July 30...hit his first home run as an Athletic Aug. 8 against Los Angeles, snapping a career-high 46-game homerless streak dating back to his last home run April 13 at Atlanta...had his first career two-homer game Aug. 31 against Boston...also had career-highs with five RBI and three runs scored that night...homed in back-to-back games for the second time in his career Sept. 7 and 8 and Seattle (also June 16-18, 2011)...that capped a five-game stretch from Aug. 30 to Sept. 8 where he hit .316 (6-for-19) with four home runs and 13 RBI...it gave him five home runs and 16 RBI in his first 13 games with the A's...then went 8-for-40 (.200) over his final 14 games.

LIFETIME PLAYING RECORD

| Year | Club | AVG. | G | AB | R | H | 2B | 3B | HR | RBI | SH | SF | HP | BB | SO | SB | CS | SLG | OBP | E |
|------------------|---------------|-------------|------------|------------|-----------|------------|-----------|----------|-----------|-----------|----------|----------|----------|------------|------------|----------|----------|-------------|-------------|----------|
| 2003 | Idaho Falls | .259 | 42 | 143 | 27 | 37 | 8 | 1 | 7 | 24 | 0 | 1 | 1 | 19 | 36 | 1 | 1 | .476 | .348 | 0 |
| 2004 | Fort Wayne | .310 | 78 | 271 | 40 | 84 | 18 | 1 | 7 | 46 | 1 | 3 | 0 | 51 | 41 | 0 | 0 | .461 | .415 | 4 |
| 2005 | Lake Elsinore | .303 | 91 | 337 | 54 | 102 | 29 | 0 | 9 | 50 | 2 | 4 | 1 | 50 | 60 | 2 | 1 | .469 | .390 | 8 |
| | Mobile | .287 | 29 | 101 | 16 | 29 | 7 | 0 | 2 | 15 | 0 | 1 | 0 | 19 | 23 | 0 | 0 | .416 | .397 | 1 |
| 2006 | Mobile | .276 | 78 | 257 | 40 | 71 | 19 | 1 | 8 | 33 | 0 | 2 | 1 | 50 | 68 | 0 | 1 | .451 | .394 | 5 |
| | Portland | .210 | 33 | 119 | 14 | 25 | 10 | 1 | 2 | 17 | 0 | 1 | 1 | 12 | 30 | 0 | 0 | .361 | .286 | 2 |
| 2007 | Pawtucket | .241 | 87 | 294 | 32 | 71 | 22 | 0 | 9 | 39 | 2 | 4 | 2 | 32 | 71 | 1 | 1 | .408 | .316 | 10 |
| 2008 | Pawtucket | .243 | 107 | 395 | 63 | 96 | 18 | 0 | 22 | 65 | 0 | 2 | 1 | 64 | 110 | 0 | 0 | .456 | .348 | 2 |
| | BOSTON | .200 | 3 | 5 | 1 | 1 | 1 | 0 | 0 | 0 | 0 | 0 | 0 | 0 | 2 | 0 | 0 | .400 | .200 | 0 |
| 2009 | BOSTON | .237 | 45 | 93 | 15 | 22 | 11 | 0 | 1 | 10 | 0 | 3 | 0 | 11 | 25 | 0 | 0 | .387 | .308 | 1 |
| | Pawtucket | .292 | 10 | 24 | 1 | 7 | 3 | 0 | 0 | 0 | 0 | 0 | 0 | 6 | 6 | 0 | 0 | .417 | .433 | 0 |
| 2010 | MILWAUKEE | .203 | 67 | 212 | 24 | 43 | 12 | 1 | 9 | 26 | 1 | 4 | 0 | 33 | 44 | 2 | 0 | .396 | .305 | 4 |
| 2011 | MILWAUKEE | .252 | 49 | 111 | 15 | 28 | 6 | 1 | 5 | 17 | 1 | 1 | 0 | 10 | 26 | 0 | 1 | .459 | .311 | 0 |
| | Nashville | .343 | 29 | 102 | 19 | 35 | 8 | 1 | 4 | 21 | 0 | 0 | 0 | 16 | 29 | 0 | 1 | .559 | .432 | 2 |
| 2012 | MILWAUKEE | .209 | 58 | 86 | 10 | 18 | 4 | 0 | 3 | 12 | 1 | 0 | 0 | 29 | 24 | 0 | 0 | .360 | .409 | 0 |
| | OAKLAND | .212 | 27 | 85 | 10 | 18 | 2 | 1 | 6 | 19 | 0 | 0 | 0 | 37 | 48 | 0 | 0 | .471 | .280 | 4 |
| AL Totals | | .224 | 75 | 183 | 26 | 41 | 14 | 1 | 7 | 29 | 0 | 3 | 0 | 48 | 75 | 0 | 0 | .426 | .293 | 5 |
| NL Totals | | .218 | 174 | 409 | 49 | 89 | 22 | 2 | 17 | 55 | 3 | 5 | 0 | 72 | 94 | 2 | 1 | .406 | .331 | 4 |
| ML Totals | | .220 | 249 | 592 | 75 | 130 | 36 | 3 | 24 | 84 | 3 | 8 | 0 | 120 | 169 | 2 | 1 | .415 | .351 | 9 |

DIVISION SERIES RECORD

| Year | Club/Opp. | AVG. | G | AB | R | H | 2B | 3B | HR | RBI | SH | SF | HP | BB | SO | SB | CS | SLG | OBP | E |
|------|-------------|------|---|----|---|---|----|----|----|-----|----|----|----|----|----|----|----|------|------|---|
| 2011 | MIL vs. ARI | .000 | 1 | 3 | 0 | 0 | 0 | 0 | 0 | 1 | 0 | 0 | 0 | 1 | 1 | 0 | 0 | .000 | .250 | 0 |

LEAGUE CHAMPIONSHIP SERIES RECORD

| Year | Club/Opp. | AVG | G | AB | R | H | 2B | 3B | HR | RBI | SH | SF | HB | BB | SO | SB | CS | SLG | OBP | E |
|------|-------------|------|---|----|---|---|----|----|----|-----|----|----|----|----|----|----|----|------|------|---|
| 2011 | MIL vs. STL | .000 | 2 | 5 | 0 | 0 | 0 | 0 | 0 | 1 | 0 | 0 | 0 | 0 | 1 | 0 | 0 | .000 | .000 | 0 |

Hits: 4, September 3, 2011 at Houston
Home Runs: 2, August 31, 2012 vs. Boston
Runs Batted In: 5, August 31, 2012 vs. Boston
Stolen Bases: 1 (twice), last: June 2, 2010 at Florida
Hitting Streak: 5 (twice), last: August 20 to September 3, 2011
Hitless Streak (At Bats): 16, June 5 to 13, 2010
Grand Slams: None
Pinch-Hit Home Runs: 1, April 6, 2012 vs. St. Louis (Kyle McClellan)
Inside-The-Park Home Runs: None.
Game Ending Home Runs: None
Lead Off Home Runs: None

BRANDON MCCARTHY

32

RIGHT-HANDED PITCHER

Height/Weight: 6-7 / 200

Bats/Throws: Right / Right

Birthdate: July 7, 1983


End of Season Age: 29

Birthplace/Resides: Glendale, California / Dallas, Texas

Major League Service: 6 years, 122 days

Obtained: Signed as a free agent, December 13, 2010

Contract Status: First year of a one-year contract through 2012.



POSTSEASON EXPERIENCE

Has never appeared in the postseason.

2012 HIGHLIGHTS

Was 8-6 with a 3.24 ERA in 18 starts in a season which was interrupted by two stints on the disabled list with shoulder problems and then a season-ending injury when he was hit in the head by a line drive Sept. 5...the ERA was the lowest of his career and was ninth lowest among American League pitchers with 100 or more innings pitched...his win total fell one short of his best from last year...hit a career-high six batters...averaged 1.95 walks per nine innings, which was eighth among AL pitchers with 100 or more innings...was 6-3 with a 2.54 ERA, .252 opponents batting average and five home runs allowed in 78.0 innings and 12 starts before his second stint on the disabled list in mid-June...then went 2-3 with a 4.91 ERA, .303 opponents batting average and five home runs allowed in 33.0 innings in six starts after he was reinstated Aug. 10...his .267 opponents batting average included a .245 (51-for-208) mark by right-handed hitters and .288 (64-for-222) by left-handers...walked just four batters to lead off an inning...eight of the 10 home runs he allowed were solo shots as are 17 of his 21 in two seasons with the A's...seven of the 10 came on the road...opponents hit .221 with runners in scoring position...was 5-1 with a 2.10 ERA in eight starts on five days rest or more, 3-5 with a 4.22 ERA in 10 starts on four days rest...in two seasons with the A's, he is 10-7 with a 2.44 ERA in 22 starts on five days rest or more compared to 7-8 with a 4.22 ERA in 21 starts on four days rest...went 4-0 with a 2.33 ERA in four starts against AL East teams compared to 4-6 with a 3.54 ERA in 14 starts against everyone else...is now 10-0 with a 3.25 ERA (36 er in 99.2 ip) in 15 starts against the AL East since 2009...his last loss was Sept. 7, 2008 against Boston...the A's were 10-8 (.556) in his starting assignments and are 21-22 (.488) in his two seasons...his teams are 48-51 (.485) in his career...tossed six or more innings in 14 of his 18 starts, allowed two runs or fewer 11 times and walked two batters or fewer 14 times.

OAKLAND: Made his first career Opening Day start March 28 against Seattle in Tokyo and had a no decision in the A's 3-1, 11-inning loss...allowed just one run on six hits and no walks in 7.0 innings...became the seventh different Opening Day starter for the A's in the last seven years (Cahill, Sheets, Braden, Blanton, Haren, Zito)...also started the third game of the season, April 6 against Seattle, to become the second pitcher in Oakland history to start two of the A's first three games...the other is Joe Blanton who did it in 2008, the other time the A's opened the season in Japan...also started three of the first seven games, joining Blanton as the only Oakland pitchers to do that since 1977...surrendered a

season-high 11 hits in a 6-0 loss at Los Angeles (AL) April 16 and allowed 10 hits in a loss to Cleveland in his next start April 21...was 0-3 with a 3.38 ERA over his first five starts...then went 6-0 with a 1.96 ERA and .208 opponents batting average over his next seven starts from April 17 to June 19...the winning streak was the longest of his career and matched the longest winning streak by an Athletic in 2012 (Griffin)...went nine days without pitching from May 3 to 11 with shoulder problems...struck out a career-high tying 10 batters in 7.0 scoreless innings in his first start after that, May 12 against Detroit...it was his third career 10-strikeout game and the second time he did not walk a batter or allow a run in those games...made one more start May 17 at Texas and was 3-3 with a 2.95 ERA in nine starts when he was placed on the DL for the first time May 20 retroactive to May 18 with a strained right shoulder...was reinstated June 2 and went 3-0 with a 1.35 ERA in three starts before returning to the DL June 24 (retroactive to June 20) with the same injury...it was his eighth career stint on the DL...had an 11-day stretch without pitching before his second stint on the DL (June 8-18)...tossed 7.0 shutout innings for the win June 19 against Los Angeles (NL) and now has a 16.0-inning scoreless streak in interleague play...is 3-1 with a 1.15 ERA (5 er in 39.0 ip) and .193 (28-for-145) opponents batting average in 10 career interleague appearances, including five starts...made two rehab starts with Triple-A Sacramento July 30 at Reno and Aug. 4 against Memphis and was 0-1 with a 5.59 ERA...was reinstated Aug. 10 and went 2-3 with a 4.91 ERA over his final six starts...took the loss Aug. 15 at Kansas City to snap his six-game winning streak...won back-to-back starts Aug. 25 at Tampa Bay and Aug. 31 against Boston...was the losing pitcher in his final start Sept. 5 against Los Angeles (AL), allowing five runs on three hits in 3.2 innings...was struck on the right side of head by an Erick Aybar line drive in the fourth inning...had surgery later that night to evacuate an epidural hemorrhage and stabilize his skull fracture...the surgery was performed by Dr. Peter Weber at California Pacific Medical Campus in San Francisco...was discharged from the hospital Sept. 11.

LIFETIME PITCHING RECORD

| Year | Club | W | L | ERA | G | GS | CG | SHO | SV | IP | H | R | ER | HR | HB | BB | IBB | SO | WP | BK |
|------------------|---------------|-----------|-----------|-------------|------------|-----------|----------|----------|----------|--------------|------------|------------|------------|-----------|-----------|------------|-----------|------------|-----------|----------|
| 2002 | AZL White Sox | 4 | 4 | 2.76 | 14 | 14 | 0 | 0 | 0 | 78.1 | 78 | 40 | 24 | 6 | 2 | 15 | 1 | 79 | 5 | 3 |
| 2003 | Great Falls | 9 | 4 | 3.65 | 16 | 15 | 1 | 0 | 0 | 101.0 | 105 | 49 | 41 | 7 | 3 | 15 | 0 | 125 | 3 | 3 |
| 2004 | Kannapolis | 8 | 5 | 3.64 | 15 | 15 | 3 | 1 | 0 | 94.0 | 80 | 41 | 38 | 10 | 7 | 21 | 0 | 113 | 3 | 2 |
| | Winston-Salem | 6 | 0 | 2.08 | 8 | 8 | 0 | 0 | 0 | 52.0 | 31 | 12 | 12 | 3 | 1 | 3 | 0 | 60 | 1 | 2 |
| 2005 | Birmingham | 3 | 1 | 3.46 | 4 | 4 | 0 | 0 | 0 | 26.0 | 23 | 10 | 10 | 2 | 2 | 6 | 1 | 29 | 1 | 0 |
| | Charlotte | 7 | 7 | 3.92 | 20 | 19 | 1 | 1 | 0 | 119.1 | 104 | 53 | 52 | 16 | 2 | 32 | 0 | 130 | 5 | 1 |
| | CHICAGO (AL) | 3 | 2 | 4.03 | 12 | 10 | 0 | 0 | 0 | 67.0 | 62 | 30 | 30 | 13 | 2 | 17 | 0 | 48 | 1 | 1 |
| 2006 | CHICAGO (AL) | 4 | 7 | 4.68 | 53 | 2 | 0 | 0 | 0 | 84.2 | 77 | 44 | 44 | 17 | 0 | 33 | 9 | 69 | 5 | 0 |
| 2007 | TEXAS | 5 | 10 | 4.87 | 23 | 22 | 0 | 0 | 0 | 101.2 | 111 | 62 | 55 | 9 | 3 | 48 | 0 | 59 | 4 | 1 |
| | Oklahoma | 0 | 0 | 0.00 | 1 | 1 | 0 | 0 | 0 | 4.1 | 3 | 0 | 0 | 0 | 0 | 0 | 0 | 6 | 0 | 0 |
| 2008 | AZL Rangers | 0 | 0 | 3.60 | 2 | 2 | 0 | 0 | 0 | 5.0 | 7 | 2 | 2 | 0 | 0 | 1 | 0 | 5 | 1 | 0 |
| | Oklahoma | 1 | 1 | 3.38 | 5 | 5 | 0 | 0 | 0 | 26.2 | 21 | 10 | 10 | 2 | 0 | 8 | 0 | 23 | 1 | 0 |
| | TEXAS | 1 | 1 | 4.09 | 5 | 5 | 0 | 0 | 0 | 22.0 | 20 | 11 | 10 | 3 | 1 | 8 | 0 | 10 | 0 | 0 |
| 2009 | TEXAS | 7 | 4 | 4.62 | 17 | 17 | 1 | 1 | 0 | 97.1 | 96 | 55 | 50 | 13 | 3 | 36 | 0 | 65 | 0 | 0 |
| | Oklahoma City | 0 | 1 | 4.15 | 5 | 5 | 0 | 0 | 0 | 21.2 | 20 | 10 | 10 | 1 | 1 | 9 | 0 | 22 | 0 | 0 |
| 2010 | Oklahoma City | 4 | 2 | 3.36 | 11 | 9 | 0 | 0 | 0 | 56.1 | 51 | 22 | 21 | 8 | 3 | 11 | 0 | 44 | 0 | 0 |
| 2011 | OAKLAND | 9 | 9 | 3.32 | 25 | 25 | 5 | 1 | 0 | 170.2 | 168 | 73 | 63 | 11 | 0 | 25 | 1 | 123 | 3 | 0 |
| | Stockton | 1 | 0 | 0.00 | 2 | 2 | 0 | 0 | 0 | 10.0 | 7 | 2 | 0 | 0 | 0 | 0 | 0 | 8 | 0 | 0 |
| 2012 | OAKLAND | 8 | 6 | 3.24 | 18 | 18 | 0 | 0 | 0 | 111.0 | 115 | 44 | 40 | 10 | 6 | 24 | 2 | 73 | 0 | 0 |
| | Sacramento | 0 | 1 | 5.59 | 2 | 2 | 0 | 0 | 0 | 9.2 | 9 | 6 | 6 | 1 | 0 | 3 | 0 | 11 | 0 | 0 |
| ML Totals | | 37 | 39 | 4.02 | 153 | 99 | 6 | 2 | 0 | 654.1 | 649 | 319 | 296 | 76 | 15 | 191 | 12 | 447 | 13 | 2 |

McCARTHY'S CAREER BESTS

Low Hit Complete Game: 3, September 3, 2011 vs. Seattle

Innings Pitched: 9.0 (twice), last: September 3, 2011 vs. Seattle. As reliever: 5.2, September 11, 2005 vs. Los Angeles (AL)

Strikeouts: 10 (three times), May 12, 2012 vs. Detroit; September 3, 2011 vs. Seattle; August 29, 2011 at Cleveland. As reliever: 8, September 11, 2005 vs. Los Angeles (AL)

Longest Winning Streak: 6, April 27 to June 19, 2012

Longest Losing Streak: 5, April 21 to July 4, 2011

Longest Scoreless Streak: 17.2, August 30 to September 11, 2005

McCARTHY'S 2012 STARTS

| Date | Opponent | Score | Dec | ERA | IP | H | R | ER | BB | SO | HR | #PIT |
|----------|---------------------|----------|-----|------|-----|----|---|----|----|----|----|------|
| March 28 | Seattle | 1-3 (11) | -- | 1.29 | 7.0 | 6 | 1 | 1 | 0 | 3 | 1 | 82 |
| April 6 | Seattle | 3-7 | L | 2.25 | 5.0 | 7 | 5 | 2 | 2 | 3 | 0 | 95 |
| April 11 | Kansas City | 5-4 (12) | -- | 2.50 | 6.0 | 6 | 2 | 2 | 2 | 4 | 1 | 102 |
| April 16 | at Los Angeles (AL) | 0-6 | L | 3.60 | 7.0 | 11 | 5 | 5 | 0 | 4 | 1 | 99 |
| April 21 | Cleveland | 1-5 | L | 3.38 | 7.0 | 10 | 2 | 2 | 3 | 4 | 0 | 113 |
| April 27 | at Baltimore | 5-2 | W | 3.23 | 7.0 | 5 | 2 | 2 | 3 | 4 | 0 | 97 |
| May 2 | at Boston | 4-2 | W | 2.96 | 6.2 | 5 | 1 | 1 | 3 | 4 | 0 | 113 |
| May 12 | Detroit | 3-1 | W | 2.56 | 7.0 | 4 | 0 | 0 | 0 | 10 | 0 | 91 |
| May 17 | at Texas | 5-4 (10) | -- | 2.95 | 5.1 | 8 | 4 | 4 | 3 | 4 | 2 | 91 |
| June 2 | at Kansas City | 9-3 | W | 2.95 | 6.0 | 8 | 2 | 2 | 2 | 2 | 0 | 71 |
| June 7 | Texas | 7-1 | W | 2.79 | 7.0 | 3 | 1 | 1 | 0 | 5 | 0 | 88 |
| June 19 | Los Angeles (NL) | 3-0 | W | 2.54 | 7.0 | 2 | 0 | 0 | 1 | 5 | 0 | 81 |
| Aug. 10 | at Chicago (AL) | 3-4 | -- | 2.68 | 6.0 | 6 | 3 | 3 | 1 | 4 | 3 | 85 |
| Aug. 15 | at Kansas City | 2-3 | L | 2.68 | 6.2 | 7 | 3 | 2 | 0 | 4 | 0 | 94 |
| Aug. 20 | Minnesota | 2-7 | L | 3.16 | 3.1 | 10 | 6 | 6 | 1 | 2 | 0 | 86 |
| Aug. 25 | at Tampa Bay | 4-2 | W | 3.12 | 7.0 | 4 | 2 | 2 | 2 | 7 | 1 | 107 |
| Aug. 31 | Boston | 20-2 | W | 3.10 | 6.1 | 8 | 2 | 2 | 0 | 1 | 1 | 103 |
| Sept. 5 | Los Angeles (AL) | 1-7 | L | 3.24 | 3.2 | 5 | 3 | 3 | 1 | 3 | 0 | 54 |

JIM MILLER

53

RIGHT-HANDED PITCHER

Height/Weight: 6-1 / 200

Bats/Throws: Right / Right

Birthdate: April 28, 1982

End of Season Age: 30

Birthplace/Resides: Randolph, New Jersey / Virginia Beach, Virginia

Major League Service: 1 year, 10 days

Obtained: Signed to a minor league contract, November 11, 2011

Contract Status: First year of a one-year contract through 2012.



POSTSEASON EXPERIENCE

Has never appeared in the postseason.

2012 HIGHLIGHTS

The non-roster invitee had four stints with the A's in 2012 and was 2-1 with a 2.59 ERA and .217 opponents batting average in 33 appearances...however, issued 27 walks in 48.2 innings (4.99 per nine innings)...his opponents batting average included a .136 (11-for-81) mark against left-handed hitters compared to .283 (28-for-99) against right-handers...issued 18 of his 27 walks to right-handers for a .398 on-base percentage...held lefties to a .237 mark...his career splits are .167 (17-for-102) against left-handers, .258 (34-for-132) against right-handers...allowed a .263 batting average with the bases empty, .165 with runners on base...including .157 with runners in scoring position...opponents are 10-for-71 (.141) with RISP in his career...surrendered six home runs in 48.2 innings, all solo shots...five were hit on the road...allowed 8-of-18 (44.4%) inherited runners to score...first batters faced were 9-for-26 (.346) with seven walks (.485 on-base percentage)...posted a 1.14 ERA over his first 16 games and then logged a 3.96 ERA over his final 17 outings...had a 1.80 ERA at home compared to 3.14 on the road...compiled a 1.83 ERA and .186 opponents batting average in 12 day games compared to a 3.10 ERA and .236 opponents average in 21 games at night...combined for a 1.30 ERA in the sixth, seventh and eighth innings...had a .270 batting average over his first 15 pitches in a game, .179 after that...did not allow a run in five interleague appearances (8.2 ip)...opponents were 10-for-10 in stolen base attempts with him pitching...the 10 stolen bases were the second most allowed by an American League pitcher with no caught stealings (Matsuzaka, BOS 11)...they match the most in Oakland history by a pitcher with no caught stealings (Eric Ludwick, 1997)...opponents are 12-for-12 in stolen base attempts with him on the mound in his career.

OAKLAND: Was selected from Triple-A Sacramento April 25 and pitched that day against Chicago... was credited with his first Major League win in the A's 5-4, 14-inning victory... entered the game in the top of the 14th with runners on first and second and two outs and allowed a two-run double to Ramirez... the A's came back with three in the bottom of the inning for the win...tossed a career-high 3.0 innings and yielded a career-high five hits May 10 against Detroit...had a 1.93 ERA in six appearances when he was optioned to Sacramento May 11...returned May 20 for his longest stint as he went 1-1 with a 2.25 ERA and .209 opponents batting average in 18 appearances before he was optioned Aug. 3...walked 16 batters in 24.0 innings over that stretch but struck out 25...had a career-high 9.0-inning scoreless streak over a six-game stretch from June 5 to 24...capped the streak by tossing 1.1 innings for his second win of the season June 24 against San Francisco...issued a career-high three walks June 28 at Texas...was placed on the paternity list July 13 and was reinstated July 16...allowed one run in three of his next five appearances (3 er in 8.0 ip, 3.38 ERA) before he was sent down Aug. 3...struck out a career-high four batters in a career-high tying 3.0 innings July 29 at Baltimore...recalled from Sacramento Aug. 24 for his third stint and appeared in just one game, tossing 2.1 scoreless innings Aug. 30 at Cleveland, before he was optioned to Stockton Aug. 31...returned to Oakland Sept. 4 when Stockton's season ended and posted a 4.15 ERA in eight outings following his return...matched his career-high with four strikeouts Sept. 16 against Baltimore...tossed a career-high tying 3.0 innings in consecutive outings Sept. 19 at Detroit and Sept. 22 at New York (AL).

SACRAMENTO: Spent the balance of the season with Sacramento where he was 0-3 with six saves and a 2.79 ERA in 16 relief appearances...did not allow a home run in 19.1 innings...struck out 21 while walking just four for a strikeout-to-walk ratio of 5.25...allowed a .208 opponents batting average, including .125 (5-for-40) by right-handed hitters compared to .313 (10-for-32) by left-handers...yielded a .118 batting average to hitters leading off an inning...did not allow a run in the eighth (6.0 ip) or ninth (7.2 ip) innings...stranded all three of his inherited runners and had one blown save...did not allow a run in six of his first seven appearances (1.13 ERA)...then allowed two runs in 1.0 inning April 23 at Reno before the A's called for the first time two days later...matched his season-high by tossing 2.0 scoreless innings May 14 against Iowa...also struck out a season-high three batters in that game...was charged with his third loss and lone blown save Aug. 6 against Nashville...then picked up the save in four of his final five outings without allowing a run (5.0 ip, 4 h, 1 bb, 8 so)...matched his season-high with three strikeouts Aug. 17 at New Orleans.

LIFETIME PITCHING RECORD

| Year | Club | W | L | ERA | G | GS | CG | SHO | SV | IP | H | R | ER | HR | HB | BB | IBB | SO | WP | BK |
|----------------------------|------------------|-----------|-----------|-------------|------------|----------|----------|----------|------------|--------------|------------|------------|------------|-----------|-----------|------------|-----------|------------|-----------|----------|
| 2004 | Tri-City | 1 | 1 | 0.97 | 34 | 0 | 0 | 0 | 17 | 37.0 | 21 | 6 | 4 | 1 | 2 | 11 | 0 | 65 | 1 | 0 |
| 2005 | Modesto | 1 | 3 | 3.78 | 48 | 0 | 0 | 0 | 25 | 47.2 | 39 | 22 | 20 | 3 | 1 | 17 | 0 | 68 | 3 | 0 |
| | Tulsa | 1 | 1 | 0.60 | 16 | 0 | 0 | 0 | 9 | 15.0 | 6 | 5 | 1 | 2 | 2 | 8 | 0 | 19 | 2 | 0 |
| 2006 | Tulsa | 0 | 3 | 3.86 | 45 | 0 | 0 | 0 | 12 | 44.1 | 50 | 23 | 19 | 10 | 5 | 14 | 2 | 41 | 1 | 1 |
| 2007 | Bowie | 2 | 3 | 2.79 | 30 | 0 | 0 | 0 | 4 | 38.2 | 26 | 13 | 12 | 0 | 3 | 25 | 0 | 49 | 3 | 0 |
| | Norfolk | 1 | 2 | 4.23 | 22 | 0 | 0 | 0 | 3 | 27.2 | 25 | 13 | 13 | 3 | 1 | 16 | 0 | 30 | 2 | 0 |
| 2008 | Bowie | 0 | 1 | 3.46 | 7 | 0 | 0 | 0 | 0 | 13.0 | 11 | 5 | 5 | 1 | 3 | 5 | 0 | 17 | 0 | 0 |
| | Norfolk | 3 | 5 | 3.09 | 49 | 0 | 0 | 0 | 10 | 67.0 | 50 | 26 | 23 | 4 | 0 | 22 | 1 | 79 | 1 | 1 |
| | BALTIMORE | 0 | 2 | 1.17 | 8 | 0 | 0 | 0 | 1 | 7.2 | 9 | 3 | 1 | 0 | 1 | 5 | 2 | 8 | 1 | 0 |
| 2009 | Norfolk | 4 | 4 | 2.64 | 54 | 0 | 0 | 0 | 17 | 64.2 | 64 | 20 | 19 | 3 | 1 | 19 | 3 | 59 | 0 | 0 |
| 2010 | Norfolk | 1 | 0 | 4.84 | 33 | 0 | 0 | 0 | 0 | 57.2 | 60 | 33 | 31 | 9 | 0 | 18 | 2 | 53 | 3 | 0 |
| 2011 | Colorado Springs | 8 | 5 | 5.25 | 65 | 0 | 0 | 0 | 24 | 72.0 | 93 | 48 | 42 | 7 | 5 | 21 | 4 | 73 | 3 | 0 |
| | COLORADO | 0 | 0 | 2.57 | 6 | 0 | 0 | 0 | 0 | 7.0 | 3 | 2 | 2 | 0 | 0 | 4 | 0 | 5 | 0 | 0 |
| 2012 | Sacramento | 0 | 3 | 2.79 | 16 | 0 | 0 | 0 | 6 | 19.1 | 15 | 6 | 6 | 0 | 0 | 4 | 1 | 21 | 0 | 0 |
| | OAKLAND | 2 | 1 | 2.59 | 33 | 0 | 0 | 0 | 0 | 48.2 | 39 | 15 | 14 | 6 | 3 | 27 | 2 | 44 | 1 | 0 |
| AL Totals | | 2 | 3 | 2.40 | 41 | 0 | 0 | 0 | 1 | 56.1 | 48 | 18 | 15 | 6 | 4 | 32 | 4 | 52 | 2 | 0 |
| NL Totals | | 0 | 0 | 2.57 | 6 | 0 | 0 | 0 | 0 | 7.0 | 3 | 2 | 2 | 0 | 0 | 4 | 0 | 5 | 0 | 0 |
| ML Totals | | 2 | 3 | 2.42 | 47 | 0 | 0 | 0 | 1 | 63.1 | 51 | 20 | 17 | 6 | 4 | 36 | 4 | 57 | 2 | 0 |
| Minor League Totals | | 22 | 31 | 3.48 | 419 | 0 | 0 | 0 | 127 | 504.0 | 460 | 220 | 195 | 43 | 23 | 180 | 13 | 574 | 19 | 2 |

MILLER'S CAREER BESTS

Low Hit Complete Game: None
Innings Pitched: 3.0 (four times), last: September 22, 2012 at New York (AL)
Strikeouts: 4 (twice), last: September 16, 2012 at Detroit
Longest Winning Streak: 2, April 25 to June 24, 2012
Longest Losing Streak: 2, September 3 to 20, 2008
Longest Scoreless Streak: 9.0, June 5 to 24, 2012



LEFT-HANDED PITCHER

Height/Weight: 6-0 / 205

Bats/Throws: Left / Left

Birthdate: February 16, 1987

End of Season Age: 25

Birthplace/Resides: Saugus, California / Agua Dulce, California

Major League Service: 1 year, 26 days

Obtained: Acquired from the Washington Nationals with pitcher Brad Peacock, catcher Derek Norris and minor league pitcher A.J. Cole for pitcher Gio Gonzalez and minor league pitcher Rob Gilliam, December 23, 2011.

Contract Status: First year of a one-year contract through 2012.

POSTSEASON EXPERIENCE

Has never appeared in the postseason.

2012 HIGHLIGHTS

Was one of four players acquired from Washington in the Gio Gonzalez trade during the offseason and went 13-10 with a 3.74 ERA in a team-leading 31 starts...also led the A's in innings pitched (190.0), had the only complete game and tied for the team-lead in wins...fellow rookie Jarrod Parker also won 13 games and they set an Oakland record for wins by a rookie...the previous mark of 12 was held by Chris Codioli (1983) and Joe Blanton (2005)...had the most wins by an Athletics rookie since Harry Byrd won 15 games for the 1952 Philadelphia A's en route to Rookie of the Year honors...the A's became the first team since the 1952 Brooklyn Dodgers to have two rookies win 13 or more games (Joe Black 15, Billy Loes 13)...

it was the second time in Oakland history the A's had two rookie 10-game winners...the other time was in 2009 (Anderson 11, Cahill 10)...Parker made 29 starts and this was the third time in Oakland history the A's had two rookies with 20 or more starts (Keough and Johnson in 1978; Anderson and Cahill in 2009)...struck out 137, which was the fourth best rookie total in Oakland history and the sixth best in Athletics history...also tied for the fifth most games started by an Oakland rookie (31) and was sixth in innings pitched (190.0)...surrendered 24 home runs, which tied for second most...tied for the lead among Major League rookies in complete games...tied for second among American League rookies in wins and games started, ranked third in innings pitched and was fifth in strikeouts...his ERA ranked third among AL rookies with 130 or more innings...walked just 36 batters in 190.0 innings, an average of 1.71 per nine innings...that was the second lowest mark in the AL and sixth lowest in the majors...it was the fifth lowest mark in Oakland history...had a strikeout to walk ratio of 3.81, which ranked seventh in the AL...it was the fourth best mark in Athletics history...tied for third in the AL with six pickoffs...opponents were 8-for-18 (44.4%) in stolen base attempts, which was the second lowest mark in the AL...allowed a team-leading 207 hits, which were ninth most in the AL...his 31 games started were the fewest by an A's team leader since Steve Karsay led Oakland with 24 starts in 1997...went 7-4 with a 2.74 ERA and .240 opponents batting average in 15 starts at home compared to 6-6 with a 4.83 ERA and .316 opponents batting average in 16 starts on the road...had the eighth lowest home ERA in the AL and the ninth highest road ERA...allowed 18 of his 24 home runs on the road, which was fourth most in the AL...received just 12 runs of support in his 10 losses (58.1 ip, 1.85 RSA)...received no run support six times and one run four times...had two wins where he received just one run of support...his opponents batting average included a .263 (51-for-194) mark against left-handed hitters compared to .283 (156-for-551) against right-handers...walked 15 of the 214 lefties he faced (one per 14.2 plate appearances) compared to 21 of the 577 right-handers (one per 27.5 plate appearances)...his lowest ERA in a month was 3.55 in July, his highest was 3.96 in August...was 6-1 with a 1.96 ERA in nine starts against AL Central teams, 7-9 with a 4.56 ERA in 22 starts against everyone else...was 10-5 with a 3.14 ERA and .257 opponents batting average in 21 starts at night, 3-5 with a 5.12 ERA and .322 opponents batting average in 10 starts during the day...ranked eighth in the AL in night ERA and tied for 10th in wins...issued 12 of his 36 walks in the first inning of a game...allowed a .319 batting average to hitters leading off an inning...yielded 10 of his 24 home run in that situation...opponents are batting .327 (68-for-208) against him to lead off an inning in his career...yielded a .462 (6-for-13) batting average and

ATHLETICS BEST STRIKEOUT-TO-WALK RATIO, SEASON

- 4.92 Brandon McCarthy, 2011
- 3.91 Dan Haren, 2006
- 3.84 Rube Waddell, 1904
- 3.81 Tommy Milone, 2012**
- 3.58 Chief Bender, 1909

two home runs with the bases loaded...the two grand slams tied for second most in the AL and the batting average was fourth highest...the A's were 20-11 (.645) in his starting assignments and his teams are 25-11 (.694) in his career...tossed at least six innings in 21 of his 31 starts, allowed two runs or fewer 18 times and walked two batters or fewer 27 times...including nine games with no walks and 14 with one.

OAKLAND A'S FEWEST WALKS PER NINE INNINGS, SEASON

- 1.30 Catfish Hunter, 1974
- 1.32 Brandon McCarthy, 2011
- 1.53 Gil Heredia, 1999
- 1.57 Joe Blanton, 2007
- 1.71 Tommy Milone, 2012

OAKLAND: Was one of three inactive players for the season opener in Japan...made his Oakland debut in the fifth game of the season and combined with Grant Balfour on a three-hit, 1-0 shutout against Kansas City (8.0 ip, 3 h, 3 bb)...became just the second pitcher in Oakland history to toss eight or more shutout innings in his Oakland debut (Mike Norris, complete game shutout, April 10, 1975 against Chicago)...did not strikeout a batter to become the third pitcher in Oakland history to toss at least 8.0 shutout innings and not strikeout a batter (Matt Keough, July 27, 1980 against Detroit; Catfish Hunter, May 25, 1973 against Detroit)...combined with Balfour on a four-hit, 2-0 shutout against Chicago April 24 (8.0 ip, 3 h, 5 so)...according to the Elias Sports Bureau he is just the second Oakland rookie over the last 75 years to have two wins while pitching at least eight scoreless innings and allowing three or fewer hits in a season (Vida Blue, 1970)...that improved his record to 3-1 with a 2.00 ERA over his first four starts...then went 3-4 with a 5.74 ERA over his next nine starts from April 30 to June 13...won back-to-back starts May 6 at Tampa Bay and May 11 at Detroit, one of five times he had a two-game winning streak (April 9-24, June 20-25, Aug. 22-28, Sept. 9-14)...never won more than two in a row...defeated Los Angeles May 21 to become the first pitcher in Oakland history to win each of his first four starts at the Coliseum...went 1 for 3 with a run scored and two RBI at Arizona June 8...is the third A's pitcher since interleague play began in 1997 with two RBI in a game (Dan Haren, June 10, 2005 at Atlanta; Joe Kennedy, June 12, 2007 at Houston)...allowed a career-high tying eight runs June 13 at Colorado (also April 30 at Boston) and walked a career-high tying four batters (also May 6 at Tampa Bay)...then walked one batter or fewer in each of his next 14 starts through Sept. 9...walked just eight batters in 88.0 innings (0.82 per nine innings) during the streak, which tied for the longest such streak in Oakland history...shares the mark with Gil Heredia (May 29-Aug. 11, 1999)...went 3-1 with a 1.10 ERA over a six-start stretch from June 20 to July 20...began that streak by tossing a complete game three-hitter in a 4-1 win over Los Angeles (NL) June 20 (1 bb, 2 so)...it was the first complete game by an A's rookie in the Coliseum since Barry Zito did it against Tampa Bay Sept. 10, 2000...had a career-high 15.0-inning scoreless streak from June 20 to 30...struck out a career-high 10 batters July 20 against New York (AL) matching the most ever by an Oakland pitcher against the Yankees (fourth time, last: Bobby Witt, July 2, 1993)...did not walk a batter or allow a run, the ninth time in Oakland history a pitcher had at least 10 strikeouts with no runs or walks (last: Brandon McCarthy vs. Seattle, Sept. 3, 2011)...had a career-high three-game losing streak over a three-start stretch from July 26 to Aug. 5 (7.58 ERA)...had 11 days rest between his starts of Aug. 5 and 17 as the A's had off days Aug. 9 and 13...allowed a career-high tying 10 hits (also July 14 at Minnesota) in a career-low 3.0 innings Sept. 3 against Los Angeles (AL)...matched his career-high with 10 strikeouts in 6.0 innings Sept. 9 at Seattle...it was his second 10-strikeout game and he has not walked a batter in either outing...finished the season by going 2-0 with a 2.60 ERA, despite a .339 opponents batting average, over his final five starts...won his 13th game of the season Sept. 14 against Baltimore to set an Oakland rookie record for wins...that was matched by Parker Oct. 1.

LIFETIME PITCHING RECORD

| Year | Club | W | L | ERA | G | GS | CG | SHO | SV | IP | H | R | ER | HR | HB | BB | IBB | SO | WP | BK |
|------|----------------------------|-----------|-----------|-------------|-----------|-----------|----------|----------|----------|--------------|------------|------------|------------|-----------|-----------|-----------|----------|------------|-----------|----------|
| 2008 | Vermont | 1 | 3 | 4.57 | 6 | 3 | 0 | 0 | 0 | 21.2 | 27 | 12 | 11 | 4 | 0 | 3 | 0 | 22 | 0 | 0 |
| | Hagerstown | 0 | 3 | 2.89 | 7 | 7 | 0 | 0 | 0 | 37.1 | 36 | 16 | 12 | 0 | 0 | 6 | 0 | 27 | 0 | 0 |
| 2009 | Potomac | 12 | 5 | 2.91 | 27 | 25 | 0 | 0 | 0 | 151.1 | 144 | 57 | 49 | 9 | 5 | 36 | 2 | 106 | 8 | 1 |
| 2010 | Harrisburg | 12 | 5 | 2.85 | 27 | 27 | 2 | 0 | 0 | 158.0 | 161 | 57 | 50 | 10 | 4 | 23 | 0 | 155 | 7 | 2 |
| 2011 | Syracuse | 12 | 6 | 3.22 | 24 | 24 | 0 | 0 | 0 | 148.1 | 137 | 55 | 53 | 9 | 1 | 16 | 0 | 155 | 3 | 2 |
| | WASHINGTON | 1 | 0 | 3.81 | 5 | 5 | 0 | 0 | 0 | 26.0 | 28 | 11 | 11 | 2 | 2 | 4 | 2 | 15 | 0 | 0 |
| 2012 | OAKLAND | 13 | 10 | 3.74 | 31 | 31 | 1 | 0 | 0 | 190.0 | 207 | 90 | 79 | 24 | 4 | 36 | 2 | 137 | 2 | 0 |
| | AL Totals | 13 | 10 | 3.74 | 31 | 31 | 1 | 0 | 0 | 190.0 | 207 | 90 | 79 | 24 | 4 | 36 | 2 | 137 | 2 | 0 |
| | NL Totals | 1 | 0 | 3.81 | 5 | 5 | 0 | 0 | 0 | 26.0 | 28 | 11 | 11 | 2 | 2 | 4 | 2 | 15 | 0 | 0 |
| | ML Totals | 14 | 10 | 3.75 | 36 | 36 | 1 | 0 | 0 | 216.0 | 235 | 101 | 90 | 26 | 6 | 40 | 4 | 152 | 2 | 0 |
| | Minor League Totals | 37 | 22 | 3.05 | 91 | 86 | 2 | 0 | 0 | 516.2 | 505 | 197 | 175 | 32 | 10 | 84 | 2 | 465 | 18 | 5 |

MILONE'S CAREER BESTS

Low Hit Complete Game: 3, June 20, 2012 vs. Los Angeles (NL)
Innings Pitched: 9.0, June 20, 2012 vs. Los Angeles (NL)
Strikeouts: 10 (twice), last: September 9, 2012 at Seattle
Longest Winning Streak: 2 (six times), last: September 9, 2012 to present
Longest Losing Streak: 3, July 26 to August 5, 2012
Longest Scoreless Streak: 15.0, June 20 to 30, 2012

MILONE'S 2012 STARTS

| Date | Opponent | Score | Dec | ERA | IP | H | R | ER | BB | SO | HR | #PIT |
|----------|---------------------|----------|-----|------|-----|----|---|----|----|----|----|------|
| April 9 | Kansas City | 1-0 | W | 0.00 | 8.0 | 3 | 0 | 0 | 3 | 0 | 0 | 93 |
| April 14 | at Seattle | 0-4 | L | 2.57 | 6.0 | 4 | 4 | 4 | 2 | 5 | 1 | 90 |
| April 19 | at Los Angeles (AL) | 4-2 | W | 2.84 | 5.0 | 7 | 2 | 2 | 1 | 3 | 0 | 94 |
| April 24 | Chicago (AL) | 2-0 | W | 2.00 | 8.0 | 3 | 0 | 0 | 0 | 5 | 0 | 98 |
| April 30 | at Boston | 6-11 | L | 3.69 | 4.2 | 8 | 8 | 7 | 1 | 5 | 3 | 98 |
| May 6 | at Tampa Bay | 9-5 | W | 4.42 | 5.0 | 5 | 5 | 5 | 4 | 1 | 1 | 94 |
| May 11 | Detroit | 11-4 | W | 3.92 | 7.0 | 5 | 2 | 1 | 1 | 6 | 0 | 98 |
| May 16 | at Texas | 1-4 | L | 4.09 | 7.0 | 9 | 4 | 4 | 1 | 4 | 1 | 100 |
| May 21 | Los Angeles (AL) | 2-1 | W | 3.75 | 7.0 | 5 | 1 | 1 | 1 | 3 | 0 | 108 |
| May 27 | New York (AL) | 0-2 | L | 3.64 | 6.2 | 8 | 2 | 2 | 2 | 3 | 1 | 108 |
| June 3 | at Kansas City | 0-2 | L | 3.53 | 7.0 | 8 | 2 | 2 | 1 | 6 | 1 | 103 |
| June 8 | at Arizona | 8-9 | -- | 3.77 | 5.0 | 9 | 4 | 4 | 2 | 5 | 2 | 92 |
| June 13 | at Colorado | 10-8 | -- | 4.48 | 4.0 | 7 | 8 | 8 | 4 | 4 | 3 | 89 |
| June 20 | Los Angeles (NL) | 4-1 | W | 4.13 | 9.0 | 3 | 1 | 1 | 1 | 2 | 0 | 112 |
| June 25 | at Seattle | 1-0 | W | 3.83 | 7.0 | 7 | 0 | 0 | 0 | 5 | 0 | 110 |
| ~June 30 | at Texas | 2-7 | L | 3.73 | 5.0 | 6 | 6 | 1 | 0 | 6 | 2 | 96 |
| July 6 | Seattle | 4-1 (11) | -- | 3.57 | 7.0 | 6 | 1 | 1 | 1 | 9 | 0 | 107 |
| July 14 | at Minnesota | 9-3 | W | 3.54 | 6.0 | 10 | 2 | 2 | 1 | 4 | 1 | 94 |
| July 20 | New York (AL) | 3-2 | -- | 3.34 | 7.0 | 6 | 0 | 0 | 0 | 10 | 0 | 110 |
| July 26 | at Toronto | 4-10 | L | 3.51 | 7.0 | 8 | 6 | 5 | 0 | 7 | 2 | 86 |
| July 31 | Tampa Bay | 0-8 | L | 3.68 | 6.0 | 7 | 5 | 5 | 1 | 4 | 0 | 95 |
| Aug. 5 | Toronto | 5-6 | L | 3.91 | 6.0 | 9 | 6 | 6 | 1 | 4 | 1 | 107 |
| Aug. 17 | Cleveland | 6-4 | -- | 4.03 | 5.0 | 7 | 4 | 4 | 1 | 6 | 1 | 95 |
| Aug. 22 | Minnesota | 5-1 | W | 3.87 | 8.0 | 2 | 1 | 1 | 1 | 5 | 0 | 102 |
| Aug. 28 | at Cleveland | 7-0 | W | 3.73 | 6.0 | 7 | 0 | 0 | 1 | 5 | 0 | 102 |
| Sept. 3 | Los Angeles (AL) | 3-8 | L | 3.94 | 3.0 | 10 | 5 | 5 | 0 | 1 | 2 | 67 |
| Sept. 9 | at Seattle | 4-2 | W | 3.90 | 6.0 | 8 | 2 | 2 | 0 | 10 | 1 | 104 |
| Sept. 14 | Baltimore | 3-1 | W | 3.81 | 6.1 | 6 | 2 | 1 | 2 | 2 | 1 | 92 |
| Sept. 20 | at Detroit | 12-4 | -- | 3.86 | 4.2 | 9 | 3 | 3 | 3 | 1 | 0 | 94 |
| Sept. 25 | at Texas | 3-2 (10) | -- | 3.74 | 6.0 | 6 | 2 | 0 | 0 | 3 | 0 | 110 |
| Sept. 30 | Seattle | 5-2 | -- | 3.74 | 4.2 | 9 | 2 | 2 | 0 | 3 | 0 | 85 |

OAKLAND A'S ROOKIE BESTS

MOST WINS

| | |
|----------------------------|-----------|
| Tommy Milone, 2012 | 13 |
| Jarrod Parker, 2012 | 13 |
| Joe Blanton, 2005 | 12 |
| Chris Codioli, 1983 | 12 |
| Brett Anderson, 2009 | 11 |
| Tim Hudson, 1999 | 11 |
| John Johnson, 1978 | 11 |
| Steve McCatty, 1979 | 11 |
| Trevor Cahill, 2009 | 10 |
| Tim Lincecum, 1985 | 10 |

MOST STARTS

| | |
|----------------------------|-----------|
| Joe Blanton, 2005 | 33 |
| Trevor Cahill, 2009 | 32 |
| Greg Smith, 2008 | 32 |
| Matt Keough, 1978 | 32 |
| Tommy Milone, 2012 | 31 |
| Chris Codioli, 1983 | 31 |
| Rick Langford, 1977 | 31 |
| Brett Anderson, 2009 | 30 |
| John Johnson, 1978 | 30 |
| Jarrod Parker, 2012 | 29 |

MOST INNINGS

| | |
|----------------------------|--------------|
| Rick Langford, 1977 | 208.1 |
| Chris Codioli, 1983 | 205.2 |
| Joe Blanton, 2005 | 201.1 |
| Matt Keough, 1978 | 197.1 |
| Greg Smith, 2008 | 190.1 |
| Tommy Milone, 2012 | 190.0 |
| John Johnson, 1978 | 186.0 |
| Steve McCatty, 1979 | 185.2 |
| Jarrod Parker, 2012 | 181.1 |
| Trevor Cahill, 2009 | 178.2 |

**OUTFIELDER****Height/Weight:** 6-0 / 210**Bats/Throws:** Left / Right**Birthdate:** September 16, 1983**End of Season Age:** 29**Birthplace/Resides:** Monroe, Georgia / Loganville, Georgia**Major League Service:** 2 years, 160 days**Obtained:** Signed to a minor league contract, November 19, 2011**Contract Status:** First year of a one-year contract through 2012.**POSTSEASON EXPERIENCE**

Has never appeared in the postseason.

2012 HIGHLIGHTS

The non-roster invitee joined the A's in June and went on to bat .291 with 21 home runs and 52 RBI in just 84 games...the home runs tied for third most in American League history by a player with fewer than 90 games played...is one of just three players in Athletics history to hit 20 home runs in fewer than 100 games, joining Jose Canseco (22 in 97 games, 1992) and Woodie Held (20 in 92 games, 1957)...the home runs were a career-high as he had just 15 home runs in 249 games entering the season...also had career-highs in RBI and strikeouts (90)...added 18 doubles and more than half of his hits were for extra bases (39 of 77, 50.6%)...slugged a career-high .596, which was fourth best in the majors among players with 250 or more plate appearances...also had a career-best .358 on-base percentage...batted .290 (60-for-207) with 19 of his 21 home runs and 44 of his 52 RBI against right-handed pitchers compared to .290 (17-for-58) against left-handers...had a .643 slugging percentage against righties compared to .431 against lefties...has hit 32 of his 36 career home runs off right-handers...made just 11 of his 68 starts against left-handers...was 5-for-10 (.500) with a home run, four RBI and four walks as a pinch hitter...tied for third among AL pinch hitters in hits and walks...based on a minimum of 10 plate appearances, he had the best batting average and on-base percentage (.600) in the AL and ranked second in slugging (.800)...hit .254 with the bases empty compared to .331 with runners on base...hit an AL leading .545 (18-for-33) when putting the first pitch in play...hit 15 of his 21 home runs at night...10 came in 26 games before the All-Star Break...hit 12 in 58 games after the break...15 came as a first baseman, which were the most by an A's first baseman since Jason Giambi had 32 in 2001...hit six home runs in interleague play, which tied for fifth in the majors and matched the Oakland interleague record set by Miguel Tejada in 2000...started 51 games at first base, which tied for the team leading...also started eight games in left field, four in right field and two at designated hitter...committed eight errors in 55 games overall as a first baseman, which was third most among AL first basemen...his .9818 fielding percentage was second lowest in Oakland history by an A's first baseman with 50 or more games...Jeff Newman had a mark of .9816 in 1980.

**MOST HOME RUNS,
AMERICAN LEAGUE,
FEWER THAN 90
GAMES**

- 28 Ted Williams, BOS 1950 (89)
- 24 Juan Gonzalez, TEX 2003 (82)
- 21 Brandon Moss, 2012 (84)**
- 21 Kevin Maas, NYY 1990 (79)
- 20 John Jaha, MIL 1995 (88)
- 20 Mike Napoli, LAA 2008 (78)

Number in parentheses is games played

OAKLAND: Was selected from Sacramento June 6 and started at first base that day against Texas...it was his first start at first base since June 24, 2008 and he had just two career appearances at first entering the season...homed June 7 against Texas, his first since Sept. 2, 2009 at Cincinnati...it snapped a career-high 49-game homerless streak...had his first career two-homer game June 12 at Colorado...homed in all three games of the Colorado series June 12-14 and had four home runs total...is the first Athletic to hit four home runs in a three-game series since Geronimo Berroa against Minnesota, Aug. 12-14, 1996...also homered June 15 against San Diego, giving him a home run in four consecutive games...it was the 20th time in Oakland history a player homered in at least four straight games...that give him six home runs and he became the second player in Athletics history to hit six home runs in his first nine games with the club (Jack Cust, 2007)...was named American League Player of the Week for the week of June 11-17...batted .348 with three doubles, five home runs, 10 RBI and seven runs scored in six games...it was his first Player

of the Week award...committed three errors in the sixth inning June 23 against San Francisco, tying the Major League record for most errors by a first baseman in an inning...it was the seventh time, the first since Jack Clark did it for St. Louis on May 25, 1987...since 1984, the only other Athletic to commit three errors in an inning is Kurt Abbott on May 10, 1998 vs. Chicago at shortstop...the three errors set an Oakland record for errors in a game by a first baseman...is the first Athletics first baseman to commit three errors in a game since Lou Limmer Aug. 19, 1954 vs. New York...tied for eighth in the AL with seven home runs in June...hit his 10th home run in his 24th game July 4 at Boston...in Athletics history, only Dave Kingman reached 10 home runs in fewer than his first 24 games with the club (19 in 1984)...was batting .282 with 10 home runs and 18 RBI over his first 24 games through July 4...then went 11-for-66 (.167) with two home runs and six RBI over his next 25 games from July 6 to Aug. 14...had the game-ending single in the bottom of the ninth inning July 20 against New York...was batting .230 with 20 runs, seven doubles, 12 home runs and 35 RBI over his first 51 games through Aug. 17...then went 42-for-113 (.372) with 28 runs, 11 doubles, nine home runs and 27 RBI over his final 33 games...had career highs Aug. 31 against Boston with four hits and four runs scored and matched his career-high with two doubles...also drove in four runs became the 12th player in Oakland history with at least four hits, four RBI and four runs scored in a game...went 11-for-15 (.733) with three doubles, three home runs, nine RBI and five runs scored in five games against Boston...homed in consecutive games Sept. 10 and 11 at Los Angeles to cap a 12-game stretch that began Aug. 19 where he had six home runs and 13 RBI...had a career-high eight-game hitting streak from Sept. 20-27 and batted .414 (12-for-49) with 10 runs, five doubles, two home runs, three RBI and six walks during the streak...hit his second career pinch-hit home run Sept. 21 at New York, a game-tying shot in the ninth inning of the A's 2-1, 10-inning loss...had a career-high five RBI Sept. 29 against Seattle, including his second career game-ending home run in the bottom of the 10th inning...it was his fourth career "walk-off" hit.

SACRAMENTO: Batted .286 with 15 home runs and 33 RBI in 51 games with Sacramento...was tied for second in the Pacific Coast League and tied for sixth in all of Minor League Baseball in home runs at the time of his promotion to Oakland on June 6...had a .582 slugging percentage...batted .311 (37-for-119) with 12 of his 15 home runs against right-handed pitching compared to .247 (19-for-77) against left-handers...hit .361 with 11 of his 14 home runs on the road compared to .212 at home...batted .333 in April, .263 in May and .227 in June...had seven home runs in 11 games during the day compared to eight home runs in 40 games at night...had a .154 average with runners in scoring position and two outs...appeared in 14 games in left field, 13 at first base and 10 in right field...also hit .302 with two home runs and seven RBI in 14 games at designated hitter...saw his most action with 34 games batting clean-up...went 2-for-5 in his first game April 5 at Las Vegas and hit safely in each of his first 17 road contests (30-for-73, .411)...had a season-high 11-game hitting streak from April 14 to 27 (16-for-45, .356) and reached base safely via hit or walk in 23 consecutive games from April 14 to May 10...hit .311 with a .370 on-base percentage during the reaching base streak...had his first of three two-homer games April 22 at Reno...also went deep twice May 21 at Round Rock and June 3 at Tacoma...had three hits against Reno and Round Rock, which were a season-high...went 2-for-5 May 23 at Round Rock to boost his average to .318...then went 6-for-39 (.154) over his final 11 games...five of the hits were home runs.

LIFETIME PLAYING RECORD

| Year | Club | AVG | G | AB | R | H | 2B | 3B | HR | RBI | SH | SF | HP | BB | SO | SB | CS | SLG | OBP | E |
|------------------|---------------|-------------|------------|------------|------------|------------|-----------|----------|-----------|------------|----------|----------|----------|-----------|------------|----------|----------|-------------|-------------|-----------|
| 2002 | GCL Red Sox | .204 | 42 | 113 | 10 | 23 | 6 | 2 | 0 | 6 | 1 | 1 | 2 | 13 | 40 | 1 | 2 | .292 | .295 | 2 |
| 2003 | Lowell | .237 | 65 | 228 | 29 | 54 | 15 | 4 | 7 | 34 | 0 | 5 | 4 | 15 | 53 | 7 | 5 | .430 | .290 | 3 |
| 2004 | Augusta | .339 | 109 | 433 | 66 | 147 | 25 | 6 | 13 | 101 | 0 | 7 | 4 | 46 | 75 | 19 | 8 | .515 | .402 | 8 |
| | Sarasota | .422 | 23 | 83 | 16 | 35 | 2 | 1 | 2 | 10 | 0 | 1 | 0 | 7 | 15 | 2 | 0 | .542 | .462 | 0 |
| 2005 | Portland | .268 | 135 | 503 | 87 | 135 | 31 | 4 | 16 | 61 | 1 | 8 | 3 | 53 | 129 | 6 | 3 | .441 | .337 | 8 |
| 2006 | Portland | .285 | 133 | 508 | 76 | 145 | 36 | 3 | 12 | 83 | 2 | 4 | 3 | 56 | 108 | 8 | 5 | .439 | .357 | 4 |
| 2007 | Pawtucket | .282 | 133 | 493 | 66 | 139 | 41 | 2 | 16 | 78 | 0 | 2 | 3 | 61 | 148 | 3 | 5 | .471 | .363 | 2 |
| | BOSTON | .280 | 15 | 25 | 6 | 7 | 2 | 1 | 0 | 1 | 0 | 0 | 0 | 4 | 6 | 0 | 0 | .440 | .379 | 0 |
| 2008 | BOSTON | .295 | 34 | 78 | 7 | 23 | 5 | 1 | 2 | 11 | 0 | 2 | 0 | 6 | 25 | 1 | 1 | .462 | .337 | 0 |
| | Pawtucket | .282 | 43 | 163 | 29 | 46 | 8 | 4 | 8 | 30 | 0 | 2 | 1 | 16 | 47 | 2 | 0 | .528 | .346 | 3 |
| | PITTSBURGH | .222 | 45 | 158 | 12 | 35 | 10 | 2 | 6 | 23 | 0 | 3 | 1 | 15 | 45 | 0 | 1 | .424 | .288 | 1 |
| 2009 | PITTSBURGH | .236 | 133 | 385 | 47 | 91 | 20 | 4 | 7 | 41 | 0 | 1 | 4 | 34 | 84 | 1 | 5 | .364 | .304 | 2 |
| 2010 | Indianapolis | .266 | 136 | 500 | 73 | 133 | 32 | 2 | 22 | 96 | 4 | 3 | 7 | 42 | 118 | 12 | 7 | .470 | .330 | 2 |
| | PITTSBURGH | .154 | 17 | 26 | 2 | 4 | 1 | 0 | 0 | 2 | 0 | 0 | 0 | 1 | 6 | 0 | 0 | .192 | .185 | 0 |
| 2011 | Lehigh Valley | .275 | 124 | 436 | 66 | 120 | 31 | 1 | 23 | 80 | 0 | 4 | 4 | 62 | 127 | 4 | 6 | .509 | .368 | 5 |
| | PHILADELPHIA | .000 | 5 | 6 | 0 | 0 | 0 | 0 | 0 | 0 | 0 | 0 | 0 | 2 | 4 | 0 | 0 | .000 | .000 | 0 |
| 2012 | Sacramento | .286 | 51 | 196 | 32 | 56 | 11 | 1 | 15 | 33 | 0 | 1 | 5 | 22 | 40 | 4 | 0 | .582 | .371 | 3 |
| | OAKLAND | .291 | 84 | 265 | 48 | 77 | 18 | 0 | 21 | 52 | 0 | 2 | 3 | 26 | 90 | 1 | 1 | .596 | .358 | 9 |
| AL Totals | | .291 | 133 | 368 | 61 | 107 | 25 | 2 | 23 | 64 | 0 | 4 | 3 | 36 | 121 | 2 | 2 | .557 | .355 | 9 |
| NL Totals | | .226 | 200 | 575 | 61 | 130 | 31 | 6 | 13 | 66 | 0 | 4 | 5 | 50 | 137 | 1 | 6 | .369 | .292 | 3 |
| ML Totals | | .251 | 333 | 943 | 122 | 267 | 56 | 8 | 36 | 130 | 0 | 8 | 8 | 86 | 258 | 3 | 8 | .442 | .317 | 12 |

MOSS' CAREER BESTS

Hits: 4, August 31, 2012 vs. Boston

Home Runs: 2, June 12, 2012 at Colorado

Runs Batted In: 5, September 29, 2012 vs. Seattle

Stolen Bases: 1 (three times), last: September 30, 2012 vs. Seattle

Hitting Streak: 8, September 20 to 27, 2012

Hitless Streak (At Bats): 17, September 10 to 29, 2010

Grand Slams: None.

Pinch-Hit Home Runs: 2, September 21, 2012 at New York (Rafael Soriano); August 26, 2009 vs. Philadelphia (Ryan Madson).

Inside-The-Park Home Runs: None.

Game Ending Home Runs: 2, September 29, 2012 vs. Seattle (Stephen Pryor); July 22, 2009 vs. Milwaukee (Mitch Stetter).

Lead Off Home Runs: None.

PAT NESHEK

40

RIGHT-HANDED PITCHER

Height/Weight: 6-3 / 210

Bats/Throws: Switch / Right

Birthdate: September 4, 1980

End of Season Age: 32

Birthplace/Resides: Madison, Wisconsin / Brooklyn Park, Minnesota

Major League Service: 4 years, 159 days

Obtained: Acquired from the Baltimore Orioles for cash considerations, August 3, 2012

Contract Status: First year of a one-year contract through 2012.

POSTSEASON EXPERIENCE

Had a loss in two relief appearances for Minnesota in the 2006 ALDS against Oakland...struck out Marco Scutaro to end the ninth inning in the A's 3-2 win in Game 1 at Minnesota...entered Game 2 in the seventh inning with the score tied 2-2 and allowed an inside-the-park two-run home run to Mark Kotsay for the loss in a 5-2 decision.

2012 HIGHLIGHTS

Was acquired from the Baltimore Orioles organization Aug. 3 for cash considerations after going 3-2 with 11 saves and a 2.66 ERA in 35 appearances at Triple-A Norfolk...then went 2-1 with a 1.37 ERA and .147 opponents batting average in 24 appearances with the A's...the ERA and opponents batting average were the lowest marks of his career...as was his .221 opponents on-base percentage...allowed a .094 (5-for-53) batting average against right-handed hitters compared to .333 (5-for-15) against left-

handers...surrendered two of his three home runs to lefties for a .733 slugging percentage...righties slugged .189...opponents were 1-for-15 (.067) with runners in scoring position, including 0-for-8 with RISP and two outs...has allowed a .166 (26-for-157) average with RISP in his career...first batters faced were 3-for-18 (.167) with three walks, a hit by pitch and two sacrifice flies...they are batting .147 (23-for-156) with a .229 on-base percentage in his career...allowed 5-of-17 (29.4%) inherited runners to score...was charged with two blown saves...opponents were 2-for-26 (.077) with two outs but both of the hits were home runs...did not allow a run (10.2 ip) and had a .061 opponents batting average in 11 appearances in Oakland...had a 3.00 ERA and .229 opponents average in 13 road games...has not allowed a run in 13 career appearances in the O.co Coliseum (13.0 ip)...did not commit an error in 24 games and has no errors in 156 career appearances (20 total chances).

OAKLAND: Made his A's debut Aug. 3 against Toronto and struck out a season-high three batters in 1.1 innings...did not allow a run over his first four appearances (3.2 ip), including Aug. 8 against Los Angeles when he tossed 0.1 innings for his first win...was tagged with the loss Aug. 10 at Chicago (AL) after allowing a run in 0.2 innings...then did not allow a run in each of his next 14 appearances from Aug. 15 to Sept. 20 for a 12.0-inning scoreless streak...held the opposition to a .167 batting average over that stretch...had stranded 11-of-12 inherited runners before allowing all four of his inherited runners to score in back-to-back games Sept. 22 at New York and Sept. 24 at Texas...was charged with the blown save in both contests...entered the game in the 13th inning at New York with the A's leading 9-5 and the bases loaded...allowed a wild pitch and a sacrifice fly to make the score 9-7 and then surrendered a two-run home run to Ibanez...entered the game in the seventh inning at Texas with a 4-2 lead, two outs and a runner on first and allowed a home run to the first batter he faced, Beltre.

NORFOLK: Led Norfolk in saves and converted 11-of-14 (78.6%) save opportunities...allowed just one home run in 44.0 innings...walked seven, an average of 1.43 per nine innings...struck out 49 for a strikeout-to-walk ratio of 7.0...yielded a .251 opponents batting average, including .202 (20-for-99) against right-handed hitters compared to .324 (22-for-68) against left-handers...issued six of his seven walks to lefties...opponents batted .176 when leading off an inning...allowed a .212 average with the bases empty compared to .340 with runners in scoring position...was charged with all three of his blown saves and had a 3.76 ERA over his first 21 appearances through June 10...then converted each of his final nine save chances over his final 14 games while allowing a 1.02 ERA...had a 2.22 ERA and .214 opponents batting average in 20 appearances at home, a 3.45 ERA and .313 opponents average in 15 games on the road...allowed 7-of-21 (33.3%) inherited runners to score...did not allow a run over his first five games (6.0 ip) but then allowed at least one run in eight of his next 12 appearances from April 20 to May 29 (6.19 ERA)...tossed a season high 3.1 innings April 30 against Louisville but also had season-highs in runs (2) and hits (5) in that game...did not allow a run, converted all six of his save opportunities and stranded all seven of his inherited runners in 11 games in June (12.2 ip, 5 h, 1 bb, 18 so)...that started a 16-game, 19.0-inning scoreless streak that ran from June 2 to July 23...allowed just six hits over that span for a .097 batting average...walked just two batters and struck out 27...allowed a run in each of his final two outings, including his last appearance July 29 against Durham when he struck out a season-high four batters in 2.0 innings.

LIFETIME PITCHING RECORD

| Year | Club | W | L | ERA | G | GS | CG | SHO | SV | IP | H | R | ER | HR | HB | BB | IBB | SO | WP | BK |
|------------------|--------------|---------------------------|----------|-------------|------------|----------|----------|----------|----------|--------------|------------|-----------|-----------|-----------|----------|-----------|----------|------------|----------|----------|
| 2002 | Elizabethton | 0 | 2 | 0.99 | 23 | 0 | 0 | 0 | 15 | 27.1 | 13 | 6 | 3 | 0 | 2 | 6 | 0 | 41 | 1 | 0 |
| 2003 | Quad Cities | 3 | 2 | 0.52 | 28 | 0 | 0 | 0 | 14 | 34.1 | 20 | 3 | 2 | 0 | 1 | 11 | 2 | 53 | 1 | 0 |
| | Fort Myers | 4 | 1 | 2.15 | 20 | 0 | 0 | 0 | 2 | 29.1 | 22 | 8 | 7 | 2 | 1 | 6 | 1 | 29 | 0 | 1 |
| | New Britain | 1 | 1 | 5.87 | 5 | 1 | 0 | 0 | 1 | 7.2 | 7 | 5 | 5 | 2 | 1 | 3 | 0 | 5 | 0 | 0 |
| 2004 | New Britain | 2 | 1 | 3.82 | 26 | 0 | 0 | 0 | 2 | 35.1 | 34 | 15 | 15 | 2 | 1 | 18 | 5 | 38 | 1 | 0 |
| | Fort Myers | 0 | 1 | 2.95 | 16 | 0 | 0 | 0 | 10 | 18.1 | 16 | 7 | 6 | 2 | 0 | 2 | 0 | 19 | 0 | 0 |
| 2005 | New Britain | 6 | 4 | 2.19 | 55 | 0 | 0 | 0 | 24 | 82.1 | 69 | 25 | 20 | 9 | 2 | 21 | 3 | 95 | 3 | 0 |
| 2006 | Rochester | 6 | 2 | 1.95 | 33 | 0 | 0 | 0 | 14 | 60.0 | 41 | 13 | 13 | 7 | 1 | 14 | 4 | 87 | 2 | 0 |
| | MINNESOTA | 4 | 2 | 2.19 | 32 | 0 | 0 | 0 | 0 | 37.0 | 23 | 9 | 9 | 6 | 0 | 6 | 0 | 53 | 0 | 0 |
| 2007 | MINNESOTA | 7 | 2 | 2.94 | 74 | 0 | 0 | 0 | 0 | 70.1 | 44 | 25 | 23 | 7 | 2 | 27 | 5 | 74 | 2 | 0 |
| 2008 | MINNESOTA | 0 | 1 | 4.73 | 15 | 0 | 0 | 0 | 0 | 13.1 | 12 | 7 | 7 | 2 | 0 | 4 | 1 | 15 | 0 | 0 |
| 2009 | MINNESOTA | (Injured — Did not pitch) | | | | | | | | | | | | | | | | | | |
| 2010 | Fort Myers | 0 | 0 | 13.50 | 2 | 0 | 0 | 0 | 0 | 2.0 | 3 | 3 | 3 | 0 | 0 | 2 | 0 | 2 | 0 | 0 |
| | Rochester | 5 | 1 | 3.89 | 30 | 0 | 0 | 0 | 1 | 39.1 | 40 | 21 | 17 | 4 | 3 | 13 | 6 | 25 | 0 | 0 |
| | MINNESOTA | 0 | 1 | 5.00 | 11 | 0 | 0 | 0 | 0 | 9.0 | 7 | 5 | 5 | 1 | 1 | 8 | 0 | 9 | 0 | 0 |
| 2011 | Tucson | 1 | 2 | 4.10 | 24 | 0 | 0 | 0 | 3 | 26.1 | 29 | 12 | 12 | 5 | 0 | 10 | 1 | 13 | 0 | 0 |
| | SAN DIEGO | 1 | 1 | 4.01 | 25 | 0 | 0 | 0 | 0 | 24.2 | 19 | 12 | 11 | 4 | 1 | 22 | 1 | 20 | 1 | 0 |
| 2012 | Norfolk | 3 | 2 | 2.66 | 35 | 0 | 0 | 0 | 11 | 44.0 | 42 | 13 | 13 | 1 | 1 | 7 | 1 | 49 | 2 | 0 |
| | OAKLAND | 2 | 1 | 1.37 | 24 | 0 | 0 | 0 | 0 | 19.2 | 10 | 3 | 3 | 3 | 1 | 6 | 1 | 16 | 1 | 0 |
| AL Totals | | 13 | 7 | 2.83 | 156 | 0 | 0 | 0 | 0 | 149.1 | 96 | 49 | 47 | 19 | 4 | 51 | 7 | 167 | 3 | 0 |
| NL Totals | | 1 | 1 | 4.01 | 25 | 0 | 0 | 0 | 0 | 24.2 | 19 | 12 | 11 | 4 | 1 | 22 | 1 | 20 | 1 | 0 |
| ML Totals | | 14 | 8 | 3.00 | 181 | 0 | 0 | 0 | 0 | 174.0 | 115 | 61 | 58 | 23 | 5 | 73 | 8 | 187 | 4 | 0 |

DIVISION SERIES RECORD


| Year | Club/Opp. | W | L | ERA | G | GS | CG | SHO | SV | IP | H | R | ER | HR | HB | BB | IBB | SO | WP | BK |
|------|-------------|---|---|------|---|----|----|-----|----|-----|---|---|----|----|----|----|-----|----|----|----|
| 2006 | MIN vs. OAK | 0 | 1 | 9.00 | 2 | 0 | 0 | 0 | 0 | 1.0 | 1 | 1 | 1 | 0 | 0 | 0 | 0 | 1 | 0 | 0 |

NESHEK'S CAREER BESTS

Low Hit Complete Game: None
Innings Pitched: 2.2, August 1, 2006 vs. Texas
Strikeouts: 4 (twice), last: August 12, 2006 vs. Toronto
Longest Winning Streak: 3 (three times), last: July 15-28, 2007
Longest Losing Streak: 2, April 14, 2008-September 25, 2010
Longest Scoreless Streak: 16.1, April 21-May 25, 2007

JORDAN NORBERTO

77



LEFT-HANDED PITCHER

Height/Weight: 6-0 / 195 **Bats/Throws:** Left / Left
Birthdate: December 8, 1986 **End of Season Age:** 25
Birthplace/Resides: Nagua, Dominican Republic / Nagua, Dominican Republic
Major League Service: 1 year, 132 days
Obtained: Acquired from the Arizona Diamondbacks with Brandon Allen for Brad Ziegler, July 31, 2011
Contract Status: First year of a one-year contract through 2012.

POSTSEASON EXPERIENCE

Has never appeared in the postseason.

2012 HIGHLIGHTS

Went 4-1 with a save and a 2.77 ERA in 39 games in a season shortened by two stints on the disabled list with injuries to his left shoulder...missed 18 games in June and the final 41 games of the regular season after going on the DL Aug. 18...had a 3.91 ERA in 21 appearances before going on the DL the first time...then compiled a 1.69 ERA in 18 games following his return...held the opposition to a .200 batting average, including .184 (21-for-114) against right-handed hitters compared to .225 (16-for-71) against left-handers...allowed just 4-of-24 (16.7%) inherited runners to score...first batters faced were

6-for-37 (.162) with two walks (.205 on-base percentage)...they are 6-for-42 (.143) with three walks (.200 on-base percentage) over the last two years...opponents hit .191 with runners in scoring position, including .115 with RISP and two outs...walked 22 batters in 52.0 innings after issuing 29 free passes in 26.2 innings over his first two seasons...did not allow a run in six outings on no days rest (8.1 ip)...posted a 2.16 ERA and .153 opponents batting average in 18 appearances during the day compared to a 3.33 ERA and .240 opponents average in 21 games at night...yielded four of his five home runs at night...four of the home runs were solo shots...allowed a .409 batting average to the opponents number three hitter, .172 against everyone else...now has a .410 (16-for-39) career opponents batting average against the number three hitter compared to .185 (45-for-243) against the rest of the batting order...was charged with two blown saves...tossed more than one inning in 19 of his 39 appearances, including two or more eight times...had just five outings under one inning.

OAKLAND: Allowed at least one run in each of his first two outings (10.13 ERA) but then had a career-high 7.1-inning scoreless streak from April 15 to 25...allowed just two hits over that span (.091 opponents batting average), but issued five walks, including two intentional...allowed a season-high three runs in 0.1 innings in his final April outing on the 30th at Boston...finished the month with a 5.23 ERA in eight appearances...did not allow a run in eight of his next nine games (0.79), surrendering just four hits (.105 opponents batting average) and a walk...began that streak May 1 at Boston when he retired the final two batters in the A's 5-3 win for his first Major League save...he saved Jarrod Parker's first ML win, marking the first time A's pitchers recorded their first win and save in the same game since Joe Klink saved Steve Chitren's victory Sept. 30, 1990 at Texas...had a 7.0-inning scoreless streak from May 10 to 20...then allowed two runs in two of his next four outings (9.82 ERA) before he was placed on the 15-day disabled list June 4 retroactive to May 31 with a strained left shoulder...made one rehab appearance with Sacramento June 19 (1.0 ip, 2 so) and was reinstated from the DL June 21...did not allow an earned run in his first six outings following his return (7.1 ip)...recorded his first ML win July 6 against Seattle when he struck out the side in the 11th inning of the A's 4-1 victory...win number two came in his next outing July 8 against the Mariners when he tossed a scoreless 13th inning in the A's 2-1 win...had a 7.0-inning scoreless streak from July 22 to Aug. 1...finished July with a 3-0 record and a 1.59 ERA in nine appearances...tossed a career-high 3.2 scoreless innings Aug. 4 against Toronto after A.J. Griffin left the game with an injury with two outs in the second inning...also struck out a career-high four batters in that game but surrendered a career-high tying four hits...tossed 1.2 scoreless innings for his fourth win Aug. 17 against Cleveland...that would be his final outing of the season as he was placed on the 15-day DL Aug. 21 retroactive to Aug. 18 with left shoulder tendinitis.

LIFETIME PITCHING RECORD

| Year | Club | W | L | ERA | G | GS | CG | SHO | SV | IP | H | R | ER | HR | HB | BB | IBB | SO | WP | BK |
|------------------|-------------|----------|----------|-------------|-----------|----------|----------|----------|----------|-------------|-----------|-----------|-----------|----------|----------|-----------|----------|-----------|----------|----------|
| 2004 | DSL D-backs | 0 | 0 | 9.00 | 3 | 1 | 0 | 0 | 0 | 4.0 | 6 | 4 | 4 | 0 | 0 | 6 | 0 | 2 | 1 | 0 |
| 2005 | DSL D-backs | 8 | 4 | 2.24 | 15 | 14 | 1 | 0 | 0 | 68.1 | 37 | 24 | 17 | 0 | 6 | 38 | 0 | 102 | 12 | 2 |
| 2006 | Missoula | 3 | 2 | 3.09 | 16 | 16 | 0 | 0 | 0 | 75.2 | 59 | 30 | 26 | 4 | 4 | 40 | 0 | 64 | 6 | 3 |
| 2007 | South Bend | 6 | 7 | 5.28 | 21 | 21 | 0 | 0 | 0 | 102.1 | 102 | 67 | 60 | 10 | 2 | 46 | 0 | 111 | 6 | 0 |
| 2008 | South Bend | 5 | 7 | 5.31 | 31 | 18 | 0 | 0 | 0 | 101.2 | 108 | 72 | 60 | 15 | 5 | 56 | 1 | 109 | 4 | 6 |
| 2009 | Visalia | 4 | 1 | 1.61 | 29 | 0 | 0 | 0 | 2 | 44.2 | 36 | 9 | 8 | 1 | 0 | 22 | 1 | 59 | 4 | 0 |
| | Mobile | 0 | 2 | 7.99 | 19 | 0 | 0 | 0 | 2 | 23.2 | 29 | 23 | 21 | 4 | 2 | 18 | 0 | 30 | 8 | 0 |
| 2010 | ARIZONA | 0 | 2 | 5.85 | 33 | 0 | 0 | 0 | 0 | 20.0 | 16 | 13 | 13 | 3 | 0 | 22 | 1 | 15 | 2 | 0 |
| | Reno | 3 | 0 | 3.07 | 21 | 0 | 0 | 0 | 4 | 29.1 | 25 | 12 | 10 | 2 | 0 | 19 | 1 | 38 | 5 | 1 |
| 2011 | Reno | 6 | 2 | 4.25 | 41 | 0 | 0 | 0 | 1 | 48.2 | 46 | 26 | 23 | 1 | 3 | 26 | 1 | 54 | 6 | 1 |
| | OAKLAND | 0 | 0 | 8.10 | 6 | 0 | 0 | 0 | 0 | 6.2 | 8 | 6 | 6 | 0 | 1 | 7 | 0 | 4 | 1 | 0 |
| | Sacramento | 0 | 0 | 1.08 | 6 | 0 | 0 | 0 | 1 | 8.1 | 6 | 1 | 1 | 1 | 0 | 4 | 0 | 10 | 0 | 0 |
| 2012 | OAKLAND | 4 | 1 | 2.77 | 39 | 0 | 0 | 0 | 1 | 52.0 | 37 | 17 | 16 | 5 | 1 | 22 | 2 | 46 | 1 | 1 |
| | Sacramento | 0 | 0 | 0.00 | 1 | 0 | 0 | 0 | 0 | 1.0 | 0 | 0 | 0 | 0 | 0 | 0 | 0 | 2 | 0 | 0 |
| AL Totals | | 4 | 1 | 3.37 | 45 | 0 | 0 | 0 | 1 | 58.2 | 45 | 23 | 22 | 5 | 2 | 29 | 2 | 50 | 2 | 1 |
| NL Totals | | 0 | 2 | 5.85 | 33 | 0 | 0 | 0 | 0 | 20.0 | 16 | 13 | 13 | 3 | 0 | 22 | 1 | 15 | 2 | 0 |
| ML Totals | | 4 | 3 | 4.00 | 78 | 0 | 0 | 0 | 1 | 78.2 | 61 | 36 | 35 | 8 | 2 | 51 | 3 | 65 | 4 | 1 |

NORBERTO'S CAREER BESTS

Low Hit Complete Game: None

Innings Pitched: 3.2, August 4, 2012 vs. Toronto

Strikeouts: 4, August 4, 2012 vs. Toronto

Longest Winning Streak: 4, July 26, 2012 to present

Longest Losing Streak: 3, July 27, 2010 to May 23, 2012

Longest Scoreless Streak: 7.1, April 15 to 25, 2012

**CATCHER****Height/Weight:** 6-0 / 210**Bats/Throws:** Right / Right**Birthdate:** February 14, 1989**End of Season Age:** 23**Birthplace/Resides:** Goddard, Kansas / Goddard, Kansas**Major League Service:** 102 days**Obtained:** Acquired from the Washington Nationals with pitchers Tommy Milone and Brad Peacock and minor league pitcher A.J. Cole for pitcher Gio Gonzalez and minor league pitcher Rob Gilliam, December 23, 2011**Contract Status:** First year of a one-year contract through 2012.**POSTSEASON EXPERIENCE**

Has never appeared in the postseason.

2012 HIGHLIGHTS

Split his season between Triple-A Sacramento and Oakland...batted .271 with nine home runs and 38 RBI in 58 games with the River Cats and .201 with seven home runs and 34 RBI in 60 games in his Major League debut with the A's...added 21 walks with Oakland for a .276 on-base percentage... stole five bases, which was an Oakland record for a rookie catcher...A's pitchers had a 3.08 ERA (170 er in 496.2 ip) with him behind the plate compared to 3.69 with all other catchers...the ERA was the lowest among American League catchers with 50 or more games played...it was the lowest by an A's catcher with 50 or more games since Ron Hassey had a 2.89 ERA in 1990...hit .339 with runners in scoring position, including .440 with RISP and two outs...had a .152 average with the bases empty... four of his seven home runs came with runners on base...three gave the A's the lead...was 1-for-9 (.111) with the bases loaded...hit .291 with four of his seven home runs with two outs...had a .146 average with zero or one outs...batted .316 with two home runs in the ninth inning...hit .195 (24-for-123) against right-handed pitching, .209 (18-for-86) against left-handers...connected for five of his seven home runs against righties...had a .231 average at night compared to .147 during the day...started 53 games at catcher and two at designated hitter...tossed out just 6-of-40 (15.0%) attempted base stealers... committed five errors for a .989 fielding percentage...started games in each of the bottom five spots in the order, including 26 hitting seventh and 23 in the eight spot.

OAKLAND: Was recalled from Sacramento June 21 and made his ML debut with a start at catcher that day against Los Angeles (NL)...went 0-for-3 in the A's 4-1 win...then hit safely in each of his next seven games from June 23 to July 2...was 10-for-27 (.370) with two home runs and six RBI over that stretch... singled off Madison Bumgarner in the fifth inning June 23 against San Francisco for his first ML hit... added a RBI single in the ninth inning for his first RBI and first multiple hit game...hit his first ML home run June 24 against San Francisco, a three-run "walk-off" shot in the bottom of the ninth inning off Santiago Casilla for a 4-2 win...according to the Elias Sports Bureau, he is the third player in Athletics history to hit a game-ending home run for his first ML home run...the other two are Dee Miles (Sept. 14, 1939) and George Hendrick (May 28, 1972)...Brandon Hicks would become the fourth July 18... singled in the sixth inning July 2 against Boston and then stole second base, the first steal of his career... would not get another hit until July 22 against New York, a career-high 0-for-30 streak...hit safely in four straight games from July 22 to 27 (5-for-14, .357) but was batting .195 with three home runs and 11 RBI in 21 games when he was optioned to Sacramento July 30 after George Kottaras reported to Oakland...returned Aug. 3 when Kurt Suzuki was traded to Washington and hit safely in each of his first eight games during his second stint...was 8-for-32 (.250) with four doubles, two home runs and eight RBI during the hitting streak, which was the longest of his career...then went 19-for-100 (.190) over his final 31 games...however, drove in 15 runs over that span and was 12-for-31 (.387) with runners in scoring position...matched his career-high with three RBI Aug. 7 against Los Angeles (AL) and Sept. 26 at Texas...reached base safely in all four plate appearances Sept. 5 against Los Angeles (AL) with a single and a career-high three walks.

SACRAMENTO: With Sacramento, he hit .271 (19-for-70) against left-handed pitching compared to .270 (40-for-148) against right-handers...batted .325 with seven of his nine home runs on the road compared to .204 at home...six of his home runs came with runners on base...posted his best batting

average in April when he hit .329 in 21 games...then batted .244 in 23 games in May and .214 in 11 games in June before his promotion to Oakland...hit .341 when leading off an inning...had a .216 average with runners in scoring position, including .108 with RISP and two outs...all 58 of his games played came at catcher...tossed out 18 of 57 (31.6%) attempted base stealers...batted sixth in 49 of his 58 games...hit safely in each of his first seven games from April 5-12 (12-for-32, .375), which was his longest hitting streak of the season...doubled in four straight games from April 7-11...hit .480 (12-for-25) during a six-game hitting streak from April 20-26 to lift his batting average to .365...then went 7-for-42 (.167) over his next 13 games to drop under .300 (.293)...drove in a season-high four runs May 17 at Albuquerque...had three hits that day and the 19th at Albuquerque...then went 14-for-71 (.197) over his final 19 games before his first promotion to Oakland June 21...returned to Sacramento July 31 and went 2-for-9 (.222) in three games before rejoining the A's for good August 3.

LIFETIME PLAYING RECORD

| Year | Club | AVG. | G | AB | R | H | 2B | 3B | HR | RBI | SH | SF | HP | BB | SO | SB | CS | SLG | OBP | E |
|------|----------------------------|-------------|------------|-------------|------------|------------|-----------|----------|-----------|------------|----------|-----------|-----------|------------|------------|-----------|-----------|-------------|-------------|-----------|
| 2007 | GCL Nationals | .203 | 37 | 123 | 16 | 25 | 6 | 2 | 4 | 15 | 0 | 1 | 2 | 25 | 38 | 2 | 1 | .382 | .344 | 6 |
| 2008 | Vermont | .278 | 70 | 227 | 42 | 63 | 12 | 0 | 10 | 38 | 0 | 4 | 8 | 63 | 56 | 11 | 9 | .463 | .444 | 10 |
| 2009 | Hagerstown | .286 | 126 | 437 | 78 | 125 | 30 | 0 | 23 | 84 | 0 | 5 | 8 | 90 | 116 | 6 | 3 | .513 | .413 | 18 |
| 2010 | Potomac | .235 | 94 | 298 | 67 | 70 | 19 | 0 | 12 | 49 | 0 | 4 | 8 | 89 | 94 | 6 | 3 | .419 | .419 | 7 |
| 2011 | Harrisburg | .210 | 104 | 334 | 75 | 70 | 17 | 1 | 20 | 46 | 3 | 2 | 7 | 77 | 117 | 13 | 4 | .446 | .367 | 8 |
| 2012 | Sacramento | .271 | 58 | 218 | 39 | 59 | 14 | 2 | 9 | 38 | 0 | 6 | 1 | 21 | 41 | 5 | 1 | .477 | .329 | 2 |
| | OAKLAND | .201 | 60 | 209 | 19 | 42 | 8 | 1 | 7 | 34 | 0 | 1 | 1 | 21 | 66 | 5 | 1 | .349 | .276 | 5 |
| | ML Totals | .201 | 60 | 209 | 19 | 42 | 8 | 1 | 7 | 34 | 0 | 1 | 1 | 21 | 66 | 5 | 1 | .349 | .276 | 5 |
| | Minor League Totals | .252 | 489 | 1637 | 317 | 412 | 98 | 5 | 78 | 270 | 3 | 22 | 34 | 365 | 462 | 43 | 21 | .461 | .394 | 51 |

NORRIS' CAREER BESTS

Hits: 2 (eight times), last: October 3, 2012 vs. Texas

Home Runs: 1 (seven times), last: October 3, 2012 vs. Texas

Runs Batted In: 3 (three times), last: September 26, 2012 at Texas

Stolen Bases: 1 (five times), last: August 16, 2012 at Kansas City

Hitting Streak: 8, August 3 to 12, 2012

Hitless Streak (At Bats): 30, July 2 to 21, 2012

Grand Slams: None.

Pinch-Hit Home Runs: None.

Inside-The-Park Home Runs: None.

Game Ending Home Runs: 1, June 24, 2012 vs. San Francisco (Santiago Casilla)

Lead Off Home Runs: None.

JARROD PARKER

11

RIGHT-HANDED PITCHER

Height/Weight: 6-1 / 195

Bats/Throws: Right / Right

Birthdate: November 24, 1988

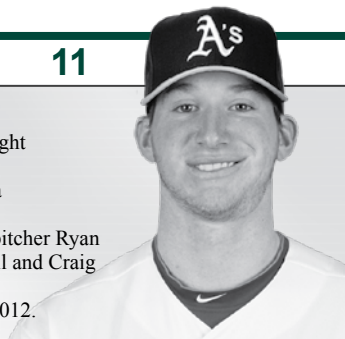
End of Season Age: 23

Birthplace/Resides: Fort Wayne, Indiana / Bluffton, Indiana

Major League Service: 1 year

Obtained: Acquired from the Arizona Diamondbacks with pitcher Ryan Cook and outfielder Collin Cowgill for pitchers Trevor Cahill and Craig Breslow and cash considerations, December 9, 2011

Contract Status: First year of a one-year contract through 2012.



POSTSEASON EXPERIENCE

Made one relief appearance for Arizona in the 2011 NLDS against Milwaukee (0.1 ip, 2 h, 1 r, 1 er, 1 bb)...started the sixth inning of Game 4 with the Diamondbacks leading 7-3...left with one out and the bases loaded and Bryan Shaw allowed one of those runs to score.

2012 HIGHLIGHTS

Was one of three players acquired from Arizona in the Trevor Cahill trade during the offseason and went 13-8 with a 3.47 ERA in 29 starts...tied with fellow rookie Tommy Milone for the team-lead in wins and they set an Oakland record for wins by a rookie...the previous mark of 12 was held by Chris Codiroli

(1983) and Joe Blanton (2005)...had the most wins by an Athletics rookie since Harry Byrd won 15 games for the 1952 Philadelphia A's en route to Rookie of the Year honors...the A's became the first team since the 1952 Brooklyn Dodgers to have two rookies win 13 or more games (Joe Black 15, Billy Loes 13)...it was the second time in Oakland history the A's had two rookie 10-game winners...the other time was in 2009 (Anderson 11, Cahill 10)...Milone made 31 starts and this was the third time in Oakland history the A's had two rookies with 20 or more starts (Keough and Johnson in 1978; Anderson and Cahill in 2009)...led the A's with 140 strikeouts, which was the third best mark by a rookie in Oakland history and the fourth best in Athletics history...his 29 starts were 10th most by an Oakland rookie...tied for second among American League rookies in wins, ranked fourth in strikeouts and innings pitched (181.1) and tied for fourth in starts...his ERA was the lowest among AL rookies with 130 or more innings, his .619 winning percentage was second best and his .248 opponents batting average was third best...his winning percentage was 10th best among all AL pitchers...allowed just 11 home runs in 181.1 innings, an average of 0.55 per nine innings...that was the second lowest mark in the AL and third lowest in the majors...had a .358 opponents slugging percentage, which was sixth lowest in the AL...eight of the 11 home runs he allowed were solo shots...issued a team-leading 63 walks, which was the fewest by a team-leader in a non-strike season in Oakland history...the previous low was 69 by Doug Johns in 1996...walked four batters or more in six of his first 12 starts (36 bb in 73.2 ip, 4.40 per nine innings)...then walked three batters or fewer in each of his final 17 starts (27 bb in 107.2 ip, 2.26 per nine innings)...tied for first in the AL in sacrifice hits allowed (7), tied for third in sacrifice flies (8), ranked fifth in stolen bases against (21) and tied for sixth in wild pitches (10)...went 5-3 with a 2.46 ERA and .209 opponents batting average over his first 13 starts, 2-4 with a 6.15 ERA and .309 opponents average over a seven-start stretch from July 3 to Aug. 14 and 6-1 with a 3.00 ERA and .252 opponents average over his final nine starts...had eight wins after the All-Star Break, which tied for third in the AL...allowed a .248 opponents batting average, including .247 (86-for-348) against left-handed hitters and .248 (80-for-322) against right-handers...opponents hit .215 with runners in scoring position, which ranked fourth lowest in the AL...yielded a .173 batting average to the number three hitter in the order, which was fourth lowest in the AL...was 6-5 at home compared to 7-3 on the road...however, had a 2.61 ERA at home compared to 4.54 on the road...had the fifth lowest home ERA in the AL...compiled a 5-2 record and 2.64 ERA in nine starts during the day compared to 8-6 with a 3.87 ERA in 20 starts at night...had the fourth lowest day ERA in the AL...posted a mark of 6-1 with a 3.03 ERA in 12 starts on five days rest or more...was 7-7 with a 3.81 ERA in 17 starts on four days rest or fewer...received one run of support or fewer in 11 of his 29 starts and was 0-8 with a 5.03 ERA in those starts...went 13-0 with a 2.65 ERA in 18 starts with support of two runs or more...allowed 20 of his 71 runs in the fifth inning for a 6.26 ERA...had a 2.98 ERA in all other innings...the A's were 17-12 (.587) in his starting assignments and his teams are 18-12 (.600) in his career...tossed at least 6.0 innings in 22 of his 29 starts, allowed two runs or fewer 17 times and walked two batters or fewer 18 times.

ATHLETICS ROOKIE STRIKEOUT BESTS

| | |
|----------------------------|------------|
| Elmer Myers, 1916 | 182 |
| Brett Anderson, 2009 | 150 |
| Rick Langford, 1977 | 141 |
| Jarrod Parker, 2012 | 140 |
| Harry Krause, 1909 | 139 |
| Tommy Milone, 2012 | 137 |
| Tim Hudson, 1999 | 132 |
| Arnie Portocarrero, 1954 | 132 |
| Lou Brissie, 1948 | 127 |
| Chief Bender, 1903 | 127 |

OAKLAND: Was recalled from Sacramento April 25 and had a no decision in his A's debut that day, a 5-4, 14-inning win over Chicago in Oakland...shutout the White Sox over the first six innings to extend his career-opening scoreless streak to 11.2 innings...Balfour allowed a run in the ninth inning for the blown save, the first of four times relievers blew a save in one of his starts (Fuentes, May 29; Cook, June 22 and July 27)...earned his first Major League win in his next start at Boston May 1, allowing one run in 6.2 innings...Norberto recorded the save, marking the first time A's pitchers recorded their first win and save in the same game since Joe Klink saved Steve Chitren's victory Sept. 30, 1990 at Texas...had a career-high 18.0 inning scoreless streak from May 23 to June 4...capped that streak by tossing tossed a career-high 8.0 shutout innings in a 12-1 victory over Texas June 4...yielded just one hit, a Young single to lead off the eighth inning...walked a career-high tying five batters June 9 at Arizona (also May 8 vs. Toronto)...tossed 7.0 shutout innings for the win at Colorado to start a three-game winning streak that spanned four starts through July 2...allowed just three runs during the streak for a 1.01 ERA...struck out a career-high nine batters June 27 at Seattle...was 3-1 with a 2.18 ERA and .174 opponents batting average in five starts in June...the batting average was second lowest in the AL, the ERA ranked seventh and the wins tied for seventh...allowed one run July 2 at Boston, the 10th time in his first 14 career starts he allowed one run or fewer...according to the Elias Sports Bureau, he is just the second

pitcher since 1900 to allow one run or fewer in 10 of his first 14 starts...the other is Ferdie Schupp, who did it for the New York Giants from 1913-17 (Schupp had relief appearances over that span)...yielded a career-high nine hits in a 9-4 win at Minnesota July 15...did not walk a batter for the first time in his career...matched his career-high by tossing 8.0 innings in a 2-1 win over New York July 21...allowed a career-high tying six runs for the fourth time July 27 at Baltimore...went 3-1 despite a 5.34 ERA and .286 opponents batting average in five starts in July...tied for sixth in the AL in July wins...had a career-high three-game losing streak over a three-start stretch from Aug. 1 to 14 (5.71 ERA)...ended the losing streak by tossing a career-high tying 8.0 shutout innings in a 7-0 win at Cleveland Aug. 19...went 4-0 with a 2.65 ERA (10 er in 34.0 ip) and .228 (28-for-123) opponents batting average over his final five starts beginning Sept. 10...the four-game winning streak is the longest of his career...matched his career-high by tossing 8.0 innings Sept. 21 at New York but had a no decision in the A's 2-1 loss in 10 innings...tied the Oakland rookie record for wins by winning his final start, the A's playoff-clinching 4-3 win over Texas Oct. 1...went 3-0 with a 2.70 ERA in three starts against the Rangers.

SACRAMENTO: Went 1-0 with a 2.18 ERA in four starts with Sacramento...struck out 21 batters in 20.2 innings...allowed a .275 opponents batting average, including .271 (13-for-48) against right-handed hitters compared to .281 (9-for-32) against left-handers...surrendered both of his home runs to lefties...opponents were 4-for-29 (.138) with runners in scoring position...tossed 6.0 innings in each of his first three starts before leaving his last start April 21 at Reno after just 2.2 innings in preparation for starting in Oakland April 25 on three days rest.

LIFETIME PITCHING RECORD

| Year | Club | W | L | ERA | G | GS | CG | SHO | SV | IP | H | R | ER | HR | HB | BB | IBB | SO | WP | BK |
|----------------------------|------------|---------------------------|-----------|-------------|-----------|-----------|----------|----------|----------|--------------|------------|------------|------------|-----------|-----------|------------|----------|------------|-----------|----------|
| 2008 | South Bend | 12 | 5 | 3.44 | 24 | 24 | 0 | 0 | 0 | 117.2 | 113 | 56 | 45 | 8 | 7 | 33 | 0 | 117 | 8 | 0 |
| 2009 | Visalia | 1 | 0 | 0.95 | 4 | 4 | 0 | 0 | 0 | 19.0 | 12 | 2 | 2 | 0 | 0 | 4 | 0 | 21 | 4 | 0 |
| | Mobile | 4 | 6 | 3.68 | 16 | 16 | 0 | 0 | 0 | 78.1 | 82 | 35 | 32 | 2 | 7 | 34 | 0 | 74 | 9 | 0 |
| 2010 | Mobile | (Injured — did not pitch) | | | | | | | | | | | | | | | | | | |
| 2011 | Mobile | 11 | 8 | 3.79 | 26 | 26 | 0 | 0 | 0 | 130.2 | 112 | 61 | 55 | 7 | 11 | 55 | 0 | 112 | 8 | 3 |
| | ARIZONA | 0 | 0 | 0.00 | 1 | 1 | 0 | 0 | 0 | 5.2 | 4 | 0 | 0 | 0 | 0 | 1 | 0 | 1 | 0 | 0 |
| 2012 | Sacramento | 1 | 0 | 2.18 | 4 | 4 | 0 | 0 | 0 | 20.2 | 22 | 6 | 5 | 2 | 0 | 6 | 0 | 21 | 0 | 0 |
| | OAKLAND | 13 | 8 | 3.47 | 29 | 29 | 0 | 0 | 0 | 181.1 | 166 | 71 | 70 | 11 | 3 | 63 | 3 | 140 | 10 | 0 |
| AL Totals | | 13 | 8 | 3.47 | 29 | 29 | 0 | 0 | 0 | 181.1 | 166 | 71 | 70 | 11 | 3 | 63 | 3 | 140 | 10 | 0 |
| NL Totals | | 0 | 0 | 0.00 | 1 | 1 | 0 | 0 | 0 | 5.2 | 4 | 0 | 0 | 0 | 0 | 1 | 0 | 1 | 0 | 0 |
| ML Totals | | 13 | 8 | 3.37 | 30 | 30 | 0 | 0 | 0 | 187.0 | 170 | 71 | 70 | 11 | 3 | 64 | 3 | 141 | 10 | 0 |
| Minor League Totals | | 29 | 19 | 3.41 | 74 | 74 | 0 | 0 | 0 | 366.1 | 341 | 160 | 139 | 19 | 25 | 132 | 0 | 345 | 29 | 3 |

DIVISION SERIES RECORD

| Year | Club/Opp | W | L | ERA | G | GS | CG | SHO | SV | IP | H | R | ER | HR | HB | BB | IBB | SO | WP | BK |
|------|-------------|---|---|-------|---|----|----|-----|----|-----|---|---|----|----|----|----|-----|----|----|----|
| 2011 | ARI vs. MIL | 0 | 0 | 27.00 | 1 | 0 | 0 | 0 | 0 | 0.1 | 2 | 1 | 1 | 0 | 0 | 1 | 0 | 0 | 0 | 0 |

PARKER'S CAREER BESTS

Low Hit Complete Game: None

Innings Pitched: 8.0 (four times), last: September 26, 2012 at Texas

Strikeouts: 9, June 27, 2012 at Seattle

Longest Winning Streak: 4, September 10, 2012 to present

Longest Losing Streak: 3, August 1 to 14, 2012

Longest Scoreless Streak: 18.0, May 23 to June 4, 2012

PARKER'S 2012 STARTS

| Date | Opponent | Score | Dec | ERA | IP | H | R | ER | BB | SO | HR | #PIT |
|----------|---------------------|----------|-----|------|-----|---|---|----|----|----|----|------|
| April 25 | Chicago (AL) | 5-4 (14) | -- | 1.42 | 6.1 | 7 | 1 | 1 | 1 | 5 | 0 | 99 |
| May 1 | at Boston | 5-3 | W | 1.38 | 6.2 | 4 | 1 | 1 | 2 | 4 | 0 | 98 |
| May 8 | Toronto | 7-3 | -- | 1.80 | 7.0 | 4 | 2 | 2 | 5 | 3 | 1 | 105 |
| May 13 | Detroit | 1-3 | L | 2.10 | 5.2 | 6 | 2 | 2 | 4 | 5 | 0 | 112 |
| May 18 | at San Francisco | 6-8 | L | 3.90 | 2.0 | 4 | 6 | 6 | 4 | 0 | 0 | 58 |
| May 23 | Los Angeles (AL) | 1-3 (11) | -- | 3.38 | 7.0 | 5 | 1 | 1 | 1 | 8 | 0 | 95 |
| May 29 | at Minnesota | 2-3 | -- | 2.88 | 6.0 | 4 | 0 | 0 | 4 | 4 | 0 | 105 |
| June 4 | Texas | 12-1 | W | 2.40 | 8.0 | 1 | 0 | 0 | 3 | 6 | 0 | 111 |
| June 9 | at Arizona | 3-8 | L | 3.19 | 5.0 | 8 | 6 | 6 | 5 | 4 | 1 | 102 |
| June 14 | at Colorado | 8-2 | W | 2.82 | 7.0 | 3 | 0 | 0 | 1 | 6 | 0 | 89 |
| June 22 | San Francisco | 4-5 | -- | 2.70 | 6.0 | 4 | 1 | 1 | 2 | 4 | 0 | 97 |
| June 27 | at Seattle | 2-1 | W | 2.57 | 7.0 | 3 | 1 | 1 | 4 | 9 | 1 | 104 |
| July 2 | Boston | 6-1 | W | 2.46 | 6.2 | 6 | 1 | 1 | 3 | 3 | 0 | 103 |
| July 7 | Seattle | 1-7 | L | 2.96 | 4.2 | 6 | 6 | 6 | 2 | 6 | 1 | 94 |
| July 15 | at Minnesota | 9-4 | W | 3.16 | 6.0 | 9 | 4 | 4 | 0 | 4 | 0 | 92 |
| July 21 | New York (AL) | 2-1 | W | 3.00 | 8.0 | 5 | 1 | 1 | 1 | 5 | 0 | 101 |
| July 27 | at Baltimore | 14-9 | -- | 3.38 | 5.0 | 8 | 6 | 6 | 1 | 8 | 2 | 83 |
| Aug. 1 | Tampa Bay | 1-4 | L | 3.44 | 6.0 | 8 | 3 | 3 | 3 | 2 | 0 | 104 |
| Aug. 6 | Los Angeles (AL) | 0-4 | L | 3.55 | 6.2 | 9 | 4 | 4 | 1 | 6 | 0 | 98 |
| Aug. 14 | at Kansas City | 0-5 | L | 3.71 | 4.2 | 5 | 5 | 4 | 2 | 3 | 0 | 80 |
| Aug. 19 | at Cleveland | 7-0 | W | 3.48 | 8.0 | 6 | 0 | 0 | 1 | 2 | 0 | 93 |
| Aug. 24 | at Tampa Bay | 5-4 | -- | 3.52 | 6.0 | 7 | 3 | 3 | 2 | 7 | 1 | 103 |
| Aug. 30 | at Cleveland | 12-7 | W | 3.72 | 5.0 | 8 | 5 | 5 | 3 | 3 | 1 | 101 |
| Sept. 4 | Los Angeles (AL) | 1-6 | L | 3.67 | 7.0 | 8 | 2 | 2 | 0 | 5 | 0 | 104 |
| Sept. 10 | at Los Angeles (AL) | 3-1 | W | 3.56 | 7.0 | 4 | 1 | 1 | 2 | 2 | 0 | 98 |
| Sept. 15 | Baltimore | 5-2 | W | 3.51 | 7.0 | 7 | 2 | 2 | 1 | 5 | 1 | 94 |
| Sept. 21 | at New York (AL) | 1-2 (10) | -- | 3.40 | 8.0 | 6 | 1 | 1 | 0 | 7 | 0 | 104 |
| Sept. 26 | at Texas | 9-3 | W | 3.44 | 6.0 | 5 | 3 | 3 | 3 | 8 | 0 | 109 |
| Oct. 1 | Texas | 4-3 | W | 3.47 | 6.0 | 6 | 3 | 3 | 2 | 6 | 2 | 94 |

CLIFF PENNINGTON

2



SHORTSTOP

Height/Weight: 5-10 / 193

Bats/Throws: Switch / Right

Birthdate: June 15, 1984

End of Season Age: 28

Birthplace/Resides: Corpus Christi, Texas / Missouri City, Texas

Major League Service: 3 years, 114 days

Obtained: Selected in the 1st round (21st selection overall) of the 2005 First-Year Player Draft

Contract Status: First year of a one-year contract through 2012.

POSTSEASON EXPERIENCE

Has never appeared in the postseason.

2012 HIGHLIGHTS

Began the season as the A's starting shortstop and was batting .198 with three home runs and 18 RBI in 92 games when Oakland acquired Stephen Drew from Arizona Aug. 20...moved to second base following the trade and hit .267 with three home runs and 10 RBI over his final 33 contests...batted a career-low .215 in 125 games overall...also had his lowest on-base percentage (.278) and slugging percentage (.311)...the on-base percentage was second lowest in the American League among batters with 400 or more plate appearances and the slugging percentage was fourth lowest...grounded into just one double play in 418 at bats...since GIDPs became an official stat in 1940, those are the most at bats in Athletics history among players with one or fewer grounded into double plays...the previous best was 382 by Dave Henderson in 1993...has grounded into just 19 double plays in 1748 career bats, an average of 92.0 at bats per GIDP...the switch-hitter batted .232 (72-for-311) with all six of his home runs, 22 of his 28 RBI and 30 of his 35 walks against right-handed pitching compared to .168 (17-for-107) against left-handers...had a .301 on-

base percentage and .344 slugging percentage against righties compared to .205 and .215 against lefties... his career numbers are .253 (323-for-1276) with 20 of his 24 home runs against righties compared to .237 (112-for-472) against lefties... batted .180 during the day and .196 at home... hit all six of his home runs on the road... four were solo shots... started a team-leading 90 games at shortstop and 26 at second base... had nine errors as a shortstop for a career-best .979 fielding percentage... that was the best fielding percentage by an A's player with 90 or more games at shortstop since Mike Bordick in 1995 (.983)... committed two errors at second base for a .987 percentage... batted .194 in 93 games overall as a shortstop but hit .276 in 32 games as a second baseman... was also 2-for-6 (.333) with a double and four strikeouts as a pinch hitter... started games at every spot in the order except three, four and five... made a team-leading 70 starts batting ninth and hit .206.

OAKLAND: Was the A's Opening Day starter at shortstop for the third consecutive season and went 3-for-9 against Seattle in two games in Tokyo in March... then hit .184 in 21 games in April... it was his second lowest batting average in a month of 20 or more games in his career (.175 in May, 2010)... went 0-for-15 over a four-game stretch from April 23 to 28, which lowered his batting average to .179... then hit safely in 14 of his next 17 games from April 29 to May 18 (18-for-66, .273)... struck out in 10 consecutive games from May 2 to 13 (14 strikeouts total), the longest streak of his career... went 1-for-33 (.030) over an 11-game stretch from May 21 to June 3... that included a career-high 0-for-29 streak from May 22 to June 3... snapped the hitless streak with a two-hit game June 4 against Texas and batted .333 (17-for-51) over a 14-game stretch from June 4 to 20... stole two bases for the fifth time in his career June 7 against Texas... had his sixth career two-double game the next day at Arizona... went 3-for-3 June 15 against San Diego, his 28th birthday... is 6 for 12 (.500) with one double, one triple, four RBI and four runs scored in three career games on his birthday... had a career-high streak of 17 consecutive games without an RBI from July 1 to Aug. 16... went 4-for-48 (.083) over a 17-game stretch from June 21 to July 19... was placed on the 15-day disabled list the next day with left elbow tendinitis... had the lowest slugging percentage in the majors (.282) and the second lowest batting average (.197) and on-base percentage (.259) when he went on the DL... went 5-for-11 (.455) on a three-game rehab assignment with Sacramento from Aug. 4-6 and was reinstated from the DL Aug. 7... went 6-for-29 (.207) in his first 10 games following his return... capped that stretch by matching his career-high with three runs scored Aug. 19 against Cleveland... had started 439 of the A's 506 (86.8%) games at shortstop from July 31, 2009 through Aug. 20, the date Stephen Drew was acquired from Arizona... started at second base Aug. 22 against Minnesota, his first start at second since Sept. 28, 2008 at Seattle (made 15 starts at second base in 2008)... started 26 of the A's final 40 games at second base... went 12-for-22 (.545) over a seven-game span from Aug. 30 to Sept. 7... played in the 500th game of his career Sept. 1 against Boston... went 4-for-4 Sept. 7 at Seattle, his fourth career four-hit game... all four have come on the road.

LIFETIME PLAYING RECORD

| Year | Club | AVG | G | AB | R | H | 2B | 3B | HR | RBI | SH | SF | HP | BB | SO | SB | CS | SLG | OBP | E |
|------------------|-------------|-------------|------------|-------------|------------|------------|-----------|-----------|-----------|------------|-----------|-----------|----------|------------|------------|-----------|-----------|-------------|-------------|-----------|
| 2005 | Kane County | .276 | 69 | 290 | 49 | 80 | 15 | 0 | 3 | 29 | 2 | 1 | 2 | 39 | 47 | 25 | 6 | .359 | .364 | 13 |
| 2006 | Stockton | .203 | 46 | 177 | 36 | 36 | 7 | 0 | 2 | 21 | 0 | 0 | 1 | 24 | 35 | 7 | 1 | .277 | .302 | 10 |
| | AZL A's | .464 | 9 | 28 | 3 | 13 | 3 | 1 | 0 | 6 | 0 | 0 | 0 | 4 | 2 | 0 | 0 | .643 | .531 | 2 |
| 2007 | Stockton | .255 | 68 | 286 | 50 | 73 | 17 | 3 | 6 | 36 | 0 | 4 | 0 | 43 | 54 | 9 | 2 | .399 | .348 | 14 |
| | Midland | .251 | 70 | 271 | 41 | 68 | 13 | 2 | 2 | 21 | 2 | 2 | 1 | 38 | 35 | 8 | 2 | .336 | .343 | 14 |
| 2008 | Midland | .260 | 50 | 204 | 42 | 53 | 7 | 2 | 0 | 18 | 1 | 0 | 0 | 39 | 36 | 20 | 1 | .314 | .379 | 11 |
| | Sacramento | .297 | 65 | 236 | 47 | 70 | 9 | 3 | 2 | 16 | 3 | 1 | 0 | 54 | 34 | 11 | 5 | .386 | .426 | 13 |
| | OAKLAND | .242 | 36 | 99 | 14 | 24 | 5 | 0 | 0 | 9 | 2 | 1 | 2 | 13 | 18 | 4 | 1 | .293 | .339 | 5 |
| 2009 | Sacramento | .264 | 99 | 360 | 48 | 95 | 22 | 3 | 3 | 40 | 6 | 4 | 2 | 45 | 54 | 27 | 4 | .367 | .345 | 19 |
| | OAKLAND | .279 | 60 | 208 | 27 | 58 | 11 | 3 | 4 | 21 | 1 | 0 | 1 | 19 | 46 | 7 | 5 | .418 | .342 | 8 |
| 2010 | OAKLAND | .250 | 156 | 508 | 64 | 127 | 26 | 8 | 6 | 46 | 12 | 3 | 3 | 50 | 96 | 29 | 5 | .368 | .319 | 25 |
| 2011 | OAKLAND | .264 | 148 | 515 | 57 | 136 | 26 | 2 | 8 | 58 | 8 | 4 | 1 | 42 | 104 | 14 | 9 | .369 | .319 | 22 |
| 2012 | OAKLAND | .215 | 125 | 418 | 50 | 90 | 18 | 2 | 6 | 28 | 5 | 2 | 2 | 35 | 90 | 15 | 6 | .311 | .278 | 11 |
| | Sacramento | .455 | 3 | 11 | 2 | 5 | 1 | 0 | 0 | 1 | 0 | 0 | 0 | 3 | 4 | 1 | 0 | .545 | .571 | 1 |
| ML Totals | | .249 | 525 | 1748 | 212 | 435 | 86 | 15 | 24 | 162 | 28 | 10 | 9 | 159 | 354 | 69 | 26 | .356 | .313 | 71 |

PENNINGTON'S CAREER BESTS

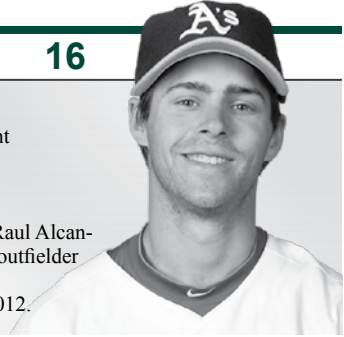
Hits: 4 (four times), last: September 7, 2012 at Seattle
Home Runs: 1 (24 times), last: September 23, 2012 at New York (AL)
Runs Batted In: 4 (twice), last: August 25, 2011 at New York (AL)
Stolen Bases: 2 (five times), last: June 7, 2012 vs. Texas
Hitting Streak: 15, July 15 to 31, 2011
Hitless Streak (At Bats): 29, May 22 to June 3, 2012
Grand Slams: None.
Pinch-Hit Home Runs: None.
Inside-The-Park Home Runs: None.
Game Ending Home Runs: None.
Lead Off Home Runs: None.

JOSH REDDICK

16

OUTFIELDER

Height/Weight: 6-2 / 180 **Bats/Throws:** Left / Right
Birthdate: February 19, 1987 **End of Season Age:** 25
Birthplace/Resides: Savannah, Georgia / Guyton, Georgia
Major League Service: 2 years, 50 days
Obtained: Acquired from the Boston Red Sox with pitcher Raul Alcantara and infielder Miles Head for pitcher Andrew Bailey and outfielder Ryan Sweeney, December 28, 2011
Contract Status: First year of a one-year contract through 2012.



POSTSEASON EXPERIENCE

Has never appeared in the postseason.

2012 HIGHLIGHTS

Was acquired from Boston during the offseason and batted .242 with 32 home runs and 85 RBI in 156 games...had just 10 home runs and 37 RBI in 143 games over his first three seasons with the Red Sox...became the first Athletic to hit 30 home runs since Jack Cust in 2008 (33)...led the A's in nearly every offensive category including games, at bats (611), runs (85), hits (148), doubles (29), home runs, RBI, walks (55), intentional walks (8), sacrifice flies (4), strikeouts (151) and grounded into double plays (14)...his walks were second fewest by an A's team-leader in Oakland history (Mitchell Page, 53 in 1978)...ranked 10th in the American League in strikeouts (151) and tied for 10th in home runs...ranked third among AL outfielders with 15 assists...that tied for third most in Oakland history and was the most since 1983 when Mike Davis had 16...fell two short of the record of 17 set by Tony Armas in 1980...tied for fifth among AL outfielders in double plays (3) and errors (6)...batted .268 with 20 home runs and 43 RBI in 83 games before the All-Star Break...was tied for eighth in the AL in home runs at the break...then hit .215 with 12 home runs and 42 RBI in 73 games after the break...now has a .280 (112-for-400) batting average with 22 home runs and 60 RBI in 117 games before the All-Star break compared to .220 (129-for-586) with 20 home runs and 62 RBI in 182 games after the break...hit .283 with the bases empty compared to .191 with runners on base...had the third lowest batting average in the AL with runners on base...it was seventh lowest by an Athletic since 1974...21 of his 32 home runs were solo shots...now has a .281 (156-for-556) career average with the bases empty compared to .198 (85-for-430) with runners on...had a .206 batting average with runners in scoring position and is a .204 (52-for-255) career hitter with RISP...was 1-for-14 (.071) with the bases loaded and is 3-for-24 (.125) in his career...hit 31 of his 32 home runs as an outfielder...since 1992, the only other outfielder to hit 30 home runs for the A's is Matt Stairs (38 in 1999)...27 came as a right fielder, which led the AL...A's right fielders combined for 20 home runs over the previous two seasons...ranked second in the majors in home runs with two outs (16) and fourth in the AL in home runs with two strikes (15)...21 of his 42 career home runs have come with two strikes...hit nine home runs in the first inning and eight in the seventh inning...batted .245 (95-for-387) against right-handed pitching, .237 (53-for-224) against left-handers...made a

MOST ASSISTS, OAKLAND A'S OUTFIELDER

| | |
|---------------------------|-----------|
| Tony Armas, 1980 | 17 |
| Mike Davis, 1983 | 16 |
| Josh Reddick, 2012 | xx |
| Rickey Henderson, 1980 | 15 |
| Reggie Jackson, 1971 | 15 |

team-leading 131 starts in right field and was one of just two Athletics to start more than 100 games at a position (Weeks, 112 at second base)...also started 11 games at designated hitter and 10 in center field... hit .205 with a home run and six RBI as the designated hitter... was 1-for-2 with an intentional walk in three pinch hitting appearances... was 3-for-22 (.136) in his career in the pinch entering the season... made a team-leading 133 starts batting third but hit just .241 from that spot.

OAKLAND: Was the A's fifth different Opening Day starter in right field in the last five years... had assists in back-to-back games April 16 and 17 at Los Angeles, giving him four assists over his first 11 games... was batting .236 with two home runs and three RBI over his first 18 games through April 24... then hit safely in 15 of his next 17 contests from April 25 to May 14... was 24-for-70 (.343) with seven home runs and 17 RBI over that stretch... that included a pair of season-best seven-game hitting streaks from April 25 to May 2 (11-for-30, .367) and May 8 to 14 (11-for-28, .393)... had career highs May 11 against Detroit with four runs, two home runs and five RBI and matched his best with four hits... is the eighth player in Oakland history with at least four runs, four hits, two home runs and five RBI in a game... went 10-for-50 (.200) over a 14-game stretch from May 15 to 30, but five of his 10 hits were home runs... homered in back-to-back games for the first time in his career May 25 and 26 against New York (AL)... hit 10 home runs in May, which tied for third in the AL... is the first Athletic to hit 10 home runs in a month since Frank Thomas had 10 in Sept., 2006... also tied for fourth in the AL in runs in May (20) and tied for fifth in walks (17)... had 14 home runs and 27 RBI over his first 47 games through May 28 and batted .276... then had just one home run and six RBI over his next 20 games from May 29 to June 20 while batting .211... matched his career-high with four strikeouts June 19 against Los Angeles (NL)... homered in back-to-back games a second time June 22 and 23 against San Francisco to start a 39-game stretch through Aug. 7 where he tallied 10 home runs and 24 RBI... had eight assists over a 31-game stretch in the outfield from June 26 to Aug. 6... had the game-ending RBI double July 8 against Seattle, his second career "walk-off" hit... the other was a single Aug. 7, 2011 against New York... it was his second double of the game, which matched his career-high... went 0-for-7 with four strikeouts July 30 against Tampa Bay... is one of 15 players in Oakland history to go hitless in a game with at least seven at bats... snapped a 0-for-21 streak with a first inning single Aug. 2 against Toronto... was caught stealing Aug. 22 against Minnesota after starting the season a perfect 10-for-10 in stolen base attempts... batted .149 (14-for-94) over a 24-game stretch from July 29 to Aug. 23... was dropped from the third spot in the batting order to the sixth spot Aug. 25 at Tampa Bay and went 3-for-4 that day... started three of the next four games hitting sixth before returning to the three spot and went 14-for-28 (.500) with six runs, three doubles, three home runs, nine RBI, three three-hit games and two two-hit games over a six-game span from Aug. 25 to 31... capped the stretch by hitting his first career grand slam Aug. 31 against Boston off Mark Melancon... finished August with 23 RBI, which was fifth most in the AL and his most ever in a month... was named AL Player of the Week for the week ending Sept. 2, his first career weekly honor... went 12-for-31 (.387) with six runs, two doubles, three home runs and 10 RBI in seven games... matched his career high with four strikeouts Sept. 21 at New York (third this year, fourth career)... singled in the seventh inning Sept. 26 at Texas to snap a career-high 0-for-30 streak... had his second career two-homer game Sept. 27 at Texas... hit .164 in September, which was second lowest in the AL... did not hit under .250 in any of the first five months... went 2-for-12 (.167) in October and batted .164 (20-for-122) over his final 31 games.

LIFETIME PLAYING RECORD

| Year | Club | AVG | G | AB | R | H | 2B | 3B | HR | RBI | SH | SF | HP | BB | SO | SB | CS | SLG | OBP | E |
|------------------|------------|-------------|------------|------------|------------|------------|-----------|----------|-----------|------------|----------|----------|----------|-----------|------------|-----------|----------|-------------|-------------|-----------|
| 2007 | Greenville | .306 | 94 | 369 | 60 | 113 | 17 | 6 | 18 | 72 | 0 | 5 | 3 | 26 | 51 | 8 | 5 | .531 | .352 | 7 |
| | Portland | .000 | 1 | 1 | 0 | 0 | 0 | 0 | 0 | 0 | 0 | 0 | 0 | 0 | 0 | 0 | 0 | .000 | .000 | 0 |
| 2008 | Greenville | .340 | 14 | 53 | 7 | 18 | 4 | 2 | 0 | 9 | 0 | 0 | 0 | 5 | 8 | 2 | 1 | .491 | .397 | 1 |
| | Lancaster | .343 | 76 | 312 | 60 | 107 | 11 | 8 | 17 | 57 | 0 | 2 | 0 | 17 | 49 | 9 | 1 | .593 | .375 | 4 |
| | Portland | .214 | 34 | 117 | 22 | 25 | 4 | 2 | 6 | 25 | 1 | 1 | 1 | 12 | 25 | 3 | 1 | .436 | .290 | 3 |
| 2009 | Portland | .277 | 63 | 256 | 47 | 71 | 17 | 3 | 13 | 29 | 0 | 1 | 0 | 30 | 62 | 5 | 5 | .520 | .352 | 3 |
| | BOSTON | .169 | 27 | 59 | 5 | 10 | 4 | 0 | 2 | 4 | 0 | 0 | 1 | 2 | 17 | 0 | 0 | .339 | .210 | 1 |
| | Pawtucket | .127 | 18 | 71 | 1 | 9 | 0 | 2 | 0 | 6 | 0 | 2 | 0 | 6 | 13 | 0 | 1 | .183 | .190 | 0 |
| 2010 | Pawtucket | .266 | 114 | 451 | 59 | 120 | 28 | 4 | 18 | 65 | 0 | 5 | 0 | 25 | 73 | 4 | 7 | .466 | .301 | 8 |
| | BOSTON | .194 | 29 | 62 | 5 | 12 | 3 | 1 | 1 | 5 | 0 | 0 | 0 | 1 | 15 | 1 | 0 | .323 | .206 | 0 |
| 2011 | Pawtucket | .230 | 52 | 191 | 37 | 44 | 9 | 1 | 14 | 36 | 0 | 7 | 0 | 33 | 39 | 4 | 1 | .508 | .333 | 1 |
| | BOSTON | .280 | 87 | 254 | 41 | 71 | 18 | 3 | 7 | 28 | 0 | 4 | 1 | 19 | 50 | 1 | 2 | .457 | .327 | 5 |
| 2012 | OAKLAND | .242 | 156 | 611 | 85 | 148 | 29 | 5 | 32 | 85 | 1 | 4 | 2 | 55 | 151 | 11 | 1 | .463 | .305 | 6 |
| ML Totals | | .244 | 299 | 986 | 136 | 241 | 54 | 9 | 42 | 122 | 1 | 8 | 4 | 77 | 233 | 13 | 3 | .445 | .300 | 12 |

Hits: 4 (twice), last: May 11, 2012 vs. Detroit
Home Runs: 2 (twice), September 27, 2012 at Texas; May 11, 2012 vs. Detroit
Runs Batted In: 5, May 11, 2012 vs. Detroit
Stolen Bases: 1 (13 times), last: September 12, 2012 at Los Angeles (AL)
Hitting Streak: 9, September 3 to 13, 2011
Hitless Streak (At Bats): 30, September 19 to 26, 2012
Grand Slams: 1, August 31, 2012 vs. Boston (Mark Melancon)
Pinch-Hit Home Runs: None.
Inside-The-Park Home Runs: None.
Game Ending Home Runs: None.
Lead Off Home Runs: None.

ADAM ROSALES

7

INFIELDER

Height/Weight: 6-1 / 195

Bats/Throws: Right / Right

Birthdate: May 20, 1983

End of Season Age: 29

Birthplace/Resides: Chicago, Illinois / Phoenix, Arizona

Major League Service: 3 years, 99 days

Obtained: Acquired from the Cincinnati Reds with Willy Taveras for Aaron Miles and cash, February 1, 2010

Contract Status: First year of a one-year contract through 2012.



POSTSEASON EXPERIENCE

Has never appeared in the postseason.

2012 HIGHLIGHTS

Batted .222 with two home runs and eight RBI in 42 games over three stints with the A's...started 31 games at four different positions...including 18 at second base, nine at shortstop, three at first base and one at third base...did not commit an error in 42 games overall on defense, including 21 games at second base...has not made an error in 77 career games at second base, including 71 with the A's...that is the second longest errorless streak by a second baseman in Oakland history...hit .293 during the day compared to .172 at night...was 7-for-17 (.412) with two walks (.474 on-base percentage) when leading off an inning...has a .330 (30-for-91) batting average and .396 on-base percentage (nine walks, one hit by pitch) leading off an inning in three seasons with the A's...batted .167 in 13 games before the All-Star Break, .240 with both of his home runs in 29 games after the break...hit .159 against a pitcher the first time he saw him in a game, .333 after that...had a .268 batting average and both of his home runs with the bases empty compared to .163 with runners on base...hit .130 with runners in scoring position and has a .195 (31-for-159) career average with RISP...batted .229 (8-for-35) against right-handed pitching compared to .219 (14-for-64) against left-handers...made 17 starts batting ninth and 12 hitting eighth.

LONGEST ERRORLESS STREAKS, OAKLAND SECOND BASEMEN

- 102 Mark Ellis, May 14-Sept. 10, 2007
- 71 **Adam Rosales, April 9, 2010-present**
- 70 Rafael Bournigal, Aug. 6, 1996-Sept. 25, 1998
- 61 Dick Green, April 7-July 6, 1973
- 60 Marco Scutaro, July 31, 2004-July 1, 2005
- 60 Lance Blankenship, June 23, 1991-May 29, 1992

OAKLAND: Was on the A's Opening Day roster and appeared in one game in Japan at first base without an at bat...was optioned to Sacramento April 2 before the regular season resumed...returned May 17 and went 4-for-24 (.167) with nine walks in 12 games, including eight starts (three at first base, three at second base, two at shortstop) before he was optioned back to Sacramento June 16...returned to Oakland for the third time Aug. 2 and batted .240 in 29 games the rest of the way...hit safely in a season-high five consecutive games from Aug. 4 to 12 (6-for-15, .400)...hit his only two home runs of the season over that span...his seventh inning double Aug. 5 against Toronto was his first since July 10, 2010, snapping a 48-game streak without a double...homed his next game Aug. 7 against Los Angeles to snap a 29-game homerless

streak...finished August with a .286 batting average in 15 games...then went 6-for-33 (.182) with no walks in 14 games from Sept. 1 through the end of the season...finished the season with a career-long streak of 23 consecutive games without a walk.

SACRAMENTO: Spent the balance of the season with Sacramento where he batted .280 with 21 doubles, one triple, eight home runs and 47 RBI in 76 games...hit .301 (59-for-196) against right-handed pitching compared to .228 (18-for-79) against left-handers...hit six of his eight home runs and drove in 31 of his 47 runs on the road...appeared in 57 games at shortstop, 13 at second base, five at third base and one in left field...batted .308 while playing shortstop and .196 at all other positions...hit in every spot in the order except leadoff...batted .323 in 36 games hitting ninth...hit safely in each of his first six games with the River Cats (10-for-26, .385), which was his longest hitting streak of the season...stole a season-high two bases April 24 at Reno...was batting .302 at the conclusion of play May 6, but that would be his last day over .300...went 4-for-24 (.167) over his next eight games through May 15 and was hitting .277 overall when the A's called May 17...was optioned back to Sacramento June 16 and went 6-for-31 (.193) over his first nine games...had a streak of five consecutive multiple hit games from July 1-6...went 13-for-23 (.565) with six runs, three home runs, 12 RBI and all three of his three-hit games with the River Cats over that stretch...had a season-high two home runs and drove in a season-high six runs July 4 at Fresno...including a grand slam in Sacramento's 10-run ninth inning...finished July with a .299 batting average, five home runs and 23 RBI in 26 games...went 2-for-3 Aug. 1 against Memphis and was called up by Oakland the next day.

LIFETIME PLAYING RECORD

| Year | Club | AVG | G | AB | R | H | 2B | 3B | HR | RBI | SH | SF | HP | BB | SO | SB | CS | SLG | OBP | E |
|------------------|-------------|-------------|------------|------------|-----------|------------|-----------|----------|-----------|-----------|----------|----------|----------|-----------|------------|----------|----------|-------------|-------------|-----------|
| 2005 | Billings | .321 | 34 | 140 | 29 | 45 | 14 | 0 | 5 | 25 | 0 | 1 | 5 | 13 | 37 | 2 | 2 | .529 | .396 | 3 |
| | Dayton | .328 | 32 | 134 | 24 | 44 | 8 | 0 | 9 | 21 | 0 | 2 | 2 | 10 | 24 | 3 | 1 | .590 | .378 | 6 |
| 2006 | Sarasota | .213 | 34 | 122 | 15 | 26 | 8 | 2 | 2 | 14 | 1 | 2 | 2 | 20 | 27 | 3 | 3 | .361 | .329 | 5 |
| | Dayton | .270 | 55 | 222 | 36 | 60 | 9 | 3 | 6 | 29 | 0 | 2 | 5 | 15 | 40 | 5 | 1 | .419 | .328 | 11 |
| 2007 | Sarasota | .294 | 69 | 248 | 47 | 73 | 23 | 5 | 5 | 48 | 2 | 6 | 13 | 31 | 46 | 9 | 2 | .488 | .393 | 4 |
| | Chattanooga | .278 | 67 | 255 | 51 | 71 | 18 | 6 | 13 | 31 | 2 | 3 | 5 | 37 | 66 | 4 | 4 | .549 | .377 | 6 |
| 2008 | Louisville | .287 | 117 | 432 | 70 | 124 | 29 | 7 | 11 | 58 | 1 | 4 | 14 | 22 | 82 | 7 | 1 | .463 | .339 | 12 |
| | CINCINNATI | .207 | 18 | 29 | 0 | 6 | 1 | 0 | 0 | 2 | 0 | 0 | 0 | 1 | 4 | 1 | 0 | .241 | .233 | 0 |
| 2009 | Louisville | .349 | 30 | 109 | 27 | 38 | 8 | 2 | 5 | 20 | 0 | 3 | 1 | 12 | 15 | 4 | 0 | .596 | .408 | 3 |
| | CINCINNATI | .213 | 87 | 230 | 23 | 49 | 10 | 1 | 4 | 19 | 2 | 3 | 5 | 26 | 46 | 1 | 2 | .317 | .303 | 7 |
| 2010 | OAKLAND | .271 | 80 | 255 | 31 | 69 | 8 | 2 | 7 | 31 | 2 | 2 | 1 | 19 | 65 | 2 | 2 | .400 | .321 | 2 |
| 2011 | Sacramento | .265 | 40 | 147 | 23 | 39 | 5 | 1 | 3 | 22 | 0 | 3 | 1 | 13 | 32 | 1 | 1 | .374 | .323 | 3 |
| | OAKLAND | .098 | 24 | 61 | 5 | 6 | 0 | 0 | 2 | 8 | 0 | 2 | 1 | 4 | 13 | 0 | 0 | .197 | .162 | 4 |
| 2012 | OAKLAND | .222 | 42 | 99 | 12 | 22 | 5 | 0 | 2 | 8 | 0 | 1 | 0 | 11 | 24 | 0 | 0 | .333 | .297 | 0 |
| | Sacramento | .280 | 76 | 275 | 46 | 77 | 21 | 1 | 8 | 47 | 1 | 6 | 2 | 26 | 57 | 4 | 2 | .451 | .340 | 8 |
| AL Totals | | .234 | 146 | 415 | 48 | 97 | 13 | 2 | 11 | 47 | 2 | 5 | 2 | 34 | 102 | 2 | 2 | .354 | .292 | 6 |
| NL Totals | | .212 | 105 | 259 | 23 | 55 | 11 | 1 | 4 | 21 | 2 | 3 | 5 | 27 | 50 | 2 | 2 | .309 | .296 | 7 |
| ML Totals | | .226 | 251 | 674 | 71 | 152 | 24 | 3 | 15 | 68 | 4 | 8 | 7 | 61 | 152 | 4 | 4 | .337 | .293 | 13 |

ROSALES' CAREER BESTS

Hits: 4, April 27, 2010 at Tampa Bay

Home Runs: 1 (15 times), last: August 12, 2012 at Chicago (AL)

Runs Batted In: 4 (twice), last: May 26, 2010 at Baltimore

Stolen Bases: 1 (four times), last: July 11, 2010 vs. Los Angeles (AL)

Hitting Streak: 6 (twice), last: April 23 to 29, 2010

Hitless Streak (At Bats): 34, June 30 to September 26, 2011

Grand Slams: None

Pinch-Hit Home Runs: 2, June 12, 2010 at San Francisco (Barry Zito); July 30, 2009 vs. San Diego (Ekstrom)

Inside-The-Park Home Runs: None

Game Ending Home Runs: None

Lead Off Home Runs: None

**RIGHT-HANDED PITCHER****Height/Weight:** 6-3 / 190**Bats/Throws:** Right / Right**Birthdate:** July 19, 1985**End of Season Age:** 27**Birthplace/Resides:** New Milford, Connecticut / Washington Depot, Connecticut**Major League Service:** 1 year, 18 days**Obtained:** Claimed off waivers from San Diego, October 25, 2011**Contract Status:** First year of a one-year contract through 2012.**POSTSEASON EXPERIENCE**

Has never appeared in the postseason.

2012 HIGHLIGHTS

Split his season between Oakland and Sacramento... was 2-0 with a save and a 2.55 ERA in 30 relief appearances over three stints with the A's... posted a 3-0 record, eight saves and a 3.03 ERA in 26 games with the River Cats... allowed a .221 opponents batting average with the A's, including .183 (15-for-82) against right-handed hitters compared to .278 (15-for-54) against left-handers... allowed both of his home runs and issued eight of his 12 walks to lefties... had a .221 on-base percentage and .280 slugging percentage against righties compared to .371 and .463 against lefties... now has a .195 (22-for-113) career opponents batting average against righties compared to .313 (26-for-83) against lefties... first batters faced were 4-for-28 (.143) with two walks (.200 on-base percentage)... allowed 4-of-13 (30.8%) inherited runners to score... opponents hit .286 with runners in scoring position but were 2-for-16 (.125) with RISP and two outs... has allowed a .367 (18-for-49) average with RISP in his career... compiled a 0.53 ERA in 13 day games, a 4.42 ERA in 17 outings at night... has a 0.86 ERA (2 er in 21.0 ip) in 16 career appearances during the day compared to 6.04 (19 er in 28.1 ip) in 24 night games... did not allow an earned run in the seventh (5.1 ip) or eighth (10.0 ip) innings.

OAKLAND: Was selected from Sacramento June 6 and made his A's debut June 10 at Arizona, retiring all four batters that he faced (1.1 ip, 2 so)... tossed a career-high tying 3.0 scoreless innings in the A's 10-2 win against San Diego June 15 for his first Major League save... those were his only two appearances before he was optioned to Sacramento June 16... returned June 24 when Brandon McCarthy went on the DL and compiled a 2.79 ERA in 10 appearances during his second stint... did not allow a run in his first eight appearances following his return (6.0 ip)... retired the final two batters in the eighth inning July 28 at Baltimore to extend his season-opening scoreless streak to a career-high 11.0 innings... then allowed a one-out home run to Markakis in the ninth to end the streak... allowed three runs on a career-high tying four hits in his next outing July 31 against Tampa Bay... matched his career-high with three strikeouts but that was his last appearance before he was optioned to Sacramento Aug. 3... did not appear in a game with the River Cats before he was recalled for a third and final stint Aug. 5 after A.J. Griffin went on the DL... posted a 2.95 ERA over his final 18 appearances... issued a career-high three walks in 1.0 innings Sept. 18 at Detroit... tossed a scoreless ninth inning for his first ML win in the A's 3-2, 10-inning win at Texas Sept. 25... win number two came in the final game of the season, the A's American League West clinching 12-5 win over Texas... tossed a career-high tying 3.0 scoreless innings after relieving Griffin with two outs in the third inning.

SACRAMENTO: Was a perfect 8-for-8 in save opportunities with Sacramento and led the River Cats in saves... struck out 38 batters in 35.2 innings (9.59 per nine innings)... allowed a .203 opponents batting average, which included a .147 (11-for-75) mark against right-handed hitters compared to .283 (15-for-53) against left-handers... surrendered three of his four home runs to lefties... three of the four home runs were solo shots... opponents hit .138 when leading off an inning and .154 with runners in scoring position... posted a 0.90 ERA with seven of his eight saves in 16 games at home compared to a 5.74 ERA in 10 outings on the road... stranded all three of his inherited runners... tossed at least one inning in each of his 26 outings, including two or more eight times... struck out a season-high three batters in his second outing of the season April 9 at Tucson, his first of four three-strikeout games... walked a season-high three batters in his next outing April 12 at Tucson, the only time he walked more than one

batter...had his first two saves of the season and did not allow a run over a four-game span from April 14-22 (6.0 ip)...yielded a season-high three runs in 1.0 inning April 24 at Reno...tossed a season-high 2.2 innings May 5 at Tucson and finished the day with a 4.32 ERA...then logged a 2.25 ERA over his next 12 outings and had a 3.31 ERA in 23 appearances overall when he was called up by the A's the first time June 6...was optioned back to Sacramento June 16 and had two saves in three scoreless outings (3.0 ip) before returning to Oakland June 24.

LIFETIME PITCHING RECORD

| Year | Club | W | L | ERA | G | GS | CG | SHO | SV | IP | H | R | ER | HR | HB | BB | IBB | SO | WP | BK |
|----------------------------|---------------|-----------|-----------|-------------|------------|----------|----------|----------|-----------|--------------|------------|------------|------------|-----------|-----------|-----------|----------|------------|-----------|----------|
| 2007 | Missoula | 0 | 1 | 2.92 | 18 | 0 | 0 | 0 | 2 | 37.0 | 35 | 13 | 12 | 1 | 3 | 9 | 0 | 48 | 3 | 0 |
| | South Bend | 1 | 0 | 2.61 | 5 | 0 | 0 | 0 | 0 | 10.1 | 7 | 3 | 3 | 1 | 0 | 5 | 0 | 13 | 0 | 0 |
| 2008 | South Bend | 2 | 3 | 1.57 | 23 | 0 | 0 | 0 | 8 | 34.1 | 23 | 7 | 6 | 0 | 3 | 8 | 2 | 52 | 1 | 0 |
| | Visalia | 0 | 1 | 1.86 | 5 | 0 | 0 | 0 | 1 | 9.2 | 5 | 2 | 2 | 1 | 0 | 2 | 0 | 10 | 1 | 0 |
| | Lake Elsinore | 2 | 1 | 2.70 | 20 | 0 | 0 | 0 | 1 | 23.1 | 14 | 7 | 7 | 3 | 2 | 3 | 0 | 31 | 0 | 0 |
| 2009 | San Antonio | 8 | 4 | 3.07 | 58 | 0 | 0 | 0 | 21 | 70.1 | 60 | 27 | 24 | 4 | 0 | 20 | 3 | 77 | 2 | 0 |
| 2010 | San Antonio | 4 | 5 | 2.59 | 57 | 0 | 0 | 0 | 16 | 66.0 | 51 | 22 | 19 | 6 | 5 | 15 | 1 | 81 | 1 | 0 |
| 2011 | Tucson | 2 | 3 | 4.71 | 28 | 0 | 0 | 0 | 10 | 28.2 | 27 | 15 | 15 | 2 | 0 | 12 | 1 | 27 | 1 | 0 |
| | SAN DIEGO | 0 | 0 | 7.07 | 10 | 0 | 0 | 0 | 0 | 14.0 | 18 | 11 | 11 | 1 | 0 | 4 | 0 | 10 | 0 | 0 |
| 2012 | Sacramento | 3 | 0 | 3.03 | 26 | 0 | 0 | 0 | 8 | 35.2 | 26 | 12 | 12 | 4 | 0 | 10 | 0 | 38 | 1 | 0 |
| | OAKLAND | 2 | 0 | 2.55 | 30 | 0 | 0 | 0 | 1 | 35.1 | 30 | 11 | 10 | 2 | 0 | 12 | 0 | 30 | 1 | 0 |
| AL Totals | | 2 | 0 | 2.55 | 30 | 0 | 0 | 0 | 1 | 35.1 | 30 | 11 | 10 | 2 | 0 | 12 | 0 | 30 | 1 | 0 |
| NL Totals | | 0 | 0 | 7.07 | 10 | 0 | 0 | 0 | 0 | 14.0 | 18 | 11 | 11 | 1 | 0 | 4 | 0 | 10 | 0 | 0 |
| ML Totals | | 2 | 0 | 3.83 | 40 | 0 | 0 | 0 | 1 | 49.1 | 48 | 22 | 21 | 3 | 0 | 16 | 0 | 40 | 1 | 0 |
| Minor League Totals | | 22 | 18 | 2.85 | 240 | 0 | 0 | 0 | 67 | 315.1 | 248 | 108 | 100 | 22 | 13 | 84 | 7 | 377 | 10 | 0 |

SCRIBNER'S CAREER BESTS

Low Hit Complete Game: None
Innings Pitched: 3.0 (three times), last: October 3, 2012 vs. Texas
Strikeouts: 3 (five times), last: September 26, 2012 at Texas
Longest Winning Streak: 2, September 25, 2012 to present
Longest Losing Streak: None
Longest Scoreless Streak: 11.0, June 10 to July 28, 2012

SCOTT SIZEMORE

29

INFIELDER

Height/Weight: 6-0 / 185

Bats/Throws: Right / Right

Birthdate: January 4, 1985

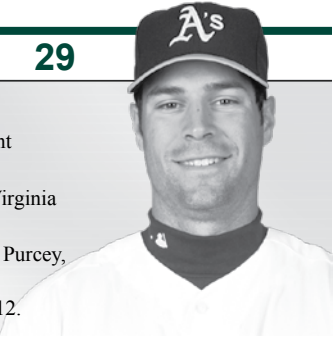
End of Season Age: 27

Birthplace/Resides: Virginia Beach, Virginia / Chesapeake, Virginia

Major League Service: 2 years, 46 days

Obtained: Acquired from the Detroit Tigers for pitcher David Purcey, May 27, 2011

Contract Status: First year of a one-year contract through 2012.



POSTSEASON EXPERIENCE

Has never appeared in the postseason.

2012 HIGHLIGHTS

Missed the entire season after tearing the anterior cruciate ligament in his left knee in the team's first full-squad workout Feb. 27 in Phoenix...was placed on the 60-day disabled list March 3 and underwent successful reconstructive surgery March 21...the surgery was performed by Dr. Douglas Freedberg of the Arizona Sports Medicine Center of Scottsdale.

LIFETIME PLAYING RECORD

| Year | Club | AVG | G | AB | R | H | 2B | 3B | HR | RBI | SH | SF | HP | BB | SO | SB | CS | SLG | OBP | E |
|------------------|---------------|--------------------------|------------|------------|-----------|------------|-----------|----------|-----------|-----------|----------|----------|----------|-----------|------------|----------|----------|-------------|-------------|-----------|
| 2006 | Oneonta | .327 | 70 | 294 | 49 | 96 | 15 | 4 | 3 | 37 | 3 | 2 | 2 | 32 | 47 | 7 | 5 | .435 | .394 | 16 |
| 2007 | West Michigan | .265 | 125 | 438 | 78 | 116 | 33 | 5 | 4 | 48 | 4 | 6 | 9 | 73 | 60 | 16 | 10 | .390 | .376 | 15 |
| 2008 | Lakeland | .286 | 53 | 203 | 32 | 58 | 11 | 1 | 4 | 20 | 1 | 3 | 3 | 24 | 44 | 14 | 3 | .409 | .365 | 8 |
| 2009 | Erie | .307 | 59 | 228 | 39 | 70 | 17 | 4 | 9 | 33 | 3 | 1 | 2 | 35 | 46 | 7 | 3 | .535 | .402 | 12 |
| | Toledo | .308 | 71 | 292 | 49 | 90 | 22 | 1 | 8 | 33 | 5 | 0 | 4 | 29 | 49 | 14 | 1 | .473 | .378 | 9 |
| 2010 | Toledo | .298 | 76 | 299 | 49 | 89 | 23 | 1 | 9 | 37 | 1 | 2 | 9 | 31 | 77 | 2 | 2 | .472 | .378 | 7 |
| | DETROIT | .224 | 48 | 143 | 19 | 32 | 7 | 0 | 3 | 14 | 4 | 1 | 0 | 15 | 40 | 0 | 0 | .336 | .296 | 8 |
| 2011 | Toledo | .408 | 23 | 76 | 17 | 31 | 7 | 1 | 2 | 15 | 1 | 1 | 2 | 12 | 19 | 3 | 1 | .605 | .495 | 3 |
| | DETROIT | .222 | 17 | 63 | 8 | 14 | 1 | 0 | 0 | 4 | 1 | 0 | 0 | 10 | 19 | 1 | 1 | .238 | .329 | 3 |
| | Sacramento | .267 | 9 | 30 | 11 | 8 | 2 | 0 | 1 | 3 | 0 | 1 | 0 | 12 | 4 | 2 | 1 | .433 | .465 | 1 |
| | OAKLAND | .249 | 93 | 305 | 42 | 76 | 21 | 1 | 11 | 52 | 4 | 1 | 2 | 43 | 93 | 4 | 2 | .433 | .345 | 13 |
| 2012 | OAKLAND | (Injured — Did not play) | | | | | | | | | | | | | | | | | | |
| ML Totals | | .239 | 158 | 511 | 69 | 122 | 29 | 1 | 14 | 70 | 9 | 2 | 2 | 68 | 152 | 5 | 3 | .382 | .329 | 24 |

SIZEMORE'S CAREER BESTS

Hits: 4, August 24, 2011 at New York (AL)

Home Runs: 1 (14 times), last: September 27, 2011 at Seattle

Runs Batted In: 4, September 10, 2011 at Texas

Stolen Bases: 1 (five times), last: September 28, 2011 at Seattle

Hitting Streak: 5 (twice), last: September 24, 2011 to present

Hitless Streak (At Bats): 18 (twice), last: July 8 to 16, 2011

Grand Slams: 1, September 10, 2011 at Texas (Yoshinori Tateyama).

Pinch-Hit Home Runs: 2, September 10, 2011 at Texas (Yoshinori Tateyama); September 18, 2010 at Chicago (Chris Sale)

Inside-The-Park Home Runs: None.

Game Ending Home Runs: None.

Lead Off Home Runs: None.

SETH SMITH

15

OUFIELDER

Height/Weight: 6-3 / 210

Bats/Throws: Left / Left

Birthdate: September 30, 1982

End of Season Age: 30

Birthplace/Resides: Jackson, Mississippi / Brandon, Mississippi

Major League Service: 4 years, 119 days

Obtained: Acquired from the Colorado Rockies for pitchers Guillermo Moscoso and Josh Outman, January 16, 2012

Contract Status: First year of a one-year contract through 2012.



POSTSEASON EXPERIENCE

Appeared in nine games with Colorado in 2007 and 2009 and is 4-for-11 (.364) with a double and two RBI in his postseason career...pinch hit eight times and was 4-for-8 (.500) with a double and two RBI... also went 0-for-3 in a start in left field in Game 4 of the 2009 NLDS against Philadelphia...had a pinch-hit two-run double to ignite a six-run Colorado fourth inning in the Rockies 6-4 win over Arizona in Game 4 of the 2007 NLCS...went 1-for-2 in each of Colorado's three postseason series in 2007.

2012 HIGHLIGHTS

Batted .240 with 14 home runs and 52 RBI in 125 games in his first season with the A's...has hit between 14 and 17 home runs and driven in between 52 and 59 runs in each of his last four seasons...his batting average was the lowest mark of his career and his .420 slugging percentage was the lowest of his four full seasons...walked a career-high 50 times and had a .333 on-base percentage...also had a career-high 98 strikeouts...batted .259 (81-for-313) with 12 of his 14 home runs and 44 of his 52 RBI against right-handed pitching compared to .157 (11-for-70) against left-handers...had 35 of his 39 extra base hits against righties for a .454 slugging percentage...slugged .271 against lefties...made just nine starts in games started by a left-handed pitcher, none after July 30...now has a .283 (392-for-1385) career average against right-handers with 59 of his 65 home runs...is hitting lefties at a .191 (54-for-283) clip...has

a .503 career slugging percentage against right-handers compared to .307 against left-handers...started 58 games in the outfield (49 in left field, nine in right field) and 43 at designated hitter...hit .254 with 12 of his 14 home runs in 66 games overall in the outfield, compared to .236 as the designated hitter... was also 4-for-20 (.200) with a double, five RBI a walk and eight strikeouts as a pinch hitter...tied for fourth among American League pinch hitters in RBI and strikeouts...is a .318 (50-for-157) career hitter in the pinch with five home runs and 39 RBI...since 2007, he has the best batting average and slugging percentage (.554) among pinch hitters with 90 or more plate appearances and the third best on-base percentage (.409)...is second in RBI...hit 10 home runs in 45 games and 139 at bats during the day (13.9 at bats per home run) compared to four home runs in 80 games and 248 at bats at night (62.0 at bats per home run)...his at bats per home run ratio during the day tied for sixth best in the AL (min. 100 PA)... had eight home runs and 27 RBI in 76 games before the All-Star Break, six home runs and 25 RBI in 49 games after the break...hit .249 before the break, .228 after the break...batted .167 with runners in scoring position and two outs...was 5-for-9 (.556) with three doubles with the bases loaded...ranked second in the AL in bases loaded doubles...started games at every spot in the batting order except leadoff...saw his most action with 39 games batting fifth...hit .327 in interleague play compared to .28 against AL competition...now has a .301 (49-for-163) career interleague average.

OAKLAND: Was the A's eighth different Opening Day starter at designated hitter in the last eight years...played in the 500th game of his career April 19 at Los Angeles (AL)...hit his first home run of the season April 22 against Cleveland, a two-run shot off Justin Masterson in the fourth inning...that snapped a career-high 45-game homerless streak...his previous high was 35 (June 22-July 31, 2011)... it was his first home run since Aug. 23, 2011 against Houston...it also snapped a career-long streak of 17 consecutive games without an extra base hit dating back to 2011...went 0 for 4 with four strikeouts April 30 at Boston, the first four-strikeout game of his career...made 14 of his first 19 starts through May 2 at designated hitter and batted .215 with two home runs and seven RBI in 24 games total over that span...started 33 of his next 40 games in the outfield through July 2 and hit .271 with six home runs and 20 RBI in 48 games over that span...went 4-for-5 June 4 against Texas, his second career four-hit game...had a season-high seven-game hitting streak from June 7 to 14...went 12-for-23 (.522) with five runs, four doubles, two home runs, eight RBI and five walks over that stretch...then hit .156 over a 17-game stretch from June 15 to July 4...homered in back-to-back games July 14 and 15 at Minnesota, the sixth time in his career he homered in two straight games...his home run on the 15th was his 10th of the season, marking his fourth consecutive season with double figures in home runs...matched his career high with five RBI July 27 at Baltimore, despite not entering the game until the sixth inning...became the third player in Oakland history to drive in five runs off the bench (Mickey Tettleton, Aug. 24, 1986 and Erubiel Durazo, July 10, 2004)...had a pinch-hit three-run double in the sixth inning and a two-run double in the ninth inning...the two doubles matched his career high...went 4-for-29 (.138) over a nine-game span from July 25 to Aug. 2...was placed on the 15-day disabled list Aug. 3 with a strained left hamstring...went 2-for-3 with Sacramento on a one-game rehab assignment Aug. 20 and was reinstated from the DL Aug. 21...hit .248 over his final 33 games...went 17-for-50 (.340) over his first 14 games following his return...then went 9-for-55 (.164) with 21 strikeouts over his final 19 games...matched his career-high with three runs Aug. 28 at Cleveland and Sept. 20 at Detroit...committed his first error of the season Sept. 10 at Los Angeles (AL) after starting the season with 56 errorless games in the outfield... went 3-for-4 with a double, home run and four RBI Sept. 20 at Detroit...the double was the 100th of his career...snapped a 0-for-19 streak Sept. 30 against Seattle...that included a streak of five consecutive pinch hitting appearances with a strikeout.

LIFETIME PLAYING RECORD

| Year | Club | AVG | G | AB | R | H | 2B | 3B | HR | RBI | SH | SF | HP | BB | SO | SB | CS | SLG | OBP | E |
|------------------|------------------|-------------|------------|-------------|------------|------------|------------|-----------|-----------|------------|----------|-----------|-----------|------------|------------|-----------|----------|-------------|-------------|-----------|
| 2004 | Casper | .369 | 56 | 233 | 46 | 86 | 21 | 3 | 9 | 61 | 0 | 2 | 0 | 25 | 47 | 9 | 1 | .601 | .427 | 5 |
| | Tri-City | .259 | 9 | 27 | 6 | 7 | 1 | 1 | 2 | 5 | 0 | 1 | 0 | 1 | 3 | 0 | 0 | .593 | .276 | 1 |
| 2005 | Modesto | .300 | 129 | 533 | 87 | 160 | 45 | 6 | 9 | 72 | 4 | 3 | 1 | 44 | 115 | 5 | 3 | .458 | .353 | 9 |
| 2006 | Tulsa | .294 | 130 | 524 | 79 | 154 | 46 | 4 | 15 | 71 | 3 | 0 | 4 | 51 | 74 | 4 | 4 | .483 | .361 | 5 |
| 2007 | Colorado Springs | .317 | 129 | 451 | 68 | 143 | 32 | 6 | 17 | 82 | 1 | 4 | 10 | 39 | 73 | 7 | 3 | .528 | .381 | 4 |
| | COLORADO | .625 | 7 | 8 | 4 | 5 | 0 | 1 | 0 | 0 | 0 | 0 | 0 | 0 | 1 | 0 | 0 | .875 | .625 | 0 |
| 2008 | Colorado Springs | .323 | 68 | 248 | 55 | 80 | 16 | 2 | 10 | 53 | 0 | 6 | 3 | 46 | 46 | 11 | 0 | .524 | .426 | 3 |
| | COLORADO | .259 | 67 | 108 | 13 | 28 | 7 | 0 | 4 | 15 | 0 | 0 | 0 | 15 | 23 | 1 | 0 | .435 | .350 | 1 |
| 2009 | COLORADO | .293 | 133 | 335 | 61 | 98 | 20 | 4 | 15 | 55 | 1 | 3 | 2 | 46 | 67 | 4 | 1 | .510 | .378 | 1 |
| 2010 | COLORADO | .246 | 133 | 358 | 55 | 88 | 19 | 5 | 17 | 52 | 0 | 3 | 2 | 35 | 67 | 2 | 1 | .469 | .314 | 3 |
| 2011 | COLORADO | .284 | 147 | 476 | 67 | 135 | 32 | 9 | 15 | 59 | 0 | 7 | 4 | 46 | 93 | 10 | 2 | .483 | .347 | 5 |
| 2012 | OAKLAND | .240 | 125 | 383 | 55 | 92 | 23 | 2 | 14 | 52 | 0 | 3 | 5 | 50 | 98 | 2 | 2 | .420 | .333 | 1 |
| | Sacramento | .667 | 1 | 3 | 0 | 2 | 0 | 0 | 0 | 0 | 0 | 0 | 1 | 0 | 0 | 0 | 0 | .667 | .750 | 0 |
| AL Totals | | .240 | 125 | 383 | 55 | 92 | 23 | 2 | 14 | 52 | 0 | 3 | 5 | 50 | 98 | 2 | 2 | .420 | .333 | 1 |
| NL Totals | | .275 | 487 | 1285 | 200 | 354 | 78 | 19 | 51 | 181 | 1 | 13 | 8 | 142 | 251 | 17 | 4 | .485 | .348 | 10 |
| ML Totals | | .267 | 612 | 1668 | 255 | 446 | 101 | 21 | 65 | 233 | 1 | 16 | 13 | 192 | 349 | 19 | 6 | .470 | .345 | 11 |

DIVISION SERIES RECORD

| Year | Club/Opp. | AVG | G | AB | R | H | 2B | 3B | HR | RBI | SH | SF | HP | BB | SO | SB | CS | SLG | OBP | E |
|---------------|-------------|-------------|----------|----------|----------|----------|----------|----------|----------|----------|----------|----------|----------|----------|----------|----------|----------|-------------|-------------|----------|
| 2007 | COL vs. PHI | .500 | 2 | 2 | 1 | 1 | 0 | 0 | 0 | 0 | 0 | 0 | 0 | 0 | 0 | 0 | 0 | .500 | .500 | - |
| 2009 | COL vs. PHI | .200 | 3 | 5 | 0 | 1 | 0 | 0 | 0 | 0 | 0 | 0 | 0 | 1 | 1 | 0 | 0 | .200 | .333 | 0 |
| Totals | | .286 | 5 | 7 | 1 | 2 | 0 | 0 | 0 | 0 | 0 | 0 | 0 | 1 | 1 | 0 | 0 | .286 | .375 | 0 |

LEAGUE CHAMPIONSHIP SERIES RECORD

| Year | Club/Opp. | AVG | G | AB | R | H | 2B | 3B | HR | RBI | SH | SF | HP | BB | SO | SB | CS | SLG | OBP | E |
|------|-------------|------|---|----|---|---|----|----|----|-----|----|----|----|----|----|----|----|-------|------|---|
| 2007 | COL vs. ARI | .500 | 2 | 2 | 1 | 1 | 1 | 0 | 0 | 2 | 0 | 0 | 0 | 0 | 0 | 0 | 0 | 1.000 | .500 | - |

WORLD SERIES RECORD

| Year | Club/Opp. | AVG | G | AB | R | H | 2B | 3B | HR | RBI | SH | SF | HP | BB | SO | SB | CS | SLG | OBP | E |
|------|-------------|------|---|----|---|---|----|----|----|-----|----|----|----|----|----|----|----|------|------|---|
| 2007 | COL vs. BOS | .500 | 2 | 2 | 0 | 1 | 0 | 0 | 0 | 0 | 0 | 0 | 0 | 0 | 1 | 0 | 0 | .500 | .500 | - |

SMITH'S CAREER BESTS

Hits: 4 (twice), June 4, 2012 vs. Texas| September 4, 2009 vs. Arizona
Home Runs: 2 (five times), August 8, 2011 at Cincinnati; June 21, 2011 at Cleveland; May 26, 2010 vs. Arizona; April 25, 2010 vs. Florida; September 6, 2009 vs. Arizona
Runs Batted In: 5 (twice), July 27, 2012 at Baltimore; September 6, 2009 vs. Arizona
Stolen Bases: 1 (19 times), last: June 9, 2012 at Arizona
Hitting Streak: 9 (twice), last: June 4 to 12, 2011
Hitless Streak (At Bats): 23, July 30 to August 17, 2010
Grand Slams: None
Pinch-Hit Home Runs: 5, May 27, 2010 vs. Arizona (Dan Haren); April 16, 2010 at Atlanta (Derek Lowe); August 21, 2009 vs. San Francisco (Jeremy Affeldt); August 17, 2008 at Washington (Jesus Colome); July 18, 2008 vs. Pittsburgh (Tyler Yates)
Inside-The-Park Home Runs: 1, July 18, 2008 vs. Pittsburgh (Tyler Yates)
Game Ending Home Runs: 1, July 6, 2010 vs. St. Louis (Ryan Franklin)
Lead Off Home Runs: None.

**INFIELDER****Height/Weight:** 5-10 / 188**Bats/Throws:** Left / Right**Birthdate:** May 22, 1986**End of Season Age:** 26**Birthplace/Resides:** Phoenix, Arizona / Phoenix, Arizona**Major League Service:** 1 year, 64 days**Obtained:** Acquired from the San Diego Padres with Kevin Kouzmanoff for Scott Hairston and Aaron Cunningham, January 16, 2010**Contract Status:** First year of a one-year contract through 2012.**POSTSEASON EXPERIENCE**

Has never appeared in the postseason.

2012 HIGHLIGHTS

Split his season between Oakland and Sacramento, batting .167 with two home runs and seven RBI in 37 games with the A's and .331 with five home runs and 22 RBI with the River Cats...missed the final two months after he was placed on the disabled list with a strained back...the 37 games were his most in his three seasons in the majors, but the batting average was his lowest...batted .229 with each of his two home runs and six of his seven RBI on the road compared to .134 at home...is a .231 (18-for-78) career hitter on the road with all four of his home runs and 10 of his 11 RBI compared to .158 (16-for-101) at home...all four of his career home runs have come off right-handed pitching...both of his home runs in 2012 came with runners on base...had a .292 batting average when leading off an inning and has a .283 (13-for-46) career average in that situation...hit .267 in the seventh inning or later compared to .088 over the first six innings of a game...now has a .282 (22-for-78) career average from the seventh inning on compared to .119 (12-for-101) over the first six innings...was 2-for-6 (.333) with a double as a pinch hitter and is 3-for-8 (.375) in his career...made 25 starts, including 12 at third base, eight at shortstop and five at second base...made two errors as a third baseman but did not commit an error as a shortstop or second baseman.

OAKLAND: Was the A's Opening Day starter at third base and started 10 of the A's first 21 games at third...hit .167 with two home runs and six RBI in 12 games total over that span...had a career-high three RBI April 15 at Seattle...then started just six of the A's next 21 games from April 28 to May 20, going 2-for-24 (.083) over that stretch...was optioned to Sacramento May 21...was recalled June 16 and went 1-for-3 in a start at third base against Los Angeles (NL) June 20, his only action before he was optioned back to Sacramento June 24...was recalled for a third time July 20 and started seven of the A's 17 games before being placed on the 15-day disabled list Aug. 10 retroactive to Aug. 7 with a strained back...it was his first career stint on the DL...hit .212 in 15 games total during his third stint...began a rehab assignment with Sacramento Aug. 20 and went 2 for 2 in a start at third base before his rehab was halted Aug. 23.

SACRAMENTO: Scored 29 runs and stole 11 bases in his 37 games with Sacramento...added 23 walks for a .417 on-base percentage...his .331 batting average included a .358 (39-for-109) mark with all five of his home runs and 20 of his 22 RBI against right-handed pitching compared to .271 (13-for-48) against left-handers...had 11 of his 12 extra base hits against righties for a .596 slugging percentage...slugged .292 against lefties...batted .440 with runners on base and two outs...hit .354 with a .430 on-base percentage in 25 games batting leadoff...appeared in 30 games at second base, five at shortstop and three at third base...committed just two errors as a second baseman for a .989 fielding percentage...those were his only two errors...stole a season-high two bases May 24 at Round Rock...scored at least one run in seven consecutive games from June 3 to 10 (11 runs total)...had his first of four three-hit games June 9 at Colorado Springs...was batting .304 in 18 games when he was sent back to Oakland June 16...then hit safely in 17 of his 18 games following his June 24 option before returning to Oakland July 20...went 29-for-86 (.337) with four home runs and 13 RBI over that span...had a season-high 11-game hitting streak from June 27 to July 12 (18-for-47, .383)...went 3-for-5 with a season-high three RBI June 30 against Colorado Springs...had his lone two homer game of the season and drove in three runs in a 3-for-7 performance at Tacoma July 17.

LIFETIME PLAYING RECORD

| Year | Club | AVG. | G | AB | R | H | 2B | 3B | HR | RBI | SH | SF | HP | BB | SO | SB | CS | SLG | OBP | E |
|------------------|---------------|-------------|-----------|------------|-----------|-----------|----------|----------|----------|-----------|----------|----------|----------|-----------|-----------|----------|----------|-------------|-------------|----------|
| 2007 | Eugene | .256 | 31 | 125 | 20 | 32 | 9 | 0 | 2 | 18 | 1 | 0 | 0 | 19 | 16 | 4 | 2 | .376 | .354 | 7 |
| | Portland | .000 | 1 | 3 | 0 | 0 | 0 | 0 | 0 | 0 | 0 | 1 | 0 | 3 | 0 | 0 | 0 | .000 | .250 | 0 |
| | Fort Wayne | .253 | 22 | 83 | 7 | 21 | 2 | 0 | 2 | 15 | 1 | 1 | 1 | 6 | 13 | 2 | 2 | .349 | .308 | 1 |
| 2008 | Lake Elsinore | .308 | 133 | 536 | 97 | 165 | 42 | 3 | 10 | 87 | 0 | 6 | 1 | 79 | 62 | 16 | 7 | .453 | .394 | 15 |
| 2009 | San Antonio | .293 | 117 | 457 | 79 | 134 | 25 | 3 | 6 | 51 | 6 | 7 | 2 | 58 | 47 | 10 | 6 | .400 | .370 | 15 |
| 2010 | Sacramento | .300 | 137 | 514 | 82 | 154 | 28 | 6 | 5 | 65 | 1 | 3 | 4 | 75 | 68 | 14 | 9 | .407 | .391 | 14 |
| | OAKLAND | .429 | 4 | 7 | 0 | 3 | 0 | 0 | 0 | 0 | 0 | 0 | 2 | 1 | 0 | 1 | 0 | .429 | .566 | 0 |
| 2011 | Sacramento | .298 | 79 | 315 | 55 | 94 | 16 | 2 | 5 | 37 | 4 | 3 | 4 | 40 | 34 | 13 | 3 | .410 | .381 | 7 |
| | OAKLAND | .200 | 27 | 70 | 7 | 14 | 3 | 0 | 2 | 4 | 0 | 0 | 0 | 4 | 13 | 0 | 0 | .329 | .243 | 2 |
| 2012 | OAKLAND | .167 | 37 | 102 | 8 | 17 | 3 | 1 | 2 | 7 | 1 | 0 | 0 | 5 | 17 | 2 | 0 | .275 | .206 | 2 |
| | Sacramento | .331 | 37 | 157 | 29 | 52 | 5 | 2 | 5 | 22 | 0 | 0 | 0 | 23 | 17 | 11 | 3 | .484 | .417 | 2 |
| ML Totals | | .190 | 68 | 179 | 15 | 34 | 6 | 1 | 4 | 11 | 1 | 0 | 0 | 11 | 31 | 2 | 1 | .302 | .237 | 4 |

SOGARD'S CAREER BESTS

Hits: 2 (four times), last: August 2, 2012 vs. Toronto
Home Runs: 1 (four times), last: April 27, 2012 at Baltimore
Runs Batted In: 3, April 15, 2012 at Seattle
Stolen Bases: 1 (twice), last: July 30, 2012 vs. Tampa Bay
Hitting Streak: 4, July 24 to August 2, 2011
Hitless Streak (At Bats): 13, April 27 to May 6, 2012
Grand Slams: None.
Pinch-Hit Home Runs: None.
Inside-The-Park Home Runs: None.
Game Ending Home Runs: None.
Lead Off Home Runs: None.

DAN STRAILY

67

RIGHT-HANDED PITCHER

Height/Weight: 6-2 / 215

Bats/Throws: Right / Right

Birthdate: December 1, 1988

End of Season Age: 23

Birthplace/Resides: Redlands, California / Springfield, Oregon

Major League Service: 62 days

Obtained: Selected in the 24th round of the 2009 First-Year Player Draft

Contract Status: First year of a one-year contract through 2012.

POSTSEASON EXPERIENCE

Has never appeared in the postseason.

2012 HIGHLIGHTS

Began the year having never pitched above Single-A but finished the season in the starting rotation in Oakland...led all of Minor League Baseball with a career-high 190 strikeouts...also went 2-1 with a 3.89 ERA in seven starts over two stints with the A's...struck out 32 batters in 39.1 innings, giving him a combined 222 strikeouts in 191.1 innings in the majors and minors (10.44 per nine innings)...surrendered 11 home runs in 39.1 innings, an average of 2.52 per nine innings...the 11 home runs are the most by an Athletics pitcher over the first seven games of his career since at least 1918...the previous high was 10 by Willie Adams in 1996...allowed a .237 opponents batting average, including .215 (20-for-93) against right-handed hitters compared to .271 (16-for-59) against left-handers...surrendered seven of his 11 home runs and issued 13 of his 16 walks to lefties...had a .253 on-base percentage and .387 slugging percentage against right-handers compared to .403 and .644 against lefties...opponents hit .265 with the bases empty compared to .185 with runners on...including .111 with runners in scoring position...eight of the 11 home runs he allowed were solo shots...held the opponents number three hitter to a .111 (2-for-18) batting average, although both of the hits were home runs...went 2-0 with a 1.83 ERA in three starts on the road, 0-1 with a 5.96 ERA at home...allowed eight home runs in 19.2 innings at home...was 2-0 with a 1.75 ERA in four starts at night compared to 0-1 with a 7.90 ERA in three starts during the day...allowed eight home runs in 13.2 innings during the day...was 2-0 with a 1.75 ERA in

four starts on five days rest or more compared to 0-1 with a 7.90 ERA in three starts on four days rest... allowed eight home runs in 13.2 innings when pitching on four days rest...the A's were 5-2 (.714) in his starting assignments...tossed six or more innings in four of his seven starts, allowed two runs or fewer three times and walked two batters or fewer five times...was selected from Sacramento Aug. 3 and made his Major League debut that day against Toronto...allowed just one run on five hits and a walk in 6.0 innings but had a no decision in the A's 5-4, 15-inning win...left with a 4-1 lead but Cook allowed a three-run home run in the ninth for the blown save...became the 44th pitcher in Oakland history to start in his debut, the second in 2012...allowed a career-high four home runs in 4.2 innings in his second start Aug. 8 against Los Angeles (AL)...combined with Doolittle, Blevins, Cook and Balfour on a six-hit, 3-0 shutout at Kansas City Aug. 16 for his first ML win...tossed 6.1 innings and allowed three of the hits...was 1-0 with a 3.18 ERA over his first three starts but was optioned to Sacramento Aug. 20 when Brett Anderson was reinstated from the DL...returned Sept. 7 after the injury to McCarthy and went 1-1 with a 4.43 ERA in four starts in September...struck out a career-high eight batters in a career-high 6.2 innings on both Sept. 11 at Los Angeles (AL) and Sept. 24 at Texas.

MINORS: Combined for a 9-7 record and a 2.78 ERA in 25 starts with Double-A Midland and Triple-A Sacramento...his 190 strikeouts are fourth most by a minor leaguer in Oakland history...it was the most since 1971 when Chris Floethe had 225 for Double-A Birmingham and Glenn Abbott had 195 for Single-A Burlington...the record is 231 by Vida Blue at Burlington in 1968...averaged 11.25 strikeouts per nine innings...walked 42 batters for a strikeout-to-walk ratio of 4.52...allowed a .202 opponents batting average, which ranked 11th among full season minor leaguers...that included a .189 (59-for-312) mark against right-handed hitters compared to .219 (51-for-233) against left-handers...opponents hit .202 with runners in scoring position, including .143 with RISP and two outs...yielded nine home runs in 152.0 innings, an average of 0.53 per nine innings...seven came with the bases empty...was 2-4 with a 4.20 ERA and .245 opponents batting average in 11 starts in April and May...then went 6-2 with a 1.22 ERA and .151 opponents batting average in 11 starts in June and July...was 1-1 with a 4.61 ERA in three starts following his Aug. 20 option...did not allow a run in the first inning of any of his 25 starts...logged a 0.54 ERA over the first two innings of a game, a 6.57 ERA in the third inning and a 3.03 ERA from the fourth inning on...tossed six or more innings in 18 of his 25 starts, allowed one run or fewer 14 times, walked two batters or fewer 18 times and had more strikeouts than innings pitched 16 times...had six games of 10 or more strikeouts and now has nine in his career...his teams were 15-10 (.600) in his starting assignments.

MIDLAND: Had not pitched above Single-A in his career prior to starting the season at Double-A Midland...went 3-4 with a 3.38 ERA in 14 starts for the RockHounds...was leading the Texas League with 108 strikeouts when he was promoted to Sacramento June 17 and finished the season ranked sixth...was 2-1 with a 2.77 ERA in eight starts at home compared to 1-3 with a 4.32 ERA in six starts on the road...went 0-2 despite a 1.99 ERA over his first four starts...including his first 10-strikeout game April 17 against Springfield...fanned 11 in 7.0 innings May 3 against Corpus Christi for his first win...had season-highs in runs (6), hits (8) and walks (4) in 7-4 loss at San Antonio May 13 to fall to 1-4 with a 4.37 ERA...then went 2-0 with a 2.25 ERA over his final six Double-A starts...struck out a career-high 15 batters in 7.0 innings May 18 against Corpus Christi...tossed 7.0 scoreless innings and whiffed 11 in a 9-0 victory over Tulsa June 4...tossed a season-high 8.0 innings in his final start with Midland June 15 against San Antonio.

SACRAMENTO: Went 6-3 with a 2.03 ERA in 11 starts with the River Cats...struck out 82 in 66.2 innings...allowed a .172 opponents batting average, including .110 against right-handed hitters compared to .235 against left-handers...surrendered just three home runs in 66.2 innings...yielded a .130 average with runners in scoring position...was 3-1 with a 0.87 ERA in five starts at home compared to 3-2 with a 3.03 ERA in six starts on the road...tossed 7.0 shutout innings in his Triple-A debut June 21 against Fresno, but had a no decision in a 6-0 win...had his first 10-strikeout game with Sacramento July 1 against Colorado Springs...fanned 13 in 7.0 innings two starts later against Las Vegas July 13...allowed one run in a season-high tying 8.0 innings at Tacoma July 18 but had a no decision in a 2-1, 18-inning loss...finished July with a 4-1 record and a 1.35 ERA in six starts...struck out 51 batters in 40.0 innings and allowed a .139 opponents batting average...was 5-2 with a 1.36 ERA in eight starts when he was promoted to Oakland Aug. 3...was optioned back to Sacramento Aug. 20 and went 1-1 with a 4.61 ERA over his final three starts before returning to Oakland Sept. 7...tossed a season-low 2.2 innings and matched his season highs with six runs and eight hits in a 14-6 loss at Colorado Springs Aug. 28...fired 6.0 scoreless innings for the win in his final Triple-A start Sept. 2 at Salt Lake.

LIFETIME PITCHING RECORD

| Year | Club | W | L | ERA | G | GS | CG | SHO | SV | IP | H | R | ER | HR | HB | BB | IBB | SO | WP | BK |
|----------------------------|-------------|-----------|-----------|-------------|-----------|-----------|----------|----------|----------|--------------|------------|------------|------------|-----------|-----------|------------|----------|------------|-----------|----------|
| 2009 | Vancouver | 5 | 3 | 4.12 | 16 | 11 | 0 | 0 | 0 | 59.0 | 66 | 27 | 27 | 5 | 5 | 18 | 0 | 66 | 2 | 0 |
| 2010 | Kane County | 10 | 7 | 4.32 | 28 | 28 | 0 | 0 | 0 | 148.0 | 138 | 75 | 71 | 13 | 7 | 61 | 3 | 149 | 10 | 1 |
| 2011 | Stockton | 11 | 9 | 3.87 | 28 | 26 | 0 | 0 | 0 | 160.2 | 160 | 78 | 69 | 10 | 14 | 40 | 0 | 154 | 5 | 0 |
| 2012 | Midland | 3 | 4 | 3.38 | 14 | 14 | 0 | 0 | 0 | 85.1 | 70 | 36 | 32 | 6 | 5 | 23 | 1 | 108 | 6 | 0 |
| | Sacramento | 6 | 3 | 2.03 | 11 | 11 | 0 | 0 | 0 | 66.2 | 40 | 15 | 15 | 3 | 1 | 19 | 0 | 82 | 3 | 0 |
| | OAKLAND | 2 | 1 | 3.89 | 7 | 7 | 0 | 0 | 0 | 39.1 | 36 | 19 | 17 | 11 | 2 | 16 | 1 | 32 | 0 | 0 |
| ML Totals | | 2 | 1 | 3.89 | 7 | 7 | 0 | 0 | 0 | 39.1 | 36 | 19 | 17 | 11 | 2 | 16 | 1 | 32 | 0 | 0 |
| Minor League Totals | | 35 | 26 | 4.09 | 97 | 90 | 0 | 0 | 0 | 519.2 | 474 | 231 | 214 | 37 | 32 | 161 | 4 | 559 | 26 | 1 |

STRAILY'S CAREER BESTS

Low Hit Complete Game: None

Innings Pitched: 6.2 (twice), last: September 24, 2012 at Texas

Strikeouts: 8 (twice), last: September 24, 2012 at Texas

Longest Winning Streak: 2, August 16 to September 11, 2012

Longest Losing Streak: 1, September 16, 2012 to present

Longest Scoreless Streak: 7.1, August 16 to September 11, 2012

STRAILY'S 2012 STARTS

| Date | Opponent | Score | Dec | ERA | IP | H | R | ER | BB | SO | HR | #PIT |
|----------|---------------------|----------|-----|------|-----|---|---|----|----|----|----|------|
| Aug. 3 | Toronto | 5-4 (15) | -- | 1.50 | 6.0 | 5 | 1 | 1 | 1 | 5 | 0 | 102 |
| Aug. 8 | Los Angeles (AL) | 9-8 | -- | 5.06 | 4.2 | 8 | 5 | 5 | 1 | 5 | 4 | 103 |
| Aug. 16 | at Kansas City | 3-0 | W | 3.18 | 6.1 | 3 | 0 | 0 | 2 | 2 | 0 | 99 |
| Sept. 11 | at Los Angeles (AL) | 6-5 | W | 3.42 | 6.2 | 7 | 3 | 3 | 1 | 8 | 2 | 104 |
| Sept. 16 | Baltimore | 5-9 | L | 4.13 | 4.2 | 5 | 4 | 4 | 5 | 1 | 2 | 92 |
| Sept. 24 | at Texas | 4-5 | -- | 3.60 | 6.2 | 5 | 2 | 1 | 2 | 8 | 1 | 99 |
| Sept. 29 | Seattle | 7-4 (10) | -- | 3.89 | 4.1 | 3 | 4 | 3 | 4 | 3 | 2 | 74 |

JEMILE WEEKS

19

SECOND BASEMAN

Height/Weight: 5-9 / 161

Bats/Throws: Switch / Right

Birthdate: January 26, 1987

End of Season Age: 25

Birthplace/Resides: Orlando, Florida / Altamonte Springs, Florida

Major League Service: 1 year, 113 days

Obtained: Selected in the 1st round (12th selection overall) of the 2008 First-Year Player Draft

Contract Status: First year of a one-year contract through 2012.



POSTSEASON EXPERIENCE

Has never appeared in the postseason.

2012 HIGHLIGHTS

Started 111 of the A's first 121 games at second base but was batting just .220 with two home runs and 20 RBI in 113 games overall when he was optioned to Sacramento Aug. 21...returned to Oakland Sept. 10 and went 2-for-7 (.286) in five games...hit .221 in 118 games overall after batting .303 in 97 games as a rookie in 2011...tied for third in the American League in triples (8) and sacrifice hits (9)...the triples matched his total from 2011, led the A's and tied for sixth most in Oakland history...grounded into just five double plays, an average of 88.8 at bats per GDP...that was the sixth best mark in the AL...however, his .304 slugging percentage was second lowest in the majors and second lowest in Oakland history (Bert Campaneris, .291 in 1976)...had the fourth lowest batting average in the AL and sixth lowest in Oakland history...walked 50 times for a .305 on-base percentage...is the 18th player in Oakland history to finish with a higher on-base percentage than slugging percentage, the first since Jason Kendall in 2006 (.367 on-base pct., .342 slugging pct.)...stole 16 bases after swiping 22 bags in 2011...is the fifth player in Oakland history to steal at least 10 bases in each of his first two seasons, the first since Jason McDonald in 1997...hit .268 during the day compared to .199 at night...now has a .319 (92-for-288) career

batting average during the day compared to .230 (129-for-562) at night...the switch-hitter batted .232 (35-for-151) against left-handed pitching compared to .215 (63-for-293) against right-handers...had a .188 batting average with runners in scoring position, including .149 with RISP and two outs...hit .395 with RISP as a rookie, including .391 with RISP and two outs...hit .209 with a .298 on-base percentage in 67 starts in the leadoff spot...also made 31 starts hitting second and 14 batting ninth...made a team-leading 112 starts at second base...committed 11 errors for a .977 fielding percentage, which was third lowest among AL qualifiers at second base...since 1986, the only Athletic second baseman with a lower fielding percentage is Scott Spiezio (.975 in 1998)...the errors tied for fourth most among AL second basemen...was one of just two players on the A's roster to start 100 or more games at one position (Reddick, 131 in right field)...also went 0-for-4 with two strikeouts in four pinch hitting appearances.

OAKLAND: Played in the 100th game of his career April 6 against Seattle and collected 126 hits over that span...since 1918, the only player in Athletics history with more hits over the first 100 games of his career is Wally Moses, who had 134 hits in his first 100 games with the Philadelphia A's in 1935-36...the previous Oakland record was 122 by Ben Grieve...homered twice over a five-game span from April 7 to 13...that gave him four home runs over a 15-game stretch from Sept. 22, 2011 to April 13, 2012 after beginning his career with a 90-game homerless streak...finished the season with a career-high 109-game homerless streak...that included 105 games as a second baseman, which is third longest by a second baseman in Oakland history...it is the longest since Mike Gallego had a 110-game streak from April 15, 1990-May 26, 1991...the record is 113 by Mike Edwards from July 21, 1978-June 22, 1979...went 0-for-3 April 14 at Seattle, snapping a 20-game road hitting streak dating back to Aug. 24, 2011...hit .349 (30-for-86) during the streak, which tied for second longest in Oakland history...it fell two short of the record of 22 set by Mike Davis from April 22 to June 17, 1987...stole two bases April 21 against Cleveland, his fifth career multi-steal game...finished April with a .186 batting average...did not hit under .288 in a month during his rookie season of 2011...then hit .276 over a 25-game span from May 1 to June 2...stole his 10th base of the season May 15 at Los Angeles (AL)...then went a career-high 35 consecutive games without a stolen base from May 16 to June 25...had a season-best nine-game hitting streak from May 23 to June 2 (13-for-36, .361)...then went 19-for-102 (.186) over his next 27 games from June 3 to July 3...had two RBI June 4 against Texas, snapping a career-high 25-game streak without an RBI...had the first three-walk game of his career June 19 against Los Angeles (NL)...matched his career high with three strikeouts June 25 at Seattle...had a career-high 0-for-15 streak from June 29 to July 4...equaled his career high with three runs scored July 15 at Minnesota...matched the longest hitless streak of his career by going 0-for-15 from July 19 to 24...scored a run in all six games on the road trip from July 24 to 29 (eight runs total)...went 0 for 7 July 30 against Tampa Bay but had the "walk-off" sacrifice fly in the bottom of the 15th inning of the A's 4-3 win...it was his first career game-ending RBI...is the second player in Oakland history to go hitless in at least seven at bats but still drive in a run (Matt Holliday, May 3, 2009 at Seattle)...had a career-high 31-game errorless streak from June 23 to July 31...was batting .220 with two home runs and 20 RBI in 113 games when he was optioned to Sacramento Aug. 20...reported Aug. 24 and went 15-for-45 (.333) with four doubles, 10 RBI, six walks (.412 on-base percentage) and six multiple hit games in 10 regular season games with the River Cats...also went 3-for-21 (.143) with a home run, RBI and three walks in five postseason games...was recalled by the A's Sept. 10 after Sacramento was eliminated and went 2-for-7 (.286) in five games...including one start at second base.

LIFETIME PLAYING RECORD

| Year | Club | AVG. | G | AB | R | H | 2B | 3B | HR | RBI | SH | SF | HP | BB | SO | SB | CS | SLG | OBP | E |
|------------------|-------------|-------------|------------|------------|------------|------------|-----------|-----------|----------|-----------|-----------|----------|----------|-----------|------------|-----------|-----------|-------------|-------------|-----------|
| 2008 | Kane County | .297 | 19 | 74 | 11 | 22 | 3 | 1 | 1 | 8 | 0 | 0 | 3 | 13 | 12 | 6 | 2 | .405 | .422 | 8 |
| 2009 | Stockton | .299 | 50 | 201 | 29 | 60 | 9 | 2 | 7 | 31 | 1 | 1 | 3 | 26 | 40 | 5 | 1 | .468 | .385 | 3 |
| | Midland | .238 | 30 | 105 | 10 | 25 | 5 | 0 | 2 | 13 | 4 | 3 | 1 | 10 | 16 | 4 | 0 | .343 | .303 | 3 |
| 2010 | Midland | .267 | 67 | 273 | 43 | 73 | 14 | 7 | 3 | 33 | 2 | 6 | 3 | 28 | 37 | 11 | 6 | .403 | .335 | 9 |
| | Arizona A's | .306 | 10 | 36 | 9 | 11 | 2 | 1 | 0 | 1 | 0 | 0 | 1 | 7 | 4 | 5 | 1 | .417 | .432 | 1 |
| 2011 | Sacramento | .321 | 45 | 184 | 30 | 59 | 6 | 4 | 3 | 22 | 1 | 1 | 2 | 29 | 32 | 10 | 4 | .446 | .417 | 7 |
| | OAKLAND | .303 | 97 | 406 | 50 | 123 | 26 | 8 | 2 | 36 | 2 | 4 | 4 | 21 | 62 | 22 | 11 | .421 | .340 | 13 |
| 2012 | OAKLAND | .221 | 118 | 444 | 54 | 98 | 15 | 8 | 2 | 20 | 9 | 3 | 5 | 50 | 70 | 16 | 5 | .304 | .305 | 11 |
| | Sacramento | .331 | 10 | 45 | 5 | 15 | 4 | 0 | 0 | 10 | 0 | 0 | 0 | 6 | 8 | 1 | 0 | .422 | .412 | 3 |
| ML Totals | | .260 | 215 | 850 | 104 | 221 | 41 | 16 | 4 | 56 | 11 | 7 | 9 | 71 | 132 | 38 | 16 | .360 | .321 | 24 |

WEEKS' CAREER HIGHS

Hits: 4, September 7, 2011 vs. Kansas City

Home Runs: 1 (four times), last: April 13, 2012 at Seattle

Runs Batted In: 3 (twice), last: July 27, 2011 vs. Tampa Bay

Stolen Bases: 3, August 27, 2011 at Boston; 2 (three times), last: August 25, 2011 at New York (AL)

Hitting Streak: 11, August 24 to September 3, 2011

Hitless Streak (At Bats): 15 (twice), last: July 19 to 24, 2012

Grand Slams: None.

Pinch-Hit Home Runs: None.

Inside-The-Park Home Runs: None.

Game Ending Home Runs: None.

Lead Off Home Runs: 1, September 23, 2011 at Los Angeles-AL (Jered Weaver).

HOW THE A'S WERE BUILT

| | |
|----------------|---|
| Nov. 20, 2003 | Pedro Figueroa signed as a non-drafted free agent |
| June 7, 2004 | Dallas Braden selected in the 24th round |
| Dec. 18, 2004 | Daric Barton acquired from St. Louis with Kiko Calero and Dan Haren for Mark Mulder |
| June 7, 2005 | Cliff Pennington selected in the 1st round of the First-Year Player Draft |
| June 7, 2007 | Sean Doolittle selected as a compensation pick following the 1st round of the First-Year Player Draft; Andrew Carignan selected in the 5th round of the First-Year Player Draft |
| July 16, 2007 | Jerry Blevins acquired from Chicago (NL) with Rob Bowen for Jason Kendall and cash |
| Dec. 14, 2007 | Brett Anderson and Chris Carter acquired from Arizona with Aaron Cunningham, Dana Eveland, Carlos Gonzalez and Greg Smith for Dan Haren and Connor Robertson |
| Jan. 14, 2008 | Joey Devine acquired from Atlanta with Jamie Richmond for Mark Kotsay and cash considerations |
| June 5, 2008 | Jemile Weeks selected in the 1st round of the First-Year Player Draft; Tyson Ross selected in the 2nd round of the First-Year Player Draft |
| July 8, 2008 | Josh Donaldson acquired from Chicago (NL) with Sean Gallagher, Eric Patterson and Matt Murton for Rich Harden and Chad Gaudin |
| June 9, 2009 | Dan Straily selected in the 24th round of the First-Year Player Draft |
| Dec. 23, 2009 | Coco Crisp signed as a free agent |
| Jan. 16, 2010 | Eric Sogard acquired from San Diego with Kevin Kouzmanoff for Scott Hairston and Aaron Cunningham |
| Feb. 1, 2010 | Adam Rosales acquired from Cincinnati with Willy Tavares for Aaron Miles and a player to be named later |
| June 7, 2010 | A.J. Griffin selected in the 13th round of the First-Year Player Draft |
| Dec. 13, 2010 | Brandon McCarthy signed as a free agent |
| Jan. 18, 2011 | Grant Balfour signed as a free agent |
| May 27, 2011 | Scott Sizemore acquired from Detroit for David Purcey |
| July 31, 2011 | Jordon Norberto acquired from Arizona with Brandon Allen for Brad Ziegler |
| Oct. 25, 2011 | Evan Scribner claimed off waivers from San Diego |
| Nov. 11, 2011 | Jim Miller signed as a free agent to a minor league contract |
| Nov. 19, 2011 | Brandon Moss signed as a free agent to a minor league contract |
| Dec. 9, 2011 | Ryan Cook, Collin Cowgill and Jarrod Parker acquired from Arizona for Trevor Cahill, Craig Breslow and cash considerations |
| Dec. 23, 2011 | Tommy Milone and Derek Norris acquired from Washington with Brad Peacock and minor leaguer A.J. Cole for Gio Gonzalez and Rob Gilliam |
| Dec. 28, 2011 | Josh Reddick acquired from Boston with Raul Alcantara and Miles Head for Andrew Bailey and Ryan Sweeney |
| Jan. 16, 2012 | Seth Smith acquired from Colorado for Guillermo Moscoso and Josh Outman |
| Jan. 24, 2012 | Bartolo Colón signed as a free agent |
| Jan. 26, 2012 | Jonny Gomes signed as a free agent |
| March 3, 2012 | Yoenis Céspedes signed as a non-drafted free agent |
| March 13, 2012 | Brandon Hicks claimed off waivers from Atlanta |
| April 30, 2012 | Brandon Inge signed as a free agent |
| May 15, 2012 | Travis Blackley claimed off waivers from San Francisco |
| July 29, 2012 | George Kottaras acquired from Milwaukee for Fautino De Los Santos |
| Aug. 3, 2012 | Pat Neshek acquired from Baltimore for cash considerations |
| Aug. 15, 2012 | Jeremy Accardo signed as a free agent to a minor league contract |
| Aug. 20, 2012 | Stephen Drew acquired from Arizona for minor league infielder Sean Jamieson and a PTBNL or cash considerations |
| Aug. 24, 2012 | Jesse Chavez acquired from Toronto for cash considerations |

*includes all players on the active roster, disabled list or restricted list at the end of the regular season

SEASON IN REVIEW

A's IN POST SEASON PLAY: The A's return to postseason play for the first time since 2006...this is the A's fifth American League West Championship in the last 13 years and the 15th in Oakland history...only the Yankees (18) and Braves (16) have more division championships...this will be the 24th postseason appearance in franchise history, which includes 16 with Oakland and eight with Philadelphia...only the Yankees (51), Dodgers (26) and Cardinals (25) have more...the A's have an all-time record of 78-69 (.531) in the postseason...only the Yankees (220), Cardinals (109) and Red Sox (79) have more postseason wins...this will be the A's seventh appearance in the American League Division Series, including a three-game sweep of Kansas City in 1981...lost four straight ALDS appearances from 2000-03 with each series going the distance (2000 and 2001 to New York, 2002 to Minnesota and 2003 to Boston)...then swept Minnesota in 2006...the sweep of the Twins is the only postseason series the A's have won over their last eight dating back to a loss to Cincinnati in the 1990 World Series...the A's have won 15 American League West Division Titles, six American League Pennants and five World Championships in 45 seasons in Oakland...have won nine World Championships (five in Philadelphia, four in Oakland), a total surpassed only by the Yankees (27) and Cardinals (11)...the A's also have 15 American League Championships (nine in Philadelphia, six in Oakland).

MOST POST SEASON

APPEARANCES (inc. 2012)

| | |
|-----------|------------------|
| 51 | Yankees |
| 26 | Dodgers |
| 25 | Cardinals |
| 24 | Athletics |
| 24 | Giants |

MOST POST SEASON WINS

| | |
|-----------|------------------|
| 220 | Yankees |
| 109 | Cardinals |
| 79 | Red Sox |
| 78 | Athletics |
| 77 | Braves |

MOST DIVISION TITLES (inc. 2012)

| | |
|-----------|------------------|
| 18 | Yankees |
| 16 | Braves |
| 15 | Athletics |
| 11 | Cardinals |
| 11 | Dodgers |
| 11 | Phillies |
| 11 | Reds |

MOST LCS APPEARANCES

| | |
|-----------|------------------|
| 14 | Yankees |
| 11 | Braves |
| 11 | Athletics |
| 10 | Cardinals |
| 9 | five teams tied |

MOST LCS SERIES WON

| | |
|----------|------------------|
| 11 | Yankees |
| 6 | Athletics |
| 6 | Cardinals |
| 5 | five teams tied |

MOST LCS GAMES WON

| | |
|-----------|------------------|
| 45 | Yankees |
| 30 | Cardinals |
| 27 | Braves |
| 23 | Athletics |
| 22 | three teams tied |

MOST WORLD SERIES

APPEARANCES

| | |
|-----------|------------------|
| 40 | Yankees |
| 18 | Dodgers |
| 18 | Giants |
| 18 | Cardinals |
| 14 | Athletics |

MOST WORLD CHAMPIONSHIPS

| | |
|----------|------------------|
| 27 | Yankees |
| 11 | Cardinals |
| 9 | Athletics |
| 7 | Red Sox |
| 6 | Dodgers |
| 6 | Giants |

MOST WORLD SERIES WINS

| | |
|-----------|------------------|
| 134 | Yankees |
| 56 | Cardinals |
| 49 | Giants |
| 45 | Dodgers |
| 41 | Athletics |
| 41 | Red Sox |

AMERICAN LEAGUE WEST COMEBACK: The A's staged one of the most remarkable comebacks in Major League history to win the American League West...entered the final series of the season against Texas trailing the Rangers by two games and swept the three-game set...trailed the Rangers by five games with nine games remaining and became the first team in ML history to win a Division or Pennant after trailing by five or more games with fewer than 10 games remaining...trailed the Rangers by 13 games on June 30 and became the fifth team in ML history to win a Division or Pennant after trailing by 13 or more games...the others are the 1914 Boston Braves (-15 through July 4), the 1978 New York Yankees (-14 through July 18), the 1951 New York Giants (-13 through August 10) and the 1995 Seattle Mariners (-13 through August 1)...the A's went 57-26 (.687) from July 1 through the end of the season, which was the best record in the majors...when the A's defeated the Rangers on the final day of the season to move into first place, it marked the first time all year the A's had sole possession of first in the West...became the third Division or Pennant winner in ML history to spend just one day in first place...the other two were the 2006 Twins and the 1951 Giants, who had no days alone in first during the 154-game schedule before defeating the Dodgers two games to one in a three-game tiebreaker to determine the pennant...the A's spent five days with at least a share of first place (includes days when Major League games were played)...the only division or pennant winners in ML history to spend five days or fewer with at least a share of first place are the 1951 Giants (three days), 2006 Twins (four) and 2007 Phillies (five)...all comeback notes are courtesy of the Elias Sports Bureau.

2012 RECAP: The A's compiled a 94-68 record, which was the second best record in the American League and tied for fourth best in the majors...it was the A's first winning season since 2006 and it was their best record since going 96-66 in 2003...it represented a 20-win improvement from their mark of 74-88 in 2011, which was the third biggest turnaround in Oakland history...improved by 29 wins from 1979 (54-108) to 1980 (83-79) and 23 from 1987 (81-81) to 1988 (104-58)...this is the seventh time in Athletics history the A's have increased their win total by 20 or more games...in the majors this year, only Baltimore had a bigger turnaround (69 wins to 93)...this was the 16th time since moving to Oakland that the A's won 90 or more games...only the Yankees (23) and Braves (16) have as many as 16 seasons with 90 or more wins over that span...finished in first place in the American League West, one game ahead of Texas...the one-game margin was second smallest in Oakland history...won by ½ game in 2000...spent one day in first place this year, two days tied for first, 92 days in second, 11 days tied for second, 54 days in third, eight days tied for third and 11 days in fourth...were near the .500 mark for the first quarter of the season as the A's were never more than two games over .500 or three games under .500 through mid-May...had a 22-21 record entering play on May 22 and were in second place in the AL West, four games behind Texas...then had a season-high nine-game losing streak from May 22 to June 1, which tied for the seventh longest losing streak in Oakland history...went 72-38 (.655) from June 2 through the end of the season, which was the best mark in the majors over that span...were swept in a three-game series at Arizona June 8-10 to fall to a season low nine games under .500 at 26-35...went into Texas for a four-game series beginning June 28 but lost the first three games to fall a season-high 13 games behind the Rangers...won the final game of the series July 1 and won 18 of their next 21 games to move to within 3½ games of Texas with a 56-46 record on July 30...the streak included a four-game sweep of New York July 19-22...it was the A's second four-game series sweep of the Yankees since 1914...the victory July 21 moved the A's into a three-way tie for the second wild card spot...held at least a share of a playoff spot everyday through Aug. 5 and 20 of 22 days through Aug. 11...were out of a playoff spot from Aug. 12-21...defeated Minnesota 5-1 Aug. 22 to take over the second Wild Card spot and held at least a share of a playoff spot every day the rest of the season...had a season-high nine-game winning streak from Aug. 24 to Sept. 2, which tied for the eighth longest winning streak in Oakland history...with the nine-game losing streak earlier in the year, this marked the fourth time in franchise history the A's posted both a winning streak and losing streak of nine or more games in the same season (also 1901, 1925 and 1959)...went 6-1 on back-to-back road trips (Aug. 23-30 and Sept. 7-13)...that included a 12-game road winning streak from Aug. 24 to Sept. 12, which tied for the longest road winning streak in Oakland history (also July 31-August 15, 1971)...it was the longest single-season road winning streak after August 1 by any team since the Washington Senators had a 12-game winning streak from August 8-20, 1933...went 17-4 over a 21-game stretch from Aug. 24 to Sept. 15 to build a season-high 5½-game lead in the Wild Card...then lost six of the next eight games to see their Wild Card lead shrink to two games...the final loss during the streak in the opener of a four-game series at Texas Sept. 24 dropped the A's five games behind the Rangers...then won eight of the final nine games, including each of the last six...clinched a playoff spot with a 4-3 win over Texas in game 160...that was the second latest the A's clinched a playoff spot in Oakland history...the latest was in 2000 when they clinched in game 161, which was the final game that season...would go on to sweep the three-game series from the Rangers to clinch the West in game 162.

THE LONG BALL: The A's hit 195 home runs, which ranked sixth in the American League and seventh in the majors...it was the eighth best single-season total in Athletics history and was the most since 2002 when they had 205...hit just 114 home runs in 2011 and 109 in 2010...the increase of 81 home runs from last year was second most in Athletics history to an 86 home run increase from 1998 (149) to 1999 (235)...had 49 home runs over the first 61 games through June 10...then hit nine-home runs in a three-game series at Colorado June 12-14 and homered 146 times over the final 101 games...had the second most home runs in the majors from June 12 through the end of the season (Yankees, 152)...homered in 17 consecutive games from June 20 to July 7, matching the fourth longest streak in Oakland history...21 different players homered...had eight players hit 10 or more home runs, which tied for second most in Athletics history (nine in 2000)...had three players with 20 or more home runs (Reddick, Céspedes, Moss) for the first time since 2006 (Chavez, Swisher, Thomas)...the number six hitters combined for 32 home runs, which was second most in Oakland history (33 in 1996)...first basemen hit 31 home runs after combining for just 46 in the previous four seasons...right fielders hit 31 home runs after combining for just 36 over the previous three seasons...A's center fielders hit 24 home runs, which are the most since 1991 (25)...the A's were 78-38 (.672) when they homered, including 40-14 (.741) with two or more home runs.

PITCHING: The A's compiled a 3.48 ERA, which ranked second in the American League...that was the lowest ERA by an A's team since 1990 (3.18)...also had the second lowest opponents batting average (.245), on-base percentage (.306) and slugging percentage (.378)...the on-base percentage was the lowest by an A's pitching staff since 1990 (.302)...yielded the fewest triples (14) and the second fewest home runs (147) and extra base hits (425)...the triples were the fewest in Oakland history (17 in 2010) and match the fewest by any team in a non-strike season since at least 1921 (Mariners, 2003; Yankees 2010)...had 1136 strikeouts, which was second best in Oakland history (1160 in 2011) but third fewest in the AL this year...led the majors with 23 pickoffs...opponents were successful in 99 of 144 (68.8%) stolen bases attempts, which was the third lowest percentage in the AL...tossed just one complete game, which is the fewest in Athletics history and the fewest in the AL this year...ranked third in the AL in shutouts (13)...the A's have not posted an ERA above 4.28 over the last 12 years (since 2001) and have a 3.86 ERA over that span...that is the lowest by an AL team and third lowest in the majors behind Atlanta (3.81) and Los Angeles (3.82)...have 141 shutouts over that span, which is the most in the majors...also have the fewest home runs in the AL since 2001 (1773) and the lowest opponents batting average (.254), on-base percentage (.320) and slugging percentage (.392).

STARTING PITCHING: A's starting pitchers were 64-54 with a 3.80 ERA...the ERA ranked third in the American League...walked just 253 batters, which was the fewest in the AL and third fewest in the majors...averaged 2.38 walks per nine innings, which was the second best mark by A's starters since at least 1921 (2.36 in 1974)...allowed the second fewest home runs (102) and extra base hits (289) in the AL...had the second lowest opponents slugging percentage (.400) but ranked sixth in opponents on-base percentage (.313) and ninth in opponents batting average (.264)...rookie pitchers started 101 games, which was second most in Oakland history (116 in 2009)...the A's finished the season with five rookies in the rotation as a rookie started each of the final 14 games, 22 of the last 24 and 76 of the final 104...never went more than two straight games without starting a rookie after June 19...58 of the A's 162 games were started by pitchers under the age of 25...starters ranked fifth in the AL in wins but were the only AL team without a complete game shutout...it was the third time in Oakland history the A's did not have a complete game shutout (1997, 1999)...tied for the second fewest wild pitches (21) and hit batters (28) in the AL...had a 21-29 record and a 4.29 ERA over the first 63 games through June 13...then went 43-25 with a 3.48 ERA and .255 opponents average over the final 99 contests...walked 123 batters in 373.0 innings over the first 63 games (2.97 per nine innings) but just 130 in 585.0 innings over the final 99 contests (2.00 per nine innings).

THE BULLPEN: The A's bullpen compiled a 2.90 ERA, which was second lowest in the American League and ninth lowest in Oakland history...it was the lowest since the 1990 club had an Oakland record 2.35 ERA...also had the second lowest opponents batting average (.209), on-base percentage (.293) and slugging percentage (.334)...the opponents batting average was second lowest in Oakland history (.203 in 1989), the on-base percentage was fifth best and the slugging percentage ranked sixth...ranked fourth in the AL in saves (47)...had 17 blown saves for a save percentage of 73.4, which ranked sixth...ranked second in the AL in wins (30) and winning percentage (.682)...the winning percentage was second best in Oakland history (.738 in 1975)...the wins ranked fifth in Oakland history and were the most since 1997 when they had an Oakland-record 36...tied for the second fewest losses in the AL (14)...had 469 strikeouts, which was the second best total in Oakland history (514 in 2009)...issued the second most walks in the AL (209)...allowed 63 of 217 (29.0%) inherited runners to score, which ranked fifth in the AL...first batters faced hit .232, which ranked seventh in AL, and had a .302 on-base percentage, which was eighth...issued 40 first batter walks, which matches the most by an A's team since 1974 (also had 40 in 2003)...had 28 first batter doubles, which was the most in the AL and the most by an A's team since at least 1974.

OFFENSE: The A's batted .238, which was the second lowest mark in the American League and third lowest in the majors...it was second lowest in Oakland history, two points above the low of .236 in 1982...it was the lowest batting average by a team that reached the postseason since the 1972 Detroit Tigers hit .237...had the third lowest on-base percentage in the AL (.310) but the fourth most walks (550)...the on-base percentage was seventh lowest in Oakland history and the lowest since 1982 (.309)...led the majors with an AL record 1387 strikeouts...broke the previous mark of 1324 set by Tampa Bay in 2007...it was third highest strikeout total in Major League history behind the 2010 Diamondbacks (1529) and 2001 Brewers (1399)...ranked eighth in the AL with 713 runs scored...were shut out 16 times, which tied the Cubs for second most in the majors (Miami, 17)...it was the third highest

shutout total in Oakland history (19 in 1978, 17 in 1979)...tied for third in the AL with 32 triples, which were the A's most since 1987 (33) and tied for ninth most in Oakland history...topped 100 steals for the fourth consecutive season with 122...were caught stealing just 32 times for a stolen base percentage of 79.2...that was second best in the AL and third best in Oakland history (80.7% in 2008, 80.4% in 2010)...tied for the AL lead in steals of third (33)...tied for the fewest bunt hits in the AL (12), had the second fewest grounded into double plays (97) and sacrifice flies (34) and third fewest sacrifice hits (27)...the sacrifice flies were second fewest in Oakland history in a non-strike season (27 in 1978)...the grounded into double plays were fourth fewest in Oakland history in a non-strike season and the fewest since 1982 (95)...led the majors in pitches per plate appearance (3.98), which was the A's highest mark since 1999 (4.00).

ROOKIES: The A's used 19 rookies in 2012, which was second most in the majors (Cubs, 20) and second most in Oakland history (21 in 2008)...12 of the 19 were pitchers, which tied the Oakland record set in 2009...rookies combined for 54 wins and 56 home runs, which makes the A's the second team in Major League history to have rookies combine for at least 50 wins and 50 home runs...the other is the 2006 Florida Marlins (50 wins, 112 home runs)...the 54 wins are the most by rookies on any team in ML history...Tommy Milone and Jarrod Parker both won 13 games...the A's are the first team since the 1952 Brooklyn Dodgers (Joe Black 15, Billy Loes 13) to have two rookies win 13 or more games...it was the second time in Oakland history the A's had two rookie 10-game winners...the other time was in 2009 (Anderson 11, Cahill 10)...Milone made 31 starts and Parker had 29, marking third time in Oakland history the A's had two rookies with 20 or more starts (Keough and Johnson in 1978; Anderson and Cahill in 2009)...in addition to wins, rookie pitchers set Oakland records for appearances (319), innings pitched (852.0) and strikeouts (688) and had the second most games started (101)...the 101 games started and 852.0 innings pitched are the most by a team that reached the postseason...the previous high was by the 1952 Dodgers (69 starts, 720.1 innings pitched).

PLAYERS USED: The A's employed 50 players in 2012, marking the fourth time in Oakland history the A's have used at least 50 players in a season...all four times have come over the last six years, including 51 in 2008 and 2009 and an Oakland record 54 in 2007...only 22 of the 50 players appeared in a game for the A's prior to this year...just four of the players on the roster or the disabled list at the end of the season were with the A's organization the last time they made the playoffs, none in the majors (Barton, Braden, Figueroa, Pennington)...the A's have now used 179 different players over the last six years...had just two players start 100 or more games at one position...Josh Reddick started 131 games in right field and Jemile Weeks started 112 games at second base...used 25 pitchers, which fell one short of the Oakland record of 26 (1997, 2009, 2011)...had five catchers, which are the A's most in a season since 1989 when they also had five...had four Australian-born players (Balfour, Blackley, Hughes, Thompson) to become the first team in Major League history with more than two Aussies...had five players with the first name of Brandon (Allen, Hicks, Inge, McCarthy, Moss).

DEFENSIVE DOINGS: The A's had a .982 fielding percentage, which was third lowest in the American League...had the third most errors in the AL (111) but they led to the fourth fewest unearned runs (45)...the unearned runs were second fewest in Athletics history in a non-strike season (42 in 1991)...tied for the second fewest double plays (135) and had the fourth fewest assists (1568)...the assists were fourth fewest in Oakland history in a non-strike season...the double plays were the fewest by an A's team in a non-strike season since 1987 (115)...turned the 21st triple play in franchise history Aug. 21 against Minnesota...it was the eighth in Oakland history and the first since Randy Velarde's unassisted triple play at New York May 29, 2000...it was the A's first in the Coliseum since July 18, 1983 against Detroit...A's outfielders had 37 assists, which was second most in the majors behind Kansas City (51)...it tied for sixth most in Oakland history and was the most since the 1997 club also had 37...A's first basemen committed 16 errors, which tied Houston for the most in the majors...the A's were 55-28 when going errorless, 39-40 when making one or more error.

HOME AND AWAY: The A's compiled a 50-31 (.617) record at home compared to 44-37 (.543) on the road...tied for both the second best home record and road record in the American League...had their best record at home since going 52-29 in 2004...it was the 13th time the A's won at least 50 games at home...had a winning record on the road for the first time since 2006 when they were also 44-37...compiled a 3.05 ERA at home compared to 3.95 on the road...ranked third in the AL in home ERA and fifth in road ERA...hit .235 at home compared to .241 on the road...had the third lowest home batting in

the AL and second lowest road batting average...the home batting average was third lowest in Oakland history (.225 in 1979, .229 in 1982) as was the road batting average (.230 in 1968, .239 in 2011)...hit 103 home runs on the road, which are the fifth most road home runs in Oakland history...ranked third in the AL in road home runs and runs scored (371)...pitchers struck out 567 on the road, which is the most in Oakland history...won 15 home series, lost seven and split five...won 12 road series, lost 10 and split four.

“WALK-OFF” WINS AND OTHER CLOSE CALLS:

The A’s had a Major League leading 14 “walk-off” wins, which fell one short of the Oakland record (15 in 2004)...had six “walk-off” home runs, which tied the Oakland record set in 2004...11 different players delivered a game-ending RBI...were 23-14 in games decided in the last at bat...the wins were second most in the American League (Baltimore, 24) and tied for third most in the majors...were 11-5 (.688) in extra inning games, which was the second best record in the AL...had the second most extra inning games...were second to Baltimore in both categories (16-2, .889)...12 of the 16 games lasted more than 10 innings...compiled a 25-18 (.581) record in one-run games, which was the third best record in the AL...went 8-12 over the first 20 one-run games, 17-6 over the last 23...it marked the 12th time in the last 14 seasons the A’s finished with a winning record in one-run games...were 29-26 in games decided in the seventh inning or later...the A’s largest deficit overcome to win a game was four (seven times)...the largest lead surrendered in a loss was six at Arizona June 8...led 6-0 entering the bottom of the second but lost 9-8.

A’S 2012 WALK-OFF WINS

| DATE | OPP | RESULT | NOTE |
|----------|------------------|----------|------------------------|
| April 11 | Kansas City | 5-4 (12) | Gomes hit by pitch |
| April 25 | Chicago | 5-4 (14) | Ka’ahue single |
| May 8 | Toronto | 7-3 | Inge grand slam |
| June 21 | Los Angeles (NL) | 4-1 | Céspedes home run |
| June 24 | San Francisco | 4-2 | Norris home run |
| July 3 | Boston | 3-2 | Crisp sacrifice fly |
| July 6 | Seattle | 4-1 (11) | Carter pinch hit homer |
| July 8 | Seattle | 2-1 (13) | Reddick double |
| July 18 | Texas | 4-3 | Hicks home run |
| July 20 | New York | 3-2 | Moss single |
| July 22 | New York | 5-4 (12) | Crisp single |
| July 30 | Tampa Bay | 4-3 (15) | Weeks sacrifice fly |
| Aug.3 | Toronto | 5-4 (15) | Crisp sacrifice fly |
| Sept. 29 | Seattle | 7-4 (10) | Moss home run |

THE DISABLED LIST: The A’s used the disabled list 21 times, the fourth time in the last six years they used it least 20 times...have now used the DL 123 times since 2007, an average of 20.5 times per season...the 21 players combined to miss 1070 games, an average of 51.0 games per stint...that marked the third time in Oakland history the A’s lost 1000 or more games to players on the DL (1397 in 2010, 1259 in 2007)...had a season high 10 players on the DL August 18-19 and had six or more every day from June 6 through the end of the season...the season low was four from April 9-May 2...three players missed the entire season (Dallas Braden, Joey Devine, Scott Sizemore) and three players had at least two stints on the DL (Brandon Inge 3, Brandon McCarthy 2, Jordan Norberto 2)...have not had fewer than two players on the DL since the end of the 2006 season when they had just one.

BEFORE AND AFTER THE BREAK: The A’s had a 43-43 record at the All-Star Break, ending their streak of three consecutive seasons with a losing record at the break...then went 51-25 (.671) after the All-Star Break, which was the best record in the majors...it was the fourth best post-break record in Athletics history, the best since 2002 (53-21, .716)...batted .225 before the break to set an Athletics record for lowest batting average at the All-Star Break (previous, .228 in 1967)...then hit .252 after the break...had 83 home runs at the break...then hit a Major League leading 112 home runs in 76 games after the break, which was the second best post-break total in Athletics history (127 in 1999)...had 18 triples after the break, which were the A’s most since 1985 when they also had 18...slugged .445 after the break, which was the fourth best post-break slugging percentage in Athletics history...averaged 3.71 runs per game before the break, 5.18 after the break...were last in the American League and second to last in the majors in runs per game at the break but led the majors in runs per game after the break...the pitching staff set an Athletics record with 581 strikeouts after the All-Star Break (previous: 535 in 2009)...walked just 187 batters in 696.2 innings after the break, an average of 2.41 per nine innings...that was the second best post-break mark in Athletics history (2.35 in 1976).

MONTH BY MONTH: The A’s finished April with a 10-12 record, marking the fourth consecutive season and eighth time in the last nine years the A’s have not posted a winning record in April...however, it was just the second time they were more than one game under .500 (8-11 in 2009) as they are 106-109

(.493) in April since 2004...batted a Major League low .211 in April, which was the third lowest single month average in Oakland history...then hit an American League low .2101 in May, which was the second lowest single-month average in Oakland history (.2099 in April, 1979)...went 11-16 in May, which was the worst record in the AL...it marked the second consecutive season and sixth time in the last eight years the A's finished May with a losing record...it marked the second consecutive season and third time in the last four years the A's finished with a losing record in each of the first two months of the season...went 15-13 in June...A's hitters led the AL in walks (103) and strikeouts (231) and A's pitchers had the lowest opponents batting average (.229) and slugging percentage (.342)...then went a Major League best 19-5 (.792) in July to set a franchise record for winning percentage in July...it was the fourth best record in any month in Oakland history and the eighth best in franchise history...it was the best record in July by an AL team since New York went 23-6 (.793) in 1956...the pitching staff issued the fewest walks in the AL in July (50)...averaged 1.97 walks per nine innings, marking the first time since at least 1916 that the A's issued fewer than two walks per nine innings in a month of at least 15 games...finished August 18-10...the offense set an Oakland record for strikeouts in a month with 235 (previous: 233 in August, 2008)...broke that mark in September when they fanned 276 times...that was the second highest single month total in ML history (Arizona, 277 in May 2010)...hit 42 home runs in September, which tied for the eighth best single-month total in Oakland history...it was the most since the A's had 42 in April, 2002...posted a 17-11 record in September, which tied for fourth best in the AL.

IN THE PINCH: A's pinch hitters batted .261 with three home runs and 17 RBI...led the American League in on-base percentage (.355), slugging percentage (.435) and doubles (7), tied for the lead in batting and sacrifice flies (3), ranked second in walks (14), third in hits (24), extra base hits (10) and plate appearances (110), tied for third in RBI and tied for fifth in home runs...the slugging percentage was the fourth best mark in Oakland history...A's pinch hitters now have eight home runs and 50 RBI over the last three years...the RBI are second most in the AL over that span and the home runs are tied for second.

DESIGNATED HITTERS: A's designated hitters batted .256 with 24 home runs and 83 RBI...tied for fifth in the American League in home runs and ranked eighth in RBI and batting...were also third in walks (71) and fourth in on-base percentage (.345)...grounded into just six double plays, which was the fewest in the AL and fewest in Oakland history in a non-strike seasons...Jonny Gomes led the A's with 46 starts at designated hitter, the fewest by an A's team leader since Ray Durham had 43 in 2002...Seth Smith made 43 starts and Yoenis Céspedes batted .320 with seven home runs and 20 RBI in 26 starts at designated hitter.

INTERLEAGUE PLAY: The A's finished interleague play with a 10-8 record, snapping a streak of three consecutive seasons with a losing record against the National League...it was the ninth time in 16 seasons the A's had a winning interleague record...ranked second in runs (96) and walks (71), tied for third in extra base hits (58), tied for fourth in doubles (34) and fifth in on-base percentage (.339)...also struck out 159 times, which was the most ever by a team in interleague play...the pitching staff led the majors in walks (73)...the A's are now 154-130 (.542) all-time in interleague play, which is sixth best.

WINS AND LOSSES: The A's were 64-39 (.621) in games started by right-handed pitchers compared to 30-29 (.508) against left-handers...the mark against right-handers was the best in the American League and second best in the majors...had a 64-41 (.610) record in night games compared to 30-27 (.526) during the day...had the best record at night in the AL and the third best mark in the majors...were 63-20 (.759) when scoring first, which was the best record in the AL and second best in the majors (Washington, 71-21, .772)...were 74-15 (.831) when scoring four or more runs in a game, 20-53 (.274) when scoring three or fewer...had a 50-18 (.735) record when outthoming the opposition, 11-28 (.282) when they were outthomed...went 28-18 (.609) against AL East competition, which was the best mark by an AL team...that included an 8-1 (.889) mark against Boston, which was the A's best record against the Red Sox in franchise history (previous: 18-3 in 1928)...lost the season series to just two AL teams...went 4-5 against Kansas City and 3-4 against Detroit.

ATTENDANCE: The A's drew 1,679,013 fans in 2012, which was third fewest in the American League and fourth fewest in the majors...however, it was an increase of 202,222 over last year, marking the third consecutive season the A's have increased their attendance...it was their best total since 2007 when they drew 1,921,834...had seven sellouts...drew 2,428,269 on the road, which ranked seventh in the AL.

FINAL STATISTICS

+ = ROOKIE

| PLAYER | AVG | G | AB | R | H | TB | 2B | 3B | HR | RBI | SH | SF | HP | BB | IBB | SO | SB | CS | DP | GI | | | |
|--------------|------|-----|------|-----|------|------|-----|----|-----|-----|----|----|----|-----|-----|------|-----|----|-----|-----|-------|-------|------|
| | | | | | | | | | | | | | | | | | | | | E | SLG | OBP | |
| Allen,B | .000 | 3 | 7 | 0 | 0 | 0 | 0 | 0 | 0 | 0 | 0 | 0 | 0 | 0 | 0 | 5 | 0 | 0 | 0 | 0 | 0 | 0.000 | .000 |
| (Total) | .100 | 10 | 20 | 3 | 2 | 5 | 0 | 0 | 1 | 3 | 0 | 0 | 0 | 2 | 0 | 9 | 0 | 0 | 0 | 0 | 0 | .250 | .182 |
| Balfour,G | .000 | 75 | 1 | 0 | 0 | 0 | 0 | 0 | 0 | 0 | 0 | 0 | 0 | 0 | 0 | 1 | 0 | 0 | 0 | 0 | 0 | 0.000 | .000 |
| Barton,D | .204 | 46 | 113 | 8 | 23 | 33 | 7 | 0 | 1 | 6 | 0 | 0 | 1 | 22 | 0 | 32 | 1 | 0 | 1 | 0 | 1 | .292 | .338 |
| +Blackley,T | .000 | 24 | 2 | 0 | 0 | 0 | 0 | 0 | 0 | 0 | 0 | 0 | 0 | 0 | 0 | 2 | 0 | 0 | 0 | 0 | 0 | 1.000 | .000 |
| +Carter,C | .239 | 67 | 218 | 38 | 52 | 112 | 12 | 0 | 16 | 39 | 0 | 3 | 0 | 39 | 1 | 83 | 0 | 0 | 4 | 6 | 5.514 | .350 | |
| +Cespedes,Y | .292 | 129 | 487 | 70 | 142 | 246 | 25 | 5 | 23 | 82 | 0 | 3 | 7 | 43 | 5 | 102 | 16 | 4 | 9 | 3 | .505 | .356 | |
| Chavez,J | .000 | 4 | 0 | 0 | 0 | 0 | 0 | 0 | 0 | 0 | 0 | 0 | 0 | 0 | 0 | 0 | 0 | 0 | 0 | 0 | 0 | 0.000 | .000 |
| (Total) | .000 | 13 | 2 | 0 | 0 | 0 | 0 | 0 | 0 | 1 | 0 | 0 | 0 | 0 | 0 | 2 | 0 | 0 | 0 | 0 | 0 | 1.000 | .000 |
| Colon,B | .000 | 24 | 4 | 0 | 0 | 0 | 0 | 0 | 0 | 0 | 0 | 0 | 0 | 0 | 0 | 3 | 0 | 0 | 0 | 0 | 0 | 4.000 | .000 |
| +Cowgill,C | .269 | 38 | 104 | 10 | 28 | 33 | 2 | 0 | 1 | 9 | 0 | 1 | 0 | 11 | 0 | 27 | 3 | 4 | 3 | 0 | .317 | .336 | |
| Crisp,C | .259 | 120 | 455 | 68 | 118 | 190 | 25 | 7 | 11 | 46 | 6 | 2 | 0 | 45 | 0 | 64 | 39 | 4 | 9 | 3 | .418 | .325 | |
| +Donaldson,J | .241 | 75 | 274 | 34 | 66 | 109 | 16 | 0 | 9 | 33 | 0 | 1 | 5 | 14 | 0 | 61 | 4 | 1 | 6 | 13 | .398 | .289 | |
| Drew,S | .250 | 39 | 152 | 21 | 38 | 58 | 5 | 0 | 5 | 16 | 0 | 2 | 0 | 18 | 1 | 4 | 1 | 1 | 1 | 5 | .382 | .326 | |
| Gomes,J | .262 | 99 | 279 | 46 | 73 | 137 | 10 | 0 | 18 | 47 | 1 | 1 | 8 | 44 | 2 | 104 | 3 | 1 | 2 | 2 | .491 | .377 | |
| Hicks,B | .172 | 22 | 64 | 8 | 11 | 25 | 5 | 0 | 3 | 7 | 0 | 0 | 0 | 6 | 0 | 31 | 1 | 0 | 1 | 0 | 1 | .391 | .243 |
| Hughes,L | .077 | 4 | 13 | 0 | 1 | 1 | 0 | 0 | 0 | 0 | 0 | 0 | 0 | 0 | 0 | 6 | 0 | 0 | 0 | 0 | 0 | 3.077 | .077 |
| (Total) | .130 | 8 | 23 | 0 | 3 | 3 | 0 | 0 | 0 | 2 | 0 | 1 | 0 | 0 | 0 | 10 | 1 | 0 | 0 | 0 | 4 | 1.130 | .125 |
| Inge,B | .226 | 74 | 283 | 31 | 64 | 110 | 13 | 0 | 11 | 52 | 0 | 3 | 1 | 24 | 1 | 85 | 0 | 1 | 8 | 7 | .389 | .286 | |
| (Total) | .218 | 83 | 303 | 33 | 66 | 116 | 14 | 0 | 12 | 54 | 0 | 3 | 1 | 24 | 1 | 91 | 0 | 1 | 8 | 8 | .383 | .275 | |
| Kaaihue,K | .234 | 39 | 128 | 13 | 30 | 51 | 9 | 0 | 4 | 14 | 0 | 0 | 1 | 10 | 0 | 28 | 1 | 0 | 6 | 2 | .398 | .295 | |
| Koitaras,G | .212 | 27 | 85 | 10 | 18 | 40 | 2 | 1 | 6 | 19 | 0 | 0 | 0 | 8 | 0 | 24 | 0 | 0 | 2 | 4 | .471 | .280 | |
| +Milone,T | .200 | 31 | 5 | 1 | 1 | 1 | 0 | 0 | 0 | 2 | 0 | 0 | 0 | 0 | 0 | 1 | 0 | 0 | 0 | 0 | 1 | 2.000 | .200 |
| Moss,B | .291 | 84 | 265 | 48 | 77 | 158 | 18 | 0 | 21 | 52 | 0 | 2 | 3 | 26 | 2 | 90 | 1 | 1 | 5 | 9 | .596 | .358 | |
| +Norris,D | .201 | 60 | 209 | 19 | 42 | 73 | 8 | 1 | 7 | 34 | 0 | 1 | 1 | 21 | 1 | 66 | 5 | 1 | 6 | 5 | .349 | .276 | |
| +Parker,J | .000 | 29 | 6 | 0 | 0 | 0 | 0 | 0 | 0 | 1 | 0 | 0 | 0 | 0 | 0 | 4 | 0 | 0 | 0 | 0 | 0 | 3.000 | .000 |
| Pennington,C | .215 | 125 | 418 | 50 | 90 | 130 | 18 | 2 | 6 | 28 | 5 | 2 | 2 | 35 | 0 | 90 | 15 | 6 | 1 | 11 | .311 | .278 | |
| +Recker,A | .129 | 13 | 31 | 3 | 4 | 5 | 1 | 0 | 0 | 1 | 0 | 1 | 1 | 4 | 0 | 13 | 0 | 0 | 0 | 0 | 0 | .161 | .250 |
| Reddick,J | .242 | 156 | 611 | 85 | 148 | 283 | 29 | 5 | 32 | 85 | 1 | 4 | 2 | 55 | 8 | 151 | 11 | 1 | 15 | 6 | .463 | .305 | |
| Rosales,A | .222 | 42 | 99 | 12 | 22 | 33 | 5 | 0 | 2 | 8 | 0 | 1 | 0 | 11 | 1 | 24 | 0 | 0 | 4 | 0 | .333 | .297 | |
| Ross,T | .000 | 18 | 2 | 0 | 0 | 0 | 0 | 0 | 0 | 0 | 0 | 0 | 0 | 0 | 0 | 1 | 0 | 0 | 0 | 0 | 0 | 0.000 | .000 |
| Smith,S | .240 | 125 | 383 | 55 | 92 | 161 | 23 | 2 | 14 | 52 | 0 | 3 | 5 | 50 | 7 | 98 | 2 | 2 | 4 | 2 | .420 | .333 | |
| Sogard,E | .167 | 37 | 102 | 8 | 17 | 28 | 3 | 1 | 2 | 7 | 1 | 0 | 0 | 5 | 0 | 17 | 2 | 0 | 1 | 2 | .275 | .206 | |
| Suzuki,K | .218 | 75 | 262 | 19 | 57 | 75 | 15 | 0 | 1 | 18 | 2 | 2 | 3 | 9 | 0 | 53 | 1 | 0 | 3 | 2 | .286 | .250 | |
| +Taylor,M | .143 | 6 | 21 | 2 | 3 | 4 | 1 | 0 | 0 | 0 | 0 | 0 | 0 | 0 | 0 | 10 | 0 | 0 | 1 | 0 | .190 | .143 | |
| Weeks,J | .221 | 118 | 444 | 54 | 98 | 135 | 15 | 8 | 2 | 20 | 9 | 3 | 5 | 50 | 0 | 70 | 16 | 5 | 11 | 304 | .305 | .305 | |
| PITCHERS | .050 | 162 | 20 | 1 | 1 | 1 | 0 | 0 | 0 | 2 | 1 | 0 | 0 | 0 | 0 | 12 | 0 | 0 | 0 | 0 | 12 | .050 | .050 |
| OAKLAND | .238 | 162 | 5527 | 713 | 1315 | 2231 | 267 | 32 | 195 | 676 | 27 | 34 | 45 | 550 | 29 | 1387 | 122 | 32 | 97 | 111 | .404 | .310 | |
| OPPONENTS | .245 | 162 | 5540 | 614 | 1360 | 2093 | 264 | 14 | 147 | 588 | 36 | 47 | 46 | 462 | 34 | 1136 | 99 | 45 | 112 | 87 | .378 | .306 | |

| PITCHER | W | L | ERA | G | GS | CG | GF | SHO | SV | IP | H | R | ER | HR | HB | BB | IBB | SO | WP | BK | AVG |
|--------------|----|----|-------|-----|-----|----|-----|-----|----|--------|------|-----|-----|-----|----|-----|-----|------|----|----|------|
| | | | | | | | | | | | | | | | | | | | | | |
| (Total) | 0 | 0 | 4.82 | 27 | 0 | 0 | 13 | 0 | 0 | 37.1 | 42 | 21 | 20 | 3 | 0 | 16 | 1 | 29 | 2 | 0 | .298 |
| Anderson,B | 4 | 2 | 2.57 | 6 | 6 | 0 | 0 | 0 | 0 | 35.0 | 29 | 11 | 10 | 1 | 1 | 7 | 1 | 25 | 1 | 0 | .225 |
| Balfour,G | 3 | 2 | 2.53 | 75 | 0 | 0 | 34 | 0 | 24 | 74.2 | 41 | 21 | 21 | 4 | 1 | 28 | 2 | 72 | 2 | 0 | .160 |
| +Blackley,T | 6 | 4 | 3.86 | 24 | 15 | 0 | 5 | 0 | 0 | 102.2 | 91 | 47 | 44 | 10 | 3 | 30 | 1 | 69 | 6 | 3 | .238 |
| Blevins,J | 5 | 1 | 2.48 | 63 | 0 | 0 | 17 | 0 | 1 | 65.1 | 45 | 20 | 18 | 7 | 5 | 25 | 5 | 54 | 2 | 0 | .201 |
| +Carignan,A | 1 | 1 | 4.66 | 11 | 0 | 0 | 5 | 0 | 0 | 9.2 | 8 | 5 | 5 | 0 | 0 | 10 | 0 | 8 | 1 | 0 | .242 |
| Chavez,J | 0 | 0 | 18.90 | 4 | 0 | 0 | 1 | 0 | 0 | 3.1 | 9 | 7 | 7 | 1 | 1 | 1 | 0 | 3 | 1 | 0 | .474 |
| (Total) | 1 | 1 | 9.85 | 13 | 2 | 0 | 3 | 0 | 0 | 24.2 | 34 | 29 | 27 | 7 | 3 | 11 | 1 | 30 | 1 | 0 | .315 |
| Colon,B | 10 | 9 | 3.43 | 24 | 24 | 0 | 0 | 0 | 0 | 152.1 | 161 | 62 | 58 | 17 | 1 | 23 | 3 | 91 | 0 | 0 | .266 |
| +Cook,R | 6 | 2 | 2.09 | 71 | 0 | 0 | 23 | 0 | 14 | 73.1 | 42 | 18 | 17 | 4 | 4 | 27 | 4 | 80 | 4 | 0 | .166 |
| DeLosSant,F | 0 | 0 | 3.00 | 6 | 0 | 0 | 2 | 0 | 0 | 3.0 | 7 | 2 | 1 | 0 | 0 | 3 | 0 | 3 | 1 | 0 | .412 |
| +Doolittle,S | 2 | 1 | 3.04 | 44 | 0 | 0 | 7 | 0 | 1 | 47.1 | 40 | 18 | 16 | 3 | 0 | 11 | 1 | 60 | 0 | 0 | .227 |
| +Figueroa,P | 0 | 0 | 3.32 | 19 | 0 | 0 | 6 | 0 | 0 | 21.2 | 16 | 9 | 8 | 2 | 0 | 15 | 1 | 14 | 2 | 0 | .216 |
| Fuentes,B | 2 | 2 | 6.84 | 26 | 0 | 0 | 12 | 0 | 5 | 25.0 | 30 | 19 | 19 | 5 | 1 | 10 | 0 | 18 | 2 | 0 | .291 |
| +Godfrey,G | 0 | 4 | 6.43 | 5 | 4 | 0 | 1 | 0 | 0 | 21.0 | 26 | 18 | 15 | 4 | 3 | 10 | 0 | 10 | 0 | 0 | .317 |
| +Griffin,A | 7 | 1 | 3.06 | 15 | 15 | 0 | 0 | 0 | 0 | 82.1 | 74 | 29 | 28 | 10 | 1 | 19 | 0 | 64 | 0 | 0 | .236 |
| McCarthy,B | 8 | 6 | 3.24 | 18 | 18 | 0 | 0 | 0 | 0 | 111.0 | 115 | 44 | 40 | 10 | 6 | 24 | 2 | 73 | 0 | 0 | .267 |
| +Miller,J | 2 | 1 | 2.59 | 33 | 0 | 0 | 18 | 0 | 0 | 48.2 | 39 | 15 | 14 | 6 | 3 | 27 | 2 | 44 | 1 | 0 | .217 |
| +Milone,T | 13 | 10 | 3.74 | 31 | 31 | 1 | 0 | 0 | 0 | 190.0 | 207 | 90 | 79 | 24 | 4 | 36 | 2 | 137 | 2 | 0 | .278 |
| Neshek,P | 2 | 1 | 1.37 | 24 | 0 | 0 | 5 | 0 | 0 | 19.2 | 10 | 3 | 3 | 3 | 1 | 6 | 1 | 16 | 1 | 0 | .147 |
| Norberto,J | 4 | 1 | 2.77 | 39 | 0 | 0 | 8 | 0 | 1 | 52.0 | 37 | 17 | 16 | 5 | 1 | 22 | 2 | 46 | 1 | 1 | .200 |
| +Parker,J | 13 | 8 | 3.47 | 29 | 29 | 0 | 0 | 0 | 0 | 181.1 | 166 | 71 | 70 | 11 | 3 | 63 | 3 | 140 | 10 | 0 | .248 |
| Ross,T | 2 | 11 | 6.50 | 18 | 13 | 0 | 3 | 0 | 0 | 73.1 | 96 | 56 | 53 | 7 | 5 | 37 | 3 | 46 | 2 | 1 | .327 |
| +Scribner,E | 2 | 0 | 2.55 | 30 | 0 | 0 | 13 | 0 | 1 | 35.1 | 30 | 11 | 10 | 2 | 0 | 12 | 0 | 30 | 1 | 0 | .221 |
| +Straily,D | 2 | 1 | 3.89 | 7 | 7 | 0 | 0 | 0 | 0 | 39.1 | 36 | 19 | 17 | 11 | 2 | 16 | 1 | 32 | 0 | 0 | .237 |
| Thompson,R | 0 | 0 | 0.00 | 1 | 0 | 0 | 1 | 0 | 0 | 0.2 | 1 | 0 | 0 | 0 | 0 | 0 | 0 | 0 | 0 | 0 | .333 |
| (Total) | 0 | 1 | 12.00 | 3 | 0 | 0 | 3 | 0 | 0 | 3.0 | 6 | 4 | 4 | 1 | 0 | 1 | 0 | 3 | 0 | 0 | .400 |
| OAKLAND | 94 | 68 | 3.48 | 162 | 162 | 1 | 161 | 13 | 47 | 1470.0 | 1360 | 614 | 569 | 147 | 46 | 462 | 34 | 1136 | 40 | 5 | 2.45 |
| OPPONENTS | 68 | 94 | 4.13 | 162 | 162 | 6 | 156 | 16 | 31 | 1458.1 | 1315 | 713 | 669 | 195 | 45 | 550 | 29 | 1387 | 57 | 3 | .238 |

FIELDING STATISTICS

| PITCHER | PCT | G | GS | PO | A | E | TC | DP | TP |
|--------------|-------|----|----|----|----|---|----|----|----|
| Accardo,J | .000 | 1 | 0 | 0 | 0 | 0 | 0 | 0 | 0 |
| (Total) | 1.000 | 27 | 0 | 2 | 7 | 0 | 9 | 2 | 0 |
| Anderson,B | 1.000 | 6 | 6 | 0 | 1 | 0 | 1 | 0 | 0 |
| Balfour,G | 1.000 | 75 | 0 | 6 | 7 | 0 | 13 | 0 | 0 |
| +Blackley,T | .952 | 24 | 15 | 7 | 13 | 1 | 21 | 1 | 0 |
| Blevins,J | 1.000 | 63 | 0 | 0 | 7 | 0 | 7 | 0 | 0 |
| *+Carignan,A | .000 | 11 | 0 | 0 | 0 | 0 | 0 | 0 | 0 |
| Chavez,J | 1.000 | 4 | 0 | 0 | 1 | 0 | 1 | 0 | 0 |
| (Total) | .667 | 13 | 2 | 0 | 2 | 1 | 3 | 0 | 0 |
| Colon,B | .857 | 24 | 24 | 6 | 18 | 4 | 28 | 2 | 0 |
| +Cook,R | 1.000 | 71 | 0 | 7 | 6 | 0 | 13 | 2 | 0 |
| De Los San,F | .000 | 6 | 0 | 0 | 0 | 0 | 0 | 0 | 0 |
| +Doolittle,S | .667 | 44 | 0 | 0 | 4 | 2 | 6 | 0 | 0 |
| +Figueroa,P | 1.000 | 19 | 0 | 1 | 0 | 0 | 1 | 0 | 0 |
| Fuentes,B | 1.000 | 26 | 0 | 1 | 2 | 0 | 3 | 0 | 0 |
| +Godfrey,G | 1.000 | 5 | 4 | 1 | 3 | 0 | 4 | 1 | 0 |
| +Griffin,A | 1.000 | 15 | 15 | 4 | 7 | 0 | 11 | 0 | 0 |
| McCarthy,B | 1.000 | 18 | 18 | 7 | 14 | 0 | 21 | 1 | 0 |
| +Miller,J | 1.000 | 33 | 0 | 5 | 4 | 0 | 9 | 1 | 0 |
| +Milone,T | .958 | 31 | 31 | 5 | 18 | 1 | 24 | 1 | 0 |
| Neshek,P | 1.000 | 24 | 0 | 0 | 1 | 0 | 1 | 0 | 0 |
| Norberto,J | .875 | 39 | 0 | 1 | 6 | 1 | 8 | 0 | 0 |
| +Parker,J | .889 | 29 | 29 | 9 | 15 | 3 | 27 | 2 | 0 |
| Ross,T | 1.000 | 18 | 13 | 8 | 16 | 0 | 24 | 1 | 0 |
| +Scribner,E | 1.000 | 30 | 0 | 0 | 2 | 0 | 2 | 0 | 0 |
| +Straily,D | 1.000 | 7 | 7 | 1 | 1 | 0 | 2 | 0 | 0 |
| Thompson,R | .000 | 1 | 0 | 0 | 0 | 0 | 0 | 0 | 0 |
| (Total) | .000 | 3 | 0 | 0 | 0 | 0 | 0 | 0 | 0 |

| CATCHER | PCT | G | GS | PO | A | E | TC | DP | TP | PB |
|--------------|-------|----|----|-----|----|---|-----|----|----|----|
| +Donaldson,J | .957 | 3 | 3 | 20 | 2 | 1 | 23 | 0 | 0 | 0 |
| Kottaras,G | .977 | 27 | 25 | 164 | 8 | 4 | 176 | 0 | 0 | 2 |
| +Norris,D | .989 | 58 | 53 | 438 | 19 | 5 | 462 | 0 | 0 | 4 |
| +Recker,A | 1.000 | 12 | 9 | 57 | 4 | 0 | 61 | 2 | 0 | 2 |
| Suzuki,K | .996 | 75 | 72 | 491 | 37 | 2 | 530 | 4 | 0 | 4 |

| FIRST BASE | PCT | G | GS | PO | A | E | TC | DP | TP |
|--------------|-------|----|----|-----|----|---|-----|----|----|
| Allen,B | 1.000 | 3 | 2 | 25 | 2 | 0 | 27 | 1 | 0 |
| Barton,D | 1.000 | 43 | 33 | 319 | 17 | 0 | 336 | 30 | 0 |
| +Carter,C | .987 | 55 | 51 | 433 | 14 | 6 | 453 | 29 | 1 |
| +Donaldson,J | 1.000 | 1 | 0 | 3 | 1 | 0 | 4 | 0 | 0 |
| Hicks,B | 1.000 | 1 | 1 | 3 | 1 | 0 | 4 | 1 | 0 |
| Kaaihue,K | .989 | 22 | 21 | 160 | 12 | 2 | 174 | 24 | 0 |
| Moss,B | .982 | 55 | 51 | 407 | 24 | 8 | 439 | 38 | 0 |
| Rosales,A | 1.000 | 7 | 3 | 26 | 7 | 0 | 33 | 1 | 0 |

| SECOND BASE | PCT | G | GS | PO | A | E | TC | DP | TP |
|--------------|-------|-----|-----|-----|-----|----|-----|----|----|
| Hicks,B | 1.000 | 1 | 1 | 1 | 3 | 0 | 4 | 0 | 0 |
| Pennington,C | .987 | 32 | 26 | 67 | 85 | 2 | 154 | 12 | 0 |
| Rosales,A | 1.000 | 21 | 18 | 46 | 41 | 0 | 87 | 14 | 1 |
| Sogard,E | 1.000 | 6 | 5 | 10 | 17 | 0 | 27 | 4 | 0 |
| Weeks,J | .977 | 113 | 112 | 181 | 293 | 11 | 485 | 63 | 0 |

| THIRD BASE | PCT | G | GS | PO | A | E | TC | DP | TP |
|--------------|-------|----|----|----|-----|----|-----|----|----|
| +Donaldson,J | .945 | 71 | 71 | 53 | 152 | 12 | 217 | 14 | 1 |
| Hughes,L | .750 | 4 | 4 | 3 | 6 | 3 | 12 | 1 | 0 |
| (Total) | .750 | 5 | 4 | 3 | 6 | 3 | 12 | 1 | 0 |
| Inge,B | .968 | 74 | 74 | 74 | 140 | 7 | 221 | 17 | 0 |
| (Total) | .968 | 76 | 74 | 74 | 141 | 7 | 222 | 18 | 0 |
| Rosales,A | 1.000 | 3 | 1 | 2 | 4 | 0 | 6 | 0 | 0 |
| Sogard,E | .946 | 14 | 12 | 11 | 24 | 2 | 37 | 2 | 0 |

| SHORTSTOP | PCT | G | GS | PO | A | E | TC | DP | TP |
|--------------|-------|----|----|-----|-----|---|-----|----|----|
| Drew,S | .967 | 39 | 39 | 44 | 102 | 5 | 151 | 17 | 0 |
| Hicks,B | .953 | 19 | 16 | 24 | 37 | 3 | 64 | 4 | 0 |
| Pennington,C | .979 | 93 | 90 | 150 | 272 | 9 | 431 | 58 | 0 |
| Rosales,A | 1.000 | 11 | 9 | 14 | 27 | 0 | 41 | 3 | 0 |
| Sogard,E | 1.000 | 15 | 8 | 14 | 34 | 0 | 48 | 6 | 0 |

| OUTFIELD | PCT | G | GS | PO | A | E | TC | DP | TP |
|-------------|-------|-----|-----|-----|----|---|-----|----|----|
| +Cespedes,Y | .987 | 102 | 102 | 221 | 9 | 3 | 233 | 0 | 0 |
| +Cowgill,C | 1.000 | 36 | 28 | 69 | 3 | 0 | 72 | 2 | 0 |
| Crisp,C | .989 | 113 | 109 | 272 | 4 | 3 | 279 | 2 | 0 |
| Gomes,J | .971 | 42 | 28 | 65 | 1 | 2 | 68 | 0 | 0 |
| Moss,B | .974 | 23 | 15 | 35 | 2 | 1 | 38 | 0 | 0 |
| Reddick,J | .982 | 144 | 141 | 310 | 15 | 6 | 331 | 3 | 0 |
| Smith,S | .983 | 66 | 58 | 115 | 3 | 2 | 120 | 0 | 0 |
| +Taylor,M | 1.000 | 6 | 5 | 14 | 0 | 0 | 14 | 0 | 0 |

DAY-BY-DAY RESULTS

| DATE | G | OPP | W-L | SCORE | REC | POS | GA/GB | LEADER AND LEAD | WINNER | LOSER | SAVE | ATT. | CUM. ATT. |
|------|----|------------------|-----|----------|-------|-----|-------|-----------------|------------|-----------|----------|---------|------------|
| 3/28 | 1 | SEA ^A | L | 1-3 (11) | 0-1 | 4 | -1 | SEA ½ | Wilhelmsen | Carignan | League | 44,227 | 44,227 |
| 3/29 | 2 | SEA ^A | W | 4-1 | 1-1 | t1 | -- | OAK/SEA -- | Colón | Kelley | Balfour | 43,391 | 87,618 |
| 4/6 | 3 | SEA | L | 3-7 | 1-2 | 4 | -1 | LAA/TEX -- | Vargas | McCarthy | | 35,067* | 122,685 |
| 4/7 | 4 | SEA | L | 7-8 | 1-3 | 4 | -2 | SEA 1 | Hernandez | Colón | League | 16,612 | 139,297 |
| 4/8 | | OFF DAY | | | | 4 | -2 | SEA ½ | | | | | |
| 4/9 | 5 | KC | W | 1-0 | 2-3 | 4 | -1½ | TEX ½ | Milone | Mendoza | Balfour | 10,054 | 149,351 |
| 4/10 | 6 | KC | L | 0-3 (8) | 2-4 | 4 | -2½ | TEX 1½ | Duffy | Godfrey | Crow | 10,670 | 160,021 |
| 4/11 | 7 | KC | W | 5-4 (12) | 3-4 | 3 | -1½ | TEX ½ | Carignan | Broxton | | 12,390 | 172,411 |
| 4/12 | | OFF DAY | | | | 3 | -2 | TEX 1½ | | | | | (7 dates) |
| 4/13 | 8 | at SEA | W | 4-0 | 4-4 | 2 | -2 | TEX 2 | Colón | Hernandez | | 46,026 | 46,026 |
| 4/14 | 9 | at SEA | L | 0-4 | 4-5 | 3 | -3 | TEX 2½ | Noesi | Milone | | 21,071 | 67,097 |
| 4/15 | 10 | at SEA | L | 3-5 | 4-6 | 3 | -4 | TEX 2½ | Beavan | Godfrey | League | 19,650 | 86,747 |
| 4/16 | 11 | at LAA | L | 0-6 | 4-7 | 4 | -4½ | TEX 2½ | Weaver | McCarthy | | 27,338 | 114,085 |
| 4/17 | 12 | at LAA | W | 5-3 | 5-7 | 3 | -4½ | TEX 3½ | Fuentes | Jepsen | Balfour | 41,016 | 155,101 |
| 4/18 | 13 | at LAA | W | 6-0 | 6-7 | 3 | -4½ | TEX 3½ | Colón | Santana | | 27,217 | 182,318 |
| 4/19 | 14 | at LAA | W | 4-2 | 7-7 | t2 | -4½ | TEX 4½ | Milone | Wilson | Balfour | 27,864 | 210,182 |
| 4/20 | 15 | CLE | L | 3-4 | 7-8 | t2 | -5 | TEX 5 | Jimenez | Godfrey | Perez | 14,340 | 186,751 |
| 4/21 | 16 | CLE | L | 1-5 | 7-9 | t2 | -5½ | TEX 5½ | Gomez | McCarthy | Perez | 25,258 | 212,009 |
| 4/22 | 17 | CLE | W | 5-1 | 8-9 | 2 | -5½ | TEX 5½ | Ross | Masterson | | 24,049 | 236,058 |
| 4/23 | 18 | CWS | L | 0-4 | 8-10 | 2 | -5½ | TEX 5½ | PEAVY | Colón | | 10,574 | 246,632 |
| 4/24 | 19 | CWS | W | 2-0 | 9-10 | 2 | -5½ | TEX 5½ | Milone | Floyd | Balfour | 11,184 | 257,816 |
| 4/25 | 20 | CWS | W | 5-4 (14) | 10-10 | 2 | -5½ | TEX 5½ | Miller | Santiago | | 13,032 | 270,848 |
| 4/26 | | OFF DAY | | | | t2 | -5½ | TEX 5½ | | | | | (13 dates) |
| 4/27 | 21 | at BAL | W | 5-2 | 11-10 | t2 | -4½ | TEX 4½ | McCarthy | Arrieta | Balfour | 18,297 | 228,479 |
| 4/28 | 22 | at BAL | L | 1-10 | 11-11 | t2 | -5½ | TEX 5½ | Chen | Ross | | 26,926 | 255,405 |
| 4/29 | 23 | at BAL | L | 2-5 | 11-12 | t2 | -5½ | TEX 5½ | Strop | Balfour | | 31,793 | 287,198 |
| 4/30 | 24 | at BAL | L | 6-11 | 11-13 | t2 | -6½ | TEX 6½ | Buchholz | Milone | | 37,359 | 324,557 |
| 5/1 | 25 | at BOS | W | 5-3 | 12-13 | 2 | -5½ | TEX 5½ | Parker | Doubront | Norberto | 37,225 | 361,782 |
| 5/2 | 26 | at BOS | W | 4-2 | 13-13 | 2 | -4½ | TEX 4½ | McCarthy | Bard | Fuentes | 37,434 | 399,216 |
| 5/3 | | OFF DAY | | | | 2 | -4½ | TEX 4½ | | | | | |
| 5/4 | 27 | at TB | L | 2-7 | 13-14 | 2 | -4½ | TEX 4½ | Price | Ross | Peralta | 18,799 | 418,015 |
| 5/5 | 28 | at TB | W | 4-3 (12) | 14-14 | 2 | -4½ | TEX 4½ | Fuentes | Peralta | Balfour | 23,890 | 441,905 |
| 5/6 | 29 | at TB | W | 9-5 | 15-14 | 2 | -3½ | TEX 3½ | Milone | Moore | | 23,873 | 465,778 |
| | | | | | | | | | | | | | (16 dates) |

| DATE | G | OPP | W-L | SCORE | REC | POS | GA/ GB | LEADER AND LEAD | WINNER | LOSER | SAVE | ATT. | CUM. ATT. | |
|-------------------|----|------------|-----|----------|-------|-----|-----------|--------------------|--------|-----------|------------|------------|--------------|-----------|
| 5/7 | | OFF DAY | | | 2 | -4 | TEX | 4 | | | | | | |
| 5/8 | 30 | TOR | W | 7-3 | 16-14 | 2 | -4 | TEX | 4 | Balfour | Cordero | 10,784 | 281,632 | |
| 5/9 | 31 | TOR | L | 2-5 | 16-15 | 2 | -4½ | TEX | 4½ | Morrow | Ross | Janssen | 14,815 | 296,447 |
| 5/10 | 32 | DET | L | 6-10 | 16-16 | 2 | -5 | TEX | 5 | Scherzer | Colón | 11,513 | 307,960 | |
| 5/11 | 33 | DET | W | 11-4 | 17-16 | 2 | -5 | TEX | 5 | Milone | Porcello | 26,721 | 334,681 | |
| 5/12 | 34 | DET | W | 3-1 | 18-16 | 2 | -4 | TEX | 4 | McCarthy | Fister | Fuentes | 20,077 | 354,758 |
| 5/13 | 35 | DET | L | 1-3 | 18-17 | 2 | -5 | TEX | 5 | Verlander | Parker | Valverde | 17,147 | 371,905 |
| (19 dates) | | | | | | | | | | | | | | |
| 5/14 | 36 | at LAA | W | 5-0 | 19-17 | 2 | -4 | TEX | 4 | Ross | Haren | 32,851 | 498,629 | |
| 5/15 | 37 | at LAA | L | 0-4 | 19-18 | 2 | -4 | TEX | 4 | Santana | Colón | 31,762 | 530,391 | |
| 5/16 | 38 | at TEX | L | 1-4 | 19-19 | 2 | -5 | TEX | 5 | Darvish | Milone | Nathan | 46,370 | 576,761 |
| 5/17 | 39 | at TEX | W | 5-4 (10) | 20-19 | 2 | -4 | TEX | 4 | Cook | Adams | Fuentes | 47,182 | 623,943 |
| 5/18 | 40 | at SF | L | 6-8 | 20-20 | 2 | -5 | TEX | 5 | Zito | Parker | Casilla | 41,477 | 665,420 |
| 5/19 | 41 | at SF | L | 0-4 | 20-21 | 2 | -5 | TEX | 5 | Vogelsong | Ross | 41,411 | 706,831 | |
| 5/20 | 42 | at SF | W | 6-2 | 21-21 | 2 | -5 | TEX | 5 | Colón | Lincecum | 41,378 | 748,209 | |
| (23 dates) | | | | | | | | | | | | | | |
| 5/21 | 43 | LAA | W | 2-1 | 22-21 | 2 | -4 | TEX | 4 | Milone | Williams | 11,292 | 383,197 | |
| 5/22 | 44 | LAA | L | 0-5 | 22-22 | 2 | -5 | TEX | 5 | Wilson | Godfrey | 12,894 | 396,091 | |
| 5/23 | 45 | LAA | L | 1-3 (11) | 22-23 | 2 | -5 | TEX | 5 | Walden | Norberto | Frieri | 23,671 | 419,708 |
| 5/24 | | OFF DAY | | | | 2 | -5 | TEX | 5 | | | | | |
| 5/25 | 46 | NY Yankees | L | 3-6 | 22-24 | 2 | -6 | TEX | 6 | Nova | Ross | Soriano | 33,559 | 453,267 |
| 5/26 | 47 | NY Yankees | L | 2-9 | 22-25 | 3 | -7 | TEX | 6½ | Sabathia | Colón | 27,112 | 480,379 | |
| 5/27 | 48 | NY Yankees | L | 0-2 | 22-26 | 3 | -8 | TEX | 6½ | Kuroda | Milone | Soriano | 25,078 | 505,457 |
| (25 dates) | | | | | | | | | | | | | | |
| 5/28 | 49 | at MIN | L | 4-5 | 22-27 | 3 | -9 | TEX | 6½ | Burnett | Cook | Capps | 34,709 | 782,918 |
| 5/29 | 50 | at MIN | L | 2-3 | 22-28 | 3 | -9 | TEX | 5½ | Perkins | Fuentes | 31,781 | 814,699 | |
| 5/30 | 51 | at MIN | L | 0-4 | 22-29 | 3 | -9 | TEX | 5½ | Liriano | Ross | 35,103 | 849,802 | |
| 5/31 | | OFF DAY | | | | 3 | -9 | TEX | 5½ | | | | | |
| 6/1 | 52 | at KC | L | 0-2 | 22-30 | 3 | -9 | TEX | 4½ | Paulino | Colón | Broxton | 29,527 | 879,329 |
| 6/2 | 53 | at KC | W | 9-3 | 23-30 | 3 | -8 | TEX | 3½ | McCarthy | Hochevar | 26,276 | 905,605 | |
| 6/3 | 54 | at KC | L | 0-2 | 23-31 | 3 | -9 | TEX | 4½ | Mazzaro | Milone | Broxton | 21,111 | 926,716 |
| (29 dates) | | | | | | | | | | | | | | |
| 6/4 | 55 | TEX | W | 12-1 | 24-31 | 3 | -8 | TEX | 4½ | Parker | Feldman | 10,120 | 515,577 | |
| 6/5 | 56 | TEX | L | 3-6 | 24-32 | 3 | -9 | TEX | 4½ | Holland | Blackley | Nathan | 11,861 | 527,438 |
| 6/6 | 57 | TEX | W | 2-0 | 25-32 | 3 | -8 | TEX | 4½ | Colón | LEWIS | Fuentes | 15,044 | 542,482 |
| 6/7 | 58 | TEX | W | 7-1 | 26-32 | 3 | -7 | TEX | 4 | McCarthy | Darvish | 14,779 | 557,261 | |
| (29 dates) | | | | | | | | | | | | | | |
| 6/8 | 59 | at ARI | L | 8-9 | 26-33 | 4 | -8 | TEX | 4 | Putz | Fuentes | 25,787 | 952,503 | |
| 6/9 | 60 | at ARI | L | 3-8 | 26-34 | 4 | -8 | TEX | 3 | Cahill | Parker | 28,061 | 980,564 | |
| 6/10 | 61 | at ARI | L | 3-4 | 26-35 | 4 | -9 | TEX | 3 | Saunders | Blackley | Putz | 28,112 | 1,008,676 |
| 6/11 | | OFF DAY | | | | 4 | -9 | TEX | 2½ | | | | | |
| 6/12 | 62 | at COL | W | 8-5 | 27-35 | 3 | -9 | TEX | 3½ | Colón | Guthrie | Cook | 33,635 | 1,042,311 |
| 6/13 | 63 | at COL | W | 10-8 | 28-35 | 3 | -9 | TEX | 3½ | Blevins | Betancourt | Cook | 32,155 | 1,074,466 |
| 6/14 | 64 | at COL | W | 8-2 | 29-35 | 3 | -8 | TEX | 3 | Parker | White | 32,527 | 1,106,993 | |
| (35 dates) | | | | | | | | | | | | | | |
| 6/15 | 65 | SD | W | 10-2 | 30-35 | 3 | -8 | TEX | 4 | Blackley | Bass | Scribner | 24,528 | 581,789 |
| 6/16 | 66 | SD | W | 6-4 | 31-35 | 3 | -8 | TEX | 4 | Doolittle | Thatcher | Cook | 17,135 | 598,924 |
| 6/17 | 67 | SD | L | 1-2 | 31-36 | 3 | -9 | TEX | 4 | Richard | Colón | Street | 21,631 | 620,555 |
| 6/18 | | OFF DAY | | | | 3 | -9½ | TEX | 5 | | | | | |
| 6/19 | 68 | LAD | W | 3-0 | 32-36 | 3 | -9½ | TEX | 5 | McCarthy | Harang | Cook | 20,244 | 640,799 |
| 6/20 | 69 | LAD | W | 4-1 | 33-36 | 3 | -9½ | TEX | 5 | MILONE | Eovaldi | 25,383 | 666,182 | |
| 6/21 | 70 | LAD | W | 4-1 | 34-36 | 3 | -9 | TEX | 5 | Cook | Lindblom | 23,337 | 689,519 | |
| 6/22 | 71 | SF | L | 4-5 | 34-37 | 3 | -10 | TEX | 5 | Hensley | Cook | Casilla | 35,067* | 724,586 |
| 6/23 | 72 | SF | L | 8-9 | 34-38 | 3 | -10 | TEX | 5 | Bumgarner | Ross | Hensley | 36,067* | 760,653 |
| 6/24 | 73 | SF | W | 4-2 | 35-38 | 3 | -10 | TEX | 5 | Miller | Casilla | 36,067* | 796,720 | |
| (38 dates) | | | | | | | | | | | | | | |
| 6/25 | 74 | at SEA | W | 1-0 | 36-38 | 3 | -9 | TEX | 4½ | Milone | Ramirez | Cook | 17,101 | 1,124,094 |
| 6/26 | 75 | at SEA | L | 2-3 | 36-39 | 3 | -10 | TEX | 4½ | Furbush | Miller | Wilhelmsen | 12,411 | 1,136,505 |
| 6/27 | 76 | at SEA | W | 2-1 | 37-39 | 3 | -10 | TEX | 4½ | Parker | Iwakuma | Cook | 18,158 | 1,154,663 |
| 6/28 | 77 | at TEX | L | 6-7 | 37-40 | 3 | -11 | TEX | 4½ | Feldman | Ross | Nathan | 33,927 | 1,188,590 |
| 6/29 | 78 | at TEX | L | 3-4 | 37-41 | 3 | -12 | TEX | 5½ | Harrison | Balfour | Scheppers | 46,013 | 1,234,603 |
| 6/30 | 79 | at TEX | L | 2-7 | 37-42 | 3 | -13 | TEX | 6½ | Perez | Milone | 46,711 | 1,281,314 | |
| 7/1 | 80 | at TEX | W | 3-1 | 38-42 | 3 | -12 | TEX | 5½ | Blackley | Darvish | Cook | 45,741 | 1,327,055 |
| (42 dates) | | | | | | | | | | | | | | |

REVIEW

| DATE | G | OPP | W-L | SCORE | REC | POS | GA/ GB | LEADER AND LEAD | WINNER | LOSER | SAVE | ATT. | CUM. ATT. | |
|--------|-----|----------------|-----|----------|-------|-----|-----------|--------------------|--------|----------|------------|-----------|--------------|-----------|
| 7/2 | 81 | BOS | W | 6-1 | 39-42 | 3 | -11% | TEX | 5 | Parker | Matsuzaka | 17,434 | 814,154 | |
| 7/3 | 82 | BOS | W | 3-2 | 40-42 | 3 | -10% | TEX | 5 | Blevins | Aceves | 35,067* | 849,221 | |
| 7/4 | 83 | BOS | W | 3-2 | 41-42 | 3 | -9% | TEX | 5 | Balfour | Cook | 28,240 | 877,461 | |
| 7/5 | | OFF DAY | | | | 3 | -9 | TEX | 4 | | | | | |
| 7/6 | 84 | SEA | W | 4-1 (11) | 42-42 | 3 | -8 | TEX | 4 | Norberto | Perez | 10,819 | 888,280 | |
| 7/7 | 85 | SEA | L | 1-7 | 42-43 | 3 | -9 | TEX | 4 | VARGAS | Parker | 16,136 | 904,416 | |
| 7/8 | 86 | SEA | W | 2-1 (13) | 43-43 | 3 | -9 | TEX | 4 | Norberto | Perez | 20,075 | 924,491 | |
| 7/9-12 | | ALL-STAR BREAK | | | | 3 | -9 | TEX | 4 | | | | (44 dates) | |
| 7/13 | 87 | at MIN | W | 6-3 | 44-43 | 3 | -9 | TEX | 5 | Griffin | Liriano | Cook | 33,230 | 1,360,285 |
| 7/14 | 88 | at MIN | W | 9-3 | 45-43 | 3 | -8 | TEX | 5 | Milone | De Vries | 39,084 | 1,399,369 | |
| 7/15 | 89 | at MIN | W | 9-4 | 46-43 | 3 | -8 | TEX | 5 | Parker | Duensing | 36,853 | 1,436,222 | |
| 7/16 | | OFF DAY | | | | 3 | -8 | TEX | 5½ | | | | (45 dates) | |
| 7/17 | 90 | TEX | L | 1-6 | 46-44 | 3 | -9 | TEX | 5½ | Oswalt | Colón | 15,115 | 939,606 | |
| 7/18 | 91 | TEX | W | 4-3 | 47-44 | 3 | -8 | TEX | 5½ | Cook | Kirkman | 20,249 | 959,855 | |
| 7/19 | 92 | NYN | W | 4-3 | 48-44 | 3 | -7% | TEX | 6 | Griffin | Garcia | Cook | 23,382 | 983,237 |
| 7/20 | 93 | NYN | W | 3-2 | 49-44 | 3 | -6% | TEX | 5 | Cook | Eppley | 24,148 | 1,007,385 | |
| 7/21 | 94 | NYN | W | 2-1 | 50-44 | 3 | -6% | TEX | 6 | Parker | Hughes | Doolittle | 28,142 | 1,038,527 |
| 7/22 | 95 | NYN | W | 5-4 (12) | 51-44 | 3 | -5% | TEX | 5 | Blevins | Eppley | 30,470 | 1,065,997 | |
| 7/23 | | OFF DAY | | | | 3 | -6 | TEX | 5 | | | | (50 dates) | |
| 7/24 | 96 | at TOR | W | 7-2 | 52-44 | 2 | -5 | TEX | 5 | Blackley | Cecil | 25,686 | 1,461,908 | |
| 7/25 | 97 | at TOR | W | 16-0 | 53-44 | 2 | -5 | TEX | 5 | Griffin | Romero | 23,948 | 1,485,856 | |
| 7/26 | 98 | at TOR | L | 4-10 | 53-45 | 3 | -5% | TEX | 5 | Lyon | Milone | 18,161 | 1,524,859 | |
| 7/27 | 99 | at BAL | W | 14-9 | 54-45 | 3 | -4% | TEX | 4 | Blevins | Johnson | 29,278 | 1,554,137 | |
| 7/28 | 100 | at BAL | W | 6-1 | 55-45 | 2 | -3% | TEX | 3½ | Colón | Hunter | 21,143 | 1,575,280 | |
| 7/29 | 101 | at BAL | L | 1-6 | 55-46 | 2 | -4% | TEX | 4½ | Chen | Blackley | 19,698 | 1,594,978 | |
| 7/30 | 102 | TB | W | 4-3 (15) | 56-46 | 2 | -3% | TEX | 3½ | Norberto | Farnsworth | 12,564 | 1,078,561 | |
| 7/31 | 103 | TB | L | 0-8 | 56-47 | 3 | -3% | TEX | 3 | SHIELDS | Milone | 15,836 | 1,094,397 | |
| 8/1 | 104 | TB | L | 1-4 | 56-48 | 3 | -4% | TEX | 4 | Cobb | Parker | Rodney | 18,161 | 1,112,558 |
| 8/2 | 105 | TOR | W | 4-1 | 57-48 | 2 | -4% | TEX | 4½ | Colón | Alvarez | Cook | 10,823 | 1,123,381 |
| 8/3 | 106 | TOR | W | 5-4 (15) | 58-48 | 2 | -4% | TEX | 4½ | Blackley | Loup | 30,169 | 1,153,550 | |
| 8/4 | 107 | TOR | L | 1-3 (11) | 58-49 | 2 | -5% | TEX | 5½ | Chavez | Blevins | Oliver | 17,121 | 1,170,671 |
| 8/5 | 108 | TOR | L | 5-6 | 58-50 | 2 | -5% | TEX | 5½ | Lafey | Milone | Janssen | 18,308 | 1,188,979 |
| 8/6 | 109 | LAA | L | 0-4 | 58-51 | 3 | -5% | TEX | 5 | WEAVER | Parker | 13,341 | 1,202,320 | |
| 8/7 | 110 | LAA | W | 10-4 | 59-51 | 2 | -5% | TEX | 5½ | Colón | Wilson | 15,458 | 1,217,778 | |
| 8/8 | 111 | LAA | W | 9-8 | 60-51 | 2 | -5% | TEX | 5½ | Neshek | Hawkins | Cook | 21,150 | 1,238,928 |
| 8/9 | | OFF DAY | | | | 2 | -5% | TEX | 5½ | | | | (60 dates) | |
| 8/10 | 112 | at CWS | L | 3-4 | 60-52 | 2 | -5% | TEX | 5½ | Myers | Neshek | 25,041 | 1,620,019 | |
| 8/11 | 113 | at CWS | W | 9-7 | 61-52 | 2 | -5% | TEX | 5½ | Cook | Thornton | Balfour | 26,686 | 1,646,705 |
| 8/12 | 114 | at CWS | L | 3-7 | 61-53 | 2 | -6% | TEX | 6½ | Sale | Colón | 25,106 | 1,671,811 | |
| 8/13 | | OFF DAY | | | | 2 | -6 | TEX | 6 | | | | (61 dates) | |
| 8/14 | 115 | at KC | L | 0-5 | 61-54 | 2 | -6 | TEX | 6 | Guthrie | Parker | 16,107 | 1,687,918 | |
| 8/15 | 116 | at KC | L | 2-3 | 61-55 | 2 | -6 | TEX | 6 | Smith | McCarthy | Holland | 15,591 | 1,703,509 |
| 8/16 | 117 | at KC | W | 3-0 | 62-55 | 2 | -6 | TEX | 6 | Straily | Hochevar | Balfour | 14,345 | 1,717,854 |
| 8/17 | 118 | CLE | W | 6-4 | 63-55 | 2 | -5 | TEX | 5 | Norberto | Smith | Balfour | 13,967 | 1,252,895 |
| 8/18 | 119 | CLE | W | 8-5 | 64-55 | 2 | -5 | TEX | 5 | Colón | Kluber | Balfour | 30,132 | 1,283,027 |
| 8/19 | 120 | CLE | W | 7-0 | 65-55 | 2 | -5 | TEX | 5 | Parker | Masterson | 20,130 | 1,303,157 | |
| 8/20 | 121 | MIN | L | 2-7 | 65-56 | 2 | -6 | TEX | 6 | Duensing | McCarthy | 10,274 | 1,313,431 | |
| 8/21 | 122 | MIN | W | 4-1 | 66-56 | 2 | -5 | TEX | 5 | Anderson | De Vries | Balfour | 13,116 | 1,326,547 |
| 8/22 | 123 | MIN | W | 5-1 | 67-56 | 2 | -5 | TEX | 5 | Milone | Hendriks | 16,657 | 1,343,204 | |
| 8/23 | 124 | at TB | L | 0-5 | 67-57 | 2 | -6 | TEX | 6 | COBB | Ross | 11,613 | 1,729,467 | |
| 8/24 | 125 | at TB | W | 5-4 | 68-57 | 2 | -6 | TEX | 6 | Cook | Peralta | Balfour | 18,913 | 1,748,380 |
| 8/25 | 126 | at TB | W | 4-2 | 69-57 | 2 | -6 | TEX | 6 | McCarthy | Hellickson | Balfour | 18,187 | 1,766,567 |
| 8/26 | | OFF DAY | | | | 2 | -5% | TEX | -5½ | | | | (66 dates) | |
| 8/27 | 127 | at CLE | W | 3-0 | 70-57 | 2 | -5% | TEX | -5½ | Anderson | Hernandez | Balfour | 13,018 | 1,779,585 |
| 8/28 | 128 | at CLE | W | 7-0 | 71-57 | 2 | -5% | TEX | -5½ | Milone | McAllister | 13,413 | 1,792,998 | |
| 8/29 | 129 | at CLE | W | 8-4 | 72-57 | 2 | -4% | TEX | -4½ | Blackley | Kluber | Cook | 14,412 | 1,807,410 |
| 8/30 | 130 | at CLE | W | 12-7 | 73-57 | 2 | -4 | TEX | 4 | Parker | Masterson | 14,500 | 1,821,910 | |
| | | | | | | | | | | | | | (64 dates) | |

| DATE | G | OPP | W-L | SCORE | REC | POS | GA/GB | LEADER AND LEAD | WINNER | LOSER | SAVE | ATT. | CUM. ATT. |
|-------------------|-----|---------|-----|-----------|-------|-----|-------|-----------------|--------|-----------|-----------|---------|-----------|
| 8/31 | 131 | BOS | W | 20-2 | 74-57 | 2 | -4 | TEX | 4 | McCarthy | Cook | 20,121 | 1,363,325 |
| 9/1 | 132 | BOS | W | 7-1 | 75-57 | 2 | -3 | TEX | 3 | Griffin | Doubront | 20,315 | 1,383,640 |
| 9/2 | 133 | BOS | W | 6-2 | 76-57 | 2 | -3 | TEX | 3 | Anderson | Matsuzaka | 25,314 | 1,408,954 |
| 9/3 | 134 | LAA | L | 3-8 | 76-58 | 2 | -4 | TEX | 4 | Wilson | Milone | 20,180 | 1,429,134 |
| 9/4 | 135 | LAA | L | 1-6 | 76-59 | 2 | -4 | TEX | 4 | Greinke | Parker | 11,688 | 1,440,822 |
| 9/5 | 136 | LAA | L | 1-7 | 76-60 | 2 | -5 | TEX | 5 | Haren | McCarthy | 15,404 | 1,456,226 |
| (72 dates) | | | | | | | | | | | | | |
| 9/6 | | OFF DAY | | | | 2 | -5½ | TEX | 5½ | | | | |
| 9/7 | 137 | at SEA | W | 6-1 | 77-60 | 2 | -4½ | TEX | 4½ | Griffin | Hernandez | 17,128 | 1,839,038 |
| 9/8 | 138 | at SEA | W | 6-1 | 78-60 | 2 | -4½ | TEX | 4½ | Anderson | Iwakuma | 23,177 | 1,862,215 |
| 9/9 | 139 | at SEA | W | 4-2 | 79-60 | 2 | -3½ | TEX | 3½ | Milone | Vargas | 14,403 | 1,876,618 |
| 9/10 | 140 | at LAA | W | 3-1 | 80-60 | 2 | -3 | TEX | 3 | Parker | Haren | 36,064 | 1,912,682 |
| 9/11 | 141 | at LAA | W | 6-5 | 81-60 | 2 | -3 | TEX | 3 | Straily | Williams | 37,794 | 1,950,476 |
| 9/12 | 142 | at LAA | W | 4-1 | 82-60 | 2 | -3 | TEX | 3 | Griffin | Santana | 38,097 | 1,988,573 |
| 9/13 | 143 | at LAA | L | 0-6 | 82-61 | 2 | -3 | TEX | 3 | Weaver | Anderson | 38,029 | 2,026,602 |
| (71 dates) | | | | | | | | | | | | | |
| 9/14 | 144 | BAL | W | 3-2 | 83-61 | 2 | -3 | TEX | 3 | Milone | Saunders | 35,067* | 1,491,293 |
| 9/15 | 145 | BAL | W | 5-2 | 84-61 | 2 | -2 | TEX | 2 | Parker | Britton | 20,342 | 1,511,635 |
| 9/16 | 146 | BAL | L | 5-9 | 84-62 | 2 | -3 | TEX | 3 | Matusz | Straily | 20,539 | 1,532,174 |
| (75 dates) | | | | | | | | | | | | | |
| 9/17 | | OFF DAY | | | | 2 | -3 | TEX | 3 | | | | |
| 9/18 | 147 | at DET | L | 2-12 | 84-63 | 2 | -3 | TEX | 3 | Downs | Griffin | 31,243 | 2,057,845 |
| 9/19 | 148 | at DET | L | 2-6 | 84-64 | 2 | -4 | TEX | 4 | Verlander | Anderson | 29,734 | 2,087,579 |
| 9/20 | 149 | at DET | W | 12-4 | 85-64 | 2 | -4 | TEX | 4 | Neshek | Sanchez | 34,635 | 2,122,214 |
| 9/21 | 150 | at NYY | L | 1-2 (10) | 85-65 | 2 | -4 | TEX | 4 | Robertson | Doolittle | 40,759 | 2,162,973 |
| 9/22 | 151 | at NYY | L | 9-10 (14) | 85-66 | 2 | -4 | TEX | 4 | Wade | Ross | 44,026 | 2,206,999 |
| 9/23 | 152 | at NYY | W | 5-4 | 86-66 | 2 | -4 | TEX | 4 | Blevins | Kuroda | 43,867 | 2,250,866 |
| 9/24 | 153 | at TEX | L | 4-5 | 86-67 | 2 | -5 | TEX | 5 | Nathan | Ross | 43,044 | 2,293,930 |
| 9/25 | 154 | at TEX | W | 3-2 (10) | 87-67 | 2 | -4 | TEX | 4 | Scribner | Lowe | 43,874 | 2,337,804 |
| 9/26 | 155 | at TEX | W | 9-3 | 88-67 | 2 | -3 | TEX | 3 | Parker | Perez | 46,689 | 2,384,493 |
| 9/27 | 156 | at TEX | L | 7-9 | 88-68 | 2 | -4 | TEX | 4 | Harrison | Blackley | 43,796 | 2,428,289 |
| (81 dates) | | | | | | | | | | | | | |
| 9/28 | 157 | SEA | W | 8-2 | 89-68 | 2 | -3 | TEX | 3 | Griffin | Beavan | 16,376 | 1,548,550 |
| 9/29 | 158 | SEA | W | 7-4 (10) | 90-68 | 2 | -2½ | TEX | 2½ | Balfour | Perez | 21,517 | 1,570,067 |
| 9/30 | 159 | SEA | W | 5-2 | 91-68 | 2 | -2 | TEX | 2 | Doolittle | Kelley | 21,057 | 1,591,124 |
| 10/1 | 160 | TEX | W | 4-3 | 92-68 | 2 | -1 | TEX | 1 | Parker | Perez | 21,162 | 1,612,286 |
| 10/2 | 161 | TEX | W | 3-1 | 93-68 | t1 | -- | OAK/TEX | -- | Blackley | Harrison | 30,660 | 1,642,946 |
| 10/3 | 162 | TEX | W | 12-5 | 94-68 | 1 | +1 | OAK | 1 | Scribner | Holland | 36,067* | 1,679,013 |
| (81 dates) | | | | | | | | | | | | | |

REVIEW

A'S DISABLED LIST, 2012

| PLAYER | INJURY | DATES | GAMES MISSED | A's RECORD |
|------------|--------------------------------|---------------------------|--------------|------------|
| Anderson | Left UCL surgery | March 13-August 19 | 120 | 66-55 |
| Barton | Right shoulder strain | March 24-April 8 | 4 | 1-3 |
| Braden | Left shoulder surgery recovery | March 24-end of season | 162 | 94-68 |
| Carignan | Sprained right UCL | June 6-end of season | 106 | 70-36 |
| Céspedes | Strained muscle, left hand | May 7-31 | 22 | 7-15 |
| Colón | Strained right oblique | June 18-July 2 | 14 | 8-6 |
| Cowgill | Sprained left ankle | June 23-July 16 | 18 | 12-6 |
| Crisp | Inner ear infection | May 3-20 | 16 | 8-8 |
| Devine | Right UCL surgery | March 24-end of season | 162 | 94-68 |
| Griffin | Strained right shoulder | August 5-31 | 24 | 16-8 |
| Inge | Strained right groin | May 13-27 | 14 | 4-10 |
| Inge | Right shoulder sprain | August 12-31 | 18 | 13-5 |
| Inge | Right shoulder strain | September 6-end of season | 26 | 18-8 |
| McCarthy | Right shoulder strain | May 18-June 1 | 13 | 2-11 |
| McCarthy | Right shoulder strain | June 20-August 9 | 43 | 28-15 |
| Norberto | Left shoulder strain | May 31-June 20 | 18 | 11-7 |
| Norberto | Left shoulder tendinitis | August 18-end of season | 44 | 31-13 |
| Pennington | Left elbow tendinitis | July 20-August 6 | 17 | 10-7 |
| Sizemore | Left ACL tear | March 3-end of season | 162 | 94-68 |
| Smith | Strained left hamstring | August 3-20 | 16 | 8-8 |
| Sogard | Strained back | August 7-end of season | 53 | 36-17 |

WILD CARD DAY-BY-DAY

| DATE | POS | GB | WC1 | WC2 | DATE | POS | GB | WC1 | WC2 | DATE | POS | GB | WC1 | WC2 |
|--------|-----|-----|-------------|-------------|------|-----|-----|--------------|-------------|------|-----|-----|----------------|----------|
| 7/9-12 | 16 | -2½ | LAA | BAL | 8/11 | t1 | +½ | OAK/TB | -- | 9/10 | 1 | +3 | OAK | BAL |
| 7/13 | 16 | -1½ | LAA | BAL/CLE | 8/12 | 3 | -½ | TB | BAL | 9/11 | 1 | +4 | OAK | BALorNYY |
| 7/14 | t5 | -1½ | LAA | BAL | 8/13 | 3 | -½ | TB | BAL | 9/12 | 1 | +5 | OAK | BALorNYY |
| 7/15 | t3 | -½ | LAA | BAL | 8/14 | t3 | -1½ | TB/BAL | | 9/13 | 1 | +4½ | OAK | BALorNYY |
| 7/16 | t3 | -½ | LAA | DET | 8/15 | t4 | -1½ | BAL | TB | 9/14 | 1 | +4½ | OAK | BALorNYY |
| 7/17 | t4 | -½ | LAA | DET/TB | 8/16 | 4 | -1½ | BAL./TB | | 9/15 | 1 | +5½ | OAK | BAL |
| 7/18 | t3 | -½ | LAA | DET | 8/17 | 4 | -½ | TB | BAL/DET | 9/16 | 1 | +4½ | OAK | BAL |
| 7/19 | t3 | -½ | LAA | DET | 8/18 | 3 | -½ | TB | BAL | 9/17 | 1 | +4½ | OAK | BAL |
| 7/20 | t3 | -½ | LAA | DET | 8/19 | 3 | -½ | TB | BAL | 9/18 | 1 | +3½ | OAK | BALorNYY |
| 7/21 | t2 | -- | LAA | OAK/BAL/CHI | 8/20 | 3 | -½ | TB | BAL | 9/19 | 2 | +3½ | BAL | OAK |
| 7/22 | t2 | -- | LAA | OAK/BAL | 8/21 | 3 | -½ | TB | BAL | 9/20 | t1 | +4½ | OAK/BAL | -- |
| 7/23 | 2 | +½ | LAA | OAK | 8/22 | 2 | +½ | TB | OAK | 9/21 | 2 | +3½ | BAL | OAK |
| 7/24 | t1 | +½ | OAK/LAA | -- | 8/23 | t2 | -- | TB | OAK/BAL/DET | 9/22 | 2 | +2½ | BAL | OAK |
| 7/25 | t1 | +½ | OAK/LAA | -- | 8/24 | t2 | -- | TB | OAK/BAL | 9/23 | 2 | +2½ | BAL | OAK |
| 7/26 | 2 | +½ | LAA | OAK | 8/25 | t2 | -- | TB | OAK/BAL | 9/24 | 2 | +2 | BAL | OAK |
| 7/27 | 2 | +1½ | LAA | OAK | 8/26 | t2 | -- | TB | OAK/BAL | 9/25 | 2 | +2 | BAL | OAK |
| 7/28 | 1 | +2½ | OAK | LAA | 8/27 | t1 | +½ | OAK/BAL | | 9/26 | 2 | +2 | BAL | OAK |
| 7/29 | 1 | +1½ | OAK | LAA | 8/28 | t1 | +1½ | OAK/BAL | | 9/27 | 2 | +2 | BAL | OAK |
| 7/30 | 1 | +2½ | OAK | LAA | 8/29 | 1 | +1½ | OAK | BAL | 9/28 | 2 | +2 | BAL | OAK |
| 7/31 | 2 | +1½ | LAA | OAK | 8/30 | 1 | +2½ | OAK | BAL | 9/29 | 2 | +2½ | BALorNYY | OAK |
| 8/1 | 2 | +1½ | LAA | OAK | 8/31 | 1 | +3½ | OAK | BAL | 9/30 | 2 | +3 | BALorNYY | OAK |
| 8/2 | 1 | +2 | OAK | LAA | 9/1 | 1 | +3½ | OAK | BAL | 10/1 | t1 | +3 | OAK/BAL | -- |
| 8/3 | 1 | +2 | OAK | LAA | 9/2 | 1 | +3½ | OAK | BAL | 10/2 | t1 | +4 | OAKorTEX/BAL-- | |
| 8/4 | 1 | +1 | OAK | LAA | 9/3 | 1 | +2½ | OAK | BAL | 10/3 | -- | -- | TEX/BAL | |
| 8/5 | t1 | +½ | OAK/DET | -- | 9/4 | t1 | +1½ | OAK/BALorNYY | -- | | | | | |
| 8/6 | t3 | -½ | DET | LAA | 9/5 | t1 | +1½ | OAK/BAL | -- | | | | | |
| 8/7 | t2 | -- | DET | OAK/BAL | 9/6 | 2 | +1½ | OAK/BALorNYY | -- | | | | | |
| 8/8 | t1 | -- | OAK/BAL/DET | -- | 9/7 | 1 | +1½ | OAK | BAL | | | | | |
| 8/9 | 1 | +½ | OAK | BAL/DET | 9/8 | 1 | +2½ | OAK | BALorNYY | | | | | |
| 8/10 | t3 | -½ | BAL/DET | -- | 9/9 | 1 | +2½ | OAK | BAL | | | | | |

POS indicates A's rank among all non-division leaders. GB indicates A's games behind second wild card team or games ahead of third best non-division leader.

MISCELLANEOUS STATS

Multiple Hit Games

| PLAYER | 2 | 3 | 4 | 5 | TOT |
|------------|----|----|---|---|-----|
| Barton | 3 | 1 | 0 | 0 | 4 |
| Carter | 9 | 2 | 0 | 0 | 11 |
| Céspedes | 28 | 8 | 2 | 0 | 38 |
| Cowgill | 4 | 2 | 0 | 0 | 6 |
| Crisp | 24 | 11 | 1 | 0 | 36 |
| Donaldson | 14 | 2 | 1 | 0 | 17 |
| Drew | 5 | 1 | 2 | 0 | 8 |
| Gomes | 14 | 4 | 0 | 0 | 18 |
| Hicks | 1 | 0 | 0 | 0 | 1 |
| Inge | 11 | 2 | 0 | 0 | 13 |
| Ka'aihue | 7 | 1 | 0 | 0 | 8 |
| Kottaras | 3 | 1 | 0 | 0 | 4 |
| Moss | 7 | 6 | 1 | 0 | 14 |
| Norris | 8 | 0 | 0 | 0 | 8 |
| Pennington | 19 | 4 | 1 | 0 | 24 |
| Recker | 1 | 0 | 0 | 0 | 1 |
| Reddick | 31 | 9 | 1 | 0 | 41 |
| Rosales | 4 | 0 | 0 | 0 | 4 |
| Smith | 16 | 3 | 1 | 0 | 20 |
| Sogard | 3 | 0 | 0 | 0 | 3 |
| Suzuki | 9 | 3 | 0 | 0 | 12 |
| Taylor | 1 | 0 | 0 | 0 | 1 |
| Weeks | 26 | 2 | 0 | 0 | 28 |

Multiple RBI Games

| PLAYER | 2 | 3 | 4 | 5 | 6 | TOT |
|------------|----|---|---|---|---|-----|
| Barton | 1 | 0 | 0 | 0 | 0 | 1 |
| Carter | 8 | 3 | 0 | 0 | 0 | 11 |
| Céspedes | 13 | 9 | 0 | 0 | 0 | 22 |
| Cowgill | 3 | 0 | 0 | 0 | 0 | 3 |
| Crisp | 7 | 0 | 1 | 1 | 0 | 9 |
| Donaldson | 5 | 2 | 0 | 1 | 0 | 8 |
| Drew | 4 | 0 | 0 | 0 | 0 | 4 |
| Gomes | 9 | 2 | 0 | 1 | 0 | 12 |
| Hicks | 2 | 0 | 0 | 0 | 0 | 2 |
| Inge | 5 | 1 | 5 | 0 | 0 | 11 |
| Ka'aihue | 2 | 0 | 0 | 0 | 0 | 2 |
| Kottaras | 3 | 2 | 0 | 1 | 0 | 6 |
| Milone | 1 | 0 | 0 | 0 | 0 | 1 |
| Moss | 4 | 5 | 1 | 1 | 0 | 11 |
| Norris | 5 | 3 | 0 | 0 | 0 | 8 |
| Pennington | 4 | 1 | 0 | 0 | 0 | 5 |
| Reddick | 12 | 5 | 1 | 1 | 0 | 19 |
| Rosales | 2 | 0 | 0 | 0 | 0 | 2 |
| Smith | 9 | 0 | 1 | 1 | 0 | 11 |
| Sogard | 1 | 1 | 0 | 0 | 0 | 2 |
| Suzuki | 2 | 0 | 0 | 0 | 0 | 2 |
| Weeks | 2 | 0 | 0 | 0 | 0 | 2 |

Game Tying/Go Ahead RBI

| PLAYER | GT | GA | TOT |
|------------|----|----|-----|
| Barton | 0 | 1 | 1 |
| Carter | 4 | 3 | 7 |
| Céspedes | 5 | 21 | 26 |
| Cowgill | 2 | 3 | 5 |
| Crisp | 5 | 10 | 15 |
| Donaldson | 4 | 7 | 11 |
| Drew | 0 | 2 | 2 |
| Gomes | 5 | 14 | 19 |
| Hicks | 1 | 1 | 2 |
| Inge | 2 | 11 | 13 |
| Ka'aihue | 2 | 3 | 5 |
| Kottaras | 1 | 4 | 5 |
| Moss | 6 | 12 | 18 |
| Norris | 6 | 6 | 12 |
| Pennington | 3 | 3 | 6 |
| Reddick | 9 | 19 | 28 |
| Rosales | 0 | 1 | 1 |
| Smith | 6 | 13 | 19 |
| Sogard | 1 | 1 | 2 |
| Suzuki | 3 | 4 | 7 |
| Weeks | 1 | 5 | 6 |

CLUB STATISTICS

| AL West | Home | | Road | | Totals | |
|------------------------|-----------|-----------|-----------|-----------|-----------|-----------|
| | W | L | W | L | W | L |
| vs. Los Angeles | 3 | 6 | 7 | 3 | 10 | 9 |
| vs. Seattle | 6 | 4 | 6 | 3 | 12 | 7 |
| vs. Texas | 7 | 2 | 4 | 6 | 11 | 8 |
| Totals vs. West | 16 | 12 | 17 | 12 | 33 | 24 |

| AL Central | W | L | W | L | W | L |
|---------------------------|---------------|----------|-----------|-----------|-----------|-----------|
| | vs. Cleveland | 4 | 2 | 4 | 0 | 8 |
| vs. Chicago | 2 | 1 | 1 | 2 | 3 | 3 |
| vs. Detroit | 2 | 2 | 1 | 2 | 3 | 4 |
| vs. Kansas City | 2 | 1 | 2 | 4 | 4 | 5 |
| vs. Minnesota | 2 | 1 | 3 | 3 | 5 | 4 |
| Totals vs. Central | 12 | 7 | 11 | 11 | 23 | 18 |

| AL East | W | L | W | L | W | L |
|------------------------|---------------|-----------|-----------|-----------|-----------|-----------|
| | vs. Baltimore | 2 | 1 | 3 | 3 | 5 |
| vs. Boston | 6 | 0 | 2 | 1 | 8 | 1 |
| vs. New York | 4 | 3 | 1 | 2 | 5 | 5 |
| vs. Tampa Bay | 1 | 2 | 4 | 2 | 5 | 4 |
| vs. Toronto | 3 | 3 | 2 | 1 | 5 | 4 |
| Totals vs. East | 16 | 9 | 12 | 9 | 28 | 18 |
| Totals vs. AL | 44 | 28 | 40 | 32 | 84 | 60 |

| National League | W | L | W | L | W | L |
|-----------------------|-----------|-----------|-----------|-----------|-----------|-----------|
| vs. Arizona | 0 | 0 | 0 | 3 | 0 | 3 |
| vs. Colorado | 0 | 0 | 3 | 0 | 3 | 0 |
| vs. Los Angeles | 3 | 0 | 0 | 0 | 3 | 0 |
| vs. San Diego | 2 | 1 | 0 | 0 | 2 | 1 |
| vs. San Francisco | 1 | 2 | 1 | 2 | 2 | 4 |
| Totals vs. NL | 6 | 3 | 4 | 5 | 10 | 8 |
| Overall Totals | 50 | 31 | 44 | 37 | 94 | 68 |

| | Home | | Road | | Totals | |
|-------------------|------|----|------|----|--------|----|
| | W | L | W | L | W | L |
| Shutouts | 5 | 6 | 8 | 10 | 13 | 16 |
| Sho-Individual | 0 | 3 | 0 | 1 | 0 | 4 |
| Extra Innings | 8 | 3 | 3 | 2 | 11 | 5 |
| One-Run Decisions | 17 | 6 | 8 | 12 | 25 | 18 |
| Two-Run Decisions | 7 | 5 | 10 | 5 | 17 | 10 |
| vs. LH Starters | 16 | 13 | 14 | 16 | 30 | 29 |
| vs. RH Starters | 34 | 18 | 30 | 21 | 64 | 39 |
| Grass Fields | 49 | 30 | 38 | 34 | 87 | 64 |
| Artificial Fields | 1 | 1 | 6 | 3 | 7 | 4 |
| Day Game | 18 | 13 | 12 | 14 | 30 | 27 |
| Night Games | 32 | 18 | 32 | 23 | 64 | 41 |

| | Oak | Opp. |
|------------------|--------------|------|
| | Double Plays | 135 |
| Triples Plays | 1 | 0 |
| Left On Base | 1095 | 1107 |
| Grand Slam HR | 4 | 4 |
| Home Runs - Home | 92 | 66 |
| Home Runs - Road | 103 | 81 |

HIGHS AND LOWS

TEAM BATTING

| | |
|------------------------------------|---|
| Most Runs, Game, A's |20, August 31 vs. Boston |
| Most Runs, Game, Opponents |12, September 18 at Detroit |
| Most Runs, Inning, A's |9, August 31 vs. Boston (7th) |
| Most Runs, Inning, Opponents |8, May 10 vs. Detroit (3rd) |
| Most Hits, Game, A's |19, August 31 vs. Boston |
| Most Hits, Game, Opponents |17, May 10 vs. Detroit and September 22 at New York |
| Most Hits, Inning, A's |8, June 4 vs. Texas (2nd) and June 8 at Arizona (2nd) |
| Most Hits, Inning, Opponents |8, May 10 vs. Detroit (3rd) |
| Most Home Runs, Game, A's |5, August 31 vs. Boston and September 27 at Texas |
| Most Home Runs, Game, Opponents |5, August 8 vs. Los Angeles |
| Most Doubles, Game, A's |7, August 29 at Cleveland |
| Most Doubles, Game, Opponents |6, April 25 vs. Chicago |
| Most Triples, Game, A's |2, June 2 at Kansas City, July 20 vs. New York and September 26 at Texas |
| Most Triples, Game, Opponents |2, April 7 vs. Seattle |
| Most Stolen Bases, Game, A's |4, April 22 vs. Cleveland, May 1 at Boston and September 1 vs. Boston |
| Most Stolen Bases, Game, Opponents |4 (four times), last: August 6 vs. Los Angeles |

TEAM PITCHING

| | |
|--------------------------------|--|
| Most Strikeouts, A's |16, August 3 vs. Toronto |
| Most Strikeouts, Opponents |21, July 30 vs. Tampa Bay |
| Most Walks, A's |9 (five times), last: September 22 at New York |
| Most Walks, Opponents |10, June 19 vs. Los Angeles (NL) and July 30 vs. Tampa Bay |
| Fewest Hits Allowed, A's |2, June 19 vs. Los Angeles (NL) and August 27 at Cleveland |
| Fewest Hits Allowed, Opponents |1, April 10 vs. Kansas City, May 19 at San Francisco and May 22 vs. Los Angeles |

TEAM MISCELLANEOUS

| | |
|--------------------------------------|---|
| Longest Winning Streak | 9, August 24 to September 2 |
| Longest Losing Streak | 9, May 22 to June 1 |
| Longest Game, Innings | 15, July 30 vs. Tampa Bay and August 3 vs. Toronto |
| Longest Game, Time, Nine Innings | 4:15, June 23 vs. San Francisco |
| Longest Game, Time, Extra Innings | 5:43, September 22 at New York (14) |
| Shortest Game, Time | 2:04, June 6 vs. Texas |
| Largest Margin, Victory | 18, August 31 vs. Boston (20-2) |
| Largest Margin, Loss | 10, September 18 at Detroit (2-12) |
| Most Left on Base, Nine Inning Game | 14, July 20 vs. New York |
| Most Left on Base, Extra Inning Game | 16, July 30 vs. Tampa Bay (15) |
| Fewest Left on Base, Game | 1, May 19 at San Francisco, June 25 at Seattle and June 27 at Seattle |
| Most Errors, Game | 4, June 23 vs. San Francisco and August 22 vs. Minnesota |
| Largest Comeback in Win | 4 (seven times), last: October 3 vs. Texas |
| Largest Lead Surrendered in Loss | 6, June 8 at Arizona |

INDIVIDUAL BATTING

| | |
|---------------------------|--|
| Most Runs, Game | 4, Josh Reddick, May 11 vs. Detroit and Brandon Moss, August 31 vs. Boston |
| Most Hits, Game | 4 (10 times), last: Coco Crisp, September 29 vs. Seattle |
| Most Doubles, Game | 2 (17 times), last: Brandon Moss, September 26 at Texas |
| Most Triples, Game | 1 (32 times), last: Yoenis Céspedes, September 30 vs. Seattle |
| Most Home Runs, Game | 2 (five times), last: Josh Reddick, September 27 at Texas |
| Most Runs Batted In, Game | 5 (seven times), last: Brandon Moss, September 29 vs. Seattle |
| Most Walks, Game | 3 (10 times), last: Derek Norris, September 5 vs. Los Angeles |
| Most Strikeouts, Game | 4 (seven times), last: Josh Reddick, September 21 at New York |
| Most Stolen Bases, Game | 3, Coco Crisp, June 19 vs. Los Angeles (NL) |
| Longest Hitting Streak | 13, Brandon Inge, July 20 to August 3 |

INDIVIDUAL PITCHING

| | |
|------------------------------------|--|
| Most Strikeouts, Game | 10, McCarthy, May 12 vs. Detroit; Milone, July 20 vs. New York; Milone, Sept. 9 at Seattle |
| Most Walks, Game | 5 (five times), last: Dan Straily, September 16 vs. Baltimore |
| Most Innings, Game, Starter | 9.0, Tommy Milone, June 20 vs. Los Angeles (NL) |
| Most Innings, Game, Reliever | 5.2, Travis Blackley, August 20 vs. Minnesota |
| Low Hit Complete Game | 3, Tommy Milone, June 20 vs. Los Angeles (NL) |
| Most Consecutive Scoreless Innings | 23.0, Ryan Cook, March 28 to May 27 |
| Most Consecutive Batters Retired | 26, Grant Balfour, September 22 to present |

DESIGNATED HITTING STATISTICS

| BATTER | AVG | G | AB | R | H | TB | 2B | 3B | HR | RBI | SH | SF | HP | BB | IBB | SO | SB | CS | DP | SLG | OBP |
|---------------|-------------|----|------------|-----------|------------|------------|-----------|----------|-----------|-----------|----------|----------|----------|-----------|----------|------------|----------|----------|----------|-------------|-------------|
| Carter,C | .300 | 9 | 30 | 7 | 9 | 20 | 2 | 0 | 3 | 6 | 0 | 1 | 0 | 6 | 0 | 11 | 0 | 0 | 0 | .667 | .405 |
| Céspedes,Y | .320 | 26 | 103 | 17 | 33 | 61 | 7 | 0 | 7 | 20 | 0 | 1 | 0 | 8 | 1 | 18 | 3 | 0 | 1 | .592 | .366 |
| Crisp,C | .333 | 3 | 9 | 0 | 3 | 3 | 0 | 0 | 0 | 1 | 0 | 0 | 0 | 2 | 0 | 1 | 1 | 0 | 0 | .333 | .455 |
| Gomes,J | .239 | 53 | 155 | 22 | 37 | 66 | 2 | 0 | 9 | 22 | 0 | 0 | 6 | 31 | 1 | 64 | 2 | 1 | 2 | .426 | .385 |
| Kaaihue,K | .231 | 12 | 52 | 5 | 12 | 20 | 5 | 0 | 1 | 6 | 0 | 0 | 0 | 1 | 0 | 16 | 0 | 0 | 2 | .385 | .245 |
| Moss,B | .250 | 3 | 8 | 1 | 2 | 5 | 0 | 0 | 1 | 2 | 0 | 0 | 0 | 1 | 0 | 5 | 0 | 0 | 0 | .625 | .333 |
| Norris,D | .429 | 2 | 7 | 0 | 3 | 4 | 1 | 0 | 0 | 1 | 0 | 0 | 0 | 1 | 0 | 1 | 0 | 0 | 0 | .571 | .500 |
| Recker,A | .250 | 1 | 4 | 0 | 1 | 1 | 0 | 0 | 0 | 0 | 0 | 0 | 0 | 0 | 0 | 3 | 0 | 0 | 0 | .250 | .250 |
| Reddick,J | .205 | 12 | 44 | 7 | 9 | 16 | 2 | 1 | 1 | 6 | 1 | 0 | 0 | 5 | 1 | 13 | 1 | 0 | 0 | .364 | .286 |
| Smith,S | .236 | 50 | 161 | 22 | 38 | 55 | 9 | 1 | 2 | 19 | 0 | 2 | 3 | 16 | 2 | 41 | 0 | 1 | 1 | .342 | .313 |
| Weeks,J | .000 | 2 | 1 | 0 | 0 | 0 | 0 | 0 | 0 | 0 | 0 | 0 | 0 | 0 | 0 | 0 | 0 | 0 | 0 | .000 | .000 |
| TOTALS | .256 | | 574 | 81 | 147 | 251 | 28 | 2 | 24 | 83 | 1 | 4 | 9 | 71 | 5 | 173 | 7 | 2 | 6 | .437 | .345 |

PINCH HITTING STATISTICS

| BATTER | AVG | G | AB | R | H | TB | 2B | 3B | HR | RBI | SH | SF | HP | BB | IBB | SO | SB | CS | DP | SLG | OBP |
|---------------|-------------|-----------|-----------|-----------|-----------|-----------|----------|----------|----------|-----------|----------|----------|----------|-----------|----------|-----------|----------|----------|----------|-------------|-------------|
| Barton,D | .400 | 5 | 5 | 0 | 2 | 3 | 1 | 0 | 0 | 0 | 0 | 0 | 0 | 0 | 0 | 1 | 0 | 0 | 0 | .600 | .400 |
| Carter,C | .250 | 7 | 4 | 2 | 1 | 4 | 0 | 0 | 1 | 4 | 0 | 1 | 0 | 2 | 0 | 2 | 0 | 0 | 1 | 1.000 | .429 |
| Cowgill,C | .000 | 2 | 2 | 0 | 0 | 0 | 0 | 0 | 0 | 0 | 0 | 0 | 0 | 0 | 0 | 1 | 0 | 0 | 0 | .000 | .000 |
| Crisp,C | .250 | 6 | 4 | 0 | 1 | 1 | 0 | 0 | 0 | 0 | 0 | 0 | 0 | 2 | 0 | 0 | 1 | 0 | 0 | .250 | .500 |
| Gomes,J | .167 | 18 | 12 | 1 | 2 | 5 | 0 | 0 | 1 | 3 | 0 | 1 | 1 | 4 | 1 | 6 | 0 | 0 | 0 | .417 | .389 |
| Hicks,B | .667 | 3 | 3 | 1 | 2 | 4 | 2 | 0 | 0 | 0 | 0 | 0 | 0 | 0 | 0 | 0 | 0 | 0 | 0 | 1.333 | .667 |
| Kaaihue,K | .000 | 6 | 5 | 0 | 0 | 0 | 0 | 0 | 0 | 0 | 0 | 0 | 0 | 0 | 0 | 1 | 0 | 0 | 1 | .000 | .000 |
| Kottaras,G | .000 | 1 | 1 | 0 | 0 | 0 | 0 | 0 | 0 | 0 | 0 | 0 | 0 | 0 | 0 | 1 | 0 | 0 | 0 | .000 | .000 |
| Moss,B | .500 | 15 | 10 | 3 | 5 | 8 | 0 | 0 | 1 | 4 | 0 | 1 | 0 | 4 | 0 | 2 | 0 | 0 | 0 | .800 | .600 |
| Norris,D | .000 | 4 | 4 | 0 | 0 | 0 | 0 | 0 | 0 | 0 | 0 | 0 | 0 | 0 | 0 | 3 | 0 | 0 | 0 | .000 | .000 |
| Pennington,C | .333 | 6 | 6 | 0 | 2 | 3 | 1 | 0 | 0 | 0 | 0 | 0 | 0 | 0 | 0 | 4 | 0 | 0 | 0 | .500 | .333 |
| Recker,A | 1.000 | 1 | 1 | 1 | 1 | 1 | 0 | 0 | 0 | 0 | 0 | 0 | 0 | 0 | 0 | 0 | 0 | 0 | 0 | 1.000 | 1.000 |
| Reddick,J | .500 | 3 | 2 | 1 | 1 | 1 | 0 | 0 | 0 | 0 | 0 | 0 | 0 | 1 | 1 | 0 | 0 | 0 | 0 | .500 | .667 |
| Rosales,A | .000 | 1 | 1 | 0 | 0 | 0 | 0 | 0 | 0 | 0 | 0 | 0 | 0 | 0 | 0 | 0 | 0 | 0 | 0 | .000 | .000 |
| Smith,S | .200 | 21 | 20 | 3 | 4 | 5 | 1 | 0 | 0 | 5 | 0 | 0 | 0 | 1 | 0 | 8 | 0 | 0 | 0 | .250 | .238 |
| Sogard,E | .333 | 6 | 6 | 0 | 2 | 3 | 1 | 0 | 0 | 0 | 0 | 0 | 0 | 0 | 0 | 1 | 0 | 0 | 0 | .500 | .333 |
| Suzuki,K | 1.000 | 1 | 1 | 1 | 1 | 2 | 1 | 0 | 0 | 1 | 0 | 0 | 0 | 0 | 0 | 0 | 0 | 0 | 0 | 2.000 | 1.000 |
| Taylor,M | .000 | 1 | 1 | 0 | 0 | 0 | 0 | 0 | 0 | 0 | 0 | 0 | 0 | 0 | 0 | 1 | 0 | 0 | 0 | .000 | .000 |
| Weeks,J | .000 | 4 | 4 | 0 | 0 | 0 | 0 | 0 | 0 | 0 | 0 | 0 | 0 | 0 | 0 | 2 | 0 | 0 | 0 | .000 | .000 |
| TOTALS | .261 | 80 | 92 | 13 | 24 | 40 | 7 | 0 | 3 | 17 | 0 | 3 | 1 | 14 | 2 | 33 | 1 | 0 | 2 | .435 | .355 |

REVIEW

BATTING WITH THE BASES LOADED

| PLAYER | AVG | AB | H | 2B | 3B | HR | TOT | | SP | | MOB | BB | IBB | SO | SH | SF | GIDP |
|------------------|-------------|------------|-----------|----------|----------|----------|-----------|-----------|------------|------------|----------|----------|-----------|----------|----------|----------|----------|
| | | | | | | | RBI | RBI | MISP | MISP | | | | | | | |
| Barton,D | .000 | 2 | 0 | 0 | 0 | 0 | 1 | 1 | 6 | 9 | 1 | 0 | 1 | 0 | 0 | 0 | 0 |
| Carter,C | .001 | 2 | 1 | 0 | 0 | 0 | 4 | 4 | 8 | 12 | 1 | 0 | 0 | 0 | 1 | 0 | 0 |
| Cespedes,Y | .000 | 8 | 3 | 1 | 0 | 0 | 10 | 9 | 20 | 30 | 1 | 0 | 2 | 0 | 1 | 0 | 0 |
| Cowgill,C | .001 | 1 | 1 | 0 | 0 | 0 | 2 | 2 | 2 | 3 | 0 | 0 | 0 | 0 | 0 | 0 | 0 |
| Crisp,C | .000 | 7 | 3 | 0 | 1 | 0 | 8 | 7 | 14 | 21 | 0 | 0 | 2 | 0 | 0 | 0 | 0 |
| Donaldson,J | .000 | 8 | 3 | 1 | 0 | 0 | 7 | 6 | 16 | 24 | 0 | 0 | 1 | 0 | 0 | 1 | 0 |
| Drew,S | .001 | 5 | 3 | 0 | 0 | 0 | 4 | 4 | 10 | 15 | 0 | 0 | 2 | 0 | 0 | 0 | 0 |
| Gomes,J | .000 | 4 | 1 | 0 | 0 | 1 | 7 | 5 | 14 | 21 | 1 | 0 | 2 | 0 | 1 | 0 | 0 |
| Hicks,B | .001 | 1 | 1 | 1 | 0 | 0 | 2 | 2 | 2 | 3 | 0 | 0 | 0 | 0 | 0 | 0 | 0 |
| Inge,B | .000 | 12 | 4 | 1 | 0 | 2 | 12 | 8 | 26 | 39 | 1 | 0 | 3 | 0 | 0 | 1 | 0 |
| Kaaihue,K | .000 | 4 | 0 | 0 | 0 | 0 | 0 | 0 | 8 | 12 | 0 | 0 | 0 | 0 | 0 | 0 | 0 |
| Kottaras,G | .001 | 3 | 2 | 1 | 0 | 0 | 5 | 4 | 6 | 9 | 0 | 0 | 1 | 0 | 0 | 0 | 0 |
| Moss,B | .000 | 13 | 2 | 0 | 0 | 0 | 3 | 3 | 26 | 39 | 0 | 0 | 5 | 0 | 0 | 0 | 1 |
| Norris,D | .000 | 9 | 1 | 1 | 0 | 0 | 4 | 4 | 20 | 30 | 1 | 0 | 3 | 0 | 0 | 0 | 0 |
| Pennington,C | .000 | 3 | 0 | 0 | 0 | 0 | 2 | 2 | 10 | 15 | 0 | 0 | 2 | 0 | 2 | 0 | 0 |
| Reddick,J | .000 | 14 | 1 | 0 | 0 | 1 | 6 | 4 | 30 | 45 | 0 | 0 | 3 | 0 | 1 | 3 | 0 |
| Rosales,A | .000 | 1 | 0 | 0 | 0 | 0 | 0 | 0 | 2 | 3 | 0 | 0 | 0 | 0 | 0 | 0 | 0 |
| Smith,S | .001 | 9 | 5 | 3 | 0 | 0 | 13 | 11 | 20 | 30 | 0 | 0 | 1 | 0 | 1 | 0 | 0 |
| Sogard,E | .000 | 2 | 0 | 0 | 0 | 0 | 0 | 0 | 4 | 6 | 0 | 0 | 1 | 0 | 0 | 0 | 0 |
| Suzuki,K | .000 | 6 | 1 | 0 | 0 | 0 | 1 | 1 | 12 | 18 | 0 | 0 | 2 | 0 | 0 | 1 | 0 |
| Taylor,M | .000 | 1 | 0 | 0 | 0 | 0 | 0 | 0 | 2 | 3 | 0 | 0 | 1 | 0 | 0 | 0 | 0 |
| Weeks,J | .000 | 8 | 1 | 0 | 0 | 0 | 3 | 3 | 20 | 30 | 0 | 0 | 2 | 0 | 2 | 0 | 0 |
| ATHLETICS | .000 | 123 | 33 | 9 | 1 | 4 | 94 | 80 | 278 | 417 | 6 | 0 | 34 | 0 | 9 | 7 | 0 |

BATTING WITH RISP

| PLAYER | AVG | AB | H | 2B | 3B | HR | TOT | | SP | | MOB | BB | IBB | SO | SH | SF | GIDP |
|------------------|-------------|-------------|------------|-----------|-----------|-----------|------------|------------|-------------|-------------|------------|-----------|------------|----------|-----------|-----------|------|
| | | | | | | | RBI | RBI | MISP | RBI | | | | | | | |
| Allen,B | .000 | 2 | 0 | 0 | 0 | 0 | 0 | 0 | 2 | 2 | 0 | 0 | 0 | 1 | 0 | 0 | 0 |
| Barton,D | .263 | 19 | 5 | 2 | 0 | 0 | 5 | 5 | 32 | 47 | 8 | 0 | 8 | 0 | 0 | 0 | 0 |
| Blackley,T | .000 | 1 | 0 | 0 | 0 | 0 | 0 | 0 | 1 | 2 | 0 | 0 | 1 | 0 | 0 | 0 | 0 |
| Carter,C | .220 | 50 | 11 | 3 | 0 | 3 | 22 | 16 | 76 | 112 | 16 | 1 | 19 | 0 | 3 | 3 | 3 |
| Cespedes,Y | .345 | 113 | 39 | 2 | 1 | 6 | 54 | 45 | 158 | 213 | 16 | 5 | 20 | 0 | 3 | 1 | 1 |
| Colon,B | .000 | 1 | 0 | 0 | 0 | 0 | 0 | 0 | 1 | 2 | 0 | 0 | 0 | 0 | 0 | 0 | 0 |
| Cowgill,C | .412 | 17 | 7 | 0 | 0 | 1 | 9 | 8 | 23 | 31 | 3 | 0 | 5 | 0 | 1 | 0 | 0 |
| Crisp,C | .367 | 79 | 29 | 6 | 2 | 1 | 33 | 29 | 107 | 142 | 9 | 0 | 9 | 1 | 2 | 1 | 1 |
| Donaldson,J | .296 | 54 | 16 | 4 | 0 | 1 | 19 | 17 | 74 | 103 | 5 | 0 | 13 | 0 | 1 | 2 | 2 |
| Drew,S | .200 | 35 | 7 | 0 | 0 | 0 | 9 | 9 | 56 | 74 | 7 | 1 | 13 | 0 | 2 | 0 | 0 |
| Gomes,J | .311 | 61 | 19 | 2 | 0 | 3 | 27 | 22 | 100 | 137 | 19 | 2 | 21 | 0 | 1 | 0 | 0 |
| Hicks,B | .250 | 8 | 2 | 2 | 0 | 0 | 4 | 4 | 9 | 12 | 0 | 0 | 3 | 0 | 0 | 0 | 0 |
| Hughes,L | .000 | 2 | 0 | 0 | 0 | 0 | 0 | 0 | 2 | 2 | 0 | 0 | 0 | 0 | 0 | 0 | 0 |
| Inge,B | .360 | 75 | 27 | 8 | 0 | 5 | 45 | 34 | 110 | 164 | 11 | 1 | 20 | 0 | 3 | 2 | 2 |
| Kaaihue,K | .233 | 30 | 7 | 1 | 0 | 1 | 8 | 7 | 37 | 54 | 1 | 0 | 8 | 0 | 0 | 2 | 2 |
| Kottaras,G | .368 | 19 | 7 | 1 | 1 | 3 | 15 | 9 | 24 | 33 | 1 | 0 | 6 | 0 | 0 | 0 | 0 |
| Milone,T | 1.000 | 1 | 1 | 0 | 0 | 0 | 2 | 2 | 2 | 2 | 0 | 0 | 0 | 0 | 0 | 0 | 0 |
| Moss,B | .289 | 76 | 22 | 4 | 0 | 5 | 29 | 22 | 107 | 153 | 9 | 2 | 28 | 0 | 2 | 1 | 1 |
| Norris,D | .339 | 56 | 19 | 4 | 1 | 1 | 24 | 22 | 77 | 109 | 5 | 1 | 14 | 0 | 1 | 3 | 3 |
| Parker,J | .000 | 2 | 0 | 0 | 0 | 0 | 0 | 0 | 2 | 3 | 0 | 0 | 1 | 0 | 0 | 0 | 0 |
| Pennington,C | .216 | 88 | 19 | 5 | 0 | 2 | 21 | 19 | 111 | 147 | 8 | 0 | 20 | 2 | 2 | 0 | 0 |
| Recker,A | .000 | 8 | 0 | 0 | 0 | 0 | 0 | 0 | 11 | 16 | 2 | 0 | 3 | 0 | 0 | 0 | 0 |
| Reddick,J | .211 | 161 | 34 | 5 | 3 | 7 | 53 | 39 | 214 | 301 | 21 | 8 | 45 | 0 | 4 | 7 | 7 |
| Rosales,A | .130 | 23 | 3 | 0 | 0 | 0 | 6 | 6 | 32 | 43 | 3 | 1 | 6 | 0 | 1 | 1 | 1 |
| Smith,S | .244 | 90 | 22 | 9 | 1 | 1 | 35 | 30 | 147 | 192 | 26 | 7 | 23 | 0 | 3 | 0 | 0 |
| Sogard,E | .222 | 18 | 4 | 0 | 0 | 2 | 7 | 4 | 25 | 35 | 3 | 0 | 4 | 0 | 0 | 0 | 0 |
| Suzuki,K | .200 | 50 | 10 | 5 | 0 | 0 | 13 | 12 | 65 | 96 | 0 | 0 | 16 | 1 | 2 | 1 | 1 |
| Taylor,M | .000 | 5 | 0 | 0 | 0 | 0 | 0 | 0 | 6 | 9 | 0 | 0 | 5 | 0 | 0 | 0 | 0 |
| Weeks,J | .188 | 85 | 16 | 3 | 2 | 0 | 17 | 17 | 118 | 159 | 13 | 0 | 13 | 2 | 3 | 1 | 1 |
| ATHLETICS | .265 | 1229 | 326 | 66 | 11 | 42 | 457 | 378 | 1729 | 2395 | 186 | 29 | 325 | 6 | 34 | 25 | |

STARTING LINEUPS

STARTS IN THE BATTING ORDER

| PLAYER | 1 | 2 | 3 | 4 | 5 | 6 | 7 | 8 | 9 |
|------------|----|----|-----|-----|----|----|----|----|----|
| Allen | - | - | - | - | - | - | - | 2 | - |
| Barton | - | 1 | - | - | - | 3 | 22 | 6 | 1 |
| Carter | - | - | - | 9 | 43 | 6 | 1 | - | - |
| Céspedes | - | - | 23 | 102 | 1 | 1 | 1 | - | - |
| Cowgill | 3 | 10 | - | - | - | 2 | 1 | 5 | 7 |
| Crisp | 81 | 24 | 2 | - | - | - | 2 | 2 | - |
| Donaldson | - | 2 | - | - | 5 | 35 | 22 | 9 | 1 |
| Drew | 8 | 15 | - | - | - | 2 | 7 | 7 | - |
| Gomes | - | 26 | - | 21 | 15 | 10 | 2 | - | - |
| Hicks | - | 1 | - | - | - | - | - | 12 | 5 |
| Hughes | - | - | - | - | - | - | - | 3 | 1 |
| Inge | - | 1 | - | - | 17 | 32 | 13 | 10 | 1 |
| Ka'aihue | - | - | - | 2 | 11 | 5 | 10 | 4 | 1 |
| Kottaras | - | - | - | - | - | 2 | 6 | 15 | 2 |
| Moss | - | 1 | - | 8 | 19 | 25 | 13 | 2 | - |
| Norris | - | - | - | - | 1 | 4 | 26 | 23 | 1 |
| Pennington | 3 | 25 | - | - | - | 3 | 4 | 11 | 70 |
| Recker | - | - | - | - | - | - | - | 7 | 3 |
| Reddick | - | 2 | 133 | - | 6 | 7 | 4 | - | - |
| Rosales | - | - | - | - | - | - | 2 | 12 | 17 |
| Smith | - | 19 | 4 | 20 | 39 | 11 | 5 | 3 | - |
| Sogard | - | 2 | - | - | - | - | - | 5 | 18 |
| Suzuki | - | - | - | - | 5 | 14 | 21 | 24 | 8 |
| Taylor | - | 2 | - | - | - | - | - | - | 3 |
| Weeks | 67 | 31 | - | - | - | - | - | - | 14 |

BATTING AND PITCHING BREAKDOWN

BATTING

| Total | AVG | G | AB | R | H | HR | RBI |
|---------------|------|-----|------|-----|-----|-----|-----|
| Before ASB | .225 | 86 | 2866 | 319 | 645 | 83 | 302 |
| After ASB | .252 | 76 | 2661 | 394 | 670 | 112 | 374 |
| Home | .235 | 81 | 2703 | 342 | 635 | 92 | 328 |
| Away | .241 | 81 | 2824 | 371 | 680 | 103 | 348 |
| Day | .233 | 57 | 1974 | 253 | 459 | 77 | 238 |
| Night | .241 | 105 | 3553 | 460 | 856 | 118 | 438 |
| vs. Left | .236 | -- | 1844 | -- | 436 | 62 | 218 |
| vs. Right | .239 | -- | 3683 | -- | 879 | 133 | 458 |
| March | .188 | 2 | 69 | 5 | 13 | 3 | 5 |
| April | .211 | 22 | 738 | 68 | 156 | 17 | 64 |
| May | .210 | 27 | 890 | 91 | 187 | 22 | 87 |
| June | .250 | 28 | 935 | 133 | 234 | 34 | 125 |
| July | .249 | 24 | 853 | 117 | 212 | 36 | 113 |
| August | .258 | 28 | 971 | 146 | 251 | 39 | 143 |
| September | .242 | 28 | 974 | 134 | 236 | 42 | 125 |
| October | .268 | 3 | 97 | 19 | 26 | 2 | 14 |
| Baltimore | .253 | 9 | 308 | 42 | 78 | 12 | 41 |
| Boston | .299 | 9 | 311 | 60 | 93 | 14 | 58 |
| Chicago | .218 | 6 | 216 | 22 | 47 | 6 | 22 |
| Cleveland | .295 | 10 | 352 | 60 | 104 | 13 | 59 |
| Detroit | .252 | 7 | 238 | 37 | 60 | 7 | 36 |
| Kansas City | .171 | 9 | 281 | 20 | 48 | 4 | 17 |
| Los Angeles | .195 | 19 | 622 | 60 | 121 | 19 | 54 |
| Minnesota | .255 | 9 | 302 | 41 | 77 | 12 | 39 |
| New York | .231 | 10 | 359 | 34 | 83 | 15 | 33 |
| Seattle | .217 | 19 | 637 | 70 | 138 | 24 | 66 |
| Tampa Bay | .197 | 9 | 325 | 29 | 64 | 9 | 28 |
| Texas | .258 | 19 | 644 | 91 | 166 | 27 | 84 |
| Toronto | .240 | 9 | 321 | 51 | 77 | 12 | 50 |
| Arizona | .313 | 3 | 112 | 14 | 35 | 1 | 13 |
| Colorado | .313 | 3 | 112 | 26 | 35 | 9 | 25 |
| Los Angeles | .209 | 3 | 86 | 11 | 18 | 2 | 9 |
| San Diego | .258 | 3 | 97 | 17 | 25 | 3 | 15 |
| San Francisco | .225 | 6 | 204 | 28 | 46 | 6 | 27 |

PITCHING

| Total | ERA | W | L | INN | H | R | ER | HR |
|---------------|------|----|----|-------|-----|-----|-----|-----|
| Before ASG | 3.40 | 43 | 43 | 773.1 | 686 | 316 | 292 | 67 |
| After ASG | 3.58 | 51 | 25 | 696.2 | 674 | 298 | 277 | 80 |
| Home | 3.05 | 50 | 31 | 763.2 | 652 | 282 | 259 | 66 |
| Away | 3.95 | 44 | 37 | 706.1 | 708 | 332 | 310 | 81 |
| Day | 3.82 | 30 | 27 | 526.0 | 493 | 240 | 223 | 59 |
| Night | 3.30 | 64 | 41 | 944.0 | 867 | 374 | 346 | 88 |
| Starter | 3.80 | 64 | 54 | 958.0 | 972 | 434 | 404 | 102 |
| Reliever | 2.90 | 30 | 14 | 512.0 | 388 | 180 | 165 | 45 |
| March | 1.80 | 1 | 1 | 20.0 | 12 | 4 | 4 | 2 |
| April | 3.57 | 10 | 12 | 199.0 | 188 | 88 | 79 | 18 |
| May | 3.91 | 11 | 16 | 241.2 | 233 | 110 | 105 | 25 |
| June | 3.32 | 15 | 13 | 243.2 | 203 | 99 | 90 | 19 |
| July | 3.14 | 19 | 5 | 229.0 | 210 | 83 | 80 | 23 |
| August | 3.38 | 18 | 10 | 255.2 | 237 | 102 | 96 | 27 |
| September | 3.79 | 17 | 11 | 254.0 | 255 | 119 | 107 | 31 |
| October | 2.67 | 3 | 0 | 27.0 | 22 | 9 | 8 | 2 |
| Baltimore | 5.17 | 5 | 4 | 78.1 | 89 | 46 | 45 | 11 |
| Boston | 2.70 | 8 | 1 | 80.0 | 62 | 26 | 24 | 7 |
| Chicago | 3.43 | 3 | 3 | 57.2 | 58 | 26 | 22 | 10 |
| Cleveland | 2.80 | 8 | 2 | 90.0 | 76 | 30 | 28 | 6 |
| Detroit | 5.46 | 3 | 4 | 61.0 | 73 | 40 | 37 | 7 |
| Kansas City | 2.29 | 4 | 5 | 78.2 | 70 | 22 | 20 | 4 |
| Los Angeles | 3.60 | 10 | 9 | 170.0 | 174 | 74 | 68 | 18 |
| Minnesota | 3.55 | 5 | 4 | 78.2 | 74 | 31 | 31 | 7 |
| New York | 3.69 | 5 | 5 | 97.2 | 103 | 43 | 40 | 16 |
| Seattle | 2.34 | 12 | 7 | 177.0 | 141 | 53 | 46 | 13 |
| Tampa Bay | 4.09 | 5 | 4 | 88.0 | 76 | 41 | 40 | 9 |
| Texas | 3.33 | 11 | 8 | 167.1 | 152 | 72 | 62 | 14 |
| Toronto | 3.38 | 5 | 4 | 88.0 | 81 | 34 | 33 | 11 |
| Arizona | 7.30 | 0 | 3 | 24.2 | 33 | 21 | 20 | 4 |
| Colorado | 5.00 | 3 | 0 | 27.0 | 29 | 15 | 15 | 6 |
| Los Angeles | 0.67 | 3 | 0 | 27.0 | 8 | 2 | 2 | 0 |
| San Diego | 2.67 | 2 | 1 | 27.0 | 14 | 8 | 8 | 1 |
| San Francisco | 4.85 | 2 | 4 | 52.0 | 47 | 30 | 28 | 3 |

REVIEW

PLAYER TRANSACTIONS

- March 3 Yoenis Céspedes agrees to terms on a four-year contract; Scott Sizemore placed on the 60-day disabled list (torn left ACL)
- March 11 Sean Doolittle and Jermaine Mitchell optioned to Sacramento
- March 13 Brandon Hicks claimed off waivers from Atlanta; Brett Anderson placed on the 60-day disabled list (left ulnar collateral ligament surgery)
- March 15 Brandon Hicks optioned to Sacramento
- March 18 Chris Carter, Michael Taylor and Neil Wagner optioned to Sacramento
- March 19 Jarrod Parker and Derek Norris optioned to Sacramento
- March 20 Pedro Figueroa and Brad Peacock optioned to Sacramento
- March 28 Dallas Braden placed on the 15-day disabled list retroactive to March 24 (left shoulder surgery recovery); Joey Devine placed on the 15-day disabled list retroactive to March 24 (right biceps tendinitis)

OPENING DAY ROSTER

- Pitchers (10):** Grant Balfour, Jerry Blevins, Andrew Carignan, Bartolo Colón, Ryan Cook, Fautino De Los Santos, Brian Fuentes, Graham Godfrey, Brandon McCarthy, Jordan Norberto
- Catchers (2):** Anthony Recker, Kurt Suzuki
- Infielders (6):** Brandon Allen, Josh Donaldson, Kila Ka'aihue, Cliff Pennington, Adam Rosales, Eric Sogard, Jemile Weeks
- Outfielders (6):** Yoenis Céspedes, Collin Cowgill, Coco Crisp, Jonny Gomes, Josh Reddick, Seth Smith

- April 2 Adam Rosales optioned to Sacramento
- April 3 Daric Barton placed on the 15-day disabled list retroactive to March 24 (strained right shoulder)
- April 4 Tyson Ross optioned to Sacramento

| | | | |
|----------|---|----------|---|
| April 5 | Daric Barton sent to Sacramento on a rehab assignment | June 6 | Brandon Moss and Evan Scribner selected from Sacramento; Andrew Carignan placed on the 15-day disabled list (sprained ulnar collateral ligament in right elbow); Kila Ka'aihue designated for assignment |
| April 9 | Daric Barton reinstated from the disabled list; Brandon Allen designated for assignment | June 9 | Danny Farquhar claimed off waivers from Toronto and optioned to Sacramento; Andrew Carignan transferred to the 60-day disabled list |
| April 17 | Tyson Ross and Neil Wagner recalled from Sacramento; Andrew Carignan and Collin Cowgill optioned to Sacramento | June 16 | Tyson Ross and Eric Sogard recalled from Sacramento; Adam Rosales and Evan Scribner optioned to Sacramento; Kila Ka'aihue outrighted to Sacramento |
| April 19 | Brandon Allen claimed off waivers by Tampa Bay | June 17 | Pedro Figueroa recalled from Sacramento; Tyson Ross optioned to Sacramento |
| April 20 | Rich Thompson claimed off waivers from Los Angeles (AL); Neil Wagner optioned to Sacramento | June 19 | Jordan Norberto sent to Sacramento on a rehab assignment |
| April 21 | Pedro Figueroa recalled from Sacramento; Graham Godfrey optioned to Sacramento | June 21 | Jordan Norberto reinstated from the disabled list; Derek Norris recalled from Sacramento; Pedro Figueroa and Josh Donaldson optioned to Sacramento |
| April 22 | Luke Hughes claimed off waivers from Minnesota; Dallas Braden transferred to the 60-day disabled list | June 23 | Tyson Ross and Brandon Hicks recalled from Sacramento; Bartolo Colón placed on the 15-day disabled list retroactive to June 18 (strained right oblique); Collin Cowgill placed on the 15-day disabled list (sprained left ankle) |
| April 23 | Josh Donaldson optioned to Sacramento | June 24 | Evan Scribner recalled from Sacramento; A.J. Griffin selected from Sacramento; Brandon McCarthy placed on the 15-day disabled list retroactive to June 20 (strained right shoulder); Eric Sogard optioned to Sacramento; Danny Farquhar designated for assignment |
| April 25 | Jarrod Parker recalled from Sacramento; Jim Miller selected from Sacramento; Fautino De Los Santos optioned to Sacramento; Rich Thompson designated for assignment | June 26 | Danny Farquhar claimed off waivers by the New York Yankees |
| April 27 | Rich Thompson outrighted to Sacramento | June 29 | Chris Carter recalled from Sacramento; Tyson Ross optioned to Sacramento |
| April 30 | Brandon Inge agrees to terms on a one-year contract; Luke Hughes designated for assignment | July 3 | Bartolo Colón reinstated from the disabled list; Brian Fuentes designated for assignment |
| May 2 | Luke Hughes outrighted to Sacramento | July 9 | Collin Cowgill sent to Stockton on a rehab assignment |
| May 4 | Coco Crisp placed on the 15-day disabled list retroactive to May 3 (inner ear infection); Michael Taylor recalled from Sacramento | July 11 | Brian Fuentes released |
| May 11 | Andrew Carignan and Collin Cowgill recalled from Sacramento; Jim Miller and Michael Taylor optioned to Sacramento | July 12 | Collin Cowgill transferred to Sacramento on rehab |
| May 12 | Yoenis Céspedes placed on the 15-day disabled list retroactive to May 7 (strained muscle in left hand); Josh Donaldson recalled from Sacramento | July 13 | Pedro Figueroa recalled from Sacramento; Jim Miller placed on paternity list |
| May 15 | Travis Blackley claimed off waivers from San Francisco; Joey Devine transferred to the 60-day disabled list | July 16 | Jim Miller reinstated from the paternity list; Pedro Figueroa optioned to Sacramento |
| May 16 | Andrew Carignan optioned to Sacramento | July 17 | Collin Cowgill reinstated from the disabled list and optioned to Sacramento |
| May 17 | Brandon Inge placed on the 15-day disabled list retroactive to May 13 (strained left groin); Adam Rosales recalled from Sacramento | July 20 | Cliff Pennington placed on the 15-day disabled list (left elbow tendinitis); Eric Sogard recalled from Sacramento |
| May 20 | Brandon McCarthy placed on the 15-day disabled list retroactive to May 18 (strained right shoulder); Jim Miller recalled from Sacramento | July 21 | Brett Anderson sent to Stockton on a rehab assignment |
| May 21 | Coco Crisp reinstated from the disabled list; Eric Sogard optioned to Sacramento | July 26 | Brett Anderson transferred to Sacramento on rehab |
| May 22 | Graham Godfrey recalled from Sacramento; Pedro Figueroa optioned to Sacramento | July 29 | Acquired George Kottaras from the Milwaukee Brewers for Fautino De Los Santos |
| May 25 | Brandon Inge sent to Sacramento on a rehab assignment | July 30 | Derek Norris optioned to Sacramento; Brandon McCarthy sent to Sacramento on a rehab assignment |
| May 27 | Andrew Carignan recalled from Sacramento; Graham Godfrey optioned to Sacramento | August 2 | Adam Rosales recalled from Sacramento; Brandon Hicks optioned to Sacramento |
| May 28 | Brandon Inge reinstated from the disabled list; Anthony Recker optioned to Sacramento; Neil Wagner claimed off waivers by San Diego; Yoenis Céspedes sent to Sacramento on a rehab assignment | | |
| May 31 | Tyson Ross optioned to Sacramento | | |
| June 1 | Yoenis Céspedes reinstated from the disabled list | | |
| June 2 | Brandon McCarthy reinstated from disabled list; Daric Barton optioned to Sacramento | | |
| June 4 | Jordan Norberto placed on the 15-day disabled list retroactive to May 31 (strained left shoulder); Sean Doolittle recalled from Sacramento | | |

- August 3 Kurt Suzuki traded to the Washington Nationals with cash for minor league catcher David Freitas; minor league pitcher Pat Neshek acquired from the Baltimore Orioles for cash considerations and selected from Sacramento; Dan Straily selected from Sacramento; Derek Norris and Michael Taylor recalled from Sacramento; Seth Smith placed on the 15-day disabled list (strained left hamstring); Jim Miller and Evan Scribner optioned to Sacramento; Cliff Pennington sent to Sacramento on a rehab assignment
- August 5 Pedro Figueroa and Evan Scribner recalled from Sacramento; A.J. Griffin placed on the 15-day disabled list (strained right shoulder); Michael Taylor optioned to Sacramento
- August 7 Cliff Pennington reinstated from the disabled list; Pedro Figueroa optioned to Sacramento
- August 10 Brandon McCarthy reinstated from the disabled list; place Eric Sogard on the 15-day disabled list retroactive to August 7 (strained back)
- August 14 Brandon Inge placed on the 15-day disabled list retroactive to August 12 (sprained right shoulder); Josh Donaldson recalled from Sacramento
- August 20 Brett Anderson reinstated from the disabled list; Dan Straily optioned to Sacramento; Anthony Recker designated for assignment; Seth Smith and Eric Sogard sent to Sacramento on a rehab assignment; Stephen Drew acquired from the Arizona Diamondbacks for minor league infielder Sean Jamieson
- August 21 Seth Smith reinstated from the disabled list; Jordan Norberto placed on the 15-day DL retroactive to August 18 (left shoulder tendinitis); Jemile Weeks optioned to Sacramento; Graham Godfrey designated for assignment
- August 22 Bartolo Colón placed on the restricted list; A.J. Griffin sent to Sacramento on a rehab assignment;
- August 23 Tyson Ross recalled from Sacramento; Brandon Inge sent to Sacramento on a rehab assignment; Eric Sogard returned from rehab assignment
- August 24 Jim Miller recalled from Sacramento; Tyson Ross optioned to Sacramento; Jesse Chavez acquired from the Toronto Blue Jays for cash considerations
- August 26 Jesse Chavez optioned to Sacramento
- August 27 Anthony Recker traded to the Chicago Cubs for minor leaguer Blake Lalli
- August 29 Graham Godfrey outrighted to Sacramento
- August 31 Pedro Figueroa recalled from Sacramento; Jim Miller optioned to Stockton
- Sept. 1 A.J. Griffin and Brandon Inge reinstated from the disabled list; Collin Cowgill and Brandon Hicks recalled from Sacramento
- Sept. 3 Tyson Ross recalled from Sacramento
- Sept. 4 Jim Miller recalled from Stockton
- Sept. 6 Brandon Inge placed on the 15-day disabled list (strained right shoulder)
- Sept. 7 Dan Straily recalled from Sacramento
- Sept. 10 Daric Barton, Jesse Chavez and Jemile Weeks recalled from Sacramento
- Sept. 23 Jeremy Accardo selected from Triple-A Sacramento; Brandon Inge transferred to the 60-day disabled list

A'S BEFORE AND AFTER JUNE 1

| A's Stats | Thru June 1 | After June 1 |
|---------------|--------------|--------------|
| Won-Loss | 22-30 (t-26) | 72-38 (1) |
| Batting Avg. | .208 (30) | .251 (18) |
| On-Base Pct. | .287 (29) | .321 (13) |
| Slugging Pct. | .329 (30) | .438 (5) |
| Runs/Game | 3.15 (29) | 4.99 (4) |
| HR Per Game | 0.81 (20) | 1.39 (2) |
| ERA | 3.65 (9) | 3.41 (5) |
| Opp BA | .250 (14) | .243 (5) |
| Starters ERA | 4.14 (17) | 3.63 (8) |
| Relievers ERA | 2.70 (4) | 2.99 (5) |
| BB/9 | 3.30 (20) | 2.61 (4) |

**number in parentheses indicates ML rank*

STATS AT THE ALL-STAR BREAK

| PLAYER | AVG | G | AB | R | H | TB | 2B | 3B | HR | RBI | SH | SF | HP | BB | IBB | SO | SB | CS | GI | | | E | SLG | OBP |
|-----------------|-------------|-----------|-------------|------------|----------------|------------|-----------|-----------|------------|-----------|-----------|-----------|------------|-----------|------------|-----------|-----------|-----------|-----------|-------------|-------------|------|------|-----|
| | | | | | | | | | | | | | | | | | | | DP | DP | DP | | | |
| Allen,B | .000 | 3 | 7 | 0 | 0 | 0 | 0 | 0 | 0 | 0 | 0 | 0 | 0 | 0 | 0 | 5 | 0 | 0 | 0 | 0 | 0 | .000 | .000 | |
| Barton,D | .198 | 37 | 106 | 7 | 21 | 30 | 6 | 0 | 1 | 4 | 0 | 0 | 1 | 19 | 0 | 30 | 1 | 0 | 1 | 0 | .283 | .325 | | |
| +Carter,C | .353 | 6 | 17 | 6 | 6 | 16 | 1 | 0 | 3 | 5 | 0 | 0 | 0 | 1 | 0 | 5 | 0 | 0 | 0 | 0 | 2 | .941 | .389 | |
| +Cespedes,Y | .263 | 54 | 198 | 19 | 52 | 92 | 11 | 1 | 9 | 36 | 0 | 1 | 3 | 16 | 1 | 48 | 6 | 2 | 5 | 1 | .465 | .326 | | |
| +Cowgill,C | .271 | 32 | 96 | 9 | 26 | 30 | 1 | 0 | 1 | 9 | 0 | 1 | 0 | 11 | 0 | 24 | 3 | 4 | 3 | 0 | .313 | .343 | | |
| Crisp,C | .236 | 60 | 220 | 23 | 52 | 70 | 5 | 2 | 3 | 18 | 6 | 1 | 0 | 20 | 0 | 28 | 16 | 2 | 5 | 3 | .318 | .299 | | |
| +Donaldson, | .153 | 28 | 98 | 5 | 15 | 23 | 5 | 0 | 1 | 7 | 0 | 1 | 0 | 1 | 0 | 26 | 1 | 0 | 1 | 6 | .235 | .160 | | |
| Gomes,J | .231 | 55 | 147 | 23 | 34 | 64 | 6 | 0 | 8 | 21 | 0 | 1 | 3 | 25 | 2 | 57 | 2 | 1 | 0 | 1 | .435 | .352 | | |
| Hicks,B | .160 | 9 | 25 | 1 | 4 | 7 | 3 | 0 | 0 | 2 | 0 | 0 | 0 | 2 | 0 | 8 | 0 | 0 | 1 | 1 | .280 | .222 | | |
| Hughes,L | .077 | 4 | 13 | 0 | 1 | 1 | 0 | 0 | 0 | 0 | 0 | 0 | 0 | 0 | 0 | 6 | 0 | 0 | 0 | 3 | .077 | .077 | | |
| Inge,B | .214 | 47 | 173 | 15 | 37 | 63 | 8 | 0 | 6 | 36 | 0 | 3 | 1 | 18 | 1 | 50 | 0 | 0 | 7 | 5 | .364 | .287 | | |
| Kaaihue,K | .234 | 39 | 128 | 13 | 30 | 51 | 9 | 0 | 4 | 14 | 0 | 0 | 1 | 10 | 0 | 28 | 1 | 0 | 6 | 2 | .398 | .295 | | |
| Moss,B | .253 | 26 | 87 | 15 | 22 | 56 | 4 | 0 | 10 | 18 | 0 | 0 | 1 | 7 | 0 | 30 | 0 | 0 | 1 | 5 | .644 | .316 | | |
| +Norris,D | .244 | 11 | 41 | 5 | 10 | 16 | 0 | 0 | 2 | 6 | 0 | 0 | 0 | 4 | 1 | 12 | 2 | 0 | 3 | 1 | .390 | .311 | | |
| Pennington | .206 | 78 | 272 | 30 | 56 | 80 | 13 | 1 | 3 | 16 | 5 | 1 | 1 | 23 | 0 | 57 | 11 | 3 | 1 | 7 | .294 | .269 | | |
| +Recker,A | .129 | 13 | 31 | 3 | 4 | 5 | 1 | 0 | 0 | 0 | 1 | 0 | 1 | 4 | 0 | 13 | 0 | 0 | 0 | 0 | .161 | .250 | | |
| Reddick,J | .268 | 83 | 314 | 52 | 84 | 167 | 15 | 4 | 20 | 43 | 1 | 2 | 2 | 38 | 6 | 77 | 8 | 0 | 11 | 2 | .532 | .348 | | |
| Rosales,A | .167 | 13 | 24 | 2 | 4 | 4 | 0 | 0 | 0 | 3 | 0 | 0 | 0 | 9 | 1 | 3 | 0 | 0 | 2 | 0 | .167 | .394 | | |
| Smith,S | .249 | 76 | 221 | 33 | 55 | 94 | 13 | 1 | 8 | 27 | 0 | 2 | 5 | 36 | 3 | 53 | 2 | 2 | 2 | 0 | .425 | .364 | | |
| Sogard,E | .145 | 22 | 69 | 6 | 10 | 17 | 1 | 0 | 2 | 6 | 1 | 0 | 0 | 4 | 0 | 12 | 1 | 0 | 0 | 2 | .246 | .192 | | |
| Suzuki,K | .211 | 67 | 232 | 16 | 49 | 60 | 11 | 0 | 0 | 16 | 0 | 2 | 3 | 9 | 0 | 46 | 1 | 0 | 3 | 2 | .259 | .248 | | |
| +Taylor,M | .188 | 4 | 16 | 2 | 3 | 4 | 1 | 0 | 0 | 0 | 0 | 0 | 0 | 0 | 7 | 0 | 0 | 0 | 0 | 0 | .250 | .188 | | |
| Weeks,J | .222 | 79 | 311 | 33 | 69 | 96 | 11 | 5 | 2 | 13 | 3 | 1 | 3 | 38 | 0 | 46 | 12 | 5 | 5 | 9 | .309 | .312 | | |
| PITCHERS | .050 | 86 | 20 | 1 | 1 | 1 | 0 | 0 | 0 | 2 | 1 | 0 | 0 | 0 | 0 | 12 | 0 | 0 | 0 | 5 | .050 | .050 | | |
| OAKLAND | .225 | 86 | 2866 | 319 | 6451047 | 125 | 14 | 83 | 302 | 18 | 16 | 25 | 295 | 15 | 683 | 67 | 19 | 57 | 57 | .365 | .301 | | | |
| OPPONENT | .239 | 86 | 2866 | 316 | 6851052 | 148 | 9 | 67 | 305 | 22 | 23 | 21 | 275 | 19 | 555 | 53 | 33 | 68 | 41 | .367 | .308 | | | |

| PITCHER | W | L | ERA | G | GS | CG | GFSHO | SV | IP | H | R | ER | HR | HB | BB | IBB | SO | WP | BK | OPP | |
|------------------|-----------|-----------|-------------|-----------|-----------|----------|-----------|-----------|-----------|--------------|------------|------------|------------|-----------|-----------|------------|-----------|------------|-----------|----------|-------------|
| | | | | | | | | | | | | | | | | | | | | AVG | |
| Balfour,G | 2 | 2 | 3.14 | 42 | 0 | 0 | 13 | 0 | 7 | 43.0 | 27 | 15 | 15 | 3 | 0 | 18 | 2 | 32 | 1 | 0 | .180 |
| Blackley, | 2 | 2 | 2.63 | 11 | 7 | 0 | 2 | 0 | 0 | 51.1 | 41 | 17 | 15 | 1 | 0 | 9 | 0 | 32 | 1 | 1 | .223 |
| Blevins,J | 2 | 0 | 2.57 | 32 | 0 | 0 | 10 | 0 | 0 | 35.0 | 26 | 12 | 10 | 4 | 2 | 13 | 3 | 30 | 1 | 0 | .218 |
| +Carignan, | 1 | 1 | 4.66 | 11 | 0 | 0 | 5 | 0 | 0 | 9.2 | 8 | 5 | 5 | 0 | 0 | 10 | 0 | 8 | 1 | 0 | .242 |
| Colon,B | 6 | 7 | 3.80 | 17 | 17 | 0 | 0 | 0 | 0 | 104.1 | 113 | 46 | 44 | 13 | 1 | 17 | 1 | 63 | 0 | 0 | .274 |
| +Cook,R | 2 | 2 | 1.41 | 38 | 0 | 0 | 13 | 0 | 8 | 38.1 | 13 | 6 | 6 | 0 | 2 | 21 | 3 | 39 | 4 | 0 | .105 |
| De Los Santos | 0 | 0 | 3.00 | 6 | 0 | 0 | 2 | 0 | 0 | 3.0 | 7 | 2 | 1 | 0 | 0 | 3 | 0 | 3 | 1 | 0 | .412 |
| +Doolittle | 1 | 0 | 2.45 | 11 | 0 | 0 | 4 | 0 | 0 | 14.2 | 12 | 4 | 4 | 0 | 0 | 3 | 0 | 24 | 0 | 0 | .226 |
| +Figueroa, | 0 | 0 | 1.50 | 9 | 0 | 0 | 3 | 0 | 0 | 12.0 | 7 | 2 | 2 | 1 | 0 | 9 | 0 | 5 | 1 | 0 | .189 |
| Fuentes,B | 2 | 2 | 6.84 | 26 | 0 | 0 | 12 | 0 | 5 | 25.0 | 30 | 19 | 19 | 5 | 1 | 10 | 0 | 18 | 2 | 0 | .291 |
| +Godfrey,G | 0 | 4 | 6.43 | 5 | 4 | 0 | 1 | 0 | 0 | 21.0 | 26 | 18 | 15 | 4 | 3 | 10 | 0 | 10 | 0 | 0 | .317 |
| +Griffin,A | 0 | 0 | 1.50 | 3 | 3 | 0 | 0 | 0 | 0 | 18.0 | 8 | 4 | 3 | 2 | 0 | 5 | 0 | 11 | 0 | 0 | .127 |
| McCarthy, | 6 | 3 | 2.54 | 12 | 12 | 0 | 0 | 0 | 0 | 78.0 | 75 | 25 | 22 | 5 | 2 | 19 | 1 | 52 | 0 | 0 | .252 |
| +Miller,J | 2 | 1 | 1.78 | 19 | 0 | 0 | 10 | 0 | 0 | 25.1 | 20 | 5 | 5 | 2 | 1 | 15 | 2 | 22 | 0 | 0 | .217 |
| +Milone,T | 8 | 6 | 3.57 | 17 | 17 | 1 | 0 | 0 | 0 | 108.1 | 103 | 50 | 43 | 15 | 2 | 25 | 1 | 72 | 0 | 0 | .249 |
| Norberto, | 2 | 1 | 3.03 | 27 | 0 | 0 | 7 | 0 | 1 | 32.2 | 21 | 12 | 11 | 1 | 0 | 16 | 2 | 26 | 0 | 1 | .188 |
| +Parker,J | 5 | 4 | 2.86 | 14 | 14 | 0 | 0 | 0 | 0 | 85.0 | 65 | 28 | 27 | 4 | 2 | 41 | 3 | 67 | 4 | 0 | .216 |
| Ross,T | 2 | 8 | 6.35 | 12 | 12 | 0 | 0 | 0 | 0 | 62.1 | 79 | 46 | 44 | 7 | 5 | 30 | 1 | 35 | 2 | 1 | .317 |
| +Scribner, | 0 | 0 | 0.00 | 4 | 0 | 0 | 2 | 0 | 1 | 5.2 | 3 | 0 | 0 | 0 | 0 | 1 | 0 | 6 | 0 | 0 | .158 |
| Thompson, | 0 | 1 | 12.00 | 3 | 0 | 0 | 3 | 0 | 0 | 3.0 | 6 | 4 | 4 | 1 | 0 | 1 | 0 | 3 | 0 | 0 | .400 |
| OAKLAND | 43 | 43 | 3.38 | 86 | 86 | 1 | 85 | 8 | 22 | 773.1 | 685 | 316 | 290 | 67 | 21 | 275 | 19 | 555 | 18 | 3 | .239 |
| OPPONENTS | 43 | 43 | 3.53 | 86 | 86 | 3 | 83 | 11 | 25 | 773.0 | 645 | 319 | 303 | 83 | 25 | 295 | 15 | 683 | 28 | 1 | .225 |

STATS AFTER THE ALL-STAR BREAK

| PLAYER | AVG | G | AB | R | H | TB | 2B | 3B | HR | RBI | SH | SF | HP | BB | IBB | SO | CS | OB | DP | GI | | | E | SLG | OBP |
|-----------------|-------------|-----------|-------------|------------|------------|-------------|------------|-----------|------------|------------|-----------|-----------|-----------|------------|-----------|------------|-----------|-----------|-----------|-----------|-------------|-------------|------|-----|-----|
| | | | | | | | | | | | | | | | | | | | | DP | CS | OB | | | |
| Barton,D | .286 | 9 | 7 | 1 | 2 | 3 | 1 | 0 | 0 | 2 | 0 | 0 | 0 | 3 | 0 | 2 | 0 | 0 | 0 | 0 | 0 | .429 | .500 | | |
| +Carter,C | .229 | 61 | 201 | 32 | 46 | 96 | 11 | 0 | 13 | 34 | 0 | 3 | 0 | 38 | 1 | 78 | 0 | 0 | 4 | 4 | 4 | .478 | .347 | | |
| +Cespedes,Y | .311 | 75 | 289 | 51 | 90 | 154 | 14 | 4 | 14 | 46 | 0 | 2 | 4 | 27 | 4 | 54 | 10 | 2 | 4 | 2 | 5 | .533 | .376 | | |
| +Cowgill,C | .250 | 6 | 8 | 1 | 2 | 3 | 1 | 0 | 0 | 0 | 0 | 0 | 0 | 0 | 0 | 3 | 0 | 0 | 0 | 0 | 0 | .375 | .250 | | |
| Crisp,C | .281 | 60 | 235 | 45 | 66 | 120 | 20 | 5 | 8 | 28 | 0 | 1 | 0 | 25 | 0 | 36 | 23 | 2 | 4 | 1 | 5 | .511 | .349 | | |
| +Donaldson, | .290 | 47 | 176 | 29 | 51 | 86 | 11 | 0 | 8 | 26 | 0 | 0 | 5 | 13 | 0 | 35 | 3 | 1 | 5 | 7 | 4 | .489 | .356 | | |
| Drew,S | .250 | 39 | 152 | 21 | 38 | 58 | 5 | 0 | 5 | 16 | 0 | 2 | 0 | 18 | 1 | 41 | 1 | 1 | 1 | 1 | 5 | .382 | .326 | | |
| Gomes,J | .295 | 44 | 132 | 23 | 39 | 73 | 4 | 0 | 10 | 26 | 1 | 0 | 5 | 19 | 0 | 47 | 1 | 0 | 2 | 1 | 5 | .553 | .404 | | |
| Hicks,B | .179 | 13 | 39 | 7 | 7 | 18 | 2 | 0 | 3 | 5 | 0 | 0 | 0 | 4 | 0 | 23 | 1 | 0 | 0 | 0 | 2 | .462 | .256 | | |
| Inge,B | .245 | 27 | 110 | 16 | 27 | 47 | 5 | 0 | 5 | 16 | 0 | 0 | 0 | 6 | 0 | 35 | 0 | 1 | 1 | 2 | 4 | .427 | .284 | | |
| Kottaras,G | .212 | 27 | 85 | 10 | 18 | 40 | 2 | 1 | 6 | 19 | 0 | 0 | 0 | 8 | 0 | 24 | 0 | 0 | 2 | 4 | 4 | .471 | .280 | | |
| Moss,B | .309 | 58 | 178 | 33 | 55 | 102 | 14 | 0 | 11 | 34 | 0 | 2 | 2 | 19 | 2 | 60 | 1 | 1 | 4 | 4 | 4 | .573 | .378 | | |
| +Norris,D | .190 | 49 | 168 | 14 | 32 | 57 | 8 | 1 | 5 | 28 | 0 | 1 | 1 | 17 | 0 | 54 | 3 | 1 | 3 | 4 | 3 | .339 | .267 | | |
| Pennington | .233 | 47 | 146 | 20 | 34 | 50 | 5 | 1 | 3 | 12 | 0 | 1 | 1 | 12 | 0 | 33 | 4 | 2 | 0 | 4 | 4 | .342 | .294 | | |
| Reddick,J | .215 | 73 | 297 | 33 | 64 | 116 | 14 | 1 | 12 | 42 | 0 | 2 | 0 | 17 | 2 | 74 | 3 | 1 | 4 | 4 | 4 | .391 | .256 | | |
| Rosales,A | .240 | 29 | 75 | 10 | 18 | 29 | 5 | 0 | 2 | 5 | 0 | 1 | 0 | 2 | 0 | 21 | 0 | 0 | 2 | 0 | 2 | .387 | .256 | | |
| Smith,S | .228 | 49 | 162 | 22 | 37 | 67 | 10 | 1 | 6 | 25 | 0 | 1 | 0 | 14 | 4 | 45 | 0 | 0 | 2 | 2 | 4 | .414 | .288 | | |
| Sogard,E | .212 | 15 | 33 | 2 | 7 | 11 | 2 | 1 | 0 | 1 | 0 | 0 | 0 | 1 | 0 | 5 | 1 | 0 | 1 | 0 | 3 | .333 | .235 | | |
| Suzuki,K | .267 | 8 | 30 | 3 | 8 | 15 | 4 | 0 | 1 | 2 | 2 | 0 | 0 | 0 | 0 | 7 | 0 | 0 | 0 | 0 | 0 | .500 | .267 | | |
| +Taylor,M | .000 | 2 | 5 | 0 | 0 | 0 | 0 | 0 | 0 | 0 | 0 | 0 | 0 | 0 | 0 | 3 | 0 | 0 | 1 | 0 | 0 | .000 | .000 | | |
| Weeks,J | .218 | 39 | 133 | 21 | 29 | 39 | 4 | 3 | 0 | 7 | 6 | 2 | 2 | 12 | 0 | 24 | 4 | 0 | 0 | 3 | 2 | .293 | .289 | | |
| PITCHERS | .000 | 76 | 0 | 0 | 0 | 0 | 0 | 0 | 0 | 0 | 0 | 0 | 0 | 0 | 0 | 0 | 0 | 0 | 0 | 0 | 7 | .000 | .000 | | |
| OAKLAND | .252 | 76 | 2661 | 394 | 670 | 1184 | 142 | 18 | 112 | 374 | 9 | 18 | 20 | 255 | 14 | 704 | 55 | 12 | 40 | 56 | .445 | .320 | | | |
| OPPONENT | .252 | 76 | 2674 | 298 | 674 | 1038 | 116 | 4 | 80 | 282 | 14 | 24 | 25 | 187 | 15 | 581 | 46 | 12 | 44 | 46 | .388 | .304 | | | |

| PITCHER | W | L | ERA | G | GS | CG | GFSHO | SV | IP | H | R | ER | HR | HB | BB | IBB | SO | WP | BK | AVG | |
|------------------|-----------|-----------|-------------|-----------|-----------|----------|-----------|----------|-----------|--------------|------------|------------|------------|------------|-----------|------------|-----------|------------|-----------|----------|-------------|
| | | | | | | | | | | | | | | | | | | | | | Accardo,J |
| Anderson, | 4 | 2 | 2.57 | 6 | 6 | 0 | 0 | 0 | 35.0 | 29 | 11 | 10 | 1 | 1 | 7 | 1 | 25 | 1 | 0 | .225 | |
| Balfour,G | 1 | 0 | 1.71 | 33 | 0 | 0 | 21 | 0 | 17 | 31.2 | 14 | 6 | 6 | 1 | 1 | 10 | 40 | 1 | 0 | .131 | |
| +Blackley, | 4 | 2 | 5.08 | 13 | 8 | 0 | 3 | 0 | 51.1 | 50 | 30 | 29 | 9 | 3 | 21 | 1 | 37 | 5 | 2 | .253 | |
| Blevins,J | 3 | 1 | 2.37 | 31 | 0 | 0 | 7 | 0 | 1 | 30.1 | 19 | 8 | 8 | 3 | 3 | 12 | 2 | 24 | 1 | 0 | .181 |
| Chavez,J | 0 | 0 | 18.90 | 4 | 0 | 0 | 1 | 0 | 3.1 | 9 | 7 | 7 | 1 | 1 | 1 | 0 | 3 | 1 | 0 | .474 | |
| Colon,B | 4 | 2 | 2.63 | 7 | 7 | 0 | 0 | 0 | 48.0 | 48 | 16 | 14 | 4 | 0 | 6 | 2 | 28 | 0 | 0 | .250 | |
| +Cook,R | 4 | 0 | 2.83 | 33 | 0 | 0 | 10 | 0 | 6 | 35.0 | 29 | 12 | 11 | 4 | 2 | 6 | 1 | 41 | 0 | 0 | .225 |
| +Doolittle | 1 | 1 | 3.31 | 33 | 0 | 0 | 3 | 0 | 1 | 32.2 | 28 | 14 | 12 | 3 | 0 | 8 | 1 | 36 | 0 | 0 | .228 |
| +Figueroa, | 0 | 0 | 5.59 | 10 | 0 | 0 | 3 | 0 | 9.2 | 9 | 7 | 6 | 1 | 0 | 6 | 1 | 9 | 1 | 0 | .243 | |
| +Griffin,A | 7 | 1 | 3.36 | 12 | 12 | 0 | 0 | 0 | 64.1 | 65 | 25 | 24 | 8 | 1 | 14 | 0 | 53 | 0 | 0 | .259 | |
| McCarthy, | 2 | 3 | 4.91 | 6 | 6 | 0 | 0 | 0 | 33.0 | 40 | 19 | 18 | 5 | 4 | 5 | 1 | 21 | 0 | 0 | .303 | |
| +Miller,J | 0 | 0 | 3.47 | 14 | 0 | 0 | 8 | 0 | 0 | 23.1 | 19 | 10 | 9 | 4 | 2 | 12 | 0 | 22 | 1 | 0 | .216 |
| +Milone,T | 5 | 4 | 3.97 | 14 | 14 | 0 | 0 | 0 | 81.2 | 104 | 40 | 36 | 9 | 2 | 11 | 1 | 65 | 2 | 0 | .314 | |
| Neshek,P | 2 | 1 | 1.37 | 24 | 0 | 0 | 5 | 0 | 0 | 19.2 | 10 | 3 | 3 | 3 | 1 | 6 | 1 | 16 | 1 | 0 | .147 |
| Norberto, | 2 | 0 | 2.33 | 12 | 0 | 0 | 1 | 0 | 0 | 19.1 | 16 | 5 | 5 | 4 | 1 | 6 | 0 | 20 | 1 | 0 | .219 |
| +Parker,J | 8 | 4 | 3.92 | 15 | 15 | 0 | 0 | 0 | 96.1 | 101 | 43 | 42 | 7 | 1 | 22 | 0 | 73 | 6 | 0 | .274 | |
| Ross,T | 0 | 3 | 7.36 | 6 | 1 | 0 | 3 | 0 | 0 | 11.0 | 17 | 10 | 9 | 0 | 7 | 2 | 11 | 0 | 0 | .378 | |
| +Scribner, | 2 | 0 | 3.03 | 26 | 0 | 0 | 11 | 0 | 0 | 29.2 | 27 | 11 | 10 | 2 | 0 | 11 | 0 | 24 | 1 | 0 | .231 |
| +Straily,D | 2 | 1 | 3.89 | 7 | 7 | 0 | 0 | 0 | 0 | 39.1 | 36 | 19 | 17 | 11 | 2 | 16 | 1 | 32 | 0 | 0 | .237 |
| OAKLAND | 51 | 25 | 3.58 | 76 | 76 | 0 | 76 | 5 | 25 | 696.2 | 674 | 298 | 277 | 80 | 25 | 187 | 15 | 581 | 22 | 2 | .252 |
| OPPONENTS | 25 | 51 | 4.81 | 76 | 76 | 3 | 73 | 5 | 6 | 685.1 | 670 | 394 | 366 | 112 | 20 | 255 | 14 | 704 | 29 | 2 | .252 |

REVIEW

APRIL STATISTICS

| PLAYER | AVG | G | AB | R | H | TB | 2B | 3B | HR | RBI | SH | SF | HP | BB | IBB | SO | SB | CS | GI | | | | E | SLG | OBP |
|-----------------|-------------|-----------|------------|-----------|------------|------------|-----------|----------|-----------|-----------|----------|----------|-----------|-----------|----------|------------|-----------|-----------|-----------|-----------|-------------|-------------|------|-----|-----|
| | | | | | | | | | | | | | | | | | | | DP | DP | DP | DP | | | |
| Allen,B | .000 | 3 | 7 | 0 | 0 | 0 | 0 | 0 | 0 | 0 | 0 | 0 | 0 | 0 | 0 | 5 | 0 | 0 | 0 | 0 | 0 | .000 | .000 | | |
| Barton,D | .184 | 18 | 49 | 3 | 9 | 16 | 4 | 0 | 1 | 1 | 0 | 0 | 0 | 7 | 0 | 11 | 0 | 0 | 1 | 0 | 0 | .327 | .286 | | |
| +Cespedes,Y | .250 | 23 | 84 | 8 | 21 | 40 | 4 | 0 | 5 | 19 | 0 | 1 | 3 | 8 | 0 | 24 | 4 | 2 | 3 | 0 | 0 | .476 | .333 | | |
| +Cowgill,C | .000 | 3 | 4 | 0 | 0 | 0 | 0 | 0 | 0 | 0 | 0 | 0 | 3 | 0 | 1 | 0 | 1 | 0 | 0 | 0 | 0 | .000 | .429 | | |
| Crisp,C | .206 | 17 | 63 | 5 | 13 | 14 | 1 | 0 | 0 | 5 | 0 | 0 | 6 | 0 | 9 | 4 | 0 | 1 | 1 | 1 | .222 | .275 | | | |
| +Donaldson, | .094 | 9 | 32 | 0 | 3 | 3 | 0 | 0 | 0 | 1 | 0 | 0 | 0 | 0 | 0 | 13 | 1 | 0 | 0 | 3 | .094 | .094 | | | |
| Gomes,J | .216 | 13 | 37 | 6 | 8 | 20 | 0 | 0 | 4 | 7 | 0 | 0 | 1 | 7 | 0 | 16 | 1 | 0 | 0 | 0 | .541 | .356 | | | |
| Hughes,L | .130 | 8 | 23 | 0 | 3 | 3 | 0 | 0 | 0 | 2 | 0 | 1 | 0 | 0 | 0 | 10 | 1 | 0 | 0 | 3 | .130 | .125 | | | |
| OAK | .077 | 4 | 13 | 0 | 1 | 1 | 0 | 0 | 0 | 0 | 0 | 0 | 0 | 0 | 6 | 0 | 0 | 0 | 0 | 3 | .077 | .077 | | | |
| Inge,B | .130 | 10 | 23 | 2 | 3 | 7 | 1 | 0 | 1 | 2 | 0 | 0 | 0 | 1 | 0 | 6 | 0 | 0 | 0 | 0 | .304 | .167 | | | |
| OAK | .333 | 1 | 3 | 0 | 1 | 1 | 0 | 0 | 0 | 0 | 0 | 0 | 0 | 1 | 0 | 0 | 0 | 0 | 0 | 0 | .333 | .500 | | | |
| Kaaihue,K | .289 | 15 | 45 | 4 | 13 | 15 | 2 | 0 | 0 | 2 | 0 | 0 | 1 | 2 | 0 | 4 | 0 | 0 | 1 | 0 | .333 | .333 | | | |
| Pennington | .200 | 23 | 85 | 6 | 17 | 22 | 5 | 0 | 0 | 3 | 0 | 0 | 1 | 4 | 0 | 12 | 3 | 1 | 0 | 2 | .259 | .294 | | | |
| +Recker,A | .273 | 6 | 11 | 2 | 3 | 4 | 1 | 0 | 0 | 0 | 0 | 0 | 1 | 2 | 0 | 3 | 0 | 0 | 0 | 0 | .364 | .429 | | | |
| Reddick,J | .277 | 23 | 94 | 12 | 26 | 45 | 7 | 0 | 4 | 9 | 0 | 0 | 1 | 2 | 0 | 14 | 2 | 0 | 3 | 0 | .479 | .299 | | | |
| Rosales,A | .000 | 1 | 0 | 0 | 0 | 0 | 0 | 0 | 0 | 0 | 0 | 0 | 0 | 0 | 0 | 0 | 0 | 0 | 0 | 0 | .000 | .000 | | | |
| Smith,S | .197 | 23 | 61 | 8 | 12 | 18 | 0 | 0 | 2 | 5 | 0 | 1 | 2 | 13 | 1 | 15 | 1 | 1 | 0 | 0 | .295 | .351 | | | |
| Sogard,E | .152 | 13 | 46 | 5 | 7 | 14 | 1 | 0 | 2 | 6 | 1 | 0 | 0 | 4 | 0 | 8 | 1 | 0 | 0 | 2 | .304 | .220 | | | |
| Suzuki,K | .228 | 22 | 79 | 4 | 18 | 24 | 6 | 0 | 0 | 8 | 0 | 1 | 0 | 1 | 0 | 13 | 0 | 0 | 1 | 1 | .304 | .235 | | | |
| Weeks,J | .181 | 23 | 94 | 10 | 17 | 29 | 4 | 1 | 2 | 3 | 0 | 0 | 0 | 10 | 0 | 14 | 4 | 2 | 1 | 4 | .309 | .260 | | | |
| Balfour,G | .000 | 13 | 0 | 0 | 0 | 0 | 0 | 0 | 0 | 0 | 0 | 0 | 0 | 0 | 0 | 0 | 0 | 0 | 0 | 0 | .000 | .000 | | | |
| Blevins,J | .000 | 8 | 0 | 0 | 0 | 0 | 0 | 0 | 0 | 0 | 0 | 0 | 0 | 0 | 0 | 0 | 0 | 0 | 0 | 0 | .000 | .000 | | | |
| +Carignan,A | .000 | 5 | 0 | 0 | 0 | 0 | 0 | 0 | 0 | 0 | 0 | 0 | 0 | 0 | 0 | 0 | 0 | 0 | 0 | 0 | .000 | .000 | | | |
| Colon,B | .000 | 6 | 0 | 0 | 0 | 0 | 0 | 0 | 0 | 0 | 0 | 0 | 0 | 0 | 0 | 0 | 0 | 0 | 0 | 1 | .000 | .000 | | | |
| +Cook,R | .000 | 9 | 0 | 0 | 0 | 0 | 0 | 0 | 0 | 0 | 0 | 0 | 0 | 0 | 0 | 0 | 0 | 0 | 0 | 0 | .000 | .000 | | | |
| De Los Santos | .000 | 6 | 0 | 0 | 0 | 0 | 0 | 0 | 0 | 0 | 0 | 0 | 0 | 0 | 0 | 0 | 0 | 0 | 0 | 0 | .000 | .000 | | | |
| +Figueroa,P | .000 | 3 | 0 | 0 | 0 | 0 | 0 | 0 | 0 | 0 | 0 | 0 | 0 | 0 | 0 | 0 | 0 | 0 | 0 | 0 | .000 | .000 | | | |
| Fuentes,B | .000 | 9 | 0 | 0 | 0 | 0 | 0 | 0 | 0 | 0 | 0 | 0 | 0 | 0 | 0 | 0 | 0 | 0 | 0 | 0 | .000 | .000 | | | |
| +Godfrey,G | .000 | 3 | 0 | 0 | 0 | 0 | 0 | 0 | 0 | 0 | 0 | 0 | 0 | 0 | 0 | 0 | 0 | 0 | 0 | 0 | .000 | .000 | | | |
| McCarthy,B | .000 | 6 | 0 | 0 | 0 | 0 | 0 | 0 | 0 | 0 | 0 | 0 | 0 | 0 | 0 | 0 | 0 | 0 | 0 | 0 | .000 | .000 | | | |
| +Miller,J | .000 | 3 | 0 | 0 | 0 | 0 | 0 | 0 | 0 | 0 | 0 | 0 | 0 | 0 | 0 | 0 | 0 | 0 | 0 | 0 | .000 | .000 | | | |
| +Milone,T | .000 | 5 | 0 | 0 | 0 | 0 | 0 | 0 | 0 | 0 | 0 | 0 | 0 | 0 | 0 | 0 | 0 | 0 | 0 | 0 | .000 | .000 | | | |
| Norberto,J | .000 | 8 | 0 | 0 | 0 | 0 | 0 | 0 | 0 | 0 | 0 | 0 | 0 | 0 | 0 | 0 | 0 | 0 | 0 | 1 | .000 | .000 | | | |
| +Parker,J | .000 | 1 | 0 | 0 | 0 | 0 | 0 | 0 | 0 | 0 | 0 | 0 | 0 | 0 | 0 | 0 | 0 | 0 | 0 | 0 | .000 | .000 | | | |
| Ross,T | .000 | 3 | 0 | 0 | 0 | 0 | 0 | 0 | 0 | 0 | 0 | 0 | 0 | 0 | 0 | 0 | 0 | 0 | 0 | 0 | .000 | .000 | | | |
| Thompson,R | .000 | 3 | 0 | 0 | 0 | 0 | 0 | 0 | 0 | 0 | 0 | 0 | 0 | 0 | 0 | 0 | 0 | 0 | 0 | 0 | .000 | .000 | | | |
| OAK | .000 | 1 | 0 | 0 | 0 | 0 | 0 | 0 | 0 | 0 | 0 | 0 | 0 | 0 | 0 | 0 | 0 | 0 | 0 | 0 | .000 | .000 | | | |
| PITCHERS | .000 | 24 | 0 | 0 | 0 | 0 | 0 | 0 | 0 | 0 | 0 | 0 | 0 | 0 | 0 | 0 | 0 | 0 | 0 | 2 | .000 | .000 | | | |
| OAKLAND | .209 | 24 | 807 | 73 | 169 | 266 | 35 | 1 | 20 | 69 | 1 | 3 | 10 | 70 | 1 | 168 | 21 | 7 | 11 | 18 | .330 | .280 | | | |
| OPPONENT | .245 | 24 | 815 | 92 | 200 | 316 | 50 | 3 | 20 | 88 | 5 | 6 | 4 | 69 | 6 | 135 | 9 | 11 | 22 | 13 | .388 | .305 | | | |

| PITCHER | W | L | ERA | G | GS | CG | GFSHO | SV | IP | H | R | ER | HR | HB | BB | IBB | SO | WP | BK | AVG | |
|------------------|-----------|-----------|-------------|-----------|-----------|----------|-----------|----------|----------|--------------|------------|-----------|-----------|-----------|-----------|-----------|----------|------------|----------|----------|-------------|
| | | | | | | | | | | | | | | | | | | | | | Balfour,G |
| Blevins,J | 0 | 0 | 1.93 | 8 | 0 | 0 | 2 | 0 | 0 | 9.1 | 9 | 4 | 2 | 2 | 0 | 3 | 1 | 6 | 0 | 0 | .290 |
| +Carignan, | 1 | 1 | 6.23 | 5 | 0 | 0 | 3 | 0 | 0 | 4.1 | 4 | 3 | 3 | 0 | 0 | 5 | 0 | 3 | 1 | 0 | .267 |
| Colon,B | 3 | 2 | 2.53 | 6 | 6 | 0 | 0 | 0 | 0 | 42.2 | 34 | 12 | 12 | 3 | 0 | 6 | 0 | 26 | 0 | 0 | .214 |
| +Cook,R | 0 | 0 | 0.00 | 9 | 0 | 0 | 0 | 0 | 0 | 10.0 | 1 | 0 | 0 | 0 | 5 | 0 | 8 | 2 | 0 | 0 | .034 |
| De Los Santos | 0 | 0 | 3.00 | 6 | 0 | 0 | 2 | 0 | 0 | 3.0 | 7 | 2 | 1 | 0 | 0 | 3 | 0 | 3 | 1 | 0 | .412 |
| +Figueroa, | 0 | 0 | 0.00 | 3 | 0 | 0 | 1 | 0 | 0 | 3.0 | 2 | 0 | 0 | 0 | 0 | 3 | 0 | 1 | 0 | 0 | .222 |
| Fuentes,B | 1 | 0 | 4.15 | 9 | 0 | 0 | 1 | 0 | 0 | 8.2 | 9 | 4 | 4 | 1 | 0 | 1 | 0 | 8 | 1 | 0 | .250 |
| +Godfrey,G | 0 | 3 | 5.06 | 3 | 3 | 0 | 0 | 0 | 0 | 16.0 | 15 | 11 | 9 | 2 | 2 | 7 | 0 | 7 | 0 | 0 | .250 |
| McCarthy, | 1 | 3 | 3.23 | 6 | 6 | 0 | 0 | 0 | 0 | 39.0 | 45 | 17 | 14 | 3 | 1 | 10 | 1 | 22 | 0 | 0 | .292 |
| +Miller,J | 1 | 0 | 2.08 | 3 | 0 | 0 | 3 | 0 | 0 | 4.1 | 3 | 1 | 1 | 1 | 0 | 2 | 1 | 3 | 0 | 0 | .200 |
| +Milone,T | 3 | 2 | 3.69 | 5 | 5 | 0 | 0 | 0 | 0 | 31.2 | 25 | 14 | 13 | 4 | 1 | 7 | 0 | 18 | 0 | 0 | .216 |
| Norberto, | 0 | 0 | 5.23 | 8 | 0 | 0 | 1 | 0 | 0 | 10.1 | 9 | 6 | 6 | 1 | 0 | 6 | 2 | 7 | 0 | 0 | .243 |
| +Parker,J | 0 | 0 | 1.42 | 1 | 1 | 0 | 0 | 0 | 0 | 6.1 | 7 | 1 | 1 | 0 | 0 | 1 | 0 | 5 | 0 | 0 | .304 |
| Ross,T | 1 | 1 | 6.48 | 3 | 3 | 0 | 0 | 0 | 0 | 16.2 | 22 | 12 | 12 | 0 | 0 | 6 | 0 | 8 | 1 | 0 | .333 |
| Thompson, | 0 | 1 | 12.00 | 3 | 0 | 0 | 3 | 0 | 0 | 3.0 | 6 | 4 | 4 | 1 | 0 | 1 | 0 | 3 | 0 | 0 | .400 |
| OAKLAND | 11 | 13 | 3.41 | 24 | 24 | 0 | 24 | 4 | 6 | 219.0 | 200 | 92 | 83 | 20 | 4 | 69 | 6 | 135 | 6 | 0 | .245 |
| OPPONENTS | 13 | 11 | 2.79 | 24 | 24 | 1 | 23 | 4 | 6 | 219.0 | 169 | 73 | 68 | 20 | 10 | 70 | 1 | 168 | 3 | 1 | .209 |

MAY STATISTICS

| PLAYER | AVG | G | AB | R | H | TB | 2B | 3B | HR | RBI | SH | SF | HP | BB | IBB | SO | CS | SB | CS | GI | | | |
|-----------------|-------------|-----------|------------|------------|------------|------------|-----------|----------|-----------|------------|----------|-----------|-----------|------------|----------|------------|-----------|----------|-----------|-----------|-------------|-------------|-----|
| | | | | | | | | | | | | | | | | | | | | DP | E | SLG | OBP |
| Barton,D | .211 | 19 | 57 | 4 | 12 | 14 | 2 | 0 | 0 | 3 | 0 | 0 | 1 | 12 | 0 | 19 | 1 | 0 | 0 | 0 | .246 | .357 | |
| +Cespedes,Y | .227 | 5 | 22 | 2 | 5 | 6 | 1 | 0 | 0 | 2 | 0 | 0 | 0 | 1 | 0 | 5 | 0 | 0 | 0 | 0 | .273 | .261 | |
| +Cowgill,C | .265 | 16 | 49 | 2 | 13 | 14 | 1 | 0 | 0 | 3 | 0 | 0 | 4 | 0 | 12 | 2 | 2 | 3 | 0 | 0 | .286 | .321 | |
| Crisp,C | .132 | 10 | 38 | 1 | 5 | 6 | 1 | 0 | 0 | 1 | 2 | 0 | 0 | 1 | 0 | 4 | 3 | 0 | 3 | 0 | .158 | .154 | |
| +Donaldson, | .170 | 15 | 53 | 4 | 9 | 17 | 5 | 0 | 1 | 6 | 0 | 1 | 0 | 0 | 0 | 8 | 0 | 0 | 1 | 2 | .321 | .167 | |
| Gomes,J | .222 | 22 | 63 | 9 | 14 | 20 | 3 | 0 | 1 | 7 | 0 | 0 | 1 | 14 | 2 | 25 | 1 | 0 | 0 | 0 | .317 | .372 | |
| Inge,B | .208 | 12 | 48 | 5 | 10 | 24 | 2 | 0 | 4 | 17 | 0 | 1 | 1 | 5 | 1 | 14 | 0 | 0 | 5 | 1 | .500 | .291 | |
| Kaaihue,K | .203 | 19 | 64 | 7 | 13 | 28 | 6 | 0 | 3 | 9 | 0 | 0 | 0 | 6 | 0 | 20 | 1 | 0 | 4 | 1 | .438 | .271 | |
| Pennington | .200 | 25 | 90 | 12 | 18 | 26 | 3 | 1 | 1 | 5 | 2 | 0 | 0 | 9 | 0 | 22 | 4 | 1 | 0 | 3 | .289 | .273 | |
| +Recker,A | .050 | 7 | 20 | 1 | 1 | 1 | 0 | 0 | 0 | 0 | 1 | 0 | 0 | 2 | 0 | 10 | 0 | 0 | 0 | 0 | .050 | .136 | |
| Reddick,J | .255 | 26 | 98 | 20 | 25 | 60 | 1 | 2 | 10 | 18 | 1 | 1 | 0 | 17 | 3 | 26 | 3 | 0 | 2 | 2 | .612 | .362 | |
| Rosales,A | .200 | 5 | 10 | 0 | 2 | 2 | 0 | 0 | 0 | 0 | 0 | 0 | 0 | 5 | 0 | 1 | 0 | 0 | 1 | 0 | .200 | .467 | |
| Smith,S | .257 | 23 | 70 | 10 | 18 | 28 | 4 | 0 | 2 | 7 | 0 | 0 | 1 | 10 | 1 | 18 | 0 | 0 | 0 | 0 | .400 | .358 | |
| Sogard,E | .100 | 8 | 20 | 0 | 2 | 2 | 0 | 0 | 0 | 0 | 0 | 0 | 0 | 0 | 0 | 4 | 0 | 0 | 0 | 0 | .100 | .100 | |
| Suzuki,K | .187 | 22 | 75 | 3 | 14 | 16 | 2 | 0 | 0 | 7 | 0 | 1 | 2 | 5 | 0 | 16 | 1 | 0 | 2 | 1 | .213 | .253 | |
| +Taylor,M | .188 | 4 | 16 | 2 | 3 | 4 | 1 | 0 | 0 | 0 | 0 | 0 | 0 | 0 | 0 | 7 | 0 | 0 | 0 | 0 | .250 | .188 | |
| Weeks,J | .250 | 23 | 92 | 9 | 23 | 29 | 2 | 2 | 0 | 2 | 1 | 0 | 2 | 10 | 0 | 16 | 6 | 2 | 0 | 1 | .315 | .337 | |
| Balfour,G | .000 | 13 | 0 | 0 | 0 | 0 | 0 | 0 | 0 | 0 | 0 | 0 | 0 | 0 | 0 | 0 | 0 | 0 | 0 | 0 | .000 | .000 | |
| Blackley,T | .000 | 4 | 0 | 0 | 0 | 0 | 0 | 0 | 0 | 0 | 0 | 0 | 0 | 0 | 0 | 0 | 0 | 0 | 0 | 0 | 1.000 | .000 | |
| Blevins,J | .000 | 10 | 0 | 0 | 0 | 0 | 0 | 0 | 0 | 0 | 0 | 0 | 0 | 0 | 0 | 0 | 0 | 0 | 0 | 0 | .000 | .000 | |
| +Carignan,A | .000 | 3 | 0 | 0 | 0 | 0 | 0 | 0 | 0 | 0 | 0 | 0 | 0 | 0 | 0 | 0 | 0 | 0 | 0 | 0 | .000 | .000 | |
| Colon,B | .000 | 5 | 2 | 0 | 0 | 0 | 0 | 0 | 0 | 0 | 0 | 0 | 0 | 0 | 1 | 0 | 0 | 0 | 0 | 0 | .000 | .000 | |
| +Cook,R | .000 | 13 | 0 | 0 | 0 | 0 | 0 | 0 | 0 | 0 | 0 | 0 | 0 | 0 | 0 | 0 | 0 | 0 | 0 | 0 | .000 | .000 | |
| +Figuroa,P | .000 | 5 | 0 | 0 | 0 | 0 | 0 | 0 | 0 | 0 | 0 | 0 | 0 | 0 | 0 | 0 | 0 | 0 | 0 | 0 | .000 | .000 | |
| Fuentes,B | .000 | 11 | 0 | 0 | 0 | 0 | 0 | 0 | 0 | 0 | 0 | 0 | 0 | 0 | 0 | 0 | 0 | 0 | 0 | 0 | .000 | .000 | |
| +Godfrey,G | .000 | 2 | 0 | 0 | 0 | 0 | 0 | 0 | 0 | 0 | 0 | 0 | 0 | 0 | 0 | 0 | 0 | 0 | 0 | 0 | .000 | .000 | |
| McCarthy,B | .000 | 3 | 0 | 0 | 0 | 0 | 0 | 0 | 0 | 0 | 0 | 0 | 0 | 0 | 0 | 0 | 0 | 0 | 0 | 0 | .000 | .000 | |
| +Miller,J | .000 | 6 | 0 | 0 | 0 | 0 | 0 | 0 | 0 | 0 | 0 | 0 | 0 | 0 | 0 | 0 | 0 | 0 | 0 | 0 | .000 | .000 | |
| +Milone,T | .000 | 5 | 0 | 0 | 0 | 0 | 0 | 0 | 0 | 0 | 0 | 0 | 0 | 0 | 0 | 0 | 0 | 0 | 0 | 0 | .000 | .000 | |
| Norberto,J | .000 | 13 | 0 | 0 | 0 | 0 | 0 | 0 | 0 | 0 | 0 | 0 | 0 | 0 | 0 | 0 | 0 | 0 | 0 | 0 | .000 | .000 | |
| +Parker,J | .000 | 6 | 1 | 0 | 0 | 0 | 0 | 0 | 0 | 0 | 0 | 0 | 0 | 0 | 1 | 0 | 0 | 0 | 0 | 1 | .000 | .000 | |
| Ross,T | .000 | 6 | 2 | 0 | 0 | 0 | 0 | 0 | 0 | 0 | 0 | 0 | 0 | 0 | 1 | 0 | 0 | 0 | 0 | 0 | .000 | .000 | |
| PITCHERS | .000 | 27 | 5 | 0 | 0 | 0 | 0 | 0 | 0 | 0 | 0 | 0 | 0 | 0 | 0 | 3 | 0 | 0 | 0 | 2 | .000 | .000 | |
| OAKLAND | .210 | 27 | 890 | 91 | 187 | 297 | 34 | 5 | 22 | 87 | 7 | 4 | 8 | 101 | 7 | 230 | 22 | 5 | 21 | 13 | .334 | .295 | |
| OPPONENT | .254 | 27 | 917 | 110 | 233 | 363 | 53 | 1 | 25 | 109 | 6 | 13 | 10 | 100 | 7 | 169 | 21 | 4 | 20 | 11 | .396 | .330 | |

| PITCHER | W | L | ERA | G | GS | CG | GFSHO | SV | IP | H | R | ER | HR | HB | BB | IBB | SO | WP | BK | OPP | |
|------------------|-----------|-----------|-------------|-----------|-----------|----------|-----------|----------|----------|--------------|------------|------------|------------|-----------|-----------|------------|----------|------------|-----------|----------|-------------|
| | | | | | | | | | | | | | | | | | | | | AVG | |
| Balfour,G | 1 | 0 | 3.65 | 13 | 0 | 0 | 3 | 0 | 1 | 12.1 | 11 | 5 | 5 | 0 | 0 | 7 | 1 | 9 | 1 | 0 | .244 |
| Blackley, | 0 | 0 | 0.82 | 4 | 1 | 0 | 2 | 0 | 0 | 11.0 | 7 | 2 | 1 | 1 | 0 | 1 | 0 | 7 | 0 | 0 | .175 |
| Blevins,J | 0 | 0 | 1.98 | 10 | 0 | 0 | 2 | 0 | 0 | 13.2 | 6 | 3 | 3 | 1 | 0 | 7 | 1 | 16 | 1 | 0 | .136 |
| +Carignan, | 0 | 0 | 6.00 | 3 | 0 | 0 | 1 | 0 | 0 | 3.0 | 2 | 2 | 2 | 0 | 0 | 3 | 0 | 3 | 0 | 0 | .200 |
| Colon,B | 1 | 3 | 7.92 | 5 | 5 | 0 | 0 | 0 | 0 | 25.0 | 44 | 23 | 22 | 7 | 1 | 4 | 0 | 15 | 0 | 0 | .386 |
| +Cook,R | 1 | 1 | 1.29 | 13 | 0 | 0 | 2 | 0 | 0 | 14.0 | 5 | 2 | 2 | 0 | 0 | 9 | 3 | 13 | 1 | 0 | .109 |
| +Figuroa, | 0 | 0 | 3.00 | 5 | 0 | 0 | 2 | 0 | 0 | 6.0 | 4 | 2 | 2 | 1 | 0 | 6 | 0 | 2 | 1 | 0 | .222 |
| Fuentes,B | 1 | 1 | 4.09 | 11 | 0 | 0 | 7 | 0 | 4 | 11.0 | 9 | 5 | 5 | 1 | 1 | 3 | 0 | 7 | 1 | 0 | .225 |
| +Godfrey,G | 0 | 1 | 10.80 | 2 | 1 | 0 | 1 | 0 | 0 | 5.0 | 11 | 7 | 6 | 2 | 1 | 3 | 0 | 3 | 0 | 0 | .500 |
| McCarthy, | 2 | 0 | 2.37 | 3 | 3 | 0 | 0 | 0 | 0 | 19.0 | 17 | 5 | 5 | 2 | 1 | 6 | 0 | 18 | 0 | 0 | .227 |
| +Miller,J | 0 | 0 | 0.96 | 6 | 0 | 0 | 4 | 0 | 0 | 9.1 | 7 | 1 | 1 | 0 | 1 | 1 | 0 | 9 | 0 | 0 | .200 |
| +Milone,T | 3 | 2 | 3.58 | 5 | 5 | 0 | 0 | 0 | 0 | 32.2 | 32 | 14 | 13 | 3 | 1 | 9 | 0 | 17 | 0 | 0 | .256 |
| Norberto, | 0 | 1 | 3.00 | 13 | 0 | 0 | 3 | 0 | 1 | 15.0 | 7 | 5 | 5 | 0 | 0 | 6 | 0 | 11 | 0 | 0 | .140 |
| +Parker,J | 1 | 2 | 3.15 | 6 | 6 | 0 | 0 | 0 | 0 | 34.1 | 27 | 12 | 12 | 1 | 1 | 20 | 1 | 24 | 2 | 0 | .214 |
| Ross,T | 1 | 5 | 6.53 | 6 | 6 | 0 | 0 | 0 | 0 | 30.1 | 44 | 22 | 22 | 6 | 3 | 15 | 1 | 15 | 0 | 1 | .346 |
| OAKLAND | 11 | 16 | 3.91 | 27 | 27 | 0 | 27 | 1 | 6 | 241.2 | 233 | 110 | 105 | 25 | 10 | 100 | 7 | 169 | 7 | 1 | .254 |
| OPPONENTS | 16 | 11 | 3.30 | 27 | 27 | 0 | 27 | 5 | 9 | 245.1 | 187 | 91 | 90 | 22 | 8 | 101 | 7 | 230 | 12 | 0 | .210 |

JUNE STATISTICS

| PLAYER | AVG | G | AB | R | H | TB | 2B | 3B | HR | RBI | SH | SF | HP | BB | IBB | SO | SB | CS | DP | GI | | | E | SLG | OBP |
|-----------------|-------------|-----------|------------|------------|------------|------------|-----------|----------|-----------|------------|-----------|----------|----------|------------|----------|------------|-----------|-----------|-----------|-----------|-------------|-------------|---|-----|-----|
| | | | | | | | | | | | | | | | | | | | | E | SLG | OBP | | | |
| +Carter,C | .429 | 2 | 7 | 4 | 3 | 10 | 1 | 0 | 2 | 2 | 0 | 0 | 0 | 1 | 0 | 1 | 0 | 0 | 0 | 1 | .429 | .500 | | | |
| +Cespedes,Y | .343 | 19 | 67 | 9 | 23 | 42 | 5 | 1 | 4 | 14 | 0 | 0 | 5 | 1 | 13 | 0 | 0 | 2 | 1 | .627 | .389 | | | | |
| +Cowgill,C | .302 | 13 | 43 | 7 | 13 | 16 | 0 | 0 | 1 | 6 | 0 | 1 | 0 | 4 | 0 | 11 | 1 | 1 | 0 | .372 | .354 | | | | |
| Crisp,C | .264 | 26 | 91 | 14 | 24 | 35 | 3 | 1 | 2 | 10 | 3 | 0 | 0 | 11 | 0 | 14 | 9 | 1 | 1 | .385 | .343 | | | | |
| +Donaldson, | .231 | 4 | 13 | 1 | 3 | 3 | 0 | 0 | 0 | 0 | 0 | 0 | 0 | 1 | 0 | 5 | 0 | 0 | 0 | .231 | .286 | | | | |
| Gomes,J | .289 | 17 | 38 | 8 | 11 | 23 | 3 | 0 | 3 | 7 | 0 | 1 | 1 | 3 | 0 | 11 | 0 | 1 | 0 | .605 | .349 | | | | |
| Hicks,B | .158 | 6 | 19 | 0 | 3 | 5 | 2 | 0 | 0 | 2 | 0 | 0 | 0 | 1 | 0 | 7 | 0 | 0 | 0 | 1.263 | .200 | | | | |
| Inge,B | .227 | 27 | 97 | 9 | 22 | 33 | 5 | 0 | 2 | 17 | 0 | 1 | 0 | 11 | 0 | 28 | 0 | 0 | 2 | .340 | .303 | | | | |
| Kaaihue,K | .211 | 5 | 19 | 2 | 4 | 8 | 1 | 0 | 1 | 3 | 0 | 0 | 2 | 0 | 4 | 0 | 0 | 1 | 1 | .421 | .286 | | | | |
| Moss,B | .224 | 20 | 67 | 11 | 15 | 39 | 3 | 0 | 7 | 12 | 0 | 0 | 0 | 7 | 25 | 0 | 0 | 1 | 4 | .582 | .297 | | | | |
| +Norris,D | .348 | 6 | 23 | 3 | 8 | 14 | 0 | 0 | 2 | 5 | 0 | 0 | 1 | 0 | 5 | 0 | 0 | 3 | 0 | .609 | .375 | | | | |
| Pennington | .220 | 24 | 82 | 11 | 18 | 29 | 5 | 0 | 2 | 8 | 2 | 1 | 0 | 8 | 0 | 19 | 4 | 0 | 0 | 2.354 | .286 | | | | |
| Reddick,J | .250 | 27 | 96 | 17 | 24 | 44 | 4 | 2 | 4 | 12 | 0 | 0 | 1 | 15 | 1 | 34 | 3 | 0 | 5 | .458 | .357 | | | | |
| Rosales,A | .143 | 7 | 14 | 2 | 2 | 2 | 0 | 0 | 0 | 3 | 0 | 0 | 0 | 4 | 1 | 2 | 0 | 0 | 1 | .143 | .333 | | | | |
| Smith,S | .296 | 24 | 71 | 12 | 21 | 42 | 7 | 1 | 4 | 15 | 0 | 1 | 2 | 11 | 1 | 15 | 1 | 0 | 2 | .592 | .400 | | | | |
| Sogard,E | .333 | 1 | 3 | 1 | 1 | 1 | 0 | 0 | 0 | 0 | 0 | 0 | 0 | 0 | 0 | 0 | 0 | 0 | 0 | .333 | .333 | | | | |
| Suzuki,K | .208 | 21 | 72 | 9 | 15 | 18 | 3 | 0 | 0 | 1 | 0 | 0 | 1 | 3 | 0 | 16 | 0 | 0 | 0 | .250 | .250 | | | | |
| Weeks,J | .235 | 26 | 98 | 12 | 23 | 32 | 5 | 2 | 0 | 6 | 1 | 1 | 1 | 15 | 0 | 12 | 1 | 1 | 2 | .327 | .339 | | | | |
| Balfour,G | .000 | 12 | 1 | 0 | 0 | 0 | 0 | 0 | 0 | 0 | 0 | 0 | 0 | 0 | 0 | 1 | 0 | 0 | 0 | .000 | .000 | | | | |
| Blackley,T | .000 | 5 | 2 | 0 | 0 | 0 | 0 | 0 | 0 | 0 | 0 | 0 | 0 | 0 | 0 | 2 | 0 | 0 | 0 | .000 | .000 | | | | |
| Blevins,J | .000 | 10 | 0 | 0 | 0 | 0 | 0 | 0 | 0 | 0 | 0 | 0 | 0 | 0 | 0 | 0 | 0 | 0 | 0 | .000 | .000 | | | | |
| +Carignan,A | .000 | 3 | 0 | 0 | 0 | 0 | 0 | 0 | 0 | 0 | 0 | 0 | 0 | 0 | 0 | 0 | 0 | 0 | 0 | .000 | .000 | | | | |
| Colon,B | .000 | 4 | 2 | 0 | 0 | 0 | 0 | 0 | 0 | 0 | 0 | 0 | 0 | 0 | 2 | 0 | 0 | 0 | 1 | .000 | .000 | | | | |
| +Cook,R | .000 | 12 | 0 | 0 | 0 | 0 | 0 | 0 | 0 | 0 | 0 | 0 | 0 | 0 | 0 | 0 | 0 | 0 | 0 | .000 | .000 | | | | |
| +Doolittle | .000 | 8 | 0 | 0 | 0 | 0 | 0 | 0 | 0 | 0 | 0 | 0 | 0 | 0 | 0 | 0 | 0 | 0 | 0 | .000 | .000 | | | | |
| +Figueroa,P | .000 | 1 | 0 | 0 | 0 | 0 | 0 | 0 | 0 | 0 | 0 | 0 | 0 | 0 | 0 | 0 | 0 | 0 | 0 | .000 | .000 | | | | |
| Fuentes,B | .000 | 6 | 0 | 0 | 0 | 0 | 0 | 0 | 0 | 0 | 0 | 0 | 0 | 0 | 0 | 0 | 0 | 0 | 0 | .000 | .000 | | | | |
| +Griffin,A | .000 | 2 | 0 | 0 | 0 | 0 | 0 | 0 | 0 | 0 | 0 | 0 | 0 | 0 | 0 | 0 | 0 | 0 | 0 | .000 | .000 | | | | |
| McCarthy,B | .000 | 3 | 0 | 0 | 0 | 0 | 0 | 0 | 0 | 0 | 0 | 0 | 0 | 0 | 0 | 0 | 0 | 0 | 0 | .000 | .000 | | | | |
| +Miller,J | .000 | 9 | 0 | 0 | 0 | 0 | 0 | 0 | 0 | 0 | 0 | 0 | 0 | 0 | 0 | 0 | 0 | 0 | 0 | .000 | .000 | | | | |
| +Milone,T | .200 | 6 | 5 | 1 | 1 | 1 | 0 | 0 | 0 | 2 | 0 | 0 | 0 | 0 | 0 | 1 | 0 | 0 | 0 | .200 | .200 | | | | |
| Norberto,J | .000 | 3 | 0 | 0 | 0 | 0 | 0 | 0 | 0 | 0 | 0 | 0 | 0 | 0 | 0 | 0 | 0 | 0 | 0 | .000 | .000 | | | | |
| +Parker,J | .000 | 5 | 5 | 0 | 0 | 0 | 0 | 0 | 0 | 0 | 1 | 0 | 0 | 0 | 3 | 0 | 0 | 0 | 0 | .000 | .000 | | | | |
| Ross,T | .000 | 3 | 0 | 0 | 0 | 0 | 0 | 0 | 0 | 0 | 0 | 0 | 0 | 0 | 0 | 0 | 0 | 0 | 0 | .000 | .000 | | | | |
| +Scribner,E | .000 | 3 | 0 | 0 | 0 | 0 | 0 | 0 | 0 | 0 | 0 | 0 | 0 | 0 | 0 | 0 | 0 | 0 | 0 | .000 | .000 | | | | |
| PITCHERS | .067 | 28 | 15 | 1 | 1 | 1 | 0 | 0 | 2 | 1 | 0 | 0 | 0 | 0 | 9 | 0 | 0 | 0 | 1 | .067 | .067 | | | | |
| OAKLAND | .250 | 28 | 935 | 133 | 234 | 397 | 47 | 7 | 34 | 125 | 7 | 6 | 6 | 103 | 4 | 231 | 19 | 4 | 20 | 20 | .425 | .327 | | | |
| OPPONENT | .229 | 28 | 885 | 99 | 203 | 303 | 35 | 4 | 19 | 95 | 10 | 4 | 7 | 92 | 6 | 197 | 20 | 13 | 23 | 16 | .342 | .306 | | | |

| PITCHER | W | L | ERA | G | GS | CG | GFSHO | SV | IP | H | R | ER | HR | HB | BB | IBB | SO | WP | BK | AVG | |
|------------------|-----------|-----------|-------------|-----------|-----------|----------|-----------|----------|-----------|--------------|------------|------------|------------|-----------|----------|------------|----------|------------|-----------|----------|-------------|
| | | | | | | | | | | | | | | | | | | | | | AVG |
| Balfour,G | 0 | 1 | 3.38 | 12 | 0 | 0 | 0 | 0 | 13.1 | 7 | 5 | 5 | 0 | 0 | 7 | 0 | 11 | 0 | 0 | .159 | |
| Blackley,T | 1 | 2 | 3.86 | 5 | 5 | 0 | 0 | 0 | 30.1 | 26 | 14 | 13 | 0 | 0 | 8 | 0 | 19 | 1 | 1 | .239 | |
| Blevins,J | 1 | 0 | 3.86 | 10 | 0 | 0 | 5 | 0 | 9.1 | 9 | 4 | 4 | 1 | 2 | 1 | 1 | 5 | 0 | 0 | .250 | |
| +Carignan,A | 0 | 0 | 0.00 | 3 | 0 | 0 | 1 | 0 | 2.1 | 2 | 0 | 0 | 0 | 0 | 2 | 0 | 2 | 0 | 0 | .250 | |
| Colon,B | 2 | 2 | 3.27 | 4 | 4 | 0 | 0 | 0 | 22.0 | 23 | 8 | 8 | 2 | 0 | 6 | 1 | 14 | 0 | 0 | .274 | |
| +Cook,R | 1 | 1 | 3.60 | 12 | 0 | 0 | 9 | 0 | 6 | 10.0 | 6 | 4 | 4 | 0 | 2 | 7 | 0 | 16 | 1 | .171 | |
| +Doolittle | 1 | 0 | 3.48 | 8 | 0 | 0 | 3 | 0 | 10.1 | 12 | 4 | 4 | 0 | 0 | 2 | 0 | 18 | 0 | 0 | .300 | |
| +Figueroa,P | 0 | 0 | 0.00 | 1 | 0 | 0 | 0 | 0 | 3.0 | 1 | 0 | 0 | 0 | 0 | 0 | 0 | 2 | 0 | 0 | .100 | |
| Fuentes,B | 0 | 1 | 16.88 | 6 | 0 | 0 | 4 | 0 | 1 | 5.1 | 12 | 10 | 10 | 3 | 0 | 6 | 0 | 3 | 0 | .444 | |
| +Griffin,A | 0 | 0 | 1.50 | 2 | 2 | 0 | 0 | 0 | 12.0 | 5 | 2 | 2 | 1 | 0 | 3 | 0 | 8 | 0 | 0 | .122 | |
| McCarthy,B | 3 | 0 | 1.35 | 3 | 3 | 0 | 0 | 0 | 20.0 | 13 | 3 | 3 | 0 | 0 | 3 | 0 | 12 | 0 | 0 | .188 | |
| +Miller,J | 1 | 1 | 2.38 | 9 | 0 | 0 | 3 | 0 | 11.1 | 10 | 3 | 3 | 1 | 0 | 10 | 1 | 9 | 0 | 0 | .244 | |
| +Milone,T | 2 | 2 | 3.89 | 6 | 6 | 1 | 0 | 0 | 37.0 | 40 | 21 | 16 | 8 | 0 | 8 | 1 | 28 | 0 | 0 | .272 | |
| Norberto,J | 0 | 0 | 0.00 | 3 | 0 | 0 | 1 | 0 | 0 | 4.1 | 3 | 1 | 0 | 0 | 0 | 4 | 0 | 4 | 0 | .214 | |
| +Parker,J | 3 | 1 | 2.18 | 5 | 5 | 0 | 0 | 0 | 33.0 | 19 | 8 | 8 | 2 | 1 | 15 | 2 | 29 | 2 | 0 | .174 | |
| Ross,T | 0 | 2 | 5.87 | 3 | 3 | 0 | 0 | 0 | 15.1 | 13 | 12 | 10 | 1 | 2 | 9 | 0 | 12 | 1 | 0 | .232 | |
| +Scribner,E | 0 | 0 | 0.00 | 3 | 0 | 0 | 1 | 0 | 1 | 4.2 | 2 | 0 | 0 | 0 | 1 | 0 | 5 | 0 | 0 | .133 | |
| OAKLAND | 15 | 13 | 3.32 | 28 | 28 | 1 | 27 | 3 | 8 | 243.2 | 203 | 99 | 90 | 19 | 7 | 92 | 6 | 197 | 5 | 1 | .229 |
| OPPONENTS | 13 | 15 | 4.58 | 28 | 28 | 1 | 27 | 2 | 10 | 243.2 | 234 | 133 | 124 | 34 | 6 | 103 | 4 | 231 | 11 | 0 | .250 |

JULY STATISTICS

| PLAYER | AVG | G | AB | R | H | TB | 2B | 3B | HR | RBI | SH | SF | HP | BB | IBB | SO | SB | CS | DP | GI | | |
|-------------|------|----|----|----|----|----|----|----|----|-----|----|----|----|----|-----|----|----|----|----|------|------|------|
| | | | | | | | | | | | | | | | | | | | | E | SLG | OBP |
| +Carter,C | .254 | 19 | 59 | 11 | 15 | 34 | 1 | 0 | 6 | 15 | 0 | 0 | 0 | 13 | 1 | 19 | 0 | 0 | 2 | 3 | .576 | .389 |
| +Cespedes,Y | .344 | 24 | 96 | 16 | 33 | 55 | 5 | 1 | 5 | 19 | 0 | 0 | 1 | 6 | 1 | 21 | 4 | 0 | 0 | 0 | .573 | .388 |
| Crisp,C | .342 | 18 | 73 | 11 | 25 | 41 | 3 | 2 | 3 | 8 | 1 | 1 | 0 | 6 | 0 | 12 | 4 | 2 | 1 | 0 | .562 | .388 |
| Gomes,J | .302 | 15 | 43 | 8 | 13 | 19 | 0 | 0 | 2 | 8 | 0 | 0 | 1 | 9 | 0 | 15 | 1 | 0 | 0 | 0 | .442 | .434 |
| Hicks,B | .195 | 14 | 41 | 8 | 8 | 20 | 3 | 0 | 3 | 5 | 0 | 0 | 0 | 4 | 0 | 22 | 1 | 0 | 1 | 2 | .488 | .267 |
| Inge,B | .213 | 23 | 94 | 10 | 20 | 36 | 4 | 0 | 4 | 12 | 0 | 1 | 0 | 2 | 0 | 33 | 0 | 1 | 0 | 3 | .383 | .227 |
| Kottaras,G | .333 | 1 | 3 | 0 | 1 | 1 | 0 | 0 | 0 | 0 | 0 | 0 | 0 | 0 | 0 | 1 | 0 | 0 | 0 | 0 | .333 | .333 |
| Moss,B | .269 | 20 | 52 | 8 | 14 | 29 | 3 | 0 | 4 | 9 | 0 | 0 | 3 | 4 | 0 | 15 | 0 | 0 | 1 | 1 | .558 | .356 |
| +Norris,D | .130 | 15 | 54 | 7 | 7 | 11 | 1 | 0 | 1 | 6 | 0 | 0 | 0 | 6 | 1 | 16 | 3 | 0 | 1 | 1 | .204 | .217 |
| Pennington | .111 | 10 | 27 | 1 | 3 | 3 | 0 | 0 | 0 | 0 | 1 | 0 | 0 | 2 | 0 | 7 | 0 | 2 | 1 | 0 | .111 | .172 |
| Reddick,J | .269 | 23 | 93 | 10 | 25 | 48 | 9 | 1 | 4 | 11 | 0 | 1 | 0 | 8 | 2 | 22 | 0 | 2 | 1 | .516 | .324 | |
| Smith,S | .203 | 20 | 69 | 7 | 14 | 29 | 4 | 1 | 3 | 11 | 0 | 0 | 0 | 6 | 2 | 16 | 0 | 1 | 1 | 0 | .420 | .267 |
| Sogard,E | .263 | 9 | 19 | 1 | 5 | 8 | 1 | 1 | 0 | 1 | 0 | 0 | 0 | 1 | 0 | 3 | 1 | 0 | 0 | 0 | .421 | .300 |
| Suzuki,K | .273 | 9 | 33 | 3 | 9 | 15 | 3 | 0 | 1 | 2 | 2 | 0 | 0 | 0 | 0 | 8 | 0 | 0 | 0 | 0 | .455 | .273 |
| Weeks,J | .206 | 24 | 97 | 16 | 20 | 24 | 2 | 1 | 0 | 6 | 3 | 2 | 1 | 8 | 0 | 15 | 3 | 0 | 2 | 0 | .247 | .269 |
| Balfour,G | .000 | 10 | 0 | 0 | 0 | 0 | 0 | 0 | 0 | 0 | 0 | 0 | 0 | 0 | 0 | 0 | 0 | 0 | 0 | 0 | .000 | .000 |
| Blackley,T | .000 | 5 | 0 | 0 | 0 | 0 | 0 | 0 | 0 | 0 | 0 | 0 | 0 | 0 | 0 | 0 | 0 | 0 | 0 | 0 | .000 | .000 |
| Blevins,J | .000 | 11 | 0 | 0 | 0 | 0 | 0 | 0 | 0 | 0 | 0 | 0 | 0 | 0 | 0 | 0 | 0 | 0 | 0 | 0 | .000 | .000 |
| Colon,B | .000 | 5 | 0 | 0 | 0 | 0 | 0 | 0 | 0 | 0 | 0 | 0 | 0 | 0 | 0 | 0 | 0 | 0 | 0 | 1 | .000 | .000 |
| +Cook,R | .000 | 10 | 0 | 0 | 0 | 0 | 0 | 0 | 0 | 0 | 0 | 0 | 0 | 0 | 0 | 0 | 0 | 0 | 0 | 0 | .000 | .000 |
| +Doolittle, | .000 | 10 | 0 | 0 | 0 | 0 | 0 | 0 | 0 | 0 | 0 | 0 | 0 | 0 | 0 | 0 | 0 | 0 | 0 | 0 | .000 | .000 |
| +Griffin,A | .000 | 5 | 0 | 0 | 0 | 0 | 0 | 0 | 0 | 0 | 0 | 0 | 0 | 0 | 0 | 0 | 0 | 0 | 0 | 0 | .000 | .000 |
| +Miller,J | .000 | 6 | 0 | 0 | 0 | 0 | 0 | 0 | 0 | 0 | 0 | 0 | 0 | 0 | 0 | 0 | 0 | 0 | 0 | 0 | .000 | .000 |
| +Milone,T | .000 | 5 | 0 | 0 | 0 | 0 | 0 | 0 | 0 | 0 | 0 | 0 | 0 | 0 | 0 | 0 | 0 | 0 | 0 | 1 | .000 | .000 |
| Norberto,J | .000 | 9 | 0 | 0 | 0 | 0 | 0 | 0 | 0 | 0 | 0 | 0 | 0 | 0 | 0 | 0 | 0 | 0 | 0 | 0 | .000 | .000 |
| +Parker,J | .000 | 5 | 0 | 0 | 0 | 0 | 0 | 0 | 0 | 0 | 0 | 0 | 0 | 0 | 0 | 0 | 0 | 0 | 0 | 1 | .000 | .000 |
| +Scribner,E | .000 | 9 | 0 | 0 | 0 | 0 | 0 | 0 | 0 | 0 | 0 | 0 | 0 | 0 | 0 | 0 | 0 | 0 | 0 | 0 | .000 | .000 |
| PITCHERS | .000 | 24 | 0 | 0 | 0 | 0 | 0 | 0 | 0 | 0 | 0 | 0 | 0 | 0 | 0 | 0 | 0 | 0 | 0 | 3 | .000 | .000 |

| | | | | | | | | | | | | | | | | | | | | | | |
|-----------------|-------------|-----------|------------|------------|------------|------------|-----------|----------|-----------|------------|----------|----------|----------|-----------|----------|------------|-----------|----------|-----------|-----------|-------------|-------------|
| OAKLAND | .249 | 24 | 853 | 117 | 212 | 373 | 39 | 7 | 36 | 113 | 7 | 5 | 6 | 75 | 7 | 225 | 17 | 6 | 12 | 14 | .437 | .312 |
| OPPONENT | .241 | 24 | 871 | 83 | 210 | 316 | 33 | 2 | 23 | 79 | 1 | 5 | 4 | 50 | 3 | 201 | 7 | 8 | 11 | 10 | .363 | .284 |

| PITCHER | W | L | ERA | G | GS | CG | GFSHO | SV | IP | H | R | ER | HR | HB | BB | IBB | SO | WP | BK | AVG | |
|------------------|-----------|-----------|-------------|-----------|-----------|----------|-----------|----------|----------|--------------|------------|------------|------------|-----------|----------|-----------|----------|------------|----------|----------|-------------|
| | | | | | | | | | | | | | | | | | | | | | Balfour,G |
| Blackley, | 2 | 1 | 3.29 | 5 | 4 | 0 | 0 | 0 | 27.1 | 25 | 10 | 10 | 2 | 1 | 6 | 0 | 19 | 2 | 1 | .245 | |
| Blevins,J | 3 | 0 | 1.42 | 11 | 0 | 0 | 4 | 0 | 12.2 | 7 | 2 | 2 | 1 | 1 | 3 | 1 | 15 | 0 | 0 | .159 | |
| Colon,B | 1 | 1 | 2.65 | 5 | 5 | 0 | 0 | 0 | 34.0 | 35 | 11 | 10 | 3 | 0 | 4 | 1 | 23 | 0 | 0 | .257 | |
| +Cook,R | 2 | 0 | 2.53 | 10 | 0 | 0 | 6 | 4 | 10.2 | 7 | 3 | 3 | 2 | 1 | 2 | 1 | 9 | 0 | 0 | .184 | |
| +Doolittle | 0 | 0 | 4.63 | 10 | 0 | 0 | 2 | 0 | 11.2 | 6 | 6 | 6 | 0 | 0 | 4 | 0 | 13 | 0 | 0 | .150 | |
| +Griffin,A | 3 | 0 | 2.90 | 5 | 5 | 0 | 0 | 0 | 31.0 | 27 | 10 | 10 | 4 | 0 | 7 | 0 | 27 | 0 | 0 | .233 | |
| +Miller,J | 0 | 0 | 3.24 | 6 | 0 | 0 | 5 | 0 | 8.1 | 6 | 3 | 3 | 2 | 1 | 5 | 0 | 9 | 0 | 0 | .200 | |
| +Milone,T | 1 | 2 | 3.55 | 5 | 5 | 0 | 0 | 0 | 33.0 | 37 | 14 | 13 | 3 | 0 | 3 | 0 | 34 | 2 | 0 | .289 | |
| Norberto, | 3 | 0 | 1.59 | 9 | 0 | 0 | 3 | 0 | 0 | 11.1 | 11 | 2 | 2 | 2 | 0 | 3 | 0 | 10 | 1 | 1 | .244 |
| +Parker,J | 3 | 1 | 5.34 | 5 | 5 | 0 | 0 | 0 | 30.1 | 34 | 18 | 18 | 3 | 0 | 7 | 0 | 26 | 2 | 0 | .286 | |
| +Scribner, | 0 | 0 | 2.89 | 9 | 0 | 0 | 4 | 0 | 0 | 9.1 | 10 | 4 | 3 | 1 | 0 | 2 | 0 | 8 | 0 | 0 | .256 |
| OAKLAND | 19 | 5 | 3.14 | 24 | 24 | 0 | 24 | 1 | 5 | 229.0 | 210 | 83 | 80 | 23 | 4 | 50 | 3 | 201 | 8 | 2 | .241 |
| OPPONENTS | 5 | 19 | 4.57 | 24 | 24 | 2 | 22 | 1 | 0 | 222.2 | 212 | 117 | 113 | 36 | 6 | 75 | 7 | 225 | 8 | 0 | .249 |

AUGUST STATISTICS

| PLAYER | AVG | G | AB | R | H | TB | 2B | 3B | HR | RBI | SH | SF | HP | BB | IBB | SO | SB | CS | DP | GI | | |
|-----------------|-------------|-----------|------------|------------|------------|------------|-----------|----------|-----------|------------|----------|----------|-----------|-----------|----------|------------|-----------|----------|-----------|-----------|-------------|-------------|
| | | | | | | | | | | | | | | | | | | | | E | SLG | OBP |
| +Carter,C | .275 | 27 | 91 | 16 | 25 | 46 | 9 | 0 | 4 | 14 | 0 | 2 | 0 | 13 | 0 | 31 | 0 | 0 | 0 | 1 | .505 | .358 |
| +Cespedes,Y | .293 | 27 | 99 | 16 | 29 | 42 | 5 | 1 | 2 | 9 | 0 | 0 | 3 | 8 | 1 | 19 | 4 | 1 | 2 | 1 | .424 | .364 |
| Crisp,C | .259 | 26 | 108 | 21 | 28 | 55 | 11 | 2 | 4 | 14 | 0 | 1 | 0 | 10 | 0 | 13 | 9 | 1 | 2 | 1 | .509 | .319 |
| +Donaldson, | .344 | 17 | 64 | 8 | 22 | 40 | 6 | 0 | 4 | 14 | 0 | 0 | 1 | 6 | 0 | 12 | 2 | 1 | 3 | 2 | .625 | .408 |
| Drew,S | .211 | 10 | 38 | 6 | 8 | 10 | 2 | 0 | 0 | 2 | 0 | 1 | 0 | 6 | 0 | 7 | 1 | 0 | 0 | 1 | .263 | .311 |
| Gomes,J | .245 | 12 | 49 | 8 | 12 | 28 | 1 | 0 | 5 | 10 | 0 | 0 | 0 | 4 | 0 | 17 | 0 | 0 | 1 | 0 | .571 | .302 |
| Inge,B | .256 | 10 | 39 | 6 | 10 | 14 | 1 | 0 | 1 | 4 | 0 | 0 | 0 | 5 | 0 | 9 | 0 | 0 | 1 | 0 | .359 | .341 |
| Kottaras,G | .219 | 9 | 32 | 6 | 7 | 17 | 1 | 0 | 3 | 11 | 0 | 0 | 0 | 4 | 0 | 8 | 0 | 0 | 2 | 2 | .531 | .306 |
| Moss,B | .274 | 18 | 62 | 10 | 17 | 32 | 3 | 0 | 4 | 13 | 0 | 0 | 0 | 4 | 0 | 20 | 0 | 1 | 2 | 0 | .516 | .318 |
| +Norris,D | .200 | 20 | 70 | 4 | 14 | 26 | 6 | 0 | 2 | 12 | 0 | 0 | 1 | 7 | 0 | 25 | 2 | 1 | 2 | 2 | .371 | .282 |
| Pennington | .241 | 17 | 54 | 9 | 13 | 21 | 3 | 1 | 1 | 5 | 0 | 1 | 1 | 4 | 0 | 12 | 2 | 1 | 0 | 3 | .389 | .300 |
| Reddick,J | .259 | 26 | 108 | 13 | 28 | 50 | 4 | 0 | 6 | 23 | 0 | 1 | 0 | 5 | 1 | 28 | 2 | 1 | 1 | 2 | .463 | .289 |
| Rosales,A | .286 | 15 | 42 | 6 | 12 | 21 | 3 | 0 | 2 | 5 | 0 | 1 | 0 | 2 | 0 | 10 | 0 | 0 | 1 | 0 | .500 | .311 |
| Smith,S | .270 | 10 | 37 | 9 | 10 | 16 | 3 | 0 | 1 | 4 | 0 | 1 | 0 | 3 | 1 | 8 | 0 | 0 | 0 | 0 | .432 | .317 |
| Sogard,E | .143 | 6 | 14 | 1 | 2 | 3 | 1 | 0 | 0 | 0 | 0 | 0 | 0 | 0 | 0 | 2 | 0 | 0 | 1 | 0 | .214 | .143 |
| Suzuki,K | .333 | 1 | 3 | 0 | 1 | 2 | 1 | 0 | 0 | 0 | 0 | 0 | 0 | 0 | 0 | 0 | 0 | 0 | 0 | 0 | .667 | .333 |
| +Taylor,M | .000 | 2 | 5 | 0 | 0 | 0 | 0 | 0 | 0 | 0 | 0 | 0 | 0 | 0 | 0 | 3 | 0 | 0 | 1 | 0 | .000 | .000 |
| Weeks,J | .232 | 17 | 56 | 7 | 13 | 18 | 1 | 2 | 0 | 3 | 4 | 0 | 1 | 7 | 0 | 11 | 1 | 0 | 0 | 3 | .321 | .328 |
| Anderson,B | .000 | 2 | 0 | 0 | 0 | 0 | 0 | 0 | 0 | 0 | 0 | 0 | 0 | 0 | 0 | 0 | 0 | 0 | 0 | 0 | .000 | .000 |
| Balfour,G | .000 | 12 | 0 | 0 | 0 | 0 | 0 | 0 | 0 | 0 | 0 | 0 | 0 | 0 | 0 | 0 | 0 | 0 | 0 | 0 | .000 | .000 |
| Blackley,T | .000 | 5 | 0 | 0 | 0 | 0 | 0 | 0 | 0 | 0 | 0 | 0 | 0 | 0 | 0 | 0 | 0 | 0 | 0 | 0 | .000 | .000 |
| Blevins,J | .000 | 11 | 0 | 0 | 0 | 0 | 0 | 0 | 0 | 0 | 0 | 0 | 0 | 0 | 0 | 0 | 0 | 0 | 0 | 0 | .000 | .000 |
| Colon,B | .000 | 4 | 0 | 0 | 0 | 0 | 0 | 0 | 0 | 0 | 0 | 0 | 0 | 0 | 0 | 0 | 0 | 0 | 0 | 1 | .000 | .000 |
| +Cook,R | .000 | 11 | 0 | 0 | 0 | 0 | 0 | 0 | 0 | 0 | 0 | 0 | 0 | 0 | 0 | 0 | 0 | 0 | 0 | 0 | .000 | .000 |
| +Doolittle, | .000 | 10 | 0 | 0 | 0 | 0 | 0 | 0 | 0 | 0 | 0 | 0 | 0 | 0 | 0 | 0 | 0 | 0 | 0 | 1 | .000 | .000 |
| +Figueroa,P | .000 | 3 | 0 | 0 | 0 | 0 | 0 | 0 | 0 | 0 | 0 | 0 | 0 | 0 | 0 | 0 | 0 | 0 | 0 | 0 | .000 | .000 |
| +Griffin,A | .000 | 1 | 0 | 0 | 0 | 0 | 0 | 0 | 0 | 0 | 0 | 0 | 0 | 0 | 0 | 0 | 0 | 0 | 0 | 0 | .000 | .000 |
| McCarthy,B | .000 | 5 | 0 | 0 | 0 | 0 | 0 | 0 | 0 | 0 | 0 | 0 | 0 | 0 | 0 | 0 | 0 | 0 | 0 | 0 | .000 | .000 |
| +Miller,J | .000 | 1 | 0 | 0 | 0 | 0 | 0 | 0 | 0 | 0 | 0 | 0 | 0 | 0 | 0 | 0 | 0 | 0 | 0 | 0 | .000 | .000 |
| +Milone,T | .000 | 4 | 0 | 0 | 0 | 0 | 0 | 0 | 0 | 0 | 0 | 0 | 0 | 0 | 0 | 0 | 0 | 0 | 0 | 0 | .000 | .000 |
| Neshek,P | .000 | 10 | 0 | 0 | 0 | 0 | 0 | 0 | 0 | 0 | 0 | 0 | 0 | 0 | 0 | 0 | 0 | 0 | 0 | 0 | .000 | .000 |
| Norberto,J | .000 | 6 | 0 | 0 | 0 | 0 | 0 | 0 | 0 | 0 | 0 | 0 | 0 | 0 | 0 | 0 | 0 | 0 | 0 | 0 | .000 | .000 |
| +Parker,J | .000 | 6 | 0 | 0 | 0 | 0 | 0 | 0 | 0 | 0 | 0 | 0 | 0 | 0 | 0 | 0 | 0 | 0 | 0 | 0 | .000 | .000 |
| Ross,T | .000 | 1 | 0 | 0 | 0 | 0 | 0 | 0 | 0 | 0 | 0 | 0 | 0 | 0 | 0 | 0 | 0 | 0 | 0 | 0 | .000 | .000 |
| +Scribner,E | .000 | 7 | 0 | 0 | 0 | 0 | 0 | 0 | 0 | 0 | 0 | 0 | 0 | 0 | 0 | 0 | 0 | 0 | 0 | 0 | .000 | .000 |
| +Straily,D | .000 | 3 | 0 | 0 | 0 | 0 | 0 | 0 | 0 | 0 | 0 | 0 | 0 | 0 | 0 | 0 | 0 | 0 | 0 | 0 | .000 | .000 |
| PITCHERS | .000 | 28 | 0 | 0 | 0 | 0 | 0 | 0 | 0 | 0 | 0 | 0 | 0 | 0 | 0 | 0 | 0 | 0 | 0 | 2 | .000 | .000 |
| OAKLAND | .258 | 28 | 971 | 146 | 251 | 441 | 61 | 6 | 39 | 143 | 4 | 8 | 7 | 88 | 3 | 235 | 23 | 7 | 19 | 20 | .454 | .322 |
| OPPONENT | .244 | 28 | 973 | 102 | 237 | 364 | 42 | 2 | 27 | 99 | 5 | 9 | 15 | 60 | 6 | 206 | 23 | 5 | 14 | 17 | .374 | .295 |

| PITCHER | W | L | ERA | G | GS | CG | GFSHO | SV | IP | H | R | ER | HR | HB | BB | IBB | SO | WP | BK | AVG | |
|------------------|-----------|-----------|-------------|-----------|-----------|----------|-----------|----------|-----------|--------------|------------|------------|------------|-----------|-----------|-----------|----------|------------|-----------|----------|-------------|
| | | | | | | | | | | | | | | | | | | | | | OPP |
| Anderson, | 2 | 0 | 0.64 | 2 | 2 | 0 | 0 | 0 | 14.0 | 6 | 1 | 1 | 0 | 0 | 2 | 0 | 11 | 1 | 0 | .133 | |
| Balfour,G | 0 | 0 | 1.46 | 12 | 0 | 0 | 9 | 8 | 12.1 | 3 | 2 | 2 | 1 | 1 | 2 | 0 | 15 | 0 | 0 | .075 | |
| Blackley, | 2 | 0 | 4.64 | 5 | 2 | 0 | 3 | 0 | 21.1 | 18 | 11 | 11 | 4 | 2 | 7 | 1 | 16 | 1 | 0 | .228 | |
| Blevins,J | 0 | 1 | 5.00 | 11 | 0 | 0 | 1 | 0 | 9.0 | 9 | 5 | 5 | 1 | 1 | 6 | 0 | 6 | 1 | 0 | .265 | |
| Colon,B | 3 | 1 | 1.88 | 4 | 4 | 0 | 0 | 0 | 28.2 | 25 | 8 | 6 | 2 | 0 | 3 | 1 | 13 | 0 | 0 | .223 | |
| +Cook,R | 2 | 0 | 4.63 | 11 | 0 | 0 | 5 | 0 | 3 | 11.2 | 14 | 6 | 6 | 2 | 1 | 1 | 0 | 16 | 0 | .298 | |
| +Doolittle | 0 | 0 | 1.04 | 10 | 0 | 0 | 0 | 0 | 8.2 | 11 | 3 | 1 | 0 | 0 | 2 | 1 | 14 | 0 | 0 | .306 | |
| +Figueroa, | 0 | 0 | 0.00 | 3 | 0 | 0 | 2 | 0 | 4.2 | 2 | 0 | 0 | 0 | 0 | 3 | 1 | 3 | 1 | 0 | .133 | |
| +Griffin,A | 0 | 0 | 0.00 | 1 | 1 | 0 | 0 | 0 | 1.2 | 1 | 0 | 0 | 0 | 0 | 0 | 0 | 0 | 0 | 0 | .167 | |
| McCarthy, | 2 | 2 | 4.60 | 5 | 5 | 0 | 0 | 0 | 29.1 | 35 | 16 | 15 | 5 | 4 | 4 | 0 | 18 | 0 | 0 | .297 | |
| +Miller,J | 0 | 0 | 0.00 | 1 | 0 | 0 | 1 | 0 | 2.1 | 1 | 0 | 0 | 0 | 1 | 0 | 0 | 2 | 0 | 0 | .125 | |
| +Milone,T | 2 | 1 | 3.96 | 4 | 4 | 0 | 0 | 0 | 25.0 | 25 | 11 | 11 | 2 | 2 | 4 | 1 | 20 | 0 | 0 | .250 | |
| Neshek,P | 1 | 1 | 1.08 | 10 | 0 | 0 | 3 | 0 | 8.1 | 4 | 1 | 1 | 1 | 1 | 3 | 1 | 11 | 0 | 0 | .138 | |
| Norberto, | 1 | 0 | 2.45 | 6 | 0 | 0 | 0 | 0 | 11.0 | 7 | 3 | 3 | 2 | 1 | 3 | 0 | 14 | 0 | 0 | .179 | |
| +Parker,J | 2 | 3 | 4.71 | 6 | 6 | 0 | 0 | 0 | 36.1 | 43 | 20 | 19 | 2 | 1 | 12 | 0 | 23 | 2 | 0 | .301 | |
| Ross,T | 0 | 1 | 7.50 | 1 | 1 | 0 | 0 | 0 | 6.0 | 9 | 5 | 5 | 0 | 0 | 2 | 0 | 6 | 0 | 0 | .375 | |
| +Scribner, | 0 | 0 | 4.32 | 7 | 0 | 0 | 4 | 0 | 8.1 | 8 | 4 | 4 | 1 | 0 | 2 | 0 | 6 | 0 | 0 | .242 | |
| +Straily,D | 1 | 0 | 3.18 | 3 | 3 | 0 | 0 | 0 | 17.0 | 16 | 6 | 6 | 4 | 0 | 4 | 0 | 12 | 0 | 0 | .246 | |
| OAKLAND | 18 | 10 | 3.38 | 28 | 28 | 0 | 28 | 4 | 11 | 255.2 | 237 | 102 | 96 | 27 | 15 | 60 | 6 | 206 | 6 | 0 | .244 |
| OPPONENTS | 10 | 18 | 4.78 | 28 | 28 | 2 | 26 | 3 | 4 | 250.1 | 251 | 146 | 133 | 39 | 7 | 88 | 3 | 235 | 13 | 0 | .258 |

SEPTEMBER STATISTICS

| PLAYER | AVG | G | AB | R | H | TB | 2B | 3B | HR | RBI | SH | SF | HP | BB | IBB | SO | CS | SB | GI | | | E | SLG | OBP |
|-----------------|-------------|-----------|------------|------------|------------|------------|-----------|----------|-----------|------------|----------|-----------|----------|-----------|----------|------------|-----------|----------|-----------|-----------|-------------|-------------|------|-----|
| | | | | | | | | | | | | | | | | | | | DP | DP | DP | | | |
| Barton,D | .286 | 9 | 7 | 1 | 2 | 3 | 1 | 0 | 0 | 2 | 0 | 0 | 0 | 3 | 0 | 2 | 0 | 0 | 0 | 0 | 0 | .429 | .500 | |
| +Carter,C | .150 | 18 | 60 | 6 | 9 | 22 | 1 | 0 | 4 | 8 | 0 | 1 | 0 | 11 | 0 | 31 | 0 | 0 | 2 | 1 | .367 | .278 | | |
| +Cespedes,Y | .228 | 26 | 101 | 14 | 23 | 47 | 4 | 1 | 6 | 17 | 0 | 2 | 0 | 11 | 2 | 18 | 4 | 0 | 1 | 0 | .465 | .298 | | |
| +Cowgill,C | .250 | 6 | 8 | 1 | 2 | 3 | 1 | 0 | 0 | 0 | 0 | 0 | 0 | 0 | 3 | 0 | 0 | 0 | 0 | 0 | .375 | .250 | | |
| Crisp,C | .258 | 18 | 62 | 10 | 16 | 29 | 3 | 2 | 2 | 5 | 0 | 0 | 0 | 9 | 0 | 10 | 7 | 0 | 0 | 0 | .468 | .352 | | |
| +Donaldson, | .269 | 25 | 93 | 17 | 25 | 39 | 5 | 0 | 3 | 10 | 0 | 0 | 4 | 6 | 0 | 19 | 1 | 0 | 2 | 4 | .419 | .340 | | |
| Drew,S | .295 | 24 | 95 | 11 | 28 | 46 | 3 | 0 | 5 | 14 | 0 | 1 | 0 | 9 | 1 | 26 | 0 | 1 | 1 | 4 | .484 | .352 | | |
| Gomes,J | .300 | 17 | 40 | 6 | 12 | 21 | 3 | 0 | 2 | 7 | 1 | 0 | 4 | 6 | 0 | 16 | 0 | 0 | 1 | 1 | .525 | .440 | | |
| Hicks,B | .000 | 2 | 4 | 0 | 0 | 0 | 0 | 0 | 0 | 0 | 0 | 0 | 0 | 1 | 0 | 2 | 0 | 0 | 0 | 0 | .000 | .200 | | |
| Inge,B | .500 | 1 | 2 | 1 | 1 | 2 | 1 | 0 | 0 | 2 | 0 | 0 | 0 | 0 | 0 | 1 | 0 | 0 | 0 | 0 | .000 | .500 | | |
| Kottaras,G | .208 | 15 | 48 | 4 | 10 | 22 | 1 | 1 | 3 | 8 | 0 | 0 | 0 | 3 | 0 | 15 | 0 | 0 | 0 | 1 | .458 | .255 | | |
| Moss,B | .338 | 21 | 68 | 15 | 23 | 44 | 6 | 0 | 5 | 8 | 0 | 0 | 0 | 10 | 2 | 26 | 0 | 0 | 1 | 3 | .647 | .423 | | |
| +Norris,D | .188 | 14 | 48 | 4 | 9 | 15 | 1 | 1 | 1 | 8 | 0 | 1 | 0 | 6 | 0 | 15 | 0 | 0 | 0 | 2 | .313 | .273 | | |
| Pennington | .286 | 21 | 70 | 11 | 20 | 28 | 2 | 0 | 2 | 7 | 0 | 0 | 0 | 6 | 0 | 14 | 2 | 1 | 0 | 1 | .400 | .342 | | |
| Reddick,J | .165 | 26 | 103 | 10 | 17 | 29 | 3 | 0 | 3 | 8 | 0 | 1 | 0 | 7 | 1 | 24 | 1 | 0 | 2 | 0 | .282 | .216 | | |
| Rosales,A | .185 | 11 | 27 | 3 | 5 | 6 | 1 | 0 | 0 | 0 | 0 | 0 | 0 | 0 | 10 | 0 | 0 | 0 | 0 | 0 | .222 | .185 | | |
| Smith,S | .224 | 22 | 67 | 8 | 15 | 26 | 5 | 0 | 2 | 9 | 0 | 0 | 0 | 7 | 1 | 24 | 0 | 0 | 1 | 2 | .388 | .297 | | |
| Weeks,J | .333 | 4 | 6 | 0 | 2 | 3 | 1 | 0 | 0 | 0 | 0 | 0 | 0 | 0 | 0 | 2 | 1 | 0 | 0 | 0 | .500 | .333 | | |
| Accardo,J | .000 | 1 | 0 | 0 | 0 | 0 | 0 | 0 | 0 | 0 | 0 | 0 | 0 | 0 | 0 | 0 | 0 | 0 | 0 | 0 | .000 | .000 | | |
| Anderson,B | .000 | 4 | 0 | 0 | 0 | 0 | 0 | 0 | 0 | 0 | 0 | 0 | 0 | 0 | 0 | 0 | 0 | 0 | 0 | 0 | .000 | .000 | | |
| Balfour,G | .000 | 10 | 0 | 0 | 0 | 0 | 0 | 0 | 0 | 0 | 0 | 0 | 0 | 0 | 0 | 0 | 0 | 0 | 0 | 0 | .000 | .000 | | |
| +Blackley,T | .000 | 4 | 0 | 0 | 0 | 0 | 0 | 0 | 0 | 0 | 0 | 0 | 0 | 0 | 0 | 0 | 0 | 0 | 0 | 0 | .000 | .000 | | |
| Blevins,J | .000 | 11 | 0 | 0 | 0 | 0 | 0 | 0 | 0 | 0 | 0 | 0 | 0 | 0 | 0 | 0 | 0 | 0 | 0 | 0 | .000 | .000 | | |
| Chavez,J | .000 | 4 | 0 | 0 | 0 | 0 | 0 | 0 | 0 | 0 | 0 | 0 | 0 | 0 | 0 | 0 | 0 | 0 | 0 | 0 | .000 | .000 | | |
| +Cook,R | .000 | 11 | 0 | 0 | 0 | 0 | 0 | 0 | 0 | 0 | 0 | 0 | 0 | 0 | 0 | 0 | 0 | 0 | 0 | 0 | .000 | .000 | | |
| +Doolittle, | .000 | 12 | 0 | 0 | 0 | 0 | 0 | 0 | 0 | 0 | 0 | 0 | 0 | 0 | 0 | 0 | 0 | 0 | 0 | 0 | 1.000 | .000 | | |
| +Figueroa,P | .000 | 6 | 0 | 0 | 0 | 0 | 0 | 0 | 0 | 0 | 0 | 0 | 0 | 0 | 0 | 0 | 0 | 0 | 0 | 0 | .000 | .000 | | |
| +Griffin,A | .000 | 6 | 0 | 0 | 0 | 0 | 0 | 0 | 0 | 0 | 0 | 0 | 0 | 0 | 0 | 0 | 0 | 0 | 0 | 0 | .000 | .000 | | |
| McCarthy,B | .000 | 1 | 0 | 0 | 0 | 0 | 0 | 0 | 0 | 0 | 0 | 0 | 0 | 0 | 0 | 0 | 0 | 0 | 0 | 0 | .000 | .000 | | |
| +Miller,J | .000 | 8 | 0 | 0 | 0 | 0 | 0 | 0 | 0 | 0 | 0 | 0 | 0 | 0 | 0 | 0 | 0 | 0 | 0 | 0 | .000 | .000 | | |
| +Milone,T | .000 | 5 | 0 | 0 | 0 | 0 | 0 | 0 | 0 | 0 | 0 | 0 | 0 | 0 | 0 | 0 | 0 | 0 | 0 | 0 | .000 | .000 | | |
| Neshek,P | .000 | 12 | 0 | 0 | 0 | 0 | 0 | 0 | 0 | 0 | 0 | 0 | 0 | 0 | 0 | 0 | 0 | 0 | 0 | 0 | .000 | .000 | | |
| +Parker,J | .000 | 5 | 0 | 0 | 0 | 0 | 0 | 0 | 0 | 0 | 0 | 0 | 0 | 0 | 0 | 0 | 0 | 0 | 0 | 0 | 1.000 | .000 | | |
| Ross,T | .000 | 5 | 0 | 0 | 0 | 0 | 0 | 0 | 0 | 0 | 0 | 0 | 0 | 0 | 0 | 0 | 0 | 0 | 0 | 0 | .000 | .000 | | |
| +Scribner,E | .000 | 9 | 0 | 0 | 0 | 0 | 0 | 0 | 0 | 0 | 0 | 0 | 0 | 0 | 0 | 0 | 0 | 0 | 0 | 0 | .000 | .000 | | |
| +Straily,D | .000 | 3 | 0 | 0 | 0 | 0 | 0 | 0 | 0 | 0 | 0 | 0 | 0 | 0 | 0 | 0 | 0 | 0 | 0 | 0 | .000 | .000 | | |
| PITCHERS | .000 | 26 | 0 | 0 | 0 | 0 | 0 | 0 | 0 | 0 | 0 | 0 | 0 | 0 | 0 | 0 | 0 | 0 | 0 | 0 | 2.000 | .000 | | |
| OAKLAND | .241 | 26 | 909 | 122 | 219 | 385 | 42 | 5 | 38 | 113 | 1 | 6 | 8 | 95 | 7 | 258 | 16 | 2 | 11 | 21 | .424 | .316 | | |
| OPPONENT | .264 | 26 | 906 | 113 | 239 | 370 | 42 | 1 | 29 | 104 | 9 | 10 | 6 | 79 | 6 | 186 | 17 | 4 | 18 | 16 | .408 | .324 | | |

| PITCHER | W | L | ERA | G | GS | CG | GFSHO | SV | IP | H | R | ER | HR | HB | BB | IBB | SO | WP | BK | OPP | |
|------------------|-----------|-----------|-------------|-----------|-----------|----------|-----------|----------|----------|--------------|------------|------------|------------|-----------|----------|-----------|----------|------------|----------|----------|-------------|
| | | | | | | | | | | | | | | | | | | | | AVG | |
| Accardo,J | 0 | 0 | 9.00 | 1 | 0 | 0 | 0 | 0 | 2.0 | 4 | 2 | 2 | 0 | 0 | 0 | 0 | 1 | 0 | 0 | .444 | |
| Anderson, | 2 | 2 | 3.86 | 4 | 4 | 0 | 0 | 0 | 21.0 | 23 | 10 | 9 | 1 | 1 | 5 | 1 | 14 | 0 | 0 | .274 | |
| Balfour,G | 0 | 0 | 3.86 | 10 | 0 | 0 | 7 | 0 | 6 | 9.1 | 8 | 4 | 4 | 0 | 0 | 4 | 0 | 11 | 0 | .235 | |
| +Blackley, | 0 | 1 | 10.80 | 4 | 2 | 0 | 0 | 0 | 6.2 | 12 | 9 | 8 | 3 | 0 | 6 | 0 | 3 | 2 | 1 | .375 | |
| Blevins,J | 1 | 0 | 1.86 | 11 | 0 | 0 | 3 | 0 | 1 | 9.2 | 4 | 2 | 2 | 1 | 1 | 5 | 1 | 5 | 0 | .138 | |
| Chavez,J | 0 | 0 | 18.90 | 4 | 0 | 0 | 1 | 0 | 0 | 3.1 | 9 | 7 | 7 | 1 | 1 | 1 | 0 | 3 | 1 | .474 | |
| +Cook,R | 0 | 0 | 1.46 | 11 | 0 | 0 | 1 | 0 | 1 | 12.1 | 5 | 3 | 2 | 0 | 0 | 3 | 0 | 11 | 0 | .125 | |
| +Doolittle | 0 | 1 | 3.55 | 12 | 0 | 0 | 2 | 0 | 0 | 12.2 | 10 | 5 | 5 | 3 | 0 | 2 | 0 | 11 | 0 | .208 | |
| +Figueroa, | 0 | 0 | 16.20 | 6 | 0 | 0 | 1 | 0 | 0 | 3.1 | 7 | 7 | 6 | 1 | 0 | 3 | 0 | 3 | 0 | .412 | |
| +Griffin,A | 4 | 1 | 3.09 | 6 | 6 | 0 | 0 | 0 | 0 | 35.0 | 34 | 12 | 12 | 5 | 1 | 7 | 0 | 29 | 0 | .252 | |
| McCarthy, | 0 | 1 | 7.36 | 1 | 1 | 0 | 0 | 0 | 0 | 3.2 | 5 | 3 | 3 | 0 | 0 | 1 | 1 | 3 | 0 | .357 | |
| +Miller,J | 0 | 0 | 4.15 | 8 | 0 | 0 | 2 | 0 | 0 | 13.0 | 12 | 7 | 6 | 2 | 0 | 9 | 0 | 12 | 1 | .235 | |
| +Milone,T | 2 | 1 | 3.81 | 5 | 5 | 0 | 0 | 0 | 0 | 26.0 | 39 | 14 | 11 | 4 | 0 | 5 | 0 | 17 | 0 | .361 | |
| Neshek,P | 1 | 0 | 1.74 | 12 | 0 | 0 | 2 | 0 | 0 | 10.1 | 6 | 2 | 2 | 2 | 0 | 2 | 0 | 5 | 1 | .167 | |
| +Parker,J | 3 | 1 | 2.31 | 5 | 5 | 0 | 0 | 0 | 0 | 35.0 | 30 | 9 | 9 | 1 | 0 | 6 | 0 | 27 | 0 | .238 | |
| Ross,T | 0 | 2 | 7.20 | 5 | 0 | 0 | 3 | 0 | 0 | 5.0 | 8 | 5 | 4 | 0 | 0 | 5 | 2 | 5 | 0 | .381 | |
| +Scribner, | 1 | 0 | 3.12 | 9 | 0 | 0 | 4 | 0 | 0 | 8.2 | 6 | 3 | 3 | 0 | 0 | 7 | 0 | 9 | 1 | .188 | |
| +Straily,D | 1 | 1 | 4.00 | 3 | 3 | 0 | 0 | 0 | 0 | 18.0 | 17 | 9 | 8 | 5 | 2 | 8 | 1 | 17 | 0 | .239 | |
| OAKLAND | 15 | 11 | 3.91 | 26 | 26 | 0 | 26 | 0 | 8 | 235.0 | 239 | 113 | 102 | 29 | 6 | 79 | 6 | 186 | 6 | 1 | .264 |
| OPPONENTS | 11 | 15 | 4.35 | 26 | 26 | 0 | 26 | 1 | 2 | 236.0 | 219 | 122 | 114 | 38 | 8 | 95 | 7 | 258 | 9 | 1 | .241 |

STATS AT HOME

| BATTER | AVG | G | AB | R | H | 2B | 3B | HR | RBI | SH | SF | HP | BB | SO | SB | CS | DP | E |
|---------------|-------------|-----------|-------------|------------|------------|------------|-----------|-----------|------------|-----------|-----------|-----------|------------|------------|-----------|-----------|-----------|-----------|
| Allen,B | .000 | 3 | 7 | 0 | 0 | 0 | 0 | 0 | 0 | 0 | 0 | 0 | 0 | 5 | 0 | 0 | 0 | 0 |
| SEASON TOTAL | .071 | 7 | 14 | 2 | 1 | 0 | 0 | 1 | 3 | 0 | 0 | 0 | 2 | 7 | 0 | 0 | 0 | 0 |
| Barton,D | .151 | 19 | 53 | 1 | 8 | 4 | 0 | 0 | 1 | 0 | 0 | 0 | 8 | 14 | 1 | 0 | 1 | 0 |
| Carter,C | .240 | 32 | 96 | 14 | 23 | 6 | 0 | 5 | 13 | 0 | 1 | 0 | 21 | 33 | 0 | 0 | 2 | 2 |
| Cespedes,Y | .319 | 64 | 226 | 34 | 72 | 11 | 2 | 11 | 40 | 0 | 1 | 5 | 29 | 52 | 12 | 4 | 2 | 1 |
| Cowgill,C | .226 | 18 | 53 | 7 | 12 | 1 | 0 | 1 | 3 | 0 | 0 | 0 | 6 | 15 | 1 | 2 | 0 | 0 |
| Crisp,C | .284 | 64 | 243 | 41 | 69 | 12 | 5 | 6 | 27 | 4 | 2 | 0 | 29 | 26 | 25 | 3 | 3 | 3 |
| Donaldson,J | .242 | 32 | 120 | 10 | 29 | 8 | 0 | 3 | 14 | 0 | 0 | 0 | 4 | 20 | 0 | 0 | 3 | 5 |
| Drew,S | .186 | 16 | 59 | 10 | 11 | 1 | 0 | 4 | 8 | 0 | 0 | 0 | 8 | 19 | 0 | 0 | 0 | 2 |
| SEASON TOTAL | .198 | 31 | 106 | 17 | 21 | 4 | 0 | 4 | 16 | 0 | 1 | 0 | 14 | 33 | 0 | 1 | 1 | 2 |
| Gomes,J | .252 | 51 | 151 | 20 | 38 | 4 | 0 | 7 | 18 | 0 | 0 | 2 | 20 | 58 | 1 | 1 | 1 | 1 |
| Hicks,B | .200 | 10 | 25 | 4 | 5 | 3 | 0 | 2 | 4 | 0 | 0 | 0 | 2 | 12 | 0 | 0 | 1 | 1 |
| Hughes,L | .000 | 2 | 6 | 0 | 0 | 0 | 0 | 0 | 0 | 0 | 0 | 0 | 0 | 2 | 0 | 0 | 0 | 3 |
| SEASON TOTAL | .200 | 4 | 10 | 0 | 2 | 0 | 0 | 0 | 2 | 0 | 1 | 0 | 0 | 3 | 1 | 0 | 0 | 4 |
| Inge,B | .248 | 39 | 145 | 20 | 36 | 7 | 0 | 8 | 33 | 0 | 2 | 0 | 13 | 40 | 0 | 1 | 4 | 2 |
| SEASON TOTAL | .239 | 43 | 155 | 21 | 37 | 8 | 0 | 8 | 33 | 0 | 2 | 0 | 13 | 43 | 0 | 1 | 4 | 3 |
| Kaaihue,K | .267 | 18 | 60 | 8 | 16 | 4 | 0 | 3 | 8 | 0 | 0 | 0 | 2 | 13 | 0 | 0 | 2 | 1 |
| Kottaras,G | .184 | 12 | 38 | 5 | 7 | 0 | 0 | 3 | 8 | 0 | 0 | 0 | 4 | 10 | 0 | 0 | 2 | 3 |
| SEASON TOTAL | .228 | 42 | 79 | 11 | 18 | 3 | 0 | 4 | 15 | 0 | 0 | 0 | 19 | 21 | 0 | 0 | 2 | 3 |
| Moss,B | .273 | 46 | 139 | 22 | 38 | 9 | 0 | 9 | 27 | 0 | 2 | 1 | 13 | 40 | 1 | 1 | 3 | 6 |
| Norris,D | .210 | 31 | 105 | 9 | 22 | 2 | 0 | 3 | 16 | 0 | 0 | 0 | 12 | 34 | 3 | 1 | 3 | 4 |
| Pennington,C | .196 | 60 | 179 | 23 | 35 | 8 | 1 | 0 | 11 | 1 | 2 | 1 | 22 | 44 | 13 | 3 | 0 | 3 |
| Recker,A | .071 | 7 | 14 | 1 | 1 | 0 | 0 | 0 | 0 | 1 | 0 | 0 | 4 | 8 | 0 | 0 | 0 | 0 |
| SEASON TOTAL | .059 | 9 | 17 | 1 | 1 | 0 | 0 | 0 | 1 | 1 | 0 | 0 | 6 | 9 | 0 | 0 | 0 | 0 |
| Reddick,J | .247 | 78 | 304 | 40 | 75 | 14 | 2 | 18 | 53 | 0 | 3 | 2 | 28 | 70 | 7 | 1 | 4 | 4 |
| Rosales,A | .189 | 23 | 53 | 7 | 10 | 4 | 0 | 1 | 2 | 0 | 1 | 0 | 4 | 13 | 0 | 0 | 3 | 0 |
| Smith,S | .244 | 59 | 176 | 25 | 43 | 6 | 1 | 6 | 21 | 0 | 1 | 3 | 26 | 41 | 0 | 2 | 1 | 0 |
| Sogard,E | .134 | 23 | 67 | 4 | 9 | 1 | 1 | 0 | 1 | 1 | 0 | 0 | 4 | 12 | 2 | 0 | 1 | 2 |
| Suzuki,K | .178 | 38 | 129 | 7 | 23 | 7 | 0 | 1 | 8 | 2 | 1 | 1 | 6 | 35 | 0 | 0 | 1 | 0 |
| SEASON TOTAL | .200 | 59 | 195 | 14 | 39 | 9 | 0 | 3 | 20 | 3 | 3 | 1 | 13 | 42 | 0 | 0 | 3 | 1 |
| Taylor,M | .077 | 4 | 13 | 1 | 1 | 1 | 0 | 0 | 0 | 0 | 0 | 0 | 0 | 8 | 0 | 0 | 1 | 0 |
| Weeks,J | .215 | 63 | 242 | 29 | 52 | 6 | 3 | 1 | 12 | 7 | 3 | 3 | 24 | 33 | 9 | 2 | 3 | 5 |
| PITCHERS | .000 | 81 | 0 | 0 | 0 | 0 | 0 | 0 | 0 | 0 | 0 | 0 | 0 | 0 | 0 | 0 | 0 | 6 |
| TOTALS | .235 | 81 | 2703 | 342 | 635 | 119 | 15 | 92 | 328 | 16 | 19 | 18 | 289 | 657 | 75 | 21 | 41 | 54 |

| PITCHER | ERA | W | L | G | GS | CG | SHO | SV | IP | AB | H | R | ER | HR | HB | BB | SO | WP | AVG |
|---------------|-------------|-----------|-----------|-----------|-----------|----------|----------|-----------|--------------|-------------|------------|------------|------------|-----------|-----------|------------|------------|-----------|------------|
| Anderson,B | 1.38 | 2 | 0 | 2 | 2 | 0 | 0 | 0 | 13.0 | 44 | 9 | 2 | 2 | 0 | 0 | 1 | 10 | 1 | 205 |
| Balfour,G | 1.06 | 3 | 0 | 4 | 0 | 0 | 0 | 11 | 42.1 | 140 | 19 | 5 | 5 | 2 | 0 | 10 | 42 | 1 | 136 |
| Blackley,T | 2.82 | 3 | 1 | 12 | 5 | 0 | 0 | 0 | 51.0 | 186 | 39 | 17 | 16 | 2 | 0 | 14 | 36 | 0 | 210 |
| SEASON TOTAL | 2.83 | 3 | 1 | 14 | 5 | 0 | 0 | 0 | 54.0 | 196 | 41 | 18 | 17 | 2 | 0 | 15 | 38 | 0 | 209 |
| Blevins,J | 2.87 | 2 | 1 | 28 | 0 | 0 | 0 | 0 | 31.1 | 109 | 25 | 12 | 10 | 6 | 3 | 12 | 24 | 0 | 229 |
| Carignan,A | 7.20 | 1 | 1 | 6 | 0 | 0 | 0 | 0 | 5.0 | 18 | 6 | 4 | 4 | 0 | 0 | 5 | 5 | 0 | 333 |
| Chavez,J | 18.00 | 0 | 0 | 1 | 0 | 0 | 0 | 0 | 1.0 | 6 | 3 | 2 | 2 | 0 | 0 | 0 | 1 | 1 | 500 |
| SEASON TOTAL | 36.00 | 0 | 0 | 3 | 0 | 0 | 0 | 0 | 2.0 | 14 | 8 | 10 | 8 | 2 | 0 | 2 | 2 | 1 | 571 |
| Colon,B | 3.54 | 5 | 6 | 14 | 14 | 0 | 0 | 0 | 89.0 | 351 | 88 | 38 | 35 | 10 | 0 | 9 | 50 | 0 | 251 |
| Cook,R | 3.53 | 3 | 1 | 36 | 0 | 0 | 0 | 6 | 35.2 | 123 | 21 | 15 | 14 | 4 | 0 | 13 | 37 | 2 | 171 |
| De Los San,F | 9.00 | 0 | 0 | 3 | 0 | 0 | 0 | 0 | 1.0 | 9 | 5 | 2 | 1 | 0 | 0 | 1 | 1 | 1 | 556 |
| Doolittle,S | 2.19 | 2 | 0 | 23 | 0 | 0 | 0 | 1 | 24.2 | 89 | 18 | 6 | 6 | 1 | 0 | 4 | 33 | 0 | 202 |
| Figueroa,P | 2.45 | 0 | 0 | 11 | 0 | 0 | 0 | 0 | 14.2 | 48 | 8 | 5 | 4 | 2 | 0 | 9 | 10 | 1 | 167 |
| Fuentes,B | 7.36 | 0 | 0 | 12 | 0 | 0 | 0 | 3 | 11.0 | 45 | 13 | 9 | 9 | 2 | 0 | 5 | 6 | 2 | 289 |
| SEASON TOTAL | 9.00 | 0 | 0 | 14 | 0 | 0 | 0 | 3 | 13.0 | 53 | 16 | 13 | 13 | 2 | 0 | 8 | 9 | 2 | 302 |
| Godfrey,G | 6.75 | 0 | 3 | 4 | 3 | 0 | 0 | 0 | 16.0 | 60 | 20 | 13 | 12 | 2 | 3 | 9 | 7 | 0 | 333 |
| Griffin,A | 3.21 | 3 | 0 | 8 | 8 | 0 | 0 | 0 | 42.0 | 158 | 34 | 16 | 15 | 4 | 1 | 9 | 26 | 0 | 215 |
| McCarthy,B | 2.88 | 4 | 4 | 10 | 10 | 0 | 0 | 0 | 59.1 | 231 | 61 | 22 | 19 | 3 | 3 | 10 | 40 | 0 | 264 |
| Miller,J | 1.80 | 2 | 0 | 17 | 0 | 0 | 0 | 0 | 20.0 | 71 | 14 | 5 | 4 | 1 | 2 | 12 | 20 | 0 | 197 |
| Milone,T | 2.74 | 7 | 4 | 15 | 15 | 1 | 0 | 0 | 98.2 | 371 | 89 | 32 | 30 | 6 | 3 | 15 | 63 | 1 | 240 |
| Neshek,P | 0.00 | 1 | 0 | 11 | 0 | 0 | 0 | 0 | 10.2 | 33 | 2 | 0 | 0 | 0 | 1 | 3 | 11 | 0 | 061 |
| Norberto,J | 2.45 | 4 | 1 | 20 | 0 | 0 | 0 | 0 | 29.1 | 105 | 22 | 8 | 8 | 2 | 1 | 16 | 27 | 0 | 210 |
| Parker,J | 2.61 | 6 | 5 | 15 | 15 | 0 | 0 | 0 | 100.0 | 366 | 88 | 29 | 29 | 5 | 1 | 30 | 71 | 6 | 240 |
| Ross,T | 5.23 | 1 | 3 | 7 | 5 | 0 | 0 | 0 | 31.0 | 115 | 29 | 20 | 18 | 5 | 2 | 21 | 23 | 1 | 252 |
| Scribner,E | 2.70 | 1 | 0 | 13 | 0 | 0 | 0 | 1 | 16.2 | 68 | 17 | 6 | 5 | 1 | 0 | 2 | 12 | 0 | 250 |
| Straily,D | 5.95 | 0 | 1 | 4 | 4 | 0 | 0 | 0 | 19.2 | 78 | 21 | 14 | 13 | 8 | 0 | 11 | 14 | 0 | 269 |
| Thompson,R | 0.00 | 0 | 0 | 1 | 0 | 0 | 0 | 0 | 0.2 | 3 | 1 | 0 | 0 | 0 | 0 | 0 | 0 | 0 | 333 |
| SEASON TOTAL | 0.00 | 0 | 0 | 2 | 0 | 0 | 0 | 0 | 1.2 | 6 | 1 | 0 | 0 | 0 | 0 | 1 | 0 | 1 | 167 |
| TOTALS | 3.05 | 50 | 31 | 81 | 81 | 1 | 5 | 22 | 763.2 | 2827 | 652 | 282 | 259 | 66 | 20 | 221 | 569 | 17 | 231 |

STATS ON THE ROAD

| BATTER | AVG | G | AB | R | H | 2B | 3B | HR | RBI | SH | SF | HP | BB | SO | SB | CS | DP | E |
|---------------|-------------|-----------|-------------|------------|------------|------------|-----------|------------|------------|-----------|-----------|-----------|------------|------------|-----------|-----------|-----------|-----------|
| Barton,D | .250 | 27 | 60 | 7 | 15 | 3 | 0 | 1 | 5 | 0 | 0 | 1 | 14 | 18 | 0 | 0 | 0 | 0 |
| Carter,C | .238 | 35 | 122 | 24 | 29 | 6 | 0 | 11 | 26 | 0 | 2 | 0 | 18 | 50 | 0 | 0 | 2 | 4 |
| Cespedes,Y | .268 | 65 | 261 | 36 | 70 | 14 | 3 | 12 | 42 | 0 | 2 | 2 | 14 | 50 | 4 | 0 | 7 | 2 |
| Cowgill,C | .314 | 20 | 51 | 3 | 16 | 1 | 0 | 0 | 6 | 0 | 1 | 0 | 5 | 12 | 2 | 2 | 3 | 0 |
| Crisp,C | .231 | 56 | 212 | 27 | 49 | 13 | 2 | 5 | 19 | 2 | 0 | 0 | 16 | 38 | 14 | 1 | 6 | 0 |
| Donaldson,J | .240 | 43 | 154 | 24 | 37 | 8 | 0 | 6 | 19 | 0 | 1 | 5 | 10 | 41 | 4 | 1 | 3 | 8 |
| Drew,S | .290 | 23 | 93 | 11 | 27 | 4 | 0 | 1 | 8 | 0 | 2 | 0 | 10 | 22 | 1 | 1 | 1 | 3 |
| SEASON TOTAL | .238 | 48 | 181 | 21 | 43 | 9 | 1 | 3 | 12 | 0 | 2 | 0 | 23 | 43 | 1 | 1 | 1 | 6 |
| Gomes,J | .273 | 48 | 128 | 26 | 35 | 6 | 0 | 11 | 29 | 1 | 1 | 6 | 24 | 46 | 2 | 0 | 1 | 1 |
| Hicks,B | .154 | 12 | 39 | 4 | 6 | 2 | 0 | 1 | 3 | 0 | 0 | 0 | 4 | 19 | 1 | 0 | 0 | 2 |
| Hughes,L | .143 | 2 | 7 | 0 | 1 | 0 | 0 | 0 | 0 | 0 | 0 | 0 | 0 | 4 | 0 | 0 | 0 | 0 |
| SEASON TOTAL | .077 | 4 | 13 | 0 | 1 | 0 | 0 | 0 | 0 | 0 | 0 | 0 | 0 | 7 | 0 | 0 | 0 | 0 |
| Inge,B | .203 | 35 | 138 | 11 | 28 | 6 | 0 | 3 | 19 | 0 | 1 | 1 | 11 | 45 | 0 | 0 | 4 | 5 |
| SEASON TOTAL | .196 | 40 | 148 | 12 | 29 | 6 | 0 | 4 | 21 | 0 | 1 | 1 | 11 | 48 | 0 | 0 | 4 | 5 |
| Kaaihue,K | .206 | 21 | 68 | 5 | 14 | 5 | 0 | 1 | 6 | 0 | 0 | 1 | 8 | 15 | 1 | 0 | 4 | 1 |
| Kottaras,G | .234 | 15 | 47 | 5 | 11 | 2 | 1 | 3 | 11 | 0 | 0 | 0 | 4 | 14 | 0 | 0 | 0 | 1 |
| SEASON TOTAL | .196 | 43 | 92 | 9 | 18 | 3 | 1 | 5 | 16 | 1 | 0 | 0 | 18 | 27 | 0 | 0 | 2 | 1 |
| Moss,B | .310 | 38 | 126 | 26 | 39 | 9 | 0 | 12 | 25 | 0 | 0 | 2 | 13 | 50 | 0 | 0 | 2 | 3 |
| Norris,D | .192 | 29 | 104 | 10 | 20 | 6 | 1 | 4 | 18 | 0 | 1 | 1 | 9 | 32 | 2 | 0 | 3 | 1 |
| Pennington,C | .230 | 65 | 239 | 27 | 55 | 10 | 1 | 6 | 17 | 4 | 0 | 1 | 13 | 46 | 2 | 3 | 1 | 8 |
| Recker,A | .176 | 6 | 17 | 2 | 3 | 1 | 0 | 0 | 0 | 0 | 0 | 1 | 0 | 5 | 0 | 0 | 0 | 0 |
| SEASON TOTAL | .188 | 13 | 32 | 3 | 6 | 2 | 0 | 1 | 3 | 0 | 0 | 2 | 0 | 6 | 0 | 0 | 1 | 1 |
| Reddick,J | .238 | 78 | 307 | 45 | 73 | 15 | 3 | 14 | 32 | 1 | 1 | 0 | 27 | 81 | 4 | 0 | 11 | 2 |
| Rosales,A | .261 | 19 | 46 | 5 | 12 | 1 | 0 | 1 | 6 | 0 | 0 | 0 | 7 | 11 | 0 | 0 | 1 | 0 |
| Smith,S | .237 | 66 | 207 | 30 | 49 | 17 | 1 | 8 | 31 | 0 | 2 | 2 | 24 | 57 | 2 | 0 | 3 | 2 |
| Sogard,E | .229 | 14 | 35 | 4 | 8 | 2 | 0 | 2 | 6 | 0 | 0 | 0 | 1 | 5 | 0 | 0 | 0 | 0 |
| Suzuki,K | .256 | 37 | 133 | 12 | 34 | 8 | 0 | 0 | 10 | 0 | 1 | 2 | 3 | 18 | 1 | 0 | 2 | 2 |
| SEASON TOTAL | .268 | 59 | 213 | 22 | 57 | 11 | 0 | 3 | 23 | 1 | 2 | 4 | 7 | 31 | 2 | 0 | 2 | 4 |
| Taylor,M | .250 | 2 | 8 | 1 | 2 | 0 | 0 | 0 | 0 | 0 | 0 | 0 | 0 | 2 | 0 | 0 | 0 | 0 |
| Weeks,J | .228 | 55 | 202 | 25 | 46 | 9 | 5 | 1 | 8 | 2 | 0 | 2 | 26 | 37 | 7 | 3 | 2 | 6 |
| PITCHERS | .050 | 81 | 20 | 1 | 1 | 0 | 0 | 0 | 2 | 1 | 0 | 0 | 0 | 12 | 0 | 0 | 0 | 6 |
| TOTALS | .241 | 81 | 2824 | 371 | 680 | 148 | 17 | 103 | 348 | 11 | 15 | 27 | 261 | 730 | 47 | 11 | 56 | 57 |

| PITCHER | ERA | W | L | G | GS | CG | SHO | SV | IP | AB | H | R | ER | HR | HB | BB | SO | WP | AVG |
|---------------|-------------|-----------|-----------|-----------|-----------|----------|----------|-----------|--------------|-------------|------------|------------|------------|-----------|-----------|------------|------------|-----------|-------------|
| Accardo,J | 9.00 | 0 | 0 | 1 | 0 | 0 | 0 | 0 | 2.0 | 9 | 4 | 2 | 2 | 0 | 0 | 0 | 1 | 0 | .444 |
| SEASON TOTAL | 6.29 | 0 | 0 | 17 | 0 | 0 | 0 | 0 | 24.1 | 99 | 34 | 17 | 17 | 2 | 0 | 11 | 17 | 2 | .343 |
| Anderson,B | 3.27 | 2 | 2 | 4 | 4 | 0 | 0 | 0 | 22.0 | 85 | 20 | 9 | 8 | 1 | 1 | 6 | 15 | 0 | .235 |
| Balfour,G | 4.45 | 0 | 2 | 34 | 0 | 0 | 0 | 13 | 32.1 | 117 | 22 | 16 | 16 | 2 | 1 | 18 | 30 | 1 | .188 |
| Blackley,T | 4.88 | 3 | 3 | 12 | 10 | 0 | 0 | 0 | 51.2 | 196 | 52 | 30 | 28 | 8 | 3 | 16 | 33 | 6 | .265 |
| SEASON TOTAL | 5.37 | 3 | 3 | 14 | 10 | 0 | 0 | 0 | 53.2 | 207 | 57 | 35 | 32 | 8 | 3 | 17 | 33 | 7 | .275 |
| Blevins,J | 2.12 | 3 | 0 | 35 | 0 | 0 | 0 | 1 | 34.0 | 115 | 20 | 8 | 8 | 1 | 2 | 13 | 30 | 2 | .174 |
| Carignan,A | 1.93 | 0 | 0 | 5 | 0 | 0 | 0 | 0 | 4.2 | 15 | 2 | 1 | 1 | 0 | 0 | 5 | 3 | 1 | .133 |
| Chavez,J | 19.29 | 0 | 0 | 3 | 0 | 0 | 0 | 0 | 2.1 | 13 | 6 | 5 | 5 | 1 | 1 | 1 | 2 | 0 | .462 |
| SEASON TOTAL | 7.54 | 1 | 1 | 10 | 2 | 0 | 0 | 0 | 22.2 | 94 | 26 | 19 | 19 | 5 | 3 | 9 | 28 | 0 | .277 |
| Colon,B | 3.27 | 5 | 3 | 10 | 10 | 0 | 0 | 0 | 63.1 | 254 | 73 | 24 | 23 | 7 | 1 | 14 | 41 | 0 | .287 |
| Cook,R | 0.72 | 3 | 1 | 35 | 0 | 0 | 0 | 8 | 37.2 | 130 | 21 | 3 | 3 | 0 | 4 | 14 | 43 | 2 | .162 |
| De Los San,F | 0.00 | 0 | 0 | 3 | 0 | 0 | 0 | 0 | 2.0 | 8 | 2 | 0 | 0 | 0 | 0 | 2 | 2 | 0 | .250 |
| Doolittle,S | 3.97 | 0 | 1 | 21 | 0 | 0 | 0 | 0 | 22.2 | 87 | 22 | 12 | 10 | 2 | 0 | 7 | 27 | 0 | .253 |
| Figueroa,P | 5.14 | 0 | 0 | 8 | 0 | 0 | 0 | 0 | 7.0 | 26 | 8 | 4 | 4 | 0 | 0 | 6 | 4 | 1 | .308 |
| Fuentes,B | 6.43 | 2 | 2 | 14 | 0 | 0 | 0 | 2 | 14.0 | 58 | 17 | 10 | 10 | 3 | 1 | 5 | 12 | 0 | .293 |
| SEASON TOTAL | 5.82 | 2 | 2 | 18 | 0 | 0 | 0 | 2 | 17.0 | 70 | 20 | 11 | 11 | 4 | 1 | 7 | 15 | 0 | .286 |
| Godfrey,G | 5.40 | 0 | 1 | 1 | 1 | 0 | 0 | 0 | 5.0 | 22 | 6 | 5 | 3 | 2 | 0 | 1 | 3 | 0 | .273 |
| Griffin,A | 2.90 | 4 | 1 | 7 | 7 | 0 | 0 | 0 | 40.1 | 156 | 40 | 13 | 13 | 6 | 0 | 10 | 38 | 0 | .256 |
| McCarthy,B | 3.66 | 4 | 2 | 8 | 8 | 0 | 0 | 0 | 51.2 | 199 | 54 | 22 | 21 | 7 | 3 | 14 | 33 | 0 | .271 |
| Miller,J | 3.14 | 0 | 1 | 16 | 0 | 0 | 0 | 0 | 28.2 | 109 | 25 | 10 | 10 | 5 | 1 | 15 | 24 | 1 | .229 |
| Milone,T | 4.83 | 6 | 6 | 16 | 16 | 0 | 0 | 0 | 91.1 | 374 | 118 | 58 | 49 | 18 | 1 | 21 | 74 | 1 | .316 |
| Neshek,P | 3.00 | 1 | 1 | 13 | 0 | 0 | 0 | 0 | 9.0 | 35 | 8 | 3 | 3 | 0 | 0 | 3 | 5 | 1 | .229 |
| Norberto,J | 3.18 | 0 | 0 | 19 | 0 | 0 | 0 | 1 | 22.2 | 80 | 15 | 9 | 8 | 3 | 0 | 6 | 19 | 1 | .188 |
| Parker,J | 4.54 | 7 | 3 | 14 | 14 | 0 | 0 | 0 | 81.1 | 304 | 78 | 42 | 41 | 6 | 2 | 33 | 69 | 4 | .257 |
| Ross,T | 7.44 | 1 | 8 | 11 | 8 | 0 | 0 | 0 | 42.1 | 179 | 67 | 36 | 35 | 2 | 3 | 16 | 23 | 1 | .374 |
| Scribner,E | 2.41 | 1 | 0 | 17 | 0 | 0 | 0 | 0 | 18.2 | 68 | 13 | 5 | 5 | 1 | 0 | 10 | 18 | 1 | .191 |
| Straily,D | 1.83 | 2 | 0 | 3 | 3 | 0 | 0 | 0 | 19.2 | 74 | 15 | 5 | 4 | 3 | 2 | 5 | 18 | 0 | .203 |
| TOTALS | 3.95 | 44 | 37 | 81 | 81 | 0 | 8 | 25 | 706.1 | 2713 | 708 | 332 | 310 | 81 | 26 | 241 | 567 | 23 | .261 |

REVIEW

STATS DURING THE DAY

| BATTER | AVG | G | AB | R | H | 2B | 3B | HR | RBI | SH | SF | HP | BB | SO | SB | CS | DP | E |
|--------------|------|----|------|-----|-----|----|----|----|-----|----|----|----|-----|-----|----|----|----|----|
| Barton,D | .175 | 16 | 40 | 2 | 7 | 3 | 0 | 0 | 3 | 0 | 0 | 1 | 6 | 11 | 0 | 0 | 0 | 0 |
| Carter,C | .178 | 24 | 73 | 6 | 13 | 1 | 0 | 5 | 9 | 0 | 2 | 0 | 15 | 33 | 0 | 0 | 1 | 3 |
| Cespedes,Y | .314 | 42 | 159 | 22 | 50 | 7 | 1 | 7 | 27 | 0 | 1 | 2 | 13 | 25 | 3 | 1 | 1 | 2 |
| Cowgill,C | .288 | 19 | 59 | 3 | 17 | 2 | 0 | 0 | 4 | 0 | 0 | 0 | 3 | 14 | 2 | 1 | 1 | 0 |
| Crisp,C | .308 | 40 | 143 | 23 | 44 | 10 | 2 | 5 | 21 | 3 | 0 | 0 | 19 | 17 | 13 | 3 | 3 | 1 |
| Donaldson,J | .205 | 29 | 112 | 16 | 23 | 5 | 0 | 4 | 7 | 0 | 0 | 3 | 3 | 21 | 1 | 0 | 4 | 3 |
| Drew,S | .258 | 15 | 62 | 12 | 16 | 2 | 0 | 3 | 6 | 0 | 1 | 0 | 7 | 14 | 1 | 0 | 0 | 1 |
| SEASON TOTAL | .222 | 25 | 99 | 15 | 22 | 5 | 0 | 4 | 7 | 0 | 1 | 0 | 11 | 23 | 1 | 0 | 1 | 2 |
| Gomes,J | .286 | 36 | 105 | 20 | 30 | 7 | 0 | 7 | 20 | 1 | 0 | 4 | 14 | 34 | 2 | 0 | 1 | 2 |
| Hicks,B | .167 | 9 | 24 | 2 | 4 | 2 | 0 | 1 | 3 | 0 | 0 | 0 | 1 | 9 | 1 | 0 | 0 | 0 |
| Hughes,L | .000 | 1 | 3 | 0 | 0 | 0 | 0 | 0 | 0 | 0 | 0 | 0 | 0 | 2 | 0 | 0 | 0 | 0 |
| SEASON TOTAL | .143 | 3 | 7 | 0 | 1 | 0 | 0 | 0 | 2 | 0 | 1 | 0 | 0 | 4 | 1 | 0 | 0 | 0 |
| Inge,B | .211 | 25 | 95 | 13 | 20 | 5 | 0 | 5 | 14 | 0 | 2 | 1 | 8 | 25 | 0 | 1 | 3 | 1 |
| SEASON TOTAL | .194 | 29 | 103 | 13 | 20 | 5 | 0 | 5 | 14 | 0 | 2 | 1 | 8 | 26 | 0 | 1 | 3 | 2 |
| Kaaihue,K | .220 | 14 | 50 | 4 | 11 | 3 | 0 | 1 | 4 | 0 | 0 | 0 | 2 | 11 | 0 | 0 | 5 | 1 |
| Kottaras,G | .150 | 13 | 40 | 3 | 6 | 1 | 1 | 1 | 7 | 0 | 0 | 0 | 3 | 9 | 0 | 0 | 2 | 3 |
| SEASON TOTAL | .182 | 38 | 77 | 8 | 14 | 1 | 1 | 3 | 15 | 0 | 0 | 0 | 13 | 21 | 0 | 0 | 4 | 3 |
| Moss,B | .270 | 33 | 100 | 16 | 27 | 8 | 0 | 6 | 18 | 0 | 1 | 0 | 12 | 30 | 1 | 0 | 1 | 7 |
| Norris,D | .147 | 23 | 75 | 7 | 11 | 2 | 0 | 4 | 12 | 0 | 0 | 0 | 8 | 25 | 1 | 0 | 3 | 3 |
| Pennington,C | .180 | 44 | 150 | 18 | 27 | 4 | 0 | 2 | 10 | 2 | 1 | 1 | 17 | 37 | 6 | 2 | 0 | 7 |
| Recker,A | .000 | 4 | 11 | 2 | 0 | 0 | 0 | 0 | 0 | 1 | 0 | 1 | 1 | 5 | 0 | 0 | 0 | 0 |
| SEASON TOTAL | .087 | 9 | 23 | 3 | 2 | 0 | 0 | 1 | 3 | 1 | 0 | 2 | 3 | 7 | 0 | 0 | 1 | 1 |
| Reddick,J | .226 | 56 | 221 | 28 | 50 | 8 | 2 | 13 | 37 | 1 | 1 | 2 | 23 | 45 | 5 | 1 | 3 | 2 |
| Rosales,A | .293 | 18 | 41 | 6 | 12 | 1 | 0 | 1 | 4 | 0 | 0 | 0 | 9 | 8 | 0 | 0 | 1 | 0 |
| Smith,S | .215 | 45 | 135 | 21 | 29 | 4 | 0 | 10 | 20 | 0 | 0 | 2 | 13 | 40 | 0 | 0 | 0 | 1 |
| Sogard,E | .176 | 14 | 34 | 2 | 6 | 1 | 0 | 1 | 3 | 0 | 0 | 0 | 2 | 5 | 1 | 0 | 0 | 1 |
| Suzuki,K | .198 | 22 | 81 | 6 | 16 | 2 | 0 | 1 | 6 | 0 | 0 | 1 | 4 | 18 | 0 | 0 | 0 | 1 |
| SEASON TOTAL | .185 | 34 | 119 | 8 | 22 | 3 | 0 | 2 | 12 | 0 | 1 | 2 | 6 | 24 | 0 | 0 | 1 | 2 |
| Taylor,M | .222 | 2 | 9 | 1 | 2 | 0 | 0 | 0 | 0 | 0 | 0 | 0 | 3 | 0 | 0 | 0 | 1 | 0 |
| Weeks,J | .268 | 40 | 142 | 20 | 38 | 7 | 2 | 0 | 3 | 4 | 0 | 1 | 22 | 26 | 4 | 2 | 0 | 3 |
| PITCHERS | .000 | 57 | 10 | 0 | 0 | 0 | 0 | 0 | 0 | 0 | 0 | 0 | 0 | 6 | 0 | 0 | 0 | 8 |
| TOTALS | .233 | 57 | 1974 | 253 | 459 | 85 | 8 | 77 | 238 | 12 | 9 | 19 | 205 | 473 | 41 | 11 | 30 | 50 |

| PITCHER | ERA | W | L | G | GS | CG | SHO | SV | IP | AB | H | R | ER | HR | HB | BB | SO | WP | AVG |
|--------------|-------|----|----|----|----|----|-----|------|-------|------|-----|-----|-----|----|----|-----|-----|------|------|
| Accardo,J | 9.00 | 0 | 0 | 1 | 0 | 0 | 0 | 0 | 2.0 | 9 | 4 | 2 | 2 | 0 | 0 | 0 | 1 | 0 | .444 |
| SEASON TOTAL | 4.34 | 0 | 0 | 13 | 0 | 0 | 0 | 0 | 18.2 | 69 | 19 | 10 | 9 | 3 | 0 | 4 | 18 | 0 | .275 |
| Anderson,B | 4.26 | 1 | 1 | 2 | 2 | 0 | 0 | 0 | 12.2 | 49 | 14 | 6 | 6 | 1 | 0 | 2 | 9 | 0 | .286 |
| Balfour,G | 2.76 | 2 | 1 | 32 | 0 | 0 | 4 | 32.2 | 116 | 23 | 10 | 3 | 0 | 8 | 32 | 0 | 0 | .198 | |
| Blackley,T | 5.25 | 0 | 3 | 10 | 7 | 0 | 0 | 0 | 36.0 | 142 | 37 | 23 | 21 | 5 | 0 | 15 | 20 | 3 | .261 |
| Blevins,J | 3.43 | 2 | 1 | 20 | 0 | 0 | 0 | 0 | 21.0 | 74 | 16 | 10 | 8 | 3 | 1 | 11 | 17 | 0 | .216 |
| Carignan,A | 0.00 | 1 | 0 | 4 | 0 | 0 | 0 | 0 | 3.1 | 12 | 3 | 0 | 0 | 0 | 0 | 1 | 2 | 0 | .250 |
| Chavez,J | 11.57 | 0 | 0 | 3 | 0 | 0 | 0 | 0 | 2.1 | 12 | 5 | 3 | 3 | 0 | 0 | 1 | 3 | 1 | .417 |
| SEASON TOTAL | 9.00 | 1 | 1 | 10 | 1 | 0 | 0 | 0 | 19.0 | 83 | 26 | 21 | 19 | 6 | 1 | 6 | 25 | 1 | .313 |
| Colon,B | 4.59 | 1 | 4 | 8 | 8 | 0 | 0 | 0 | 49.0 | 199 | 59 | 26 | 25 | 5 | 1 | 6 | 32 | 0 | .296 |
| Cook,R | 1.95 | 3 | 1 | 30 | 0 | 0 | 0 | 4 | 32.1 | 107 | 15 | 8 | 7 | 1 | 1 | 13 | 34 | 2 | .140 |
| Doolittle,S | 3.77 | 2 | 0 | 13 | 0 | 0 | 0 | 0 | 14.1 | 51 | 9 | 6 | 6 | 0 | 0 | 4 | 25 | 0 | .176 |
| Figueroa,P | 6.30 | 0 | 0 | 9 | 0 | 0 | 0 | 0 | 10.0 | 37 | 9 | 8 | 7 | 2 | 0 | 4 | 8 | 0 | .243 |
| Fuentes,B | 6.00 | 0 | 0 | 10 | 0 | 0 | 0 | 1 | 9.0 | 38 | 10 | 6 | 6 | 3 | 0 | 6 | 8 | 0 | .263 |
| SEASON TOTAL | 5.06 | 0 | 0 | 12 | 0 | 0 | 0 | 1 | 10.2 | 44 | 11 | 6 | 6 | 3 | 0 | 7 | 11 | 0 | .250 |
| Godfrey,G | 6.43 | 0 | 1 | 2 | 1 | 0 | 0 | 0 | 7.0 | 33 | 11 | 8 | 5 | 3 | 1 | 1 | 4 | 0 | .333 |
| Griffin,A | 5.23 | 0 | 0 | 5 | 5 | 0 | 0 | 0 | 20.2 | 84 | 22 | 13 | 12 | 3 | 0 | 8 | 11 | 0 | .262 |
| McCarthy,B | 3.60 | 3 | 1 | 6 | 6 | 0 | 0 | 0 | 35.0 | 133 | 34 | 14 | 14 | 4 | 1 | 10 | 25 | 0 | .256 |
| Miller,J | 1.83 | 2 | 0 | 12 | 0 | 0 | 0 | 0 | 19.2 | 70 | 13 | 4 | 4 | 2 | 1 | 5 | 21 | 0 | .186 |
| Milone,T | 5.12 | 3 | 5 | 10 | 10 | 0 | 0 | 0 | 58.0 | 236 | 76 | 34 | 33 | 9 | 3 | 12 | 41 | 1 | .322 |
| Neshek,P | 1.13 | 2 | 0 | 10 | 0 | 0 | 0 | 0 | 8.0 | 26 | 2 | 1 | 1 | 1 | 0 | 2 | 3 | 1 | .077 |
| Norberto,J | 2.16 | 1 | 1 | 18 | 0 | 0 | 0 | 0 | 25.0 | 85 | 13 | 6 | 6 | 1 | 0 | 12 | 21 | 0 | .153 |
| Parker,J | 2.64 | 5 | 2 | 9 | 9 | 0 | 0 | 0 | 58.0 | 216 | 55 | 17 | 17 | 2 | 1 | 18 | 44 | 3 | .255 |
| Ross,T | 4.12 | 1 | 5 | 10 | 6 | 0 | 0 | 0 | 39.1 | 140 | 32 | 21 | 18 | 3 | 4 | 27 | 26 | 1 | .229 |
| Scribner,E | 0.53 | 1 | 0 | 13 | 0 | 0 | 0 | 0 | 17.0 | 66 | 15 | 1 | 1 | 0 | 0 | 4 | 10 | 1 | .227 |
| Straily,D | 7.90 | 0 | 1 | 3 | 3 | 0 | 0 | 0 | 13.2 | 56 | 16 | 13 | 12 | 8 | 0 | 10 | 9 | 0 | .286 |
| TOTALS | 3.82 | 30 | 27 | 57 | 57 | 0 | 1 | 9 | 526.0 | 1991 | 493 | 240 | 223 | 59 | 14 | 180 | 406 | 13 | .248 |

STATS AT NIGHT

| BATTER | AVG | G | AB | R | H | 2B | 3B | HR | RBI | SH | SF | HP | BB | SO | SB | CS | DP | E |
|---------------|-------------|------------|-------------|------------|------------|------------|-----------|------------|------------|-----------|-----------|-----------|------------|------------|-----------|-----------|-----------|-----------|
| Allen,B | .000 | 3 | 7 | 0 | 0 | 0 | 0 | 0 | 0 | 0 | 0 | 0 | 0 | 5 | 0 | 0 | 0 | 0 |
| SEASON TOTAL | .063 | 8 | 16 | 2 | 1 | 0 | 0 | 0 | 1 | 0 | 0 | 0 | 2 | 7 | 0 | 0 | 0 | 0 |
| Barton,D | .219 | 30 | 73 | 6 | 16 | 4 | 0 | 1 | 3 | 0 | 0 | 0 | 16 | 21 | 1 | 0 | 1 | 0 |
| Carter,C | .269 | 43 | 145 | 32 | 39 | 11 | 0 | 11 | 30 | 0 | 1 | 0 | 24 | 50 | 0 | 0 | 3 | 3 |
| Cespedes,Y | .280 | 87 | 328 | 48 | 92 | 18 | 4 | 16 | 55 | 0 | 2 | 5 | 30 | 77 | 13 | 3 | 8 | 1 |
| Cowgill,C | .244 | 19 | 45 | 7 | 11 | 0 | 0 | 1 | 5 | 0 | 1 | 0 | 8 | 13 | 1 | 3 | 2 | 0 |
| Crisp,C | .237 | 80 | 312 | 45 | 74 | 15 | 5 | 6 | 25 | 3 | 2 | 0 | 26 | 47 | 26 | 1 | 6 | 2 |
| Donaldson,J | .265 | 46 | 162 | 18 | 43 | 11 | 0 | 5 | 26 | 0 | 1 | 2 | 11 | 40 | 3 | 1 | 2 | 10 |
| Drew,S | .244 | 24 | 90 | 9 | 22 | 3 | 0 | 2 | 10 | 0 | 1 | 0 | 11 | 27 | 0 | 1 | 1 | 4 |
| SEASON TOTAL | .223 | 54 | 188 | 23 | 42 | 8 | 1 | 3 | 21 | 0 | 2 | 0 | 26 | 53 | 0 | 2 | 1 | 6 |
| Gomes,J | .247 | 63 | 174 | 26 | 43 | 3 | 0 | 11 | 27 | 0 | 1 | 4 | 30 | 70 | 1 | 1 | 1 | 0 |
| Hicks,B | .175 | 13 | 40 | 6 | 7 | 3 | 0 | 2 | 4 | 0 | 0 | 0 | 5 | 22 | 0 | 0 | 1 | 3 |
| Hughes,L | .100 | 3 | 10 | 0 | 1 | 0 | 0 | 0 | 0 | 0 | 0 | 0 | 4 | 0 | 0 | 0 | 0 | 3 |
| SEASON TOTAL | .125 | 5 | 16 | 0 | 2 | 0 | 0 | 0 | 0 | 0 | 0 | 0 | 6 | 0 | 0 | 0 | 0 | 4 |
| Inge,B | .234 | 49 | 188 | 18 | 44 | 8 | 0 | 6 | 38 | 0 | 1 | 0 | 16 | 60 | 0 | 0 | 5 | 6 |
| SEASON TOTAL | .230 | 54 | 200 | 20 | 46 | 9 | 0 | 7 | 40 | 0 | 1 | 0 | 16 | 65 | 0 | 0 | 5 | 6 |
| Kaaihue,K | .244 | 25 | 78 | 9 | 19 | 6 | 0 | 3 | 10 | 0 | 0 | 1 | 8 | 17 | 1 | 0 | 1 | 1 |
| Kottaras,G | .267 | 14 | 45 | 7 | 12 | 1 | 0 | 5 | 12 | 0 | 0 | 0 | 5 | 15 | 0 | 0 | 0 | 1 |
| SEASON TOTAL | .234 | 47 | 94 | 12 | 22 | 5 | 0 | 6 | 16 | 1 | 0 | 0 | 24 | 27 | 0 | 0 | 0 | 1 |
| Moss,B | .303 | 51 | 165 | 32 | 50 | 10 | 0 | 15 | 34 | 0 | 1 | 3 | 14 | 60 | 0 | 1 | 4 | 2 |
| Norris,D | .231 | 37 | 134 | 12 | 31 | 6 | 1 | 3 | 22 | 0 | 1 | 1 | 13 | 41 | 4 | 1 | 3 | 2 |
| Pennington,C | .235 | 81 | 268 | 32 | 63 | 14 | 2 | 4 | 18 | 3 | 1 | 1 | 18 | 53 | 9 | 4 | 1 | 4 |
| Recker,A | .200 | 9 | 20 | 1 | 4 | 1 | 0 | 0 | 0 | 0 | 0 | 0 | 3 | 8 | 0 | 0 | 0 | 0 |
| SEASON TOTAL | .192 | 13 | 26 | 1 | 5 | 2 | 0 | 0 | 1 | 0 | 0 | 0 | 3 | 8 | 0 | 0 | 0 | 0 |
| Reddick,J | .251 | 100 | 390 | 57 | 98 | 21 | 3 | 19 | 48 | 0 | 3 | 0 | 32 | 106 | 6 | 0 | 12 | 4 |
| Rosales,A | .172 | 24 | 58 | 6 | 10 | 4 | 0 | 1 | 4 | 0 | 1 | 0 | 2 | 16 | 0 | 0 | 3 | 0 |
| Smith,S | .254 | 80 | 248 | 34 | 63 | 19 | 2 | 4 | 32 | 0 | 3 | 3 | 37 | 58 | 2 | 2 | 4 | 1 |
| Sogard,E | .162 | 23 | 68 | 6 | 11 | 2 | 1 | 1 | 4 | 1 | 0 | 0 | 3 | 12 | 1 | 0 | 1 | 1 |
| Suzuki,K | .227 | 53 | 181 | 13 | 41 | 13 | 0 | 0 | 12 | 2 | 2 | 2 | 5 | 35 | 1 | 0 | 3 | 1 |
| SEASON TOTAL | .256 | 84 | 289 | 28 | 74 | 17 | 0 | 4 | 31 | 4 | 4 | 3 | 14 | 49 | 2 | 0 | 4 | 3 |
| Taylor,M | .083 | 4 | 12 | 1 | 1 | 1 | 0 | 0 | 0 | 0 | 0 | 0 | 7 | 0 | 0 | 0 | 0 | 0 |
| Weeks,J | .199 | 78 | 302 | 34 | 60 | 8 | 6 | 2 | 17 | 5 | 3 | 4 | 28 | 44 | 12 | 3 | 5 | 8 |
| PITCHERS | .100 | 105 | 10 | 1 | 1 | 0 | 0 | 0 | 2 | 1 | 0 | 0 | 0 | 6 | 0 | 0 | 0 | 4 |
| TOTALS | .241 | 105 | 3553 | 460 | 856 | 182 | 24 | 118 | 438 | 15 | 25 | 26 | 345 | 914 | 81 | 21 | 67 | 61 |

| PITCHER | ERA | W | L | G | GS | CG | SHO | SV | IP | AB | H | R | ER | HR | HB | BB | SO | WP | AVG |
|---------------|-------------|-----------|-----------|------------|------------|----------|-----------|-----------|--------------|-------------|------------|------------|------------|-----------|-----------|------------|------------|-----------|-------------|
| Anderson,B | 1.61 | 3 | 1 | 4 | 4 | 0 | 0 | 0 | 22.1 | 80 | 15 | 5 | 4 | 0 | 1 | 5 | 16 | 1 | 1.88 |
| Balfour,G | 2.36 | 1 | 1 | 43 | 0 | 0 | 0 | 20 | 42.0 | 141 | 18 | 11 | 11 | 1 | 1 | 20 | 40 | 2 | 1.28 |
| Blackley,T | 3.11 | 6 | 1 | 14 | 8 | 0 | 0 | 0 | 66.2 | 240 | 54 | 24 | 23 | 5 | 3 | 15 | 49 | 3 | 2.25 |
| SEASON TOTAL | 3.52 | 6 | 1 | 18 | 8 | 0 | 0 | 0 | 71.2 | 261 | 61 | 30 | 28 | 5 | 3 | 17 | 51 | 4 | 2.34 |
| Blevins,J | 2.03 | 3 | 0 | 43 | 0 | 0 | 0 | 1 | 44.1 | 150 | 29 | 10 | 10 | 4 | 4 | 14 | 37 | 2 | 1.93 |
| Carignan,A | 7.11 | 0 | 1 | 7 | 0 | 0 | 0 | 0 | 6.1 | 21 | 5 | 5 | 5 | 0 | 0 | 9 | 6 | 1 | 2.38 |
| Chavez,J | 36.00 | 0 | 0 | 1 | 0 | 0 | 0 | 0 | 1.0 | 7 | 4 | 4 | 4 | 1 | 1 | 0 | 0 | 0 | 5.71 |
| SEASON TOTAL | 12.71 | 0 | 0 | 3 | 1 | 0 | 0 | 0 | 5.2 | 25 | 8 | 8 | 8 | 1 | 2 | 5 | 5 | 0 | 3.20 |
| Colon,B | 2.87 | 9 | 5 | 16 | 16 | 0 | 0 | 0 | 103.1 | 406 | 102 | 36 | 33 | 12 | 0 | 17 | 59 | 0 | 2.51 |
| Cook,R | 2.20 | 3 | 1 | 41 | 0 | 0 | 0 | 10 | 41.0 | 146 | 27 | 10 | 10 | 3 | 3 | 14 | 46 | 2 | 1.85 |
| De Los San,F | 3.00 | 0 | 0 | 6 | 0 | 0 | 0 | 0 | 3.0 | 17 | 7 | 2 | 1 | 0 | 0 | 3 | 3 | 1 | 4.12 |
| Doolittle,S | 2.73 | 0 | 1 | 31 | 0 | 0 | 0 | 1 | 33.0 | 125 | 31 | 12 | 10 | 3 | 0 | 7 | 35 | 0 | 2.48 |
| Figueroa,P | 0.77 | 0 | 0 | 10 | 0 | 0 | 0 | 0 | 11.2 | 37 | 7 | 1 | 1 | 0 | 0 | 11 | 6 | 2 | 1.89 |
| Fuentes,B | 7.31 | 2 | 2 | 16 | 0 | 0 | 0 | 4 | 16.0 | 65 | 20 | 13 | 13 | 2 | 1 | 4 | 10 | 2 | 3.08 |
| SEASON TOTAL | 8.38 | 2 | 2 | 20 | 0 | 0 | 0 | 4 | 19.1 | 79 | 25 | 18 | 18 | 3 | 1 | 8 | 13 | 2 | 3.16 |
| Godfrey,G | 6.43 | 0 | 3 | 3 | 3 | 0 | 0 | 0 | 14.0 | 49 | 15 | 10 | 10 | 1 | 2 | 9 | 6 | 0 | 3.06 |
| Griffin,A | 2.34 | 7 | 1 | 10 | 10 | 0 | 0 | 0 | 61.2 | 230 | 52 | 16 | 16 | 7 | 1 | 11 | 53 | 0 | 2.26 |
| McCarthy,B | 3.08 | 5 | 5 | 12 | 12 | 0 | 0 | 0 | 76.0 | 297 | 81 | 30 | 26 | 6 | 5 | 14 | 48 | 0 | 2.73 |
| Miller,J | 3.10 | 0 | 1 | 21 | 0 | 0 | 0 | 0 | 29.0 | 110 | 26 | 11 | 10 | 4 | 2 | 22 | 23 | 1 | 2.36 |
| Milone,T | 3.14 | 10 | 5 | 21 | 21 | 1 | 0 | 0 | 132.0 | 509 | 131 | 56 | 46 | 15 | 1 | 24 | 96 | 1 | 2.57 |
| Neshek,P | 1.54 | 0 | 1 | 14 | 0 | 0 | 0 | 0 | 11.2 | 42 | 8 | 2 | 2 | 2 | 1 | 4 | 13 | 0 | 1.90 |
| Norberto,J | 3.33 | 3 | 0 | 21 | 0 | 0 | 0 | 1 | 27.0 | 100 | 24 | 11 | 10 | 4 | 1 | 10 | 25 | 1 | 2.40 |
| Parker,J | 3.87 | 8 | 6 | 20 | 20 | 0 | 0 | 0 | 123.1 | 454 | 111 | 54 | 53 | 9 | 2 | 45 | 96 | 7 | 2.44 |
| Ross,T | 9.26 | 1 | 6 | 8 | 7 | 0 | 0 | 0 | 34.0 | 154 | 64 | 35 | 35 | 4 | 1 | 10 | 20 | 1 | 4.16 |
| Scribner,E | 4.42 | 1 | 0 | 17 | 0 | 0 | 0 | 1 | 18.1 | 70 | 15 | 10 | 9 | 2 | 0 | 8 | 20 | 0 | 2.14 |
| Straily,D | 1.75 | 2 | 0 | 4 | 4 | 0 | 0 | 0 | 25.2 | 96 | 20 | 6 | 5 | 3 | 2 | 6 | 23 | 0 | 2.08 |
| Thompson,R | 0.00 | 0 | 0 | 1 | 0 | 0 | 0 | 0 | 0.2 | 3 | 1 | 0 | 0 | 0 | 0 | 0 | 0 | 0 | 3.33 |
| TOTALS | 3.30 | 64 | 41 | 105 | 105 | 1 | 12 | 38 | 944.0 | 3549 | 867 | 374 | 346 | 88 | 32 | 282 | 730 | 27 | 2.44 |

REVIEW

STATS VS. LEFT-HANDERS

| BATTER | AVG | G | AB | R | H | 2B | 3B | HR | RBI | SH | SF | HP | BB | SO | SB | CS | DP | SLG | OBP |
|---------------|-------------|-------------|------------|------------|-----------|-----------|-----------|------------|----------|----------|-----------|------------|------------|-----------|-----------|-----------|-------------|-------------|------|
| Barton,D | .188 | 21 | 32 | 4 | 6 | 2 | 0 | 0 | 4 | 0 | 0 | 1 | 4 | 9 | 0 | 0 | 0 | .250 | .297 |
| Carter,C | .241 | 43 | 83 | 17 | 20 | 6 | 0 | 5 | 17 | 0 | 2 | 0 | 24 | 26 | 0 | 0 | 2 | .494 | .404 |
| Cespedes,Y | .298 | 69 | 151 | 30 | 45 | 6 | 2 | 7 | 25 | 0 | 0 | 1 | 11 | 24 | 6 | 2 | 2 | .503 | .350 |
| Cowgill,C | .318 | 21 | 44 | 4 | 14 | 2 | 0 | 1 | 3 | 0 | 0 | 0 | 7 | 11 | 0 | 2 | 1 | .432 | .412 |
| Crisp,C | .248 | 74 | 157 | 19 | 39 | 10 | 1 | 3 | 11 | 2 | 1 | 0 | 12 | 30 | 6 | 4 | 7 | .382 | .300 |
| Donaldson,J | .229 | 45 | 83 | 14 | 19 | 4 | 0 | 4 | 10 | 0 | 0 | 2 | 4 | 15 | 0 | 1 | 2 | .422 | .281 |
| Drew,S | .204 | 26 | 49 | 5 | 10 | 1 | 0 | 1 | 3 | 0 | 2 | 0 | 4 | 16 | 0 | 0 | 0 | .286 | .255 |
| SEASON TOTAL | .198 | 49 | 86 | 8 | 17 | 3 | 0 | 2 | 8 | 0 | 2 | 0 | 8 | 27 | 0 | 0 | 0 | .302 | .260 |
| Gomes,J | .299 | 75 | 164 | 31 | 49 | 10 | 0 | 11 | 26 | 0 | 0 | 5 | 27 | 58 | 2 | 0 | 1 | .561 | .413 |
| Hicks,B | .159 | 20 | 44 | 3 | 7 | 2 | 0 | 3 | 3 | 0 | 0 | 0 | 5 | 21 | 1 | 0 | 1 | .409 | .245 |
| Hughes,L | .333 | 1 | 3 | 0 | 1 | 0 | 0 | 0 | 0 | 0 | 0 | 0 | 0 | 1 | 0 | 0 | 0 | .333 | .333 |
| SEASON TOTAL | .222 | 4 | 9 | 0 | 2 | 0 | 0 | 0 | 1 | 0 | 1 | 0 | 0 | 3 | 0 | 0 | 0 | .222 | .200 |
| Inge,B | .216 | 48 | 102 | 13 | 22 | 5 | 0 | 5 | 20 | 0 | 1 | 1 | 10 | 32 | 0 | 1 | 2 | .412 | .289 |
| SEASON TOTAL | .209 | 55 | 115 | 15 | 24 | 6 | 0 | 6 | 22 | 0 | 1 | 1 | 10 | 35 | 0 | 1 | 2 | .417 | .276 |
| Kaaihue,K | .297 | 18 | 37 | 2 | 11 | 3 | 0 | 1 | 4 | 0 | 0 | 0 | 2 | 10 | 1 | 0 | 0 | .459 | .333 |
| Kottaras,G | .294 | 14 | 17 | 1 | 5 | 0 | 1 | 0 | 4 | 0 | 0 | 0 | 3 | 4 | 0 | 0 | 1 | .412 | .400 |
| SEASON TOTAL | .231 | 24 | 26 | 2 | 6 | 0 | 1 | 0 | 4 | 1 | 0 | 0 | 9 | 6 | 0 | 0 | 1 | .308 | .429 |
| Moss,B | .293 | 39 | 58 | 10 | 17 | 2 | 0 | 2 | 8 | 0 | 0 | 0 | 4 | 15 | 1 | 0 | 0 | .431 | .339 |
| Norris,D | .209 | 43 | 86 | 5 | 18 | 4 | 1 | 2 | 15 | 0 | 0 | 1 | 6 | 25 | 1 | 1 | 3 | .349 | .269 |
| Pennington,C | .168 | 63 | 107 | 6 | 18 | 3 | 1 | 0 | 6 | 1 | 0 | 0 | 5 | 30 | 0 | 3 | 0 | .215 | .205 |
| Recker,A | .000 | 5 | 8 | 1 | 0 | 0 | 0 | 0 | 0 | 0 | 0 | 0 | 2 | 5 | 0 | 0 | 0 | .000 | .200 |
| SEASON TOTAL | .063 | 11 | 16 | 2 | 1 | 0 | 0 | 1 | 1 | 0 | 0 | 0 | 2 | 7 | 0 | 0 | 0 | .250 | .167 |
| Reddick,J | .237 | 107 | 224 | 27 | 53 | 13 | 2 | 12 | 34 | 1 | 1 | 2 | 11 | 56 | 2 | 0 | 6 | .473 | .277 |
| Rosales,A | .219 | 29 | 64 | 5 | 14 | 2 | 0 | 1 | 3 | 0 | 1 | 0 | 4 | 19 | 0 | 0 | 3 | .297 | .261 |
| Smith,S | .157 | 53 | 70 | 9 | 11 | 2 | 0 | 2 | 8 | 0 | 1 | 1 | 8 | 20 | 0 | 0 | 1 | .271 | .250 |
| Sogard,E | .200 | 13 | 20 | 1 | 4 | 1 | 0 | 0 | 1 | 0 | 0 | 0 | 0 | 6 | 2 | 0 | 0 | .250 | .200 |
| Suzuki,K | .233 | 33 | 73 | 5 | 17 | 7 | 0 | 1 | 7 | 0 | 0 | 0 | 3 | 18 | 0 | 0 | 1 | .370 | .263 |
| SEASON TOTAL | .242 | 49 | 95 | 8 | 23 | 8 | 0 | 1 | 9 | 1 | 1 | 0 | 4 | 19 | 0 | 0 | 1 | .358 | .270 |
| Taylor,M | .083 | 4 | 12 | 1 | 1 | 0 | 0 | 0 | 0 | 0 | 0 | 0 | 0 | 6 | 0 | 0 | 1 | .083 | .083 |
| Weeks,J | .232 | 69 | 151 | 21 | 35 | 5 | 5 | 1 | 6 | 0 | 0 | 0 | 19 | 25 | 6 | 2 | 2 | .351 | .318 |
| PITCHERS | .000 | 5 | 0 | 0 | 0 | 0 | 0 | 0 | 0 | 0 | 0 | 0 | 0 | 3 | 0 | 0 | 0 | .000 | .000 |
| TOTALS | .236 | 1844 | 234 | 436 | 90 | 13 | 62 | 218 | 4 | 9 | 14 | 175 | 485 | 28 | 16 | 36 | .400 | .306 | |

| PITCHER | AVG | AB | H | HR | HB | BB | SO |
|---------------|-------------|-------------|------------|-----------|-----------|------------|------------|
| Accardo,J | .000 | 1 | 0 | 0 | 0 | 0 | 1 |
| Anderson,B | .219 | 32 | 7 | 0 | 0 | 2 | 3 |
| Balfour,G | .157 | 134 | 21 | 1 | 0 | 16 | 40 |
| Blackley,T | .231 | 108 | 25 | 2 | 2 | 4 | 20 |
| Blevins,J | .182 | 110 | 20 | 4 | 3 | 7 | 30 |
| Carignan,A | .273 | 11 | 3 | 0 | 0 | 4 | 2 |
| Chavez,J | .600 | 5 | 3 | 0 | 1 | 0 | 1 |
| Colon,B | .274 | 325 | 89 | 14 | 0 | 21 | 55 |
| Cook,R | .171 | 117 | 20 | 3 | 1 | 15 | 35 |
| De Los San,F | .250 | 4 | 1 | 0 | 0 | 1 | 2 |
| Doolittle,S | .286 | 63 | 18 | 1 | 0 | 3 | 18 |
| Figueroa,P | .179 | 28 | 5 | 0 | 0 | 2 | 8 |
| Fuentes,B | .265 | 34 | 9 | 1 | 1 | 3 | 6 |
| Godfrey,G | .333 | 51 | 17 | 2 | 2 | 7 | 6 |
| Griffin,A | .245 | 163 | 40 | 5 | 1 | 7 | 37 |
| McCarthy,B | .288 | 222 | 64 | 6 | 4 | 15 | 33 |
| Miller,J | .136 | 81 | 11 | 3 | 2 | 9 | 20 |
| Milone,T | .263 | 194 | 51 | 9 | 2 | 15 | 43 |
| Neshek,P | .333 | 15 | 5 | 2 | 0 | 1 | 1 |
| Norberto,J | .225 | 71 | 16 | 2 | 1 | 9 | 20 |
| Parker,J | .247 | 348 | 86 | 7 | 1 | 35 | 72 |
| Ross,T | .356 | 149 | 53 | 4 | 3 | 25 | 22 |
| Scribner,E | .278 | 54 | 15 | 2 | 0 | 8 | 14 |
| Straily,D | .271 | 59 | 16 | 7 | 0 | 13 | 11 |
| Thompson,R | 1.000 | 1 | 1 | 0 | 0 | 0 | 0 |
| TOTALS | .250 | 2380 | 596 | 75 | 24 | 222 | 500 |

STATS VS. RIGHT-HANDERS

| BATTER | AVG | G | AB | R | H | 2B | 3B | HR | RBI | SH | SF | HP | BB | SO | SB | CS | DP | SLG | OBP |
|---------------|-------------|-------------|------------|------------|------------|-----------|------------|------------|-----------|-----------|-----------|------------|------------|-----------|-----------|-----------|-------------|-------------|------|
| Allen,B | .000 | 3 | 7 | 0 | 0 | 0 | 0 | 0 | 0 | 0 | 0 | 0 | 5 | 0 | 0 | 0 | 0 | .000 | .000 |
| SEASON TOTAL | .100 | 10 | 20 | 3 | 2 | 0 | 0 | 1 | 3 | 0 | 0 | 0 | 2 | 9 | 0 | 0 | 0 | .250 | .182 |
| Barton,D | .210 | 42 | 81 | 4 | 17 | 5 | 0 | 1 | 2 | 0 | 0 | 0 | 18 | 23 | 1 | 0 | 1 | .309 | .354 |
| Carter,C | .237 | 59 | 135 | 21 | 32 | 6 | 0 | 11 | 22 | 0 | 1 | 0 | 15 | 57 | 0 | 0 | 2 | .526 | .311 |
| Cespedes,Y | .289 | 120 | 336 | 40 | 97 | 19 | 3 | 16 | 57 | 0 | 3 | 6 | 32 | 78 | 10 | 2 | 7 | .506 | .358 |
| Cowgill,C | .233 | 33 | 60 | 6 | 14 | 0 | 0 | 0 | 6 | 0 | 1 | 0 | 4 | 16 | 3 | 2 | 2 | .233 | .277 |
| Crisp,C | .265 | 108 | 298 | 49 | 79 | 15 | 6 | 8 | 35 | 4 | 1 | 0 | 33 | 34 | 33 | 0 | 2 | .436 | .337 |
| Donaldson,J | .246 | 72 | 191 | 20 | 47 | 12 | 0 | 5 | 23 | 0 | 1 | 3 | 10 | 46 | 4 | 0 | 4 | .387 | .293 |
| Drew,S | .272 | 36 | 103 | 16 | 28 | 4 | 0 | 4 | 13 | 0 | 0 | 0 | 14 | 25 | 1 | 1 | 1 | .427 | .359 |
| SEASON TOTAL | .234 | 74 | 201 | 30 | 47 | 10 | 1 | 5 | 20 | 0 | 1 | 0 | 29 | 49 | 1 | 2 | 2 | .368 | .329 |
| Gomes,J | .209 | 73 | 115 | 15 | 24 | 0 | 0 | 7 | 21 | 1 | 1 | 3 | 17 | 46 | 1 | 1 | 1 | .391 | .324 |
| Hicks,B | .200 | 14 | 20 | 5 | 4 | 3 | 0 | 0 | 4 | 0 | 0 | 0 | 1 | 10 | 0 | 0 | 0 | .350 | .238 |
| Hughes,L | .000 | 4 | 10 | 0 | 0 | 0 | 0 | 0 | 0 | 0 | 0 | 0 | 0 | 5 | 0 | 0 | 0 | .000 | .000 |
| SEASON TOTAL | .071 | 6 | 14 | 0 | 1 | 0 | 0 | 0 | 1 | 0 | 0 | 0 | 0 | 7 | 1 | 0 | 0 | .071 | .071 |
| Inge,B | .232 | 70 | 181 | 18 | 42 | 8 | 0 | 6 | 32 | 0 | 2 | 0 | 14 | 53 | 0 | 0 | 0 | .637 | .284 |
| SEASON TOTAL | .223 | 75 | 188 | 18 | 42 | 8 | 0 | 6 | 32 | 0 | 2 | 0 | 14 | 56 | 0 | 0 | 0 | .636 | .275 |
| Kaaihue,K | .209 | 38 | 91 | 11 | 19 | 6 | 0 | 3 | 10 | 0 | 0 | 1 | 8 | 18 | 0 | 0 | 0 | .6374 | .280 |
| Kottaras,G | .191 | 27 | 68 | 9 | 13 | 2 | 0 | 6 | 15 | 0 | 0 | 0 | 5 | 20 | 0 | 0 | 1 | .485 | .247 |
| SEASON TOTAL | .207 | 82 | 145 | 18 | 30 | 6 | 0 | 9 | 27 | 0 | 0 | 0 | 28 | 42 | 0 | 0 | 3 | .434 | .335 |
| Moss,B | .290 | 82 | 207 | 38 | 60 | 16 | 0 | 19 | 44 | 0 | 2 | 3 | 22 | 75 | 0 | 1 | 5 | .643 | .363 |
| Norris,D | .195 | 56 | 123 | 14 | 24 | 4 | 0 | 5 | 19 | 0 | 1 | 0 | 15 | 41 | 4 | 0 | 3 | .350 | .281 |
| Pennington,C | .232 | 120 | 311 | 44 | 72 | 15 | 1 | 6 | 22 | 4 | 2 | 2 | 30 | 60 | 15 | 3 | 1 | .344 | .301 |
| Recker,A | .174 | 11 | 23 | 2 | 4 | 1 | 0 | 0 | 0 | 1 | 0 | 1 | 2 | 8 | 0 | 0 | 0 | .217 | .269 |
| SEASON TOTAL | .182 | 17 | 33 | 2 | 6 | 2 | 0 | 0 | 3 | 1 | 0 | 2 | 4 | 8 | 0 | 0 | 1 | .242 | .308 |
| Reddick,J | .245 | 142 | 387 | 58 | 95 | 16 | 3 | 20 | 51 | 0 | 3 | 0 | 44 | 95 | 9 | 1 | 9 | .457 | .320 |
| Rosales,A | .229 | 29 | 35 | 7 | 8 | 3 | 0 | 1 | 5 | 0 | 0 | 0 | 7 | 5 | 0 | 0 | 1 | .400 | .357 |
| Smith,S | .259 | 122 | 313 | 46 | 81 | 21 | 2 | 12 | 44 | 0 | 2 | 4 | 42 | 78 | 2 | 2 | 3 | .454 | .352 |
| Sogard,E | .159 | 36 | 82 | 7 | 13 | 2 | 1 | 2 | 6 | 1 | 0 | 0 | 5 | 11 | 0 | 0 | 1 | .280 | .207 |
| Suzuki,K | .212 | 66 | 189 | 14 | 40 | 8 | 0 | 0 | 11 | 2 | 2 | 3 | 6 | 35 | 1 | 0 | 2 | .254 | .245 |
| SEASON TOTAL | .233 | 108 | 313 | 28 | 73 | 12 | 0 | 5 | 34 | 3 | 4 | 5 | 16 | 54 | 2 | 0 | 4 | .319 | .278 |
| Taylor,M | .222 | 5 | 9 | 1 | 2 | 1 | 0 | 0 | 0 | 0 | 0 | 0 | 4 | 0 | 0 | 0 | 0 | .333 | .222 |
| Weeks,J | .215 | 109 | 293 | 33 | 63 | 10 | 3 | 1 | 14 | 9 | 3 | 5 | 31 | 45 | 10 | 3 | 3 | .280 | .298 |
| PITCHERS | .067 | 15 | 1 | 1 | 0 | 0 | 0 | 2 | 1 | 0 | 0 | 0 | 9 | 0 | 0 | 0 | 0 | .067 | .067 |
| TOTALS | .239 | 3683 | 479 | 879 | 177 | 19 | 133 | 458 | 23 | 25 | 31 | 375 | 902 | 94 | 16 | 61 | .405 | .312 | |

| PITCHER | AVG | AB | H | HR | HB | BB | SO |
|---------------|-------------|-------------|------------|-----------|-----------|------------|------------|
| Accardo,J | .500 | 8 | 4 | 0 | 0 | 0 | 0 |
| Anderson,B | .227 | 97 | 22 | 1 | 1 | 5 | 22 |
| Balfour,G | .163 | 123 | 20 | 3 | 1 | 12 | 32 |
| Blackley,T | .241 | 274 | 66 | 8 | 1 | 26 | 49 |
| Blevins,J | .219 | 114 | 25 | 3 | 2 | 18 | 24 |
| Carignan,A | .227 | 22 | 5 | 0 | 0 | 6 | 6 |
| Chavez,J | .429 | 14 | 6 | 1 | 0 | 1 | 2 |
| Colon,B | .257 | 280 | 72 | 3 | 1 | 2 | 36 |
| Cook,R | .162 | 136 | 22 | 1 | 3 | 12 | 45 |
| De Los San,F | .462 | 13 | 6 | 0 | 0 | 2 | 1 |
| Doolittle,S | .195 | 113 | 22 | 2 | 0 | 8 | 42 |
| Figuerola,P | .239 | 46 | 11 | 2 | 0 | 13 | 6 |
| Fuentes,B | .304 | 69 | 21 | 4 | 0 | 7 | 12 |
| Godfrey,G | .290 | 31 | 9 | 2 | 1 | 3 | 4 |
| Griffin,A | .225 | 151 | 34 | 5 | 0 | 12 | 27 |
| McCarthy,B | .245 | 208 | 51 | 4 | 2 | 9 | 40 |
| Miller,J | .283 | 99 | 28 | 3 | 1 | 18 | 24 |
| Milone,T | .283 | 551 | 156 | 15 | 2 | 21 | 94 |
| Neshek,P | .094 | 53 | 5 | 1 | 1 | 5 | 15 |
| Norberto,J | .184 | 114 | 21 | 3 | 0 | 13 | 26 |
| Parker,J | .248 | 322 | 80 | 4 | 2 | 28 | 68 |
| Ross,T | .297 | 145 | 43 | 3 | 2 | 12 | 24 |
| Scribner,E | .183 | 82 | 15 | 0 | 0 | 4 | 16 |
| Straily,D | .215 | 93 | 20 | 4 | 2 | 3 | 21 |
| Thompson,R | .000 | 2 | 0 | 0 | 0 | 0 | 0 |
| TOTALS | .242 | 3160 | 764 | 72 | 22 | 240 | 636 |

FINAL STANDINGS

| A.L. EAST | LAST 10 | | | | | | | | | | | |
|-----------|---------|------|------|----|-------|--------|-------|-------|---------|---------|---------|---------|
| | WON | LOST | PCT. | GB | GAMES | STREAK | HOME | ROAD | vs EAST | vs CENT | vs WEST | vs N.L. |
| New York | 95 | 67 | .586 | - | 7-3 | Won 4 | 51-30 | 44-37 | 41-31 | 21-16 | 20-15 | 13-5 |
| Baltimore | 93 | 69 | .574 | 2 | 6-4 | Lost 1 | 47-34 | 46-35 | 43-29 | 23-15 | 16-18 | 11-7 |
| Tampa Bay | 90 | 72 | .556 | 5 | 8-2 | Won 1 | 46-35 | 44-37 | 41-31 | 16-18 | 24-14 | 9-9 |
| Toronto | 73 | 89 | .451 | 22 | 7-3 | Won 3 | 41-40 | 32-49 | 29-43 | 21-16 | 14-21 | 9-9 |
| Boston | 69 | 93 | .426 | 26 | 1-9 | Lost 8 | 34-47 | 35-46 | 26-46 | 24-16 | 8-24 | 11-7 |

| A.L. CENTRAL | LAST 10 | | | | | | | | | | | |
|--------------|---------|------|------|----|-------|--------|-------|-------|---------|---------|---------|---------|
| | WON | LOST | PCT. | GB | GAMES | STREAK | HOME | ROAD | vs EAST | vs CENT | vs WEST | vs N.L. |
| Detroit | 88 | 74 | .543 | - | 8-2 | Won 1 | 50-31 | 38-43 | 21-18 | 43-29 | 13-20 | 11-7 |
| Chicago | 85 | 77 | .525 | 3 | 4-6 | Won 1 | 45-36 | 40-41 | 19-21 | 37-35 | 20-12 | 9-9 |
| Kansas City | 72 | 90 | .444 | 16 | 2-8 | Lost 1 | 37-44 | 35-46 | 16-21 | 34-38 | 14-21 | 8-10 |
| Cleveland | 68 | 94 | .420 | 20 | 6-4 | Lost 1 | 37-44 | 31-50 | 14-22 | 31-41 | 15-21 | 8-10 |
| Minnesota | 66 | 96 | .407 | 22 | 3-7 | Lost 5 | 31-50 | 35-46 | 11-23 | 35-37 | 11-27 | 9-9 |

| A.L. WEST | LAST 10 | | | | | | | | | | | |
|-------------|---------|------|------|----|-------|--------|-------|-------|---------|---------|---------|---------|
| | WON | LOST | PCT. | GB | GAMES | STREAK | HOME | ROAD | vs EAST | vs CENT | vs WEST | vs N.L. |
| Oakland | 94 | 68 | .580 | - | 8-2 | Won 6 | 50-31 | 44-37 | 28-18 | 23-18 | 33-24 | 10-8 |
| Texas | 93 | 69 | .574 | 1 | 3-7 | Lost 3 | 50-31 | 43-38 | 24-16 | 28-19 | 27-30 | 14-4 |
| Los Angeles | 89 | 73 | .549 | 5 | 6-4 | Lost 2 | 46-35 | 43-38 | 22-20 | 25-20 | 30-27 | 12-6 |
| Seattle | 75 | 87 | .463 | 19 | 3-7 | Won 2 | 40-41 | 35-46 | 18-28 | 25-16 | 24-33 | 8-10 |

| N.L. EAST | LAST 10 | | | | | | | | | | | |
|--------------|---------|------|------|----|-------|--------|-------|-------|---------|---------|---------|---------|
| | WON | LOST | PCT. | GB | GAMES | STREAK | HOME | ROAD | vs EAST | vs CENT | vs WEST | vs A.L. |
| Washington | 98 | 64 | .605 | - | 6-4 | Won 2 | 50-31 | 48-33 | 42-30 | 29-13 | 17-13 | 10-8 |
| Atlanta | 94 | 68 | .580 | 4 | 7-3 | Won 1 | 48-33 | 46-35 | 46-26 | 19-19 | 21-13 | 8-10 |
| Philadelphia | 81 | 81 | .500 | 17 | 4-6 | Lost 2 | 40-41 | 41-40 | 33-39 | 24-16 | 19-16 | 5-10 |
| New York | 74 | 88 | .457 | 24 | 5-5 | Won 1 | 36-45 | 38-43 | 32-40 | 17-22 | 17-19 | 8-7 |
| Miami | 69 | 93 | .426 | 29 | 3-7 | Lost 1 | 38-43 | 31-50 | 27-45 | 18-20 | 19-15 | 5-13 |

| N.L. CENTRAL | LAST 10 | | | | | | | | | | | |
|--------------|---------|------|------|----|-------|--------|-------|-------|---------|---------|---------|---------|
| | WON | LOST | PCT. | GB | GAMES | STREAK | HOME | ROAD | vs EAST | vs CENT | vs WEST | vs A.L. |
| Cincinnati | 97 | 65 | .599 | - | 5-5 | Lost 1 | 50-31 | 47-34 | 19-15 | 49-30 | 22-12 | 7-8 |
| St. Louis | 88 | 74 | .543 | 9 | 7-3 | Won 1 | 50-31 | 38-43 | 14-20 | 45-32 | 21-15 | 8-7 |
| Milwaukee | 83 | 79 | .512 | 14 | 4-6 | Lost 1 | 49-32 | 34-47 | 15-19 | 45-34 | 17-17 | 6-9 |
| Pittsburgh | 79 | 83 | .488 | 18 | 4-6 | Lost 1 | 45-36 | 34-47 | 17-14 | 39-42 | 13-19 | 10-8 |
| Chicago | 61 | 101 | .377 | 36 | 2-8 | Won 1 | 38-43 | 23-58 | 13-19 | 31-50 | 12-22 | 5-10 |
| Houston | 55 | 107 | .340 | 42 | 5-5 | Lost 1 | 35-46 | 20-61 | 12-20 | 29-50 | 8-28 | 6-9 |

| N.L. WEST | LAST 10 | | | | | | | | | | | |
|---------------|---------|------|------|----|-------|--------|-------|-------|---------|---------|---------|---------|
| | WON | LOST | PCT. | GB | GAMES | STREAK | HOME | ROAD | vs EAST | vs CENT | vs WEST | vs A.L. |
| San Francisco | 94 | 68 | .580 | - | 5-5 | Lost 1 | 48-33 | 46-35 | 15-19 | 27-14 | 45-27 | 7-8 |
| Los Angeles | 86 | 76 | .531 | 8 | 8-2 | Won 1 | 45-36 | 41-40 | 20-12 | 25-18 | 35-37 | 6-9 |
| Arizona | 81 | 81 | .500 | 13 | 4-6 | Lost 1 | 41-40 | 40-41 | 14-20 | 20-21 | 38-34 | 9-6 |
| San Diego | 76 | 86 | .469 | 18 | 4-6 | Won 1 | 42-39 | 34-47 | 12-20 | 22-21 | 34-38 | 8-7 |
| Colorado | 64 | 98 | .395 | 30 | 6-4 | Won 1 | 35-46 | 29-52 | 15-22 | 19-19 | 28-44 | 2-13 |

| A.L. WILD CARD | WON | | | | LOST | | | | PCT. | | | | GB |
|----------------|-----|------|------|----|--------------|------|------|------|------|------|------|----|----|
| | WON | LOST | PCT. | GB | WON | LOST | PCT. | GB | WON | LOST | PCT. | GB | |
| Baltimore | 93 | 69 | .574 | - | Atlanta | 94 | 68 | .580 | - | | | | |
| Texas | 93 | 69 | .574 | - | St. Louis | 88 | 74 | .543 | - | | | | |
| Tampa Bay | 90 | 72 | .556 | 3 | Los Angeles | 86 | 76 | .531 | 2 | | | | |
| Los Angeles | 89 | 73 | .549 | 4 | Milwaukee | 83 | 79 | .512 | 5 | | | | |
| Chicago | 85 | 77 | .525 | 8 | Arizona | 81 | 81 | .500 | 7 | | | | |
| | | | | | Philadelphia | 81 | 81 | .500 | 7 | | | | |

MAJOR LEAGUE ATTENDANCE

| CLUB | HOME | | AMERICAN | | LEAGUE | | ROAD | | |
|----------------|-------------------|---------------|-------------|-------------|---------------|---------------|-------------------|---------------|-------------|
| | TOTAL | AVERAGE | DATES | GAMES | TOTAL | HIGH DATE | TOTAL | AVERAGE | |
| New York | 3,542,406 | 43,733 | 81 | (81) | 49,573 | 28-Jul | 2,766,502 | 34,154 | 81 |
| Texas | 3,460,280 | 42,720 | 81 | (81) | 49,197 | 28-Apr | 2,256,784 | 28,210 | 80 |
| Los Angeles | 3,061,770 | 37,800 | 81 | (81) | 44,548 | 22-Jun | 2,497,339 | 30,831 | 81 |
| Boston | 3,043,003 | 37,568 | 81 | (81) | 38,416 | 7-Aug | 2,514,090 | 31,038 | 81 |
| Detroit | 3,028,033 | 37,383 | 81 | (81) | 45,027 | 5-Apr | 2,473,687 | 30,539 | 81 |
| Minnesota | 2,776,354 | 34,276 | 81 | (81) | 39,512 | 11-Aug | 2,264,492 | 28,306 | 80 |
| Baltimore | 2,102,240 | 26,611 | 79 | (81) | 46,773 | 6-Apr | 2,393,520 | 29,550 | 81 |
| Toronto | 2,099,663 | 25,922 | 81 | (81) | 48,473 | 9-Apr | 2,326,019 | 29,075 | 80 |
| Chicago | 1,965,955 | 24,271 | 81 | (81) | 38,676 | 13-Apr | 2,428,679 | 29,984 | 81 |
| Kansas City | 1,739,859 | 21,748 | 80 | (81) | 40,230 | 13-Apr | 2,223,264 | 27,448 | 81 |
| Seattle | 1,721,920 | 21,258 | 81 | (81) | 46,026 | 13-Apr | 2,289,275 | 28,263 | 81 |
| Oakland | 1,679,013 | 20,729 | 81 | (81) | 44,227 | 28-Mar | 2,428,269 | 29,979 | 81 |
| Cleveland | 1,603,596 | 19,797 | 81 | (81) | 43,190 | 5-Apr | 2,291,136 | 28,286 | 81 |
| Tampa Bay | 1,559,681 | 19,255 | 81 | (81) | 34,078 | 6-Apr | 2,462,698 | 30,404 | 81 |
| Totals | 33,383,773 | 29,517 | 1131 | 1134 | | | 33,615,754 | 29,722 | 1131 |

| CLUB | HOME | | NATIONAL | | LEAGUE | | ROAD | | |
|---------------------|-------------------|---------------|-------------|-------------|--------|-----------|---------------------|---------------|-------------|
| | TOTAL | AVERAGE | DATES | GAMES | TOTAL | HIGH DATE | TOTAL | AVERAGE | |
| Philadelphia | 3,565,718 | 44,021 | 81 | (81) | 45,989 | 21-Jul | 2,571,744 | 31,750 | 81 |
| San Francisco | 3,377,371 | 41,696 | 81 | (81) | 42,664 | 26-Jun | 2,631,177 | 32,890 | 80 |
| Los Angeles | 3,324,246 | 41,040 | 81 | (81) | 56,000 | 10-Apr | 2,611,207 | 32,640 | 80 |
| St. Louis | 3,262,109 | 40,273 | 81 | (81) | 46,882 | 13-Apr | 2,546,394 | 31,437 | 81 |
| Chicago | 2,882,756 | 35,590 | 81 | (81) | 42,292 | 14-Jun | 2,631,341 | 32,486 | 81 |
| Milwaukee | 2,831,385 | 34,955 | 81 | (81) | 46,086 | 6-Apr | 2,476,986 | 30,580 | 81 |
| Colorado | 2,630,458 | 32,475 | 81 | (81) | 49,282 | 9-Apr | 2,584,080 | 32,301 | 80 |
| Atlanta | 2,420,171 | 29,879 | 81 | (81) | 51,910 | 28-Sep | 2,586,832 | 31,936 | 81 |
| Washington | 2,370,794 | 30,010 | 79 | (81) | 42,662 | 18-Aug | 2,682,467 | 33,117 | 81 |
| Cincinnati | 2,347,251 | 28,978 | 81 | (81) | 42,956 | 5-Apr | 2,493,514 | 30,784 | 81 |
| New York | 2,242,803 | 28,035 | 80 | (81) | 42,516 | 3-Jul | 2,731,369 | 33,721 | 81 |
| Miami | 2,219,444 | 27,401 | 81 | (81) | 36,711 | 25-Jul | 2,478,929 | 30,987 | 80 |
| Arizona | 2,177,617 | 26,884 | 81 | (81) | 49,130 | 6-Apr | 2,615,678 | 32,292 | 81 |
| San Diego | 2,123,721 | 26,219 | 81 | (81) | 43,427 | 19-May | 2,545,222 | 31,422 | 81 |
| Pittsburgh | 2,091,918 | 26,149 | 80 | (81) | 39,585 | 5-Apr | 2,535,930 | 31,308 | 81 |
| Houston | 1,607,733 | 19,849 | 81 | (81) | 43,464 | 6-Apr | 2,520,644 | 31,119 | 81 |
| Totals | 41,475,495 | 32,102 | 1292 | 1296 | | | 41,243,514 | 31,922 | 1292 |
| Grand Totals | 74,859,268 | 30,895 | 2423 | 243 | | | 0 74,859,268 | 30,895 | 2423 |

AL TEAM LEADERS

CLUB BATTING

| CLUB | AVG | G | AB | R | H | TB | 2B | 3B | HR | RBI | SH | SF | HP | BB | IBB | SO | SB | CS | GI | | |
|----------------|-------------|--------------|--------------|-------------|-------------|-------------|------------|------------|-------------|-------------|-------------|-------------|--------------|--------------|------------|-------------|------------|-------------|--------------|-------------|-------------|
| | | | | | | | | | | | | | | | | | | | DP | SLG | OBP |
| Los Angeles | .274 | 162 | 5536 | 767 | 1518 | 2396 | 273 | 22 | 187 | 732 | 47 | 41 | 47 | 449 | 29 | 1113 | 134 | 33 | 138 | .433 | .332 |
| Texas | .273 | 162 | 5590 | 808 | 1526 | 2493 | 303 | 32 | 200 | 780 | 36 | 53 | 57 | 478 | 44 | 1103 | 91 | 44 | 121 | .446 | .334 |
| Detroit | .268 | 162 | 5476 | 726 | 1467 | 2313 | 279 | 39 | 163 | 698 | 36 | 39 | 57 | 511 | 46 | 1103 | 59 | 23 | 156 | .422 | .335 |
| Kansas City | .265 | 162 | 5636 | 676 | 1492 | 2254 | 295 | 37 | 131 | 643 | 26 | 41 | 42 | 404 | 35 | 1032 | 132 | 38 | 130 | .400 | .317 |
| New York | .265 | 162 | 5524 | 804 | 1462 | 2503 | 280 | 13 | 245 | 774 | 31 | 49 | 62 | 565 | 31 | 1176 | 93 | 27 | 136 | .453 | .337 |
| Boston | .260 | 162 | 5604 | 734 | 1459 | 2325 | 339 | 16 | 165 | 695 | 34 | 55 | 45 | 428 | 27 | 1197 | 97 | 31 | 105 | .415 | .315 |
| Minnesota | .260 | 162 | 5562 | 701 | 1448 | 2171 | 270 | 30 | 131 | 667 | 33 | 56 | 53 | 505 | 28 | 1069 | 135 | 37 | 149 | .390 | .325 |
| Chicago | .255 | 162 | 5518 | 748 | 1409 | 2328 | 228 | 29 | 211 | 726 | 31 | 36 | 65 | 461 | 24 | 1203 | 109 | 43 | 112 | .422 | .318 |
| Cleveland | .251 | 162 | 5525 | 667 | 1385 | 2107 | 266 | 24 | 136 | 635 | 17 | 39 | 59 | 555 | 28 | 1087 | 110 | 44 | 141 | .381 | .324 |
| Baltimore | .247 | 162 | 5560 | 712 | 1375 | 2319 | 270 | 16 | 214 | 677 | 38 | 30 | 50 | 480 | 24 | 1315 | 58 | 29 | 152 | .417 | .311 |
| Toronto | .245 | 162 | 5487 | 716 | 1346 | 2231 | 247 | 22 | 198 | 677 | 33 | 45 | 55 | 473 | 29 | 1251 | 123 | 41 | 109 | .407 | .309 |
| Tampa Bay | .240 | 162 | 5398 | 697 | 1293 | 2128 | 250 | 30 | 175 | 665 | 34 | 42 | 58 | 571 | 26 | 1323 | 134 | 44 | 133 | .394 | .317 |
| Oakland | .238 | 162 | 5527 | 713 | 1315 | 2231 | 267 | 32 | 195 | 676 | 27 | 34 | 45 | 550 | 29 | 1387 | 122 | 32 | 97 | .404 | .310 |
| Seattle | .234 | 162 | 5494 | 619 | 1285 | 2027 | 241 | 27 | 149 | 584 | 32 | 35 | 30 | 466 | 21 | 1259 | 104 | 35 | 95 | .369 | .296 |
| Totals | .255 | 77437 | 19780 | 3808 | 2500 | 455 | 725 | 421 | 1501 | 1774 | .320 | 1134 | 10088 | 31826 | 369 | 9629 | 595 | 6896 | 16618 | 501 | .400 |

CLUB PITCHING

| CLUB | W | L | ERA | G | CG | SHO | SV | IP | H | R | ER | HR | HB | BB | IBB | SO | WP | BK | AVG |
|----------------|-------------|-------------|-------------|-------------|-----------|------------|------------|----------------|--------------|-------------|-------------|-------------|------------|-------------|-----------------|-------------|-----------|-------------|-------------|
| Tampa Bay | 90 | 72 | 3.19 | 162 | 7 | 15 | 50 | 1459.2 | 1233 | 577 | 518 | 139 | 54 | 469 | 35 | 1383 | 59 | 4 | .228 |
| Oakland | 94 | 68 | 3.48 | 162 | 1 | 13 | 47 | 1470.0 | 1360 | 614 | 569 | 147 | 46 | 462 | 34 | 1136 | 40 | 5 | .245 |
| Detroit | 88 | 74 | 3.75 | 162 | 9 | 8 | 40 | 1430.2 | 1409 | 670 | 596 | 151 | 42 | 438 | 35 | 1318 | 46 | 6 | .256 |
| Seattle | 75 | 87 | 3.76 | 162 | 8 | 11 | 43 | 1456.2 | 1359 | 651 | 608 | 166 | 49 | 449 | 39 | 1166 | 61 | 5 | .248 |
| New York | 95 | 67 | 3.85 | 162 | 6 | 9 | 51 | 1445.1 | 1401 | 668 | 618 | 190 | 49 | 431 | 32 | 1318 | 53 | 9 | .253 |
| Baltimore | 93 | 69 | 3.90 | 162 | 1 | 10 | 55 | 1483.0 | 1433 | 705 | 642 | 184 | 53 | 481 | 36 | 1177 | 34 | 6 | .252 |
| Texas | 93 | 69 | 3.99 | 162 | 7 | 10 | 43 | 1442.0 | 1378 | 707 | 639 | 175 | 41 | 446 | 15 | 1286 | 53 | 8 | .250 |
| Los Angeles | 89 | 73 | 4.02 | 162 | 6 | 16 | 38 | 1433.1 | 1339 | 699 | 640 | 186 | 40 | 483 | 20 | 1157 | 38 | 2 | .246 |
| Chicago | 85 | 77 | 4.02 | 162 | 6 | 11 | 37 | 1445.2 | 1365 | 676 | 646 | 186 | 68 | 503 | 29 | 1246 | 66 | 9 | .250 |
| Kansas City | 72 | 90 | 4.30 | 162 | 2 | 12 | 44 | 1451.1 | 1504 | 746 | 693 | 163 | 60 | 542 | 44 | 1177 | 49 | 8 | .270 |
| Toronto | 73 | 89 | 4.64 | 162 | 5 | 11 | 29 | 1443.2 | 1439 | 784 | 745 | 204 | 55 | 574 | 20 | 1142 | 56 | 7 | .261 |
| Boston | 69 | 93 | 4.70 | 162 | 6 | 4 | 35 | 1443.0 | 1449 | 806 | 754 | 190 | 66 | 529 | 33 | 1176 | 42 | 11 | .262 |
| Minnesota | 66 | 96 | 4.77 | 162 | 3 | 6 | 35 | 1438.2 | 1536 | 832 | 762 | 198 | 57 | 465 | 43 | 943 | 60 | 2 | .274 |
| Cleveland | 68 | 94 | 4.78 | 162 | 2 | 6 | 43 | 1442.0 | 1503 | 845 | 766 | 174 | 55 | 543 | 27 | 1086 | 67 | 6 | .268 |
| Totals | 1150 | 1118 | 4.08 | 1134 | 69 | 142 | 590 | 20285.0 | 19708 | 9980 | 9196 | 2453 | 735 | 6815 | 44216711 | 724 | 88 | .255 | |

CLUB FIELDING

| CLUB | PCT | G | PO | A | E | TC | DP | TP | PB |
|----------------|-------------|-------------|--------------|--------------|-------------|--------------|-------------|----------|------------|
| Chicago | .988 | 162 | 4337 | 1578 | 70 | 5985 | 154 | 0 | 9 |
| Seattle | .988 | 162 | 4370 | 1570 | 72 | 6012 | 155 | 0 | 20 |
| New York | .987 | 162 | 4336 | 1471 | 74 | 5881 | 135 | 0 | 17 |
| Texas | .986 | 162 | 4326 | 1496 | 85 | 5907 | 136 | 0 | 13 |
| Cleveland | .984 | 162 | 4326 | 1665 | 96 | 6087 | 157 | 0 | 13 |
| Toronto | .984 | 162 | 4331 | 1737 | 101 | 6169 | 167 | 1 | 15 |
| Los Angeles | .984 | 162 | 4300 | 1578 | 98 | 5976 | 141 | 0 | 11 |
| Boston | .983 | 162 | 4329 | 1687 | 101 | 6117 | 159 | 0 | 11 |
| Detroit | .983 | 162 | 4292 | 1481 | 99 | 5872 | 127 | 0 | 14 |
| Baltimore | .983 | 162 | 4449 | 1680 | 106 | 6235 | 151 | 0 | 10 |
| Minnesota | .983 | 162 | 4316 | 1784 | 107 | 6207 | 188 | 0 | 8 |
| Oakland | .982 | 162 | 4410 | 1568 | 111 | 6089 | 135 | 1 | 12 |
| Kansas City | .981 | 162 | 4354 | 1624 | 113 | 6091 | 171 | 0 | 11 |
| Tampa Bay | .981 | 162 | 4379 | 1641 | 114 | 6134 | 155 | 0 | 6 |
| Totals | .984 | 1134 | 60855 | 22560 | 1347 | 84762 | 2131 | 2 | 170 |

CLUB MISCELLANEOUS

NOTE: "V.LHS/RHS" IS THE CLUB RECORD IN GAMES STARTED BY LEFT OR RIGHT HANDED PITCHERS, NOT NECESSARILY VERSUS THAT INDIVIDUAL PITCHER.

| CLUB | DOUBLEHEADERS | | | | | | | | | | | ATTENDANCE | |
|----------------|---------------|--------------|--------------|------------|--------------|--------------|--------------|-------------|----------|----------|----------|------------------|------------------|
| | VS LHS | VS RHS | GRASS | ARTIF | DAY | NIGHT | 1-RUN | X-INN | W | L | S | HOME | ROAD |
| Baltimore | 26-18 | 67-51 | 85-59 | 8-10 | 30-15 | 63-54 | 29-9 | 16-2 | 0 | 0 | 2 | 2,102,240 | 2,393,520 |
| Boston | 26-25 | 43-68 | 59-85 | 10-8 | 21-25 | 48-68 | 17-22 | 2-10 | 0 | 0 | 0 | 3,043,003 | 2,514,090 |
| Chicago | 23-24 | 62-53 | 79-76 | 6-1 | 31-23 | 54-54 | 26-21 | 5-9 | 0 | 0 | 0 | 1,965,955 | 2,428,679 |
| Cleveland | 18-35 | 50-59 | 65-90 | 3-4 | 22-34 | 46-60 | 24-12 | 5-8 | 0 | 0 | 0 | 1,603,596 | 2,291,136 |
| Detroit | 26-25 | 62-49 | 84-71 | 4-3 | 38-26 | 50-48 | 21-27 | 4-5 | 0 | 0 | 0 | 3,028,033 | 2,473,687 |
| Kansas City | 24-28 | 48-62 | 69-86 | 3-4 | 16-36 | 56-54 | 27-26 | 8-7 | 0 | 1 | 0 | 1,739,859 | 2,223,264 |
| Los Angeles | 27-22 | 62-51 | 87-68 | 2-5 | 25-25 | 64-48 | 18-18 | 3-4 | 0 | 0 | 0 | 3,061,770 | 2,497,339 |
| Minnesota | 22-29 | 44-67 | 65-91 | 1-5 | 20-37 | 46-59 | 26-28 | 8-5 | 1 | 0 | 0 | 2,776,354 | 2,264,492 |
| New York | 37-24 | 58-43 | 89-55 | 6-2 | 33-20 | 62-47 | 22-25 | 6-3 | 0 | 0 | 0 | 3,542,406 | 2,766,502 |
| Oakland | 30-29 | 64-39 | 87-64 | 7-4 | 30-27 | 64-41 | 25-18 | 11-5 | 0 | 0 | 0 | 1,679,013 | 2,428,269 |
| Seattle | 25-32 | 50-55 | 69-78 | 6-9 | 23-30 | 52-57 | 25-28 | 5-10 | 0 | 0 | 0 | 1,721,920 | 2,289,275 |
| Tampa Bay | 27-23 | 63-49 | 38-34 | 52-38 | 30-24 | 60-48 | 21-27 | 5-7 | 0 | 0 | 0 | 1,559,681 | 2,462,698 |
| Texas | 28-19 | 65-50 | 89-64 | 4-5 | 26-15 | 67-54 | 24-22 | 8-5 | 0 | 0 | 1 | 3,460,280 | 2,256,784 |
| Toronto | 21-27 | 52-62 | 31-41 | 42-48 | 29-30 | 44-59 | 15-25 | 7-6 | 0 | 0 | 1 | 2,099,663 | 2,326,019 |

REVIEW

CLUB RANK BATTING

| CLUB | AVG | G | AB | R | H | TB | 2B | 3B | HR | RBI | SH | SF | HP | BB | IBB | SO | SB | CS | GI | | |
|-------------|-----|---|----|----|----|----|----|----|----|-----|----|----|----|----|-----|----|----|----|----|----|----|
| | | | | | | | | | | | | | | | | | | | DP | SL | G |
| Baltimore | 10 | 1 | 5 | 9 | 10 | 6 | 7 | 12 | 2 | 7 | 2 | 14 | 9 | 7 | 12 | 12 | 14 | 3 | 13 | 6 | 11 |
| Boston | 6 | 1 | 2 | 5 | 6 | 5 | 1 | 12 | 9 | 6 | 5 | 2 | 11 | 13 | 10 | 8 | 10 | 4 | 3 | 7 | 10 |
| Chicago | 8 | 1 | 10 | 4 | 8 | 4 | 14 | 7 | 3 | 4 | 10 | 11 | 1 | 11 | 12 | 9 | 8 | 11 | 5 | 5 | 7 |
| Cleveland | 9 | 1 | 8 | 13 | 9 | 13 | 10 | 9 | 12 | 13 | 14 | 9 | 3 | 3 | 8 | 3 | 7 | 12 | 11 | 13 | 6 |
| Detroit | 3 | 1 | 13 | 6 | 4 | 7 | 5 | 1 | 10 | 5 | 3 | 9 | 5 | 5 | 1 | 4 | 13 | 1 | 14 | 4 | 2 |
| Kansas City | 4 | 1 | 1 | 12 | 3 | 8 | 3 | 2 | 13 | 12 | 13 | 7 | 13 | 14 | 3 | 1 | 4 | 9 | 7 | 10 | 9 |
| Los Angeles | 1 | 1 | 6 | 3 | 2 | 3 | 6 | 10 | 7 | 3 | 1 | 7 | 10 | 12 | 5 | 6 | 2 | 6 | 10 | 3 | 4 |
| Minnesota | 7 | 1 | 4 | 10 | 7 | 11 | 7 | 5 | 13 | 10 | 7 | 1 | 8 | 6 | 8 | 2 | 1 | 8 | 12 | 12 | 5 |
| New York | 5 | 1 | 9 | 2 | 5 | 1 | 4 | 14 | 1 | 2 | 10 | 4 | 2 | 2 | 4 | 7 | 11 | 2 | 9 | 1 | 1 |
| Oakland | 13 | 1 | 7 | 8 | 12 | 9 | 9 | 3 | 6 | 9 | 12 | 13 | 11 | 4 | 5 | 14 | 6 | 5 | 2 | 9 | 12 |
| Seattle | 14 | 1 | 11 | 14 | 14 | 14 | 13 | 8 | 11 | 14 | 9 | 12 | 14 | 10 | 14 | 11 | 9 | 7 | 1 | 14 | 14 |
| Tampa Bay | 12 | 1 | 14 | 11 | 13 | 12 | 11 | 5 | 8 | 11 | 5 | 6 | 4 | 1 | 11 | 13 | 2 | 12 | 8 | 11 | 8 |
| Texas | 2 | 1 | 3 | 1 | 1 | 2 | 2 | 3 | 4 | 1 | 3 | 3 | 5 | 8 | 2 | 4 | 12 | 12 | 6 | 2 | 3 |
| Toronto | 11 | 1 | 12 | 7 | 11 | 9 | 12 | 10 | 5 | 7 | 7 | 5 | 7 | 9 | 5 | 10 | 5 | 10 | 4 | 8 | 13 |

CLUB RANK PITCHING

| CLUB | W | L | ERA | G | CG | SHO | SV | IP | H | TBF | R | ER | HR | SH | SF | HB | BB | IBB | SO | WP | BK |
|-------------|----|----|-----|---|----|-----|----|----|----|-----|----|----|----|----|----|----|----|-----|----|----|----|
| | | | | | | | | | | | | | | | | | | | | | |
| Boston | 12 | 3 | 12 | 1 | 5 | 14 | 12 | 9 | 11 | 9 | 12 | 12 | 11 | 5 | 14 | 13 | 11 | 7 | 8 | 4 | 14 |
| Chicago | 8 | 7 | 9 | 1 | 5 | 5 | 11 | 6 | 5 | 7 | 6 | 9 | 9 | 2 | 14 | 10 | 5 | 5 | 13 | 12 | |
| Cleveland | 13 | 2 | 14 | 1 | 11 | 12 | 6 | 10 | 12 | 14 | 14 | 14 | 6 | 3 | 13 | 9 | 13 | 4 | 13 | 14 | 6 |
| Detroit | 7 | 8 | 3 | 1 | 1 | 11 | 9 | 14 | 8 | 3 | 5 | 3 | 3 | 9 | 4 | 3 | 2 | 9 | 2 | 5 | 6 |
| Kansas City | 11 | 4 | 10 | 1 | 11 | 4 | 5 | 13 | 12 | 10 | 10 | 4 | 14 | 8 | 12 | 12 | 14 | 6 | 6 | 10 | |
| Los Angeles | 6 | 9 | 8 | 1 | 5 | 1 | 10 | 13 | 2 | 2 | 7 | 7 | 9 | 7 | 9 | 1 | 9 | 2 | 10 | 2 | 1 |
| Minnesota | 14 | 1 | 13 | 1 | 10 | 12 | 12 | 14 | 10 | 13 | 13 | 13 | 13 | 10 | 12 | 11 | 6 | 13 | 14 | 11 | 1 |
| New York | 1 | 14 | 5 | 1 | 5 | 10 | 2 | 7 | 7 | 6 | 4 | 5 | 11 | 7 | 1 | 5 | 1 | 6 | 2 | 7 | 12 |
| Oakland | 2 | 13 | 2 | 1 | 13 | 3 | 4 | 2 | 4 | 8 | 2 | 2 | 13 | 11 | 4 | 5 | 8 | 12 | 3 | 4 | |
| Seattle | 9 | 6 | 4 | 1 | 2 | 5 | 6 | 4 | 3 | 4 | 3 | 4 | 5 | 11 | 9 | 5 | 4 | 12 | 9 | 12 | 4 |
| Tampa Bay | 5 | 10 | 1 | 1 | 3 | 2 | 3 | 3 | 1 | 1 | 1 | 1 | 4 | 2 | 8 | 7 | 9 | 1 | 10 | 3 | |
| Texas | 3 | 11 | 7 | 1 | 3 | 8 | 6 | 10 | 6 | 5 | 9 | 6 | 7 | 1 | 7 | 2 | 3 | 1 | 4 | 7 | 10 |
| Toronto | 10 | 5 | 11 | 1 | 9 | 5 | 14 | 8 | 10 | 11 | 11 | 11 | 14 | 11 | 4 | 9 | 14 | 2 | 11 | 9 | 9 |

AL BATTING LEADERS

| BATTING AVERAGE | | HOME RUNS | | RUNS BATTED IN | | MULTI HIT GAMES | | |
|-----------------|-----------|-----------|----|----------------|-----|-----------------|--------------|----------|
| .330 | Cabrera,M | DET | 44 | Cabrera,M | DET | 139 | Cabrera,M | DET |
| .326 | Trout,M | LAA | 43 | Granderson,C | NYN | 128 | Hamilton,J | TEX |
| .321 | Beltre,A | TEX | 43 | Hamilton,J | TEX | 110 | Encarnacio,E | TOR |
| .319 | Mauer,J | MIN | 42 | Encarnacio,E | TOR | 110 | Willingham,J | MIN |
| .316 | Jeter,D | NYN | 41 | Dunn,A | CWS | 108 | Fielder,P | DET |
| .313 | Fielder,P | DET | 36 | Beltre,A | TEX | 107 | Butler,B | KC |
| .313 | Hunter,T | LAA | 35 | Willingham,J | MIN | 106 | Granderson,C | NYN |
| .313 | Butler,B | KC | 35 | Davis,C | BAL | 105 | Pujols,A | LAA |
| .313 | Cano,R | NYN | 33 | Cano,R | NYN | 102 | Beltre,A | TEX |
| .304 | Murphy,D | TEX | 32 | 3 players tied | | 96 | Dunn,A | CWS |
| | | | | | | | 54 | Pujols,A |
| | | | | | | | | LAA |

| RUNS | | HITS | | TOTAL BASES | | GRAND SLAMS | | |
|------|--------------|------|-----|-------------|-----|-------------|------------|-----------------|
| 129 | Trout,M | LAA | 216 | Jeter,D | NYN | 377 | Cabrera,M | DET |
| 109 | Cabrera,M | DET | 205 | Cabrera,M | DET | 345 | Cano,R | NYN |
| 105 | Kinsler,I | TEX | 196 | Cano,R | NYN | 339 | Beltre,A | TEX |
| 105 | Cano,R | NYN | 194 | Beltre,A | TEX | 327 | Jones,A | BAL |
| 103 | Jackson,A | DET | 192 | Butler,B | KC | 324 | Hamilton,J | TEX |
| 103 | Jones,A | BAL | 189 | Gordon,A | KC | 315 | Trout,M | LAA |
| 103 | Hamilton,J | TEX | 186 | Jones,A | BAL | 313 | Butler,B | KC |
| 102 | Granderson,C | NYN | 184 | Rios,A | CWS | 313 | Pujols,A | LAA |
| 99 | Jeter,D | NYN | 182 | Trout,M | LAA | 312 | Rios,A | CWS |
| 95 | Beltre,A | TEX | 182 | Fielder,P | DET | 307 | Fielder,P | DET |
| | | | | | | | 3 | Swisher,N |
| | | | | | | | 2 | Joyce,M |
| | | | | | | | 2 | Granderson,C |
| | | | | | | | 2 | Youkilis,K |
| | | | | | | | 2 | Cano,R |
| | | | | | | | 2 | Inge,B |
| | | | | | | | 2 | Cruz,N |
| | | | | | | | 1 | 32 players tied |
| | | | | | | | | OAK |
| | | | | | | | | TEX |

| DOUBLES | | TRIPLES | | STOLEN BASES | | HITTING STREAKS | | |
|---------|-----------|---------|----------|----------------|------------|-----------------|----------------|-----------------|
| 51 | Gordon,A | KC | 10 | Jackson,A | DET | 49 | Trout,M | LAA |
| 50 | Pujols,A | LAA | 9 | Andrus,E | TEX | 46 | Davis,R | TOR |
| 48 | Cano,R | NYN | 8 | Trout,M | LAA | 40 | Revere,B | MIN |
| 45 | Cruz,N | TEX | 8 | Weeks,J | OAK | 39 | Crisp,C | OAK |
| 43 | Choo,S | CLE | 8 | Rios,A | CWS | 35 | Escobar,A | KC |
| 42 | Kinsler,I | TEX | 7 | Jennings,D | TB | 31 | Kipnis,J | CLE |
| 40 | Cabrera,M | DET | 7 | Zobrist,B | TB | 31 | Jennings,D | TB |
| 39 | Pedroia,D | BOS | 7 | Escobar,A | KC | 31 | Upton,B | TB |
| 39 | Zobrist,B | TB | 7 | Crisp,C | OAK | 30 | Dyson,J | KC |
| 39 | Jones,A | BAL | 6 | 4 players tied | | 29 | Suzuki,I | NYN |
| | | | | | | | 23 | Cano,R |
| | | | | | | | | 24-Jun - 20-Jul |
| | | | | | | | 22 | Brantley,M |
| | | | | | | | | 20-May - 15-Jun |
| | | | | | | | 21 | Revere,B |
| | | | | | | | | 16-Jul - 7-Aug |
| | | | | | | | 20 | Jones,A |
| | | | | | | | | 10-May - 29-May |
| | | | | | | | 19 | Jeter,D |
| | | | | | | | | 4-Sep - 25-Sep |
| | | | | | | | | MIN |
| | | | | | | | | BAL |
| | | | | | | | | NYN |

| WALKS | | ON BASE PERCENTAGE | | SLUGGING PERCENTAGE | | EXTRA BASE HITS | | |
|-------|--------------|--------------------|------|---------------------|-----|-----------------|--------------|----------------|
| 105 | Dunn,A | CWS | .416 | Mauer,J | MIN | .606 | Cabrera,M | DET |
| 97 | Zobrist,B | TB | .412 | Fielder,P | DET | .577 | Hamilton,J | TEX |
| 91 | Santana,C | CLE | .399 | Trout,M | LAA | .564 | Trout,M | LAA |
| 90 | Mauer,J | MIN | .393 | Cabrera,M | DET | .561 | Beltre,A | TEX |
| 87 | Pena,C | TB | .384 | Encarnacio,E | TOR | .557 | Encarnacio,E | TOR |
| 85 | Fielder,P | DET | .380 | Murphy,D | TEX | .550 | Cano,R | NYN |
| 84 | Encarnacio,E | TOR | .379 | Cano,R | NYN | .528 | Fielder,P | DET |
| 77 | Swisher,N | NYN | .377 | Jackson,A | DET | .524 | Willingham,J | MIN |
| 76 | Willingham,J | MIN | .377 | Zobrist,B | TB | .516 | Rios,A | CWS |
| 75 | Granderson,C | NYN | .373 | Choo,S | CLE | .516 | Pujols,A | LAA |
| | | | | | | | 84 | Cabrera,M |
| | | | | | | | 82 | Cano,R |
| | | | | | | | 80 | Pujols,A |
| | | | | | | | 76 | Hamilton,J |
| | | | | | | | 74 | Jones,A |
| | | | | | | | 71 | Beltre,A |
| | | | | | | | 70 | Gordon,A |
| | | | | | | | 70 | Rios,A |
| | | | | | | | 69 | Cruz,N |
| | | | | | | | 66 | 5 players tied |
| | | | | | | | | TEX |

| OUTFIELD ASSISTS | | HOME BATTING AVG | | ROAD BATTING AVG. | | RISP BATTING AVG | | |
|------------------|------------------|------------------|-------------|-------------------|------------|------------------|-------------|-------------------|
| 19 | Francoeur,J | KC | .346 | Beltre,A | TEX | .347 | Jeter,D | NYN |
| 17 | Gordon,A | KC | .342 | Mauer,J | MIN | .332 | Trout,M | LAA |
| 15 | Reddick,J | OAK | .337 | Fielder,P | DET | .327 | Cabrera,M | DET |
| 14 | Hunter,T | LAA | .335 | Murphy,D | TEX | .321 | Cano,R | NYN |
| 13 | Viciedo,D | CWS | .332 | Cabrera,M | DET | .319 | Kendrick,H | LAA |
| 11 | Bautista,J | TOR | .332 | Span,D | MIN | .314 | Hunter,T | LAA |
| 10 | Upton,B | TB | .325 | Konerko,P | CWS | .310 | Brantley,M | CLE |
| 9 | 4 players tied | | .324 | Rios,A | CWS | .303 | Butler,B | KC |
| | | | .322 | Butler,B | KC | .297 | Jackson,A | DET |
| | | | .319 | Cespedes,Y | OAK | .297 | Zobrist,B | TB |
| | | | | | | | .398 | Gonzalez,A |
| | | | | | | | .372 | Mauer,J |
| | | | | | | | .367 | Crisp,C |
| | | | | | | | .356 | Cabrera,M |
| | | | | | | | .350 | Andrus,E |
| | | | | | | | .348 | Rios,A |
| | | | | | | | .347 | Murphy,D |
| | | | | | | | .345 | Cespedes,Y |
| | | | | | | | .344 | Hunter,T |
| | | | | | | | .338 | Fielder,P |
| | | | | | | | | TEX |
| | | | | | | | | DET |
| | | | | | | | | LAA |
| | | | | | | | | DET |

DAY BATTING AVG

| | | |
|-------------|-------------------|------------|
| .343 | Cano,R | NYY |
| .341 | Konerko,P | CWS |
| .327 | Rios,A | CWS |
| .325 | Fielder,P | DET |
| .318 | Beltre,A | TEX |
| .315 | Davis,C | BAL |
| .314 | Cespedes,Y | OAK |
| .311 | Hamilton,J | TEX |
| .309 | Gonzalez,A | BOS |
| .308 | Crisp,C | OAK |

NIGHT BATTING AVG

| | | |
|------|-----------|-----|
| .354 | Cabrera,M | DET |
| .343 | Trout,M | LAA |
| .335 | Mauer,J | MIN |
| .325 | Jeter,D | NYY |
| .322 | Beltre,A | TEX |
| .321 | Butler,B | KC |
| .315 | Hunter,T | LAA |
| .313 | Revere,B | MIN |
| .306 | Fielder,P | DET |
| .306 | Jackson,A | DET |

VS RIGHTY AVG

| | | |
|------|-----------|-----|
| .359 | Cano,R | NYY |
| .346 | Trout,M | LAA |
| .339 | Beltre,A | TEX |
| .336 | Mauer,J | MIN |
| .335 | Cabrera,M | DET |
| .328 | Fielder,P | DET |
| .327 | Choo,S | CLE |
| .320 | Gordon,A | KC |
| .308 | Rios,A | CWS |
| .307 | Konerko,P | CWS |

VS LEFTY AVG.

| | | |
|------|-----------|-----|
| .364 | Jeter,D | NYY |
| .350 | Kinsler,I | TEX |
| .350 | Viciedo,D | CWS |
| .347 | Murphy,D | TEX |
| .340 | Hunter,T | LAA |
| .338 | Carroll,J | MIN |
| .336 | Aybar,E | LAA |
| .333 | Young,M | TEX |
| .331 | Butler,B | KC |
| .323 | Wieters,M | BAL |

CAUGHT STEALING

| | | |
|----|----------------|-----|
| 13 | Davis,R | TOR |
| 12 | De Aza,A | CWS |
| 10 | Andrus,E | TEX |
| 9 | Revere,B | MIN |
| 9 | Brantley,M | CLE |
| 9 | Jackson,A | DET |
| 9 | Zobrist,B | TB |
| 9 | Kinsler,I | TEX |
| 8 | Lawrie,B | TOR |
| 7 | 7 players tied | |

SACRIFICE BUNTS

| | | |
|----------|----------------|------------|
| 17 | Andrus,E | TEX |
| 13 | Wilson,R | LAA |
| 9 | Weeks,J | OAK |
| 9 | Nix,J | NYY |
| 8 | Beckham,G | CWS |
| 8 | Getz,C | KC |
| 8 | Escobar,A | KC |
| 8 | Ryan,B | SEA |
| 8 | Rodriguez,S | TB |
| 8 | Podsednik,S | BOS |

SACRIFICE FLIES

| | | |
|----|----------------|-----|
| 12 | Teixeira,M | NYY |
| 10 | Morneau,J | MIN |
| 9 | Hamilton,J | TEX |
| 9 | Beltre,A | TEX |
| 8 | Santana,C | CLE |
| 8 | Upton,B | TB |
| 8 | Doumit,R | MIN |
| 7 | 7 players tied | |

STRIKEOUTS

| | | |
|------------|------------------|------------|
| 222 | Dunn,A | CWS |
| 195 | Granderson,C | NYY |
| 182 | Pena,C | TB |
| 169 | Davis,C | BAL |
| 169 | Upton,B | TB |
| 162 | Hamilton,J | TEX |
| 159 | Reynolds,M | BAL |
| 159 | Johnson,K | TOR |
| 153 | Trumbo,M | LAA |
| 151 | Reddick,J | OAK |

GROUNDED INTO DP

| | | |
|----|----------------|-----|
| 28 | Cabrera,M | DET |
| 26 | Kendrick,H | LAA |
| 26 | Young,M | TEX |
| 24 | Jeter,D | NYY |
| 23 | Mauer,J | MIN |
| 22 | Cano,R | NYY |
| 21 | Escobar,Y | TOR |
| 21 | Santana,C | CLE |
| 21 | Hardy,J | BAL |
| 20 | 3 players tied | |

INTENTIONAL WALKS

| | | |
|----|----------------|-----|
| 18 | Fielder,P | DET |
| 17 | Cabrera,M | DET |
| 16 | Pujols,A | LAA |
| 13 | Hamilton,J | TEX |
| 13 | Ortiz,D | BOS |
| 12 | Brantley,M | CLE |
| 12 | Encarnacio,E | TOR |
| 10 | Mauer,J | MIN |
| 10 | Cano,R | NYY |
| 9 | 2 players tied | |

HIT BY PITCH

| | | |
|----|--------------|-----|
| 17 | Fielder,P | DET |
| 17 | Youkilis,K | CWS |
| 14 | Choo,S | CLE |
| 14 | Willingham,J | MIN |
| 13 | Jones,A | BAL |
| 13 | Pena,C | TB |
| 11 | Encarnacio,E | TOR |
| 10 | Gentry,C | TEX |
| 10 | Kinsler,I | TEX |
| 10 | Rodriguez,A | NYY |

AT BATS

| | | |
|-----|-----------|-----|
| 683 | Jeter,D | NYY |
| 663 | Hardy,J | BAL |
| 655 | Kinsler,I | TEX |
| 648 | Jones,A | BAL |
| 642 | Gordon,A | KC |
| 629 | Andrus,E | TEX |
| 629 | Suzuki,I | NYY |
| 627 | Cano,R | NYY |
| 622 | Cabrera,M | DET |
| 614 | Butler,B | KC |

HARDEST TO FAN (PLATE APP. PER SO)

| | | |
|------|------------|-----|
| 10.9 | Brantley,M | CLE |
| 10.9 | Suzuki,I | NYY |
| 10.4 | Pedroia,D | BOS |
| 10.2 | Revere,B | MIN |
| 9.3 | Young,M | TEX |
| 9.2 | Span,D | MIN |
| 9.1 | Aybar,E | LAA |
| 8.8 | Pujols,A | LAA |
| 8.8 | Callaspo,A | LAA |
| 8.7 | Escobar,Y | TOR |

RBI RATIO (AT BATS PER RBI)

| | | |
|-----|--------------|-----|
| 4.4 | Hamilton,J | TEX |
| 4.5 | Cabrera,M | DET |
| 4.7 | Willingham,J | MIN |
| 4.9 | Encarnacio,E | TOR |
| 5.4 | Teixeira,M | NYY |
| 5.4 | Fielder,P | DET |
| 5.6 | Dunn,A | CWS |
| 5.6 | Granderson,C | NYY |
| 5.6 | Gonzalez,A | BOS |
| 5.7 | Trumbo,M | LAA |

HOME RUN RATIO (AT BATS PER HOME RUN)

| | | |
|------|--------------|-----|
| 12.9 | Encarnacio,E | TOR |
| 13.1 | Hamilton,J | TEX |
| 13.1 | Dunn,A | CWS |
| 13.9 | Granderson,C | NYY |
| 14.1 | Cabrera,M | DET |
| 14.8 | Willingham,J | MIN |
| 15.6 | Davis,C | BAL |
| 16.8 | Beltre,A | TEX |
| 17.0 | Trumbo,M | LAA |
| 17.7 | Pierzynski,A | CWS |

HARDEST TO DOUBLE UP (AT BATS PER GIDP)

| | | |
|-------------|----------------|------------|
| 524.0 | De Aza,A | CWS |
| 202.3 | Ackley,D | SEA |
| 140.8 | Moustakas,M | KC |
| 119.2 | Granderson,C | NYY |
| 90.3 | Encarnacio,E | TOR |
| 88.8 | Weeks,J | OAK |
| 85.3 | Aviles,M | BOS |
| 84.5 | Saunders,M | SEA |
| 83.6 | Cruz,N | TEX |
| 80.7 | Rasmus,C | TOR |

GAMES PLAYED

| | | |
|-----|--------------|-----|
| 162 | Jones,A | BAL |
| 162 | Fielder,P | DET |
| 162 | Suzuki,I | NYY |
| 161 | Gordon,A | KC |
| 161 | Butler,B | KC |
| 161 | Cano,R | NYY |
| 161 | Cabrera,M | DET |
| 160 | Granderson,C | NYY |
| 160 | Pena,C | TB |

AL PITCHING LEADERS

EARNED RUN AVERAGE

| | | |
|------|--------------|-----|
| 2.56 | Price,D | TB |
| 2.64 | Verlander,J | DET |
| 2.81 | Weaver,J | LAA |
| 3.05 | Sale,C | CWS |
| 3.06 | Hernandez,F | SEA |
| 3.10 | Hellickson,J | TB |
| 3.29 | Harrison,M | TEX |
| 3.32 | Kuroda,H | NYY |
| 3.37 | Peavy,J | CWS |
| 3.38 | Sabathia,C | NYY |

WINS

| | | |
|----|----------------|-----|
| 20 | Price,D | TB |
| 20 | Weaver,J | LAA |
| 18 | Harrison,M | TEX |
| 17 | Sale,C | CWS |
| 17 | Verlander,J | DET |
| 16 | Darvish,Y | TEX |
| 16 | Kuroda,H | NYY |
| 16 | Scherzer,M | DET |
| 16 | Hughes,P | NYY |
| 15 | 2 players tied | |

WINNING STREAKS

| | | |
|-----------------|-------------|-----|
| 10 | Weaver,J | LAA |
| 18-May - 6-Aug | | |
| 9 | Hernandez,F | SEA |
| 23-Jun - 27-Aug | | |
| 8 | Sale,C | CWS |
| 17-May - 15-Jul | | |
| 8 | Jones,N | CWS |
| 5-May - 17-Sep | | |
| 8 | Price,D | TB |
| 19-Jun - 16-Aug | | |

SAVES

| | | |
|----|--------------|-----|
| 51 | Johnson,J | BAL |
| 48 | Rodney,F | TB |
| 42 | Soriano,R | NYY |
| 39 | Perez,C | CLE |
| 37 | Nathan,J | TEX |
| 35 | Valverde,J | DET |
| 29 | Reed,A | CWS |
| 29 | Wilhelmsen,T | SEA |
| 25 | Aceves,A | BOS |
| 24 | Balfour,G | OAK |

GAMES STARTED

| | | |
|----|----------------|-----|
| 34 | Masterson,J | CLE |
| 34 | Wilson,C | LAA |
| 34 | Chen,B | KC |
| 33 | Kuroda,H | NYY |
| 33 | Verlander,J | DET |
| 33 | Vargas,J | SEA |
| 33 | Lester,J | BOS |
| 33 | Hernandez,F | SEA |
| 33 | Shields,J | TB |
| 32 | 7 players tied | |

COMPLETE GAMES

| | | |
|---|----------------|-----|
| 6 | Verlander,J | DET |
| 5 | Hernandez,F | SEA |
| 4 | Harrison,M | TEX |
| 4 | Peavy,J | CWS |
| 3 | Kuroda,H | NYY |
| 3 | Morrow,B | TOR |
| 3 | Weaver,J | LAA |
| 3 | Lester,J | BOS |
| 3 | Shields,J | TB |
| 2 | 8 players tied | |

GAMES

| | | |
|----|----------------|-----|
| 80 | Logan,B | NYY |
| 76 | Herrera,K | KC |
| 76 | Rodney,F | TB |
| 76 | Peralta,J | TB |
| 75 | Balfour,G | OAK |
| 74 | Thornton,M | CWS |
| 73 | Crow,A | KC |
| 73 | Wilhelmsen,T | SEA |
| 73 | Benoit,J | DET |
| 72 | 2 players tied | |

INNINGS PITCHED

| | | |
|-------|-------------|-----|
| 238.1 | Verlander,J | DET |
| 232.0 | Hernandez,F | SEA |
| 227.2 | Shields,J | TB |
| 219.2 | Kuroda,H | NYY |
| 219.0 | Peavy,J | CWS |
| 217.1 | Vargas,J | SEA |
| 213.1 | Harrison,M | TEX |
| 211.0 | Price,D | TB |
| 206.1 | Masterson,J | CLE |
| 205.1 | Lester,J | BOS |

STRIKEOUTS

| | | |
|-----|-------------|-----|
| 239 | Verlander,J | DET |
| 231 | Scherzer,M | DET |
| 223 | Hernandez,F | SEA |
| 223 | Shields,J | TB |
| 221 | Darvish,Y | TEX |
| 205 | Price,D | TB |
| 197 | Sabathia,C | NYY |
| 194 | Peavy,J | CWS |
| 192 | Sale,C | CWS |
| 175 | Moore,M | TB |

WINNING PERCENTAGE

| | | |
|------|-------------|-------------|
| .800 | Price,D | TB (20-05) |
| .800 | Weaver,J | LAA (20-05) |
| .714 | Sabathia,C | NYY (15-06) |
| .696 | Scherzer,M | DET (16-07) |
| .680 | Sale,C | CWS (17-08) |
| .680 | Verlander,J | DET (17-08) |
| .640 | Darvish,Y | TEX (16-09) |
| .632 | Holland,D | TEX (12-07) |
| .621 | Harrison,M | TEX (18-11) |
| .619 | Parker,J | OAK (13-08) |

SHUTOUTS

| | | |
|---|-----------------|-----|
| 5 | Hernandez,F | SEA |
| 3 | Morrow,B | TOR |
| 2 | Kuroda,H | NYY |
| 2 | Weaver,J | LAA |
| 2 | Harrison,M | TEX |
| 2 | Shields,J | TB |
| 1 | 18 players tied | |

OPP. BATTING AVG. AGAINST

| | | |
|------|-------------|-----|
| .214 | Weaver,J | LAA |
| .217 | Verlander,J | DET |
| .220 | Darvish,Y | TEX |
| .226 | Price,D | TB |
| .234 | Peavy,J | CWS |
| .235 | Sale,C | CWS |
| .238 | Sabathia,C | NYY |
| .238 | Moore,M | TB |
| .239 | Wilson,C | LAA |
| .239 | Santana,E | LAA |

HOME EARNED RUN AVERAGE

| | | |
|------|-------------|-----|
| 1.65 | Verlander,J | DET |
| 1.81 | Price,D | TB |
| 2.30 | Sale,C | CWS |
| 2.44 | Weaver,J | LAA |
| 2.61 | Parker,J | OAK |
| 2.69 | Sabathia,C | NYY |
| 2.72 | Kuroda,H | NYY |
| 2.74 | Milone,T | OAK |
| 2.74 | Vargas,J | SEA |
| 2.78 | Hernandez,F | SEA |

ROAD EARNED RUN AVERAGE

| | | |
|------|-------------|-----|
| 3.10 | Harrison,M | TEX |
| 3.16 | Price,D | TB |
| 3.20 | Lester,J | BOS |
| 3.21 | Weaver,J | LAA |
| 3.43 | Hernandez,F | SEA |
| 3.57 | Verlander,J | DET |
| 3.61 | Peavy,J | CWS |
| 3.65 | Holland,D | TEX |
| 3.77 | Sale,C | CWS |
| 3.83 | Shields,J | TB |

DAY EARNED RUN AVERAGE

| | |
|-------------|-----------------|
| 1.94 | Verlander,J |
| 1.99 | Kuroda,H |
| 2.07 | Hernandez,F |
| 2.64 | Parker,J |
| 2.79 | Sale,C |
| 2.84 | Diamond,S |
| 3.28 | Hellickson,J |
| 3.49 | Beavan,B |
| 3.51 | Haren,D |
| 3.68 | Peavy,J |

NIGHT EARNED RUN AVERAGE

| | | |
|-------------|-----------------|------------|
| 2.73 | Weaver,J | LAA |
| 2.83 | Harrison,M | TEX |
| 2.84 | Price,D | TB |
| 3.01 | Hellickson,J | TB |
| 3.02 | Shields,J | TB |
| 3.09 | Sabathia,C | NY Y |
| 3.09 | Verlander,J | DET |
| 3.14 | Milone,T | OAK |
| 3.23 | Sale,C | CWS |
| 3.26 | Peavy,J | CWS |

HITS ALLOWED

| | |
|------------|-----------------|
| 226 | Porcello,R |
| 216 | Alvarez,H |
| 216 | Lester,J |
| 215 | Chen,B |
| 212 | Masterson,J |
| 210 | Harrison,M |
| 209 | Hernandez,F |
| 208 | Shields,J |
| 207 | Milone,T |
| 205 | Kuroda,H |

LOSSES

| | |
|----|-------------|
| 17 | Jimenez,U |
| 16 | Hochevar,L |
| 15 | Masterson,J |
| 14 | Alvarez,H |
| 14 | Romero,R |
| 14 | Lester,J |
| 14 | Chen,B |
| 13 | Hughes,P |
| 13 | Haren,D |
| 13 | Santana,E |

HOME RUNS ALLOWED

| | |
|----|-----------|
| 39 | Santana,E |
| 35 | Hughes,P |
| 35 | Vargas,J |
| 33 | Chen,B |
| 32 | Holland,D |
| 32 | Hunter,T |
| 29 | Chen,W |
| 29 | Alvarez,H |
| 28 | Nova,I |
| 28 | Haren,D |

FEWEST WALKS PER 9 IP

| | | |
|------------|-----------------|------------|
| 1.6 | Diamond,S | MIN |
| 1.7 | Milone,T | OAK |
| 1.9 | Haren,D | LAA |
| 2.0 | Sabathia,C | NY Y |
| 2.0 | Peavy,J | CWS |
| 2.1 | Kuroda,H | NY Y |
| 2.1 | Weaver,J | LAA |
| 2.2 | Hughes,P | NY Y |
| 2.2 | Hernandez,F | SEA |
| 2.2 | Chen,B | KC |

WILD PITCHES

| | |
|-----------|-----------------|
| 16 | Jimenez,U |
| 14 | Masterson,J |
| 13 | Kuroda,H |
| 13 | Hernandez,F |
| 11 | Liriano,F |
| 10 | Diamond,S |
| 10 | Parker,J |
| 10 | Quintana,J |
| 10 | Garcia,F |
| 9 | 2 players tied |

HIT BATSMEN

| | |
|----|----------------|
| 14 | Floyd,G |
| 13 | Masterson,J |
| 13 | Hochevar,L |
| 12 | Buchholz,C |
| 12 | Hernandez,F |
| 11 | Shields,J |
| 11 | Mendoza,L |
| 10 | 5 players tied |

EARNED RUNS

| | |
|-----|-------------|
| 118 | Hochevar,L |
| 116 | Romero,R |
| 113 | Masterson,J |
| 110 | Lester,J |
| 108 | Chen,B |
| 106 | Jimenez,U |
| 102 | Santana,E |
| 101 | Alvarez,H |
| 96 | Buchholz,C |
| 95 | Nova,I |

STRIKEOUTS PER 9 IP

| | | |
|------|-------------|------|
| 11.1 | Scherzer,M | DET |
| 10.4 | Darvish,Y | TEX |
| 9.0 | Verlander,J | DET |
| 9.0 | Sale,C | CWS |
| 8.9 | Moore,M | TB |
| 8.9 | Sabathia,C | NY Y |
| 8.8 | Shields,J | TB |
| 8.7 | Price,D | TB |
| 8.7 | Hernandez,F | SEA |
| 8.1 | Nova,I | NY Y |

BALKS

| | | |
|----------|-------------------|------------|
| 5 | Morales,F | BOS |
| 3 | Blackley,T | OAK |
| 2 | 17 players tied | |

WALKS

| | | |
|-----|-------------|-----|
| 105 | Romero,R | TOR |
| 95 | Jimenez,U | CLE |
| 91 | Wilson,C | LAA |
| 89 | Darvish,Y | TEX |
| 88 | Masterson,J | CLE |
| 87 | Liriano,F | CWS |
| 81 | Moore,M | TB |
| 71 | Doubtront,F | BOS |
| 68 | Lester,J | BOS |
| 64 | Buchholz,C | BOS |

RUNS ALLOWED

| | | |
|-----|-------------|-----|
| 127 | Hochevar,L | KC |
| 122 | Masterson,J | CLE |
| 122 | Romero,R | TOR |
| 117 | Lester,J | BOS |
| 116 | Jimenez,U | CLE |
| 114 | Chen,B | KC |
| 110 | Alvarez,H | TOR |
| 109 | Santana,E | LAA |
| 104 | Buchholz,C | BOS |
| 103 | Shields,J | TB |

OPP. BAT. AVG. AGAINST

| | | |
|------|-------------|------|
| .214 | Weaver,J | LAA |
| .217 | Verlander,J | DET |
| .220 | Darvish,Y | TEX |
| .226 | Price,D | TB |
| .234 | Peavy,J | CWS |
| .235 | Sale,C | CWS |
| .238 | Sabathia,C | NY Y |
| .238 | Moore,M | TB |
| .239 | Wilson,C | LAA |
| .239 | Santana,E | LAA |

GAMES FINISHED

| | | |
|----|--------------|------|
| 67 | Valverde,J | DET |
| 65 | Rodney,F | TB |
| 63 | Johnson,J | BAL |
| 62 | Nathan,J | TEX |
| 55 | Aceves,A | BOS |
| 54 | Soriano,R | NY Y |
| 53 | Perez,C | CLE |
| 48 | Wilhelmsen,T | SEA |
| 47 | Janssen,C | TOR |
| 46 | Frieri,E | LAA |

AL ROOKIE BATTING LEADERS

BATTING AVERAGE

| | | |
|-------------|--------------------|------------|
| .326 | Trout,M | LAA |
| .292 | Cespedes,Y | OAK |
| .288 | Middlebroo,W | BOS |
| .260 | Montero,J | SEA |
| .258 | Berry,Q | DET |
| .241 | Donaldson,J | OAK |
| .239 | Carter,C | OAK |
| .234 | Dozier,B | MIN |

HOME RUNS

| | | |
|-----------|--------------------|------------|
| 30 | Trout,M | LAA |
| 23 | Cespedes,Y | OAK |
| 16 | Carter,C | OAK |
| 15 | Montero,J | SEA |
| 15 | Middlebroo,W | BOS |
| 9 | Donaldson,J | OAK |
| 7 | Machado,M | BAL |
| 7 | Norris,D | OAK |
| 6 | 3 players tied | |

RUNS BATTED IN

| | | |
|-----------|--------------------|------------|
| 83 | Trout,M | LAA |
| 82 | Cespedes,Y | OAK |
| 62 | Montero,J | SEA |
| 54 | Middlebroo,W | BOS |
| 39 | Carter,C | OAK |
| 34 | Norris,D | OAK |
| 33 | Dozier,B | MIN |
| 33 | Donaldson,J | OAK |
| 29 | Berry,Q | DET |
| 26 | Machado,M | BAL |

MULTI HIT GAMES

| | | |
|-----------|--------------------|------------|
| 56 | Trout,M | LAA |
| 40 | Cespedes,Y | OAK |
| 37 | Montero,J | SEA |
| 21 | Middlebroo,W | BOS |
| 17 | Machado,M | BAL |
| 17 | Dozier,B | MIN |
| 17 | Donaldson,J | OAK |
| 15 | Berry,Q | DET |
| 12 | Cooper,D | TOR |
| 11 | 2 players tied | |

RUNS

| | | |
|-----------|--------------------|------------|
| 129 | Trout,M | LAA |
| 70 | Cespedes,Y | OAK |
| 46 | Montero,J | SEA |
| 44 | Berry,Q | DET |
| 38 | Carter,C | OAK |
| 34 | Middlebroo,W | BOS |
| 34 | Donaldson,J | OAK |
| 33 | Dozier,B | MIN |
| 25 | Gose,A | TOR |
| 24 | Machado,M | BAL |

HITS

| | | |
|------------|--------------------|------------|
| 182 | Trout,M | LAA |
| 142 | Cespedes,Y | OAK |
| 134 | Montero,J | SEA |
| 77 | Middlebroo,W | BOS |
| 75 | Berry,Q | DET |
| 74 | Dozier,B | MIN |
| 66 | Donaldson,J | OAK |
| 52 | Carter,C | OAK |
| 50 | Machado,M | BAL |
| 44 | Parmelee,C | MIN |

TOTAL BASES

| | | |
|------------|--------------------|------------|
| 315 | Trout,M | LAA |
| 246 | Cespedes,Y | OAK |
| 199 | Montero,J | SEA |
| 136 | Middlebroo,W | BOS |
| 112 | Carter,C | OAK |
| 109 | Donaldson,J | OAK |
| 105 | Dozier,B | MIN |
| 103 | Berry,Q | DET |
| 85 | Machado,M | BAL |
| 73 | 2 players tied | |

GRAND SLAMS

| | | |
|---|--------------|-----|
| 1 | Middlebroo,W | BOS |
| 1 | Liddi,A | SEA |
| 1 | Flaherty,R | BAL |

DOUBLES

| | | |
|-----------|--------------------|------------|
| 27 | Trout,M | LAA |
| 25 | Cespedes,Y | OAK |
| 20 | Montero,J | SEA |
| 16 | Donaldson,J | OAK |
| 14 | Middlebroo,W | BOS |
| 12 | Carter,C | OAK |
| 11 | Dozier,B | MIN |
| 11 | Cooper,D | TOR |
| 10 | 3 players tied | |

TRIPLES

| | | |
|----------|-------------------|------------|
| 8 | Trout,M | LAA |
| 6 | Berry,Q | DET |
| 5 | Cespedes,Y | OAK |
| 3 | Machado,M | BAL |
| 3 | Gose,A | TOR |
| 2 | Martin,L | TEX |
| 2 | Mastroiann,D | MIN |
| 2 | Parmelee,C | MIN |
| 2 | Florimon,J,P | MIN |
| 2 | Gomez,M | BOS |

STOLEN BASES

| | | |
|-----------|-------------------|------------|
| 49 | Trout,M | LAA |
| 21 | Mastroiann,D | MIN |
| 21 | Berry,Q | DET |
| 16 | Cespedes,Y | OAK |
| 15 | Gose,A | TOR |
| 9 | Dozier,B | MIN |
| 6 | Avery,X | BAL |
| 6 | Thompson,R | TB |
| 5 | Norris,D | OAK |
| 4 | 2 players tied | |

HITTING STREAKS

| | | |
|-----------------|----------------|-----|
| 12 | Trout,M | LAA |
| 8-Jul - 23-Jul | | |
| 11 | Trout,M | LAA |
| 17-Jun - 29-Jun | | |
| 10 | Hechavarri,A | TOR |
| 16-Sep - 29-Sep | | |
| 9 | 5 streaks tied | |

WALKS

| | | |
|-----------|-------------------|------------|
| 67 | Trout,M | LAA |
| 43 | Cespedes,Y | OAK |
| 39 | Carter,C | OAK |
| 29 | Montero,J | SEA |
| 25 | Berry,Q | DET |
| 24 | Lobaton,J | TB |
| 21 | Norris,D | OAK |
| 18 | Mastroiann,D | MIN |
| 17 | Gose,A | TOR |
| 16 | Dozier,B | MIN |

ON BASE PERCENTAGE

| | | |
|-------------|--------------------|------------|
| .399 | Trout,M | LAA |
| .356 | Cespedes,Y | OAK |
| .350 | Carter,C | OAK |
| .330 | Berry,Q | DET |
| .325 | Middlebroo,W | BOS |
| .298 | Montero,J | SEA |
| .289 | Donaldson,J | OAK |
| .271 | Dozier,B | MIN |

SLUGGING PERCENTAGE

| | | |
|-------------|--------------------|------------|
| .564 | Trout,M | LAA |
| .514 | Carter,C | OAK |
| .509 | Middlebroo,W | BOS |
| .505 | Cespedes,Y | OAK |
| .398 | Donaldson,J | OAK |
| .386 | Montero,J | SEA |
| .354 | Berry,Q | DET |
| .332 | Dozier,B | MIN |

EXTRA BASE HITS

| | | |
|-----------|--------------------|------------|
| 65 | Trout,M | LAA |
| 53 | Cespedes,Y | OAK |
| 35 | Montero,J | SEA |
| 29 | Middlebroo,W | BOS |
| 28 | Carter,C | OAK |
| 25 | Donaldson,J | OAK |
| 18 | Machado,M | BAL |
| 18 | Dozier,B | MIN |
| 18 | Berry,Q | DET |
| 17 | Parmelee,C | MIN |

OUTFIELD ASSISTS

| | | |
|----------|-------------------|------------|
| 9 | Cespedes,Y | OAK |
| 3 | Trout,M | LAA |
| 3 | Sierra,M | TOR |
| 3 | Cowgill,C | OAK |
| 2 | Mastroiann,D | MIN |
| 2 | Gose,A | TOR |
| 2 | Berry,Q | DET |
| 1 | 8 players tied | |

AL ROOKIE PITCHING LEADERS

EARNED RUN AVERAGE

| | | |
|-------------|------------------|------------|
| 2.35 | Herrera,K | KC |
| 3.06 | Griffin,A | OAK |
| 3.16 | Iwakuma,H | SEA |
| 3.25 | Gonzalez,M | BAL |
| 3.34 | Phelps,D | NYY |
| 3.47 | Parker,J | OAK |
| 3.54 | Diamond,S | MIN |
| 3.74 | Milone,T | OAK |
| 3.76 | Quintana,J | CWS |
| 3.81 | Moore,M | TB |

WINS

| | | |
|-----------|------------------|------------|
| 16 | Darvish,Y | TEX |
| 13 | Milone,T | OAK |
| 13 | Parker,J | OAK |
| 12 | Chen,W | BAL |
| 12 | Diamond,S | MIN |
| 11 | Moore,M | TB |
| 9 | Iwakuma,H | SEA |
| 9 | Gonzalez,M | BAL |
| 8 | Jones,N | CWS |
| 7 | Griffin,A | OAK |

WINNING STREAKS

| | | |
|---|-----------------|-----|
| 8 | Jones,N | CWS |
| | 5-May - 17-Sep | |
| 6 | Ross,R | TEX |
| | 14-Apr - 10-Jun | |
| 6 | Griffin,A | OAK |
| | 13-Jul - 12-Sep | |
| 4 | 11 streaks tied | |

SAVES

| | | |
|-----------|----------------|------------|
| 29 | Reed,A | CWS |
| 14 | Cook,R | OAK |
| 4 | Santiago,H | CWS |
| 3 | Herrera,K | KC |
| 2 | Iwakuma,H | SEA |
| 2 | Luetge,L | SEA |
| 1 | 7 players tied | |

GAMES STARTED

| | | |
|-----------|-----------------|------------|
| 32 | Chen,W | BAL |
| 31 | Milone,T | OAK |
| 31 | Moore,M | OAK |
| 29 | Darvish,Y | TEX |
| 29 | Parker,J | OAK |
| 27 | Diamond,S | MIN |
| 22 | Quintana,J | CWS |
| 22 | McAllister,Z | CLE |
| 18 | Smyly,D | DET |
| 16 | 4 players tied | |

COMPLETE GAMES

| | | |
|----------|-----------------|------------|
| 1 | Milone,T | OAK |
| 1 | Diamond,S | MIN |
| 1 | Hendriks,L | MIN |

GAMES

| | | |
|-----------|--------------------|------------|
| 76 | Herrera,K | KC |
| 71 | Cook,R | OAK |
| 65 | Jones,N | CWS |
| 63 | Luetge,L | SEA |
| 62 | Reed,A | CWS |
| 61 | Delabar,S | TOR |
| 59 | Eppley,C | NYY |
| 58 | Ross,R | TEX |
| 44 | Doolittle,S | OAK |
| 42 | Santiago,H | CWS |

INNINGS PITCHED

| | | |
|--------------|-----------------|------------|
| 192.2 | Chen,W | BAL |
| 191.1 | Darvish,Y | TEX |
| 190.0 | Milone,T | OAK |
| 181.1 | Parker,J | OAK |
| 177.1 | Moore,M | TB |
| 173.0 | Diamond,S | MIN |
| 136.1 | Quintana,J | CWS |
| 125.1 | Iwakuma,H | SEA |
| 125.1 | McAllister,Z | CLE |
| 105.1 | Gonzalez,M | BAL |

STRIKEOUTS

| | | |
|------------|-----------------|------------|
| 221 | Darvish,Y | TEX |
| 175 | Moore,M | TB |
| 154 | Chen,W | BAL |
| 140 | Parker,J | OAK |
| 137 | Milone,T | OAK |
| 110 | McAllister,Z | CLE |
| 101 | Iwakuma,H | SEA |
| 96 | Phelps,D | NYY |
| 94 | Smyly,D | DET |
| 92 | Delabar,S | TOR |

WINNING PERCENTAGE

| | | |
|-------------|-----------------|--------------------|
| .640 | Darvish,Y | TEX (16-09) |
| .619 | Parker,J | OAK (13-08) |
| .571 | Diamond,S | MIN (12-09) |
| .565 | Milone,T | OAK (13-10) |
| .522 | Chen,W | BAL (12-11) |
| .500 | Moore,M | TB (11-11) |
| .400 | Smith,W | KC (06-09) |

SHUTOUTS

| | | |
|---|-----------|-----|
| 1 | Diamond,S | MIN |
|---|-----------|-----|

OPP. BATTING AVG. AGAINST

| | | |
|-------------|-------------------|------------|
| .220 | Darvish,Y | TEX |
| .223 | Phelps,D | NYY |
| .235 | Gonzalez,M | BAL |
| .236 | Griffin,A | OAK |
| .238 | Blackley,T | OAK |
| .238 | Moore,M | TB |
| .247 | Smyly,D | DET |
| .248 | Parker,J | OAK |
| .248 | Iwakuma,H | SEA |
| .250 | Herrera,K | KC |

NL TEAM LEADERS

CLUB BATTING

| CLUB | AVG | G | AB | R | H | TB | 2B | 3B | HR | RBI | SH | SF | HP | BB | IBB | SO | SB | CS | GI | | | | | | | |
|---------------|-------------|------------|--------------|--------------|-------------|-------------|-------------|-------------|-------------|------------|------------|-------------|------------|-------------|-------------|------------|-------------|--------------|--------------|------------|--------------|------------|-------------|--------------|------------|-------------|
| | | | | | | | | | | | | | | | | | | | DP | SLG | OBP | | | | | |
| Colorado | .274 | 162 | 5577 | 758 | 1526 | 2434 | 306 | 52 | 166 | 716 | 74 | 39 | 36 | 450 | 34 | 1213 | 100 | 40 | 132 | 436 | .330 | | | | | |
| St. Louis | .271 | 162 | 5622 | 765 | 1526 | 2367 | 290 | 37 | 159 | 732 | 69 | 49 | 53 | 533 | 45 | 1192 | 91 | 37 | 135 | 421 | .338 | | | | | |
| San Francisco | .269 | 162 | 5558 | 718 | 1495 | 2205 | 287 | 57 | 103 | 675 | 69 | 61 | 29 | 483 | 44 | 1097 | 118 | 39 | 114 | 397 | .327 | | | | | |
| Washington | .261 | 162 | 5615 | 731 | 1468 | 2401 | 301 | 25 | 194 | 688 | 50 | 36 | 41 | 479 | 43 | 1325 | 105 | 35 | 110 | 428 | .322 | | | | | |
| Milwaukee | .259 | 162 | 5557 | 776 | 1442 | 2426 | 300 | 39 | 202 | 741 | 76 | 35 | 90 | 466 | 35 | 1240 | 158 | 39 | 111 | 437 | .325 | | | | | |
| Arizona | .259 | 162 | 5462 | 734 | 1416 | 2284 | 307 | 33 | 165 | 710 | 61 | 45 | 41 | 539 | 47 | 1266 | 93 | 51 | 108 | 418 | .328 | | | | | |
| Philadelphia | .255 | 162 | 5544 | 684 | 1414 | 2215 | 271 | 28 | 158 | 659 | 72 | 39 | 63 | 454 | 41 | 1094 | 116 | 23 | 114 | 400 | .317 | | | | | |
| Los Angeles | .252 | 162 | 5438 | 637 | 1369 | 2032 | 269 | 23 | 116 | 607 | 82 | 38 | 52 | 481 | 49 | 1156 | 104 | 44 | 139 | 374 | .317 | | | | | |
| Cincinnati | .251 | 162 | 5477 | 669 | 1377 | 2249 | 296 | 30 | 172 | 636 | 73 | 37 | 47 | 481 | 54 | 1266 | 87 | 27 | 100 | 411 | .315 | | | | | |
| New York | .249 | 162 | 5450 | 650 | 1357 | 2102 | 286 | 21 | 139 | 625 | 64 | 30 | 42 | 503 | 43 | 1250 | 79 | 38 | 118 | 386 | .316 | | | | | |
| Atlanta | .247 | 162 | 5425 | 700 | 1341 | 2111 | 263 | 30 | 149 | 660 | 53 | 46 | 34 | 567 | 37 | 1289 | 101 | 32 | 108 | 389 | .320 | | | | | |
| San Diego | .247 | 162 | 5422 | 651 | 1339 | 2060 | 272 | 43 | 121 | 610 | 63 | 34 | 54 | 539 | 36 | 1238 | 155 | 46 | 100 | 380 | .319 | | | | | |
| Miami | .244 | 162 | 5437 | 609 | 1327 | 2077 | 261 | 39 | 137 | 576 | 60 | 40 | 35 | 484 | 46 | 1228 | 149 | 41 | 114 | 382 | .308 | | | | | |
| Pittsburgh | .243 | 162 | 5412 | 651 | 1313 | 2138 | 241 | 37 | 170 | 620 | 62 | 45 | 51 | 444 | 32 | 1354 | 73 | 52 | 98 | 395 | .304 | | | | | |
| Chicago | .240 | 162 | 5411 | 613 | 1297 | 2045 | 265 | 36 | 137 | 570 | 42 | 24 | 43 | 447 | 29 | 1235 | 94 | 45 | 125 | 378 | .302 | | | | | |
| Houston | .236 | 162 | 5407 | 583 | 1276 | 2008 | 238 | 28 | 146 | 545 | 54 | 30 | 58 | 463 | 19 | 1365 | 105 | 46 | 114 | 371 | .302 | | | | | |
| Totals | .254 | 162 | 87814 | 22283 | 4453 | 2434 | 1024 | 2434 | 1024 | 628 | 769 | 7813 | 634 | 1728 | 1840 | 318 | 1296 | 10929 | 35154 | 558 | 10370 | 628 | 7813 | 19808 | 635 | .400 |

CLUB PITCHING

| CLUB | W | L | ERA | G | CG | SHO | SV | IP | H | R | ER | HR | HB | BB | IBB | SO | WP | BK | AVG |
|---------------|-------------|-------------|-------------|-------------|-----------|------------|------------|----------------|--------------|--------------|--------------|-------------|------------|-------------|------------|--------------|------------|-----------|------------|
| Washington | 98 | 64 | 3.33 | 162 | 3 | 9 | 51 | 1468.1 | 1296 | 594 | 543 | 129 | 47 | 497 | 32 | 1325 | 62 | 4 | 237 |
| Los Angeles | 86 | 76 | 3.34 | 162 | 2 | 10 | 40 | 1449.2 | 1277 | 597 | 538 | 122 | 45 | 539 | 62 | 1276 | 46 | 2 | 238 |
| Cincinnati | 97 | 65 | 3.34 | 162 | 9 | 12 | 56 | 1453 | 1356 | 588 | 540 | 152 | 51 | 427 | 33 | 1248 | 34 | 7 | 247 |
| Atlanta | 94 | 68 | 3.42 | 162 | 5 | 16 | 47 | 1445.1 | 1310 | 600 | 549 | 145 | 41 | 464 | 40 | 1232 | 54 | 3 | 243 |
| San Francisco | 94 | 68 | 3.68 | 162 | 5 | 14 | 53 | 1451 | 1361 | 649 | 593 | 142 | 51 | 489 | 42 | 1237 | 54 | 4 | 248 |
| St. Louis | 88 | 74 | 3.71 | 162 | 4 | 10 | 42 | 1462.2 | 1420 | 648 | 603 | 134 | 50 | 436 | 28 | 1218 | 46 | 4 | 255 |
| Philadelphia | 81 | 81 | 3.83 | 162 | 5 | 11 | 42 | 1451.1 | 1387 | 680 | 618 | 178 | 44 | 409 | 33 | 1385 | 30 | 3 | 251 |
| Pittsburgh | 79 | 83 | 3.86 | 162 | 2 | 10 | 45 | 1433.1 | 1357 | 674 | 615 | 153 | 45 | 490 | 30 | 1192 | 45 | 3 | 249 |
| Arizona | 81 | 81 | 3.93 | 162 | 4 | 9 | 39 | 1433.2 | 1432 | 688 | 626 | 155 | 51 | 417 | 18 | 1200 | 52 | 10 | 261 |
| San Diego | 76 | 86 | 4.01 | 162 | 4 | 11 | 43 | 1434.2 | 1356 | 710 | 640 | 162 | 48 | 539 | 48 | 1205 | 49 | 8 | 248 |
| New York | 74 | 88 | 4.09 | 162 | 7 | 13 | 36 | 1434 | 1368 | 709 | 651 | 161 | 40 | 488 | 29 | 1240 | 40 | 3 | 251 |
| Miami | 69 | 93 | 4.09 | 162 | 5 | 7 | 38 | 1440.2 | 1448 | 724 | 655 | 133 | 55 | 495 | 61 | 1113 | 36 | 4 | 263 |
| Milwaukee | 83 | 79 | 4.22 | 162 | 0 | 9 | 44 | 1453.2 | 1458 | 733 | 682 | 169 | 31 | 525 | 20 | 1402 | 57 | 5 | 261 |
| Chicago | 61 | 101 | 4.51 | 162 | 1 | 9 | 28 | 1413.2 | 1399 | 759 | 708 | 175 | 65 | 573 | 36 | 1128 | 44 | 5 | 259 |
| Houston | 55 | 107 | 4.56 | 162 | 3 | 11 | 31 | 1423.1 | 1493 | 794 | 721 | 173 | 48 | 540 | 40 | 1170 | 75 | 6 | 270 |
| Colorado | 64 | 98 | 5.22 | 162 | 0 | 7 | 36 | 1422 | 1637 | 890 | 824 | 198 | 47 | 566 | 61 | 1144 | 94 | 6 | 290 |
| Totals | 1280 | 1312 | 3.94 | 1296 | 59 | 168 | 671 | 23070.1 | 22355 | 11037 | 10106 | 2481 | 759 | 7894 | 613 | 19715 | 818 | 77 | 254 |

CLUB FIELDING

| CLUB | PCT | G | PO | A | E | TC | DP | TP | PB |
|---------------|--------------|-------------|--------------|--------------|-------------|--------------|-------------|----------|------------|
| Atlanta | .986 | 162 | 4336 | 1654 | 86 | 6076 | 147 | 0 | 10 |
| Cincinnati | .985 | 162 | 4359 | 1602 | 89 | 6050 | 113 | 0 | 7 |
| Arizona | .985 | 162 | 4301 | 1676 | 90 | 6067 | 146 | 0 | 9 |
| Washington | .985 | 162 | 4405 | 1632 | 94 | 6131 | 134 | 0 | 15 |
| Los Angeles | .984 | 162 | 4349 | 1669 | 98 | 6116 | 138 | 1 | 11 |
| Milwaukee | .983 | 162 | 4361 | 1532 | 99 | 5992 | 133 | 0 | 5 |
| Philadelphia | .983 | 162 | 4354 | 1560 | 101 | 6015 | 118 | 0 | 9 |
| Miami | .983 | 162 | 4322 | 1649 | 103 | 6074 | 154 | 0 | 14 |
| New York | .983 | 162 | 4302 | 1502 | 101 | 5905 | 135 | 0 | 32 |
| St. Louis | .983 | 162 | 4388 | 1754 | 107 | 6249 | 149 | 0 | 9 |
| Chicago | .982 | 162 | 4241 | 1583 | 105 | 5929 | 148 | 0 | 9 |
| Pittsburgh | .982 | 162 | 4300 | 1656 | 112 | 6068 | 126 | 0 | 9 |
| San Francisco | .981 | 162 | 4353 | 1639 | 115 | 6107 | 134 | 0 | 5 |
| Houston | .981 | 162 | 4270 | 1729 | 118 | 6117 | 132 | 0 | 13 |
| San Diego | .980 | 162 | 4304 | 1655 | 121 | 6080 | 97 | 0 | 18 |
| Colorado | .980 | 162 | 4266 | 1718 | 122 | 6106 | 139 | 0 | 22 |
| Totals | 0.983 | 1296 | 69211 | 26210 | 1661 | 97082 | 2143 | 1 | 197 |

CLUB MISCELLANEOUS

NOTE: "V.LHS/RHS" IS THE CLUB RECORD IN GAMES STARTED BY LEFT OR RIGHT HANDED PITCHERS, NOT NECESSARILY VERSUS THAT INDIVIDUAL PITCHER.

| CLUB | VS LHS | VS RHS | GRASS | ARTIF | DAY | NIGHT | 1-RUN | X-INN | W | L | S | DOUBLEHEADERS | | ATTENDANCE | |
|---------------|--------|--------|--------|-------|-------|-------|-------|-------|---|---|-----------|---------------|-----------|------------|--|
| | | | | | | | | | | | | HOME | ROAD | | |
| Arizona | 32-31 | 49-50 | 81-81 | 0-0 | 24-24 | 57-57 | 15-27 | 3-4 | 0 | 0 | 0 | 2,177,617 | 2,615,678 | | |
| Atlanta | 30-31 | 64-37 | 92-67 | 2-1 | 28-18 | 66-50 | 25-13 | 7-4 | 0 | 0 | 0 | 2,420,171 | 2,586,832 | | |
| Chicago | 18-26 | 43-75 | 61-101 | 0-0 | 35-46 | 26-55 | 15-27 | 4-6 | 0 | 0 | 0 | 2,882,756 | 2,631,341 | | |
| Cincinnati | 32-18 | 65-47 | 97-65 | 0-0 | 39-17 | 58-48 | 31-21 | 7-7 | 0 | 0 | 0 | 2,347,251 | 2,493,514 | | |
| Colorado | 15-35 | 49-63 | 64-98 | 0-0 | 16-37 | 48-61 | 18-23 | 5-2 | 0 | 1 | 2,630,458 | 2,584,080 | | | |
| Houston | 15-27 | 40-80 | 55-107 | 0-0 | 15-32 | 40-75 | 17-27 | 1-11 | 0 | 0 | 0 | 1,607,733 | 2,520,644 | | |
| Los Angeles | 36-26 | 50-50 | 86-76 | 0-0 | 28-19 | 58-57 | 29-27 | 8-7 | 0 | 0 | 1 | 3,324,246 | 2,611,207 | | |
| Miami | 24-29 | 45-64 | 68-91 | 1-2 | 22-32 | 47-61 | 26-26 | 12-5 | 0 | 0 | 1 | 2,219,444 | 2,478,929 | | |
| Milwaukee | 26-21 | 57-58 | 83-79 | 0-0 | 25-35 | 58-44 | 24-32 | 7-11 | 0 | 0 | 0 | 2,831,385 | 2,476,986 | | |
| New York | 21-38 | 53-50 | 70-86 | 4-2 | 33-26 | 41-62 | 20-22 | 3-7 | 0 | 1 | 0 | 2,242,803 | 2,731,369 | | |
| Philadelphia | 23-30 | 58-51 | 81-78 | 0-3 | 23-28 | 58-53 | 25-27 | 7-10 | 0 | 0 | 0 | 3,565,718 | 2,571,744 | | |
| Pittsburgh | 22-19 | 57-64 | 79-83 | 0-0 | 29-26 | 50-57 | 28-29 | 4-2 | 0 | 0 | 1 | 2,091,918 | 2,535,930 | | |
| San Diego | 24-31 | 52-55 | 76-86 | 0-0 | 26-26 | 50-60 | 26-21 | 4-6 | 0 | 0 | 0 | 2,123,721 | 2,545,222 | | |
| San Francisco | 40-19 | 54-49 | 94-68 | 0-0 | 32-32 | 62-36 | 30-20 | 8-5 | 1 | 0 | 0 | 3,377,371 | 2,631,177 | | |
| St. Louis | 31-17 | 57-57 | 88-74 | 0-0 | 33-24 | 55-50 | 21-26 | 6-12 | 0 | 0 | 0 | 3,262,109 | 2,546,394 | | |
| Washington | 29-19 | 69-45 | 95-64 | 3-0 | 30-23 | 68-41 | 27-21 | 13-7 | 0 | 0 | 2 | 2,370,794 | 2,682,467 | | |

CLUB RANK BATTING

| CLUB | AVG | G | AB | R | H | TB | 2B | 3B | HR | RBI | SH | SF | HP | BB | IBB | SO | SB | CS | DP | SLG | | |
|---------------|-----|---|----|----|----|----|----|----|----|-----|----|----|----|----|-----|----|----|----|----|-----|-----|----|
| | | | | | | | | | | | | | | | | | | | | OPS | OBP | OB |
| Arizona | 6 | 1 | 8 | 4 | 6 | 5 | 1 | 9 | 6 | 4 | 11 | 4 | 11 | 2 | 3 | 11 | 12 | 15 | 4 | 5 | 3 | |
| Atlanta | 11 | 1 | 12 | 7 | 11 | 10 | 13 | 10 | 9 | 7 | 14 | 3 | 15 | 1 | 10 | 13 | 9 | 3 | 4 | 10 | 7 | |
| Chicago | 15 | 1 | 15 | 14 | 15 | 14 | 12 | 8 | 12 | 15 | 16 | 16 | 9 | 15 | 15 | 7 | 11 | 12 | 13 | 14 | 16 | |
| Cincinnati | 9 | 1 | 7 | 9 | 8 | 6 | 5 | 10 | 3 | 9 | 4 | 10 | 8 | 8 | 1 | 11 | 14 | 2 | 2 | 6 | 12 | |
| Colorado | 1 | 1 | 3 | 3 | 1 | 1 | 2 | 2 | 5 | 3 | 3 | 7 | 13 | 14 | 13 | 5 | 10 | 9 | 14 | 2 | 2 | |
| Houston | 16 | 1 | 16 | 16 | 16 | 16 | 12 | 10 | 16 | 13 | 14 | 3 | 12 | 16 | 16 | 6 | 13 | 8 | 16 | 15 | 15 | |
| Los Angeles | 8 | 1 | 10 | 13 | 9 | 15 | 11 | 15 | 15 | 13 | 1 | 9 | 6 | 8 | 2 | 3 | 8 | 11 | 16 | 15 | 10 | |
| Miami | 13 | 1 | 11 | 15 | 13 | 12 | 14 | 4 | 12 | 14 | 12 | 6 | 14 | 6 | 4 | 6 | 3 | 10 | 8 | 12 | 13 | |
| Milwaukee | 5 | 1 | 5 | 1 | 5 | 2 | 4 | 4 | 1 | 1 | 2 | 12 | 1 | 11 | 12 | 9 | 1 | 7 | 7 | 1 | 5 | |
| New York | 10 | 1 | 9 | 12 | 10 | 11 | 8 | 16 | 11 | 10 | 8 | 14 | 10 | 5 | 7 | 10 | 15 | 6 | 12 | 11 | 11 | |
| Philadelphia | 7 | 1 | 6 | 8 | 7 | 7 | 10 | 12 | 8 | 8 | 5 | 7 | 2 | 13 | 9 | 1 | 5 | 1 | 8 | 7 | 9 | |
| Pittsburgh | 14 | 1 | 14 | 10 | 14 | 9 | 15 | 6 | 4 | 11 | 10 | 4 | 7 | 16 | 14 | 15 | 16 | 16 | 1 | 9 | 14 | |
| San Diego | 12 | 1 | 13 | 10 | 12 | 13 | 9 | 3 | 14 | 12 | 9 | 13 | 4 | 2 | 11 | 8 | 2 | 13 | 2 | 13 | 8 | |
| San Francisco | 3 | 1 | 4 | 6 | 3 | 8 | 7 | 1 | 16 | 6 | 6 | 1 | 16 | 7 | 6 | 2 | 4 | 7 | 8 | 8 | 4 | |
| St. Louis | 2 | 1 | 1 | 2 | 1 | 4 | 6 | 6 | 7 | 2 | 6 | 2 | 5 | 4 | 5 | 4 | 13 | 5 | 15 | 4 | 1 | |
| Washington | 4 | 1 | 2 | 5 | 4 | 3 | 3 | 14 | 2 | 5 | 15 | 11 | 11 | 10 | 7 | 14 | 6 | 4 | 6 | 3 | 6 | |

CLUB RANK PITCHING

| CLUB | W | L | ERA | G | CG | SHO | SV | IP | H | TBF | R | ER | HR | SH | SF | HB | BB | IBB | SO | WP | BK |
|---------------|----|----|-----|---|----|-----|----|----|----|-----|----|----|----|----|----|----|----|-----|----|----|----|
| | | | | | | | | | | | | | | | | | | | | | |
| Atlanta | 3 | 13 | 4 | 1 | 3 | 1 | 4 | 8 | 3 | 1 | 4 | 4 | 6 | 5 | 1 | 3 | 5 | 10 | 8 | 11 | 2 |
| Chicago | 15 | 2 | 14 | 1 | 14 | 11 | 16 | 16 | 10 | 14 | 14 | 14 | 2 | 12 | 16 | 16 | 9 | 15 | 5 | 10 | 14 |
| Cincinnati | 2 | 15 | 3 | 1 | 1 | 4 | 1 | 4 | 4 | 2 | 1 | 2 | 7 | 1 | 10 | 12 | 3 | 7 | 5 | 2 | 14 |
| Colorado | 14 | 3 | 16 | 1 | 15 | 15 | 13 | 15 | 16 | 16 | 16 | 16 | 16 | 14 | 7 | 15 | 14 | 14 | 16 | 12 | 12 |
| Houston | 16 | 1 | 15 | 1 | 10 | 5 | 15 | 14 | 15 | 14 | 15 | 15 | 13 | 12 | 10 | 9 | 14 | 10 | 13 | 15 | 12 |
| Los Angeles | 6 | 11 | 2 | 1 | 12 | 8 | 10 | 7 | 1 | 4 | 3 | 1 | 1 | 14 | 7 | 5 | 12 | 16 | 4 | 7 | 1 |
| Miami | 13 | 4 | 12 | 1 | 3 | 15 | 12 | 9 | 13 | 13 | 12 | 12 | 3 | 15 | 16 | 15 | 9 | 14 | 16 | 3 | 6 |
| Milwaukee | 7 | 10 | 13 | 1 | 15 | 11 | 6 | 3 | 14 | 15 | 13 | 13 | 12 | 4 | 3 | 1 | 11 | 2 | 1 | 13 | 10 |
| New York | 12 | 5 | 11 | 1 | 2 | 3 | 13 | 11 | 8 | 6 | 10 | 11 | 10 | 7 | 13 | 2 | 6 | 4 | 6 | 4 | 2 |
| Philadelphia | 8 | 8 | 7 | 1 | 3 | 5 | 8 | 5 | 9 | 5 | 8 | 8 | 15 | 3 | 2 | 4 | 1 | 7 | 2 | 1 | 2 |
| Pittsburgh | 10 | 7 | 8 | 1 | 12 | 8 | 5 | 13 | 6 | 7 | 7 | 7 | 8 | 10 | 9 | 5 | 8 | 5 | 12 | 6 | 2 |
| San Diego | 11 | 6 | 10 | 1 | 7 | 5 | 7 | 10 | 4 | 11 | 11 | 10 | 11 | 5 | 7 | 9 | 12 | 13 | 10 | 9 | 15 |
| San Francisco | 3 | 13 | 5 | 1 | 3 | 2 | 2 | 6 | 7 | 9 | 6 | 5 | 8 | 5 | 12 | 7 | 12 | 7 | 11 | 6 | 6 |
| St. Louis | 5 | 12 | 6 | 1 | 7 | 8 | 8 | 2 | 11 | 12 | 5 | 6 | 4 | 8 | 4 | 11 | 4 | 3 | 9 | 7 | 6 |
| Washington | 1 | 16 | 1 | 1 | 10 | 11 | 3 | 1 | 2 | 8 | 2 | 3 | 2 | 12 | 15 | 7 | 10 | 6 | 3 | 14 | 6 |

REVIEW

NL BATTING LEADERS

| BATTING AVERAGE | | HOME RUNS | | RUNS BATTED IN | | MULTI HIT GAMES | |
|-----------------|-----------------|-----------|-----------------|----------------|----------------|-----------------|-----------------|
| .336 | Posey,B SF | 41 | Braun,R MIL | 115 | Headley,C SD | 60 | Prado,M ATL |
| .327 | McCutchen,A PIT | 37 | Stanton,G MIA | 112 | Braun,R MIL | 56 | Braun,R MIL |
| .319 | Braun,R MIL | 34 | Bruce,J CIN | 108 | Soriano,A CHI | 56 | Scutaro,M SF |
| .315 | Molina,Y STL | 33 | LaRoche,A WSH | 105 | Ramirez,A MIL | 55 | Holliday,M STL |
| .309 | Pacheco,J COL | 32 | Davis,I NY | 104 | Pence,H SF | 53 | McCutchen,A PIT |
| .307 | Craig,A STL | 32 | Soriano,A CHI | 103 | Posey,B SF | 52 | Posey,B SF |
| .306 | Scutaro,M SF | 32 | Beltran,C STL | 102 | Holliday,M STL | 52 | Cabrera,M SF |
| .306 | Wright,D NY | 31 | McCutchen,A PIT | 100 | LaRoche,A WSH | 52 | Phillips,B CIN |
| .305 | Jay,J STL | 31 | Headley,C SD | 99 | Bruce,J CIN | 51 | 3 players tied |
| .303 | Gonzalez,C COL | 30 | 3 players tied | 97 | Beltran,C STL | | |

| RUNS | | HITS | | TOTAL BASES | | GRAND SLAMS | |
|------|-----------------|------|-----------------|-------------|-----------------|-------------|-----------------|
| 108 | Braun,R MIL | 194 | McCutchen,A PIT | 356 | Braun,R MIL | 2 | Lucroy,J MIL |
| 107 | Upton,J ARI | 191 | Braun,R MIL | 328 | McCutchen,A PIT | 2 | Stanton,G MIA |
| 107 | McCutchen,A PIT | 190 | Scutaro,M SF | 318 | Hill,A ARI | 2 | Johnson,C ARI |
| 102 | Rollins,J PHI | 186 | Prado,M ATL | 308 | Ramirez,A MIL | 2 | Headley,C SD |
| 98 | Harper,B WSH | 184 | Hill,A ARI | 301 | Headley,C SD | 2 | McCann,B ATL |
| 96 | Bourn,M ATL | 184 | Reyes,J MIA | 298 | Holliday,M STL | 2 | Howard,R PHI |
| 95 | Headley,C SD | 183 | Castro,S CHI | 291 | Posey,B SF | 2 | Morse,M WSH |
| 95 | Pagan,A SF | 178 | Posey,B SF | 291 | LaRoche,A WSH | 2 | Cuddyer,M COL |
| 95 | Holliday,M STL | 178 | Wright,D NY | 288 | Bruce,J CIN | 2 | Helton,T COL |
| 93 | 3 players tied | 177 | Holliday,M STL | 286 | Wright,D NY | 1 | 39 players tied |

| DOUBLES | | TRIPLES | | STOLEN BASES | | HITTING STREAKS | |
|---------|------------------|---------|---------------|--------------|----------------|-----------------|----------------|
| 50 | Ramirez,A MIL | 15 | Pagan,A SF | 44 | Cabrera,E SD | 26 | Reyes,J MIA |
| 44 | Hill,A ARI | 12 | Castro,S CHI | 42 | Bourn,M ATL | | 13-Jul - 8-Aug |
| 44 | Votto,J CIN | 12 | Reyes,J MIA | 40 | Reyes,J MIA | 20 | Sandoval,P SF |
| 43 | Goldschmid,P ARI | 11 | Fowler,D COL | 39 | Victorino,S LA | | 6-Apr - 27-Apr |
| 42 | Prado,M ATL | 10 | Colvin,T COL | 37 | Gomez,C MIL | 20 | Pagan,A SF |
| 41 | Wright,D NY | 10 | Bourn,M ATL | 37 | Pierre,J PHI | | 14-Apr - 6-May |
| 40 | Murphy,D NY | 10 | Cabrera,M SF | 33 | Altuve,J HOU | 20 | Scutaro,M SF |
| 39 | Alonso,Y SD | 9 | Harper,B WSH | 32 | Gordon,D LA | | 10-Sep - 3-Oct |
| 39 | Posey,B SF | 8 | Venable,W SD | 30 | 6 players tied | 18 | Braun,R MIL |
| 38 | Pagan,A SF | 8 | DeJesus,D CHI | | | | 5-Jun - 24-Jun |

| WALKS | | ON BASE PERCENTAGE | | SLUGGING PERCENTAGE | | EXTRA BASE HITS | |
|-------|-----------------|--------------------|-----------------|---------------------|-----------------|-----------------|-----------------|
| 94 | Votto,J CIN | .408 | Posey,B SF | .595 | Braun,R MIL | 80 | Braun,R MIL |
| 94 | Ugglia,D ATL | .400 | McCutchen,A PIT | .553 | McCutchen,A PIT | 80 | Ramirez,A MIL |
| 86 | Headley,C SD | .391 | Braun,R MIL | .549 | Posey,B SF | 76 | Hill,A ARI |
| 81 | Wright,D NY | .391 | Wright,D NY | .540 | Ramirez,A MIL | 74 | Bruce,J CIN |
| 75 | Holliday,M STL | .391 | Montero,M ARI | .522 | Craig,A STL | 69 | LaRoche,A WSH |
| 74 | Weeks Jr, R MIL | .389 | Fowler,D COL | .522 | Hill,A ARI | 69 | Hart,C MIL |
| 73 | Montero,M ARI | .379 | Holliday,M STL | .516 | Jones,G PIT | 68 | Stanton,G MIA |
| 70 | McCutchen,A PIT | .376 | Headley,C SD | .514 | Bruce,J CIN | 67 | Soriano,A CHI |
| 70 | Bourn,M ATL | .373 | Jay,J STL | .511 | Desmond,I WSH | 66 | McCutchen,A PIT |
| 69 | Posey,B SF | .373 | Molina,Y STL | .510 | Gonzalez,C COL | 65 | Holliday,M STL |

| OUTFIELD ASSISTS | | HOME BATTING AVG | | ROAD BATTING AVG. | | RISP BATTING AVG | |
|------------------|----------------|------------------|-----------------|-------------------|------------------|------------------|-----------------|
| 14 | Kubel,J ARI | .384 | Jay,J STL | .330 | Posey,B SF | .400 | Craig,A STL |
| 12 | Soriano,A CHI | .368 | Gonzalez,C COL | .326 | McCutchen,A PIT | .345 | Montero,M ARI |
| 11 | Pence,H SF | .345 | Pacheco,J COL | .325 | Braun,R MIL | .340 | Posey,B SF |
| 11 | Heyward,J ATL | .343 | Posey,B SF | .318 | Wright,D NY | .336 | Johnson,C ARI |
| 10 | Beltran,C STL | .332 | Fowler,D COL | .315 | Goldschmid,P ARI | .331 | Pacheco,J COL |
| 9 | Victorino,S LA | .331 | Ethier,A LA | .305 | Walker,N PIT | .326 | McCutchen,A PIT |
| 9 | Prado,M ATL | .331 | Molina,Y STL | .303 | Jones,G PIT | .321 | Molina,Y STL |
| 9 | Martinez,J HOU | .329 | McCutchen,A PIT | .300 | Headley,C SD | .317 | Wright,D NY |
| 9 | Gomez,C MIL | .324 | Scutaro,M SF | .300 | Molina,Y STL | .313 | Ethier,A LA |
| 8 | 6 players tied | .324 | Craig,A STL | .297 | Freese,D STL | .313 | Lee,C MIA |

DAY BATTING AVG

| | | |
|------|-----------|-----|
| .345 | Craig,A | STL |
| .340 | Posey,B | SF |
| .338 | Murphy,D | NY |
| .333 | Desmond,I | WSH |
| .321 | Jay,J | STL |
| .321 | Braun,R | MIL |
| .321 | Fowler,D | COL |
| .319 | Headley,C | SD |
| .313 | Altuve,J | HOU |
| .312 | Wright,D | NY |

NIGHT BATTING AVG

| | | |
|------|-------------|-----|
| .347 | McCutchen,A | PIT |
| .341 | Molina,Y | STL |
| .333 | Posey,B | SF |
| .328 | Scutaro,M | SF |
| .318 | Braun,R | MIL |
| .318 | Pacheco,J | COL |
| .318 | Ramirez,A | MIL |
| .317 | Gonzalez,C | COL |
| .313 | Pagan,A | SF |
| .312 | Hill,A | ARI |

VS RIGHTY AVG

| | | |
|------|-------------|-----|
| .325 | Ethier,A | LA |
| .325 | Gonzalez,C | COL |
| .316 | Hill,A | ARI |
| .314 | Jay,J | STL |
| .309 | Scutaro,M | SF |
| .309 | McCutchen,A | PIT |
| .307 | Molina,Y | STL |
| .305 | Braun,R | MIL |
| .300 | Wright,D | NY |
| .300 | Heyward,J | ATL |

VS LEFTY AVG.

| | | |
|------|--------------|-----|
| .433 | Posey,B | SF |
| .392 | McCutchen,A | PIT |
| .363 | Braun,R | MIL |
| .359 | Altuve,J | HOU |
| .354 | Craig,A | STL |
| .351 | Pacheco,J | COL |
| .343 | Goldschmid,P | ARI |
| .342 | Molina,Y | STL |
| .338 | Ramirez,A | MIL |
| .323 | Victorino,S | LA |

CAUGHT STEALING

| | | |
|----|----------------|-----|
| 13 | Castro,S | CHI |
| 13 | Bourn,M | ATL |
| 12 | McCutchen,A | PIT |
| 12 | Tabata,J | PIT |
| 11 | Altuve,J | HOU |
| 11 | Reyes,J | MIA |
| 10 | Gordon,D | LA |
| 10 | Wright,D | NY |
| 10 | Bloomquist,W | ARI |
| 9 | 2 players tied | |

SACRIFICE BUNTS

| | | |
|----|----------------|-----|
| 17 | Cueto,J | CIN |
| 17 | Pierre,J | PHI |
| 14 | Kershaw,C | LA |
| 13 | Capuano,C | LA |
| 12 | Lohse,K | STL |
| 10 | 9 players tied | |

SACRIFICE FLIES

| | | |
|---|----------------|-----|
| 9 | Goldschmid,P | ARI |
| 9 | Freeman,F | ATL |
| 9 | Posey,B | SF |
| 9 | Prado,M | ATL |
| 9 | LaRoche,A | WSH |
| 9 | Scutaro,M | SF |
| 8 | Walker,N | PIT |
| 7 | 7 players tied | |

STRIKEOUTS

| | | |
|-----|-------------|-----|
| 189 | Espinosa,D | WSH |
| 180 | Alvarez,P | PIT |
| 169 | Weeks Jr, R | MIL |
| 168 | Ugla,D | ATL |
| 166 | Stubbs,D | CIN |
| 157 | Headley,C | SD |
| 155 | Bruce,J | CIN |
| 155 | Bourn,M | ATL |
| 153 | Soriano,A | CHI |
| 152 | Heyward,J | ATL |

GROUNDING INTO DP

| | | |
|----|----------------|-----|
| 20 | Zimmerman,R | WSH |
| 19 | Freese,D | STL |
| 19 | Posey,B | SF |
| 19 | Prado,M | ATL |
| 19 | Phillips,B | CIN |
| 18 | Martinez,J | HOU |
| 18 | Johnson,C | ARI |
| 18 | Soriano,A | CHI |
| 17 | 4 players tied | |

INTENTIONAL WALKS

| | | |
|----|----------------|-----|
| 18 | Votto,J | CIN |
| 16 | Wright,D | NY |
| 15 | Braun,R | MIL |
| 15 | Beltran,C | STL |
| 13 | McCutchen,A | PIT |
| 13 | Hanigan,R | CIN |
| 11 | Bruce,J | CIN |
| 11 | Ellis,A | LA |
| 11 | Gonzalez,C | COL |
| 9 | 3 players tied | |

HIT BY PITCH

| | | |
|----|----------------|-----|
| 17 | Quentin,C | SD |
| 16 | Ruiz,C | PHI |
| 15 | Jay,J | STL |
| 13 | Aoki,N | MIL |
| 13 | Espinosa,D | WSH |
| 13 | Weeks Jr, R | MIL |
| 12 | Montero,M | ARI |
| 12 | Utley,C | PHI |
| 12 | Ramirez,A | MIL |
| 11 | 2 players tied | |

AT BATS

| | | |
|-----|----------------|-----|
| 646 | Castro,S | CHI |
| 642 | Reyes,J | MIA |
| 632 | Rollins,J | PHI |
| 624 | Bourn,M | ATL |
| 620 | Scutaro,M | SF |
| 617 | Pence,H | SF |
| 617 | Prado,M | ATL |
| 609 | Hill,A | ARI |
| 605 | Pagan,A | SF |
| 604 | 2 players tied | |

HARDEST TO FAN (PLATE APP. PER SO)

| | | |
|------|-------------|-----|
| 13.9 | Scutaro,M | SF |
| 12.8 | Reyes,J | MIA |
| 12.6 | Lee,C | MIA |
| 10.7 | Aoki,N | MIL |
| 10.2 | Molina,Y | STL |
| 10.1 | Barney,D | CHI |
| 10.0 | Prado,M | ATL |
| 9.3 | Furcal,R | STL |
| 8.5 | Altuve,J | HOU |
| 8.3 | Victorino,S | LA |

RBI RATIO (AT BATS PER RBI)

| | | |
|-----|-----------|-----|
| 5.1 | Craig,A | STL |
| 5.1 | Posey,B | SF |
| 5.2 | Soriano,A | CHI |
| 5.3 | Headley,C | SD |
| 5.3 | Braun,R | MIL |
| 5.4 | Ramirez,A | MIL |
| 5.5 | Montero,M | ARI |
| 5.5 | Jones,G | PIT |
| 5.6 | Kubel,J | ARI |
| 5.6 | Beltran,C | STL |

HOME RUN RATIO (AT BATS PER HOME RUN)

| | | |
|------|-----------|-----|
| 14.6 | Braun,R | MIL |
| 16.2 | Davis,I | NY |
| 16.5 | Bruce,J | CIN |
| 16.9 | Kubel,J | ARI |
| 17.1 | Beltran,C | STL |
| 17.3 | LaRoche,A | WSH |
| 17.5 | Alvarez,P | PIT |
| 17.5 | Soriano,A | CHI |
| 17.6 | Jones,G | PIT |
| 18.7 | Hart,C | MIL |

HARDEST TO DOUBLE UP (AT BATS PER GIDP)

| | | |
|-------|-------------|-----|
| 312.0 | Bourn,M | ATL |
| 246.5 | Stubbs,D | CIN |
| 158.3 | Jones,G | PIT |
| 146.8 | Heyward,J | ATL |
| 119.0 | Victorino,S | LA |
| 112.0 | Bruce,J | CIN |
| 100.8 | Pagan,A | SF |
| 90.8 | Fowler,D | COL |
| 86.7 | Aoki,N | MIL |
| 86.3 | Headley,C | SD |

GAMES PLAYED

| | | |
|-----|-------------|-----|
| 162 | Castro,S | CHI |
| 161 | Headley,C | SD |
| 160 | Espinosa,D | WSH |
| 160 | Pence,H | SF |
| 160 | Reyes,J | MIA |
| 158 | Heyward,J | ATL |
| 157 | McCutchen,A | PIT |
| 157 | Weeks Jr, R | MIL |
| 157 | Ramirez,H | LA |
| 157 | Holliday,M | STL |

NL PITCHING LEADERS

EARNED RUN AVERAGE

| | | |
|------|--------------|-----|
| 2.53 | Kershaw,C | LA |
| 2.73 | Dickey,R | NY |
| 2.78 | Cueto,J | CIN |
| 2.79 | Cain,M | SF |
| 2.86 | Lohse,K | STL |
| 2.89 | Gonzalez,G | WSH |
| 2.94 | Zimmermann,J | WSH |
| 3.05 | Hamels,C | PHI |
| 3.16 | Lee,C | PHI |
| 3.33 | Miley,W | ARI |

WINS

| | |
|----|----------------|
| 21 | Gonzalez,G |
| 20 | Dickey,R |
| 19 | Cueto,J |
| 18 | Lynn,L |
| 17 | Hamels,C |
| 16 | 7 players tied |

WINNING STREAKS

| | | |
|-----------------|----------------|-----|
| 11 | Dickey,R | NY |
| 25-Apr - 19-Jul | | |
| 9 | Medlen,K | ATL |
| 31-Jul - 30-Sep | | |
| 9 | Burnett,A | PIT |
| 19-May - 8-Jul | | |
| 8 | 4 streaks tied | |

SAVES

| | | |
|----|----------------|-----|
| 42 | Kimbrel,C | ATL |
| 42 | Motte,J | STL |
| 38 | Chapman,A | CIN |
| 38 | Papelbon,J | PHI |
| 36 | Hanrahan,J | PIT |
| 35 | Axford,J | MIL |
| 32 | Clippard,T | WSH |
| 32 | Putz,J | ARI |
| 31 | Betancourt,R | COL |
| 25 | 2 players tied | |

GAMES STARTED

| | |
|----|-----------------|
| 33 | 12 players tied |
|----|-----------------|

COMPLETE GAMES

| | | |
|---|-----------------|-----|
| 5 | Dickey,R | NY |
| 3 | Nolasco,C | MIA |
| 3 | Wainwright,A | STL |
| 2 | 13 players tied | |

GAMES

| | | |
|----|-------------|-----|
| 80 | Belisle,M | COL |
| 80 | Choate,R | LA |
| 80 | Camp,S | CHI |
| 78 | Boggs,M | STL |
| 78 | Rodriguez,F | MIL |
| 77 | Gregerson,L | SD |
| 77 | Russell,J | CHI |
| 77 | Ziegler,B | ARI |
| 77 | Wright,W | HOU |
| 76 | Durbin,C | ATL |

INNINGS PITCHED

| | |
|-------|----------------|
| 233.2 | Dickey,R |
| 227.2 | Kershaw,C |
| 219.1 | Cain,M |
| 218.2 | Richard,C |
| 217.0 | Cueto,J |
| 215.1 | Hamels,C |
| 211.0 | Lee,C |
| 211.0 | Lohse,K |
| 209.1 | Latos,M |
| 208.1 | 2 players tied |

STRIKEOUTS

| | | |
|-----|-------------|-----|
| 230 | Dickey,R | NY |
| 229 | Kershaw,C | LA |
| 216 | Hamels,C | PHI |
| 207 | Gonzalez,G | WSH |
| 207 | Lee,C | PHI |
| 204 | Gallardo,Y | MIL |
| 197 | Strasburg,S | WSH |
| 193 | Cain,M | SF |
| 191 | Bumgarner,M | SF |
| 190 | Lincecum,T | SF |

WINNING PERCENTAGE

| | | |
|------|-------------|-------------|
| .842 | Lohse,K | STL (16-03) |
| .778 | Latos,M | CIN (14-04) |
| .769 | Dickey,R | NY (20-06) |
| .762 | Cain,M | SF (16-05) |
| .739 | Hamels,C | PHI (17-06) |
| .724 | Gonzalez,G | WSH (21-08) |
| .720 | Lynn,L | STL (18-07) |
| .714 | Strasburg,S | WSH (15-06) |
| .696 | Hudson,T | ATL (16-07) |
| .679 | Cueto,J | CIN (19-09) |

SHUTOUTS

| | |
|---|-----------------|
| 3 | Dickey,R |
| 2 | Kershaw,C |
| 2 | Hamels,C |
| 2 | Cain,M |
| 2 | Nolasco,C |
| 2 | Wainwright,A |
| 2 | Santana,J |
| 1 | 20 players tied |

OPP. BATTING AVERAGE AGAINST

| | | |
|------|-------------|-----|
| .206 | Gonzalez,G | WSH |
| .210 | Kershaw,C | LA |
| .222 | Cain,M | SF |
| .226 | Dickey,R | NY |
| .230 | Latos,M | CIN |
| .232 | Minor,M | ATL |
| .233 | McDonald,J | PIT |
| .234 | Bumgarner,M | SF |
| .236 | Volquez,E | SD |
| .237 | Hamels,C | PHI |

HOME EARNED RUN AVERAGE

| | | |
|------|-------------|-----|
| 2.03 | Cain,M | SF |
| 2.05 | Kershaw,C | LA |
| 2.33 | Lohse,K | STL |
| 2.38 | Bumgarner,M | SF |
| 2.38 | Gonzalez,G | WSH |
| 2.59 | Detwiler,R | WSH |
| 2.59 | Dickey,R | NY |
| 2.73 | McDonald,J | PIT |
| 2.79 | Cueto,J | CIN |
| 2.86 | Vogelsong,R | SF |

ROAD EARNED RUN AVERAGE

| | | |
|------|--------------|-----|
| 2.32 | Bailey,H | CIN |
| 2.36 | Zimmermann,J | WSH |
| 2.77 | Cueto,J | CIN |
| 2.83 | Lee,C | PHI |
| 2.85 | Strasburg,S | WSH |
| 2.90 | Dickey,R | NY |
| 2.91 | Cahill,T | ARI |
| 2.93 | Billingsle,C | LA |
| 3.04 | Niese,J | NY |
| 3.11 | Hamels,C | PHI |

DAY EARNED RUN AVERAGE

| | |
|------|-------------|
| 1.93 | Medlen,K |
| 1.99 | Cueto,J |
| 2.03 | Strasburg,S |
| 2.15 | Kershaw,C |
| 2.64 | Hudson,T |
| 2.65 | Capuano,C |
| 2.71 | Maholm,P |
| 2.76 | Latos,M |
| 2.79 | Lee,C |
| 2.80 | Dickey,R |

NIGHT EARNED RUN AVERAGE

| | | |
|------|--------------|-----|
| 2.46 | Gonzalez,G | WSH |
| 2.51 | Samardzija,J | CHI |
| 2.55 | Zimmermann,J | WSH |
| 2.56 | Lohse,K | STL |
| 2.67 | Bumgarner,M | SF |
| 2.67 | Kershaw,C | LA |
| 2.68 | Dickey,R | NY |
| 2.73 | Cain,M | SF |
| 2.98 | Hamels,C | PHI |
| 3.23 | Bailey,H | CIN |

HITS ALLOWED

| | | |
|-----|-------------|-----|
| 228 | Richard,C | SD |
| 216 | Kennedy,I | ARI |
| 214 | Nolasco,C | MIA |
| 209 | Arroyo,B | CIN |
| 207 | Blanton,J | LA |
| 207 | Lee,C | PHI |
| 206 | Bailey,H | CIN |
| 205 | Cueto,J | CIN |
| 205 | Rodriguez,W | PIT |
| 201 | Leake,M | CIN |

LOSSES

| | | |
|----|------------|-----|
| 15 | Lincecum,T | SF |
| 14 | Richard,C | SD |
| 14 | Johnson,J | MIA |
| 14 | Bedard,E | PIT |
| 13 | 9 pkayers | |

HOME RUNS ALLOWED

| | | |
|----|----------------|-----|
| 31 | Richard,C | SD |
| 29 | Blanton,J | LA |
| 28 | Kennedy,I | ARI |
| 27 | Hanson,T | ATL |
| 26 | 7 players tied | |

FEWEST BB PER 9 IP

| | | |
|-----|--------------|-----|
| 1.2 | Lee,C | PHI |
| 1.6 | Arroyo,B | CIN |
| 1.6 | Blanton,J | LA |
| 1.6 | Lohse,K | STL |
| 1.7 | Miley,W | ARI |
| 1.7 | Richard,C | SD |
| 1.8 | Buehrle,M | MIA |
| 2.0 | Zimmermann,J | WSH |
| 2.0 | Cueto,J | CIN |
| 2.1 | Leake,M | CIN |

WILD PITCHES

| | | |
|----|--------------|-----|
| 17 | Lincecum,T | SF |
| 12 | Garcia,J | STL |
| 10 | Cahill,T | ARI |
| 10 | Samardzija,J | CHI |
| 10 | Axford,J | MIL |
| 10 | Harrell,L | HOU |
| 10 | Rodriguez,G | WSH |
| 10 | Rodriguez,H | WSH |
| 10 | Rodriguez,,F | HOU |
| 10 | Burnett,A | PIT |

HIT BATSMEN

| | | |
|----|----------------|-----|
| 14 | Kennedy,I | ARI |
| 12 | Cueto,J | CIN |
| 11 | Cahill,T | ARI |
| 11 | Maholm,P | ATL |
| 10 | Lynn,L | STL |
| 10 | Zambrano,C | MIA |
| 9 | 5 players tied | |

EARNED RUNS

| | | |
|-----|--------------|-----|
| 107 | Lincecum,T | SF |
| 100 | Blanton,J | LA |
| 97 | Richard,C | SD |
| 95 | Nolasco,C | MIA |
| 93 | Kennedy,I | ARI |
| 91 | Leake,M | CIN |
| 90 | Wolf,R | MIL |
| 87 | Norris,B | HOU |
| 87 | Hanson,T | ATL |
| 87 | Wainwright,A | STL |

STRIKEOUTS PER 9 IP

| | | |
|-----|--------------|-----|
| 9.3 | Gonzalez,G | WSH |
| 9.3 | Samardzija,J | CHI |
| 9.2 | Lynn,L | STL |
| 9.2 | Lincecum,T | SF |
| 9.1 | Kershaw,C | LA |
| 9.0 | Hamels,C | PHI |
| 9.0 | Gallardo,Y | MIL |
| 8.9 | Dickey,R | NY |
| 8.8 | Lee,C | PHI |
| 8.8 | Norris,B | HOU |

BALKS

| | | |
|---|----------------|-----|
| 4 | Kennedy,I | ARI |
| 3 | Harrell,L | HOU |
| 3 | Cueto,J | CIN |
| 2 | 10 player tied | |

WALKS

| | | |
|-----|------------|-----|
| 105 | Volquez,E | SD |
| 90 | Lincecum,T | SF |
| 85 | Harang,A | LA |
| 81 | Gallardo,Y | MIL |
| 78 | Harrell,L | HOU |
| 76 | Gonzalez,G | WSH |
| 75 | Zambrano,C | MIA |
| 74 | Cahill,T | ARI |
| 71 | Hanson,T | ATL |
| 70 | Zito,B | SF |

RUNS ALLOWED

| | | |
|-----|--------------|-----|
| 111 | Lincecum,T | SF |
| 110 | Richard,C | SD |
| 106 | Blanton,J | LA |
| 101 | Kennedy,I | ARI |
| 100 | Nolasco,C | MIA |
| 99 | Rodriguez,W | PIT |
| 97 | Lyles,J | HOU |
| 97 | Leake,M | CIN |
| 97 | Bailey,H | CIN |
| 96 | Wainwright,A | STL |

OPP. BAT. AVG. AGAINST

| | | |
|------|-------------|-----|
| .206 | Gonzalez,G | WSH |
| .210 | Kershaw,C | LA |
| .222 | Cain,M | SF |
| .226 | Dickey,R | NY |
| .230 | Latos,M | CIN |
| .232 | Minor,M | ATL |
| .233 | McDonald,J | PIT |
| .234 | Bumgarner,M | SF |
| .236 | Volquez,E | SD |
| .237 | Hamels,C | PHI |

GAMES FINISHED

| | | |
|----|--------------|-----|
| 64 | Papelbon,J | PHI |
| 58 | Motte,J | STL |
| 57 | Hanrahan,J | PIT |
| 56 | Kimbrel,C | ATL |
| 54 | Axford,J | MIL |
| 53 | Betancourt,R | COL |
| 52 | Chapman,A | CIN |
| 52 | Putz,J | ARI |
| 47 | Marmol,C | CHI |
| 42 | Clippard,T | WSH |

NL ROOKIE PITCHING LEADERS

EARNED RUN AVERAGE

| | | | | | |
|------|------------|-----|----|----------------|-----|
| 3.33 | Miley,W | ARI | 16 | Miley,W | ARI |
| 3.53 | Kelly,J | STL | 11 | Harrell,L | HOU |
| 3.74 | Fiers,M | MIL | 9 | Fiers,M | MIL |
| 3.76 | Harrell,L | HOU | 6 | Corbin,P | ARI |
| 4.30 | Eovaldi,N | MIA | 5 | Kelly,J | STL |
| 4.37 | Delgado,R | ATL | 5 | Friedrich,C | COL |
| 4.54 | Corbin,P | ARI | 5 | Ottavino,A | COL |
| 4.93 | Pomeranz,D | COL | 5 | Torres,C | COL |
| 5.09 | Hefner,J | NY | 4 | 3 players tied | |
| 5.27 | Keuchel,D | HOU | | | |

WINS

WINNING STREAKS

3 9 streaks tied

SAVES

| | | |
|---|-------------|-----|
| 7 | Thayer,D | SD |
| 4 | Dolis,R | CHI |
| 3 | Henderson,J | MIL |
| 2 | Layne,T | SD |
| 2 | Aumont,P | PHI |
| 2 | Hughes,J | PIT |
| 1 | Corbin,P | ARI |
| 1 | Hoover,J | CIN |
| 1 | Cedeno,X | HOU |

GAMES STARTED

| | | |
|----|-------------|-----|
| 32 | Harrell,L | HOU |
| 29 | Miley,W | ARI |
| 29 | Fiers,M | MIL |
| 22 | Eovaldi,N | MIA |
| 22 | Pomeranz,D | COL |
| 17 | Corbin,P | ARI |
| 17 | Delgado,R | ATL |
| 16 | Kelly,J | STL |
| 16 | Friedrich,C | COL |
| 16 | Keuchel,D | HOU |

COMPLETE GAMES

| | | |
|---|-----------|-----|
| 1 | Keuchel,D | HOU |
| 1 | Harrell,L | HOU |

GAMES

| | | |
|----|-------------|-----|
| 67 | Brach,B | SD |
| 66 | Hughes,J | PIT |
| 64 | Thayer,D | SD |
| 53 | Ottavino,A | COL |
| 52 | Cruz,R | HOU |
| 44 | Kontos,G | SF |
| 44 | Cedeno,X | HOU |
| 40 | Tolleson,S | LA |
| 36 | Henderson,J | MIL |
| 35 | Schwimer,M | PHI |

INNINGS PITCHED

| | | |
|-------|------------|-----|
| 194.2 | Miley,W | ARI |
| 193.2 | Harrell,L | HOU |
| 127.2 | Fiers,M | MIL |
| 119.1 | Eovaldi,N | MIA |
| 107.0 | Corbin,P | ARI |
| 107.0 | Kelly,J | STL |
| 96.2 | Pomeranz,D | COL |
| 93.2 | Hefner,J | NY |
| 92.2 | Delgado,R | ATL |
| 85.1 | Keuchel,D | HOU |

STRIKEOUTS

| | | |
|-----|------------|-----|
| 144 | Miley,W | ARI |
| 140 | Harrell,L | HOU |
| 135 | Fiers,M | MIL |
| 86 | Corbin,P | ARI |
| 83 | Pomeranz,D | COL |
| 81 | Ottavino,A | COL |
| 78 | Eovaldi,N | MIA |
| 76 | Delgado,R | ATL |
| 75 | Brach,B | SD |
| 75 | Kelly,J | STL |

WINNING PERCENTAGE

| | | | |
|------|-----------|-----|---------|
| .593 | Miley,W | ARI | (16-11) |
| .500 | Harrell,L | HOU | (11-11) |
| .474 | Fiers,M | MIL | (09-10) |
| .235 | Eovaldi,N | MIA | (04-13) |

SHUTOUTS

| | | |
|---|-----------|-----|
| 1 | Harrell,L | HOU |
|---|-----------|-----|

OPP. BATTING AVERAGE AGAINST

| | | |
|------|------------|-----|
| .253 | Harrell,L | HOU |
| .254 | Fiers,M | MIL |
| .255 | Miley,W | ARI |
| .256 | Delgado,R | ATL |
| .261 | Pomeranz,D | COL |
| .271 | Kelly,J | STL |
| .280 | Corbin,P | ARI |
| .284 | Eovaldi,N | MIA |
| .286 | Keuchel,D | HOU |
| .287 | Hefner,J | NY |

FINAL SPRING TRAINING STATISTICS

BATTING

| NAME | BA | SLG | OBP | G | AB | R | H | TB | 2B | 3B | HR | RBI | SH | SF | HBP | BB | IBB | SO | SB | CS | GDP | E |
|------------------|-------------|-------------|-------------|-----------|------------|------------|------------|------------|-----------|----------|-----------|------------|----------|-----------|----------|-----------|----------|------------|-----------|-----------|-----------|-----------|
| Allen | .314 | .571 | .366 | 14 | 35 | 7 | 11 | 20 | 3 | 0 | 2 | 14 | 0 | 2 | 2 | 2 | 0 | 5 | 0 | 0 | 0 | 1 |
| Barfield | — | — | — | 1 | 0 | 0 | 0 | 0 | 0 | 0 | 0 | 0 | 0 | 0 | 0 | 0 | 0 | 0 | 0 | 0 | 0 | 0 |
| Barton | .176 | .235 | .364 | 7 | 17 | 4 | 3 | 4 | 1 | 0 | 0 | 0 | 0 | 0 | 0 | 5 | 0 | 4 | 0 | 0 | 0 | 2 |
| Cabrera | 1.000 | 4.000 | 1.000 | 1 | 1 | 1 | 1 | 4 | 0 | 0 | 1 | 1 | 0 | 0 | 0 | 0 | 0 | 0 | 0 | 0 | 0 | 0 |
| Carter | .217 | .304 | .321 | 12 | 23 | 4 | 5 | 7 | 2 | 0 | 0 | 1 | 0 | 1 | 0 | 4 | 0 | 10 | 0 | 0 | 0 | 0 |
| Cespedes | .229 | .429 | .308 | 11 | 35 | 3 | 8 | 15 | 4 | 0 | 1 | 2 | 0 | 0 | 0 | 4 | 0 | 12 | 0 | 0 | 1 | 0 |
| Choice | .286 | .286 | .286 | 5 | 7 | 0 | 2 | 2 | 0 | 0 | 0 | 2 | 0 | 0 | 0 | 0 | 0 | 2 | 0 | 0 | 1 | 0 |
| Coleman | .000 | .000 | .000 | 1 | 1 | 0 | 0 | 0 | 0 | 0 | 0 | 0 | 0 | 0 | 0 | 0 | 1 | 0 | 0 | 0 | 0 | 0 |
| Cowgill | .396 | .563 | .455 | 20 | 48 | 7 | 19 | 27 | 4 | 2 | 0 | 9 | 0 | 1 | 1 | 5 | 0 | 9 | 4 | 2 | 0 | 0 |
| Crisp | .263 | .368 | .333 | 13 | 38 | 4 | 10 | 14 | 0 | 2 | 0 | 4 | 0 | 0 | 0 | 4 | 0 | 6 | 0 | 0 | 1 | 0 |
| Crumbless | 1.000 | 1.000 | 1.000 | 1 | 1 | 0 | 1 | 1 | 0 | 0 | 0 | 0 | 0 | 0 | 0 | 0 | 0 | 0 | 0 | 0 | 0 | 0 |
| Donaldson | .270 | .413 | .319 | 20 | 63 | 6 | 17 | 26 | 3 | 0 | 2 | 10 | 0 | 1 | 0 | 5 | 0 | 16 | 2 | 0 | 2 | 4 |
| Fiorentino | .333 | .444 | .571 | 12 | 9 | 5 | 3 | 4 | 1 | 0 | 0 | 1 | 0 | 0 | 0 | 5 | 0 | 1 | 0 | 0 | 0 | 0 |
| Gomes | .250 | .625 | .467 | 17 | 32 | 11 | 8 | 20 | 3 | 0 | 3 | 4 | 0 | 0 | 2 | 11 | 0 | 8 | 1 | 0 | 0 | 0 |
| Green | .250 | .625 | .222 | 9 | 8 | 1 | 2 | 5 | 0 | 0 | 1 | 3 | 0 | 1 | 0 | 0 | 0 | 2 | 1 | 0 | 0 | 0 |
| Horton | .308 | .462 | .357 | 11 | 13 | 2 | 4 | 6 | 2 | 0 | 0 | 3 | 0 | 0 | 1 | 0 | 0 | 3 | 0 | 0 | 0 | 1 |
| Hunter, C. | .429 | .857 | .500 | 8 | 7 | 3 | 3 | 6 | 0 | 0 | 1 | 2 | 0 | 0 | 1 | 0 | 0 | 2 | 1 | 0 | 0 | 0 |
| Ka'aihue | .250 | .575 | .311 | 17 | 40 | 8 | 10 | 23 | 4 | 0 | 3 | 6 | 0 | 1 | 0 | 4 | 0 | 9 | 0 | 0 | 1 | 1 |
| Ladendorf | .250 | .250 | .250 | 4 | 4 | 1 | 1 | 1 | 0 | 0 | 0 | 0 | 0 | 0 | 0 | 0 | 0 | 1 | 0 | 0 | 0 | 0 |
| Moss | .500 | .773 | .522 | 13 | 22 | 4 | 11 | 17 | 3 | 0 | 1 | 7 | 0 | 0 | 0 | 1 | 0 | 6 | 0 | 0 | 0 | 0 |
| Norris | .250 | .500 | .250 | 10 | 16 | 1 | 4 | 8 | 1 | 0 | 1 | 6 | 0 | 0 | 0 | 0 | 0 | 3 | 0 | 0 | 0 | 0 |
| Ortiz | 1.000 | 2.000 | 1.000 | 3 | 1 | 1 | 1 | 2 | 1 | 0 | 0 | 0 | 0 | 0 | 0 | 1 | 0 | 0 | 0 | 0 | 0 | 0 |
| Parker, S. | .000 | .000 | .000 | 1 | 1 | 0 | 0 | 0 | 0 | 0 | 0 | 0 | 0 | 0 | 0 | 0 | 0 | 0 | 0 | 0 | 0 | 0 |
| Pennington | .385 | .487 | .467 | 14 | 39 | 7 | 15 | 19 | 4 | 0 | 0 | 3 | 0 | 0 | 0 | 6 | 0 | 3 | 1 | 0 | 0 | 5 |
| Powell | .333 | .500 | .333 | 3 | 6 | 0 | 2 | 3 | 1 | 0 | 0 | 2 | 0 | 0 | 0 | 0 | 0 | 1 | 0 | 0 | 0 | 0 |
| Pridie | .143 | .286 | .333 | 4 | 7 | 2 | 1 | 2 | 1 | 0 | 0 | 0 | 0 | 0 | 0 | 2 | 0 | 1 | 0 | 0 | 0 | 0 |
| Ramirez | .167 | .556 | .250 | 7 | 18 | 4 | 3 | 10 | 1 | 0 | 2 | 3 | 0 | 0 | 0 | 2 | 0 | 2 | 0 | 0 | 2 | 0 |
| Recker | .265 | .412 | .297 | 14 | 34 | 4 | 9 | 14 | 2 | 0 | 1 | 4 | 0 | 1 | 0 | 2 | 0 | 10 | 0 | 0 | 1 | 0 |
| Reddick | .304 | .587 | .333 | 15 | 46 | 10 | 14 | 27 | 2 | 1 | 3 | 12 | 0 | 0 | 0 | 2 | 0 | 12 | 1 | 1 | 2 | 0 |
| Rosales | .167 | .222 | .261 | 12 | 18 | 3 | 3 | 4 | 1 | 0 | 0 | 2 | 1 | 2 | 0 | 3 | 0 | 4 | 0 | 2 | 0 | 1 |
| Smith | .244 | .366 | .326 | 16 | 41 | 4 | 10 | 15 | 3 | 1 | 0 | 5 | 0 | 0 | 0 | 5 | 0 | 8 | 0 | 0 | 5 | 0 |
| Sogard | .296 | .519 | .361 | 21 | 54 | 14 | 16 | 28 | 3 | 0 | 3 | 9 | 0 | 1 | 0 | 6 | 0 | 6 | 2 | 1 | 1 | 2 |
| Spina | .000 | .000 | .000 | 1 | 1 | 0 | 0 | 0 | 0 | 0 | 0 | 0 | 0 | 0 | 0 | 0 | 0 | 0 | 0 | 0 | 0 | 0 |
| Stassi | .000 | .000 | .000 | 2 | 2 | 0 | 0 | 0 | 0 | 0 | 0 | 0 | 0 | 0 | 0 | 0 | 0 | 1 | 0 | 0 | 0 | 0 |
| Suzuki | .243 | .378 | .349 | 15 | 37 | 7 | 9 | 14 | 2 | 0 | 1 | 3 | 0 | 0 | 0 | 6 | 0 | 5 | 0 | 0 | 0 | 1 |
| Taylor | .200 | .200 | .292 | 12 | 20 | 3 | 4 | 4 | 0 | 0 | 0 | 1 | 0 | 1 | 0 | 3 | 0 | 6 | 0 | 1 | 0 | 1 |
| Timmons | .270 | .297 | .364 | 20 | 37 | 6 | 10 | 11 | 1 | 0 | 0 | 5 | 0 | 1 | 1 | 5 | 0 | 4 | 1 | 0 | 2 | 1 |
| Weeks | .339 | .554 | .345 | 16 | 56 | 8 | 19 | 31 | 3 | 0 | 3 | 10 | 0 | 1 | 0 | 1 | 0 | 9 | 2 | 1 | 0 | 3 |
| TEAM | .284 | .468 | .356 | 24 | 842 | 145 | 239 | 394 | 56 | 6 | 29 | 134 | 1 | 14 | 8 | 94 | 0 | 176 | 16 | 8 | 21 | 23 |
| OPPONENTS | .250 | .387 | .323 | 24 | 811 | 117 | 203 | 314 | 34 | 4 | 23 | 111 | 3 | 7 | 5 | 86 | 0 | 161 | 27 | 11 | 20 | 25 |

PITCHING

| NAME | W | L | ERA | G | GS | CG | SHO | SV | INN | H | R | ER | HR | SH | SFHBP | BB | IBB | SO | WP | BK | BA | |
|------------------|-----------|-----------|-------------|-----------|-----------|----------|----------|----------|--------------|------------|------------|------------|-----------|----------|-----------|----------|-----------|----------|------------|-----------|----------|-------------|
| Balfour | 0 | 0 | 6.75 | 7 | 0 | 0 | 0 | 0 | 6.2 | 9 | 5 | 5 | 3 | 0 | 0 | 0 | 4 | 0 | 6 | 0 | 0 | .346 |
| Banwart | 0 | 0 | 0.00 | 1 | 0 | 0 | 0 | 1 | 1.0 | 1 | 0 | 0 | 0 | 0 | 0 | 0 | 0 | 0 | 0 | 0 | 0 | .333 |
| Barham | 0 | 0 | 0.00 | 2 | 0 | 0 | 0 | 0 | 1.1 | 1 | 0 | 0 | 0 | 0 | 0 | 0 | 1 | 0 | 1 | 0 | 1 | .200 |
| Blevins | 1 | 0 | 3.86 | 8 | 0 | 0 | 0 | 0 | 7.0 | 4 | 3 | 3 | 2 | 0 | 0 | 0 | 1 | 0 | 6 | 0 | 0 | .167 |
| Bowman | 0 | 0 | 0.00 | 1 | 0 | 0 | 0 | 0 | 1.0 | 0 | 0 | 0 | 0 | 0 | 0 | 0 | 1 | 0 | 0 | 0 | 0 | .000 |
| Carignan | 0 | 0 | 2.16 | 7 | 0 | 0 | 0 | 0 | 8.1 | 8 | 3 | 2 | 2 | 0 | 0 | 0 | 0 | 0 | 9 | 0 | 0 | .258 |
| Castro | 1 | 0 | 3.00 | 2 | 0 | 0 | 0 | 0 | 3.0 | 4 | 1 | 1 | 0 | 0 | 0 | 0 | 1 | 0 | 2 | 0 | 0 | .333 |
| Colon | 1 | 0 | 5.40 | 2 | 2 | 0 | 0 | 0 | 6.2 | 7 | 4 | 4 | 1 | 0 | 0 | 0 | 0 | 5 | 0 | 0 | 0 | .250 |
| Cook | 0 | 0 | 3.38 | 7 | 0 | 0 | 0 | 0 | 8.0 | 2 | 3 | 3 | 1 | 0 | 0 | 0 | 3 | 0 | 6 | 1 | 0 | .077 |
| De Los Santos | 0 | 1 | 4.32 | 9 | 0 | 0 | 0 | 1 | 8.1 | 6 | 6 | 4 | 1 | 1 | 0 | 1 | 5 | 0 | 5 | 5 | 0 | .194 |
| Devine | 0 | 0 | 13.50 | 3 | 0 | 0 | 0 | 0 | 2.2 | 2 | 4 | 4 | 0 | 0 | 0 | 0 | 3 | 0 | 2 | 1 | 0 | .200 |
| Doolittle | 0 | 0 | 0.00 | 2 | 0 | 0 | 0 | 0 | 1.1 | 1 | 0 | 0 | 0 | 0 | 0 | 0 | 1 | 0 | 3 | 0 | 0 | .200 |
| Figueroa | 1 | 0 | 0.00 | 7 | 0 | 0 | 0 | 0 | 7.0 | 4 | 0 | 0 | 0 | 1 | 0 | 1 | 2 | 0 | 5 | 0 | 0 | .167 |
| Fuentes | 0 | 0 | 6.43 | 7 | 0 | 0 | 0 | 0 | 7.0 | 6 | 5 | 5 | 2 | 0 | 0 | 0 | 4 | 0 | 5 | 0 | 0 | .231 |
| Godfrey | 1 | 2 | 5.09 | 6 | 4 | 0 | 0 | 0 | 17.2 | 19 | 10 | 10 | 2 | 0 | 0 | 0 | 6 | 0 | 13 | 1 | 0 | .268 |
| Gonzalez | 0 | 0 | 15.00 | 2 | 0 | 0 | 0 | 0 | 3.0 | 6 | 5 | 5 | 0 | 0 | 0 | 0 | 1 | 0 | 2 | 0 | 0 | .429 |
| Gray | 0 | 0 | 5.40 | 2 | 0 | 0 | 0 | 0 | 3.1 | 3 | 3 | 2 | 0 | 0 | 1 | 0 | 4 | 0 | 1 | 0 | 0 | .273 |
| Hernandez | 0 | 0 | 27.00 | 1 | 0 | 0 | 0 | 0 | 0.1 | 2 | 1 | 1 | 1 | 0 | 0 | 0 | 0 | 0 | 0 | 0 | 0 | .667 |
| Hunter, B. | 0 | 0 | 0.00 | 2 | 0 | 0 | 0 | 0 | 2.0 | 1 | 0 | 0 | 0 | 0 | 0 | 0 | 0 | 0 | 1 | 0 | 0 | .143 |
| McCarthy | 0 | 0 | 4.63 | 3 | 3 | 0 | 0 | 0 | 11.2 | 13 | 9 | 6 | 0 | 1 | 2 | 0 | 4 | 0 | 6 | 0 | 0 | .283 |
| Miller | 0 | 0 | 4.91 | 4 | 0 | 0 | 0 | 0 | 3.2 | 3 | 3 | 2 | 0 | 0 | 0 | 0 | 5 | 0 | 5 | 1 | 0 | .200 |
| Milone | 2 | 1 | 4.91 | 5 | 4 | 0 | 0 | 0 | 14.2 | 13 | 9 | 8 | 3 | 0 | 1 | 0 | 1 | 0 | 12 | 0 | 0 | .232 |
| Norberto | 1 | 0 | 3.38 | 10 | 0 | 0 | 0 | 0 | 10.2 | 11 | 5 | 4 | 1 | 0 | 1 | 0 | 4 | 0 | 12 | 1 | 0 | .256 |
| Parker, J. | 2 | 1 | 3.27 | 4 | 3 | 0 | 0 | 0 | 11.0 | 6 | 4 | 4 | 0 | 0 | 0 | 1 | 13 | 0 | 9 | 1 | 0 | .162 |
| Peacock | 0 | 1 | 12.86 | 3 | 2 | 0 | 0 | 0 | 7.0 | 12 | 11 | 10 | 0 | 0 | 1 | 0 | 4 | 0 | 4 | 2 | 0 | .375 |
| Ross | 2 | 1 | 1.80 | 5 | 5 | 0 | 0 | 0 | 15.0 | 15 | 4 | 3 | 0 | 0 | 0 | 0 | 7 | 0 | 10 | 0 | 0 | .263 |
| Schlichting | 2 | 0 | 5.40 | 6 | 1 | 0 | 0 | 1 | 11.2 | 12 | 7 | 7 | 1 | 0 | 0 | 0 | 3 | 0 | 7 | 0 | 0 | .261 |
| Scribner | 1 | 0 | 1.38 | 8 | 0 | 0 | 0 | 1 | 13.0 | 10 | 2 | 2 | 0 | 0 | 0 | 2 | 3 | 0 | 10 | 0 | 0 | .213 |
| Souza | 0 | 0 | 4.50 | 3 | 0 | 0 | 0 | 1 | 2.0 | 3 | 1 | 1 | 1 | 0 | 0 | 0 | 0 | 0 | 1 | 0 | 0 | .375 |
| Thornton | 0 | 0 | 0.00 | 2 | 0 | 0 | 0 | 0 | 2.0 | 2 | 0 | 0 | 0 | 0 | 0 | 0 | 1 | 0 | 1 | 0 | 0 | .250 |
| Threets | 0 | 0 | 1.17 | 7 | 0 | 0 | 0 | 1 | 7.2 | 6 | 1 | 1 | 0 | 0 | 0 | 0 | 2 | 0 | 8 | 2 | 0 | .231 |
| Treinen | 0 | 0 | 0.00 | 1 | 0 | 0 | 0 | 0 | 1.0 | 0 | 0 | 0 | 0 | 0 | 0 | 0 | 0 | 1 | 0 | 0 | .000 | |
| Wagner | 0 | 0 | 13.50 | 5 | 0 | 0 | 0 | 1 | 5.1 | 11 | 8 | 8 | 2 | 0 | 1 | 0 | 2 | 0 | 4 | 0 | 0 | .458 |
| Walz | 0 | 0 | 0.00 | 1 | 0 | 0 | 0 | 0 | 1.0 | 0 | 0 | 0 | 0 | 0 | 0 | 0 | 0 | 0 | 0 | 0 | 0 | .000 |
| TEAM | 15 | 7 | 4.44 | 24 | 24 | 0 | 1 | 7 | 213.0 | 203 | 117 | 105 | 23 | 3 | 7 | 5 | 86 | 0 | 161 | 16 | 1 | .250 |
| OPPONENTS | 7 | 15 | 4.99 | 24 | 24 | 0 | 0 | 3 | 211.0 | 239 | 145 | 117 | 29 | 1 | 14 | 8 | 94 | 0 | 176 | 15 | 4 | .284 |

REVIEW

SPRING TRAINING RESULTS

| DATE | OPPONENT | SCORE | RECORD | WINNER | LOSER | ATTEND. | HOME CUM. |
|----------|-------------------------------|-------------|--------|-------------|---------------|---------|-----------|
| March 2 | Seattle | L, 5-8 | 0-1 | Beavan | Godfrey | 6,316 | 6,316 |
| March 3 | at Seattle | W, 9-2 | 1-1 | Parker | Millwood | 8,675 | |
| March 4 | at Chicago (NL) | W, 12-10 | 2-1 | Schlichting | Mateo | 10,366 | |
| March 5 | Los Angeles (AL) | L, 1-9 | 2-2 | Wilson | Peacock | 3,511 | 9,827 |
| | at Chicago (NL) | W, 8-7 | 3-2 | Castro | Zych | 5,809 | |
| March 6 | at Milwaukee | W, 6-0 | 4-2 | Milone | Rodriguez | 2,835 | |
| March 7 | Los Angeles (NL) | T, 3-3 | 4-2-1 | --- | --- | 3,583 | 13,410 |
| March 8 | at Los Angeles (NL) | L, 2-7 | 4-3-1 | Capuano | Parker | 5,721 | |
| March 9 | at Colorado | W, 6-4 | 5-3-1 | Blevins | Chatwood | 9,596 | |
| March 10 | Cincinnati | W, 6-2 | 6-3-1 | Colon | Cueto | 6,644 | 20,054 |
| March 11 | Kansas City | W, 10-8 | 7-3-1 | Figueroa | Wood | 4,840 | 24,894 |
| March 12 | at Chicago (AL) | W, 9-4 | 8-3-1 | Ross | Peavy | 4,468 | |
| March 13 | Milwaukee | W, 8-6 | 9-3-1 | Norberto | De La Cruz | 4,714 | 29,608 |
| March 15 | at Texas | W, 11-7 | 10-3-1 | Scribner | Stetter | 7,562 | |
| March 16 | Seattle | W, 6-1 | 11-3-1 | Godfrey | Iwakuma | 9,038* | 38,646 |
| March 17 | Chicago (NL) | W, 4-3 | 12-3-1 | Schlichting | Maholm | 8,799* | 47,447 |
| | at San Francisco | L, 2-7 | 12-4-1 | Lincecum | Milone | 12,022* | |
| March 18 | at Arizona | W, 11-2 | 13-4-1 | Ross | Cahill | 12,505* | |
| March 19 | Arizona | W, 6-5 | 14-4-1 | Parker | Collmenter | 5,515 | 52,962 |
| March 20 | Chicago (NL) | T, 5-5 (10) | 14-4-2 | --- | --- | 5,021 | 57,983 |
| March 21 | at Kansas City | L, 3-8 | 14-5-2 | Mendoza | Godfrey | 4,021 | |
| March 25 | vs. Yomiuri at Tokyo (exhib.) | W, 5-0 | | Milone | Miyaguni | 26,252 | |
| March 26 | vs. Hanshin at Tokyo (exhib.) | L, 6-12 | | Messenger | Ross | 10,681 | |
| March 31 | at Sacramento (exhib.) | W, 9-0 | | Milone | Parker | 10,112 | |
| April 2 | vs. San Francisco (at SF) | L, 2-4 | 14-6-2 | Casilla | De Los Santos | 41,823 | |
| April 3 | vs. San Francisco (at OAK) | L, 2-3 | 14-7-2 | Cain | Ross | 14,634 | 72,617 |
| April 4 | vs. San Francisco (at SF) | W, 8-1 | 15-7-2 | Milone | Petit | 39,730 | |

MINOR LEAGUE STATISTICS

SACRAMENTO

| BATTERS | AVG | G | AB | R | H | 2B | 3B | HR | RBI | SH | SF | HP | BB | IBB | SO | SB | CS | DP | SLG | OBP | E |
|--------------------|-------------|------------|-------------|------------|-------------|------------|-----------|------------|------------|-----------|-----------|-----------|------------|----------|-------------|------------|-----------|------------|-------------|-------------|------------|
| Barton, Daric | .255 | 74 | 259 | 49 | 66 | 14 | 3 | 8 | 35 | 0 | 5 | 6 | 66 | 1 | 53 | 7 | 1 | 9 | .425 | .411 | 6 |
| Carter, Chris | .279 | 72 | 276 | 48 | 77 | 19 | 1 | 12 | 53 | 0 | 6 | 4 | 38 | 0 | 74 | 5 | 1 | 11 | .486 | .367 | 4 |
| Cespedes, Yoenis | .333 | 3 | 9 | 1 | 3 | 0 | 0 | 0 | 0 | 0 | 1 | 1 | 0 | 1 | 0 | 0 | 0 | 0 | .333 | .455 | 1 |
| Cowgill, Collin | .254 | 61 | 260 | 33 | 66 | 17 | 1 | 4 | 37 | 0 | 2 | 3 | 20 | 0 | 50 | 8 | 2 | 9 | .373 | .312 | 3 |
| Donaldson, Josh | .335 | 51 | 209 | 38 | 70 | 12 | 2 | 13 | 45 | 0 | 1 | 1 | 23 | 1 | 34 | 5 | 2 | 13 | .598 | .402 | 5 |
| Fiorentino, Jeff | .186 | 16 | 43 | 7 | 8 | 1 | 1 | 0 | 4 | 0 | 0 | 0 | 6 | 0 | 7 | 0 | 0 | 0 | .256 | .286 | 0 |
| Galarraga, Joel | .273 | 3 | 11 | 1 | 3 | 0 | 0 | 0 | 0 | 0 | 0 | 0 | 0 | 0 | 3 | 0 | 0 | 1 | .273 | .273 | 0 |
| Green, Grant | .296 | 125 | 524 | 73 | 155 | 28 | 6 | 15 | 75 | 0 | 3 | 2 | 33 | 1 | 75 | 13 | 9 | 13 | .458 | .338 | 16 |
| Hicks, Brandon | .244 | 90 | 328 | 61 | 80 | 26 | 3 | 18 | 61 | 0 | 1 | 7 | 47 | 0 | 115 | 5 | 4 | 14 | .506 | .350 | 9 |
| Horton, Josh | .400 | 3 | 10 | 2 | 4 | 2 | 0 | 0 | 2 | 0 | 0 | 1 | 0 | 2 | 0 | 0 | 0 | 1 | .600 | .455 | 0 |
| Hughes, Luke | .235 | 35 | 102 | 16 | 24 | 6 | 0 | 2 | 13 | 0 | 3 | 2 | 14 | 0 | 28 | 1 | 2 | 2 | .353 | .331 | 3 |
| Inge, Brandon | .370 | 8 | 27 | 6 | 10 | 4 | 0 | 2 | 9 | 0 | 0 | 0 | 5 | 0 | 9 | 0 | 0 | 0 | .741 | .469 | 2 |
| Jaramillo, Jason | .231 | 11 | 39 | 3 | 9 | 2 | 0 | 0 | 5 | 0 | 0 | 1 | 4 | 0 | 10 | 0 | 0 | 0 | .282 | .318 | 1 |
| Ka'aihue, Kila | .256 | 66 | 254 | 44 | 65 | 16 | 0 | 15 | 52 | 0 | 4 | 3 | 44 | 2 | 60 | 1 | 1 | 6 | .496 | .367 | 4 |
| Lalli, Blake | .200 | 4 | 15 | 1 | 3 | 0 | 0 | 1 | 1 | 0 | 0 | 0 | 1 | 0 | 1 | 0 | 1 | 1 | .400 | .250 | 0 |
| Lipkin, Ryan | .000 | 4 | 11 | 0 | 0 | 0 | 0 | 0 | 1 | 0 | 1 | 1 | 1 | 0 | 1 | 0 | 0 | 0 | .000 | .143 | 0 |
| Mitchell, Jermaine | .252 | 108 | 409 | 75 | 103 | 15 | 11 | 6 | 38 | 4 | 2 | 5 | 54 | 0 | 104 | 15 | 7 | 2 | .386 | .345 | 4 |
| Moss, Brandon | .286 | 51 | 196 | 32 | 56 | 11 | 1 | 15 | 33 | 0 | 1 | 5 | 22 | 1 | 40 | 4 | 0 | 3 | .582 | .371 | 3 |
| Norris, Derek | .271 | 58 | 218 | 39 | 59 | 14 | 2 | 9 | 38 | 0 | 6 | 1 | 21 | 0 | 41 | 5 | 1 | 7 | .477 | .329 | 2 |
| Paramore, Petey | .286 | 2 | 7 | 1 | 2 | 0 | 0 | 1 | 1 | 0 | 0 | 0 | 0 | 0 | 1 | 0 | 0 | 0 | .714 | .286 | 0 |
| Parker, Stephen | .256 | 99 | 328 | 43 | 84 | 13 | 5 | 7 | 47 | 5 | 5 | 5 | 32 | 0 | 93 | 5 | 1 | 10 | .390 | .327 | 14 |
| Pennington, Cliff | .455 | 3 | 11 | 2 | 5 | 1 | 0 | 0 | 1 | 0 | 0 | 0 | 3 | 0 | 4 | 1 | 0 | 0 | .545 | .571 | 1 |
| Peterson, Shane | .389 | 38 | 131 | 36 | 51 | 7 | 1 | 7 | 23 | 2 | 0 | 1 | 23 | 1 | 31 | 4 | 3 | 0 | .618 | .484 | 0 |
| Ramirez, Manny | .302 | 17 | 63 | 8 | 19 | 3 | 0 | 0 | 14 | 0 | 1 | 0 | 5 | 0 | 17 | 0 | 0 | 6 | .349 | .348 | |
| Recker, Anthony | .265 | 52 | 200 | 29 | 53 | 7 | 0 | 9 | 29 | 0 | 0 | 1 | 28 | 0 | 56 | 3 | 1 | 7 | .435 | .358 | 6 |
| Rosales, Adam | .280 | 76 | 275 | 46 | 77 | 21 | 1 | 8 | 47 | 1 | 6 | 2 | 26 | 0 | 57 | 4 | 2 | 6 | .451 | .340 | 8 |
| Smith, Seth | .667 | 1 | 3 | 0 | 2 | 0 | 0 | 0 | 0 | 0 | 0 | 1 | 0 | 0 | 0 | 0 | 0 | 0 | .667 | .750 | |
| Sogard, Eric | .331 | 37 | 157 | 29 | 52 | 5 | 2 | 5 | 22 | 0 | 0 | 0 | 23 | 0 | 17 | 11 | 3 | 3 | .484 | .417 | 2 |
| Taylor, Michael | .287 | 120 | 449 | 81 | 129 | 31 | 1 | 12 | 67 | 0 | 3 | 5 | 86 | 2 | 105 | 18 | 3 | 8 | .441 | .405 | 4 |
| Timmons, Wes | .228 | 49 | 149 | 24 | 34 | 6 | 0 | 2 | 21 | 1 | 3 | 4 | 24 | 0 | 13 | 4 | 2 | 6 | .309 | .344 | 1 |
| Weeks, Jemile | .333 | 10 | 45 | 5 | 15 | 4 | 0 | 0 | 10 | 0 | 0 | 0 | 6 | 0 | 8 | 1 | 0 | 3 | .422 | .412 | 3 |
| Team Total | .276 | 144 | 5018 | 833 | 1384 | 285 | 41 | 171 | 784 | 13 | 53 | 61 | 657 | 9 | 1110 | 120 | 46 | 141 | .451 | .363 | 117 |

| PITCHERS | W | L | ERA | G | GS | CG | SHO | SV | SVO | IP | H | R | ER | HR | HB | BB | IBB | SO | WP | BK | AVG |
|------------------------|-----------|-----------|-------------|------------|------------|----------|----------|-----------|-----------|---------------|-------------|------------|------------|------------|-----------|------------|-----------|-------------|-----------|----------|-------------|
| Accardo, Jeremy | 1 | 0 | 1.17 | 7 | 0 | 0 | 0 | 2 | 2 | 7.2 | 7 | 1 | 1 | 0 | 1 | 3 | 0 | 4 | 0 | 0 | .233 |
| Anderson, Brett | 1 | 1 | 4.24 | 5 | 5 | 0 | 0 | 0 | 0 | 23.1 | 27 | 12 | 11 | 4 | 1 | 5 | 0 | 18 | 1 | 1 | .290 |
| Banwart, Travis | 9 | 5 | 3.85 | 32 | 18 | 0 | 0 | 2 | 2 | 128.2 | 132 | 59 | 55 | 15 | 3 | 37 | 3 | 99 | 4 | 0 | .264 |
| Barham, Trey | 0 | 0 | 13.97 | 6 | 0 | 0 | 0 | 0 | 0 | 9.2 | 18 | 15 | 15 | 2 | 2 | 8 | 2 | 6 | 1 | 0 | .409 |
| Billings, Bruce | 7 | 6 | 3.98 | 25 | 25 | 0 | 0 | 0 | 0 | 133.1 | 126 | 63 | 59 | 15 | 2 | 39 | 0 | 117 | 2 | 0 | .250 |
| Carignan, Andrew | 2 | 0 | 2.70 | 9 | 0 | 0 | 0 | 1 | 1 | 13.1 | 9 | 4 | 4 | 0 | 0 | 1 | 0 | 21 | 0 | 0 | .184 |
| Castro, Fabio | 3 | 7 | 6.92 | 14 | 9 | 0 | 0 | 0 | 0 | 53.1 | 65 | 43 | 41 | 9 | 0 | 31 | 0 | 42 | 4 | 0 | .297 |
| Chavez, Jesse | 0 | 0 | 1.80 | 2 | 1 | 0 | 0 | 1 | 1 | 10.0 | 8 | 2 | 2 | 0 | 0 | 2 | 0 | 9 | 0 | 0 | .211 |
| De Los Santos, Fautino | 1 | 3 | 7.25 | 28 | 0 | 0 | 0 | 0 | 2 | 36.0 | 49 | 30 | 29 | 2 | 2 | 16 | 2 | 43 | 5 | 1 | .320 |
| Doolittle, Sean | 0 | 0 | 0.00 | 2 | 0 | 0 | 0 | 0 | 1 | 3.2 | 1 | 0 | 0 | 0 | 0 | 1 | 0 | 8 | 0 | 0 | .083 |
| Farquhar, Danny | 1 | 2 | 10.13 | 5 | 0 | 0 | 0 | 0 | 0 | 8.0 | 10 | 9 | 9 | 1 | 2 | 6 | 2 | 6 | 0 | 0 | .323 |
| Figueroa, Pedro | 0 | 2 | 2.62 | 32 | 0 | 0 | 0 | 1 | 4 | 44.2 | 35 | 17 | 13 | 1 | 3 | 18 | 0 | 40 | 0 | 0 | .212 |
| Godfrey, Graham | 9 | 2 | 3.29 | 20 | 17 | 0 | 0 | 1 | 2 | 104.0 | 98 | 39 | 38 | 8 | 9 | 26 | 0 | 60 | 2 | 0 | .257 |
| Gray, Sonny | 0 | 0 | 9.00 | 1 | 1 | 0 | 0 | 0 | 0 | 4.0 | 10 | 4 | 4 | 0 | 1 | 1 | 0 | 2 | 1 | 0 | .500 |
| Griffin, A.J. | 4 | 2 | 3.07 | 10 | 10 | 2 | 0 | 0 | 0 | 58.2 | 48 | 27 | 20 | 3 | 4 | 11 | 1 | 47 | 2 | 0 | .217 |
| Hernandez, Carlos | 3 | 2 | 4.15 | 6 | 2 | 0 | 0 | 0 | 1 | 21.2 | 25 | 11 | 10 | 3 | 0 | 4 | 0 | 16 | 0 | 0 | .294 |
| Hughes, Luke | 0 | 0 | 0.00 | 1 | 0 | 0 | 0 | 0 | 0 | 0.1 | 0 | 0 | 0 | 0 | 0 | 0 | 0 | 0 | 0 | 0 | .000 |
| Leon, Arnold | 3 | 0 | 1.77 | 22 | 0 | 0 | 0 | 0 | 1 | 35.2 | 26 | 9 | 7 | 4 | 2 | 15 | 0 | 31 | 5 | 0 | .208 |
| Long, Nate | 0 | 0 | 45.00 | 1 | 0 | 0 | 0 | 0 | 0 | 1.0 | 4 | 5 | 5 | 0 | 0 | 2 | 1 | 1 | 0 | 0 | .571 |
| McCarthy, Brandon | 0 | 1 | 5.59 | 2 | 2 | 0 | 0 | 0 | 0 | 9.2 | 9 | 6 | 6 | 1 | 0 | 3 | 0 | 11 | 0 | 0 | .250 |
| Miller, Jim | 0 | 3 | 2.79 | 16 | 0 | 0 | 0 | 6 | 7 | 19.1 | 15 | 6 | 6 | 0 | 0 | 4 | 1 | 21 | 0 | 0 | .208 |
| Norberto, Jordan | 0 | 0 | 0.00 | 1 | 0 | 0 | 0 | 0 | 0 | 1.0 | 0 | 0 | 0 | 0 | 0 | 0 | 0 | 2 | 0 | 0 | .000 |
| Parker, Jarrod | 1 | 0 | 2.18 | 4 | 4 | 0 | 0 | 0 | 0 | 20.2 | 22 | 6 | 5 | 2 | 0 | 6 | 0 | 21 | 0 | 0 | .275 |
| Peacock, Brad | 12 | 9 | 6.01 | 28 | 25 | 0 | 0 | 0 | 0 | 134.2 | 147 | 99 | 90 | 16 | 5 | 66 | 0 | 139 | 14 | 0 | .275 |
| Peterson, Shane | 0 | 1 | 27.00 | 1 | 0 | 0 | 0 | 0 | 0 | 0.1 | 1 | 1 | 1 | 1 | 0 | 0 | 0 | 1 | 0 | 0 | .500 |
| Ray, Chris | 0 | 0 | 6.00 | 6 | 0 | 0 | 0 | 0 | 0 | 6.0 | 7 | 4 | 4 | 1 | 1 | 6 | 1 | 6 | 1 | 0 | .280 |
| Ross, Tyson | 6 | 2 | 2.99 | 15 | 13 | 1 | 0 | 0 | 0 | 78.1 | 69 | 33 | 26 | 4 | 3 | 29 | 0 | 64 | 4 | 0 | .235 |
| Scribner, Evan | 3 | 0 | 3.03 | 26 | 0 | 0 | 0 | 8 | 8 | 35.2 | 26 | 12 | 12 | 4 | 0 | 10 | 0 | 38 | 1 | 0 | .203 |
| Simmons, James | 2 | 0 | 1.80 | 9 | 0 | 0 | 0 | 0 | 0 | 15.0 | 12 | 3 | 3 | 1 | 0 | 8 | 2 | 13 | 3 | 0 | .218 |
| Souza, Justin | 3 | 1 | 6.87 | 36 | 1 | 0 | 0 | 0 | 2 | 57.2 | 86 | 51 | 44 | 12 | 3 | 18 | 2 | 26 | 1 | 0 | .352 |
| Straily, Dan | 6 | 3 | 2.03 | 11 | 11 | 0 | 0 | 0 | 0 | 66.2 | 40 | 15 | 15 | 3 | 1 | 19 | 0 | 82 | 3 | 0 | .172 |
| Thompson, Rich | 4 | 2 | 3.34 | 46 | 0 | 0 | 0 | 3 | 6 | 62.0 | 46 | 24 | 23 | 7 | 0 | 23 | 2 | 58 | 5 | 0 | .206 |
| Threets, Erick | 4 | 2 | 1.84 | 34 | 0 | 0 | 0 | 3 | 3 | 44.0 | 35 | 9 | 9 | 0 | 1 | 19 | 1 | 31 | 2 | 0 | .226 |
| Timmons, Wes | 0 | 0 | 0.00 | 1 | 0 | 0 | 0 | 0 | 0 | 1.0 | 0 | 0 | 0 | 0 | 0 | 0 | 0 | 1 | 0 | 0 | .000 |
| Valdez, Merkin | 0 | 1 | 3.75 | 34 | 0 | 0 | 0 | 5 | 8 | 36.0 | 33 | 17 | 15 | 4 | 1 | 17 | 1 | 26 | 6 | 0 | .236 |
| Wagner, Neil | 1 | 1 | 5.49 | 15 | 0 | 0 | 0 | 1 | 3 | 19.2 | 20 | 13 | 12 | 1 | 2 | 6 | 1 | 24 | 4 | 0 | .263 |
| Team Total | 86 | 58 | 4.10 | 144 | 144 | 3 | 9 | 34 | 54 | 1304.2 | 1266 | 649 | 594 | 124 | 49 | 460 | 22 | 1134 | 71 | 2 | .254 |

MIDLAND

| BATTERS | AVG | G | AB | R | H | 2B | 3B | HR | RBI | SH | SF | HP | BB | IBB | SO | SB | CS | DP | SLG | OBP | E |
|--------------------|-------------|------------|-------------|------------|-------------|------------|-----------|------------|------------|-----------|-----------|-----------|------------|-----------|-------------|-----------|-----------|------------|-------------|-------------|------------|
| Aliotti, Anthony | .292 | 123 | 455 | 72 | 133 | 29 | 1 | 10 | 76 | 1 | 4 | 3 | 68 | 5 | 129 | 0 | 0 | 15 | .426 | .385 | 9 |
| Barfield, Jeremy | .272 | 128 | 482 | 67 | 131 | 28 | 1 | 13 | 64 | 0 | 7 | 4 | 35 | 2 | 82 | 1 | 0 | 23 | .415 | .322 | 9 |
| Choice, Michael | .287 | 91 | 359 | 59 | 103 | 15 | 2 | 10 | 58 | 0 | 3 | 7 | 33 | 4 | 88 | 5 | 1 | 6 | .423 | .356 | 7 |
| Coleman, Dusty | .201 | 128 | 427 | 51 | 86 | 16 | 4 | 15 | 59 | 4 | 4 | 10 | 41 | 0 | 182 | 9 | 8 | 4 | .363 | .284 | 18 |
| Crumbless, Conner | .257 | 128 | 470 | 94 | 121 | 21 | 6 | 10 | 45 | 1 | 5 | 9 | 120 | 4 | 98 | 24 | 8 | 6 | .391 | .414 | 7 |
| Fabiaschi, Michael | .000 | 3 | 3 | 0 | 0 | 0 | 0 | 0 | 0 | 0 | 0 | 0 | 0 | 0 | 2 | 0 | 0 | 0 | .000 | .000 | 0 |
| Freitas, David | .333 | 20 | 63 | 12 | 21 | 6 | 0 | 2 | 11 | 0 | 3 | 2 | 6 | 0 | 15 | 0 | 0 | 1 | .524 | .392 | 3 |
| Gil, Leonardo | .280 | 65 | 211 | 29 | 59 | 6 | 2 | 1 | 21 | 4 | 1 | 2 | 21 | 1 | 64 | 3 | 3 | 4 | .341 | .349 | 4 |
| Head, Miles | .272 | 57 | 213 | 25 | 58 | 9 | 2 | 5 | 28 | 0 | 0 | 5 | 16 | 0 | 75 | 0 | 1 | 5 | .404 | .338 | 7 |
| Horton, Josh | .278 | 121 | 461 | 51 | 128 | 26 | 4 | 9 | 54 | 0 | 3 | 3 | 47 | 4 | 113 | 5 | 4 | 13 | .410 | .346 | 23 |
| Hughes, Luke | .179 | 7 | 28 | 1 | 5 | 0 | 0 | 1 | 2 | 0 | 0 | 0 | 3 | 0 | 9 | 1 | 0 | 0 | .286 | .258 | 1 |
| Ladendorf, Tyler | .240 | 104 | 416 | 59 | 100 | 20 | 1 | 9 | 54 | 4 | 3 | 11 | 42 | 0 | 89 | 7 | 4 | 14 | .358 | .324 | 11 |
| Lipkin, Ryan | .204 | 53 | 191 | 15 | 39 | 9 | 0 | 4 | 17 | 1 | 1 | 2 | 4 | 0 | 42 | 1 | 0 | 10 | .314 | .227 | 4 |
| Mesa, Eliezer | .179 | 18 | 56 | 4 | 10 | 1 | 2 | 0 | 7 | 1 | 2 | 1 | 0 | 0 | 17 | 1 | 0 | 0 | .268 | .186 | 1 |
| Nunez, Juan | .000 | 2 | 6 | 0 | 0 | 0 | 0 | 0 | 1 | 1 | 0 | 0 | 1 | 0 | 2 | 0 | 0 | 0 | .000 | .143 | 0 |
| Ortiz, Ryan | .167 | 44 | 144 | 19 | 24 | 5 | 1 | 2 | 13 | 1 | 1 | 3 | 21 | 0 | 40 | 0 | 0 | 2 | .257 | .284 | 10 |
| Peterson, Shane | .274 | 48 | 157 | 27 | 43 | 11 | 3 | 2 | 23 | 1 | 0 | 3 | 44 | 3 | 47 | 9 | 3 | 1 | .420 | .441 | 3 |
| Rizzotti, Matt | .307 | 40 | 150 | 20 | 46 | 15 | 0 | 5 | 27 | 0 | 0 | 1 | 9 | 1 | 34 | 0 | 0 | 5 | .507 | .350 | 0 |
| Spina, Michael | .176 | 70 | 256 | 34 | 45 | 11 | 0 | 7 | 35 | 0 | 3 | 3 | 32 | 0 | 75 | 0 | 0 | 11 | .301 | .272 | 3 |
| Taylor, Beau | .233 | 36 | 120 | 13 | 28 | 5 | 0 | 0 | 10 | 1 | 0 | 1 | 11 | 1 | 36 | 0 | 0 | 6 | .275 | .303 | 0 |
| Team Total | .253 | 138 | 4668 | 652 | 1180 | 233 | 29 | 105 | 605 | 20 | 40 | 70 | 554 | 25 | 1239 | 66 | 32 | 126 | .383 | .338 | 140 |

| PITCHERS | W | L | ERA | G | GS | CG | SHO | SV | SVO | IP | H | R | ER | HR | HB | BB | IBB | SO | WP | BK | AVG |
|--------------------|-----------|-----------|-------------|------------|------------|----------|----------|-----------|-----------|---------------|-------------|------------|------------|-----------|-----------|------------|-----------|------------|------------|----------|-------------|
| Barham, Trey | 1 | 0 | 3.00 | 13 | 0 | 0 | 0 | 0 | 0 | 15.0 | 18 | 7 | 5 | 1 | 0 | 4 | 0 | 14 | 1 | 0 | .286 |
| Billings, Bruce | 2 | 0 | 3.18 | 2 | 0 | 0 | 0 | 0 | 0 | 5.2 | 4 | 2 | 2 | 0 | 0 | 4 | 0 | 3 | 0 | 0 | .190 |
| Bowman, Josh | 0 | 1 | 5.40 | 1 | 1 | 0 | 0 | 0 | 0 | 5.0 | 7 | 3 | 3 | 0 | 0 | 2 | 0 | 3 | 1 | 0 | .333 |
| Castro, Fabio | 2 | 7 | 4.63 | 14 | 14 | 0 | 0 | 0 | 0 | 72.0 | 80 | 41 | 37 | 3 | 4 | 37 | 1 | 58 | 5 | 0 | .288 |
| Daley, Gary | 10 | 10 | 5.11 | 34 | 18 | 0 | 0 | 2 | 4 | 118.0 | 130 | 85 | 67 | 9 | 11 | 71 | 2 | 79 | 20 | 0 | .275 |
| Doolittle, Sean | 0 | 0 | 0.82 | 8 | 0 | 0 | 0 | 1 | 2 | 11.0 | 2 | 2 | 1 | 0 | 1 | 4 | 0 | 19 | 0 | 0 | .056 |
| Fabiaschi, Michael | 0 | 0 | 0.00 | 1 | 0 | 0 | 0 | 0 | 0 | 1.0 | 0 | 0 | 0 | 0 | 0 | 0 | 0 | 0 | 0 | 0 | .000 |
| Gil, Leonardo | 1 | 0 | 0.00 | 1 | 0 | 0 | 0 | 0 | 0 | 1.0 | 0 | 0 | 0 | 0 | 0 | 0 | 0 | 0 | 0 | 0 | .000 |
| Gray, Sonny | 6 | 9 | 4.14 | 26 | 26 | 1 | 1 | 0 | 0 | 148.0 | 148 | 73 | 68 | 8 | 4 | 57 | 0 | 97 | 16 | 1 | .263 |
| Griffin, A.J. | 3 | 1 | 2.49 | 7 | 7 | 0 | 0 | 0 | 0 | 43.1 | 31 | 12 | 12 | 4 | 1 | 7 | 0 | 44 | 1 | 0 | .201 |
| Guzman, Jose | 2 | 1 | 4.50 | 34 | 0 | 0 | 0 | 0 | 1 | 54.0 | 55 | 29 | 27 | 3 | 0 | 20 | 2 | 49 | 3 | 0 | .263 |
| Haviland, Shawn | 6 | 8 | 4.80 | 31 | 21 | 0 | 0 | 2 | 3 | 120.0 | 124 | 72 | 64 | 11 | 14 | 47 | 2 | 104 | 13 | 0 | .268 |
| Hernandez, Carlos | 6 | 4 | 5.36 | 25 | 10 | 0 | 0 | 0 | 1 | 80.2 | 96 | 49 | 48 | 12 | 1 | 26 | 2 | 65 | 5 | 0 | .303 |
| Horton, Josh | 0 | 0 | 0.00 | 1 | 0 | 0 | 0 | 0 | 0 | 1.0 | 1 | 0 | 0 | 0 | 0 | 0 | 0 | 0 | 0 | 0 | .250 |
| Hunter, Brett | 3 | 3 | 4.50 | 42 | 0 | 0 | 0 | 0 | 2 | 56.0 | 53 | 31 | 28 | 7 | 4 | 31 | 3 | 60 | 8 | 1 | .254 |
| Huttenlocker, A.J. | 1 | 2 | 5.74 | 21 | 0 | 0 | 0 | 0 | 2 | 15.2 | 26 | 13 | 10 | 4 | 1 | 5 | 1 | 13 | 0 | 0 | .361 |
| Jones, Beau | 2 | 1 | 3.86 | 20 | 0 | 0 | 0 | 0 | 0 | 23.1 | 17 | 11 | 10 | 1 | 2 | 12 | 2 | 19 | 3 | 0 | .202 |
| Krol, Ian | 1 | 2 | 5.06 | 8 | 0 | 0 | 0 | 0 | 2 | 10.2 | 11 | 6 | 6 | 0 | 0 | 2 | 1 | 10 | 2 | 0 | .289 |
| Leon, Arnold | 1 | 0 | 2.30 | 10 | 0 | 0 | 0 | 1 | 1 | 15.2 | 17 | 5 | 4 | 0 | 0 | 3 | 0 | 18 | 1 | 0 | .288 |
| McSwain, Matt | 1 | 1 | 11.15 | 11 | 2 | 0 | 0 | 0 | 1 | 15.1 | 32 | 21 | 19 | 2 | 2 | 9 | 1 | 7 | 2 | 0 | .444 |
| Mesa, Eliezer | 0 | 0 | 27.00 | 1 | 0 | 0 | 0 | 0 | 0 | 0.1 | 1 | 1 | 1 | 0 | 0 | 0 | 0 | 0 | 0 | 0 | .500 |
| Ortiz, Jonathan | 4 | 6 | 3.75 | 51 | 0 | 0 | 0 | 15 | 20 | 62.1 | 58 | 30 | 26 | 7 | 2 | 18 | 3 | 50 | 2 | 0 | .243 |
| Simmons, James | 1 | 2 | 3.35 | 30 | 0 | 0 | 0 | 1 | 3 | 48.1 | 41 | 18 | 18 | 3 | 4 | 14 | 1 | 37 | 3 | 0 | .229 |
| Smith, Murphy | 6 | 11 | 4.82 | 27 | 24 | 0 | 0 | 1 | 2 | 140.0 | 171 | 91 | 75 | 8 | 8 | 57 | 2 | 83 | 7 | 2 | .311 |
| Smyth, Paul | 2 | 1 | 4.02 | 44 | 1 | 0 | 0 | 1 | 4 | 69.1 | 72 | 33 | 31 | 8 | 5 | 24 | 0 | 53 | 4 | 0 | .269 |
| Straily, Dan | 3 | 4 | 3.38 | 14 | 14 | 0 | 0 | 0 | 0 | 85.1 | 70 | 36 | 32 | 6 | 5 | 23 | 1 | 108 | 6 | 0 | .224 |
| Team Total | 64 | 74 | 4.38 | 138 | 138 | 1 | 6 | 24 | 48 | 1218.0 | 1265 | 671 | 593 | 98 | 69 | 477 | 24 | 993 | 103 | 4 | .270 |

REVIEW

STOCKTON

| BATTERS | AVG | G | AB | R | H | 2B | 3B | HR | RBI | SH | SF | HP | BB | IBB | SO | SB | CS | DP | SLG | OBP | E |
|--------------------|-------------|------------|-------------|------------|-------------|------------|-----------|------------|------------|-----------|-----------|-----------|------------|----------|-------------|-----------|-----------|------------|-------------|-------------|------------|
| Cabrera, Yordy | .232 | 60 | 220 | 26 | 51 | 9 | 2 | 3 | 21 | 0 | 0 | 3 | 16 | 0 | 68 | 2 | 2 | 3 | .332 | .293 | 23 |
| Cowgill, Collin | .125 | 2 | 8 | 0 | 1 | 0 | 0 | 0 | 0 | 0 | 0 | 0 | 0 | 0 | 2 | 0 | 0 | 0 | .125 | .125 | 0 |
| Dixon, Rashun | .206 | 30 | 102 | 12 | 21 | 6 | 1 | 2 | 12 | 0 | 2 | 1 | 10 | 0 | 41 | 1 | 1 | 3 | .343 | .278 | 3 |
| Gil, Leonardo | .000 | 6 | 16 | 1 | 0 | 0 | 0 | 0 | 0 | 0 | 0 | 1 | 3 | 0 | 10 | 0 | 0 | 2 | .000 | .200 | 1 |
| Gilmartin, Michael | .256 | 118 | 430 | 58 | 110 | 18 | 0 | 9 | 52 | 2 | 0 | 7 | 47 | 0 | 98 | 4 | 3 | 9 | .360 | .339 | 23 |
| Head, Miles | .382 | 67 | 267 | 57 | 102 | 23 | 6 | 18 | 56 | 0 | 1 | 2 | 23 | 1 | 55 | 3 | 0 | 9 | .715 | .433 | 9 |
| Kirby-Jones, A.J. | .248 | 115 | 399 | 62 | 99 | 16 | 3 | 21 | 69 | 0 | 3 | 2 | 86 | 1 | 128 | 0 | 0 | 9 | .461 | .382 | 7 |
| LeVier, Mitch | .240 | 37 | 146 | 13 | 35 | 7 | 0 | 5 | 18 | 0 | 1 | 1 | 10 | 0 | 36 | 1 | 1 | 3 | .390 | .291 | 2 |
| Leyja, Nino | .211 | 48 | 161 | 19 | 34 | 7 | 1 | 2 | 17 | 2 | 0 | 0 | 15 | 0 | 47 | 4 | 2 | 5 | .304 | .278 | 5 |
| Lopez, Diomedes | .286 | 5 | 14 | 3 | 4 | 2 | 0 | 1 | 1 | 0 | 0 | 1 | 1 | 0 | 6 | 0 | 0 | 0 | .643 | .375 | 1 |
| Mesa, Eliezer | .130 | 13 | 46 | 4 | 6 | 0 | 1 | 0 | 3 | 0 | 0 | 0 | 0 | 0 | 12 | 4 | 0 | 3 | .174 | .130 | 1 |
| Nunez, Juan | .200 | 3 | 10 | 2 | 2 | 0 | 0 | 0 | 0 | 0 | 0 | 0 | 1 | 0 | 1 | 0 | 0 | 1 | .200 | .273 | 2 |
| Oberacker, Chad | .260 | 107 | 454 | 64 | 118 | 25 | 7 | 13 | 48 | 2 | 3 | 3 | 43 | 0 | 96 | 25 | 3 | 5 | .432 | .326 | 6 |
| Ortiz, Ryan | .248 | 38 | 129 | 23 | 32 | 5 | 1 | 5 | 25 | 0 | 3 | 1 | 27 | 0 | 31 | 1 | 1 | 3 | .419 | .375 | 3 |
| Paramore, Petey | .217 | 6 | 23 | 4 | 5 | 1 | 0 | 0 | 2 | 1 | 0 | 1 | 2 | 0 | 5 | 0 | 0 | 0 | .261 | .308 | 1 |
| Pineda, Ryan | .249 | 71 | 237 | 25 | 59 | 18 | 1 | 4 | 28 | 1 | 1 | 5 | 30 | 0 | 56 | 4 | 4 | 3 | .384 | .344 | 8 |
| Richard, Myrio | .253 | 72 | 292 | 32 | 74 | 14 | 2 | 3 | 28 | 2 | 4 | 0 | 29 | 0 | 40 | 5 | 1 | 3 | .346 | .317 | 2 |
| Robinson, Dusty | .231 | 94 | 386 | 62 | 89 | 14 | 0 | 18 | 47 | 0 | 1 | 3 | 33 | 2 | 129 | 7 | 2 | 3 | .407 | .296 | 3 |
| Stassi, Max | .268 | 84 | 314 | 48 | 84 | 18 | 0 | 15 | 45 | 0 | 11 | 8 | 27 | 0 | 83 | 3 | 1 | 5 | .468 | .331 | 5 |
| Taylor, Beau | .328 | 52 | 195 | 25 | 64 | 10 | 2 | 3 | 34 | 0 | 2 | 1 | 28 | 0 | 29 | 0 | 2 | 4 | .446 | .412 | 8 |
| Thompson, Tony | .276 | 95 | 344 | 48 | 95 | 22 | 1 | 11 | 49 | 0 | 7 | 1 | 38 | 0 | 61 | 1 | 1 | 12 | .442 | .344 | 13 |
| Vollmuth, B.A. | .261 | 65 | 264 | 45 | 69 | 15 | 0 | 7 | 29 | 0 | 1 | 3 | 27 | 0 | 70 | 0 | 2 | 9 | .398 | .336 | 23 |
| Whitaker, Josh | .259 | 99 | 386 | 62 | 100 | 16 | 3 | 20 | 61 | 1 | 3 | 6 | 33 | 1 | 122 | 11 | 5 | 9 | .472 | .325 | 5 |
| Team Total | .259 | 140 | 4843 | 695 | 1254 | 246 | 31 | 160 | 645 | 11 | 43 | 50 | 529 | 5 | 1226 | 76 | 31 | 103 | .422 | .335 | 174 |

| PITCHERS | W | L | ERA | G | GS | CG | SHO | SV | SVO | IP | H | R | ER | HR | HB | BB | IBB | SO | WP | BK | AVG | |
|--------------------|-----------|-----------|-------------|------------|------------|----------|----------|-----------|-----------|---------------|-------------|------------|------------|------------|-----------|------------|-----------|-------------|-----------|-----------|-------------|------|
| Anderson, Brett | 0 | 0 | 9.00 | 1 | 1 | 0 | 0 | 0 | 0 | 2.0 | 4 | 2 | 2 | 0 | 1 | 0 | 0 | 0 | 0 | 0 | 0 | .400 |
| Bowman, Josh | 6 | 10 | 3.62 | 25 | 25 | 0 | 0 | 0 | 0 | 146.2 | 157 | 76 | 59 | 14 | 4 | 33 | 0 | 127 | 6 | 1 | 270 | |
| Brown, Jacob | 6 | 11 | 5.06 | 30 | 21 | 0 | 0 | 1 | 1 | 133.1 | 162 | 88 | 75 | 16 | 3 | 26 | 0 | 94 | 5 | 1 | 298 | |
| Capra, Anthony | 0 | 1 | 7.94 | 9 | 0 | 0 | 0 | 0 | 1 | 11.1 | 12 | 12 | 10 | 4 | 0 | 11 | 0 | 14 | 2 | 0 | 250 | |
| Cole, A.J. | 0 | 7 | 7.82 | 8 | 8 | 0 | 0 | 0 | 0 | 38.0 | 60 | 40 | 33 | 7 | 3 | 10 | 0 | 31 | 2 | 1 | 364 | |
| Doolittle, Ryan | 1 | 3 | 1.48 | 15 | 0 | 0 | 0 | 0 | 0 | 24.1 | 17 | 6 | 4 | 2 | 0 | 3 | 0 | 31 | 0 | 0 | 193 | |
| Doolittle, Sean | 0 | 0 | 0.87 | 6 | 0 | 0 | 0 | 0 | 0 | 10.1 | 5 | 2 | 1 | 0 | 2 | 2 | 0 | 21 | 0 | 0 | 143 | |
| Gagnier, Drew | 0 | 0 | 4.50 | 2 | 0 | 0 | 0 | 0 | 0 | 2.0 | 1 | 1 | 1 | 1 | 0 | 0 | 0 | 2 | 0 | 0 | 143 | |
| Guzman, Jose | 2 | 2 | 2.82 | 15 | 0 | 0 | 0 | 0 | 1 | 22.1 | 19 | 8 | 7 | 2 | 0 | 8 | 0 | 21 | 2 | 0 | 232 | |
| Hassebrock, Blake | 2 | 6 | 8.17 | 14 | 13 | 0 | 0 | 0 | 0 | 50.2 | 84 | 55 | 46 | 6 | 6 | 20 | 1 | 44 | 9 | 0 | 367 | |
| Hoehn, Connor | 1 | 2 | 5.86 | 43 | 0 | 0 | 0 | 1 | 2 | 58.1 | 58 | 39 | 38 | 9 | 8 | 40 | 3 | 61 | 7 | 0 | 261 | |
| Huttenlocker, A.J. | 3 | 1 | 5.40 | 22 | 1 | 0 | 0 | 1 | 3 | 38.1 | 47 | 26 | 23 | 11 | 1 | 8 | 2 | 38 | 1 | 1 | 294 | |
| Jimenez, Deyvi | 0 | 1 | 3.00 | 1 | 1 | 0 | 0 | 0 | 0 | 3.0 | 3 | 1 | 1 | 1 | 0 | 0 | 0 | 4 | 0 | 0 | 273 | |
| Joseph, Jonathan | 0 | 1 | 9.82 | 7 | 0 | 0 | 0 | 0 | 0 | 11.0 | 12 | 13 | 12 | 2 | 2 | 5 | 0 | 16 | 1 | 0 | 273 | |
| Krol, Ian | 1 | 7 | 5.21 | 21 | 15 | 0 | 0 | 0 | 0 | 86.1 | 95 | 64 | 50 | 13 | 3 | 24 | 0 | 79 | 1 | 1 | 275 | |
| Leon, Arnold | 0 | 1 | 5.28 | 12 | 0 | 0 | 0 | 0 | 0 | 15.1 | 26 | 13 | 9 | 1 | 1 | 5 | 0 | 25 | 3 | 0 | 366 | |
| Long, Nate | 4 | 4 | 5.14 | 35 | 8 | 0 | 0 | 1 | 1 | 89.1 | 121 | 68 | 51 | 14 | 5 | 27 | 0 | 75 | 4 | 0 | 321 | |
| Murphy, Sean | 8 | 8 | 4.80 | 19 | 19 | 0 | 0 | 0 | 0 | 108.2 | 98 | 67 | 58 | 21 | 4 | 35 | 0 | 107 | 8 | 1 | 238 | |
| Perlman, Max | 0 | 2 | 8.18 | 14 | 5 | 0 | 0 | 0 | 1 | 44.0 | 63 | 52 | 40 | 8 | 3 | 16 | 1 | 24 | 6 | 1 | 332 | |
| Souza, Justin | 1 | 1 | 3.72 | 8 | 0 | 0 | 0 | 0 | 0 | 9.2 | 12 | 4 | 4 | 1 | 0 | 3 | 1 | 11 | 2 | 0 | 286 | |
| Thompson, Tony | 0 | 0 | 0.00 | 2 | 0 | 0 | 0 | 0 | 0 | 3.0 | 0 | 0 | 0 | 0 | 0 | 0 | 0 | 1 | 0 | 0 | 000 | |
| Thornton, Zach | 4 | 0 | 4.53 | 48 | 0 | 0 | 0 | 16 | 22 | 53.2 | 57 | 33 | 27 | 5 | 4 | 19 | 1 | 70 | 3 | 0 | 264 | |
| Treinen, Blake | 7 | 7 | 4.37 | 24 | 15 | 1 | 0 | 0 | 0 | 103.0 | 116 | 60 | 50 | 11 | 4 | 23 | 0 | 92 | 5 | 0 | 278 | |
| Urlaub, Jeff | 2 | 2 | 3.86 | 21 | 0 | 0 | 0 | 0 | 2 | 30.1 | 21 | 13 | 13 | 3 | 0 | 8 | 2 | 31 | 0 | 0 | 194 | |
| Vidal, Pedro | 1 | 0 | 3.43 | 28 | 0 | 0 | 0 | 0 | 0 | 39.1 | 29 | 16 | 15 | 4 | 0 | 7 | 0 | 37 | 0 | 0 | 196 | |
| Walz, T.J. | 7 | 6 | 3.16 | 39 | 8 | 0 | 0 | 0 | 2 | 99.2 | 84 | 39 | 35 | 9 | 8 | 36 | 2 | 112 | 8 | 0 | 226 | |
| Whitaker, Josh | 0 | 1 | 6.75 | 1 | 0 | 0 | 0 | 0 | 0 | 1.1 | 2 | 1 | 1 | 0 | 0 | 1 | 0 | 1 | 0 | 3 | 400 | |
| Team Total | 56 | 84 | 4.84 | 140 | 140 | 1 | 5 | 20 | 36 | 1235.1 | 1365 | 799 | 665 | 165 | 62 | 370 | 13 | 1169 | 75 | 10 | .276 | |

BURLINGTON

| BATTERS | AVG | G | AB | R | H | 2B | 3B | HR | RBI | SH | SF | HP | BB | IBB | SO | SB | CS | DP | SLG | OBP | E |
|--------------------|-------------|------------|-------------|------------|-------------|------------|-----------|-----------|------------|-----------|-----------|-----------|------------|----------|-------------|------------|-----------|-----------|-------------|-------------|------------|
| Consigli, Royce | .211 | 78 | 256 | 27 | 54 | 9 | 4 | 5 | 22 | 3 | 2 | 0 | 30 | 1 | 49 | 4 | 2 | 4 | .336 | .292 | 2 |
| Crocker, Bobby | .268 | 112 | 406 | 56 | 109 | 19 | 2 | 6 | 53 | 6 | 6 | 13 | 39 | 1 | 109 | 17 | 10 | 8 | .369 | .347 | 4 |
| Dixon, Rashun | .238 | 77 | 261 | 53 | 62 | 8 | 1 | 12 | 38 | 0 | 4 | 5 | 49 | 0 | 102 | 8 | 6 | 3 | .414 | .364 | 2 |
| Fabiaschi, Michael | .188 | 39 | 112 | 14 | 21 | 4 | 1 | 0 | 5 | 0 | 0 | 4 | 28 | 0 | 40 | 2 | 3 | 0 | .241 | .368 | 2 |
| Jamieson, Sean | .234 | 119 | 449 | 71 | 105 | 25 | 5 | 10 | 49 | 6 | 7 | 14 | 66 | 0 | 92 | 25 | 6 | 7 | .379 | .345 | 24 |
| Kirkland, Wade | .237 | 102 | 379 | 49 | 90 | 31 | 3 | 8 | 56 | 3 | 3 | 11 | 28 | 1 | 99 | 5 | 4 | 5 | .398 | .306 | 23 |
| Landaeta, Douglas | .244 | 99 | 369 | 46 | 90 | 17 | 1 | 10 | 38 | 3 | 5 | 0 | 22 | 1 | 82 | 10 | 7 | 9 | .377 | .283 | 5 |
| Lewis, Chad | .133 | 8 | 30 | 0 | 4 | 0 | 0 | 0 | 0 | 3 | 0 | 0 | 0 | 0 | 11 | 0 | 0 | 2 | .133 | .133 | 1 |
| Mesa, Eliezer | .294 | 70 | 262 | 36 | 77 | 11 | 4 | 4 | 33 | 2 | 3 | 3 | 11 | 0 | 48 | 20 | 4 | 7 | .412 | .326 | 1 |
| Muncy, Maxwell | .275 | 64 | 229 | 34 | 63 | 20 | 2 | 4 | 23 | 0 | 3 | 1 | 41 | 2 | 37 | 3 | 1 | 2 | .432 | .383 | 6 |
| Nester, John | .203 | 70 | 222 | 31 | 45 | 8 | 0 | 4 | 24 | 3 | 3 | 1 | 31 | 0 | 64 | 2 | 2 | 1 | .293 | .300 | 9 |
| Oberacker, Chad | .317 | 16 | 63 | 14 | 20 | 5 | 1 | 2 | 7 | 2 | 0 | 1 | 8 | 0 | 9 | 5 | 1 | 2 | .524 | .403 | 0 |
| Pan, Chih Fang | .243 | 83 | 296 | 36 | 72 | 14 | 2 | 2 | 37 | 5 | 2 | 4 | 21 | 1 | 55 | 8 | 3 | 5 | .324 | .300 | 10 |
| Pineda, Ryan | .215 | 23 | 79 | 5 | 17 | 3 | 1 | 1 | 7 | 1 | 0 | 1 | 4 | 1 | 19 | 3 | 1 | 0 | .316 | .262 | 1 |
| Rickles, Nick | .220 | 95 | 345 | 33 | 76 | 19 | 0 | 6 | 37 | 6 | 3 | 1 | 17 | 0 | 73 | 2 | 3 | 11 | .328 | .257 | 10 |
| Roberts, Sam | .225 | 11 | 40 | 3 | 9 | 2 | 1 | 0 | 3 | 0 | 0 | 0 | 5 | 0 | 10 | 0 | 0 | 0 | .325 | .311 | 2 |
| Robinson, Dusty | .262 | 38 | 141 | 25 | 37 | 7 | 4 | 9 | 28 | 0 | 1 | 3 | 16 | 0 | 33 | 5 | 2 | 1 | .560 | .348 | 1 |
| Russell, Addison | .310 | 16 | 58 | 8 | 18 | 4 | 2 | 0 | 9 | 1 | 1 | 1 | 5 | 0 | 12 | 5 | 1 | 2 | .448 | .369 | 4 |
| Shipman, Aaron | .206 | 108 | 360 | 40 | 74 | 12 | 4 | 0 | 32 | 1 | 4 | 2 | 60 | 0 | 86 | 11 | 11 | 6 | .261 | .319 | 3 |
| Vollmuth, B.A. | .260 | 67 | 265 | 37 | 69 | 17 | 1 | 7 | 44 | 0 | 3 | 3 | 29 | 0 | 74 | 7 | 1 | 10 | .411 | .337 | 14 |
| Wooten, John | .118 | 5 | 17 | 1 | 2 | 0 | 1 | 0 | 1 | 0 | 1 | 0 | 0 | 0 | 6 | 0 | 0 | 0 | .235 | .158 | 0 |
| Team Total | .240 | 139 | 4639 | 619 | 1114 | 235 | 40 | 90 | 549 | 42 | 51 | 69 | 510 | 8 | 1110 | 142 | 68 | 85 | .366 | .321 | 142 |

| PITCHERS | W | L | ERA | G | GS | CG | SHO | SV | SVO | IP | H | R | ER | HR | HB | BB | IBB | SO | WP | BK | AVG |
|--------------------|-----------|-----------|-------------|------------|------------|----------|-----------|-----------|-----------|---------------|-------------|------------|------------|------------|-----------|------------|-----------|-------------|-----------|----------|-------------|
| Alcantara, Raul | 6 | 11 | 5.08 | 27 | 17 | 0 | 0 | 0 | 2 | 102.2 | 119 | 64 | 58 | 12 | 7 | 38 | 0 | 57 | 2 | 4 | .304 |
| Chitwood, Logan | 1 | 1 | 2.04 | 8 | 0 | 0 | 0 | 1 | 1 | 17.2 | 14 | 6 | 4 | 0 | 0 | 7 | 0 | 11 | 3 | 0 | .209 |
| Cole, A.J. | 6 | 3 | 2.07 | 19 | 0 | 0 | 0 | 0 | 0 | 95.2 | 78 | 32 | 22 | 7 | 4 | 19 | 0 | 102 | 3 | 1 | .222 |
| Doolittle, Ryan | 0 | 0 | 0.93 | 8 | 0 | 0 | 0 | 2 | 2 | 9.2 | 5 | 3 | 1 | 0 | 1 | 0 | 0 | 12 | 0 | 0 | .147 |
| Duran, Omar | 0 | 0 | 7.36 | 3 | 0 | 0 | 0 | 0 | 0 | 3.2 | 5 | 3 | 3 | 0 | 0 | 4 | 0 | 2 | 1 | 1 | .313 |
| Eppley, Nate | 1 | 1 | 9.00 | 7 | 0 | 0 | 0 | 0 | 1 | 10.0 | 12 | 10 | 10 | 0 | 2 | 5 | 0 | 7 | 0 | 0 | .308 |
| Fabiaschi, Michael | 1 | 0 | 0.00 | 1 | 0 | 0 | 0 | 0 | 0 | 0.1 | 0 | 0 | 0 | 0 | 0 | 0 | 0 | 1 | 0 | 0 | .000 |
| Frankoff, Seth | 5 | 7 | 4.83 | 36 | 9 | 0 | 0 | 1 | 2 | 104.1 | 107 | 61 | 56 | 11 | 8 | 40 | 2 | 84 | 8 | 0 | .275 |
| Granier, Drew | 11 | 10 | 3.21 | 28 | 28 | 1 | 0 | 0 | 0 | 162.2 | 149 | 71 | 58 | 12 | 8 | 53 | 1 | 167 | 9 | 0 | .243 |
| Hassebrock, Blake | 2 | 2 | 4.00 | 5 | 5 | 0 | 0 | 0 | 0 | 27.0 | 33 | 14 | 12 | 3 | 3 | 10 | 0 | 20 | 4 | 0 | .295 |
| House, Austin | 0 | 0 | 3.38 | 2 | 0 | 0 | 0 | 0 | 0 | 2.2 | 2 | 1 | 1 | 0 | 0 | 1 | 0 | 3 | 0 | 0 | .250 |
| Joseph, Jonathan | 1 | 3 | 4.35 | 34 | 9 | 0 | 0 | 12 | 13 | 82.2 | 81 | 51 | 40 | 7 | 8 | 38 | 1 | 73 | 11 | 0 | .251 |
| Kilcrease, Nathan | 1 | 1 | 1.46 | 7 | 0 | 0 | 0 | 0 | 0 | 12.1 | 9 | 2 | 2 | 0 | 2 | 0 | 0 | 7 | 0 | 1 | .225 |
| Lamb, Chris | 3 | 3 | 5.03 | 11 | 11 | 0 | 0 | 0 | 0 | 59.0 | 68 | 38 | 33 | 3 | 2 | 22 | 0 | 40 | 0 | 0 | .296 |
| Landaeta, Douglas | 0 | 0 | 0.00 | 1 | 0 | 0 | 0 | 0 | 0 | 1.0 | 1 | 0 | 0 | 0 | 0 | 2 | 0 | 0 | 0 | 0 | .250 |
| Macias, Jose | 6 | 6 | 4.39 | 43 | 7 | 0 | 0 | 9 | 13 | 92.1 | 104 | 58 | 45 | 14 | 3 | 21 | 2 | 90 | 2 | 1 | .291 |
| Mota, David | 3 | 1 | 3.47 | 27 | 0 | 0 | 0 | 0 | 3 | 36.1 | 43 | 20 | 14 | 3 | 0 | 21 | 1 | 32 | 5 | 0 | .289 |
| Murphy, Sean | 3 | 4 | 1.97 | 8 | 8 | 0 | 0 | 0 | 0 | 50.1 | 35 | 14 | 11 | 4 | 1 | 17 | 0 | 52 | 2 | 0 | .197 |
| Mye, Chas | 4 | 1 | 4.15 | 44 | 0 | 0 | 0 | 1 | 2 | 60.2 | 62 | 29 | 28 | 6 | 2 | 23 | 2 | 47 | 1 | 0 | .272 |
| Nester, John | 0 | 0 | 27.00 | 1 | 0 | 0 | 0 | 0 | 0 | 1.0 | 2 | 3 | 3 | 0 | 0 | 3 | 0 | 1 | 0 | 0 | .500 |
| Perlman, Max | 1 | 3 | 3.92 | 20 | 5 | 0 | 0 | 2 | 3 | 64.1 | 58 | 31 | 28 | 6 | 3 | 16 | 0 | 43 | 3 | 0 | .242 |
| Peters, Tanner | 2 | 6 | 3.16 | 14 | 12 | 0 | 0 | 0 | 0 | 68.1 | 58 | 30 | 24 | 8 | 1 | 18 | 0 | 66 | 0 | 0 | .233 |
| Powers, Brent | 3 | 4 | 7.66 | 17 | 5 | 0 | 0 | 1 | 2 | 44.2 | 55 | 44 | 38 | 10 | 1 | 26 | 1 | 39 | 6 | 1 | .313 |
| Ramos, Julio | 0 | 0 | 0.57 | 5 | 4 | 0 | 0 | 0 | 0 | 15.2 | 9 | 2 | 1 | 0 | 0 | 1 | 0 | 12 | 0 | 0 | .167 |
| Tyson, Drew | 2 | 1 | 3.71 | 45 | 0 | 0 | 0 | 5 | 7 | 68.0 | 66 | 33 | 28 | 2 | 5 | 31 | 1 | 42 | 6 | 0 | .253 |
| Urlaub, Jeff | 5 | 4 | 2.60 | 25 | 0 | 0 | 0 | 3 | 5 | 34.2 | 26 | 15 | 10 | 1 | 2 | 1 | 0 | 27 | 2 | 0 | .200 |
| Team Total | 67 | 72 | 3.86 | 139 | 139 | 1 | 12 | 37 | 56 | 1227.2 | 1201 | 635 | 526 | 109 | 61 | 419 | 11 | 1037 | 68 | 9 | .259 |

REVIEW

VERMONT

| BATTERS | AVG | G | AB | R | H | 2B | 3B | HR | RBI | SH | SF | HP | BB | IBB | SO | SB | CS | DP | SLG | OBP | E |
|----------------------|-------------|-----------|-------------|------------|------------|------------|-----------|-----------|------------|-----------|-----------|-----------|------------|----------|------------|-----------|-----------|-----------|-------------|-------------|------------|
| Alexander, Dayton | .145 | 25 | 69 | 10 | 10 | 3 | 0 | 0 | 4 | 4 | 1 | 0 | 8 | 0 | 22 | 3 | 1 | 0 | .188 | .231 | 0 |
| Booker, Austin | .253 | 50 | 170 | 17 | 43 | 6 | 1 | 0 | 11 | 4 | 1 | 1 | 21 | 0 | 30 | 3 | 5 | 4 | .300 | .337 | 1 |
| Bostick, Christopher | .251 | 70 | 279 | 41 | 70 | 16 | 4 | 3 | 29 | 5 | 1 | 4 | 27 | 0 | 66 | 12 | 5 | 6 | .369 | .325 | 18 |
| Fabiaschi, Michael | .143 | 3 | 7 | 4 | 1 | 0 | 0 | 0 | 0 | 0 | 0 | 1 | 2 | 0 | 0 | 0 | 0 | 0 | .143 | .400 | 0 |
| Lewis, Chad | .231 | 39 | 134 | 10 | 31 | 5 | 0 | 1 | 12 | 2 | 2 | 1 | 11 | 0 | 38 | 0 | 1 | 4 | .291 | .291 | 12 |
| Lopez, Diomedes | .216 | 17 | 51 | 2 | 11 | 2 | 0 | 0 | 1 | 1 | 0 | 3 | 6 | 0 | 16 | 1 | 0 | 0 | .255 | .333 | 2 |
| Marte, Miguel | .230 | 43 | 148 | 8 | 34 | 6 | 0 | 3 | 20 | 0 | 2 | 5 | 5 | 0 | 57 | 0 | 0 | 4 | .331 | .275 | 2 |
| Mateo, Reynaldo | .247 | 21 | 73 | 7 | 18 | 4 | 1 | 2 | 8 | 3 | 1 | 0 | 6 | 0 | 32 | 1 | 0 | 2 | .411 | .300 | 2 |
| Maxwell, Bruce | .254 | 61 | 228 | 22 | 58 | 14 | 0 | 0 | 22 | 1 | 1 | 0 | 26 | 1 | 35 | 1 | 0 | 9 | .316 | .329 | 6 |
| Olson, Matthew | .273 | 4 | 11 | 3 | 3 | 0 | 0 | 1 | 4 | 0 | 1 | 1 | 3 | 0 | 4 | 0 | 0 | 0 | .545 | .438 | 0 |
| Peralta, Jensi | .100 | 8 | 20 | 4 | 2 | 0 | 0 | 0 | 0 | 0 | 0 | 0 | 5 | 0 | 8 | 0 | 1 | 0 | .100 | .280 | 1 |
| Pohl, Philip | .143 | 3 | 7 | 2 | 1 | 0 | 0 | 0 | 1 | 2 | 0 | 3 | 1 | 0 | 0 | 0 | 0 | 0 | .143 | .455 | 0 |
| Roberts, Sam | .224 | 17 | 49 | 7 | 11 | 1 | 1 | 0 | 2 | 1 | 0 | 0 | 17 | 1 | 11 | 0 | 1 | 0 | .286 | .424 | 3 |
| Robertson, Daniel | .181 | 26 | 94 | 9 | 17 | 2 | 0 | 1 | 8 | 3 | 0 | 0 | 7 | 0 | 31 | 1 | 1 | 3 | .234 | .238 | 6 |
| Rojas, Kelvin | .221 | 35 | 113 | 11 | 25 | 5 | 0 | 0 | 9 | 1 | 2 | 0 | 3 | 0 | 30 | 0 | 0 | 5 | .265 | .237 | 4 |
| Russell, Addison | .340 | 13 | 53 | 9 | 18 | 2 | 2 | 1 | 7 | 0 | 0 | 0 | 4 | 0 | 13 | 2 | 0 | 0 | .509 | .386 | 1 |
| Solano, Wilfredo | .217 | 54 | 189 | 17 | 41 | 10 | 0 | 1 | 18 | 4 | 3 | 3 | 10 | 0 | 34 | 3 | 0 | 4 | .286 | .263 | 19 |
| Stafford, Rhett | .190 | 18 | 58 | 11 | 11 | 2 | 0 | 1 | 5 | 0 | 0 | 0 | 10 | 0 | 20 | 0 | 1 | 0 | .276 | .309 | 3 |
| Tanis, Jacob | .261 | 61 | 226 | 26 | 59 | 9 | 1 | 2 | 29 | 3 | 3 | 4 | 22 | 0 | 47 | 3 | 4 | 5 | .336 | .333 | 7 |
| Vertigan, Brett | .266 | 67 | 256 | 34 | 68 | 15 | 5 | 1 | 15 | 6 | 2 | 5 | 24 | 0 | 31 | 12 | 5 | 2 | .375 | .338 | 3 |
| Wooten, John | .286 | 67 | 262 | 27 | 75 | 16 | 1 | 4 | 38 | 2 | 3 | 1 | 16 | 0 | 44 | 3 | 6 | 4 | .401 | .326 | 2 |
| Team Total | .243 | 76 | 2497 | 281 | 607 | 118 | 16 | 21 | 243 | 42 | 23 | 32 | 234 | 2 | 569 | 45 | 31 | 52 | .328 | .313 | 102 |

| PITCHERS | W | L | ERA | G | GS | CG | SH | SV | SVO | IP | H | R | ER | HR | HB | BB | IBB | SO | WP | BK | AVG |
|-------------------|-----------|-----------|-------------|-----------|-----------|----------|----------|-----------|-----------|--------------|------------|------------|------------|-----------|-----------|------------|----------|------------|-----------|----------|-------------|
| Avila, Andres | 3 | 4 | 3.82 | 15 | 12 | 0 | 0 | 0 | 0 | 66.0 | 68 | 36 | 28 | 7 | 8 | 16 | 0 | 60 | 4 | 0 | .261 |
| Chitwood, Logan | 3 | 1 | 2.16 | 12 | 0 | 0 | 0 | 0 | 1 | 25.0 | 22 | 7 | 6 | 1 | 0 | 10 | 0 | 20 | 0 | 0 | .239 |
| Dull, Ryan | 3 | 1 | 2.84 | 17 | 0 | 0 | 0 | 4 | 4 | 25.1 | 26 | 10 | 8 | 2 | 1 | 6 | 1 | 34 | 4 | 0 | .263 |
| Duran, Omar | 0 | 1 | 0.44 | 14 | 0 | 0 | 0 | 0 | 0 | 20.1 | 4 | 4 | 1 | 0 | 1 | 20 | 0 | 42 | 1 | 0 | .062 |
| Eppley, Nate | 3 | 0 | 1.98 | 14 | 0 | 0 | 0 | 2 | 2 | 27.1 | 16 | 9 | 6 | 1 | 4 | 7 | 0 | 24 | 2 | 0 | .165 |
| Gagnier, Drew | 2 | 1 | 3.30 | 19 | 0 | 0 | 0 | 0 | 1 | 30.0 | 30 | 16 | 11 | 0 | 0 | 16 | 0 | 27 | 3 | 0 | .250 |
| Hall, Kristopher | 2 | 0 | 0.99 | 12 | 4 | 0 | 0 | 0 | 0 | 27.1 | 17 | 6 | 3 | 0 | 2 | 14 | 0 | 24 | 1 | 1 | .177 |
| Healy, Tucker | 2 | 0 | 3.07 | 22 | 0 | 0 | 0 | 3 | 3 | 29.1 | 26 | 11 | 10 | 0 | 2 | 13 | 0 | 45 | 6 | 0 | .234 |
| House, Austin | 1 | 0 | 1.05 | 18 | 0 | 0 | 0 | 5 | 7 | 25.2 | 13 | 5 | 3 | 0 | 0 | 10 | 0 | 33 | 1 | 0 | .149 |
| Jimenez, Deyvi | 0 | 4 | 5.79 | 17 | 3 | 0 | 0 | 1 | 1 | 37.1 | 44 | 34 | 24 | 3 | 3 | 15 | 1 | 38 | 5 | 0 | .291 |
| Lamb, Chris | 2 | 0 | 1.50 | 4 | 4 | 0 | 0 | 0 | 0 | 18.0 | 16 | 4 | 3 | 1 | 0 | 3 | 0 | 12 | 1 | 0 | .242 |
| Menna, J.C. | 1 | 9 | 4.60 | 14 | 11 | 0 | 0 | 0 | 0 | 62.2 | 60 | 40 | 32 | 4 | 7 | 27 | 0 | 47 | 5 | 0 | .249 |
| Peters, Tanner | 0 | 0 | 6.00 | 2 | 0 | 0 | 0 | 0 | 0 | 3.0 | 2 | 2 | 2 | 0 | 0 | 2 | 0 | 7 | 0 | 0 | .182 |
| Powers, Brent | 0 | 7 | 5.51 | 16 | 14 | 0 | 0 | 0 | 0 | 63.2 | 76 | 44 | 39 | 7 | 2 | 28 | 0 | 57 | 3 | 3 | .293 |
| Pudenz, Stuart | 2 | 1 | 2.59 | 19 | 0 | 0 | 0 | 0 | 1 | 31.1 | 21 | 11 | 9 | 1 | 3 | 9 | 0 | 37 | 3 | 0 | .188 |
| Ramos, Julio | 1 | 1 | 1.80 | 5 | 3 | 0 | 0 | 0 | 0 | 15.0 | 13 | 4 | 3 | 1 | 0 | 0 | 0 | 12 | 0 | 0 | .232 |
| Roberts, Sam | 0 | 1 | 0.00 | 1 | 0 | 0 | 0 | 0 | 0 | 1.0 | 1 | 2 | 0 | 1 | 0 | 0 | 0 | 1 | 0 | 0 | .200 |
| Sanburn, Nolan | 0 | 1 | 3.86 | 7 | 7 | 0 | 0 | 0 | 0 | 18.2 | 23 | 10 | 8 | 2 | 0 | 6 | 0 | 19 | 4 | 0 | .299 |
| Streich, Seth | 4 | 1 | 2.60 | 15 | 4 | 0 | 0 | 0 | 0 | 34.2 | 26 | 12 | 10 | 1 | 5 | 17 | 0 | 42 | 4 | 0 | .206 |
| Tanner, Berry | 0 | 2 | 9.00 | 4 | 0 | 0 | 0 | 0 | 0 | 5.0 | 6 | 5 | 5 | 1 | 0 | 8 | 0 | 6 | 4 | 0 | .316 |
| Vail, Tyler | 3 | 4 | 4.20 | 12 | 7 | 0 | 0 | 0 | 0 | 55.2 | 43 | 29 | 26 | 2 | 4 | 21 | 0 | 55 | 5 | 0 | .208 |
| Wunderlich, Kurt | 0 | 1 | 7.64 | 6 | 1 | 0 | 0 | 0 | 0 | 17.2 | 27 | 15 | 15 | 3 | 2 | 4 | 0 | 13 | 2 | 0 | .342 |
| Ynoa, Michael | 1 | 3 | 6.97 | 8 | 6 | 0 | 0 | 0 | 0 | 20.2 | 20 | 18 | 16 | 2 | 3 | 16 | 0 | 19 | 10 | 1 | .247 |
| Team Total | 33 | 43 | 3.65 | 76 | 76 | 0 | 4 | 15 | 20 | 660.2 | 600 | 334 | 268 | 40 | 47 | 270 | 2 | 674 | 68 | 5 | .238 |

ARIZONA

| BATTERS | AVG | G | AB | R | H | 2B | 3B | HR | RBI | SH | SF | HP | BB | IBB | SO | SB | CS | DP | SLG | OBP | E |
|---------------------|-------------|-----------|-------------|------------|------------|------------|-----------|-----------|------------|----------|-----------|-----------|------------|----------|------------|-----------|-----------|-----------|------------|------------|-----------|
| Alexander, Dayton | .256 | 14 | 39 | 8 | 10 | 3 | 0 | 1 | 8 | 1 | 0 | 0 | 10 | 0 | 11 | 4 | 1 | 1 | 410 | 408 | 0 |
| Baez, Luis | .289 | 28 | 97 | 21 | 28 | 11 | 2 | 2 | 7 | 0 | 0 | 1 | 2 | 1 | 20 | 2 | 0 | 1 | 505 | 310 | 4 |
| Boyd, B.J. | .301 | 39 | 143 | 37 | 43 | 8 | 4 | 1 | 20 | 0 | 0 | 1 | 23 | 0 | 36 | 16 | 4 | 2 | 434 | 401 | 1 |
| Contreras, Franklin | .286 | 19 | 63 | 13 | 18 | 6 | 0 | 0 | 8 | 0 | 1 | 1 | 7 | 0 | 12 | 0 | 0 | 0 | 381 | 361 | 5 |
| De La Cruz, Vicmal | .230 | 35 | 135 | 25 | 31 | 5 | 3 | 3 | 17 | 0 | 1 | 1 | 11 | 0 | 43 | 2 | 1 | 3 | 378 | 291 | 2 |
| Duinker, Shawn | .206 | 24 | 97 | 15 | 20 | 2 | 3 | 2 | 11 | 1 | 0 | 0 | 10 | 0 | 31 | 1 | 1 | 1 | 351 | 280 | 1 |
| Hillsinger, Matthew | .227 | 9 | 22 | 6 | 5 | 0 | 1 | 0 | 2 | 0 | 0 | 0 | 5 | 0 | 4 | 0 | 0 | 1 | 318 | 370 | 0 |
| Kim, Seongmin | .273 | 12 | 32 | 5 | 6 | 2 | 0 | 0 | 1 | 0 | 0 | 1 | 2 | 0 | 6 | 0 | 0 | 1 | 364 | 360 | 1 |
| Lewis, Chad | .243 | 10 | 37 | 6 | 9 | 0 | 0 | 2 | 3 | 0 | 0 | 0 | 3 | 0 | 10 | 0 | 0 | 1 | 405 | 300 | 2 |
| Martinez, Hiram | .143 | 8 | 21 | 1 | 3 | 1 | 0 | 0 | 4 | 0 | 0 | 0 | 0 | 0 | 3 | 0 | 0 | 0 | 190 | 143 | 0 |
| Mateo, Reynaldo | .400 | 19 | 75 | 20 | 30 | 8 | 2 | 5 | 27 | 0 | 5 | 1 | 5 | 0 | 18 | 1 | 0 | 0 | 760 | 419 | 2 |
| Mathews, Ryan | .250 | 21 | 60 | 7 | 15 | 7 | 2 | 1 | 12 | 0 | 1 | 0 | 5 | 0 | 10 | 3 | 0 | 0 | 483 | 303 | 0 |
| Maxwell, Bruce | .524 | 6 | 21 | 8 | 11 | 4 | 0 | 0 | 4 | 0 | 0 | 0 | 5 | 0 | 3 | 0 | 0 | 0 | 714 | 615 | 0 |
| Mercedes, Melvin | .381 | 31 | 105 | 24 | 40 | 10 | 1 | 0 | 12 | 2 | 0 | 1 | 10 | 0 | 15 | 1 | 0 | 1 | 495 | 440 | 8 |
| Nunez, Renato | .325 | 42 | 160 | 31 | 52 | 18 | 3 | 4 | 42 | 0 | 3 | 6 | 17 | 0 | 32 | 4 | 0 | 7 | 550 | 403 | 7 |
| Olson, Matthew | .282 | 46 | 177 | 29 | 50 | 16 | 1 | 8 | 41 | 0 | 2 | 2 | 16 | 1 | 46 | 0 | 0 | 5 | 520 | 345 | 3 |
| Osorio, Luis | .208 | 18 | 48 | 7 | 10 | 0 | 1 | 0 | 3 | 1 | 0 | 0 | 4 | 0 | 16 | 0 | 1 | 0 | 250 | 269 | 2 |
| Pohl, Philip | .301 | 32 | 113 | 22 | 34 | 6 | 2 | 3 | 17 | 0 | 1 | 8 | 6 | 0 | 22 | 1 | 0 | 3 | 469 | 375 | 2 |
| Powell, Herschel | .306 | 35 | 111 | 20 | 34 | 1 | 0 | 0 | 13 | 2 | 2 | 0 | 15 | 0 | 9 | 5 | 2 | 0 | 315 | 383 | 1 |
| Richard, Myrio | .182 | 4 | 11 | 3 | 2 | 1 | 0 | 1 | 1 | 0 | 0 | 0 | 0 | 0 | 1 | 0 | 0 | 0 | 545 | 182 | 0 |
| Robertson, Daniel | .297 | 29 | 101 | 25 | 30 | 10 | 2 | 4 | 22 | 1 | 4 | 5 | 16 | 0 | 15 | 2 | 0 | 3 | 554 | 405 | 9 |
| Russell, Addison | .415 | 26 | 106 | 29 | 44 | 4 | 5 | 6 | 29 | 0 | 0 | 1 | 14 | 0 | 23 | 9 | 1 | 1 | 717 | 488 | 5 |
| Soto, Michael | .282 | 32 | 103 | 18 | 29 | 9 | 2 | 4 | 23 | 0 | 2 | 0 | 7 | 0 | 25 | 1 | 0 | 2 | 524 | 321 | 4 |
| Stafford, Rhett | .211 | 6 | 19 | 1 | 4 | 1 | 0 | 0 | 3 | 0 | 0 | 0 | 2 | 0 | 5 | 1 | 0 | 1 | 263 | 286 | 2 |
| Wolfe, Christopher | .229 | 21 | 48 | 12 | 11 | 5 | 0 | 0 | 5 | 1 | 0 | 0 | 11 | 0 | 11 | 1 | 1 | 1 | 333 | 373 | 3 |
| Team Total | .294 | 54 | 1934 | 393 | 569 | 138 | 34 | 47 | 335 | 9 | 22 | 29 | 206 | 2 | 427 | 54 | 12 | 35 | 474 | 367 | 66 |

| PITCHERS | W | L | ERA | G | GS | CG | SHO | SV | SVO | IP | H | R | ER | HR | HB | BB | IBB | SO | WP | BK | AVG |
|---------------------|-----------|-----------|-------------|-----------|-----------|----------|----------|-----------|-----------|--------------|------------|------------|------------|-----------|-----------|------------|----------|------------|-----------|----------|------------|
| Azor, Jose | 2 | 1 | 3.32 | 13 | 0 | 0 | 0 | 1 | 3 | 21.2 | 19 | 11 | 8 | 0 | 1 | 13 | 0 | 13 | 5 | 0 | .247 |
| Bacus, Dakota | 3 | 0 | 1.20 | 18 | 1 | 0 | 0 | 7 | 8 | 30.0 | 12 | 4 | 4 | 0 | 0 | 5 | 0 | 35 | 2 | 0 | .121 |
| Bahramzadeh, Kayvon | 1 | 2 | 7.30 | 13 | 10 | 0 | 0 | 0 | 0 | 37.0 | 48 | 31 | 30 | 7 | 2 | 7 | 0 | 48 | 2 | 0 | .312 |
| Cruzado, Fernando | 3 | 1 | 5.52 | 17 | 2 | 0 | 0 | 0 | 0 | 29.1 | 29 | 24 | 18 | 2 | 6 | 10 | 0 | 18 | 6 | 0 | .259 |
| De Young, Derek | 0 | 0 | 13.50 | 1 | 0 | 0 | 0 | 0 | 0 | 0.2 | 1 | 1 | 1 | 0 | 0 | 2 | 0 | 1 | 1 | 0 | .500 |
| Dull, Ryan | 2 | 0 | 1.42 | 4 | 0 | 0 | 0 | 1 | 2 | 6.1 | 3 | 1 | 1 | 0 | 1 | 3 | 0 | 13 | 1 | 0 | .143 |
| Duran, Omar | 0 | 0 | 0.00 | 3 | 0 | 0 | 0 | 3 | 3 | 3.2 | 0 | 0 | 0 | 0 | 0 | 0 | 0 | 5 | 0 | 0 | .000 |
| Hall, Kristopher | 1 | 0 | 4.50 | 2 | 0 | 0 | 0 | 0 | 1 | 2.0 | 1 | 1 | 1 | 0 | 0 | 1 | 0 | 3 | 2 | 0 | .125 |
| Hansen, Derek | 2 | 1 | 4.87 | 13 | 0 | 0 | 0 | 1 | 1 | 20.1 | 24 | 12 | 11 | 1 | 0 | 10 | 0 | 24 | 7 | 2 | .286 |
| Hollstegge, Tyler | 5 | 1 | 4.86 | 19 | 0 | 0 | 0 | 0 | 0 | 33.1 | 33 | 20 | 18 | 1 | 1 | 22 | 0 | 35 | 11 | 1 | .268 |
| Johnson, Tyler | 5 | 1 | 3.33 | 14 | 0 | 0 | 0 | 1 | 1 | 27.0 | 30 | 14 | 10 | 2 | 1 | 7 | 0 | 21 | 2 | 0 | .273 |
| Kurz, Cody | 0 | 0 | 4.64 | 17 | 0 | 0 | 0 | 0 | 0 | 21.1 | 18 | 13 | 11 | 1 | 1 | 29 | 0 | 9 | 9 | 0 | .240 |
| Massey, Taylor | 1 | 0 | 3.00 | 17 | 0 | 0 | 0 | 3 | 3 | 21.0 | 19 | 9 | 7 | 3 | 1 | 8 | 0 | 27 | 3 | 0 | .238 |
| O'Connell, Colin | 0 | 0 | 0.00 | 2 | 2 | 0 | 0 | 0 | 0 | 3.0 | 4 | 0 | 0 | 0 | 0 | 0 | 0 | 3 | 0 | 0 | .333 |
| Paulino, Gregory | 4 | 4 | 5.70 | 14 | 7 | 0 | 0 | 0 | 0 | 60.0 | 75 | 41 | 38 | 6 | 4 | 16 | 0 | 56 | 5 | 1 | .306 |
| Peralta, Jensi | 0 | 0 | 9.00 | 1 | 0 | 0 | 0 | 0 | 0 | 1.0 | 1 | 1 | 1 | 0 | 0 | 0 | 0 | 1 | 1 | 0 | .333 |
| Petitti, Daniel | 1 | 0 | 4.02 | 12 | 1 | 0 | 0 | 1 | 1 | 15.2 | 12 | 10 | 7 | 0 | 0 | 7 | 0 | 29 | 3 | 0 | .203 |
| Pudenz, Stuart | 0 | 0 | 0.00 | 2 | 0 | 0 | 0 | 0 | 0 | 2.0 | 0 | 0 | 0 | 0 | 0 | 0 | 0 | 3 | 0 | 0 | .000 |
| Sosa, Lee | 1 | 2 | 4.74 | 18 | 0 | 0 | 0 | 0 | 2 | 24.2 | 15 | 14 | 13 | 0 | 2 | 22 | 0 | 29 | 8 | 0 | .170 |
| Streich, Seth | 0 | 0 | 3.38 | 2 | 0 | 0 | 0 | 0 | 0 | 2.2 | 1 | 1 | 1 | 0 | 1 | 1 | 0 | 6 | 0 | 0 | .111 |
| Thomson, Matthew | 0 | 0 | 0.00 | 1 | 1 | 0 | 0 | 0 | 0 | 1.0 | 1 | 0 | 0 | 0 | 0 | 1 | 0 | 0 | 0 | 0 | .250 |
| Torres, Jose | 3 | 1 | 4.33 | 12 | 12 | 0 | 0 | 0 | 0 | 52.0 | 52 | 29 | 25 | 2 | 2 | 29 | 1 | 41 | 3 | 2 | .264 |
| Vail, Tyler | 0 | 0 | 0.93 | 3 | 3 | 0 | 0 | 0 | 0 | 9.2 | 5 | 2 | 1 | 0 | 1 | 1 | 0 | 11 | 1 | 0 | .156 |
| Valdez, Merkin | 0 | 0 | 0.00 | 2 | 1 | 0 | 0 | 0 | 0 | 3.0 | 2 | 0 | 0 | 0 | 0 | 0 | 0 | 1 | 0 | 0 | .222 |
| Vairo, Vincent | 3 | 2 | 3.62 | 14 | 8 | 0 | 0 | 1 | 1 | 37.1 | 35 | 19 | 15 | 1 | 0 | 8 | 0 | 41 | 3 | 0 | .240 |
| Ynoa, Michael | 0 | 1 | 5.40 | 6 | 6 | 0 | 0 | 0 | 0 | 10.0 | 11 | 7 | 6 | 1 | 1 | 9 | 0 | 6 | 1 | 0 | .282 |
| Team Total | 37 | 17 | 4.24 | 54 | 54 | 0 | 2 | 19 | 26 | 475.2 | 451 | 265 | 224 | 27 | 25 | 211 | 1 | 479 | 76 | 6 | 250 |

REVIEW

DOMINICAN

| BATTERS | AVG | G | AB | R | H | 2B | 3B | HR | RBI | SH | SF | HP | B | BB | IBB | SO | SB | CS | DP | SLG | OBP | E |
|----------------------|-------------|-----------|-------------|------------|------------|-----------|-----------|-----------|------------|-----------|-----------|-----------|------------|----------|------------|-----------|-----------|-----------|-------------|-------------|------------|---|
| Chavez, Jose | .250 | 35 | 96 | 8 | 24 | 4 | 1 | 0 | 8 | 2 | 0 | 1 | 9 | 0 | 18 | 2 | 3 | 7 | .313 | .321 | 2 | |
| De La Rosa, Anderson | .239 | 59 | 197 | 37 | 47 | 12 | 5 | 4 | 30 | 2 | 5 | 8 | 22 | 0 | 48 | 1 | 1 | 3 | .411 | .332 | 2 | |
| Hernandez, Luis | .070 | 19 | 57 | 4 | 4 | 0 | 0 | 0 | 1 | 1 | 0 | 2 | 6 | 0 | 24 | 0 | 0 | 0 | .070 | .185 | 5 | |
| Ledezma, Diego | .288 | 25 | 66 | 8 | 19 | 5 | 0 | 1 | 5 | 3 | 1 | 3 | 7 | 0 | 12 | 2 | 0 | 2 | .409 | .377 | 8 | |
| Martes, Mitchell | .167 | 8 | 18 | 2 | 3 | 1 | 0 | 0 | 1 | 1 | 0 | 0 | 3 | 0 | 10 | 0 | 0 | 0 | .222 | .286 | 1 | |
| Martinez, Hiram | .205 | 16 | 44 | 1 | 9 | 0 | 0 | 0 | 5 | 0 | 4 | 0 | 0 | 0 | 5 | 2 | 3 | 0 | .205 | .188 | 5 | |
| Martinez, Robert | .273 | 15 | 33 | 4 | 9 | 2 | 0 | 0 | 5 | 1 | 0 | 2 | 8 | 0 | 16 | 1 | 2 | 0 | .333 | .442 | 0 | |
| Martinez, Wilman | .204 | 34 | 103 | 9 | 21 | 3 | 0 | 0 | 8 | 0 | 1 | 4 | 8 | 0 | 17 | 0 | 2 | 6 | .233 | .284 | 3 | |
| Munoz, Yairo | .229 | 32 | 105 | 13 | 24 | 7 | 3 | 0 | 22 | 1 | 2 | 1 | 10 | 0 | 23 | 4 | 3 | 3 | .352 | .297 | 12 | |
| Osorio, Luis | .125 | 11 | 32 | 1 | 4 | 0 | 1 | 0 | 4 | 0 | 0 | 2 | 2 | 0 | 8 | 2 | 1 | 0 | .188 | .222 | 2 | |
| Paz, Andy | .317 | 26 | 82 | 11 | 26 | 4 | 2 | 0 | 7 | 2 | 0 | 0 | 14 | 0 | 13 | 1 | 2 | 0 | .415 | .417 | 2 | |
| Penalo, Rodolfo | .225 | 53 | 173 | 27 | 39 | 5 | 5 | 1 | 11 | 4 | 0 | 4 | 25 | 2 | 27 | 17 | 6 | 1 | .329 | .337 | 3 | |
| Pimentel, Sandber | .261 | 37 | 115 | 14 | 30 | 2 | 1 | 1 | 17 | 2 | 0 | 6 | 28 | 2 | 30 | 0 | 6 | 2 | .322 | .430 | 2 | |
| Raga, Argenis | .265 | 61 | 234 | 33 | 62 | 13 | 1 | 2 | 12 | 3 | 1 | 6 | 18 | 0 | 23 | 5 | 4 | 1 | .355 | .332 | 16 | |
| Ramirez, Dionisio | .125 | 10 | 24 | 1 | 3 | 0 | 1 | 0 | 1 | 0 | 0 | 0 | 6 | 0 | 8 | 0 | 0 | 1 | .208 | .300 | 2 | |
| Rivas, Jesus | .199 | 54 | 186 | 23 | 37 | 10 | 0 | 3 | 19 | 4 | 0 | 2 | 13 | 0 | 41 | 4 | 1 | 5 | .301 | .259 | 11 | |
| Rosario, Jose | .196 | 45 | 153 | 17 | 30 | 7 | 0 | 1 | 17 | 3 | 1 | 1 | 18 | 2 | 31 | 2 | 2 | 4 | .261 | .283 | 5 | |
| Santana, Gabriel | .271 | 41 | 133 | 24 | 36 | 6 | 2 | 0 | 18 | 6 | 1 | 12 | 19 | 0 | 10 | 1 | 7 | 1 | .346 | .406 | 11 | |
| Sayegh, Jose | .105 | 31 | 76 | 1 | 8 | 3 | 0 | 0 | 4 | 0 | 2 | 4 | 5 | 0 | 26 | 0 | 3 | 2 | .145 | .195 | 0 | |
| Sosa, Alfredo | .177 | 27 | 62 | 9 | 11 | 0 | 1 | 0 | 5 | 1 | 1 | 0 | 14 | 0 | 28 | 5 | 2 | 2 | .210 | .325 | 1 | |
| Zarraga, Jonsey | .230 | 42 | 161 | 25 | 37 | 9 | 2 | 3 | 17 | 1 | 0 | 7 | 14 | 0 | 40 | 11 | 5 | 1 | .366 | .319 | 3 | |
| Team Total | .225 | 67 | 2150 | 272 | 483 | 93 | 25 | 16 | 217 | 37 | 19 | 65 | 249 | 6 | 458 | 60 | 53 | 41 | .313 | .321 | 112 | |

| PITCHERS | W | L | ERA | G | GS | CG | SHO | SV | SVO | IP | H | R | ER | HR | HB | BB | IBB | SO | WP | BK | AVG |
|------------------------|-----------|-----------|-------------|-----------|-----------|----------|----------|-----------|-----------|--------------|------------|------------|------------|-----------|-----------|------------|----------|------------|-----------|----------|-------------|
| Alejo, Yordy | 2 | 2 | 1.42 | 11 | 0 | 0 | 0 | 0 | 2 | 19.0 | 24 | 8 | 3 | 0 | 2 | 7 | 0 | 8 | 0 | 0 | .320 |
| Almonte, Eduardo | 1 | 4 | 3.25 | 17 | 0 | 0 | 0 | 2 | 4 | 36.0 | 35 | 21 | 13 | 1 | 2 | 14 | 3 | 30 | 7 | 2 | .265 |
| Benzant, Leonel | 1 | 6 | 6.30 | 14 | 10 | 0 | 0 | 1 | 2 | 40.0 | 46 | 33 | 28 | 4 | 7 | 18 | 0 | 19 | 14 | 0 | .288 |
| Cruzado, Fernando | 3 | 1 | 5.40 | 4 | 0 | 0 | 0 | 1 | 11.2 | 9 | 7 | 7 | 1 | 1 | 4 | 0 | 7 | 1 | 1 | 0 | .209 |
| Delgadillo, Yonalis | 0 | 2 | 4.09 | 7 | 0 | 0 | 0 | 1 | 1 | 11.0 | 7 | 6 | 5 | 0 | 2 | 9 | 1 | 6 | 1 | 0 | .189 |
| De Los Santos, Braulio | 0 | 0 | 27.00 | 2 | 0 | 0 | 0 | 1 | 1 | 1.2 | 3 | 5 | 5 | 0 | 0 | 3 | 0 | 2 | 0 | 0 | .375 |
| Duno, Angel | 2 | 1 | 1.82 | 19 | 2 | 0 | 0 | 4 | 7 | 39.2 | 36 | 12 | 8 | 0 | 1 | 15 | 0 | 26 | 2 | 0 | .247 |
| Ferrera, Kevin | 0 | 1 | 3.12 | 15 | 0 | 0 | 0 | 0 | 0 | 34.2 | 30 | 18 | 12 | 0 | 3 | 25 | 0 | 32 | 4 | 1 | .244 |
| Gonzalez, Darwin | 1 | 2 | 6.09 | 16 | 0 | 0 | 0 | 0 | 0 | 34.0 | 32 | 26 | 23 | 1 | 3 | 22 | 2 | 28 | 4 | 1 | .258 |
| Herrera, Ronald | 2 | 4 | 2.47 | 14 | 1 | 0 | 0 | 0 | 0 | 58.1 | 66 | 24 | 16 | 1 | 6 | 20 | 0 | 44 | 6 | 0 | .292 |
| Hoyos, Reynaldo | 1 | 2 | 3.12 | 10 | 0 | 0 | 0 | 1 | 2 | 17.1 | 9 | 8 | 6 | 0 | 2 | 15 | 0 | 12 | 3 | 0 | .173 |
| Navas, Carlos | 4 | 5 | 1.38 | 14 | 12 | 0 | 0 | 0 | 0 | 65.1 | 51 | 21 | 10 | 0 | 6 | 11 | 0 | 54 | 2 | 2 | .219 |
| Nolasco, Alex | 2 | 3 | 3.35 | 17 | 0 | 0 | 2 | 3 | 48.1 | 43 | 23 | 18 | 1 | 9 | 17 | 0 | 37 | 6 | 0 | .236 | |
| Paulino, Gregory | 0 | 0 | 3.86 | 3 | 3 | 0 | 0 | 0 | 0 | 9.1 | 8 | 4 | 4 | 0 | 0 | 2 | 0 | 6 | 2 | 0 | .229 |
| Perez, Cristhian | 4 | 4 | 1.98 | 14 | 11 | 0 | 0 | 0 | 0 | 68.1 | 64 | 22 | 15 | 1 | 3 | 9 | 0 | 46 | 3 | 1 | .254 |
| Rivas, Jesus | 0 | 0 | *** | 0 | 0 | 0 | 0 | 0 | 0 | 0.0 | 0 | 1 | 1 | 0 | 0 | 0 | 0 | 0 | 0 | 0 | 0 |
| Rosario, Robin | 0 | 0 | 1.42 | 8 | 0 | 0 | 0 | 0 | 0 | 12.2 | 5 | 2 | 2 | 0 | 0 | 8 | 0 | 6 | 0 | 0 | .132 |
| Suniaga, Elihoref | 0 | 0 | 8.10 | 2 | 0 | 0 | 0 | 0 | 0 | 3.1 | 1 | 3 | 3 | 0 | 1 | 3 | 0 | 3 | 0 | 0 | .091 |
| Torres, Jose | 0 | 0 | 0.00 | 3 | 2 | 0 | 0 | 0 | 0 | 8.2 | 6 | 3 | 0 | 0 | 0 | 3 | 0 | 7 | 1 | 0 | .188 |
| Vargas, Alejandro | 1 | 2 | 7.13 | 13 | 0 | 0 | 0 | 0 | 2 | 17.2 | 24 | 14 | 14 | 2 | 2 | 10 | 0 | 15 | 6 | 1 | .343 |
| Veliz, Victor | 2 | 2 | 4.38 | 13 | 13 | 0 | 0 | 0 | 0 | 51.1 | 60 | 30 | 25 | 3 | 2 | 13 | 0 | 35 | 4 | 1 | .293 |
| Team Total | 26 | 41 | 3.29 | 67 | 67 | 1 | 6 | 12 | 25 | 588.1 | 559 | 291 | 215 | 15 | 52 | 228 | 6 | 423 | 66 | 9 | .256 |

ORGANIZATIONAL STANDINGS

| Club | First Half | | | Second Half | | | Overall | | | |
|--------------------|------------|------|-------|-------------|------|-------|---------|------|-------|------|
| | W-L | Pos. | GB | W-L | Pos. | GB | W-L | Pos. | GB | Pct. |
| Sacramento (AAA) | — | — | — | — | — | — | 86-58 | 1st | — | .597 |
| Midland (AA) | 35-35 | 3rd | -6.0 | 29-39 | 4th | -14.0 | 64-74 | 3rd | -16.0 | .464 |
| Stockton (A) | 28-42 | 5th | -13.0 | 28-42 | 5th | -11.0 | 56-84 | 5th | -19.0 | .400 |
| Burlington (A) | 32-37 | 6th | -12.0 | 35-35 | 3rd | -13.0 | 67-72 | 6th | -11.0 | .482 |
| Vermont (Short-A) | — | — | — | — | — | — | 33-43 | 4th | -18.0 | .434 |
| Arizona (Rookie) | — | — | — | — | — | — | 37-17 | 1st | — | .685 |
| Dominican (Rookie) | — | — | — | — | — | — | 26-41 | 7th | -22.5 | .388 |

ORGANIZATIONAL LEADERS

ORGANIZATIONAL BATTING LEADERS

| BATTING AVERAGE | CLUB(S) | Avg. | G | AB | R | H | HR | RBI |
|------------------|----------|------|-----|-----|----|-----|----|-----|
| Head, Miles | MID, STO | .333 | 124 | 480 | 82 | 160 | 23 | 84 |
| Green, Grant | SAC | .296 | 125 | 524 | 73 | 155 | 15 | 75 |
| Aliotti, Anthony | MID | .292 | 123 | 455 | 72 | 133 | 10 | 76 |
| Taylor, Beau | MID, STO | .292 | 88 | 315 | 38 | 92 | 3 | 44 |
| Choice, Michael | MID | .287 | 91 | 359 | 59 | 103 | 10 | 58 |
| Taylor, Michael | SAC | .287 | 120 | 449 | 81 | 129 | 12 | 67 |
| Horton, Josh | SAC, MID | .280 | 124 | 471 | 53 | 132 | 9 | 56 |
| Thompson, Tony | STO | .276 | 95 | 344 | 48 | 95 | 11 | 49 |
| Barfield, Jeremy | MID | .272 | 128 | 482 | 67 | 131 | 13 | 64 |
| two players tied | | .268 | | | | | | |

(Minimum 313 AB)

| HITS | CLUB(S) | H | HOME RUNS | CLUB(S) | HR | RBI | CLUB(S) | RBI |
|-------------------|----------|-----|-------------------|----------|----|-------------------|----------|-----|
| Head, Miles | MID, STO | 160 | Robinson, Dusty | STO, BUR | 27 | Head, Miles | MID, STO | 84 |
| Green, Grant | SAC | 155 | Head, Miles | MID, STO | 23 | Aliotti, Anthony | MID | 76 |
| Oberacker, Chad | STO, BUR | 138 | Kirby-Jones, A.J. | STO | 21 | Green, Grant | SAC | 75 |
| Vollmuth, B.A. | STO, BUR | 138 | Whitaker, Josh | STO | 20 | Robinson, Dusty | STO, BUR | 75 |
| Aliotti, Anthony | MID | 133 | Hicks, Brandon | SAC | 18 | Vollmuth, B.A. | STO, BUR | 73 |
| Horton, Josh | SAC, MID | 132 | six players tied | | 15 | Kirby-Jones, A.J. | STO | 69 |
| Barfield, Jeremy | MID | 131 | | | | Taylor, Michael | SAC | 67 |
| Taylor, Michael | SAC | 129 | | | | Barfield, Jeremy | MID | 64 |
| Robinson, Dusty | STO, BUR | 126 | | | | Hicks, Brandon | SAC | 61 |
| Crumbliss, Conner | MID | 121 | | | | Whitaker, Josh | STO | 61 |

| RUNS SCORED | CLUB(S) | R | DOUBLES | CLUB(S) | 2B | TRIPLES | CLUB(S) | 3B |
|--------------------|----------|----|------------------|----------|----|--------------------|---------------|----|
| Crumbliss, Conner | MID | 94 | Head, Miles | MID, STO | 32 | Mitchell, Jermaine | SAC | 11 |
| Robinson, Dusty | STO, BUR | 87 | Vollmuth, B.A. | STO, BUR | 32 | Russell, Addison | BUR, VER, AZL | 9 |
| Head, Miles | MID, STO | 82 | Kirkland, Wade | BUR | 31 | Head, Miles | MID, STO | 8 |
| Vollmuth, B.A. | STO, BUR | 82 | Taylor, Michael | SAC | 31 | Oberacker, Chad | STO, BUR | 8 |
| Taylor, Michael | SAC | 81 | Oberacker, Chad | STO, BUR | 30 | Mesa, Eliezer | MID, STO, BUR | 7 |
| Oberacker, Chad | STO, BUR | 78 | Aliotti, Anthony | MID | 29 | Crumbliss, Conner | MID | 6 |
| Mitchell, Jermaine | SAC | 75 | Barfield, Jeremy | MID | 28 | Green, Grant | SAC | 6 |
| Green, Grant | SAC | 73 | Green, Grant | SAC | 28 | five players tied | | 5 |
| Aliotti, Anthony | MID | 72 | Horton, Josh | SAC, MID | 28 | | | |
| Jamieson, Sean | BUR | 71 | Hicks, Brandon | SAC | 26 | | | |

| WALKS | CLUB(S) | BB | STOLEN BASES | CLUB(S) | SB | EXTRA-BASE HITS | CLUB(S) | XBH |
|-------------------|----------|-----|--------------------|---------------|----|------------------|----------|-----|
| Crumbliss, Conner | MID | 120 | Oberacker, Chad | STO, BUR | 30 | Head, Miles | MID, STO | 63 |
| Kirby-Jones, A.J. | STO | 86 | Jamieson, Sean | BUR | 25 | Oberacker, Chad | STO, BUR | 53 |
| Taylor, Michael | SAC | 86 | Mesa, Eliezer | MID, STO, BUR | 25 | Robinson, Dusty | STO, BUR | 52 |
| Aliotti, Anthony | MID | 68 | Crumbliss, Conner | MID | 24 | Green, Grant | SAC | 49 |
| Peterson, Shane | SAC, MID | 67 | Taylor, Michael | SAC | 18 | Hicks, Brandon | SAC | 47 |
| Barton, Daric | SAC | 66 | Crocker, Bobby | BUR | 17 | Vollmuth, B.A. | STO, BUR | 47 |
| Jamieson, Sean | BUR | 66 | Penalo, Rodolfo | DSL | 17 | Taylor, Michael | SAC | 44 |
| Shipman, Aaron | BUR | 60 | Boyd, B.J. | AZL | 16 | Barfield, Jeremy | MID | 42 |
| Dixon, Rashun | STO, BUR | 59 | Russell, Addison | BUR, VER, AZL | 16 | Kirkland, Wade | BUR | 42 |
| Vollmuth, B.A. | STO, BUR | 56 | Mitchell, Jermaine | SAC | 15 | Horton, Josh | SAC, MID | 41 |

| TOTAL BASES | CLUB(S) | TB | SLUGGING PCT. | CLUB(S) | SLG | ON-BASE PCT. | CLUB(S) | OBP |
|------------------|----------|-----|-------------------|----------|------|-------------------|----------|------|
| Head, Miles | MID, STO | 277 | Head, Miles | MID, STO | .577 | Crumbliss, Conner | MID | .414 |
| Green, Grant | SAC | 240 | Hicks, Brandon | SAC | .506 | Taylor, Michael | SAC | .405 |
| Robinson, Dusty | STO, BUR | 236 | Whitaker, Josh | STO | .472 | Head, Miles | MID, STO | .391 |
| Oberacker, Chad | STO, BUR | 229 | Stassi, Max | STO | .468 | Aliotti, Anthony | MID | .385 |
| Vollmuth, B.A. | STO, BUR | 214 | Kirby-Jones, A.J. | STO | .461 | Kirby-Jones, A.J. | STO | .382 |
| Barfield, Jeremy | MID | 200 | Green, Grant | SAC | .458 | Taylor, Beau | MID, STO | .372 |
| Taylor, Michael | SAC | 198 | Robinson, Dusty | STO, BUR | .448 | Choice, Michael | MID | .356 |
| Horton, Josh | SAC, MID | 195 | Oberacker, Chad | STO, BUR | .443 | Hicks, Brandon | SAC | .350 |
| Aliotti, Anthony | MID | 194 | Thompson, Tony | STO | .442 | Horton, Josh | SAC, MID | .349 |
| two players tied | | 184 | Taylor, Michael | SAC | .441 | Crocker, Bobby | BUR | .347 |

ORGANIZATIONAL PITCHING LEADERS

| EARNED RUN AVERAGE | CLUB(S) | W-L | ERA | IP | H | BB | SO |
|--------------------|----------|-------|------|-------|-----|----|-----|
| Straily, Dan | SAC, MID | 9-7 | 2.78 | 152.0 | 110 | 42 | 190 |
| Griffin, A.J. | SAC, MID | 7-3 | 2.82 | 102.0 | 79 | 18 | 91 |
| Walz, T.J. | STO | 7-6 | 3.16 | 99.2 | 84 | 36 | 112 |
| Granier, Drew | BUR | 11-10 | 3.21 | 162.2 | 149 | 53 | 167 |
| Godfrey, Graham | SAC | 9-2 | 3.29 | 104.0 | 98 | 26 | 60 |
| Bowman, Josh | MID, STO | 6-11 | 3.68 | 151.2 | 164 | 35 | 130 |
| Cole, A.J. | STO, BUR | 6-10 | 3.70 | 133.2 | 138 | 29 | 133 |
| Banwart, Travis | SAC | 9-5 | 3.85 | 128.2 | 132 | 37 | 99 |
| Murphy, Sean | STO, BUR | 11-12 | 3.91 | 133.0 | 81 | 52 | 159 |
| Billings, Bruce | SAC, MID | 9-6 | 3.95 | 139.0 | 130 | 43 | 120 |

(Minimum 93 IP)

| WINS | CLUB(S) | W | SAVES | CLUB(S) | SV | COMPLETE GAMES | CLUB(S) | CG |
|-------------------|----------|----|------------------|----------|----|-----------------|----------|----|
| Peacock, Brad | SAC | 12 | Thornton, Zach | STO | 16 | Griffin, A.J. | SAC, MID | 2 |
| Granier, Drew | BUR | 11 | Ortiz, Jonathan | MID | 15 | Granier, Drew | BUR | 1 |
| Murphy, Sean | STO, BUR | 11 | Joseph, Jonathan | STO, BUR | 12 | Gray, Sonny | SAC, MID | 1 |
| Daley, Gary | MID | 10 | Macias, Jose | BUR | 9 | Herrera, Ronald | DSL | 1 |
| Banwart, Travis | SAC | 9 | Scribner, Evan | SAC | 8 | Ross, Tyson | SAC | 1 |
| Billings, Bruce | SAC, MID | 9 | Bacus, Dakota | AZL | 7 | Treinen, Blake | STO | 1 |
| Godfrey, Graham | SAC | 9 | Miller, Jim | SAC | 6 | | | |
| Hernandez, Carlos | SAC, MID | 9 | four player tied | | 5 | | | |
| Straily, Dan | SAC, MID | 9 | | | | | | |
| four players tied | | 7 | | | | | | |

| INNINGS PITCHED | CLUB(S) | IP | STRIKEOUTS | CLUB(S) | SO |
|-----------------|----------|-------|-----------------|----------|-----|
| Granier, Drew | BUR | 162.2 | Straily, Dan | SAC, MID | 190 |
| Murphy, Sean | STO, BUR | 159.0 | Granier, Drew | BUR | 167 |
| Gray, Sonny | SAC, MID | 152.0 | Murphy, Sean | STO, BUR | 159 |
| Straily, Dan | SAC, MID | 152.0 | Peacock, Brad | SAC | 139 |
| Bowman, Josh | MID, STO | 151.2 | Cole, A.J. | STO, BUR | 133 |
| Smith, Murphy | MID | 140.0 | Bowman, Josh | MID, STO | 130 |
| Billings, Bruce | SAC, MID | 139.0 | Billings, Bruce | SAC, MID | 120 |
| Peacock, Brad | SAC | 134.2 | Walz, T.J. | STO | 112 |
| Cole, A.J. | STO, BUR | 133.2 | Haviland, Shawn | MID | 104 |
| Brown, Jacob | STO | 133.1 | Castro, Fabio | SAC, MID | 100 |

ALL-TIME POSTSEASON RESULTS

AMERICAN LEAGUE DIVISION SERIES

| 1981 | Date | Site | W/L | Score | Winner | Loser | Save | Attendance |
|------|------|----------------|-----|-------|----------|---------|-------|------------|
| 1 | 10/6 | at Kansas City | W | 4-0 | NORRIS | LEONARD | | 40,592 |
| 2 | 10/7 | at Kansas City | W | 2-1 | McCATTY | Jones | | 40,274 |
| 3 | 10/8 | at Oakland | W | 4-1 | Langford | Gura | Beard | 40,002 |

| 2000 | Date | Site | W/L | Score | Winner | Loser | Save | Attendance |
|------|------|-------------|-----|-------|-----------|---------|--------------|------------|
| 1 | 10/3 | at Oakland | W | 5-3 | Heredia | Clemens | Isringhausen | 47,360 |
| 2 | 10/4 | at Oakland | L | 0-4 | Pettitte | Appier | Rivera | 47,860 |
| 3 | 10/6 | at New York | L | 2-4 | Hernandez | HUDSON | Rivera | 56,606 |
| 4 | 10/7 | at New York | W | 11-1 | Zito | Clemens | | 56,915 |
| 5 | 10/8 | at Oakland | L | 5-7 | Stanton | Heredia | Rivera | 41,170 |

| 2001 | Date | Site | W/L | Score | Winner | Loser | Save | Attendance |
|------|-------|-------------|-----|-------|-----------|----------|--------------|------------|
| 1 | 10/10 | at New York | W | 5-3 | Mulder | Clemens | Isringhausen | 56,697 |
| 2 | 10/11 | at New York | W | 2-0 | Hudson | Pettitte | Isringhausen | 56,684 |
| 3 | 10/13 | at Oakland | L | 0-1 | Mussina | Zito | Rivera | 55,861 |
| 4 | 10/14 | at Oakland | L | 2-9 | Hernandez | Lidle | | 43,681 |
| 5 | 10/15 | at New York | L | 3-5 | Stanton | Mulder | Rivera | 56,642 |

| 2002 | Date | Site | W/L | Score | Winner | Loser | Save | Attendance |
|------|------|--------------|-----|-------|--------|--------|----------|------------|
| 1 | 10/1 | at Oakland | L | 5-7 | Radke | Lilly | Guardado | 34,853 |
| 2 | 10/2 | at Oakland | W | 9-1 | Mulder | Mays | | 31,953 |
| 3 | 10/4 | at Minnesota | W | 6-3 | Zito | Reed | Koch | 55,932 |
| 4 | 10/5 | at Minnesota | L | 2-11 | Milton | Hudson | | 55,960 |
| 5 | 10/6 | at Oakland | L | 4-5 | Radke | Mulder | | 32,146 |

| 2003 | Date | Site | W/L | Score | Winner | Loser | Save | Attendance |
|------|------|------------|-----|----------|------------|-----------|------|------------|
| 1 | 10/1 | at Oakland | W | 5-4 (12) | Harden | Lowe | | 50,606 |
| 2 | 10/2 | at Oakland | W | 5-1 | Zito | Wakefield | | 36,305 |
| 3 | 10/4 | at Boston | L | 1-3 (11) | Williamson | Harden | | 35,460 |
| 4 | 10/5 | at Boston | L | 4-5 | Williamson | Foulke | | 35,048 |
| 5 | 10/6 | at Oakland | L | 3-4 | Martinez | Zito | Lowe | 49,397 |

| 2006 | Date | Site | W/L | Score | Winner | Loser | Save | Attendance |
|------|------|--------------|-----|-------|--------|---------|--------|------------|
| 1 | 10/3 | at Minnesota | W | 3-2 | Zito | Santana | Street | 55,542 |
| 2 | 10/4 | at Minnesota | W | 5-2 | Calero | Neshek | Street | 55,710 |
| 3 | 10/6 | Minnesota | W | 8-3 | Haren | Radke | | 35,694 |

AMERICAN LEAGUE CHAMPIONSHIP SERIES

| 1971 | Date | Site | W/L | Score | Winner | Loser | Save | Attendance |
|------|------|--------------|-----|-------|---------|--------|------|------------|
| 1 | 10/3 | at Baltimore | L | 3-5 | McNally | Blue | Watt | 42,621 |
| 2 | 10/4 | at Baltimore | L | 1-5 | CUELLAR | HUNTER | | 35,003 |
| 3 | 10/5 | at Oakland | L | 3-5 | PALMER | Segui | | 33,176 |

| 1972 | Date | Site | W/L | Score | Winner | Loser | Save | Attendance |
|------|-------|------------|-----|----------|---------|----------|------|------------|
| 1 | 10/7 | at Oakland | W | 3-2 (11) | Fingers | Lolich | | 29,536 |
| 2 | 10/8 | at Oakland | W | 5-0 | ODOM | Fryman | | 31,088 |
| 3 | 10/10 | at Detroit | L | 0-3 | COLEMAN | Holtzman | | 41,156 |
| 4 | 10/11 | at Detroit | L | 3-4 (10) | Hiller | Horlen | | 37,615 |
| 5 | 10/12 | at Detroit | W | 2-1 | Odom | Fryman | Blue | 50,276 |

| 1973 | Date | Site | W/L | Score | Winner | Loser | Save | Attendance |
|------|-------|--------------|-----|----------|----------|-----------|---------|------------|
| 1 | 10/6 | at Baltimore | L | 0-6 | PALMER | Blue | | 41,279 |
| 2 | 10/7 | at Baltimore | W | 6-3 | Hunter | McNally | Fingers | 48,425 |
| 3 | 10/9 | at Oakland | W | 2-1 (11) | HOLTZMAN | CUELLAR | | 34,467 |
| 4 | 10/10 | at Oakland | L | 4-5 | Jackson | Fingers | | 27,497 |
| 5 | 10/11 | at Oakland | W | 3-0 | HUNTER | Alexander | | 24,265 |

| 1974 | Date | Site | W/L | Score | Winner | Loser | Save | Attendance |
|------|------|--------------|-----|-------|----------|---------|---------|------------|
| 1 | 10/5 | at Oakland | L | 3-6 | Cuellar | Hunter | | 41,609 |
| 2 | 10/6 | at Oakland | W | 5-0 | HOLTZMAN | McNally | | 42,810 |
| 3 | 10/8 | at Baltimore | W | 1-0 | BLUE | PALMER | | 32,060 |
| 4 | 10/9 | at Baltimore | W | 2-1 | Hunter | Cuellar | Fingers | 28,136 |

| 1975 | Date | Site | W/L | Score | Winner | Loser | Save | Attendance |
|---------------------|-------------|-----------------|------------|--------------|---------------|--------------|-------------|-------------------|
| 1 | 10/4 | at Boston | L | 1-7 | TIANT | Holtzman | | 35,578 |
| 2 | 10/5 | at Boston | L | 3-6 | Moret | Fingers | Drago | 35,578 |
| 3 | 10/7 | at Oakland | L | 3-5 | Wise | Holtzman | Drago | 49,358 |
| 1981 | Date | Site | W/L | Score | Winner | Loser | Save | Attendance |
| 1 | 10/13 | at New York | L | 1-3 | John | Norris | Gossage | 55,740 |
| 2 | 10/14 | at New York | L | 3-13 | Frazier | McCatty | | 48,497 |
| 3 | 10/15 | at Oakland | L | 0-4 | Righetti | Keough | | 47,302 |
| 1988 | Date | Site | W/L | Score | Winner | Loser | Save | Attendance |
| 1 | 10/5 | at Boston | W | 2-1 | Honeycutt | HURST | Eckersley | 34,104 |
| 2 | 10/6 | at Boston | W | 4-3 | Nelson | Smith | Eckersley | 34,605 |
| 3 | 10/8 | at Oakland | W | 10-6 | Nelson | Boddicker | Eckersley | 49,261 |
| 4 | 10/9 | at Oakland | W | 4-1 | Stewart | Hurst | Eckersley | 49,406 |
| 1989 | Date | Site | W/L | Score | Winner | Loser | Save | Attendance |
| 1 | 10/3 | at Oakland | W | 7-3 | Stewart | Stieb | | 49,435 |
| 2 | 10/4 | at Oakland | W | 6-3 | Moore | Stottlemyre | Eckersley | 49,444 |
| 3 | 10/6 | at Toronto | L | 3-7 | Key | Davis | | 50,268 |
| 4 | 10/7 | at Toronto | W | 6-5 | Welch | Flanagan | Eckersley | 50,076 |
| 5 | 10/8 | at Toronto | W | 4-3 | Stewart | Stieb | Eckersley | 50,024 |
| 1990 | Date | Site | W/L | Score | Winner | Loser | Save | Attendance |
| 1 | 10/6 | at Boston | W | 9-1 | Stewart | Andersen | | 35,192 |
| 2 | 10/7 | at Boston | W | 4-1 | Welch | Harris | Eckersley | 35,070 |
| 3 | 10/9 | at Oakland | W | 4-1 | Moore | BODDICKER | Eckersley | 49,026 |
| 4 | 10/10 | at Oakland | W | 3-1 | Stewart | Clemens | Honeycutt | 49,052 |
| 1992 | Date | Site | W/L | Score | Winner | Loser | Save | Attendance |
| 1 | 10/7 | at Toronto | W | 4-3 | Russell | MORRIS | Eckersley | 51,039 |
| 2 | 10/8 | at Toronto | L | 1-3 | Cone | Moore | Henke | 51,114 |
| 3 | 10/10 | at Oakland | L | 5-7 | Guzman | Darling | Henke | 46,911 |
| 4 | 10/11 | at Oakland | L | 6-7 (11) | Ward | Downs | Henke | 47,732 |
| 5 | 10/12 | at Oakland | W | 6-2 | STEWART | Cone | | 44,955 |
| 6 | 10/14 | at Toronto | L | 2-9 | Guzman | Moore | | 51,335 |
| 2006 | Date | Site | W/L | Score | Winner | Loser | Save | Attendance |
| 1 | 10/10 | Detroit | L | 1-5 | Robertson | Zito | | 35,655 |
| 2 | 10/11 | Detroit | L | 5-8 | Verlander | Loaiza | Jones | 36,168 |
| 3 | 10/13 | at Detroit | L | 0-3 | Rogers | Harden | Jones | 41,669 |
| 4 | 10/14 | at Detroit | L | 3-6 | Ledezma | Street | | 42,967 |
| WORLD SERIES | | | | | | | | |
| 1905 | Date | Site | W/L | Score | Winner | Loser | Save | Attendance |
| 1 | 10/9 | at Philadelphia | L | 0-3 | MATHEWSON | PLANK | | 17,955 |
| 2 | 10/10 | at New York | W | 3-0 | BENDER | McGinnity | | 24,992 |
| 3 | 10/12 | at Philadelphia | L | 0-9 | MATHEWSON | COAKLEY | | 10,991 |
| 4 | 10/13 | at New York | L | 0-1 | McGINNITY | PLANK | | 13,598 |
| 5 | 10/14 | at New York | L | 0-2 | MATHEWSON | BENDER | | 24,187 |
| 1910 | Date | Site | W/L | Score | Winner | Loser | Save | Attendance |
| 1 | 10/17 | at Philadelphia | W | 4-1 | BENDER | Overall | | 26,891 |
| 2 | 10/18 | at Philadelphia | W | 9-3 | COOMBS | Brown | | 24,597 |
| 3 | 10/20 | at Chicago | W | 12-5 | COOMBS | McIntire | | 26,210 |
| 4 | 10/22 | at Chicago | L | 3-4 (10) | Brown | BENDER | | 19,150 |
| 5 | 10/23 | at Chicago | W | 7-2 | COOMBS | BROWN | | 27,374 |
| 1911 | Date | Site | W/L | Score | Winner | Loser | Save | Attendance |
| 1 | 10/14 | at New York | L | 1-2 | MATHEWSON | BENDER | | 38,281 |
| 2 | 10/16 | at Philadelphia | W | 3-1 | PLANK | Marquard | | 26,286 |
| 3 | 10/17 | at New York | W | 3-2 (11) | COOMBS | MATHEWSON | | 37,216 |
| 4 | 10/24 | at Philadelphia | W | 4-2 | BENDER | Mathewson | | 24,355 |
| 5 | 10/25 | at New York | L | 3-4 (10) | Crandall | Plank | | 33,228 |
| 6 | 10/26 | at Philadelphia | W | 13-2 | BENDER | Ames | | 20,485 |

All-Time Postseason Results, continued

| 1913 | Date | Site | W/L | Score | Winner | Loser | Save | Attendance |
|------|-------|-----------------|-----|-----------|------------|-------------|------------|------------|
| 1 | 10/7 | at New York | W | 6-4 | BENDER | Marquard | | 36,291 |
| 2 | 10/8 | at Philadelphia | L | 0-3 (10) | MATHEWSON | PLANK | | 20,563 |
| 3 | 10/9 | at New York | W | 8-2 | BUSH | Tesreau | | 36,896 |
| 4 | 10/10 | at Philadelphia | W | 6-5 | BENDER | Demaree | | 20,568 |
| 5 | 10/11 | at New York | W | 3-1 | PLANK | MATHEWSON | | 36,632 |
| 1914 | Date | Site | W/L | Score | Winner | Loser | Save | Attendance |
| 1 | 10/9 | at Philadelphia | L | 1-7 | RUDOLPH | Bender | | 20,562 |
| 2 | 10/10 | at Philadelphia | L | 0-1 | JAMES | PLANK | | 20,562 |
| 3 | 10/12 | at Boston | L | 4-5 (12) | James | BUSH | | 35,520 |
| 4 | 10/13 | at Boston | L | 1-3 | RUDOLPH | Shawkey | | 34,365 |
| 1929 | Date | Site | W/L | Score | Winner | Loser | Save | Attendance |
| 1 | 10/8 | at Chicago | W | 3-1 | EHMKE | Root | | 50,740 |
| 2 | 10/9 | at Chicago | W | 9-3 | Earnshaw | Malone | | 49,987 |
| 3 | 10/11 | at Philadelphia | L | 1-3 | BUSH | EARNSHAW | | 29,921 |
| 4 | 10/12 | at Philadelphia | W | 10-8 | Rommel | Blake | | 29,921 |
| 5 | 10/14 | at Philadelphia | W | 3-2 | Walberg | MALONE | | 29,921 |
| 1930 | Date | Site | W/L | Score | Winner | Loser | Save | Attendance |
| 1 | 10/1 | at Philadelphia | W | 5-2 | GROVE | GRIMES | | 32,295 |
| 2 | 10/2 | at Philadelphia | W | 6-1 | EARNSHAW | Rhem | | 32,295 |
| 3 | 10/4 | at St. Louis | L | 0-5 | HALLAHAN | Walberg | | 36,944 |
| 4 | 10/5 | at St. Louis | L | 1-3 | HAINES | GROVE | | 39,946 |
| 5 | 10/6 | at St. Louis | W | 2-0 | Grove | GRIMES | | 38,844 |
| 6 | 10/8 | at Philadelphia | W | 7-1 | EARNSHAW | Hallahan | | 32,295 |
| 1931 | Date | Site | W/L | Score | Winner | Loser | Save | Attendance |
| 1 | 10/1 | at St. Louis | W | 6-2 | GROVE | Derringer | | 38,529 |
| 2 | 10/2 | at St. Louis | L | 0-2 | HALLAHAN | EARNSHAW | | 35,947 |
| 3 | 10/5 | at Philadelphia | L | 2-5 | GRIMES | Grove | | 32,295 |
| 4 | 10/6 | at Philadelphia | W | 3-0 | EARNSHAW | Johnson | | 32,295 |
| 5 | 10/7 | at Philadelphia | L | 1-5 | HALLAHAN | Hoyt | | 32,295 |
| 6 | 10/9 | at St. Louis | W | 8-1 | GROVE | Derringer | | 39,401 |
| 7 | 10/10 | at St. Louis | L | 2-4 | Grimes | Earnshaw | | 20,805 |
| 1972 | Date | Site | W/L | Score | Winner | Loser | Save | Attendance |
| 1 | 10/14 | at Cincinnati | W | 3-2 | Holtzman | Nolan | Blue | 52,918 |
| 2 | 10/15 | at Cincinnati | W | 2-1 | Hunter | Grimsley | Fingers | 53,244 |
| 3 | 10/18 | at Oakland | L | 0-1 | Billingham | Odom | Carroll | 49,410 |
| 4 | 10/19 | at Oakland | W | 3-2 | Fingers | Carroll | | 49,410 |
| 5 | 10/20 | at Oakland | L | 4-5 | Grimsley | Fingers | Billingham | 49,410 |
| 6 | 10/21 | at Cincinnati | L | 1-8 | Grimsley | Blue | Hall | 52,737 |
| 7 | 10/22 | at Cincinnati | W | 3-2 | Hunter | Borbon | Fingers | 56,040 |
| 1973 | Date | Site | W/L | Score | Winner | Loser | Save | Attendance |
| 1 | 10/13 | at Oakland | W | 2-1 | Holtzman | Matlack | Knowles | 46,021 |
| 2 | 10/14 | at Oakland | L | 7-10 (12) | McGraw | Fingers | Stone | 49,151 |
| 3 | 10/16 | at New York | W | 3-2 (11) | Lindblad | Parker | Fingers | 54,817 |
| 4 | 10/17 | at New York | L | 1-6 | Matlack | Holtzman | Sadecki | 54,817 |
| 5 | 10/18 | at New York | L | 0-2 | Koosman | Blue | McGraw | 54,817 |
| 6 | 10/20 | at Oakland | W | 3-1 | Hunter | Seaver | Fingers | 49,333 |
| 7 | 10/21 | at Oakland | W | 5-2 | Holtzman | Matlack | Knowles | 49,333 |
| 1974 | Date | Site | W/L | Score | Winner | Loser | Save | Attendance |
| 1 | 10/12 | at Los Angeles | W | 3-2 | Fingers | Messersmith | Hunter | 55,974 |
| 2 | 10/13 | at Los Angeles | L | 2-3 | Sutton | Blue | Marshall | 55,989 |
| 3 | 10/15 | at Oakland | W | 3-2 | Hunter | Downing | | 49,347 |
| 4 | 10/16 | at Oakland | W | 5-2 | Holtzman | Messersmith | Fingers | 49,347 |
| 5 | 10/17 | at Oakland | W | 3-2 | Odom | Marshall | Fingers | 49,347 |

| 1988 | Date | Site | W/L | Score | Winner | Loser | Save | Attendance |
|------|-------|------------------|-----|----------|-----------|-----------|-----------|------------|
| 1 | 10/15 | at Los Angeles | L | 4-5 | Pena | Eckersley | | 55,983 |
| 2 | 10/16 | at Los Angeles | L | 0-6 | HERSHISER | Davis | | 56,051 |
| 3 | 10/18 | at Oakland | W | 2-1 | Honeycutt | Howell | | 49,316 |
| 4 | 10/19 | at Oakland | L | 3-4 | Belcher | Stewart | Howell | 49,317 |
| 5 | 10/20 | at Oakland | L | 2-5 | HERSHISER | Davis | | 49,317 |
| 1989 | Date | Site | W/L | Score | Winner | Loser | Save | Attendance |
| 1 | 10/14 | at Oakland | W | 5-0 | STEWART | Garrelts | | 49,385 |
| 2 | 10/15 | at Oakland | W | 5-1 | Moore | Reuschel | | 49,388 |
| 3 | 10/27 | at San Francisco | W | 13-7 | Stewart | Garrelts | | 62,038 |
| 4 | 10/28 | at San Francisco | W | 9-6 | Moore | Robinson | Eckersley | 62,032 |
| 1990 | Date | Site | W/L | Score | Winner | Loser | Save | Attendance |
| 1 | 10/16 | at Cincinnati | L | 0-7 | Rijo | Stewart | | 55,830 |
| 2 | 10/17 | at Cincinnati | L | 4-5 (10) | Dibble | Eckersley | | 55,832 |
| 3 | 10/19 | at Oakland | L | 3-8 | Browning | Moore | | 48,269 |
| 4 | 10/20 | at Oakland | L | 1-2 | Rijo | STEWART | Myers | 48,613 |

Capitals denote complete game.

POSTSEASON TEAM TOTALS

AMERICAN LEAGUE DIVISION SERIES

| Year | AVG. | G | AB | R | H | TB | 2B | 3B | HR | RBI | SH | SF | HP | BB | IBB | SO | SB | CS | DP | E | SLG | OBP |
|---------------|-------------|-----------|------------|------------|------------|------------|-----------|----------|-----------|-----------|----------|----------|-----------|-----------|----------|------------|-----------|----------|-----------|-----------|-------------|-------------|
| 1981 | .253 | 3 | 99 | 10 | 25 | 39 | 5 | 0 | 3 | 9 | 3 | 0 | 0 | 6 | 0 | 10 | 2 | 2 | 1 | 3 | .394 | .295 |
| 2000 | .263 | 5 | 167 | 23 | 44 | 59 | 9 | 0 | 2 | 22 | 1 | 2 | 2 | 19 | 1 | 31 | 3 | 0 | 6 | 5 | .353 | .342 |
| 2001 | .247 | 5 | 174 | 12 | 43 | 70 | 13 | 1 | 4 | 11 | 0 | 2 | 3 | 11 | 1 | 31 | 3 | 0 | 3 | 6 | .402 | .300 |
| 2002 | .288 | 5 | 184 | 26 | 53 | 92 | 13 | 1 | 8 | 25 | 0 | 1 | 1 | 12 | 1 | 34 | 1 | 0 | 2 | 3 | .500 | .333 |
| 2003 | .213 | 5 | 178 | 18 | 38 | 51 | 8 | 1 | 1 | 15 | 1 | 0 | 4 | 21 | 2 | 37 | 3 | 0 | 0 | 5 | .287 | .310 |
| 2006 | .245 | 3 | 106 | 16 | 26 | 50 | 9 | 0 | 5 | 15 | 0 | 0 | 0 | 6 | 1 | 19 | 0 | 0 | 2 | 1 | .472 | .286 |
| Totals | .252 | 26 | 908 | 105 | 229 | 361 | 57 | 3 | 23 | 97 | 5 | 5 | 10 | 75 | 6 | 162 | 12 | 2 | 14 | 23 | .398 | .315 |

| Year | W | L | ERA | G | GS | CG | GF | SHO | SV | IP | H | R | ER | HR | HB | BB | IBB | SO | WP | BK | AVG. |
|---------------|-----------|-----------|-------------|-----------|-----------|----------|-----------|----------|----------|--------------|------------|-----------|-----------|-----------|----------|-----------|----------|------------|----------|----------|-------------|
| 1981 | 3 | 0 | 0.67 | 3 | 3 | 2 | 1 | 1 | 1 | 27.0 | 20 | 2 | 2 | 0 | 0 | 7 | 0 | 11 | 0 | 0 | .204 |
| 2000 | 2 | 3 | 3.48 | 5 | 5 | 1 | 4 | 0 | 1 | 44.0 | 41 | 19 | 17 | 1 | 1 | 16 | 2 | 35 | 0 | 0 | .244 |
| 2001 | 2 | 3 | 2.86 | 5 | 5 | 0 | 5 | 1 | 2 | 44.0 | 40 | 18 | 14 | 3 | 4 | 11 | 0 | 29 | 0 | 0 | .241 |
| 2002 | 2 | 3 | 4.09 | 5 | 5 | 0 | 5 | 0 | 1 | 44.0 | 52 | 27 | 20 | 5 | 2 | 14 | 1 | 42 | 4 | 0 | .291 |
| 2003 | 2 | 3 | 2.98 | 5 | 5 | 0 | 5 | 0 | 0 | 48.1 | 38 | 17 | 16 | 8 | 2 | 18 | 5 | 39 | 1 | 0 | .211 |
| 2006 | 3 | 0 | 2.33 | 3 | 3 | 0 | 3 | 0 | 2 | 27.0 | 26 | 7 | 7 | 5 | 0 | 6 | 0 | 11 | 0 | 0 | .257 |
| Totals | 14 | 12 | 2.92 | 26 | 26 | 3 | 23 | 2 | 7 | 234.1 | 217 | 90 | 76 | 22 | 9 | 72 | 8 | 167 | 5 | 0 | .243 |

AMERICAN LEAGUE CHAMPIONSHIP SERIES

| Year | AVG. | G | AB | R | H | TB | 2B | 3B | HR | RBI | SH | SF | HP | BB | IBB | SO | SB | CS | DP | E | SLG | OBP |
|---------------|-------------|-----------|-------------|------------|------------|------------|-----------|----------|-----------|------------|-----------|-----------|-----------|------------|-----------|------------|-----------|-----------|-----------|-----------|-------------|-------------|
| 1971 | .229 | 3 | 96 | 7 | 22 | 41 | 8 | 1 | 3 | 7 | 2 | 0 | 0 | 5 | 0 | 16 | 0 | 3 | 3 | 0 | .427 | .267 |
| 1972 | .224 | 5 | 170 | 13 | 38 | 49 | 8 | 0 | 1 | 10 | 4 | 1 | 3 | 12 | 0 | 35 | 7 | 2 | 2 | 3 | .288 | .285 |
| 1973 | .200 | 5 | 160 | 15 | 32 | 54 | 5 | 1 | 5 | 15 | 4 | 1 | 2 | 17 | 3 | 39 | 3 | 1 | 2 | 4 | .338 | .283 |
| 1974 | .183 | 4 | 120 | 11 | 22 | 37 | 4 | 1 | 3 | 11 | 2 | 1 | 1 | 22 | 3 | 16 | 3 | 3 | 3 | 2 | .308 | .313 |
| 1975 | .194 | 3 | 98 | 7 | 19 | 28 | 6 | 0 | 1 | 7 | 0 | 0 | 0 | 9 | 0 | 14 | 0 | 0 | 2 | 6 | .286 | .262 |
| 1981 | .222 | 3 | 99 | 4 | 22 | 28 | 4 | 1 | 0 | 4 | 0 | 0 | 0 | 6 | 1 | 23 | 2 | 0 | 6 | 4 | .283 | .267 |
| 1988 | .299 | 4 | 137 | 20 | 41 | 70 | 8 | 0 | 7 | 20 | 0 | 1 | 0 | 10 | 3 | 35 | 1 | 3 | 1 | 3 | .511 | .345 |
| 1989 | .272 | 5 | 158 | 26 | 43 | 75 | 9 | 1 | 7 | 23 | 3 | 2 | 1 | 20 | 0 | 32 | 13 | 3 | 2 | 3 | .475 | .354 |
| 1990 | .299 | 4 | 127 | 20 | 38 | 42 | 4 | 0 | 0 | 18 | 4 | 3 | 4 | 19 | 2 | 21 | 9 | 3 | 5 | 1 | .331 | .399 |
| 1992 | .251 | 6 | 207 | 24 | 52 | 71 | 5 | 1 | 4 | 23 | 3 | 2 | 1 | 24 | 2 | 33 | 16 | 2 | 5 | 7 | .343 | .329 |
| 2006 | .221 | 4 | 131 | 9 | 29 | 48 | 7 | 0 | 4 | 9 | 0 | 0 | 1 | 14 | 0 | 28 | 0 | 0 | 7 | 3 | .366 | .301 |
| Totals | .238 | 46 | 1503 | 156 | 358 | 543 | 68 | 6 | 35 | 147 | 22 | 11 | 13 | 158 | 14 | 292 | 54 | 20 | 38 | 36 | .361 | .314 |

| Year | W | L | ERA | G | GS | CG | GF | SHO | SV | IP | H | R | ER | HR | HB | BB | IBB | SO | WP | BK | AVG. |
|---------------|-----------|-----------|-------------|-----------|-----------|----------|-----------|----------|-----------|--------------|------------|------------|------------|-----------|----------|------------|-----------|------------|-----------|----------|-------------|
| 1971 | 0 | 3 | 5.40 | 3 | 3 | 1 | 2 | 0 | 0 | 25.0 | 26 | 15 | 15 | 4 | 0 | 13 | 2 | 22 | 1 | 0 | .274 |
| 1972 | 3 | 2 | 1.76 | 5 | 5 | 1 | 4 | 1 | 1 | 46.0 | 32 | 10 | 9 | 4 | 0 | 13 | 2 | 25 | 2 | 0 | .198 |
| 1973 | 3 | 2 | 2.74 | 5 | 5 | 2 | 3 | 1 | 1 | 46.0 | 36 | 15 | 14 | 3 | 2 | 16 | 1 | 25 | 1 | 0 | .211 |
| 1974 | 3 | 1 | 1.75 | 4 | 4 | 2 | 2 | 2 | 1 | 36.0 | 22 | 7 | 7 | 3 | 0 | 5 | 0 | 20 | 0 | 0 | .177 |
| 1975 | 0 | 3 | 4.32 | 3 | 3 | 0 | 3 | 0 | 0 | 25.0 | 31 | 18 | 12 | 2 | 0 | 3 | 2 | 12 | 1 | 0 | .316 |
| 1981 | 0 | 3 | 6.84 | 3 | 3 | 0 | 3 | 0 | 0 | 25.0 | 36 | 20 | 19 | 3 | 2 | 13 | 0 | 10 | 1 | 0 | .336 |
| 1988 | 4 | 0 | 2.00 | 4 | 4 | 0 | 4 | 0 | 4 | 36.0 | 26 | 11 | 8 | 2 | 1 | 18 | 0 | 23 | 1 | 1 | .206 |
| 1989 | 4 | 1 | 3.89 | 5 | 5 | 0 | 5 | 0 | 3 | 44.0 | 40 | 21 | 19 | 3 | 0 | 15 | 1 | 24 | 1 | 0 | .242 |
| 1990 | 4 | 0 | 1.00 | 4 | 4 | 0 | 4 | 0 | 3 | 36.0 | 23 | 4 | 4 | 1 | 0 | 6 | 0 | 16 | 0 | 0 | .183 |
| 1992 | 2 | 4 | 4.50 | 6 | 6 | 1 | 5 | 0 | 1 | 54.0 | 59 | 31 | 27 | 10 | 0 | 23 | 1 | 29 | 3 | 0 | .281 |
| 2006 | 0 | 4 | 5.71 | 4 | 4 | 0 | 4 | 0 | 0 | 34.2 | 39 | 22 | 22 | 7 | 0 | 19 | 2 | 25 | 3 | 0 | .285 |
| Totals | 23 | 23 | 3.44 | 46 | 46 | 7 | 39 | 4 | 14 | 407.2 | 370 | 174 | 156 | 42 | 5 | 144 | 11 | 231 | 14 | 1 | .243 |

WORLD SERIES

| Year | AVG. | G | AB | R | H | TB | 2B | 3B | HR | RBI | SH | SF | HP | BB | IBB | SO | SB | CS | DP | E | SLG | OBP |
|---------------|-------------|-----------|-------------|------------|------------|------------|------------|-----------|-----------|------------|-----------|-----------|-----------|------------|----------|------------|-----------|-----------|-----------|-----------|-------------|-------------|
| 1905 | .161 | 5 | 155 | 3 | 25 | 30 | 5 | 0 | 0 | 2 | 3 | 0 | 1 | 5 | - | 25 | 2 | 2 | 2 | 8 | .194 | .193 |
| 1910 | .316 | 5 | 177 | 35 | 56 | 80 | 19 | 1 | 1 | 30 | 7 | 0 | 2 | 17 | - | 24 | 7 | 7 | 3 | 11 | .452 | .383 |
| 1911 | .244 | 6 | 205 | 27 | 50 | 74 | 15 | 0 | 3 | 21 | 7 | 2 | 0 | 4 | - | 31 | 4 | 6 | 0 | 11 | .361 | .256 |
| 1913 | .264 | 5 | 174 | 23 | 46 | 64 | 4 | 4 | 2 | 21 | 5 | 2 | 0 | 7 | - | 16 | 5 | 2 | 0 | 5 | .368 | .290 |
| 1914 | .172 | 4 | 128 | 6 | 22 | 31 | 9 | 0 | 0 | 5 | 2 | 1 | 0 | 13 | - | 28 | 2 | 3 | 2 | 3 | .242 | .246 |
| 1929 | .281 | 5 | 171 | 26 | 48 | 71 | 5 | 0 | 6 | 26 | 6 | 1 | 1 | 13 | - | 27 | 0 | 2 | 4 | 4 | .415 | .333 |
| 1930 | .197 | 6 | 178 | 21 | 35 | 67 | 10 | 2 | 6 | 21 | 4 | 3 | 1 | 24 | - | 32 | 0 | 2 | 3 | 3 | .376 | .291 |
| 1931 | .220 | 7 | 227 | 22 | 50 | 64 | 5 | 0 | 3 | 20 | 4 | 0 | 1 | 28 | - | 46 | 0 | 0 | 5 | 2 | .282 | .309 |
| 1972 | .209 | 7 | 220 | 16 | 46 | 65 | 4 | 0 | 5 | 16 | 6 | 0 | 1 | 21 | 5 | 37 | 1 | 3 | 2 | 9 | .295 | .281 |
| 1973 | .212 | 7 | 241 | 21 | 51 | 75 | 12 | 3 | 2 | 20 | 2 | 1 | 2 | 28 | 3 | 62 | 3 | 4 | 2 | 9 | .311 | .298 |
| 1974 | .211 | 5 | 142 | 16 | 30 | 46 | 4 | 0 | 4 | 14 | 7 | 1 | 2 | 16 | 1 | 42 | 3 | 3 | 3 | 5 | .324 | .298 |
| 1988 | .177 | 5 | 158 | 11 | 28 | 37 | 3 | 0 | 2 | 11 | 1 | 1 | 1 | 17 | 1 | 41 | 3 | 0 | 2 | 2 | .234 | .260 |
| 1989 | .301 | 4 | 146 | 32 | 44 | 85 | 8 | 3 | 9 | 30 | 0 | 0 | 1 | 18 | 3 | 22 | 4 | 1 | 2 | 1 | .582 | .382 |
| 1990 | .207 | 4 | 135 | 8 | 28 | 41 | 4 | 0 | 3 | 8 | 2 | 1 | 0 | 12 | 1 | 28 | 7 | 0 | 2 | 5 | .304 | .270 |
| Totals | .228 | 75 | 2457 | 267 | 559 | 830 | 107 | 13 | 46 | 245 | 56 | 13 | 13 | 223 | - | 461 | 41 | 35 | 32 | 78 | .338 | .294 |

| Year | W | L | ERA | G | GS | CG | GF | SHO | SV | IP | H | R | ER | HR | HB | BB | IBB | SO | WP | BK | AVG. |
|---------------|-----------|-----------|-------------|-----------|-----------|-----------|-----------|----------|----------|--------------|------------|------------|------------|-----------|-----------|------------|----------|------------|-----------|----------|-------------|
| 1905 | 1 | 4 | 1.47 | 5 | 5 | 5 | 0 | 1 | - | 43.0 | 31 | 15 | 7 | 0 | 2 | 15 | - | 26 | 1 | 0 | .203 |
| 1910 | 4 | 1 | 2.76 | 5 | 5 | 5 | 0 | 0 | - | 45.2 | 35 | 15 | 14 | 0 | 0 | 18 | - | 31 | 1 | 0 | .222 |
| 1911 | 4 | 2 | 1.29 | 6 | 6 | 5 | 1 | 0 | - | 55.2 | 33 | 13 | 8 | 0 | 3 | 14 | - | 44 | 1 | 0 | .175 |
| 1913 | 4 | 1 | 2.15 | 5 | 5 | 5 | 0 | 0 | - | 46.0 | 33 | 15 | 11 | 1 | 3 | 8 | - | 19 | 0 | 0 | .201 |
| 1914 | 0 | 4 | 3.41 | 4 | 4 | 2 | 2 | 0 | - | 37.0 | 33 | 16 | 14 | 1 | 1 | 15 | - | 18 | 0 | 0 | .244 |
| 1929 | 4 | 1 | 2.40 | 5 | 5 | 2 | 3 | 0 | - | 45.0 | 43 | 17 | 12 | 1 | 0 | 13 | - | 50 | 0 | 0 | .249 |
| 1930 | 4 | 2 | 1.73 | 6 | 6 | 4 | 2 | 1 | - | 52.0 | 38 | 12 | 10 | 2 | 0 | 11 | - | 33 | 0 | 0 | .200 |
| 1931 | 3 | 4 | 2.66 | 7 | 7 | 4 | 3 | 1 | - | 61.0 | 54 | 19 | 18 | 2 | 0 | 9 | - | 41 | 1 | 0 | .236 |
| 1972 | 4 | 3 | 3.05 | 7 | 7 | 0 | 7 | 0 | 3 | 62.0 | 46 | 21 | 21 | 3 | 1 | 27 | 8 | 46 | 4 | 0 | .209 |
| 1973 | 4 | 3 | 2.32 | 7 | 7 | 0 | 7 | 0 | 4 | 66.0 | 66 | 24 | 17 | 4 | 3 | 26 | 6 | 36 | 3 | 0 | .253 |
| 1974 | 4 | 1 | 2.05 | 5 | 5 | 0 | 5 | 0 | 3 | 44.0 | 36 | 11 | 10 | 4 | 1 | 16 | 0 | 32 | 1 | 0 | .228 |
| 1988 | 1 | 4 | 3.92 | 5 | 5 | 0 | 5 | 0 | 0 | 43.2 | 41 | 21 | 19 | 5 | 1 | 13 | 0 | 36 | 1 | 1 | .246 |
| 1989 | 4 | 0 | 3.50 | 4 | 4 | 1 | 3 | 1 | 1 | 36.0 | 28 | 14 | 14 | 4 | 0 | 8 | 0 | 27 | 2 | 0 | .209 |
| 1990 | 0 | 4 | 3.82 | 4 | 4 | 1 | 3 | 0 | 0 | 35.1 | 45 | 22 | 15 | 3 | 1 | 15 | 1 | 9 | 2 | 0 | .317 |
| Totals | 41 | 34 | 2.54 | 75 | 75 | 34 | 41 | 4 | - | 672.1 | 562 | 235 | 190 | 30 | 16 | 208 | - | 448 | 17 | 1 | .227 |

DIVISION SERIES RECORDS

INDIVIDUAL BATTING

Highest Batting Average

| | |
|---------------------|---------------------------------|
| Career (min. 25 pa) | .323 (Jason Giambi, 2001-02) |
| Series (min. 10 pa) | .323 (Scott Hatteberg, 2002-03) |
| Game | .545 (Tony Armas, 1981) |
| | .545 (Dwayne Murphy, 1981) |

Highest Slugging Percentage

| | |
|---------------------|------------------------------|
| Career (min. 25 pa) | .522 (Jermaine Dye, 2001-03) |
| Series (min. 10 pa) | 1.200 (Frank Thomas, 2006) |

Highest On-Base Percentage

| | |
|---------------------|------------------------------|
| Career (min. 25 pa) | .477 (Jason Giambi, 2000-01) |
| Series (min. 10 pa) | .588 (Scott Hatteberg, 2002) |

Most Games Played

| | |
|--------|-------------------------------|
| Career | 23 (Eric Chavez, 2000-03, 06) |
|--------|-------------------------------|

Most At Bats

| | |
|--------|--|
| Career | 95 (Eric Chavez, 2000-03, 06) |
| Series | 23 (Miguel Tejada, 2003) |
| Game | 6 (Eric Chavez, October 1, 2003, 12 innings) |
| | 6 (Miguel Tejada, October 1, 2003, 12 innings) |

Most Runs

| | |
|--------|---------------------------------------|
| Career | 10 (Eric Chavez, 2000-03, 06) |
| Series | 7 (Ray Durham, 2002) |
| Game | 3 (Rickey Henderson, October 9, 1981) |
| | 3 (Ray Durham, October 2, 2002) |

Most Hits

| | |
|------------------------|-------------------------------------|
| Career | 21 (Eric Chavez, 2000-03, 06) |
| Series | 9 (Johnny Damon, 2001) |
| Game | 4 (Jason Giambi, October 15, 2001) |
| | 4 (Miguel Tejada, October 14, 2001) |
| | 4 (Johnny Damon, October 10, 2001) |
| | 4 (Tony Armas, October 7, 1981) |
| Hitting Streak, Series | .5 (four times) |

Most Doubles

| | |
|--------|--|
| Career | 7 (Miguel Tejada, 2000-03) |
| Series | 4 (Marco Scutaro, 2006) |
| Game | 2 (five times, last: Marco Scutaro, October 6, 2006) |

Most Triples

| | |
|--------|------------------------------------|
| Career | 1 (Johnny Damon, 2001) |
| | 1 (David Justice, 2002) |
| | 1 (Adam Melhuse, 2003) |
| Series | 1 (Adam Melhuse, 2003) |
| | 1 (David Justice, 2002) |
| | 1 (Johnny Damon, 2001) |
| Game | 1 (Adam Melhuse, October 5, 2003) |
| | 1 (David Justice, October 2, 2002) |
| | 1 (Johnny Damon, October 11, 2001) |

Most Home Runs

| | |
|--------|-------------------------------------|
| Career | 4 (Terrence Long, 2000-03) |
| Series | 2 (Frank Thomas, 2006) |
| | 2 (Ray Durham, 2002) |
| | 2 (Terrence Long, 2001) |
| Game | 2 (Frank Thomas, October 3, 2006) |
| | 2 (Terrence Long, October 10, 2001) |

| | |
|-----------------|------------------------------|
| Grand Slams | none |
| Pinch Hit | none |
| Inside The Park | Mark Kotsay, October 4, 2006 |
| | Ray Durham, October 4, 2002 |
| Leadoff | Ray Durham, October 4, 2002 |
| Game Ending | none |

Most RBI

| | |
|--------|------------------------------------|
| Career | 10 (Eric Chavez, 2000-03, 06) |
| Series | 6 (Marco Scutaro, 2006) |
| Game | 4 (Marco Scutaro, October 6, 2006) |

Most Total Bases

| | |
|--------|-----------------------------------|
| Career | 33 (Eric Chavez, 2000-03, 06) |
| Series | 16 (Ray Durham, 2002) |
| | 16 (Terrence Long, 2001) |
| Game | 9 (Frank Thomas, October 3, 2006) |

Most Extra Base Hits

| | |
|--------|---|
| Career | 8 (Eric Chavez, 2000-03, 06) |
| | 8 (Miguel Tejada, 2000-03) |
| Series | 5 (Ray Durham, 2002) |
| | 5 (Terrence Long, 2001) |
| Game | 2 (9 times, last: Eric Chavez and Marco Scutaro, October 6, 2006) |

Most Walks

| | |
|--------|-----------------------------------|
| Career | 11 (Jason Giambi, 2000-01) |
| Series | 7 (Jason Giambi, 2000) |
| Game | 3 (Jason Giambi, October 7, 2000) |

Most Strikeouts

| | |
|--------|---------------------------------|
| Career | 18 (Eric Chavez, 2000-03, 06) |
| Series | 7 (Mark Ellis, 2003) |
| | 7 (Miguel Tejada, 2002) |
| | 7 (Ben Grieve, 2000) |
| Game | 4 (Ben Grieve, October 8, 2000) |

Most Stolen Bases

| | |
|--------|------------------------------------|
| Career | 2 (Johnny Damon, 2001) |
| | 2 (Rickey Henderson, 1981) |
| Series | 2 (Johnny Damon, 2001) |
| | 2 (Rickey Henderson, 1981) |
| Game | 2 (Johnny Damon, October 10, 2001) |

INDIVIDUAL PITCHING

Most Games Won

| | |
|--------|-----------------------------|
| Career | 4 (Barry Zito, 2000-03, 06) |
| Series | 1 (14 times) |

Most Games Lost

| | |
|--------|-----------------------------|
| Career | 2 (Tim Hudson, 2000-03) |
| | 2 (Mark Mulder, 2001-02) |
| | 2 (Barry Zito, 2000-03, 06) |
| Series | 1 (12 times) |

Most Saves

| | |
|--------|---------------------------------|
| Career | 3 (Jason Isringhausen, 2000-01) |
| Series | 2 (Huston Street, 2006) |
| | 2 (Jason Isringhausen, 2001) |

LEAGUE CHAMPIONSHIP SERIES RECORDS

INDIVIDUAL BATTING

Highest Batting Average

Career (min. 30 pa)410 (Harold Baines)
Series (min. 10 pa)500 (Sal Bando, 1975)
..... .500 (Milton Bradley, 2006)

Highest Slugging Percentage

Career (min. 30 pa)568 (Jose Canseco, 1992)
Series (min. 10 pa) 1.000 (Rickey Henderson, 1989)

Highest On-Base Percentage

Career (min. 30 pa)439 (Harold Baines)
Series (min. 10 pa)609 (Rickey Henderson, 1989)

Most Games Played

Career 20 (Sal Bando)
..... 20 (Reggie Jackson)

Most At Bats

Career75 (Reggie Jackson)
Series 25 (Harold Baines, 1992)
Game 6 (Rickey Henderson, October 11, 1992)

Most Runs

Career 14 (Rickey Henderson)
Series 8 (Rickey Henderson, 1989)
Game 3 (Mark McGwire, October 8, 1988)

Most Hits

Career 21 (Rickey Henderson)
Series 11 (Harold Baines, 1992)
Game 4 (Milton Bradley, October 11, 2006)
..... 4 (Jerry Browne, October 12, 1992)
..... 4 (Sal Bando, October 5, 1975)
Hitting Streak, Series 5 (Ruben Sierra, Oct. 8-14, 1992)
..... 5 (Bert Campaneris, October 6-11, 1973)
..... 5 (Matty Alou, October 7-12, 1972)
Hitting Streak, Career
..... 8 (Harold Baines, October 6, 1991-October 11, 1992)
..... 8 (Rickey Henderson, Oct. 4, 1989-Oct. 10, 1990)
..... 8 (Dave Henderson, October 5, 1988-October 7, 1989)

Most Doubles

Career 4 (four players tied)
Series 4 (Matty Alou, 1972)
Game 2 (seven times. Last: Mark Kotsay, Oct. 11, 2006)

Most Triples

Career 2 (Rickey Henderson)
Series 1 (six times)
Game 1 (six times. Last: Ruben Sierra, Oct. 8, 1992)

Most Home Runs

Career 5 (Sal Bando)
Series 3 (Jose Canseco, 1988)
Game 2 (Milton Bradley, October 11, 2006)
..... 2 (Rickey Henderson, October 7, 1989)
..... 2 (Sal Bando, October 7, 1973)
..... 2 (Reggie Jackson, October 5, 1971)
Grand Slams none
Pinch Hit none
Inside The Park none
Leadoff Bert Campaneris, October 7, 1973
Game Ending Bert Campaneris, October 9, 1973

Most RBI

Career 11 (Mark McGwire)
Series 7 (Ruben Sierra, 1992)
Game 4 (Milton Bradley, October 11, 2006)
..... 4 (Rickey Henderson, October 7, 1989)

Most Total Bases

Career 39 (Sal Bando)
Series 17 (Milton Bradley, 2006)
Game 10 (Milton Bradley, October 11, 2006)

Most Extra Base Hits

Career 9 (Sal Bando)
Series 4 (six times. Last: Milton Bradley, 2006)
Game 2 (15 times. Last: Milton Bradley and Mark Kotsay, October 11, 2006)

Most Walks

Career 13 (Rickey Henderson)
Series 13 (Gene Tenace)
Series 7 (Rickey Henderson, 1989)
Game 3 (four times. Last: Mark McGwire, Oct. 5, 1992)

Most Strikeouts

Career 17 (Reggie Jackson)
Series 7 (Terry Steinbach, 1992)
..... 7 (Jose Canseco, 1989)
..... 7 (Dave Henderson, 1988)
Game 3 (nine times. Last: Nick Swisher and Frank Thomas, October 11, 2006)

Most Stolen Bases

Career 14 (Rickey Henderson)
Series 8 (Rickey Henderson, 1989)
Game 4 (Rickey Henderson, October 4, 1989)

INDIVIDUAL PITCHING

Most Games Won

Career 6 (Dave Stewart)
Series 2 (five times. Last: Dave Stewart, 1990)

Most Games Lost

Career 3 (Ken Holtzman)
Series 2 (Mike Moore, 1992)
..... 2 (Ken Holtzman, 1975)

Most Saves

Career 10 (Dennis Eckersley)
Series 4 (Dennis Eckersley, 1988)

Lowest Earned Run Average

| | |
|-----------------------|---------------------------------|
| Career (min. 10.0 ip) | .040 (John Odom) |
| Series | 0.00 (John Odom, 1972, 14.0 ip) |

Most Games

| | |
|--------|---|
| Career | 14 (Dennis Eckersley) |
| Series | 4 (four times. Last: Joe Kennedy, 2011) |

Most Games Started

| | |
|--------|---|
| Career | 8 (Dave Stewart) |
| Series | 2 (11 times, last: Mike Moore and Dave Stewart, 1992) |

Most Complete Games

| | |
|--------|--|
| Career | 2 (Jim Hunter and Ken Holtzman) |
| Series | 1 (7 times. Last: Dave Stewart, Oct. 12, 1992) |

Most Innings Pitched

| | |
|--------|--------------------------------------|
| Career | 62.0 (Dave Stewart) |
| Series | 16.2 (Dave Stewart, 1992) |
| Game | 11.0 (Ken Holtzman, October 9, 1973) |

Most Hits

| | |
|--------------|-------------------------------------|
| Career | 44 (Dave Stewart) |
| Series | 14 (Dave Stewart, 1992) |
| Game | 9 (Eteban Loaiza, October 11, 2006) |
| Game, Fewest | 2 (Vida Blue, October 8, 1974) |

Most Runs

| | |
|--------|-------------------------------------|
| Career | 16 (Vida Blue) |
| Series | 16 (Jim Hunter) |
| Series | 9 (Mike Moore, 1992) |
| Game | 7 (Eteban Loaiza, October 11, 2006) |

Most Earned Runs

| | |
|--------|-------------------------------------|
| Career | 16 (Vida Blue) |
| Series | 16 (Jim Hunter) |
| Series | 8 (Mike Moore, 1992) |
| Series | 8 (Vida Blue, 1973) |
| Game | 7 (Eteban Loaiza, October 11, 2006) |

Most Walks

| | |
|--------|--|
| Career | 17 (Dave Stewart) |
| Series | 6 (four times. Last: Dave Stewart, 1992) |
| Game | 6 (Matt Keough, October 15, 1981) |
| Game | 6 (Diego Segui, October 5, 1971) |

Most Strikeouts

| | |
|--------|--------------------------------|
| Career | 31 (Dave Stewart) |
| Series | 11 (Dave Stewart, 1988) |
| Game | 8 (Vida Blue, October 3, 1971) |

Most Home Runs

| | |
|--------|---------------------------------|
| Career | 9 (Jim Hunter) |
| Series | 4 (Jim Hunter, 1971) |
| Game | 4 (Jim Hunter, October 4, 1971) |

TEAM GAME

Batting

| | |
|-------------------------|--|
| At Bats | 42 (October 11, 1992) |
| Runs | 10 (October 8, 1988) |
| Runs, Inning | 7 (October 6, 1990, 9th inn.) |
| Hits | 15 (October 8, 1988) |
| Doubles | 5 (October 5, 1975) |
| | 5 (October 3, 1971) |
| Triples | 1 (six times) |
| Home Runs | 4 (October 8, 1988) |
| | 4 (October 7, 1973) |
| Home Runs, Inning | 2 (four times. Last: Oct. 7, 1992) |
| Home Runs, Back-to-Back | |
| | Joe Rudi and Sal Bando (October 7, 1973 at Baltimore) |
| | Mark McGwire and Terry Steinbach (Oct. 7, 1992 at Toronto) |
| Total Bases | 30 (October 8, 1988) |
| Extra Base Hits | 7 (October 8, 1988) |
| Runs Batted In | 10 (October 8, 1988) |
| Walks | 11 (October 9, 1974) |
| Strikeouts | 14 (October 10, 1972) |
| Stolen Bases | 6 (October 8, 1992) |
| | 6 (October 4, 1989) |

Pitching

| | |
|--------------|--------------------------------|
| Hits | 19 (October 14, 1981) |
| Runs | 13 (October 14, 1981) |
| Runs, Inning | 7 (October 14, 1981, 4th inn.) |
| Earned Runs | 13 (October 14, 1981) |
| Walks | 9 (October 5, 1971) |
| Strikeouts | 10 (October 14, 2006) |
| Home Runs | 4 (October 4, 1971) |

TEAM MISCELLANEOUS

| | |
|-------------------------------------|---|
| Consecutive Wins | 7 (Oct. 7, 1989 to Oct. 7, 1992) |
| Consecutive Losses | 6 (Oct. 4, 1975 to Oct. 15, 1981) |
| Shutouts | 4 |
| | October 8, 1972 vs. Detroit (5-0) (Odom) |
| | October 11, 1973 vs. Baltimore (3-0) (Hunter) |
| | October 6, 1974 (5-0) (Holtzman) |
| | October 8, 1974 at Baltimore (1-0) (Blue) |
| Longest Nine Inning Game | 3:42 (October 7, 1990) |
| Longest Extra Inning Game | 4:25 (Oct. 11, 1992, 11 inn.) |
| Fastest Game | 1:57 (October 8, 1974) |
| Extra Inning Games | 4 |
| | October 7, 1972 vs. Detroit (3-2, 11 inn.) |
| | October 11, 1972 at Detroit (3-4, 10 inn.) |
| | October 9, 1973 vs. Baltimore (2-1, 11 inn.) |
| | October 11, 1992 vs. Toronto (6-7, 11 inn.) |
| Margin of Victory | 8 (October 6, 1990, 9-1) |
| Margin of Defeat | 10 (October 14, 1981, 3-13) |
| Largest Deficit Overcome to Win | 5 (October 8, 1988) |
| Largest Deficit Surrendered to Lose | 5 (Oct. 11, 1992) |
| Left On Base, Game | 12 (October 7, 1990) |
| Double Plays Turned, Game | 4 (October 5, 1975) |
| Errors, Series | 7 (1992) |
| Errors, Game | 4 (October 4, 1975) |

WORLD SERIES RECORDS

INDIVIDUAL BATTING

Highest Batting Average

Career (min. 25 pa)412 (Rickey Henderson)
Series (min. 10 pa)474 (Rickey Henderson, 1989)

Highest Slugging Percentage

Career (min. 25 pa)794 (Rickey Henderson)
Series (min. 10 pa)923 (Dave Henderson, 1989)

Highest On-Base Percentage

Career (min. 25 pa)487 (Rickey Henderson)
Series (min. 10 pa)591 (Mickey Cochrane, 1929)

Most Games Played

Career20 (Frank Baker)
.20 (Jack Barry)
.20 (Eddie Collins)

Most At Bats

Career82 (Frank Baker)
Series31 (Bert Campaneris, 1973)
Game6 (5 times. Last: Rickey Henderson, Oct. 28, 1989)

Most Runs

Career15 (Frank Baker)
Series7 (Frank Baker, 1911)
Game4 (Carney Lansford, October 27, 1989)

Most Hits

Career31 (Frank Baker)
Series9 (eight times. Last: Rickey Henderson, 1989)
Game4 (Dave Henderson, October 19, 1988)
.4 (Reggie Jackson, October 14, 1973)
.4 (Danny Murphy, October 26, 1911)
Hitting Streak, Series6 (Jimmie Foxx, Oct. 1-8, 1930)
Hitting Streak, Career8 (Jimmie Foxx, October 1, 1930 to October 2, 1931)
.8 (Jack Barry, October 17, 1911 to October 10, 1913)

Most Doubles

Career9 (Jack Barry)
Series4 (Jack Barry, 1911)
.4 (Eddie Collins, 1910)
Game2 (10 times. Last: Rickey Henderson, Oct. 16, 1990)

Most Triples

Career2 (Rickey Henderson)
.2 (Eddie Collins)
Series2 (Rickey Henderson, 1989)
.2 (Eddie Collins, 1913)
Game1 (13 times)

Most Home Runs

Career6 (Al Simmons)
Series4 (Gene Tenace, 1972)
Game2 (Dave Henderson, October 27, 1989)
.2 (Gene Tenace, October 14, 1972)
Grand SlamsJose Canseco, October 15, 1988
Pinch Hitnone
Inside The Parknone
LeadoffRickey Henderson, October 28, 1989
Game EndingMark McGwire, October 18, 1988

Most RBI

Career18 (Frank Baker)
Series9 (Gene Tenace, 1972)
.9 (Danny Murphy, 1910)
Game4 (Dave Henderson, October 27, 1989)
.4 (Jose Canseco, October 15, 1988)
.4 (Al Simmons, October 9, 1929)
.4 (Wally Schang, October 10, 1913)

Most Total Bases

Career47 (Frank Baker)
Series21 (Gene Tenace, 1972)
Game10 (Dave Henderson, October 27, 1989)

Most Extra Base Hits

Career11 (Al Simmons)
Series5 (Gene Tenace, 1972)
.5 (Reggie Jackson, 1973)
Game3 (Dave Henderson, October 27, 1989)

Most Walks

Career17 (Mickey Cochrane)
Series11 (Gene Tenace, 1973)
Game3 (Gene Tenace, October 14, 1973)
.3 (Gene Tenace, October 17, 1973)
.3 (Mickey Cochrane, October 9, 1929)

Most Strikeouts

Career17 (Sal Bando)
Series9 (Dib Williams, 1931)
Game3 (7 times. Last: Dave Stewart, Oct. 15, 1988)

Most Stolen Bases

Career10 (Eddie Collins)
Series4 (Eddie Collins, 1910)
Game2 (4 times. Last: Rickey Henderson, Oct. 27, 1989)

INDIVIDUAL PITCHING

Most Games Won

Career6 (Chief Bender)
Series3 (Jack Coombs, 1910)

Most Games Lost

Career5 (Eddie Plank)
Series2 (Dave Stewart, 1990)
.2 (Storm Davis, 1988)
.2 (George Earnshaw, 1931)
.2 (Eddie Plank, 1905)

Most Saves

Career6 (Rollie Fingers)
Series2 (four times. Last: Rollie Fingers, 1974)

Lowest Earned Run Average

Career (min 10.0 ip)1.32 (Eddie Plank)
Series0.00 (Darold Knowles, 1973, 6.1 ip)
.0.00 (Lefty Grove, 1929, 6.1 ip)
.0.00 (Rube Walberg, 1929, 6.1 ip)

Most Games

Career16 (Rollie Fingers, 1973)
Series7 (Darold Knowles, 1973)

Most Games Started

Career 10 (Chief Bender)
Series 3 (six times. Last: Ken Holtzman, 1973)

Most Complete Games

Career 9 (Chief Bender)
Series 3 (Chief Bender, 1911)
..... 3 (Jack Coombs, 1910)

Most Innings Pitched

Career 85.0 (Chief Bender)
Series 27.0 (Jack Coombs, 1910)
Game 11.0 (Joe Bush, October 12, 1914)
..... 11.0 (Jack Coombs, October 17, 1911)

Most Hits

Career 64 (Chief Bender)
Series 28 (Lefty Grove, 1931)
Game 12 (Lefty Grove, October 1, 1931)
Game, Fewest 2 (George Earnshaw, October 6, 1931)
..... 2 (Eddie Plank, October 11, 1913)

Most Runs

Career 28 (Chief Bender)
Series 10 (Storm Davis, 1988)
..... 10 (Jack Coombs, 1910)
Game 9 (Andy Coakley, October 12, 1905)

Most Earned Runs

Career 23 (Chief Bender)
Series 10 (Storm Davis, 1988)
..... 10 (Jack Coombs, 1910)
Game 6 (Storm Davis, October 16, 1988)
..... 6 (Chief Bender, October 9, 1914)

Most Walks

Career 21 (Chief Bender)
Series 14 (Jack Coombs, 1910)
Game 9 (Jack Coombs, October 18, 1910)

Most Strikeouts

Career 59 (Chief Bender)
Series 20 (George Earnshaw, 1931)
..... 20 (Chief Bender, 1911)
Game 13 (Howard Ehmke, October 7, 1929)

Most Home Runs

Career 4 (Vida Blue)
..... 4 (Jim Hunter)
Series 3 (Storm Davis, 1988)
Game 2 (4 times. Last: Mike Moore, Oct. 19, 1990)

TEAM GAME

Batting

At Bats 47 (October 14, 1973)
Runs 13 (October 27, 1989)
..... 13 (October 26, 1911)
Runs, Inning 10 (October 12, 1929, 7th inn.)
Hits 15 (October 12, 1929)
..... 15 (October 20, 1910)
Doubles 7 (October 24, 1911)

Triples 3 (October 14, 1973)
Home Runs 5 (October 27, 1989)
Home Runs, Inning 2 (October 27, 1989, 5th inn.)
..... 2 (October 27, 1989, 4th inn.)
..... 2 (October 21, 1973, 3rd inn.)
..... 2 (October 12, 1929, 7th inn.)
Home Runs, Back-to-Back none
Total Bases 31 (October 27, 1989)
Extra Base Hits 7 (October 27, 1989)
..... 7 (October 14, 1973)
..... 7 (October 8, 1930)
..... 7 (October 24, 1911)
Runs Batted In 12 (October 27, 1989)
Walks 7 (four times. Last: October 28, 1989)
Strikeouts 15 (October 14, 1973)
Stolen Bases 4 (October 23, 1910)

Pitching

Hits 15 (October 14, 1973)
Runs 10 (October 14, 1973)
Runs, Inning 7 (October 19, 1990, 3rd inn.)
Earned Runs 8 (October 21, 1972)
Walks 6 (four times. Last: October 17, 1974)
Strikeouts 14, October 18, 1972
Home Runs 2 (eight times. Last: October 19, 1990)

TEAM MISCELLANEOUS

Consecutive Wins 4 (October 14 to 28, 1989)
..... 4 (October 12, 1929 to October 2, 1930)
Consecutive Losses 4 (October 16, 1990 to present)
..... 4 (October 9 to 13, 1914)
Shutouts 4
..... October 14, 1989 vs. San Francisco (5-0) (Stewart)
..... October 6, 1931 vs. St. Louis (3-0) (Earnshaw)
..... Oct. 6, 1930 at St. Louis (2-0) (Earnshaw and Grove)
..... October 10, 1905 at New York (3-0) (Bender)
Margin of Victory 11 (October 26, 1911, 13-2)
Margin of Defeat 9 (October 12, 1905, 0-9)
Largest Deficit Overcome to Win 8 (Oct. 12, 1929)
Largest Deficit Surrendered to Lose 3 (Oct. 25, 1911)
Longest Nine Inning Game 3:30 (October 27, 1989)
Longest Extra Inning Game 4:13 (Oct. 14, 1973, 12 inn.)
Fastest Game 1:35, October 14, 1905
Extra Inning Games 8
..... October 17, 1990 at Cincinnati (4-5, 10 inn.)
..... October 16, 1973 at New York (3-2, 11 inn.)
..... October 14, 1973 vs. New York (7-10, 12 inn.)
..... October 12, 1914 at Boston (4-5, 12 inn.)
..... October 8, 1913 vs. New York (0-3, 10 inn.)
..... October 25, 1911 at New York (3-4, 10 inn.)
..... October 17, 1911 at New York (3-2, 11 inn.)
..... October 22, 1910 at Chicago (3-4, 10 inn.)
Left on Base, Nine Inning Game 11 (October 16, 1990)
..... 11 (October 4, 1930)
Left on Base, Extra Inning Game 12 (Oct. 14, 1973, 12 inn.)
Double Plays Turned, Game 5 (October 9, 1914)
Errors, Series 11 (1910)
..... 11 (1911)
Errors, Game 5 (October 14, 1973)
..... 5 (October 26, 1911)

POSTSEASON CAREER LEADERS

INDIVIDUAL BATTING

Batting Average (min. 50 pa)

| | |
|--------------------------|------|
| 1. Frank Baker..... | .378 |
| 2. Harold Baines..... | .370 |
| 3. Eddie Collins..... | .347 |
| 4. Jimmie Foxx..... | .344 |
| 5. Rickey Henderson..... | .333 |
| Al Simmons..... | .333 |

At Bats

| | |
|-------------------------|-----|
| 1. Bert Campaneris..... | 144 |
| 2. Sal Bando..... | 142 |
| 3. Joe Rudi..... | 140 |
| 4. Reggie Jackson..... | 118 |
| 5. Mark McGwire..... | 114 |

Triples

| | |
|--------------------------|---|
| 1. Rickey Henderson..... | 4 |
| 2. Eddie Collins..... | 2 |
| 3. 16 tied with..... | 1 |

Extra Base Hits

| | |
|--------------------------|----|
| 1. Rickey Henderson..... | 14 |
| 2. Reggie Jackson..... | 13 |
| Dave Henderson..... | 13 |
| 4. Sal Bando..... | 12 |
| 5. Al Simmons..... | 11 |

Slugging Pct. (min. 50 pa)

| | |
|--------------------------|------|
| 1. Al Simmons..... | .667 |
| 2. Jimmie Foxx..... | .609 |
| 3. Frank Baker..... | .573 |
| 4. Rickey Henderson..... | .568 |
| 5. Harold Baines..... | .565 |

Runs

| | |
|---------------------------|----|
| 1. Rickey Henderson..... | 23 |
| 2. Sal Bando..... | 20 |
| 3. five players tied..... | 15 |

Home Runs

| | |
|--------------------------|---|
| 1. Jose Canseco..... | 7 |
| 2. Al Simmons..... | 6 |
| 3. Sal Bando..... | 5 |
| Reggie Jackson..... | 5 |
| 5. six players tied..... | 4 |

Walks

| | |
|--------------------------|----|
| 1. Gene Tenace..... | 29 |
| 2. Rickey Henderson..... | 20 |
| 3. Jose Canseco..... | 17 |
| Mickey Cochrane..... | 17 |
| 5. two players tied..... | 16 |

On-Base Pct. (min. 50 pa)

| | |
|--------------------------|------|
| 1. Rickey Henderson..... | .436 |
| 2. Jimmie Foxx..... | .425 |
| 3. Harold Baines..... | .408 |
| 4. Mickey Cochrane..... | .408 |
| 5. Frank Baker..... | .402 |

Hits

| | |
|--------------------------|----|
| 1. Rickey Henderson..... | 37 |
| 2. Joe Rudi..... | 36 |
| 3. Bert Campaneris..... | 35 |
| 4. Sal Bando..... | 34 |
| Carney Lansford..... | 34 |

Runs Batted In

| | |
|----------------------------|----|
| 1. Jose Canseco..... | 18 |
| Frank Baker..... | 18 |
| 3. Al Simmons..... | 17 |
| 4. three players tied..... | 15 |

Strikeouts

| | |
|------------------------|----|
| 1. Gene Tenace..... | 31 |
| 2. Sal Bando..... | 29 |
| 3. Reggie Jackson..... | 27 |
| Dave Henderson..... | 27 |
| Mark McGwire..... | 27 |

Games

| | |
|-------------------------|----|
| 1. Sal Bando..... | 39 |
| 2. Joe Rudi..... | 38 |
| 3. Gene Tenace..... | 37 |
| 4. Bert Campaneris..... | 36 |
| Dick Green..... | 36 |

Doubles

| | |
|---------------------------|---|
| 1. Dave Henderson..... | 9 |
| Jack Barry..... | 9 |
| 3. five players tied..... | 7 |

Total Bases

| | |
|--------------------------|----|
| 1. Rickey Henderson..... | 63 |
| 2. Sal Bando..... | 57 |
| 3. Reggie Jackson..... | 56 |
| 4. Joe Rudi..... | 53 |
| 5. Bert Campaneris..... | 50 |

Stolen Bases

| | |
|--------------------------|----|
| 1. Rickey Henderson..... | 22 |
| 2. Bert Campaneris..... | 10 |
| Eddie Collins..... | 10 |
| 4. Willie Wilson..... | 7 |
| 5. Jose Canseco..... | 5 |

INDIVIDUAL PITCHING

Wins

| | |
|---------------------------|---|
| 1. Dave Stewart..... | 8 |
| 2. Jim Hunter..... | 7 |
| 3. Chief Bender..... | 6 |
| Ken Holtzman..... | 6 |
| 5. five players tied..... | 4 |

ERA (min. 20 ip)

| | |
|-------------------------|------|
| 1. John Odom..... | 1.13 |
| 2. Eddie Plank..... | 1.32 |
| 3. George Earnshaw..... | 1.58 |
| 4. Lefty Grove..... | 1.75 |
| 5. Rollie Fingers..... | 2.22 |

Complete Games

| | |
|-------------------------|---|
| 1. Chief Bender..... | 9 |
| 2. Eddie Plank..... | 6 |
| 3. George Earnshaw..... | 5 |
| 4. Jack Coombs..... | 4 |
| Lefty Grove..... | 4 |

Strikeouts

| | |
|-------------------------|----|
| 1. Chief Bender..... | 59 |
| 2. George Earnshaw..... | 56 |
| 3. Dave Stewart..... | 55 |
| 4. Jim Hunter..... | 49 |
| 5. Vida Blue..... | 47 |

Losses

| | |
|----------------------|---|
| 1. Eddie Plank..... | 5 |
| Vida Blue..... | 5 |
| 3. Chief Bender..... | 4 |
| Rollie Fingers..... | 4 |
| Ken Holtzman..... | 4 |

Games

| | |
|--------------------------|----|
| 1. Rollie Fingers..... | 27 |
| 2. Dennis Eckersley..... | 20 |
| 3. Rick Honeycutt..... | 18 |
| 4. Vida Blue..... | 17 |
| 5. Jim Hunter..... | 14 |
| Dave Stewart..... | 14 |

Innings Pitched

| | |
|----------------------|-------|
| 1. Dave Stewart..... | 105.1 |
| 2. Jim Hunter..... | 88.1 |
| 3. Chief Bender..... | 85.0 |
| 4. Ken Holtzman..... | 70.1 |
| 5. Vida Blue..... | 64.2 |

Winning Pct. (min. 3 dec)

| | |
|----------------------|-------------|
| 1. Jack Coombs..... | 1.000 (4-0) |
| 2. Jim Hunter..... | .778 (7-2) |
| 3. John Odom..... | .750 (3-1) |
| 4. Dave Stewart..... | .727 (8-3) |
| 5. Lefty Grove..... | .714 (5-2) |

Saves

| | |
|----------------------------|----|
| 1. Dennis Eckersley..... | 11 |
| 2. Rollie Fingers..... | 8 |
| 3. Jason Isringhausen..... | 3 |
| 4. Vida Blue..... | 2 |
| Darold Knowles..... | 2 |
| Huston Street..... | 2 |

Games Started

| | |
|----------------------|----|
| 1. Dave Stewart..... | 14 |
| 2. Jim Hunter..... | 12 |
| Ken Holtzman..... | 12 |
| 4. Chief Bender..... | 10 |
| Vida Blue..... | 10 |

Walks

| | |
|----------------------|----|
| 1. Dave Stewart..... | 30 |
| 2. Jim Hunter..... | 26 |
| 3. Vida Blue..... | 23 |
| 4. Chief Bender..... | 21 |
| 5. Jack Coombs..... | 20 |

POSTSEASON SINGLE GAME BESTS

INDIVIDUAL BATTING

Runs

- 4 Carney Lansford, Oct. 27, 1989 at San Francisco WS
- 3 9 times, last: Ray Durham, Oct. 2, 2002 vs. Min. . . . ALDS

Hits

- 4 Milton Bradley, October 11, 2006 vs. Detroit ALCS
- 4 Jason Giambi, October 15, 2001 at New York ALDS
- 4 Miguel Tejada, October 14, 2001 vs. New York ALDS
- 4 Johnny Damon, October 10, 2001 at New York ALDS
- 4 Jerry Browne, October 12, 1992 vs. Toronto ALCS
- 4 Dave Henderson, October 19, 1988 vs. Los Angeles . . WS
- 4 Tony Armas, October 7, 1981 at Kansas City ALDS
- 4 Sal Bando, October 5, 1975 at Boston ALCS
- 4 Reggie Jackson, October 14, 1973 vs. New York WS
- 4 Danny Murphy, October 26, 1911 vs. New York WS

Doubles

- 2 26 times, last: Mark Kotsay, Oct. 11, 2006 vs. Det. . . ALCS

Triples

- 1 22 times, last: Adam Melhuse, Oct. 5, 2003 at Bos. . . ALDS

Home Runs

- 2 Milton Bradley, October 11, 2006 vs. Detroit ALCS
- 2 Frank Thomas, October 3, 2006 vs. Minnesota ALDS
- 2 Terrence Long, October 10, 2001 at New York ALDS
- 2 Dave Henderson, Oct. 27, 1989 at San Francisco WS
- 2 Rickey Henderson, October 7, 1989 at Toronto ALCS
- 2 Sal Bando, October 7, 1973 at Baltimore ALCS
- 2 Gene Tenace, October 14, 1972 at Cincinnati WS
- 2 Reggie Jackson, October 5, 1971 vs. Baltimore ALCS

INDIVIDUAL PITCHING

Innings Pitched

- 11.0 Ken Holtzman, October 9, 1973 vs. Baltimore ALCS
- 11.0 Joe Bush, October 12, 1914 at Boston WS
- 11.0 Jack Coombs, October 17, 1911 at New York WS
- 10.0 Eddie Plank, October 8, 1913 vs. New York WS

Hits

- 12 Lefty Grove, October 1, 1931 at St. Louis WS
- 11 Lefty Grove, October 7, 1913 at New York WS
- 11 Chief Bender, October 7, 1913 at New York WS
- 10 3 times, last: Tim Hudson, Oct. 1, 2003 vs. Bos. . . ALDS

Runs

- 9 Andy Coakley, October 12, 1905 vs. New York WS
- 7 Esteban Loaiza, October 11, 2006 vs. Detroit ALCS
- 7 Tim Hudson, October 5, 2002 at Minnesota ALDS
- 6 9 times, last: Cory Lidle, Oct. 14, 2001 vs. NY ALDS

Runs Batted In

- 4 Milton Bradley, October 11, 2006 vs. Detroit ALCS
- 4 Marco Scutaro, October 6, 2006 vs. Minnesota ALDS
- 4 Dave Henderson, Oct. 27, 1989 at San Francisco WS
- 4 Rickey Henderson, October 7, 1989 at Toronto ALCS
- 4 Jose Canseco, October 15, 1988 at Los Angeles WS
- 4 Al Simmons, October 9, 1929 at Chicago WS
- 4 Wally Schang, October 10, 1913 vs. New York WS

Total Bases

- 10 Milton Bradley, October 11, 2006 vs. Detroit ALCS
- 10 Dave Henderson, Oct. 27, 1989 at San Francisco WS
- 9 Frank Thomas, October 3, 2006 at Minnesota ALDS
- 9 Reggie Jackson, October 5, 1971 vs. Baltimore ALCS
- 8 5 times, last: Terrence Long, Oct. 10, 2001 at NY . . . ALDS

Extra Base Hits

- 3 Dave Henderson, Oct. 27, 1989 at San Francisco WS
- 2 40 times, last: Milton Bradley and Mark Kotsay, Oct. 11, 2006 vs. Det. ALCS

Walks

- 3 Jason Giambi, October 7, 2000 at New York ALDS
- 3 Gene Tenace, October 18, 1973 at New York WS
- 3 Gene Tenace, October 14, 1973 vs. New York WS
- 3 Mickey Cochrane, October 9, 1929 at Chicago WS
- 2 40 times, last: Nick Swisher, Oct. 13, 2006 at Det. . . . ALCS

Strikeouts

- 4 Ben Grieve, October 8, 2000 vs. New York ALDS
- 3 11 times, last: Mark McGwire, Oct. 12, 1992 vs. Tor. . . ALCS

Stolen Bases

- 4 Rickey Henderson, October 4, 1989 vs. Toronto ALCS
- 3 Willie Wilson, October 8, 1992 at Toronto ALCS
- 2 12 times, last: Johnny Damon, Oct. 10, 2001 at NY . . . ALDS

Walks

- 9 Jack Coombs, October 18, 1910 vs. Chicago WS
- 6 Matt Keough, October 15, 1981 vs. New York ALCS
- 6 Diego Segui, October 5, 1971 vs. Baltimore ALCS
- 5 5 times, last: Rich Harden, Oct. 13, 2006 vs. Det. . . . ALCS

Strikeouts

- 13 Howard Ehmke, October 8, 1929 at Chicago WS
- 11 John Odom, October 18, 1972 vs. Cincinnati WS
- 11 Chief Bender, October 14, 1911 at New York WS
- 10 George Earnshaw, October 11, 1929 vs. Chicago WS
- 9 4 times, last: Barry Zito, Oct. 2, 2003 vs. Boston . . . ALDS

POSTSEASON SERIES YEAR-BY-YEAR RECAP

1905 WORLD SERIES

The A's make their first appearance in the World Series and lose to the New York Giants, four games to one. Three of the losses come against Christy Mathewson who tosses three complete game shutouts. The A's collect just 25 hits in the series for a .161 batting average and score just three runs. Topsy Hartsel paces the A's offense with a .294 batting average and Bris Lord has the only two RBI. The A's use three pitchers in the Series and all toss complete games. Chief Bender makes two starts and has a 1.06 ERA.

The A's lose the first game in Philadelphia, 3-0, as Mathewson tosses a four-hit shutout. Chief Bender returns the favor in the second game of the series as he tosses a four-hit shutout and strikes out nine in a 3-0 A's win at New York. Lord has RBI singles in the third and eighth innings. Mathewson tosses a four-hit shutout in the Giants 9-0 win in Game 3 and Joe McGinnity blanks the A's on five hits in a 1-0 win in Game 4. Eddie Plank allows just four hits in Game 4 and the only run of the game is unearned after a Monte Cross error. Mathewson tossed a six-hit shutout in Game 5 as the Giants clinch the series with a 2-0 win.

FINAL STATISTICS

| PLAYER | AVG | G | AB | R | H | TB | 2B | 3B | HR | RBI | SH | SF | HP | BB | IBB | SO | SB | CS | DP | E | SLG | OBP |
|---------------|-------------|----------|------------|----------|-----------|-----------|----------|----------|----------|----------|----------|----------|----------|----------|----------|-----------|----------|----------|----------|----------|-------------|-------------|
| Bender | .000 | 2 | 5 | 0 | 0 | 0 | 0 | 0 | 0 | 0 | 1 | 0 | 0 | 0 | - | 1 | 0 | 0 | 0 | 0 | .000 | .000 |
| Coakley | .000 | 1 | 2 | 0 | 0 | 0 | 0 | 0 | 0 | 0 | 0 | 0 | 1 | 0 | - | 1 | 0 | 0 | 0 | 0 | .000 | .333 |
| Cross, L. | .105 | 5 | 19 | 0 | 2 | 2 | 0 | 0 | 0 | 0 | 0 | 0 | 0 | 1 | - | 1 | 0 | 0 | 0 | 1 | .105 | .150 |
| Cross, M | .176 | 5 | 17 | 0 | 3 | 3 | 0 | 0 | 0 | 0 | 0 | 0 | 0 | 0 | - | 7 | 0 | 1 | 0 | 2 | .176 | .176 |
| Davis | .200 | 5 | 20 | 0 | 4 | 5 | 1 | 0 | 0 | 0 | 0 | 0 | 0 | 0 | - | 1 | 0 | 0 | 0 | 0 | .250 | .200 |
| Hartsel | .294 | 5 | 17 | 1 | 5 | 6 | 1 | 0 | 0 | 0 | 1 | 0 | 0 | 2 | - | 1 | 2 | 0 | 0 | 1 | .353 | .368 |
| Hoffman | .000 | 1 | 1 | 0 | 0 | 0 | 0 | 0 | 0 | 0 | 0 | 0 | 0 | 0 | - | 1 | 0 | 0 | 0 | 0 | .000 | .000 |
| Lord | .100 | 5 | 20 | 0 | 2 | 2 | 0 | 0 | 0 | 2 | 0 | 0 | 0 | 0 | - | 5 | 0 | 0 | 0 | 0 | .100 | .100 |
| Murphy | .188 | 5 | 16 | 0 | 3 | 4 | 1 | 0 | 0 | 0 | 1 | 0 | 0 | 0 | - | 2 | 0 | 1 | 1 | 4 | .250 | .188 |
| Plank | .167 | 2 | 6 | 0 | 1 | 1 | 0 | 0 | 0 | 0 | 0 | 0 | 0 | 0 | - | 2 | 0 | 0 | 1 | 0 | .167 | .167 |
| Powers | .143 | 3 | 7 | 0 | 1 | 2 | 1 | 0 | 0 | 0 | 0 | 0 | 0 | 0 | - | 0 | 0 | 0 | 0 | 0 | .286 | .143 |
| Schreckengost | .222 | 3 | 9 | 2 | 2 | 3 | 1 | 0 | 0 | 0 | 0 | 0 | 0 | 0 | - | 0 | 0 | 0 | 0 | 0 | .333 | .222 |
| Seybold | .125 | 5 | 16 | 0 | 2 | 2 | 0 | 0 | 0 | 0 | 0 | 0 | 0 | 2 | - | 3 | 0 | 0 | 0 | 0 | .125 | .222 |
| TOTALS | .161 | 5 | 155 | 3 | 25 | 30 | 5 | 0 | 0 | 2 | 3 | 0 | 1 | 5 | - | 25 | 2 | 2 | 2 | 8 | .194 | .193 |

| PITCHER | W | L | ERA | G | GS | CG | GF | SHO | SV | IP | H | R | ER | HR | HB | BB | IBB | SO | WP | BK | AVG |
|---------------|----------|----------|-------------|----------|----------|----------|----------|----------|----------|-------------|-----------|-----------|----------|----------|----------|-----------|----------|-----------|----------|----------|-------------|
| Bender | 1 | 1 | 1.06 | 2 | 2 | 2 | 0 | 1 | - | 17.0 | 9 | 2 | 2 | 0 | 0 | 6 | - | 13 | 0 | 0 | .161 |
| Coakley | 0 | 1 | 2.00 | 1 | 1 | 1 | 0 | 0 | - | 9.0 | 8 | 9 | 2 | 0 | 1 | 5 | - | 2 | 0 | 0 | .235 |
| Plank | 0 | 2 | 1.59 | 2 | 2 | 2 | 0 | 0 | - | 17.0 | 14 | 4 | 3 | 0 | 1 | 4 | - | 11 | 1 | 0 | .222 |
| TOTALS | 1 | 4 | 1.47 | 5 | 5 | 5 | 0 | 1 | - | 43.0 | 31 | 15 | 7 | 0 | 2 | 15 | - | 26 | 1 | 0 | .203 |

Game 1 — October 9
New York 3, Philadelphia 0

Game 2 — October 10
Philadelphia 3, New York 0

Game 3 — October 12
New York 9, Philadelphia 0

| New York | ab | r | h | bi | Philadelphia | ab | r | h | bi | New York | ab | r | h | bi |
|---------------|-----------|----------|-----------|----------|-----------------|-----------|----------|----------|----------|---------------|-----------|----------|----------|----------|
| Bresnahan c | 3 | 1 | 1 | 1 | Hartsel lf | 4 | 1 | 2 | 0 | Bresnahan c | 3 | 2 | 0 | 0 |
| Browne rf | 5 | 0 | 0 | 0 | Lord cf | 4 | 0 | 2 | 2 | Browne rf | 5 | 2 | 1 | 0 |
| Donlin cf | 5 | 1 | 2 | 1 | Davis 1b | 4 | 0 | 0 | 0 | Donlin cf | 3 | 3 | 1 | 0 |
| McGann 1b | 3 | 0 | 1 | 0 | LCross 3b | 3 | 0 | 0 | 0 | McGann 1b | 5 | 1 | 3 | 4 |
| Mertes lf | 4 | 0 | 1 | 1 | Seybold rf | 4 | 0 | 0 | 0 | Mertes lf | 3 | 0 | 1 | 1 |
| Dahlen ss | 4 | 0 | 0 | 0 | Murphy 2b | 4 | 0 | 1 | 0 | Dahlen ss | 3 | 1 | 0 | 1 |
| Devlin 3b | 4 | 0 | 1 | 0 | MCross ss | 4 | 0 | 0 | 0 | Devlin 3b | 4 | 0 | 1 | 1 |
| Gilbert 2b | 4 | 1 | 3 | 0 | Schreckengost c | 4 | 2 | 1 | 0 | Gilbert 2b | 4 | 0 | 0 | 0 |
| Mathewson p | 3 | 0 | 1 | 0 | Bender p | 2 | 0 | 0 | 0 | Mathewson p | 4 | 0 | 1 | 0 |
| Totals | 35 | 3 | 10 | 3 | Totals | 33 | 3 | 6 | 2 | Totals | 34 | 9 | 8 | 7 |

| Philadelphia | ab | r | h | bi | New York | ab | r | h | bi | Philadelphia | ab | r | h | bi |
|-----------------|-----------|----------|----------|----------|-------------|----|---|---|----|-----------------|-----------|----------|----------|----------|
| Hartsel lf | 4 | 0 | 1 | 0 | Bresnahan c | 4 | 0 | 1 | 0 | Hartsel lf | 4 | 0 | 0 | 0 |
| Lord cf | 4 | 0 | 0 | 0 | Browne rf | 4 | 0 | 0 | 0 | Lord cf | 4 | 0 | 0 | 0 |
| Davis 1b | 4 | 0 | 1 | 0 | Donlin cf | 4 | 0 | 2 | 0 | Davis 1b | 4 | 0 | 1 | 0 |
| LCross 3b | 4 | 0 | 0 | 0 | McGann 1b | 3 | 0 | 0 | 0 | LCross 3b | 4 | 0 | 1 | 0 |
| Seybold rf | 3 | 0 | 0 | 0 | Mertes lf | 4 | 0 | 0 | 0 | Seybold rf | 3 | 0 | 1 | 0 |
| Murphy 2b | 3 | 0 | 1 | 0 | Dahlen ss | 3 | 0 | 0 | 0 | Murphy 2b | 3 | 0 | 0 | 0 |
| MCross ss | 3 | 0 | 0 | 0 | Devlin 3b | 3 | 0 | 1 | 0 | MCross ss | 3 | 0 | 1 | 0 |
| Schreckengost c | 3 | 0 | 1 | 0 | Gilbert 2b | 3 | 0 | 0 | 0 | Schreckengost c | 2 | 0 | 0 | 0 |
| Plank p | 3 | 0 | 0 | 0 | McGinnity p | 2 | 0 | 0 | 0 | Powers c | 1 | 0 | 0 | 0 |
| Totals | 31 | 0 | 4 | 0 | Strang ph | 1 | 0 | 0 | 0 | Coakley p | 2 | 0 | 0 | 0 |
| | | | | | Ames p | 0 | 0 | 0 | 0 | Totals | 30 | 0 | 4 | 0 |

New York 000 020 001 3 10 1
 Philadelphia 000 000 000 0 4 0

Philadelphia 001 000 020 3 6 2
 New York 000 000 000 0 4 2

New York 200 050 002 9 8 1
 Philadelphia 000 000 000 0 4 4

E – Donlin. **DP** – New York 1. **LOB** – New York 9, Philadelphia 4. **2B** – McGann, Mertes, Davis, Murphy, Schreckengost. **S** – Mathewson. **SB** – Bresnahan (1), Donlin (1), Devlin (1), Gilbert (1). **CS** – Gilbert.

E – Murphy, Bresnahan, McGann, MCross. **LOB** – Philadelphia 5, New York 7. **2B** – Hartsel, Bresnahan, Donlin. **S** – Bender. **SB** – Dahlen (1), Devlin (2). **CS** – Donlin, Dahlen.

E – Devlin, Murphy 3, Hartsel. **DP** – New York 1, Philadelphia 2. **LOB** – New York 4, Philadelphia 5. **2B** – McGann. **SB** – Browne (2), Donlin (2), Dahlen (2), Devlin (3), Hartsel (1). **CS** – McGann, Mertes, Murphy.

| New York | ip | h | r | er | bb | so |
|---------------|-----|----|---|----|----|----|
| Mathewson (W) | 9.0 | 4 | 0 | 0 | 0 | 6 |
| Philadelphia | ip | h | r | er | bb | so |
| Plank (L) | 9.0 | 10 | 3 | 3 | 2 | 5 |

| Philadelphia | ip | h | r | er | bb | so |
|---------------|-----|---|---|----|----|----|
| Bender (W) | 9.0 | 4 | 0 | 0 | 3 | 9 |
| New York | ip | h | r | er | bb | so |
| McGinnity (L) | 8.0 | 5 | 3 | 0 | 0 | 2 |
| Ames | 1.0 | 1 | 0 | 0 | 1 | 1 |

| New York | ip | h | r | er | bb | so |
|---------------|-----|---|---|----|----|----|
| Mathewson (W) | 9.0 | 4 | 0 | 0 | 1 | 8 |
| Philadelphia | ip | h | r | er | bb | so |
| Coakley (L) | 9.0 | 8 | 9 | 2 | 5 | 2 |

WP – Mathewson. **HBP** – by Plank (Bresnahan).
T – 1:46. **A** – 17,955
Umpires – Sheridan, O'Day.

T – 1:55. **A** – 24,992
Umpires – O'Day, Sheridan.

HBP – by Coakley (Bresnahan), by Mathewson (Coakley).
T – 1:55. **A** – 10,991
Umpires – Sheridan, O'Day.

Game 4 — October 13
New York 1, Philadelphia 0

Game 5 — October 14
New York 2, Philadelphia 0

| Philadelphia | ab | r | h | bi |
|---------------------|-----------|----------|----------|-----------|
| Hartsel lf | 1 | 0 | 0 | 0 |
| Lord cf | 4 | 0 | 0 | 0 |
| Davis 1b | 4 | 0 | 1 | 0 |
| LCross 3b | 4 | 0 | 1 | 0 |
| Seybold rf | 3 | 0 | 0 | 0 |
| Murphy 2b | 3 | 0 | 1 | 0 |
| MCross ss | 4 | 0 | 1 | 0 |
| Powers c | 3 | 0 | 0 | 0 |
| Hoffman ph | 1 | 0 | 0 | 0 |
| Plank p | 3 | 0 | 1 | 0 |
| Totals | 30 | 0 | 5 | 0 |

| Philadelphia | ab | r | h | bi |
|---------------------|-----------|----------|----------|-----------|
| Hartsel lf | 4 | 0 | 2 | 0 |
| Lord cf | 4 | 0 | 0 | 0 |
| Davis 1b | 4 | 0 | 1 | 0 |
| LCross 3b | 4 | 0 | 0 | 0 |
| Seybold rf | 3 | 0 | 1 | 0 |
| Murphy 2b | 3 | 0 | 0 | 0 |
| MCross ss | 3 | 0 | 1 | 0 |
| Powers c | 3 | 0 | 1 | 0 |
| Bender p | 3 | 0 | 0 | 0 |
| Totals | 31 | 0 | 6 | 0 |

| New York | ab | r | h | bi |
|-----------------|-----------|----------|----------|-----------|
| Bresnahan c | 2 | 0 | 1 | 0 |
| Browne rf | 4 | 0 | 2 | 0 |
| Donlin cf | 3 | 0 | 0 | 0 |
| McGann 1b | 3 | 0 | 0 | 0 |
| Mertes lf | 4 | 1 | 0 | 0 |
| Dahlen ss | 3 | 0 | 0 | 0 |
| Devlin 3b | 3 | 0 | 1 | 0 |
| Gilbert 2b | 3 | 0 | 0 | 1 |
| McGinnity p | 3 | 0 | 0 | 0 |
| Totals | 28 | 1 | 4 | 1 |

| New York | ab | r | h | bi |
|-----------------|-----------|----------|----------|-----------|
| Bresnahan c | 4 | 0 | 2 | 0 |
| Browne rf | 4 | 0 | 1 | 1 |
| Donlin cf | 4 | 0 | 0 | 0 |
| McGann 1b | 3 | 0 | 0 | 0 |
| Mertes lf | 2 | 1 | 1 | 0 |
| Dahlen ss | 2 | 0 | 0 | 0 |
| Devlin 3b | 2 | 0 | 0 | 0 |
| Gilbert 2b | 3 | 0 | 1 | 1 |
| Mathewson p | 1 | 1 | 0 | 0 |
| Totals | 25 | 2 | 5 | 2 |

| | | | | | | |
|--------------|-----|-----|-----|---|---|---|
| Philadelphia | 000 | 000 | 000 | 0 | 5 | 2 |
| New York | 000 | 100 | 00x | 1 | 4 | 0 |

| | | | | | | |
|--------------|-----|-----|-----|---|---|---|
| Philadelphia | 000 | 000 | 000 | 0 | 6 | 0 |
| New York | 000 | 010 | 01x | 2 | 5 | 1 |

E – MCross, LCross. **LOB** – Philadelphia 8, New York 7. **2B** – Devlin. **S** – Hartsel, Murphy, Donlin, McGann. **SB** – Hartsel (2).

E – Mathewson. **DP** – New York 1. **LOB** – Philadelphia 4, New York 4. **2B** – Powers, Bresnahan. **S** – Devlin, Mathewson. **CS** – MCross, Mertes.

| Philadelphia | ip | h | r | er | bb | so |
|---------------------|-----------|----------|----------|-----------|-----------|-----------|
| Plank (L) | 8.0 | 4 | 1 | 0 | 2 | 6 |
| New York | ip | h | r | er | bb | so |
| McGinnity (W) | 9.0 | 5 | 0 | 0 | 3 | 4 |

| Philadelphia | ip | h | r | er | bb | so |
|---------------------|-----------|----------|----------|-----------|-----------|-----------|
| Bender (L) | 8.0 | 5 | 2 | 2 | 3 | 4 |
| New York | ip | h | r | er | bb | so |
| Mathewson (W) | 9.0 | 6 | 0 | 0 | 0 | 4 |

WP – Plank.

T – 1:55. **A** – 13,598

Umpires – O’Day, Sheridan.

T – 1:35. **A** – 24,187

Umpires – Sheridan, O’Day.

1910 WORLD SERIES

The A's win their first World Series and use just two pitchers to defeat the Chicago Cubs, four games to one. Jack Coombs wins three of the games and posts a 3.33 ERA while Chief Bender is 1-1 with a 1.93 ERA. Eddie Collins paces the A's offense with a .429 batting average and four doubles and Frank Baker hits .409. Danny Murphy connects for the only home run of the series and leads the A's with nine RBI. The A's hit .316 and score 35 runs in the five games while the two pitchers combine for a 2.76 ERA and allow 15 runs.

The A's win the first two games in Philadelphia as Bender tosses a three-hitter in Game 1 and strikes out eight in a 4-1 win while Baker has three hits and two RBI. Coombs allows eight hits and nine walks in Game 2 but the Cubs strand 14 in a 9-3 A's win. Eddie Collins has three of the A's 14 hits and all nine Athletics collect at least one hit. The series moves to Chicago for Game 3 and Coombs comes back on one day of rest and defeats the Cubs, 12-5, collecting three hits and three RBI. Harry Davis and Jack Berry add three hits each and Barry and Murphy have three RBI. Bender suffers the A's only loss in Game 4 when the Cubs win 4-3 in 10 innings. The A's have a 3-2 lead entering the ninth but the Cubs score once in the ninth and once in the 10th for the win. The A's wrap up the series with a 7-2 win in Game 5 as Coombs picks up his third win of the series. Collins has three hits and the A's score five times in the eighth to break open a 2-1 game.

FINAL STATISTICS

| PLAYER | AVG | G | AB | R | H | TB | 2B | 3B | HR | RBI | SH | SF | HP | BB | IBB | SO | SB | CS | DP | E | SLG | OBP |
|---------------|-------------|----------|------------|-----------|-----------|-----------|-----------|----------|----------|-----------|----------|----------|----------|-----------|----------|-----------|----------|----------|----------|-----------|-------------|-------------|
| Baker | .409 | 5 | 22 | 6 | 9 | 12 | 3 | 0 | 0 | 4 | 0 | 0 | 0 | 2 | - | 1 | 0 | 3 | 0 | 3 | .545 | .458 |
| Barry | .235 | 5 | 17 | 3 | 4 | 6 | 2 | 0 | 0 | 3 | 2 | 0 | 1 | 1 | - | 3 | 0 | 0 | 1 | 0 | .353 | .316 |
| Bender | .333 | 2 | 6 | 1 | 2 | 2 | 0 | 0 | 0 | 1 | 0 | 0 | 0 | 1 | - | 1 | 0 | 0 | 0 | 0 | .333 | .429 |
| Collins | .429 | 5 | 21 | 5 | 9 | 13 | 4 | 0 | 0 | 3 | 1 | 0 | 0 | 2 | - | 0 | 4 | 2 | 0 | 1 | .619 | .478 |
| Coombs | .385 | 3 | 13 | 0 | 5 | 6 | 1 | 0 | 0 | 3 | 0 | 0 | 0 | 0 | - | 3 | 0 | 0 | 1 | 2 | .462 | .385 |
| Davis | .353 | 5 | 17 | 5 | 6 | 9 | 3 | 0 | 0 | 2 | 2 | 0 | 1 | 3 | - | 4 | 0 | 0 | 0 | 3 | .529 | .476 |
| Hartsel | .200 | 1 | 5 | 2 | 1 | 1 | 0 | 0 | 0 | 0 | 0 | 0 | 0 | 0 | - | 1 | 2 | 0 | 0 | 0 | .200 | .200 |
| Lapp | .250 | 1 | 4 | 0 | 1 | 1 | 0 | 0 | 0 | 1 | 0 | 0 | 0 | 0 | - | 2 | 0 | 0 | 0 | 0 | .250 | .250 |
| Lord | .182 | 5 | 22 | 3 | 4 | 6 | 2 | 0 | 0 | 1 | 1 | 0 | 0 | 1 | - | 3 | 0 | 1 | 0 | 0 | .273 | .217 |
| Murphy | .350 | 5 | 20 | 6 | 7 | 13 | 3 | 0 | 1 | 9 | 1 | 0 | 0 | 1 | - | 0 | 1 | 0 | 0 | 0 | .650 | .381 |
| Strunk | .278 | 4 | 18 | 2 | 5 | 8 | 1 | 1 | 0 | 2 | 0 | 0 | 0 | 2 | - | 5 | 0 | 1 | 0 | 1 | .444 | .350 |
| Thomas | .250 | 4 | 12 | 2 | 3 | 3 | 0 | 0 | 0 | 1 | 0 | 0 | 0 | 4 | - | 1 | 0 | 0 | 1 | 1 | .250 | .438 |
| Totals | .316 | 5 | 177 | 35 | 56 | 80 | 19 | 1 | 1 | 30 | 7 | 0 | 2 | 17 | - | 24 | 7 | 7 | 3 | 11 | .452 | .383 |

| PITCHER | W | L | ERA | G | GS | CG | GF | SHO | SV | IP | H | R | ER | HR | HB | BB | IBB | SO | WP | BK | AVG |
|---------------|----------|----------|-------------|----------|----------|----------|----------|----------|----------|-------------|-----------|-----------|-----------|----------|----------|-----------|----------|-----------|----------|----------|-------------|
| Bender | 1 | 1 | 1.93 | 2 | 2 | 2 | 0 | 0 | - | 18.2 | 12 | 5 | 4 | 0 | 0 | 4 | - | 14 | 0 | 0 | .194 |
| Coombs | 3 | 0 | 3.33 | 3 | 3 | 3 | 0 | 0 | - | 27.0 | 23 | 10 | 10 | 0 | 0 | 18 | - | 31 | 1 | 0 | .240 |
| Totals | 4 | 1 | 2.76 | 5 | 5 | 5 | 0 | 0 | - | 45.2 | 35 | 15 | 14 | 0 | 0 | 18 | - | 31 | 1 | 0 | .222 |

Game 1 — October 17
Philadelphia 4, Chicago 1

| Chicago | ab | r | h | bi |
|---------------|-----------|----------|----------|----------|
| Sheckard lf | 4 | 0 | 0 | 0 |
| Schulte rf | 2 | 0 | 1 | 0 |
| Hofman cf | 4 | 0 | 0 | 0 |
| Chance 1b | 3 | 0 | 0 | 0 |
| Zimmerman 2b | 3 | 0 | 0 | 0 |
| Steinfeldt 3b | 3 | 0 | 0 | 0 |
| Tinker ss | 3 | 1 | 1 | 0 |
| Kling c | 3 | 0 | 1 | 1 |
| Kane pr | 0 | 0 | 0 | 0 |
| Overall p | 1 | 0 | 0 | 0 |
| McIntire p | 1 | 0 | 0 | 0 |
| Beaumont ph | 1 | 0 | 0 | 0 |
| Totals | 28 | 1 | 3 | 1 |

| Philadelphia | ab | r | h | bi |
|---------------|-----------|----------|----------|----------|
| Strunk cf | 3 | 0 | 0 | 0 |
| Lord lf | 4 | 1 | 1 | 0 |
| Collins 2b | 2 | 1 | 1 | 0 |
| Baker 3b | 4 | 1 | 3 | 2 |
| Davis 1b | 3 | 0 | 0 | 0 |
| Murphy rf | 3 | 1 | 1 | 1 |
| Barry ss | 3 | 0 | 0 | 0 |
| Thomas c | 1 | 0 | 0 | 0 |
| Bender p | 3 | 0 | 1 | 1 |
| Totals | 26 | 4 | 7 | 4 |

Chicago 000 000 001 1 3 1
 Philadelphia 021 000 01x 4 7 2

E – Strunk, Thomas, McIntire. **LOB** – Chicago 2, Philadelphia 4. **2B** – Lord, Baker 2. **S** – Collins, Davis. **SB** – Murphy (1). **CS** – Schulte 2, Strunk, Collins, Baker.

| Chicago | ip | h | r | er | bb | so |
|--------------|-----|---|---|----|----|----|
| Overall (L) | 3.0 | 6 | 3 | 3 | 1 | 1 |
| McIntire | 5.0 | 1 | 1 | 0 | 3 | 3 |
| Philadelphia | ip | h | r | er | bb | so |
| Bender (W) | 9.0 | 3 | 1 | 0 | 2 | 8 |

T – 1:54. **A** – 26,891
Umpires – Connolly, O'Day, Rigler, Sheridan.

Game 2 — October 18
Philadelphia 9, Chicago 3

| Chicago | ab | r | h | bi |
|---------------|-----------|----------|----------|----------|
| Sheckard lf | 1 | 1 | 1 | 0 |
| Schulte rf | 3 | 1 | 0 | 0 |
| Hofman cf | 2 | 1 | 1 | 0 |
| Chance 1b | 5 | 0 | 2 | 1 |
| Zimmerman 2b | 3 | 0 | 1 | 2 |
| Steinfeldt 3b | 5 | 0 | 1 | 0 |
| Tinker ss | 4 | 0 | 2 | 0 |
| Kling c | 4 | 0 | 0 | 0 |
| Brown p | 3 | 0 | 0 | 0 |
| Beaumont ph | 1 | 0 | 0 | 0 |
| Richie p | 0 | 0 | 0 | 0 |
| Totals | 31 | 3 | 8 | 3 |

| Philadelphia | ab | r | h | bi |
|---------------|-----------|----------|-----------|----------|
| Strunk cf | 5 | 1 | 2 | 1 |
| Lord lf | 5 | 1 | 1 | 0 |
| Collins 2b | 4 | 2 | 3 | 1 |
| Baker 3b | 4 | 1 | 1 | 0 |
| Davis 1b | 5 | 1 | 2 | 2 |
| Murphy rf | 4 | 1 | 1 | 2 |
| Barry ss | 3 | 0 | 1 | 0 |
| Thomas c | 3 | 2 | 2 | 1 |
| Coombs p | 4 | 0 | 1 | 0 |
| Totals | 37 | 9 | 14 | 7 |

Chicago 100 000 101 3 8 3
 Philadelphia 002 010 60x 9 14 4

E – Coombs 2, Steinfeldt 2, Sheckard, Davis 2. **DP** – Chicago 1, Philadelphia 3. **LOB** – Chicago 14, Philadelphia 9. **2B** – Sheckard, Zimmerman, Steinfeldt, Tinker, Strunk, Collins 2, Davis, Murphy. **S** – Sheckard, Schulte 2, Barry. **SF** – Zimmerman. **SB** – Collins 2 (2). **CS** – Tinker, Lord.

| Chicago | ip | h | r | er | bb | so |
|--------------|-----|----|---|----|----|----|
| Brown (L) | 7.0 | 13 | 9 | 6 | 4 | 6 |
| Richie | 1.0 | 1 | 0 | 0 | 0 | 0 |
| Philadelphia | ip | h | r | er | bb | so |
| Coombs (W) | 9.0 | 8 | 3 | 3 | 9 | 5 |

T – 2:25. **A** – 24,597
Umpires – Rigler, Sheridan, O'Day, Connolly.

Game 3 — October 20
Philadelphia 12, Chicago 5

| Philadelphia | ab | r | h | bi |
|---------------|-----------|-----------|-----------|-----------|
| Strunk cf | 5 | 1 | 1 | 0 |
| Lord lf | 4 | 0 | 1 | 0 |
| Collins 2b | 5 | 1 | 1 | 0 |
| Baker 3b | 5 | 2 | 2 | 2 |
| Davis 1b | 3 | 3 | 3 | 0 |
| Murphy rf | 5 | 2 | 1 | 3 |
| Barry ss | 5 | 3 | 3 | 3 |
| Thomas c | 4 | 0 | 0 | 0 |
| Coombs p | 5 | 0 | 3 | 3 |
| Totals | 41 | 12 | 15 | 11 |

| Chicago | ab | r | h | bi |
|---------------|-----------|----------|----------|----------|
| Sheckard lf | 1 | 2 | 0 | 0 |
| Schulte rf | 4 | 0 | 2 | 2 |
| Hofman cf | 3 | 1 | 1 | 1 |
| Chance 1b | 1 | 0 | 0 | 0 |
| Archer 1b | 3 | 0 | 0 | 0 |
| Zimmerman 2b | 4 | 0 | 0 | 0 |
| Steinfeldt 3b | 4 | 0 | 0 | 0 |
| Tinker ss | 4 | 1 | 3 | 0 |
| Kling c | 4 | 0 | 0 | 0 |
| Reulbach p | 0 | 0 | 0 | 0 |
| Beaumont ph | 0 | 1 | 0 | 0 |
| McIntire p | 0 | 0 | 0 | 0 |
| Pfister p | 2 | 0 | 0 | 0 |
| Needham ph | 1 | 0 | 0 | 0 |
| Totals | 31 | 5 | 6 | 3 |

| Philadelphia | 125 | 000 | 400 | 12 | 15 | 1 |
|--------------|-----|-----|-----|----|----|---|
| Chicago | 120 | 000 | 020 | 5 | 6 | 5 |

E – Baker, Schulte, Hofman, Tinker 2, Steinfeldt. **DP** – Philadelphia 2, Chicago 1. **LOB** – Philadelphia 7, Chicago 4. **2B** – Davis, Barry 2, Coombs, Schulte 2, Tinker. **HR** – Murphy (1). **S** – Lord. **SF** – Hofman. **SB** – Tinker (1). **CS** – Collins, Baker.

| Philadelphia | ip | h | r | er | bb | so |
|--------------|-----|---|---|----|----|----|
| Coombs (W) | 9.0 | 6 | 5 | 5 | 4 | 8 |
| Chicago | ip | h | r | er | bb | so |
| Reulbach | 2.0 | 3 | 3 | 3 | 2 | 0 |
| McIntire (L) | 0.1 | 3 | 4 | 4 | 0 | 0 |
| Pfister | 6.2 | 9 | 5 | 0 | 1 | 1 |

WP – Coombs. **HBP** – by McIntire (Davis).
T – 2:07. **A** – 26,210
Umpires – O'Day, Sheridan, Rigler, Connolly.

Game 4— October 22
Chicago 4, Philadelphia 3 (10)

Game 5 — October 23
Philadelphia 7, Chicago 2

| Philadelphia | ab | r | h | bi | Philadelphia | ab | r | h | bi |
|---------------------|-----------|----------|-----------|-----------|---------------------|-----------|----------|----------|-----------|
| Strunk cf | 5 | 0 | 2 | 1 | Hartsel lf | 5 | 2 | 1 | 0 |
| Lord lf | 5 | 0 | 0 | 0 | Lord cf | 4 | 1 | 1 | 1 |
| Collins 2b | 5 | 1 | 1 | 0 | Collins 2b | 5 | 0 | 3 | 2 |
| Baker 3b | 4 | 1 | 3 | 0 | Baker 3b | 5 | 1 | 0 | 0 |
| Davis 1b | 3 | 0 | 1 | 0 | Davis 1b | 3 | 1 | 0 | 0 |
| Murphy rf | 4 | 0 | 2 | 2 | Murphy rf | 4 | 2 | 2 | 1 |
| Barry ss | 4 | 0 | 0 | 0 | Barry ss | 2 | 0 | 0 | 0 |
| Thomas c | 4 | 0 | 1 | 0 | Lapp c | 4 | 0 | 1 | 1 |
| Bender p | 3 | 1 | 1 | 0 | Coombs p | 4 | 0 | 1 | 0 |
| Totals | 37 | 3 | 11 | 3 | Totals | 36 | 7 | 9 | 5 |

| Chicago | ab | r | h | bi | Chicago | ab | r | h | bi |
|----------------|-----------|----------|----------|-----------|----------------|-----------|----------|----------|-----------|
| Sheckard lf | 4 | 1 | 1 | 1 | Sheckard lf | 4 | 1 | 2 | 0 |
| Schulte rf | 4 | 2 | 2 | 0 | Schulte rf | 4 | 0 | 1 | 0 |
| Hofman cf | 3 | 0 | 2 | 1 | Hofman cf | 3 | 0 | 0 | 0 |
| Chance 1b | 4 | 0 | 2 | 2 | Chance 1b | 4 | 1 | 2 | 1 |
| Zimmerman 2b | 4 | 0 | 1 | 0 | Zimmerman 2b | 3 | 0 | 2 | 0 |
| Steinfeldt 3b | 4 | 0 | 0 | 0 | Steinfeldt 3b | 4 | 0 | 1 | 1 |
| Tinker ss | 3 | 0 | 0 | 0 | Tinker ss | 4 | 0 | 0 | 0 |
| Archer c | 4 | 1 | 1 | 0 | Archer c | 4 | 0 | 1 | 0 |
| Cole p | 2 | 0 | 0 | 0 | Brown p | 3 | 0 | 0 | 0 |
| Kling ph | 1 | 0 | 0 | 0 | Kling ph | 1 | 0 | 0 | 0 |
| Kane pr | 0 | 0 | 0 | 0 | Totals | 34 | 2 | 9 | 2 |
| Brown p | 1 | 0 | 0 | 0 | Philadelphia | 100 | 010 | 050 | 7 9 1 |
| Totals | 34 | 4 | 9 | 4 | Chicago | 010 | 000 | 010 | 2 9 2 |

Philadelphia 001 200 000 0 3 11 3
 Chicago 100 100 001 1 4 9 1

E – Baker, Collins, Brown, Davis. **DP** – Philadelphia 2, Chicago 1. **LOB** – Philadelphia 10, Chicago 4. **2B** – Baker, Davis, Murphy, Schulte, Archer. **3B** – Strunk, Chance. **S** – Davis, Murphy, Hofman. **SB** – Sheckard (1). **CS** – Baker, Schulte, Zimmerman, Tinker.

| Philadelphia | ip | h | r | er | bb | so |
|---------------------|-----------|----------|----------|-----------|-----------|-----------|
| Bender (L) | 9.2 | 9 | 4 | 4 | 2 | 6 |
| Chicago | ip | h | r | er | bb | so |
| Cole | 8.0 | 10 | 3 | 3 | 3 | 5 |
| Brown (W) | 2.0 | 1 | 0 | 0 | 0 | 1 |

HBP – by Cole (Barry).

T – 2:14. **A** – 19,150

Umpires – Connolly, Rigler, Sheridan, O'Day.

E – Baker, Zimmerman, Steinfeldt. **LOB** – Philadelphia 6, Chicago 7. **2B** – Lord, Collins 2, Murphy, Sheckard, Chance. **S** – Barry, Zimmerman. **SB** – Hartsel 2 (2), Collins 2 (4), Zimmerman (1). **CS** – Schulte (2).

| Philadelphia | ip | h | r | er | bb | so |
|---------------------|-----------|----------|----------|-----------|-----------|-----------|
| Coombs (W) | 9.0 | 9 | 2 | 2 | 1 | 4 |
| Chicago | ip | h | r | er | bb | so |
| Brown (L) | 9.0 | 9 | 7 | 4 | 3 | 7 |

WP – Brown.

T – 2:06. **A** – 27,374

Umpires – O'Day, Sheridan, Rigler, Connolly.

1911 WORLD SERIES

The A's win their second consecutive World Championship as they defeat the New York Giants, four games to two. The A's pitching staff, which consists of Chief Bender, Jack Coombs and Eddie Plank, allows just 13 runs in the series for a 1.29 ERA. Bender goes 2-1 with a 1.04 ERA, Coombs is 1-0 with a 1.35 ERA and Plank is 1-1 with a 1.86 ERA. Frank "Home Run" Baker earns his nickname as he paces the A's offense with a .375 batting average, two home runs and five RBI. Jack Barry hits .368 and the A's offense hits .244 with 27 runs scored in the six games.

The A's lose Game 1 at New York by a 2-1 score as Bender strikes out 11 in eight innings in a complete game effort but loses to Christy Mathewson who tosses a six-hitter. The A's then win each of the next three games, beginning with a 3-1 win at Philadelphia in Game 2. Plank tosses a five-hitter and Baker breaks a 1-1 tie with a two-run home run in the sixth inning. Game 3 lasts 11 innings at New York and the A's are 3-2 winners. Trailing 1-0 entering the ninth inning, Baker homers to tie the game and the A's score two in the 11th for the win. Coombs goes the distance, allowing just three hits in 11 innings. The series is delayed for seven days because of rain but it resumes with a 4-2 A's win in Philadelphia in Game 4. Bender tosses a seven-hitter, Barry has three hits and Eddie Collins, Danny Murphy and Baker have two hits each. The A's lead 3-0 after six innings in Game 5 but the Giants score once in the bottom of the seventh, twice in the ninth and once in the 10th for the win. The A's then wrap up the series with a 13-2 win at Philadelphia, scoring seven times in the seventh inning. Murphy has four hits, Bris Lord adds three and Bender tosses a four-hitter.

FINAL STATISTICS

| PLAYER | AVG | G | AB | R | H | TB | 2B | 3B | HR | RBI | SH | SF | HP | BB | IBB | SO | SB | CS | DP | E | SLG | OBP |
|---------------|-------------|----------|------------|-----------|-----------|-----------|-----------|----------|----------|-----------|----------|----------|----------|----------|----------|-----------|----------|----------|----------|-----------|-------------|-------------|
| Baker | .375 | 6 | 24 | 7 | 9 | 17 | 2 | 0 | 2 | 5 | 0 | 0 | 0 | 1 | - | 5 | 0 | 1 | 0 | 2 | .708 | .400 |
| Barry | .368 | 6 | 19 | 2 | 7 | 11 | 4 | 0 | 0 | 2 | 2 | 1 | 0 | 0 | - | 2 | 2 | 1 | 0 | 3 | .579 | .350 |
| Bender | .091 | 3 | 11 | 0 | 1 | 1 | 0 | 0 | 0 | 0 | 0 | 0 | 0 | 0 | - | 1 | 0 | 0 | 0 | 0 | .091 | .091 |
| Collins | .286 | 6 | 21 | 4 | 6 | 7 | 1 | 0 | 0 | 1 | 2 | 0 | 0 | 2 | - | 3 | 2 | 0 | 0 | 4 | .333 | .348 |
| Coombs | .250 | 2 | 8 | 1 | 2 | 2 | 0 | 0 | 0 | 0 | 0 | 0 | 0 | 0 | - | 0 | 0 | 0 | 0 | 0 | .250 | .250 |
| Davis | .208 | 6 | 24 | 3 | 5 | 6 | 1 | 0 | 0 | 5 | 0 | 0 | 0 | 0 | - | 3 | 0 | 1 | 0 | 0 | .250 | .208 |
| Lapp | .250 | 2 | 8 | 1 | 2 | 2 | 0 | 0 | 0 | 0 | 0 | 0 | 0 | 0 | - | 1 | 0 | 0 | 0 | 0 | .250 | .250 |
| Lord | .185 | 6 | 27 | 2 | 5 | 7 | 2 | 0 | 1 | 0 | 0 | 0 | 0 | 0 | - | 5 | 0 | 0 | 0 | 0 | .259 | .185 |
| McInnis | — | 1 | 0 | 0 | 0 | 0 | 0 | 0 | 0 | 0 | 0 | 0 | 0 | 0 | - | 0 | 0 | 0 | 0 | 0 | — | — |
| Murphy | .304 | 6 | 23 | 4 | 7 | 10 | 3 | 0 | 0 | 3 | 1 | 0 | 0 | 0 | - | 3 | 0 | 2 | 0 | 1 | .435 | .304 |
| Oldring | .200 | 6 | 25 | 2 | 5 | 10 | 2 | 0 | 1 | 3 | 2 | 0 | 0 | 0 | - | 4 | 0 | 0 | 0 | 1 | .400 | .200 |
| Plank | .000 | 2 | 3 | 0 | 0 | 0 | 0 | 0 | 0 | 0 | 0 | 0 | 0 | 0 | - | 2 | 0 | 0 | 0 | 0 | .000 | .000 |
| Strunk | — | 1 | 0 | 0 | 0 | 0 | 0 | 0 | 0 | 0 | 0 | 0 | 0 | 0 | - | 0 | 0 | 0 | 0 | 0 | — | — |
| Thomas | .083 | 4 | 12 | 1 | 1 | 1 | 0 | 0 | 0 | 1 | 0 | 1 | 0 | 1 | - | 2 | 0 | 1 | 0 | 0 | .083 | .143 |
| Totals | .244 | 6 | 205 | 27 | 50 | 74 | 15 | 0 | 3 | 21 | 7 | 2 | 0 | 4 | - | 31 | 4 | 6 | 0 | 11 | .361 | .256 |

| PITCHER | W | L | ERA | G | GS | CG | GF | SHO | SV | IP | H | R | ER | HR | HB | BB | IBB | SO | WP | BK | AVG |
|---------------|----------|----------|-------------|----------|----------|----------|----------|----------|----------|-------------|-----------|-----------|----------|----------|----------|-----------|----------|-----------|----------|----------|-------------|
| Bender | 2 | 1 | 1.04 | 3 | 3 | 3 | 0 | 0 | - | 26.0 | 16 | 6 | 3 | 0 | 1 | 8 | - | 20 | 1 | 0 | .172 |
| Coombs | 1 | 0 | 1.35 | 2 | 2 | 1 | 0 | 0 | - | 20.0 | 11 | 5 | 3 | 0 | 1 | 6 | - | 16 | 0 | 0 | .175 |
| Plank | 1 | 1 | 1.86 | 2 | 1 | 1 | 1 | 0 | - | 9.2 | 6 | 2 | 2 | 0 | 1 | 0 | - | 8 | 0 | 0 | .182 |
| Totals | 4 | 2 | 1.29 | 6 | 6 | 5 | 1 | 0 | - | 55.2 | 33 | 13 | 8 | 0 | 3 | 14 | - | 44 | 1 | 0 | .175 |

Game 1 – October 14
New York 2, Philadelphia 1

Game 2 – October 16
Philadelphia 3, New York 1

Game 3 – October 17
Philadelphia 3, New York 2 (11)

| Philadelphia | ab | r | h | bi | New York | ab | r | h | bi | Philadelphia | ab | r | h | bi |
|---------------|-----------|----------|----------|----------|---------------|-----------|----------|----------|----------|---------------|-----------|----------|----------|----------|
| Lord lf | 4 | 0 | 0 | 0 | Devore lf | 4 | 0 | 0 | 0 | Lord lf | 5 | 0 | 0 | 0 |
| Oldring cf | 4 | 0 | 2 | 0 | Doyle 2b | 4 | 0 | 0 | 0 | Oldring cf | 5 | 0 | 0 | 0 |
| Collins 2b | 3 | 0 | 0 | 0 | Snodgrass cf | 3 | 0 | 2 | 0 | Collins 2b | 5 | 1 | 2 | 0 |
| Baker 3b | 4 | 1 | 2 | 0 | Murray rf | 4 | 0 | 0 | 0 | Baker 3b | 5 | 2 | 2 | 1 |
| Murphy rf | 3 | 0 | 0 | 0 | Merkle 1b | 3 | 0 | 1 | 0 | Murphy rf | 5 | 0 | 0 | 1 |
| Davis 1b | 4 | 0 | 1 | 1 | Herzog 3b | 3 | 1 | 1 | 0 | Davis 1b | 5 | 0 | 2 | 1 |
| Barry ss | 3 | 0 | 0 | 0 | Fletcher ss | 3 | 0 | 0 | 0 | Barry ss | 3 | 0 | 2 | 0 |
| Thomas c | 3 | 0 | 0 | 0 | Meyers c | 3 | 0 | 1 | 1 | Lapp c | 4 | 0 | 1 | 0 |
| Bender p | 3 | 0 | 1 | 0 | Marquard p | 2 | 0 | 0 | 0 | Coombs p | 4 | 0 | 0 | 0 |
| Totals | 31 | 1 | 6 | 1 | Totals | 30 | 1 | 5 | 1 | Totals | 41 | 3 | 9 | 3 |

| New York | ab | r | h | bi |
|---------------|-----------|----------|----------|----------|
| Devore lf | 3 | 0 | 1 | 1 |
| Doyle 2b | 3 | 0 | 1 | 0 |
| Snodgrass cf | 2 | 1 | 0 | 0 |
| Murray rf | 3 | 0 | 0 | 0 |
| Merkle 1b | 4 | 0 | 1 | 0 |
| Herzog 3b | 3 | 0 | 0 | 0 |
| Fletcher ss | 4 | 0 | 0 | 0 |
| Meyers c | 3 | 1 | 1 | 0 |
| Mathewson p | 3 | 0 | 1 | 0 |
| Totals | 28 | 2 | 5 | 1 |

| Philadelphia | ab | r | h | bi |
|---------------|-----------|----------|----------|----------|
| Lord lf | 4 | 1 | 1 | 0 |
| Oldring cf | 3 | 0 | 0 | 0 |
| Collins 2b | 3 | 1 | 2 | 0 |
| Baker 3b | 3 | 1 | 1 | 2 |
| Murphy rf | 3 | 0 | 0 | 0 |
| Davis 1b | 3 | 0 | 0 | 0 |
| Barry ss | 3 | 0 | 0 | 0 |
| Thomas c | 3 | 0 | 0 | 0 |
| Plank p | 3 | 0 | 0 | 0 |
| Totals | 28 | 3 | 4 | 2 |

| New York | ab | r | h | bi |
|---------------|-----------|----------|----------|----------|
| Devore lf | 4 | 0 | 0 | 1 |
| Doyle 2b | 4 | 0 | 0 | 0 |
| Snodgrass cf | 3 | 0 | 0 | 0 |
| Murray rf | 2 | 0 | 0 | 0 |
| Merkle 1b | 3 | 0 | 0 | 0 |
| Herzog 3b | 3 | 1 | 1 | 0 |
| Fletcher ss | 4 | 0 | 0 | 0 |
| Meyers c | 4 | 1 | 1 | 0 |
| Mathewson p | 3 | 0 | 1 | 0 |
| Becker ph | 1 | 0 | 0 | 0 |
| Totals | 31 | 2 | 3 | 1 |

| | | | | | | |
|--------------|-----|-----|-----|---|---|---|
| Philadelphia | 010 | 000 | 000 | 1 | 6 | 2 |
| New York | 000 | 100 | 10x | 2 | 5 | 0 |

| | | | | | | |
|--------------|-----|-----|-----|---|---|---|
| New York | 010 | 000 | 000 | 1 | 5 | 3 |
| Philadelphia | 100 | 002 | 00x | 3 | 4 | 0 |

| | | | | | | | |
|--------------|-----|-----|-----|----|---|---|---|
| Philadelphia | 000 | 000 | 001 | 02 | 3 | 9 | 2 |
| New York | 001 | 000 | 000 | 01 | 2 | 3 | 5 |

E – Baker, Collins. **LOB** – Philadelphia 5, New York 8. **2B** – Oldring 2, Devore, Meyers. **S** – Murphy, Murray. **SB** – Doyle (1). **CS** – Baker, Snodgrass 2.

E – Devore, Merkle, Murray. **LOB** – New York 3, Philadelphia 2. **2B** – Herzog, Collins. **HR** – Baker (1). **S** – Oldring.

E – Fletcher 2, Herzog 3, Collins 2. **DP** – New York 1. **LOB** – Philadelphia 6, New York 1. **2B** – Barry, Herzog. **HR** – Baker (2). **S** – Barry, Murray. **SB** – Collins (1), Barry (1). **CS** – Davis, Devore, Murray, Merkle, Herzog, Becker.

| Philadelphia | ip | h | r | er | bb | so |
|-----------------|-----------|----------|----------|-----------|-----------|-----------|
| Bender (L) | 8.0 | 5 | 2 | 1 | 4 | 11 |
| New York | ip | h | r | er | bb | so |
| Mathewson (W) | 9.0 | 6 | 1 | 1 | 1 | 5 |

| New York | ip | h | r | er | bb | so |
|---------------------|-----------|----------|----------|-----------|-----------|-----------|
| Marquard (L) | 7.0 | 4 | 3 | 2 | 0 | 4 |
| Crandall | 1.0 | 0 | 0 | 0 | 0 | 2 |
| Philadelphia | ip | h | r | er | bb | so |
| Plank (W) | 9.0 | 5 | 1 | 1 | 0 | 8 |

| Philadelphia | ip | h | r | er | bb | so |
|-----------------|-----------|----------|----------|-----------|-----------|-----------|
| Coombs (W) | 11.0 | 3 | 2 | 1 | 4 | 7 |
| New York | ip | h | r | er | bb | so |
| Mathewson (L) | 11.0 | 9 | 3 | 1 | 0 | 3 |

PB – Meyers. **HBP** – by Bender (Snodgrass).
T – 2:12. **A** – 38,281
Umpires – Klem, Dinneen, Brennan, Connolly.

WP – Marquard. **HBP** – by Plank (Snodgrass).
T – 1:52. **A** – 26,286
Umpires – Connolly, Brennan, Klem, Dinneen.

T – 2:25. **A** – 37,216
Umpires – Brennan, Connolly, Klem, Dinneen.

Game 4 – October 24
Philadelphia 4, New York 2

| New York | ab | r | h | bi |
|---------------|-----------|----------|----------|----------|
| Devore lf | 4 | 1 | 2 | 0 |
| Doyle 2b | 3 | 1 | 1 | 1 |
| Snodgrass cf | 3 | 0 | 0 | 1 |
| Murray rf | 4 | 0 | 0 | 0 |
| Merkle 1b | 4 | 0 | 1 | 0 |
| Herzog 3b | 4 | 0 | 0 | 0 |
| Fletcher ss | 4 | 0 | 2 | 0 |
| Meyers c | 4 | 0 | 1 | 0 |
| Mathewson p | 1 | 0 | 0 | 0 |
| Becker ph | 1 | 0 | 0 | 0 |
| Wiltse p | 0 | 0 | 0 | 0 |
| Totals | 32 | 2 | 7 | 2 |

| Philadelphia | ab | r | h | bi |
|---------------|-----------|----------|-----------|----------|
| Lord lf | 4 | 0 | 1 | 0 |
| Oldring cf | 3 | 0 | 0 | 0 |
| Collins 2b | 3 | 1 | 2 | 0 |
| Baker 3b | 3 | 1 | 2 | 1 |
| Murphy rf | 4 | 1 | 2 | 1 |
| Davis 1b | 4 | 1 | 1 | 1 |
| Barry ss | 4 | 0 | 3 | 0 |
| Thomas c | 3 | 0 | 0 | 1 |
| Bender p | 4 | 0 | 0 | 0 |
| Totals | 32 | 4 | 11 | 4 |

| | | | | | | |
|--------------|-----|-----|-----|---|----|---|
| New York | 200 | 000 | 000 | 2 | 7 | 3 |
| Philadelphia | 000 | 310 | 00x | 4 | 11 | 1 |

E – Fletcher, Baker, Murray, Mathewson.
DP – Philadelphia 1. **LOB** – New York 6, Philadelphia 8. **2B** – Merkle, Meyers, Baker 2, Murphy 2, Davis, Barry 2. **3B** – Doyle. **S** – Oldring, Collins. **SF** – Snodgrass, Thomas. **CS** – Murphy.

| New York | ip | h | r | er | bb | so |
|---------------------|-----------|----------|----------|-----------|-----------|-----------|
| Mathewson (L) | 7.0 | 10 | 4 | 4 | 1 | 5 |
| Wiltse | 1.0 | 1 | 0 | 0 | 0 | 1 |
| Philadelphia | ip | h | r | er | bb | so |
| Bender (W) | 9.0 | 7 | 2 | 2 | 2 | 4 |

T – 1:49. **A** – 24,355
Umpires – Dinneen, Klem, Connolly, Brennan.

Game 5 – October 25
New York 4, Philadelphia 3 (10)

| Philadelphia | ab | r | h | bi |
|---------------|-----------|----------|----------|----------|
| Lord lf | 5 | 0 | 0 | 0 |
| Oldring cf | 5 | 1 | 2 | 3 |
| Collins 2b | 3 | 0 | 0 | 0 |
| Baker 3b | 4 | 0 | 0 | 0 |
| Murphy rf | 4 | 0 | 1 | 0 |
| Davis 1b | 4 | 0 | 0 | 0 |
| Barry ss | 4 | 0 | 1 | 0 |
| Lapp c | 4 | 1 | 1 | 0 |
| Coombs p | 4 | 1 | 2 | 0 |
| Strunk pr | 0 | 0 | 0 | 0 |
| Plank p | 0 | 0 | 0 | 0 |
| Totals | 37 | 3 | 7 | 3 |

| New York | ab | r | h | bi |
|---------------|-----------|----------|----------|----------|
| Devore lf | 5 | 0 | 1 | 1 |
| Doyle 2b | 5 | 1 | 4 | 0 |
| Snodgrass cf | 4 | 0 | 0 | 0 |
| Murray rf | 5 | 0 | 0 | 0 |
| Merkle 1b | 2 | 1 | 0 | 1 |
| Herzog 3b | 4 | 0 | 1 | 0 |
| Fletcher ss | 4 | 1 | 1 | 0 |
| Meyers c | 3 | 0 | 1 | 1 |
| Marquard p | 0 | 0 | 0 | 0 |
| Becker ph | 1 | 0 | 0 | 0 |
| Ames p | 1 | 0 | 0 | 0 |
| Crandall ph-p | 1 | 1 | 1 | 1 |
| Totals | 35 | 4 | 9 | 4 |

| | | | | | | | |
|--------------|-----|-----|-----|---|---|---|---|
| New York | 003 | 000 | 000 | 0 | 3 | 7 | 1 |
| Philadelphia | 000 | 000 | 102 | 1 | 4 | 9 | 2 |

E – Fletcher, Doyle, Collins. **DP** – Philadelphia 1, New York 1. **LOB** – Philadelphia 5, New York 6. **2B** – Doyle 2, Fletcher, Crandall. **HR** – Oldring (1). **S** – Snodgrass. **SF** – Merkle, Meyers. **SB** – Collins (2), Barry (2), Doyle (2), Herzog (1). **CS** – Murphy, Barry, Devore, Meyers.

| Philadelphia | ip | h | r | er | bb | so |
|-----------------|-----------|----------|----------|-----------|-----------|-----------|
| Coombs | 9.0 | 8 | 3 | 2 | 2 | 9 |
| Plank (L) | 0.2 | 1 | 1 | 1 | 0 | 0 |
| New York | ip | h | r | er | bb | so |
| Marquard | 3.0 | 3 | 3 | 0 | 1 | 2 |
| Ames | 4.0 | 2 | 0 | 0 | 0 | 2 |
| Crandall (W) | 3.0 | 2 | 0 | 0 | 0 | 0 |

WP – Crandall. **HBP** – by Coombs (Merkle).
T – 2:33. **A** – 33,228
Umpires – Klem, Dinneen, Connolly, Brennan.

Game 6 – October 26
Philadelphia 13, New York 2

| New York | ab | r | h | bi |
|---------------|-----------|----------|----------|----------|
| Devore lf | 4 | 0 | 0 | 0 |
| Doyle 2b | 4 | 1 | 1 | 0 |
| Snodgrass cf | 4 | 0 | 0 | 0 |
| Murray rf | 3 | 0 | 0 | 0 |
| Merkle 1b | 4 | 0 | 0 | 0 |
| Herzog 3b | 4 | 1 | 1 | 0 |
| Fletcher ss | 4 | 0 | 0 | 1 |
| Meyers c | 3 | 0 | 1 | 0 |
| Wilson c | 1 | 0 | 0 | 0 |
| Ames p | 1 | 0 | 1 | 0 |
| Crandall ph | 0 | 0 | 0 | 0 |
| Wiltse p | 1 | 0 | 0 | 0 |
| Marquard p | 0 | 0 | 0 | 0 |
| Totals | 33 | 2 | 4 | 1 |

| Philadelphia | ab | r | h | bi |
|---------------|-----------|-----------|-----------|----------|
| Lord lf | 5 | 1 | 3 | 1 |
| Oldring cf | 5 | 1 | 1 | 0 |
| Collins 2b | 4 | 1 | 0 | 1 |
| Baker 3b | 5 | 2 | 2 | 1 |
| Murphy rf | 4 | 3 | 4 | 1 |
| Davis 1b | 4 | 2 | 1 | 2 |
| McInnis 1b | 0 | 0 | 0 | 0 |
| Barry ss | 2 | 2 | 1 | 2 |
| Thomas c | 3 | 1 | 1 | 0 |
| Bender p | 4 | 0 | 0 | 0 |
| Totals | 36 | 13 | 13 | 8 |

| | | | | | | |
|--------------|-----|-----|-----|----|----|---|
| New York | 100 | 000 | 001 | 2 | 4 | 3 |
| Philadelphia | 001 | 401 | 70x | 13 | 13 | 5 |

E – Barry 3, Merkle, Murray, Oldring, Ames, Murphy. **LOB** – New York 6, Philadelphia 3. **2B** – Doyle, Lord 2, Murphy, Barry. **S** – Collins, Barry. **SF** – Barry. **SB** – Herzo (2). **CS** – Devore, Thomas.

| New York | ip | h | r | er | bb | so |
|---------------------|-----------|----------|----------|-----------|-----------|-----------|
| Ames (L) | 4.0 | 4 | 5 | 2 | 1 | 4 |
| Wiltse | 2.1 | 7 | 8 | 7 | 0 | 1 |
| Marquard | 1.2 | 2 | 0 | 0 | 0 | 2 |
| Philadelphia | ip | h | r | er | bb | so |
| Bender (W) | 9.0 | 4 | 2 | 0 | 2 | 5 |

WP – Bender, Marquard.
T – 2:12. **A** – 20,485
Umpires – Connolly, Brennan, Klem, Dinneen.

1913 WORLD SERIES

The A's win their third World Championship over a four-year span as they defeat the New York Giants, four games to one. The A's use just three pitchers in the series with all going the distance, including Chief Bender, who wins Games 1 and 4, and Eddie Plank, who posts a 1-1 record and a 0.95 ERA. Frank Baker paces the A's offense with a .450 batting average and matches Wally Schang for the team-lead with seven RBI. Eddie Collins hits .421 and steals three bases.

Bender allows 11 hits in Game 1 at New York, but the A's defeat the Giants, 6-4. Collins goes 3 for 3 and scores three runs and Baker is 3 for 4 with three RBI, including a two-run home run. The A's lone loss comes in a Game 2 at Philadelphia, a 3-0 decision in 10 innings. Plank tosses nine shutout innings before allowing three runs in the top of the 10th, while Christy Mathewson blanks the A's on eight hits. The series returns to Philadelphia for Game 3 and the A's score five times in the first two innings en route to an 8-2 win. Collins has his second three-hit game of the series and drives in three runs and Joe Bush tosses a five hitter. The A's take a 6-0 lead into the seventh inning of Game 4 at Philadelphia and hold on to win 6-5. Jack Barry has three hits and Schang goes 2 for 2 with four RBI. The A's then clinch the series at New York with a 3-1 win in Game 5 as Plank tosses a two-hitter, allowing just one unearned run in the fifth inning. The A's score early again as Baker has a sacrifice fly in the first inning and a RBI single in the A's two-run third.

FINAL STATISTICS

| PLAYER | AVG | G | AB | R | H | TB | 2B | 3B | HR | RBI | SH | SF | HP | BB | IBB | SO | SB | CS | DP | E | SLG | OBP |
|---------------|-------------|----------|------------|-----------|-----------|-----------|----------|----------|----------|-----------|----------|----------|----------|----------|----------|-----------|----------|----------|----------|----------|-------------|-------------|
| Baker | .450 | 5 | 20 | 2 | 9 | 12 | 0 | 0 | 1 | 7 | 0 | 1 | 0 | 0 | - | 2 | 1 | 1 | 0 | 1 | .600 | .429 |
| Barry | .300 | 5 | 20 | 3 | 6 | 9 | 3 | 0 | 0 | 1 | 0 | 0 | 0 | 0 | - | 0 | 0 | 0 | 0 | 1 | .450 | .300 |
| Bender | .000 | 2 | 8 | 0 | 0 | 0 | 0 | 0 | 0 | 1 | 0 | 0 | 0 | 0 | - | 1 | 0 | 0 | 0 | 0 | .000 | .000 |
| Bush | .250 | 1 | 4 | 0 | 1 | 1 | 0 | 0 | 0 | 0 | 0 | 0 | 0 | 0 | - | 1 | 0 | 0 | 0 | 0 | .250 | .250 |
| Collins | .421 | 5 | 19 | 5 | 8 | 12 | 0 | 2 | 0 | 3 | 2 | 0 | 0 | 1 | - | 2 | 3 | 0 | 0 | 1 | .632 | .450 |
| Lapp | .250 | 1 | 4 | 0 | 1 | 1 | 0 | 0 | 0 | 0 | 0 | 0 | 0 | 0 | - | 1 | 0 | 0 | 0 | 0 | .250 | .250 |
| McInnis | .118 | 5 | 17 | 1 | 2 | 3 | 1 | 0 | 0 | 2 | 2 | 1 | 0 | 0 | - | 2 | 0 | 0 | 0 | 0 | .176 | .111 |
| Murphy | .227 | 5 | 22 | 2 | 5 | 5 | 0 | 0 | 0 | 0 | 0 | 0 | 0 | 2 | - | 0 | 0 | 1 | 0 | 0 | .227 | .292 |
| Oldring | .273 | 5 | 22 | 5 | 6 | 8 | 0 | 1 | 0 | 0 | 0 | 0 | 0 | 0 | - | 1 | 1 | 0 | 0 | 0 | .364 | .273 |
| Plank | .143 | 2 | 7 | 0 | 1 | 1 | 0 | 0 | 0 | 0 | 0 | 0 | 0 | 0 | - | 0 | 0 | 0 | 0 | 1 | .143 | .143 |
| Schang | .357 | 4 | 14 | 2 | 5 | 10 | 0 | 1 | 1 | 7 | 0 | 0 | 0 | 2 | - | 4 | 0 | 0 | 0 | 1 | .714 | .438 |
| Strunk | .118 | 5 | 17 | 3 | 2 | 2 | 0 | 0 | 0 | 0 | 1 | 0 | 0 | 2 | - | 2 | 0 | 0 | 0 | 0 | .118 | .211 |
| Totals | .264 | 5 | 174 | 23 | 46 | 64 | 4 | 4 | 2 | 21 | 5 | 2 | 0 | 7 | - | 16 | 5 | 2 | 0 | 5 | .368 | .290 |

| PITCHER | W | L | ERA | G | GS | CG | GF | SHO | SV | IP | H | R | ER | HR | HB | BB | IBB | SO | WP | BK | AVG |
|---------------|----------|----------|-------------|----------|----------|----------|----------|----------|----------|-------------|-----------|-----------|-----------|----------|----------|----------|----------|-----------|----------|----------|-------------|
| Bender | 2 | 0 | 4.00 | 2 | 2 | 2 | 0 | 0 | - | 18.0 | 19 | 9 | 8 | 1 | 1 | 1 | - | 9 | 0 | 0 | .271 |
| Bush | 1 | 0 | 1.00 | 1 | 1 | 1 | 0 | 0 | - | 9.0 | 5 | 2 | 1 | 0 | 1 | 4 | - | 3 | 0 | 0 | .172 |
| Plank | 1 | 1 | 0.95 | 2 | 2 | 2 | 0 | 0 | - | 19.0 | 9 | 4 | 2 | 0 | 1 | 3 | - | 7 | 0 | 0 | .138 |
| Totals | 4 | 1 | 2.15 | 5 | 5 | 5 | 0 | 0 | - | 46.0 | 33 | 15 | 11 | 1 | 3 | 8 | - | 19 | 0 | 0 | .201 |

Game 1 – October 7
Philadelphia 6, New York 4

| Philadelphia | ab | r | h | bi |
|---------------|-----------|----------|-----------|----------|
| Murphy rf | 4 | 0 | 1 | 0 |
| Oldring lf | 4 | 0 | 1 | 0 |
| Collins 2b | 3 | 3 | 3 | 0 |
| Baker 3b | 4 | 1 | 3 | 3 |
| McInnis 1b | 3 | 0 | 1 | 1 |
| Strunk cf | 4 | 1 | 0 | 0 |
| Barry ss | 4 | 1 | 1 | 0 |
| Schang c | 4 | 0 | 1 | 2 |
| Bender p | 4 | 0 | 0 | 0 |
| Totals | 34 | 6 | 11 | 6 |

| New York | ab | r | h | bi |
|---------------|-----------|----------|-----------|----------|
| Shafer cf | 5 | 0 | 1 | 0 |
| Doyle 2b | 4 | 1 | 2 | 2 |
| Fletcher ss | 4 | 0 | 2 | 1 |
| Burns lf | 4 | 0 | 1 | 1 |
| Herzog 3b | 4 | 0 | 0 | 0 |
| Murray rf | 4 | 0 | 2 | 0 |
| Meyers c | 4 | 0 | 0 | 0 |
| Merkle 1b | 4 | 2 | 2 | 0 |
| Marquard p | 0 | 0 | 0 | 0 |
| McCormick | 1 | 1 | 1 | 0 |
| Crandall p | 1 | 0 | 0 | 0 |
| Tesreau p | 0 | 0 | 0 | 0 |
| McLean ph | 1 | 0 | 0 | 0 |
| Totals | 36 | 4 | 11 | 4 |

| | | | | | | |
|--------------|-----|-----|-----|---|----|---|
| Philadelphia | 000 | 320 | 010 | 6 | 11 | 1 |
| New York | 001 | 030 | 000 | 4 | 11 | 0 |

E – Barry. **DP** – Philadelphia 1. **LOB** – Philadelphia 4, New York 6. **2B** – McInnis, Barry, Burns. **3B** – Collins. **HR** – Baker (1). **S** – McInnis, Marquard. **SB** – Collins (1). **CS** – Murphy, Baker, Fletcher.

| Philadelphia | ip | h | r | er | bb | so |
|-----------------|-----------|----------|----------|-----------|-----------|-----------|
| Bender (W) | 9.0 | 11 | 4 | 3 | 0 | 4 |
| New York | ip | h | r | er | bb | so |
| Marquard (L) | 5.0 | 8 | 5 | 5 | 1 | 1 |
| Crandall | 2.0 | 3 | 1 | 1 | 0 | 1 |
| Tesreau | 2.0 | 0 | 0 | 0 | 1 | 1 |

Crandall pitched to three batters in the 8th

T – 2:06. **A** – 36,291

Umpires – Klem, Egan, Rigler, Connolly.

Game 2 – October 8
New York 3, Philadelphia 0 (10)

| New York | ab | r | h | bi |
|---------------|-----------|----------|----------|----------|
| Herzog 3b | 5 | 1 | 0 | 0 |
| Doyle 2b | 4 | 0 | 0 | 0 |
| Fletcher ss | 5 | 0 | 2 | 2 |
| Burns lf | 4 | 0 | 0 | 0 |
| Shafer cf | 5 | 0 | 0 | 0 |
| Murray rf | 4 | 0 | 0 | 0 |
| McLean c | 4 | 0 | 2 | 0 |
| Grant pr | 0 | 1 | 0 | 0 |
| Wilson c | 0 | 0 | 0 | 0 |
| Snodgrass 1b | 1 | 0 | 1 | 0 |
| Wiltse pr-1b | 2 | 0 | 0 | 0 |
| Mathewson p | 3 | 1 | 2 | 1 |
| Totals | 37 | 3 | 7 | 3 |

| Philadelphia | ab | r | h | bi |
|---------------|-----------|----------|----------|----------|
| Murphy rf | 5 | 0 | 0 | 0 |
| Oldring lf | 5 | 0 | 1 | 0 |
| Collins 2b | 4 | 0 | 1 | 0 |
| Baker 3b | 5 | 0 | 2 | 0 |
| McInnis 1b | 4 | 0 | 0 | 0 |
| Strunk cf | 3 | 0 | 1 | 0 |
| Barry ss | 4 | 0 | 1 | 0 |
| Lapp c | 4 | 0 | 1 | 0 |
| Plank p | 4 | 0 | 1 | 0 |
| Totals | 38 | 0 | 8 | 0 |

| | | | | | | | |
|--------------|-----|-----|-----|---|---|---|---|
| New York | 000 | 000 | 000 | 3 | 3 | 7 | 2 |
| Philadelphia | 000 | 000 | 000 | 0 | 0 | 8 | 2 |

E – Baker, Doyle 2, Collins. **LOB** – New York 8, Philadelphia 10. **S** – Collins, Wiltse. **CS** – Shafer.

| New York | ip | h | r | er | bb | so |
|---------------------|-----------|----------|----------|-----------|-----------|-----------|
| Mathewson (W) | 10.0 | 8 | 0 | 0 | 1 | 5 |
| Philadelphia | ip | h | r | er | bb | so |
| Plank (L) | 10.0 | 7 | 3 | 2 | 2 | 6 |

HBP – by Plank (Doyle).

T – 2:22. **A** – 20,563

Umpires – Connolly, Rigler, Klem, Egan.

Game 3 – October 9
Philadelphia 8, New York 2

| Philadelphia | ab | r | h | bi |
|---------------|-----------|----------|-----------|----------|
| Murphy rf | 5 | 1 | 2 | 0 |
| Oldring lf | 5 | 3 | 2 | 0 |
| Collins 2b | 5 | 2 | 3 | 3 |
| Baker 3b | 4 | 1 | 2 | 2 |
| McInnis 1b | 4 | 0 | 0 | 0 |
| Strunk cf | 4 | 0 | 0 | 0 |
| Barry ss | 4 | 0 | 1 | 0 |
| Schang c | 4 | 1 | 1 | 1 |
| Bush p | 4 | 0 | 1 | 0 |
| Totals | 39 | 8 | 12 | 6 |

| New York | ab | r | h | bi |
|---------------|-----------|----------|----------|----------|
| Herzog 3b | 4 | 0 | 0 | 0 |
| Doyle 2b | 4 | 0 | 1 | 0 |
| Fletcher ss | 2 | 0 | 1 | 0 |
| Burns lf | 4 | 0 | 0 | 0 |
| Shafer cf | 3 | 1 | 1 | 0 |
| Murray rf | 3 | 1 | 1 | 1 |
| McLean c | 2 | 0 | 1 | 1 |
| Cooper pr | 0 | 0 | 0 | 0 |
| Wilson c | 2 | 0 | 0 | 0 |
| Merkle 1b | 2 | 0 | 0 | 0 |
| Wiltse pr-1b | 0 | 0 | 0 | 0 |
| Tesreau p | 2 | 0 | 0 | 0 |
| Crandall p | 1 | 0 | 0 | 0 |
| Totals | 29 | 2 | 5 | 2 |

| | | | | | | |
|--------------|-----|-----|-----|---|----|---|
| Philadelphia | 320 | 000 | 210 | 8 | 12 | 1 |
| New York | 000 | 010 | 100 | 2 | 5 | 1 |

E – Schang, Fletcher. **DP** – Philadelphia 3, New York 1. **LOB** – Philadelphia 4, New York 5. **2B** – Shafer. **3B** – Collins. **HR** – Schang (1). **SB** – Oldring (1), Collins (2), Baker (1), Fletcher (1), Murray (1), Cooper (1). **CS** – Murray.

| Philadelphia | ip | h | r | er | bb | so |
|-----------------|-----------|----------|----------|-----------|-----------|-----------|
| Bush (W) | 9.0 | 5 | 2 | 1 | 4 | 3 |
| New York | ip | h | r | er | bb | so |
| Tesreau (L) | 6.1 | 11 | 7 | 6 | 0 | 3 |
| Crandall | 2.2 | 1 | 1 | 1 | 0 | 1 |

HBP – by Bush (Fletcher).

T – 2:11. **A** – 36,896

Umpires – Rigler, Connolly, Klem, Egan.

**Game 4 – October 10
Philadelphia 6, New York 5**

**Game 5 – October 11
Philadelphia 3, New York 1**

| New York | ab | r | h | bi | Philadelphia | ab | r | h | bi |
|-----------------|-----------|----------|----------|-----------|---------------------|-----------|----------|----------|-----------|
| Snodgrass cf | 2 | 0 | 0 | 0 | Murphy rf | 3 | 1 | 2 | 0 |
| Herzog 3b | 2 | 0 | 1 | 0 | Oldring lf | 4 | 2 | 0 | 0 |
| Doyle 2b | 4 | 0 | 0 | 0 | Collins 2b | 3 | 0 | 1 | 0 |
| Fletcher ss | 4 | 1 | 0 | 0 | Baker 3b | 3 | 0 | 2 | 2 |
| Burns lf | 4 | 2 | 2 | 1 | McInnis 1b | 2 | 0 | 0 | 1 |
| Shafer 3b-cf | 4 | 0 | 1 | 1 | Strunk cf | 4 | 0 | 0 | 0 |
| Murray rf | 2 | 1 | 1 | 0 | Barry ss | 4 | 0 | 0 | 0 |
| McLean c | 2 | 0 | 2 | 0 | Schang c | 4 | 0 | 1 | 0 |
| Cooper pr | 0 | 0 | 0 | 0 | Plank p | 3 | 0 | 0 | 0 |
| Wilson c | 1 | 0 | 0 | 0 | Totals | 30 | 3 | 6 | 3 |
| Crandall ph | 1 | 0 | 0 | 0 | | | | | |
| Merkle 1b | 4 | 1 | 1 | 3 | New York | ab | r | h | bi |
| Demaree p | 1 | 0 | 0 | 0 | Herzog 3b | 4 | 0 | 0 | 0 |
| McCormick ph | 1 | 0 | 0 | 0 | Doyle 2b | 4 | 0 | 0 | 0 |
| Marquard p | 1 | 0 | 0 | 0 | Fletcher ss | 3 | 0 | 0 | 0 |
| Grant ph | 1 | 0 | 0 | 0 | Burns lf | 3 | 0 | 0 | 0 |
| Totals | 34 | 5 | 8 | 5 | Shafer cf | 2 | 1 | 0 | 0 |

| Philadelphia | ab | r | h | bi | New York | ab | r | h | bi |
|---------------------|-----------|----------|----------|-----------|-----------------|-----------|----------|----------|-----------|
| Murphy rf | 5 | 0 | 0 | 0 | Herzog 3b | 4 | 0 | 0 | 0 |
| Oldring lf | 4 | 0 | 2 | 0 | Doyle 2b | 4 | 0 | 0 | 0 |
| Collins 2b | 4 | 0 | 0 | 0 | Fletcher ss | 3 | 0 | 0 | 0 |
| Baker 3b | 4 | 0 | 0 | 0 | Burns lf | 3 | 0 | 0 | 0 |
| McInnis 1b | 4 | 1 | 1 | 0 | Shafer cf | 2 | 1 | 0 | 0 |
| Strunk cf | 2 | 2 | 1 | 0 | Murray rf | 3 | 0 | 0 | 0 |
| Barry ss | 4 | 2 | 3 | 1 | McLean c | 3 | 0 | 1 | 1 |
| Schang c | 2 | 1 | 2 | 4 | Merkle 1b | 3 | 0 | 0 | 0 |
| Bender p | 4 | 0 | 0 | 1 | Mathewson p | 2 | 0 | 1 | 0 |
| Totals | 33 | 6 | 9 | 6 | Crandall ph | 1 | 0 | 0 | 0 |

| | | | | | | |
|--------------|-----|-----|-----|---|---|---|
| New York | 000 | 000 | 320 | 5 | 8 | 2 |
| Philadelphia | 010 | 320 | 00x | 6 | 9 | 0 |

E – Merkle 2. **LOB** – New York 4, Philadelphia 7. **2B** – Burns, Barry 2. **3B** – Shafer, Oldring. **HR** – Merkle (1). **SB** – Burns (1), Murray (2), Collins (3). **CS** – Cooper. **SH** – Strunk.

| New York | ip | h | r | er | bb | so |
|---------------------|-----------|----------|----------|-----------|-----------|-----------|
| Demaree (L) | 4.0 | 7 | 4 | 2 | 1 | 0 |
| Marquard | 4.0 | 2 | 2 | 2 | 2 | 2 |
| Philadelphia | ip | h | r | er | bb | so |
| Bender (W) | 9.0 | 8 | 5 | 5 | 1 | 5 |

HBP – by Bender (Murray). **PB** – McLean.
T – 2:09. **A** – 20,568
Umpires – Egan, Clem, Connolly, Rigler.

| | | | | | | |
|--------------|-----|-----|-----|---|---|---|
| Philadelphia | 102 | 000 | 000 | 3 | 6 | 1 |
| New York | 000 | 010 | 000 | 1 | 2 | 2 |

E – Plank, Doyle, Burns. **DP** – Philadelphia 2. **LOB** – Philadelphia 5, New York 1. **SH** – Collins, McInnis. **SF** – Baker, McInnis.

| Philadelphia | ip | h | r | er | bb | so |
|---------------------|-----------|----------|----------|-----------|-----------|-----------|
| Plank (W) | 9.0 | 2 | 1 | 0 | 1 | 1 |
| New York | ip | h | r | er | bb | so |
| Mathewson (L) | 9.0 | 6 | 3 | 2 | 1 | 2 |

T – 1:39. **A** – 36,632
Umpires – Klem, Egan, Rigler, Connolly.

1914 WORLD SERIES

The A's return to the World Series for the fourth time in five years but are swept in four games by the Boston Braves. The pitching staff posts a 3.41 ERA in the series, including 1.00 by Eddie Plank. The offense is held to a .172 batting average and scores just six runs in the four games. Frank Baker leads the A's with four hits in the series.

The A's drop a 7-1 decision in Game 1 at Philadelphia as Dick Rudolph limits the A's to an unearned run in the second inning. Chief Bender takes the loss, allowing six runs in 5.1 innings. Bill James shuts out the A's 1-0 in Game 2, yielding just two hits. The game is scoreless over the first eight innings before Plank allows a Les Mann RBI single with two outs in the top of the ninth. The series moves to Boston for Game 3, a 5-4 A's loss in 12 innings. The score is tied at 2-2 when Frank Baker delivers a two-run single in the top of the 10th inning. Joe Bush, who goes the distance for the A's, then allows two runs in the bottom of the 10th. Bush takes the loss when his own throwing error on a Herbie Moran sacrifice bunt attempt in the 12th allows the winning run to score. The A's then drop a 3-1 decision in Game 4 as Rudolph again holds the A's to just one run. Starting pitcher Bob Shawkey allows three runs in 5.0 innings for the loss.

FINAL STATISTICS

| PLAYER | AVG | G | AB | R | H | TB | 2B | 3B | HR | RBI | SH | SF | HP | BB | IBB | SO | SB | CS | DP | E | SLG | OBP |
|---------------|-------------|----------|------------|----------|-----------|-----------|----------|----------|----------|----------|----------|----------|----------|-----------|----------|-----------|----------|----------|----------|----------|-------------|-------------|
| Baker | .250 | 4 | 16 | 0 | 4 | 6 | 2 | 0 | 0 | 2 | 0 | 0 | 0 | 1 | - | 3 | 0 | 0 | 1 | 0 | .375 | .294 |
| Barry | .071 | 4 | 14 | 1 | 1 | 1 | 0 | 0 | 0 | 0 | 0 | 0 | 0 | 1 | - | 3 | 1 | 0 | 0 | 1 | .071 | .133 |
| Bender | .000 | 1 | 2 | 0 | 0 | 0 | 0 | 0 | 0 | 0 | 0 | 0 | 0 | 0 | - | 0 | 0 | 0 | 0 | 0 | .000 | .000 |
| Bush | .000 | 1 | 5 | 0 | 0 | 0 | 0 | 0 | 0 | 0 | 0 | 0 | 0 | 0 | - | 2 | 0 | 0 | 0 | 1 | .000 | .000 |
| Collins | .214 | 4 | 14 | 0 | 3 | 3 | 0 | 0 | 0 | 1 | 0 | 1 | 0 | 2 | - | 1 | 1 | 0 | 0 | 0 | .214 | .294 |
| Lapp | .000 | 1 | 1 | 0 | 0 | 0 | 0 | 0 | 0 | 0 | 0 | 0 | 0 | 0 | - | 0 | 0 | 0 | 0 | 0 | .000 | .000 |
| McInnis | .143 | 4 | 14 | 2 | 2 | 3 | 1 | 0 | 0 | 0 | 0 | 0 | 0 | 3 | - | 3 | 0 | 0 | 0 | 0 | .214 | .294 |
| Murphy | .188 | 4 | 16 | 2 | 3 | 5 | 2 | 0 | 0 | 0 | 0 | 0 | 0 | 2 | - | 2 | 0 | 1 | 1 | 0 | .313 | .278 |
| Oldring | .067 | 4 | 15 | 0 | 1 | 1 | 0 | 0 | 0 | 0 | 2 | 0 | 0 | 0 | - | 5 | 0 | 1 | 0 | 0 | .067 | .067 |
| Pennoch | .000 | 1 | 1 | 0 | 0 | 0 | 0 | 0 | 0 | 0 | 0 | 0 | 0 | 0 | - | 0 | 0 | 0 | 0 | 0 | .000 | .000 |
| Plank | .000 | 1 | 2 | 0 | 0 | 0 | 0 | 0 | 0 | 0 | 0 | 0 | 0 | 0 | - | 1 | 0 | 0 | 0 | 0 | .000 | .000 |
| Schang | .167 | 4 | 12 | 1 | 2 | 3 | 1 | 0 | 0 | 0 | 0 | 0 | 0 | 1 | - | 4 | 0 | 1 | 0 | 1 | .250 | .231 |
| Shawkey | .500 | 1 | 2 | 0 | 1 | 2 | 1 | 0 | 0 | 1 | 0 | 0 | 0 | 0 | - | 1 | 0 | 0 | 0 | 0 | 1.000 | .500 |
| Strunk | .286 | 2 | 7 | 0 | 2 | 2 | 0 | 0 | 0 | 0 | 0 | 0 | 0 | 0 | - | 2 | 0 | 0 | 0 | 0 | .286 | .286 |
| Walsh | .333 | 3 | 6 | 0 | 2 | 3 | 1 | 0 | 0 | 1 | 0 | 0 | 0 | 3 | - | 1 | 0 | 0 | 0 | 0 | .500 | .556 |
| Wyckoff | 1.000 | 1 | 1 | 0 | 1 | 2 | 1 | 0 | 0 | 0 | 0 | 0 | 0 | 0 | - | 0 | 0 | 0 | 0 | 0 | 2.000 | 1.000 |
| Totals | .172 | 4 | 128 | 6 | 22 | 31 | 9 | 0 | 0 | 5 | 2 | 1 | 0 | 13 | - | 28 | 2 | 3 | 2 | 3 | .242 | .246 |

| PITCHER | W | L | ERA | G | GS | CG | GF | SHO | SV | IP | H | R | ER | HR | HB | BB | IBB | SO | WP | BK | AVG |
|---------------|----------|----------|-------------|----------|----------|----------|----------|----------|----------|-------------|-----------|-----------|-----------|----------|----------|-----------|----------|-----------|----------|----------|-------------|
| Bender | 0 | 1 | 10.13 | 1 | 1 | 0 | 0 | 0 | - | 5.1 | 8 | 6 | 6 | 0 | 0 | 2 | - | 3 | 0 | 0 | .381 |
| Bush | 0 | 1 | 3.27 | 1 | 1 | 0 | 0 | 1 | 0 | - | 11.0 | 9 | 5 | 4 | 1 | 0 | 4 | - | 4 | 0 | .225 |
| Pennoch | 0 | 0 | 0.00 | 1 | 0 | 0 | 1 | 0 | - | 3.0 | 2 | 0 | 0 | 0 | 0 | 2 | - | 3 | 0 | 0 | .200 |
| Plank | 0 | 1 | 1.00 | 1 | 1 | 0 | 0 | 0 | - | 9.0 | 7 | 1 | 1 | 0 | 1 | 4 | - | 6 | 0 | 0 | .212 |
| Shawkey | 0 | 1 | 3.60 | 1 | 1 | 0 | 0 | 0 | - | 5.0 | 4 | 3 | 2 | 0 | 0 | 2 | - | 0 | 0 | 0 | .222 |
| Wyckoff | 0 | 0 | 2.45 | 1 | 0 | 0 | 1 | 0 | - | 3.2 | 3 | 1 | 1 | 0 | 0 | 1 | - | 2 | 0 | 0 | .231 |
| Totals | 0 | 4 | 3.41 | 4 | 4 | 2 | 2 | 0 | - | 37.0 | 33 | 16 | 14 | 1 | 1 | 15 | - | 18 | 0 | 0 | .244 |

Game 1 – October 9
Boston 7, Philadelphia 1

Game 2 – October 10
Boston 1, Philadelphia 0

Game 3 – October 12
Boston 5, Philadelphia 4 (12)

| Boston | | | | | Boston | | | | | Philadelphia | | | | |
|---------------|-----------|----------|-----------|----------|---------------|-----------|----------|----------|----------|---------------|-----------|----------|----------|----------|
| ab | r | h | bi | | ab | r | h | bi | | ab | r | h | bi | |
| Moran rf | 5 | 0 | 0 | 0 | Mann rf | 5 | 0 | 2 | 1 | Murphy rf | 5 | 2 | 2 | 0 |
| Evers 2b | 4 | 1 | 1 | 0 | Evers 2b | 4 | 0 | 2 | 0 | Oldring lf | 5 | 0 | 0 | 0 |
| Connolly lf | 3 | 1 | 1 | 0 | Cather lf | 5 | 0 | 0 | 0 | Collins 2b | 4 | 0 | 1 | 1 |
| Whitted cf | 3 | 2 | 1 | 2 | Whitted cf | 3 | 0 | 0 | 0 | Baker 3b | 5 | 0 | 2 | 2 |
| Schmidt 1b | 4 | 1 | 2 | 1 | Schmidt 1b | 4 | 0 | 1 | 0 | McInnis 1b | 5 | 1 | 1 | 0 |
| Gowdy c | 3 | 2 | 3 | 1 | Gowdy c | 2 | 0 | 0 | 0 | Walsh cf | 4 | 0 | 1 | 1 |
| Maranville ss | 4 | 0 | 2 | 2 | Maranville ss | 2 | 0 | 1 | 0 | Barry ss | 5 | 0 | 0 | 0 |
| Deal 3b | 4 | 0 | 0 | 0 | Deal 3b | 4 | 1 | 1 | 0 | Schang c | 4 | 1 | 1 | 0 |
| Rudolph p | 4 | 0 | 1 | 0 | James p | 4 | 0 | 0 | 0 | Bush p | 5 | 0 | 0 | 0 |
| Totals | 34 | 7 | 11 | 6 | Totals | 33 | 1 | 7 | 1 | Totals | 42 | 4 | 8 | 4 |

| Philadelphia | | | | | Philadelphia | | | | | Boston | | | | |
|---------------|-----------|----------|----------|----------|---------------|-----------|----------|----------|----------|---------------|---|---|----|---|
| ab | r | h | bi | | ab | r | h | bi | | ab | r | h | bi | |
| Murphy rf | 4 | 0 | 1 | 0 | Murphy rf | 3 | 0 | 0 | 0 | Moran rf | 4 | 1 | 0 | 0 |
| Oldring lf | 3 | 0 | 0 | 0 | Oldring lf | 3 | 0 | 0 | 0 | Evers 2b | 5 | 0 | 3 | 0 |
| Collins 2b | 3 | 0 | 0 | 0 | Collins 2b | 3 | 0 | 1 | 0 | Connolly lf | 4 | 0 | 0 | 1 |
| Baker 3b | 4 | 0 | 1 | 0 | Baker 3b | 3 | 0 | 0 | 0 | Whitted cf | 5 | 0 | 0 | 0 |
| McInnis 1b | 2 | 1 | 0 | 0 | McInnis 1b | 3 | 0 | 0 | 0 | Schmidt 1b | 5 | 1 | 1 | 0 |
| Strunk cf | 4 | 0 | 2 | 0 | Strunk cf | 3 | 0 | 0 | 0 | Deal 3b | 5 | 0 | 1 | 0 |
| Barry ss | 4 | 0 | 0 | 0 | Barry ss | 2 | 0 | 0 | 0 | Maranville ss | 4 | 1 | 1 | 1 |
| Schang c | 2 | 0 | 0 | 0 | Schang c | 3 | 0 | 1 | 0 | Gowdy c | 4 | 1 | 3 | 2 |
| Lapp c | 1 | 0 | 0 | 0 | Plank p | 2 | 0 | 0 | 0 | Mann pr | 0 | 1 | 0 | 0 |
| Bender p | 2 | 0 | 0 | 0 | Walsh ph | 0 | 0 | 0 | 0 | Tyler p | 3 | 0 | 0 | 0 |
| Wycoff p | 1 | 0 | 1 | 0 | Totals | 25 | 0 | 2 | 0 | Devore ph | 1 | 0 | 0 | 0 |
| Totals | 30 | 1 | 5 | 0 | | | | | James p | 0 | 0 | 0 | 0 | |

| | | | | | | |
|--------------|-----|-----|-----|---|----|---|
| Boston | 020 | 013 | 010 | 7 | 11 | 2 |
| Philadelphia | 010 | 000 | 000 | 1 | 5 | 0 |

| | | | | | | |
|--------------|-----|-----|-----|---|---|---|
| Boston | 000 | 000 | 001 | 1 | 7 | 1 |
| Philadelphia | 000 | 000 | 000 | 0 | 2 | 1 |

| | | | | | | | |
|--------------|-----|-----|-----|-----|---|---|---|
| Boston | 100 | 100 | 000 | 200 | 4 | 8 | 2 |
| Philadelphia | 010 | 100 | 000 | 201 | 5 | 9 | 1 |

E – Evers, Moran. **DP** – Boston 1, Philadelphia 4. **LOB** – Boston 3, Philadelphia 6. **2B** – Gowdy, Baker, Wyckoff. **3B** – Whitted, Gowdy. **SB** – Moran (1), Schmidt (1), Gowdy (1). **SH** – Oldring.

E – Maranville, Barry. **DP** – Boston 1, Philadelphia 11, Philadelphia 1. **2B** – Deal, Schang. **S** – Maranville. **SB** – Deal 2 (2), Barry (1). **CS** – Evers, Murphy, Schang.

Philadelphia 100 100 000 200 4 8 2
Boston 010 100 000 201 5 9 1
no outs when winning run scored.

| Boston | ip | h | r | er | bb | so |
|--------------|-----|---|---|----|----|----|
| Rudolph (W) | 9.0 | 5 | 1 | 0 | 3 | 8 |
| Philadelphia | ip | h | r | er | bb | so |
| Bender (L) | 5.1 | 8 | 6 | 6 | 2 | 3 |
| Wyckoff | 3.2 | 3 | 1 | 1 | 1 | 2 |

| Boston | ip | h | r | er | bb | so |
|--------------|-----|---|---|----|----|----|
| James (W) | 9.0 | 2 | 0 | 0 | 3 | 8 |
| Philadelphia | ip | h | r | er | bb | so |
| Plank (L) | 9.0 | 7 | 1 | 1 | 4 | 6 |

E – Bush, Schang, Connolly. **DP** – Boston 1. **LOB** – Philadelphia 10, Boston 8. **2B** – Murphy 2, Baker, McInnis, Deal, Gowdy 2. **HR** – Gowdy (1). **SH** – Oldring, Moran. **SF** – Collins, Connolly. **SB** – Collins (1), Evers (1), Maranville 2 (2). **CS** – Maranville.

T – 1:58. **A** – 20,562

HBP – by Plank (Maranville). **PB** – Schang.

| Philadelphia | ip | h | r | er | bb | so |
|--------------|------|---|---|----|----|----|
| Bush (L) | 11.0 | 9 | 5 | 4 | 4 | 4 |
| Boston | ip | h | r | er | bb | so |
| Tyler | 10.0 | 8 | 4 | 4 | 3 | 4 |
| James (W) | 2.0 | 0 | 0 | 0 | 3 | 1 |

Umpires – Dinneen, Klem, Byron, Hildebrand.

T – 1:56. **A** – 20,562
Umpires – Hildebrand, Byron, Klem, Dinneen.

Bush pitcher to three batters in the 12th
T – 3:06. **A** – 35,520

Umpires – Klem, Dinneen, Byron, Hildebrand.

Game 4 – October 13
Boston 3, Philadelphia 1

| Philadelphia | ab | r | h | bi |
|---------------------|-----------|----------|----------|-----------|
| Murphy rf | 4 | 0 | 0 | 0 |
| Oldring lf | 4 | 0 | 1 | 0 |
| Collins 2b | 4 | 0 | 1 | 0 |
| Baker 3b | 4 | 0 | 1 | 0 |
| McInnis 1b | 4 | 0 | 1 | 0 |
| Walsh cf | 2 | 0 | 1 | 0 |
| Barry ss | 3 | 1 | 1 | 0 |
| Schang c | 3 | 0 | 0 | 0 |
| Shawkey p | 2 | 0 | 1 | 1 |
| Pennock p | 1 | 0 | 0 | 0 |
| Totals | 31 | 1 | 7 | 1 |

| Boston | ab | r | h | bi |
|---------------|-----------|----------|----------|-----------|
| Moran rf | 4 | 1 | 1 | 0 |
| Evers 2b | 3 | 1 | 1 | 2 |
| Connolly lf | 2 | 0 | 0 | 0 |
| Mann ph-1f | 2 | 0 | 0 | 0 |
| Whitted cf | 3 | 0 | 2 | 0 |
| Schmidt 1b | 4 | 0 | 1 | 1 |
| Gowdy c | 2 | 0 | 0 | 0 |
| Maranville ss | 3 | 0 | 0 | 0 |
| Deal 3b | 3 | 0 | 0 | 0 |
| Rudolph p | 2 | 1 | 1 | 0 |
| Totals | 28 | 3 | 6 | 3 |

| | | | | | | |
|--------------|-----|-----|-----|---|---|---|
| Philadelphia | 000 | 010 | 000 | 1 | 7 | 0 |
| Boston | 000 | 120 | 00x | 3 | 6 | 0 |

LOB – Philadelphia 4, Boston 5. **2B** – Walsh, Shawkey, Moran. **SB** – Whitted (1). **CS** – Oldring, Schmidt.

| Philadelphia | ip | h | r | er | bb | so |
|---------------------|-----------|----------|----------|-----------|-----------|-----------|
| Shawkey (L) | 5.0 | 4 | 3 | 3 | 2 | 0 |
| Pennock | 3.0 | 2 | 0 | 0 | 2 | 3 |
| Boston | ip | h | r | er | bb | so |
| Rudolph (W) | 9.0 | 7 | 1 | 1 | 1 | 7 |

WP – Rudolph. **PB** – Schang.

T – 1:49. **A** – 34,362

Umpires – Byron, Hildebrand, Klem, Dineen

1929 WORLD SERIES

The A's return to the World Series for the first time in 15 years and win their fourth World Championship, besting the Chicago Cubs four games to one. The pitching staff posts a 2.40 ERA, including 1.42 by Howard Ehmke. The offense hits .281 and scores 26 runs in the five-game series. Jimmy Dykes hits .421 and Mickey Cochrane adds a .400 batting average. Jimmie Foxx, Mule Haas and Al Simmons all hit two home runs each.

Ehmke strikes out 13 and tosses an eight-hitter in the opener as the A's win 3-1 at Chicago. Foxx breaks a scoreless tie with a solo home run in the seventh inning and the A's have a 3-0 lead before Ehmke allows an unearned run in the bottom of the ninth. In Game 2, Simmons drives in four runs and Foxx is 3 for 5 with three RBI and his second home run in a 9-3 victory. The series moves to Philadelphia for Game 3 when the A's lose their only game of the series, 3-1. George Earnshaw goes the distance and strikes out 10, after tossing 4.2 innings two days earlier. The A's fall behind 8-0 in Game 4 before scoring 10 times in the bottom of the seventh inning to win, 10-8. Haas and Simmons both homer in the inning and Haas and Jimmy Dykes drive in three runs each as the A's send 15 batters to the plate. Philadelphia then clinches the series with a 3-2 win in Game 5. Ehmke allows two runs in 3.2 innings before Rube Walberg comes on to pitch 5.1 innings of scoreless relief. The A's trail 2-0 entering the bottom of the ninth before Haas hits a two-run home run to tie the game. Bing Miller then has a walk-off double to drive in Simmons and win the series.

FINAL STATISTICS

| PLAYER | AVG | G | AB | R | H | TB | 2B | 3B | HR | RBI | SH | SF | HP | BB | IBB | SO | SB | CS | DP | E | SLG | OBP |
|---------------|-------------|----------|------------|-----------|-----------|-----------|----------|----------|----------|-----------|----------|----------|----------|-----------|----------|-----------|----------|----------|----------|----------|-------------|-------------|
| Bishop | .190 | 5 | 21 | 2 | 4 | 4 | 0 | 0 | 0 | 1 | 0 | 0 | 0 | 2 | - | 3 | 0 | 0 | 0 | 0 | .190 | .261 |
| Boley | .235 | 5 | 17 | 1 | 4 | 4 | 0 | 0 | 0 | 1 | 3 | 0 | 0 | 0 | - | 3 | 0 | 0 | 1 | 0 | .235 | .235 |
| Burns | .000 | 1 | 2 | 0 | 0 | 0 | 0 | 0 | 0 | 0 | 0 | 0 | 0 | 0 | - | 1 | 0 | 0 | 0 | 0 | .000 | .000 |
| Cochrane | .400 | 5 | 15 | 5 | 6 | 7 | 1 | 0 | 0 | 0 | 0 | 0 | 0 | 7 | - | 0 | 0 | 0 | 1 | 0 | .467 | .591 |
| Dykes | .421 | 5 | 19 | 2 | 8 | 9 | 1 | 0 | 4 | 0 | 0 | 0 | 1 | - | 1 | 0 | 0 | 0 | 2 | 4 | .474 | .450 |
| Earnshaw | .000 | 2 | 5 | 1 | 0 | 0 | 0 | 0 | 0 | 1 | 0 | 0 | 0 | - | 4 | 0 | 0 | 0 | 0 | 0 | .000 | .000 |
| Ehmke | .200 | 2 | 5 | 0 | 1 | 1 | 0 | 0 | 0 | 0 | 0 | 0 | 0 | - | 0 | 0 | 0 | 0 | 0 | 0 | .200 | .200 |
| Foxx | .350 | 5 | 20 | 5 | 7 | 14 | 1 | 0 | 2 | 5 | 0 | 0 | 0 | 1 | - | 1 | 0 | 0 | 2 | 0 | .700 | .381 |
| French | .000 | 1 | 1 | 0 | 0 | 0 | 0 | 0 | 0 | 0 | 0 | 0 | 0 | - | 1 | 0 | 0 | 0 | 0 | 0 | .000 | .000 |
| Grove | .000 | 2 | 2 | 0 | 0 | 0 | 0 | 0 | 0 | 0 | 0 | 0 | 0 | - | 1 | 0 | 0 | 0 | 0 | 0 | .000 | .000 |
| Haas | .238 | 5 | 21 | 3 | 5 | 11 | 0 | 0 | 2 | 6 | 1 | 0 | 0 | 1 | - | 3 | 0 | 0 | 0 | 0 | .524 | .273 |
| Miller | .368 | 5 | 19 | 1 | 7 | 8 | 1 | 0 | 4 | 1 | 0 | 1 | 0 | - | 2 | 0 | 2 | 0 | 1 | 4 | .421 | .400 |
| Quinn | .000 | 1 | 2 | 0 | 0 | 0 | 0 | 0 | 0 | 0 | 0 | 0 | 0 | - | 2 | 0 | 0 | 0 | 0 | 0 | .000 | .000 |
| Simmons | .300 | 5 | 20 | 6 | 6 | 13 | 1 | 0 | 2 | 5 | 0 | 1 | 0 | 1 | - | 4 | 0 | 0 | 0 | 0 | .650 | .318 |
| Summa | .000 | 1 | 1 | 0 | 0 | 0 | 0 | 0 | 0 | 0 | 0 | 0 | 0 | - | 1 | 0 | 0 | 0 | 0 | 0 | .000 | .000 |
| Walberg | .000 | 2 | 1 | 0 | 0 | 0 | 0 | 0 | 0 | 0 | 0 | 0 | 0 | - | 0 | 0 | 0 | 0 | 0 | 1 | .000 | .000 |
| Totals | .281 | 5 | 171 | 26 | 48 | 71 | 5 | 0 | 6 | 26 | 6 | 1 | 1 | 13 | - | 27 | 0 | 2 | 4 | 4 | .415 | .333 |

| PITCHER | W | L | ERA | G | GS | CG | GF | SHO | SV | IP | H | R | ER | HR | HB | BB | IBB | SO | WP | BK | AVG |
|---------------|----------|----------|-------------|----------|----------|----------|----------|----------|----------|-------------|-----------|-----------|-----------|----------|----------|-----------|----------|-----------|----------|----------|-------------|
| Earnshaw | 1 | 1 | 2.63 | 2 | 2 | 1 | 0 | 0 | - | 13.2 | 14 | 6 | 4 | 0 | 0 | 6 | - | 17 | 0 | 0 | .250 |
| Ehmke | 1 | 0 | 1.42 | 2 | 2 | 1 | 0 | 0 | - | 12.2 | 14 | 3 | 2 | 0 | 0 | 3 | - | 13 | 0 | 0 | .286 |
| Grove | 0 | 0 | 0.00 | 2 | 0 | 0 | 2 | 0 | - | 6.1 | 3 | 0 | 0 | 0 | 0 | 1 | - | 10 | 0 | 0 | .143 |
| Quinn | 0 | 0 | 9.00 | 1 | 1 | 0 | 0 | 0 | - | 5.0 | 7 | 6 | 5 | 1 | 0 | 2 | - | 2 | 0 | 0 | .318 |
| Rommel | 1 | 0 | 9.00 | 1 | 0 | 0 | 0 | 0 | - | 1.0 | 2 | 1 | 1 | 0 | 0 | 1 | - | 0 | 0 | 0 | .500 |
| Walberg | 1 | 0 | 0.00 | 2 | 0 | 0 | 1 | 0 | - | 6.1 | 3 | 1 | 0 | 0 | 0 | 0 | - | 8 | 0 | 0 | .143 |
| Totals | 4 | 1 | 2.40 | 5 | 5 | 2 | 3 | 0 | - | 45.0 | 43 | 17 | 12 | 1 | 0 | 13 | - | 50 | 0 | 0 | .249 |

Game 1 – October 8
Philadelphia 3, Chicago 1

| Philadelphia | ab | r | h | bi |
|---------------|-----------|----------|----------|----------|
| Bishop 2b | 4 | 0 | 0 | 0 |
| Haas cf | 3 | 0 | 0 | 0 |
| Cochrane c | 3 | 1 | 1 | 0 |
| Simmons lf | 4 | 1 | 0 | 0 |
| Foxx 1b | 4 | 1 | 2 | 1 |
| Miller rf | 4 | 0 | 1 | 2 |
| Dykes 3b | 4 | 0 | 1 | 0 |
| Boley ss | 4 | 0 | 0 | 0 |
| Ehmke p | 4 | 0 | 1 | 0 |
| Totals | 34 | 3 | 6 | 3 |

| Chicago | ab | r | h | bi |
|---------------|-----------|----------|----------|----------|
| McMillan 3b | 4 | 0 | 1 | 0 |
| English ss | 4 | 0 | 2 | 0 |
| Hornsby 2b | 4 | 0 | 0 | 0 |
| Wilson cf | 4 | 0 | 0 | 0 |
| Cuyler rf | 4 | 1 | 1 | 0 |
| Stephenson lf | 4 | 0 | 2 | 1 |
| Grimm 1b | 2 | 0 | 2 | 0 |
| Taylor c | 2 | 0 | 0 | 0 |
| Heathcote ph | 1 | 0 | 0 | 0 |
| Gonzalez c | 0 | 0 | 0 | 0 |
| Blair ph | 1 | 0 | 0 | 0 |
| Root p | 2 | 0 | 0 | 0 |
| Hartnett ph | 1 | 0 | 0 | 0 |
| Bush p | 0 | 0 | 0 | 0 |
| Tolson ph | 1 | 0 | 0 | 0 |
| Totals | 34 | 1 | 8 | 1 |

| | | | | | | |
|--------------|-----|-----|-----|---|---|---|
| Philadelphia | 000 | 000 | 102 | 3 | 6 | 1 |
| Chicago | 000 | 000 | 001 | 1 | 8 | 2 |

E – Dykes, English 2. DP – Chicago 1.
 LOB – Philadelphia 6, Chicago 8. 2B –
 English. HR – Foxx (1). CS – Grimm.
 SH – Grimm.

| Philadelphia | ip | h | r | er | bb | so |
|----------------|-----------|----------|----------|-----------|-----------|-----------|
| Ehmke (W) | 9.0 | 8 | 1 | 0 | 1 | 13 |
| Chicago | ip | h | r | er | bb | so |
| Root (L) | 7.0 | 3 | 1 | 1 | 2 | 5 |
| Bush | 2 | 3 | 2 | 0 | 0 | 0 |

T – 2:03. A – 50,740

Umpires – Klem, Dinneen, Moran, Van
 Graflan.

Game 2 – October 9
Philadelphia 9, Chicago 3

| Philadelphia | ab | r | h | bi |
|---------------|-----------|----------|-----------|----------|
| Bishop 2b | 4 | 0 | 0 | 0 |
| Haas cf | 5 | 1 | 1 | 1 |
| Cochrane c | 2 | 2 | 1 | 0 |
| Simmons lf | 4 | 2 | 2 | 4 |
| Foxx 1b | 5 | 2 | 3 | 3 |
| Miller rf | 4 | 0 | 1 | 0 |
| Dykes 3b | 4 | 1 | 3 | 1 |
| Boley ss | 3 | 0 | 1 | 0 |
| Earnshaw p | 3 | 1 | 0 | 0 |
| Grove p | 2 | 0 | 0 | 0 |
| Totals | 36 | 9 | 12 | 9 |

| Chicago | ab | r | h | bi |
|---------------|-----------|----------|-----------|----------|
| McMillan 3b | 4 | 0 | 0 | 0 |
| English ss | 5 | 0 | 1 | 0 |
| Hornsby 2b | 4 | 1 | 1 | 0 |
| Wilson cf | 3 | 1 | 3 | 0 |
| Cuyler rf | 4 | 0 | 0 | 0 |
| Stephenson lf | 5 | 1 | 1 | 1 |
| Grimm 1b | 4 | 0 | 2 | 1 |
| Taylor c | 4 | 0 | 2 | 1 |
| Malone p | 1 | 0 | 0 | 0 |
| Blake p | 1 | 0 | 1 | 0 |
| Heathcote ph | 0 | 0 | 0 | 0 |
| Hartnett ph | 1 | 0 | 0 | 0 |
| Carlson p | 0 | 0 | 0 | 0 |
| Gonzalez ph | 1 | 0 | 0 | 0 |
| Nehf p | 0 | 0 | 0 | 0 |
| Totals | 37 | 3 | 11 | 3 |

| | | | | | | |
|--------------|-----|-----|-----|---|----|---|
| Philadelphia | 003 | 300 | 120 | 9 | 12 | 0 |
| Chicago | 000 | 030 | 000 | 3 | 11 | 1 |

E – English. DP – Philadelphia 1, Chi-
 cago 1. LOB – Philadelphia 9, Chicago
 12. 2B – Foxx, English. HR – Simmons
 (1), Foxx (2). SH – Miller, Boley 2.

| Philadelphia | ip | h | r | er | bb | so |
|----------------|-----------|----------|----------|-----------|-----------|-----------|
| Earnshaw (W) | 4.2 | 8 | 3 | 3 | 4 | 7 |
| Grove | 4.1 | 3 | 0 | 0 | 1 | 6 |
| Chicgao | ip | h | r | er | bb | so |
| Malone (L) | 3.2 | 5 | 6 | 3 | 5 | 5 |
| Blake | 1.1 | 2 | 0 | 0 | 0 | 1 |
| Carlson | 3 | 5 | 3 | 3 | 1 | 2 |
| Nehf | 1.0 | 0 | 0 | 0 | 0 | 0 |

T – 2:29. A – 49,987

Umpires – Dinneen, Moran, Van Gra-
 flan, Klem.

Game 3 – October 11
Chicago 3, Philadelphia 1

| Chicago | ab | r | h | bi |
|---------------|-----------|----------|----------|----------|
| McMillan 3b | 4 | 0 | 0 | 0 |
| English ss | 4 | 1 | 0 | 0 |
| Hornsby 2b | 4 | 1 | 2 | 1 |
| Wilson cf | 3 | 0 | 2 | 0 |
| Cuyler rf | 4 | 0 | 1 | 2 |
| Stephenson lf | 4 | 0 | 1 | 0 |
| Grimm 1b | 4 | 0 | 0 | 0 |
| Taylor c | 4 | 0 | 0 | 0 |
| Bush p | 3 | 1 | 0 | 0 |
| Totals | 34 | 3 | 6 | 3 |

| Philadelphia | ab | r | h | bi |
|---------------|-----------|----------|----------|----------|
| Bishop 2b | 4 | 0 | 1 | 0 |
| Haas cf | 5 | 0 | 2 | 0 |
| Cochrane c | 3 | 1 | 2 | 0 |
| Simmons lf | 3 | 0 | 0 | 0 |
| Foxx 1b | 4 | 0 | 0 | 0 |
| Miller rf | 4 | 0 | 1 | 1 |
| Dykes 3b | 4 | 0 | 1 | 0 |
| Boley ss | 4 | 0 | 2 | 0 |
| Earnshaw p | 2 | 0 | 0 | 0 |
| Summa ph | 1 | 0 | 0 | 0 |
| Totals | 34 | 1 | 9 | 1 |

| | | | | | | |
|--------------|-----|-----|-----|---|---|---|
| Chicago | 000 | 003 | 000 | 3 | 6 | 1 |
| Philadelphia | 000 | 010 | 000 | 1 | 9 | 1 |

E – English, Dykes. LOB – Chicago 6,
 Philadelphia 10. 2B – Hornsby, Stephen-
 son. 3B – Wilson. CS – Miller. SH –
 Earnshaw. SF – Simmons.

| Chicago | ip | h | r | er | bb | so |
|---------------------|-----------|----------|----------|-----------|-----------|-----------|
| Bush (W) | 9.0 | 9 | 1 | 1 | 2 | 4 |
| Philadelphia | ip | h | r | er | bb | so |
| Earnshaw (L) | 9.0 | 6 | 3 | 1 | 2 | 10 |

WP – Bush.

T – 2:09. A – 29,921

Umpires – Moran, Van Graflan, Klem,
 Dinneen.

Game 4 – October 12
Philadelphia 10, Chicago 8

Game 5 – October 14
Philadelphia 3, Chicago 2

| Chicago | ab | r | h | bi |
|---------------|-----------|----------|-----------|----------|
| McMillan 3b | 4 | 0 | 0 | 0 |
| English ss | 4 | 0 | 0 | 0 |
| Hornsby 2b | 5 | 2 | 2 | 0 |
| Wilson cf | 3 | 1 | 2 | 0 |
| Cuyler rf | 4 | 2 | 3 | 2 |
| Stephenson lf | 4 | 1 | 1 | 1 |
| Grimm 1b | 4 | 2 | 2 | 2 |
| Taylor c | 3 | 0 | 0 | 1 |
| Root p | 3 | 0 | 0 | 0 |
| Nehf p | 0 | 0 | 0 | 0 |
| Blake p | 0 | 0 | 0 | 0 |
| Malone p | 0 | 0 | 0 | 0 |
| Hartnett ph | 1 | 0 | 0 | 0 |
| Carlson p | 0 | 0 | 0 | 0 |
| Totals | 35 | 8 | 10 | 6 |

| Philadelphia | ab | r | h | bi |
|---------------|-----------|-----------|-----------|-----------|
| Bishop 2b | 5 | 1 | 2 | 1 |
| Haas cf | 4 | 1 | 1 | 3 |
| Cochrane c | 4 | 1 | 2 | 0 |
| Simmons lf | 5 | 2 | 2 | 1 |
| Foxx 1b | 4 | 2 | 2 | 1 |
| Miller rf | 3 | 1 | 2 | 0 |
| Dykes 3b | 4 | 1 | 3 | 3 |
| Boley ss | 3 | 1 | 1 | 1 |
| Quinn p | 2 | 0 | 0 | 0 |
| Walberg p | 0 | 0 | 0 | 0 |
| Rommel p | 0 | 0 | 0 | 0 |
| Burns ph | 2 | 0 | 0 | 0 |
| Grove p | 0 | 0 | 0 | 0 |
| Totals | 36 | 10 | 15 | 10 |

Chicago 000 205 100 8 10 2
 Philadelphia 000 000 (10)0x 10 15 2

E – Wilson, Cuyler, Miller, Walberg. **DP** – Philadelphia 1. **LOB** – Chicago 4, Philadelphia 6. **2B** – Cochrane, Dykes. **3B** – Hornsby. **HR** – Grimm (1), Haas (1), Simmons (2). **CS** – Miller. **SH** – Haas, Boley. **SF** – Taylor.

| Chicago | ip | h | r | er | bb | so |
|---------------------|-----------|----------|----------|-----------|-----------|-----------|
| Root | 6.1 | 9 | 6 | 6 | 0 | 3 |
| Nehf | 0.0 | 1 | 2 | 2 | 1 | 0 |
| Blake (L) | 0.0 | 2 | 2 | 2 | 0 | 0 |
| Malone | 0.2 | 1 | 0 | 0 | 0 | 2 |
| Carlson | 1.0 | 2 | 0 | 0 | 0 | 1 |
| Philadelphia | ip | h | r | er | bb | so |
| Quinn | 5.0 | 7 | 6 | 5 | 2 | 2 |
| Walberg | 1.0 | 1 | 1 | 0 | 0 | 2 |
| Rommel (W) | 1.0 | 2 | 1 | 1 | 1 | 0 |
| Grove | 2.0 | 0 | 0 | 0 | 0 | 4 |

Nehf pitched to two batters in the seventh; Blake pitched to two batters in the seventh.

HBP – by Malone (Miller).

T – 2:12. **A** – 29,921

Umpires – Van Graftan, Klem, Dinneen, Moran.

| Chicago | ab | r | h | bi |
|---------------|-----------|----------|----------|----------|
| McMillan 3b | 4 | 0 | 1 | 0 |
| English ss | 4 | 0 | 1 | 0 |
| Hornsby 2b | 4 | 0 | 0 | 0 |
| Wilson cf | 4 | 0 | 1 | 0 |
| Cuyler rf | 4 | 1 | 1 | 0 |
| Stephenson lf | 2 | 1 | 1 | 0 |
| Grimm 1b | 4 | 0 | 1 | 1 |
| Taylor c | 4 | 0 | 1 | 1 |
| Malone p | 3 | 0 | 1 | 0 |
| Totals | 33 | 2 | 8 | 2 |

| Philadelphia | ab | r | h | bi |
|---------------|-----------|----------|----------|----------|
| Bishop 2b | 4 | 1 | 1 | 0 |
| Haas cf | 4 | 1 | 1 | 2 |
| Cochrane c | 3 | 0 | 0 | 0 |
| Simmons lf | 4 | 1 | 2 | 0 |
| Foxx 1b | 3 | 0 | 0 | 0 |
| Miller rf | 4 | 0 | 2 | 1 |
| Dykes 3b | 3 | 0 | 0 | 0 |
| Boley ss | 3 | 0 | 0 | 0 |
| Ehmke p | 1 | 0 | 0 | 0 |
| Walberg p | 1 | 0 | 0 | 0 |
| French ph | 1 | 0 | 0 | 0 |
| Totals | 31 | 3 | 6 | 3 |

Two outs when winning run scored

Chicago 000 200 000 2 8 1
 Philadelphia 000 000 003 3 6 0

E – Hornsby. **DP** – Chicago 2. **LOB** – Chicago 6, Philadelphia 4. **2B** – Cuyler, Malone, Simmons, Miller. **HR** – Haas (2). **SB** – McMillan (1). **CS** – English, Cuyler.

| Chicago | ip | h | r | er | bb | so |
|---------------------|-----------|----------|----------|-----------|-----------|-----------|
| Malone (L) | 8.2 | 6 | 3 | 3 | 2 | 4 |
| Philadelphia | ip | h | r | er | bb | so |
| Ehmke | 3.2 | 6 | 2 | 2 | 2 | 0 |
| Walberg (W) | 5.1 | 2 | 0 | 0 | 0 | 6 |

T – 1:42. **A** – 29,921

Umpires – Klem, Dinneen, Moran, Van Graftan.

1930 WORLD SERIES

The Athletics win back-to-back World Series for the second time, defeating St. Louis four games to two. The pitching staff allows 12 runs in the six-game series for a 1.73 ERA. George Earnshaw goes 2-0 with a 0.72 ERA in three starts and Lefty Grove picks up the other two wins, posting a 1.42 ERA in three games, two starts. Offensively, the A's hit just .197 but add six home runs. Al Simmons hits .364 with two home runs and Jimmie Foxx bats .333. Mickey Cochrane adds two home runs and Jimmy Dykes drives in a team-best five runs.

Grove tosses a complete game in Game 1, a 5-2 A's win at Philadelphia. The A's are held to just five hits in the game, including a pair of solo home runs by Simmons and Cochrane. Earnshaw fires a six-hitter in the A's 6-1 win in Game 2. Simmons has two hits and Cochrane homers again, a solo shot in the first inning. The Cardinals win Game 3 in St. Louis as Bill Hallahan shuts out the A's on seven hits in a 5-0 win. Jesse Haines four-hits the A's in a 3-1 loss in Game 4 to even the series at two games each. Earnshaw and Grove then combine on a three-hit shutout in a 2-0 win in Game 5. Foxx hits a two-run home run in the ninth inning to account for all the scoring. The series returned to Philadelphia for Game 6 and the A's win their fifth and final World Championship in Philadelphia with a 7-1 victory. Earnshaw tosses a complete-game five-hitter and Dykes and Simmons both homer.

FINAL STATISTICS

| PLAYER | AVG | G | AB | R | H | TB | 2B | 3B | HR | RBI | SH | SF | HP | BB | IBB | SO | SB | CS | DP | E | SLG | OBP |
|---------------|-------------|----------|------------|-----------|-----------|-----------|-----------|----------|----------|-----------|----------|----------|----------|-----------|----------|-----------|----------|----------|----------|----------|-------------|-------------|
| Bishop | .222 | 6 | 18 | 5 | 4 | 4 | 0 | 0 | 0 | 0 | 0 | 0 | 1 | 7 | - | 3 | 0 | 0 | 0 | 0 | .222 | .462 |
| Boley | .095 | 6 | 21 | 1 | 2 | 2 | 0 | 0 | 0 | 1 | 1 | 0 | 0 | 0 | - | 1 | 0 | 0 | 0 | 1 | .095 | .095 |
| Cochrane | .222 | 6 | 18 | 5 | 4 | 11 | 1 | 0 | 2 | 4 | 0 | 1 | 0 | 5 | - | 2 | 0 | 1 | 0 | 1 | .611 | .375 |
| Dykes | .222 | 6 | 18 | 2 | 4 | 10 | 3 | 0 | 1 | 5 | 2 | 0 | 0 | 5 | - | 3 | 0 | 0 | 0 | 1 | .556 | .391 |
| Earnshaw | .000 | 3 | 9 | 0 | 0 | 0 | 0 | 0 | 0 | 0 | 0 | 0 | 0 | 0 | - | 5 | 0 | 0 | 0 | 0 | .000 | .000 |
| Foxx | .333 | 6 | 21 | 3 | 7 | 14 | 2 | 1 | 1 | 3 | 0 | 0 | 0 | 2 | - | 4 | 0 | 0 | 1 | 0 | .667 | .391 |
| Grove | .000 | 3 | 6 | 0 | 0 | 0 | 0 | 0 | 0 | 0 | 0 | 0 | 0 | 0 | - | 3 | 0 | 0 | 0 | 0 | .000 | .000 |
| Haas | .111 | 6 | 18 | 1 | 2 | 4 | 0 | 1 | 0 | 1 | 0 | 1 | 0 | 1 | - | 3 | 0 | 1 | 1 | 0 | .222 | .150 |
| McNair | .000 | 1 | 1 | 0 | 0 | 0 | 0 | 0 | 0 | 0 | 0 | 0 | 0 | 0 | - | 0 | 0 | 0 | 0 | 0 | .000 | .000 |
| Miller | .143 | 6 | 21 | 0 | 3 | 5 | 2 | 0 | 0 | 3 | 1 | 1 | 0 | 0 | - | 4 | 0 | 0 | 0 | 0 | .238 | .136 |
| Moore | .333 | 3 | 3 | 0 | 1 | 1 | 0 | 0 | 0 | 0 | 0 | 0 | 0 | 1 | - | 1 | 0 | 0 | 0 | 0 | .333 | .500 |
| Shores | — | 1 | 0 | 0 | 0 | 0 | 0 | 0 | 0 | 0 | 0 | 0 | 0 | 1 | - | 0 | 0 | 0 | 0 | 0 | — | 1.000 |
| Simmons | .364 | 6 | 22 | 4 | 8 | 16 | 2 | 0 | 2 | 4 | 0 | 0 | 0 | 2 | - | 2 | 0 | 0 | 1 | 0 | .727 | .417 |
| Walberg | .000 | 1 | 2 | 0 | 0 | 0 | 0 | 0 | 0 | 0 | 0 | 0 | 0 | 0 | - | 1 | 0 | 0 | 0 | 0 | .000 | .000 |
| Totals | .197 | 6 | 178 | 21 | 35 | 67 | 10 | 2 | 6 | 21 | 4 | 3 | 1 | 24 | - | 32 | 0 | 2 | 3 | 3 | .376 | .291 |

| PITCHER | W | L | ERA | G | GS | CG | GF | SHO | SV | IP | H | R | ER | HR | HB | BB | IBB | SO | WP | BK | AVG |
|---------------|----------|----------|-------------|----------|----------|----------|----------|----------|----------|-------------|-----------|-----------|-----------|----------|----------|-----------|----------|-----------|----------|----------|-------------|
| Earnshaw | 2 | 0 | 0.72 | 3 | 3 | 2 | 0 | 0 | - | 25.0 | 13 | 2 | 2 | 1 | 0 | 7 | - | 19 | 0 | 0 | .149 |
| Grove | 2 | 1 | 1.42 | 3 | 2 | 2 | 1 | 0 | - | 19.0 | 15 | 5 | 3 | 0 | 0 | 3 | - | 10 | 0 | 0 | .214 |
| Quinn | 0 | 0 | 4.50 | 1 | 0 | 0 | 1 | 0 | - | 2.0 | 3 | 1 | 1 | 0 | 0 | 0 | - | 1 | 0 | 0 | .333 |
| Shores | 0 | 0 | 13.50 | 1 | 0 | 0 | 0 | 0 | - | 1.1 | 3 | 2 | 2 | 0 | 0 | 0 | - | 0 | 0 | 0 | .429 |
| Walberg | 0 | 1 | 3.86 | 1 | 1 | 0 | 0 | 0 | - | 4.2 | 4 | 2 | 2 | 1 | 0 | 1 | - | 3 | 0 | 0 | .235 |
| Totals | 4 | 2 | 1.73 | 6 | 6 | 4 | 2 | 1 | - | 52.0 | 38 | 12 | 10 | 2 | 0 | 11 | - | 33 | 0 | 0 | .200 |

Game 1 – October 1
Philadelphia 5, St. Louis 2

| St. Louis | ab | r | h | bi |
|---------------|-----------|----------|----------|----------|
| Douthit cf | 4 | 0 | 0 | 1 |
| Adams 3b | 3 | 0 | 1 | 1 |
| Frisch 2b | 4 | 0 | 2 | 0 |
| Bottomley 1b | 4 | 0 | 0 | 0 |
| Hafey lf | 4 | 0 | 1 | 0 |
| Blades rf | 3 | 0 | 0 | 0 |
| Mancuso c | 4 | 1 | 1 | 0 |
| Gelbert ss | 4 | 1 | 2 | 0 |
| Grimes p | 3 | 0 | 2 | 0 |
| Puccinelli ph | 1 | 0 | 0 | 0 |
| Totals | 34 | 2 | 9 | 2 |

| Philadelphia | ab | r | h | bi |
|---------------|-----------|----------|----------|----------|
| Bishop 2b | 3 | 1 | 0 | 0 |
| Dykes 3b | 4 | 0 | 1 | 1 |
| Cochrane c | 3 | 1 | 1 | 1 |
| Simmons lf | 3 | 1 | 1 | 1 |
| Foxx 1b | 3 | 1 | 1 | 0 |
| Miller rf | 2 | 0 | 0 | 1 |
| Haas cf | 3 | 1 | 1 | 0 |
| Boley ss | 2 | 0 | 0 | 1 |
| Grove p | 3 | 0 | 0 | 0 |
| Totals | 26 | 5 | 5 | 5 |

| | | | | | | |
|--------------|-----|-----|-----|---|---|---|
| St. Louis | 002 | 000 | 000 | 2 | 9 | 0 |
| Philadelphia | 010 | 101 | 11x | 5 | 5 | 0 |

LOB – St. Louis 8, Philadelphia 2. **2B** – Frisch, Hafey, Dykes. **3B** – Foxx, Haas. **HR** – Cochrane (1), Simmons (1). **CS** – Cochrane. **SH** – Boley. **SF** – Douthit, Adams, Miller.

| St. Louis | ip | h | r | er | bb | so |
|---------------------|-----------|----------|----------|-----------|-----------|-----------|
| Grimes (L) | 8.0 | 5 | 5 | 5 | 3 | 6 |
| Philadelphia | ip | h | r | er | bb | so |
| Grove (W) | 9.0 | 9 | 2 | 2 | 1 | 5 |

T – 1:48. **A** – 32,295

Umpires – Moriarty, Rigler, Geisel, Reardon.

Game 2 – October 2
Philadelphia 6, St. Louis 1

| St. Louis | ab | r | h | bi |
|---------------|-----------|----------|----------|----------|
| Douthit cf | 4 | 0 | 0 | 0 |
| Adams 3b | 4 | 0 | 1 | 0 |
| Frisch 2b | 4 | 0 | 1 | 0 |
| Bottomley 1b | 4 | 0 | 0 | 0 |
| Hafey lf | 4 | 0 | 0 | 0 |
| Watkins rf | 4 | 1 | 1 | 1 |
| Mancuso c | 3 | 0 | 1 | 0 |
| Gelbert ss | 3 | 0 | 1 | 0 |
| Rhem p | 1 | 0 | 0 | 0 |
| Lindsey p | 1 | 0 | 1 | 0 |
| Fisher ph | 1 | 0 | 0 | 0 |
| Johnson p | 0 | 0 | 0 | 0 |
| Totals | 33 | 1 | 6 | 1 |

| Philadelphia | ab | r | h | bi |
|---------------|-----------|----------|----------|----------|
| Bishop 2b | 2 | 1 | 0 | 0 |
| Dykes 3b | 3 | 0 | 1 | 2 |
| Cochrane c | 3 | 2 | 1 | 1 |
| Simmons lf | 4 | 2 | 2 | 1 |
| Foxx 1b | 3 | 0 | 1 | 1 |
| Miller rf | 4 | 0 | 1 | 1 |
| Haas cf | 4 | 0 | 0 | 0 |
| Boley ss | 4 | 1 | 1 | 0 |
| Earnshaw p | 3 | 0 | 0 | 0 |
| Totals | 30 | 6 | 7 | 6 |

| | | | | | | |
|--------------|-----|-----|-----|---|---|---|
| St. Louis | 010 | 000 | 000 | 1 | 6 | 2 |
| Philadelphia | 202 | 200 | 00x | 6 | 7 | 2 |

E – Rhem, Frisch, Cochrane, Boley. **DP** – St. Louis 1, Philadelphia 1. **LOB** – St. Louis 6, Philadelphia 5. **2B** – Frisch, Dykes, Simmons, Foxx. **HR** – Watkins (1), Cochrane (2). **SB** – Frisch (1). **SH** – Dykes.

| St. Louis | ip | h | r | er | bb | so |
|---------------------|-----------|----------|----------|-----------|-----------|-----------|
| Rhem (L) | 3.1 | 7 | 6 | 4 | 2 | 3 |
| Lindsey | 2.2 | 0 | 0 | 0 | 0 | 2 |
| Johnson | 2.0 | 0 | 0 | 0 | 2 | 2 |
| Philadelphia | ip | h | r | er | bb | so |
| Earnshaw (W) | 9.0 | 6 | 1 | 1 | 1 | 8 |

T – 1:47. **A** – 32,295

Umpires – Rigler, Geisel, Reardon, Moriarty.

Game 3 – October 4
St. Louis 5, Philadelphia 0

| Philadelphia | ab | r | h | bi |
|---------------|-----------|----------|----------|----------|
| Bishop 2b | 4 | 0 | 3 | 0 |
| Dykes 3b | 4 | 0 | 0 | 0 |
| Cochrane c | 2 | 0 | 0 | 0 |
| Simmons lf | 4 | 0 | 2 | 0 |
| Foxx 1b | 4 | 0 | 1 | 0 |
| Miller rf | 4 | 0 | 0 | 0 |
| Haas cf | 3 | 0 | 0 | 0 |
| Moore ph | 1 | 0 | 1 | 0 |
| Boley ss | 4 | 0 | 0 | 0 |
| Walberg p | 2 | 0 | 0 | 0 |
| Shores p | 0 | 0 | 0 | 0 |
| Quinn p | 0 | 0 | 0 | 0 |
| McNair ph | 1 | 0 | 0 | 0 |
| Totals | 33 | 0 | 7 | 0 |

| St. Louis | ab | r | h | bi |
|---------------|-----------|----------|-----------|----------|
| Douthit cf | 4 | 1 | 2 | 1 |
| Adams 3b | 4 | 0 | 0 | 0 |
| Frisch 2b | 4 | 0 | 0 | 0 |
| Bottomley 1b | 4 | 1 | 1 | 0 |
| Hafey lf | 4 | 1 | 2 | 1 |
| Blades rf | 2 | 1 | 1 | 0 |
| Watkins rf | 2 | 1 | 1 | 0 |
| Wilson c | 4 | 0 | 2 | 2 |
| Gelbert ss | 3 | 0 | 1 | 1 |
| Hallahan p | 2 | 0 | 0 | 0 |
| Totals | 33 | 5 | 10 | 5 |

| | | | | | | |
|--------------|-----|-----|-----|---|----|---|
| Philadelphia | 000 | 000 | 000 | 0 | 7 | 0 |
| St. Louis | 000 | 110 | 21x | 5 | 10 | 0 |

DP – St. Louis 1. **LOB** – Philadelphia 11, St. Louis 5. **2B** – Simmons, Bottomley, Hafey. **HR** – Douthit (1).

| Philadelphia | ip | h | r | er | bb | so |
|------------------|-----------|----------|----------|-----------|-----------|-----------|
| Walberg (L) | 4.2 | 4 | 2 | 2 | 1 | 3 |
| Shores | 1.1 | 3 | 2 | 2 | 0 | 0 |
| Quinn | 2.0 | 3 | 1 | 1 | 0 | 1 |
| St. Louis | ip | h | r | er | bb | so |
| Hallahan (W) | 9.0 | 7 | 0 | 0 | 5 | 6 |

Shores pitched to three batters in the seventh

T – 1:55. **A** – 36,944

Umpires – Geisel, Reardon, Moriarty, Rigler.

Game 4 – October 5
St. Louis 3, Philadelphia 1

| Philadelphia | ab | r | h | bi |
|---------------|-----------|----------|----------|----------|
| Bishop 2b | 3 | 1 | 1 | 0 |
| Dykes 3b | 2 | 0 | 0 | 0 |
| Cochrane c | 4 | 0 | 0 | 0 |
| Simmons lf | 3 | 0 | 2 | 1 |
| Foxx 1b | 4 | 0 | 1 | 0 |
| Miller rf | 4 | 0 | 0 | 0 |
| Haas cf | 3 | 0 | 0 | 0 |
| Boley ss | 4 | 0 | 0 | 0 |
| Grove p | 3 | 0 | 0 | 0 |
| Totals | 30 | 1 | 4 | 1 |

| St. Louis | ab | r | h | bi |
|---------------|-----------|----------|----------|----------|
| Douthit cf | 4 | 0 | 0 | 0 |
| Adams 3b | 4 | 0 | 0 | 0 |
| Frisch 2b | 4 | 0 | 0 | 0 |
| Bottomley 1b | 4 | 0 | 0 | 0 |
| Hafey lf | 3 | 1 | 1 | 0 |
| Blades rf | 3 | 1 | 0 | 0 |
| Wilson c | 3 | 0 | 1 | 0 |
| Gelbert ss | 2 | 1 | 2 | 1 |
| Haines p | 2 | 0 | 1 | 1 |
| Totals | 29 | 3 | 5 | 2 |

| | | | | | | |
|--------------|-----|-----|-----|---|---|---|
| Philadelphia | 100 | 000 | 000 | 1 | 4 | 1 |
| St. Louis | 001 | 200 | 00x | 3 | 5 | 1 |

E – Dykes, Frisch. **DP** – St. Louis 1. **LOB** – Philadelphia 7, St. Louis 4. **2B** – Hafey. **3B** – Gelbert. **SH** – Dykes, Haines.

| Philadelphia | ip | h | r | er | bb | so |
|--------------|-----|---|---|----|----|----|
| Grove (L) | 8.0 | 5 | 3 | 1 | 1 | 3 |
| St. Louis | ip | h | r | er | bb | so |
| Haines (W) | 9.0 | 4 | 1 | 1 | 4 | 2 |

WP – Haines.

T – 1:41. **A** – 39,946

Umpires – Reardon, Moriarty, Rigler, Geisel.

Game 5 – October 6
Philadelphia 2, St. Louis 0

| Philadelphia | ab | r | h | bi |
|---------------|-----------|----------|----------|----------|
| Bishop 2b | 4 | 0 | 0 | 0 |
| Dykes 3b | 3 | 0 | 0 | 0 |
| Cochrane c | 3 | 1 | 1 | 0 |
| Simmons lf | 4 | 0 | 0 | 0 |
| Foxx 1b | 4 | 1 | 2 | 2 |
| Miller rf | 4 | 0 | 0 | 0 |
| Haas cf | 4 | 0 | 1 | 0 |
| Boley ss | 3 | 0 | 1 | 0 |
| Earnshaw p | 2 | 0 | 0 | 0 |
| Moore ph | 0 | 0 | 0 | 0 |
| Grove p | 0 | 0 | 0 | 0 |
| Totals | 31 | 2 | 5 | 2 |

| St. Louis | ab | r | h | bi |
|---------------|-----------|----------|----------|----------|
| Douthit cf | 4 | 0 | 0 | 0 |
| Adams 3b | 4 | 0 | 1 | 0 |
| Frisch 2b | 4 | 0 | 1 | 0 |
| Bottomley 1b | 4 | 0 | 0 | 0 |
| Hafey lf | 3 | 0 | 0 | 0 |
| Watkins rf | 3 | 0 | 0 | 0 |
| Blades ph | 0 | 0 | 0 | 0 |
| Wilson c | 4 | 0 | 1 | 0 |
| Gelbert ss | 2 | 0 | 0 | 0 |
| Grimes p | 2 | 0 | 0 | 0 |
| Totals | 30 | 0 | 3 | 0 |

| | | | | | | |
|--------------|-----|-----|-----|---|---|---|
| Philadelphia | 000 | 000 | 002 | 2 | 5 | 0 |
| St. Louis | 000 | 000 | 000 | 0 | 3 | 1 |

E – Frisch. **DP** – St. Louis 1. **LOB** – Philadelphia 5, St. Louis 8. **2B** – Wilson. **HR** – Foxx (1). **CS** – Haas. **SH** – Grimes.

| Philadelphia | ip | h | r | er | bb | so |
|--------------|-----|---|---|----|----|----|
| Earnshaw | 7.0 | 2 | 0 | 0 | 3 | 5 |
| Grove (W) | 2.0 | 1 | 0 | 0 | 1 | 2 |
| St. Louis | ip | h | r | er | bb | so |
| Grimes (L) | 9.0 | 5 | 2 | 2 | 3 | 7 |

T – 1:58. **A** – 38,844

Umpires – Moriarty, Rigler, Geisel, Reardon.

Game 6 – October 8
Philadelphia 7, St. Louis 1

| St. Louis | ab | r | h | bi |
|---------------|-----------|----------|----------|----------|
| Douthit cf | 4 | 0 | 0 | 0 |
| Adams 3b | 2 | 0 | 0 | 0 |
| High ph-3b | 2 | 1 | 1 | 0 |
| Watkins rf | 3 | 0 | 0 | 0 |
| Frisch 2b | 4 | 0 | 1 | 0 |
| Hafey lf | 4 | 0 | 2 | 1 |
| Bottomley 1b | 2 | 0 | 0 | 0 |
| Wilson c | 4 | 0 | 0 | 0 |
| Gelbert ss | 3 | 0 | 0 | 0 |
| Hallahan p | 0 | 0 | 0 | 0 |
| Fisher ph | 1 | 0 | 1 | 0 |
| Johnson p | 0 | 0 | 0 | 0 |
| Blades ph | 1 | 0 | 0 | 0 |
| Lindsey p | 0 | 0 | 0 | 0 |
| Orsatti ph | 1 | 0 | 0 | 0 |
| Bell p | 0 | 0 | 0 | 0 |
| Totals | 31 | 1 | 5 | 1 |

| Philadelphia | ab | r | h | bi |
|---------------|-----------|----------|----------|----------|
| Bishop 2b | 2 | 2 | 0 | 0 |
| Dykes 3b | 2 | 2 | 2 | 2 |
| Cochrane c | 3 | 1 | 1 | 2 |
| Simmons cf-1f | 4 | 1 | 1 | 1 |
| Foxx 1b | 3 | 1 | 1 | 0 |
| Miller rf | 3 | 0 | 2 | 1 |
| Moore lf | 2 | 0 | 0 | 0 |
| Haas cf | 1 | 0 | 0 | 1 |
| Boley ss | 4 | 0 | 0 | 0 |
| Earnshaw p | 4 | 0 | 0 | 0 |
| Totals | 28 | 7 | 7 | 7 |

| | | | | | | |
|--------------|-----|-----|-----|---|---|---|
| St. Louis | 000 | 000 | 001 | 1 | 5 | 1 |
| Philadelphia | 201 | 211 | 00x | 7 | 7 | 0 |

E – Watkins. **DP** – Philadelphia 1. **LOB** – St. Louis 6, Philadelphia 6. **2B** – Hafey 2, Fisher, Dykes, Cochrane, Foxx, Miller 2. **HR** – Dykes (1), Simmons (2). **SH** – Miller. **SF** – Cochrane, Haas.

| St. Louis | ip | h | r | er | bb | so |
|--------------|-----|---|---|----|----|----|
| Hallahan (L) | 2.0 | 2 | 2 | 2 | 3 | 2 |
| Johnson | 3.0 | 4 | 4 | 4 | 1 | 2 |
| Lindsey | 2.0 | 1 | 1 | 1 | 1 | 0 |
| Bell | 1.0 | 0 | 0 | 0 | 0 | 0 |
| Philadelphia | ip | h | r | er | bb | so |
| Earnshaw (W) | 9.0 | 5 | 1 | 1 | 3 | 6 |

HBP – by Hallahan (Bishop). **PB** – Wilson.

T – 1:46. **A** – 32,295

Umpires – Rigler, Geisel, Reardon, Moriarty.

1931 WORLD SERIES

The A's and Cardinals meet in the World Series for the second consecutive season but the A's lose in seven games. The pitching staff posts a 2.66 ERA, including 1.88 by George Earnshaw and 2.42 by Lefty Grove, who picks up two of the A's three wins. Earnshaw and Grove both start three games each. The offense hits .220 and scores 22 runs in the seven-game series. Jimmie Foxx hits .348 and Al Simmons bats .333 with two of the A's three home runs and eight RBI.

The series opens in St. Louis and the A's take a 1-0 lead with a 6-2 win in Game 1. Grove goes the distance, allowing 12 hits, and Simmons drives in three runs, including a two-run home run in the seventh. Bill Hallahan tosses a three-hit shutout as the A's lose Game 2, 2-0. The A's then fall behind in the series with a 5-2 loss in Game 3 at Philadelphia. Burleigh Grimes no hits the A's over the first seven innings before Bing Miller singles in the eighth. Al Simmons hits a two-run home run in the ninth for the A's only runs. The A's even the series at two games each with a 3-0 win in Game 4. Earnshaw tosses a two-hit shutout and Foxx hits a solo home run in the sixth. St. Louis wins the final game in Philadelphia, 5-1, but the A's win Game 6 at St. Louis, 8-1 to force a seventh game. In the final game, Grimes again shuts down the A's in a 4-2 win. He does not allow a run over the first eight innings before yielding a pinch hit two-run single to Doc Cramer with two outs in the ninth. Max Bishop comes to the plate as the potential winning run but Hallahan relieves Grimes and gets Bishop to fly out to end the series.

FINAL STATISTICS

| PLAYER | AVG | G | AB | R | H | TB | 2B | 3B | HR | RBI | SH | SF | HP | BB | IBB | SO | SB | CS | DP | E | SLG | OBP |
|---------------|-------------|----------|------------|-----------|-----------|-----------|----------|----------|----------|-----------|----------|----------|----------|-----------|----------|-----------|----------|----------|----------|----------|-------------|-------------|
| Bishop | .148 | 7 | 27 | 4 | 4 | 4 | 0 | 0 | 0 | 0 | 0 | 0 | 0 | 3 | - | 5 | 0 | 0 | 0 | 0 | .148 | .233 |
| Boley | .000 | 1 | 1 | 0 | 0 | 0 | 0 | 0 | 0 | 0 | 0 | 0 | 0 | 0 | - | 1 | 0 | 0 | 0 | 0 | .000 | .000 |
| Cochrane | .160 | 7 | 25 | 2 | 4 | 4 | 0 | 0 | 0 | 1 | 0 | 0 | 0 | 5 | - | 2 | 0 | 0 | 1 | 1 | .160 | .300 |
| Cramer | .500 | 2 | 2 | 0 | 1 | 1 | 0 | 0 | 0 | 2 | 0 | 0 | 0 | 0 | - | 0 | 0 | 0 | 0 | 0 | .500 | .500 |
| Dykes | .227 | 7 | 22 | 2 | 5 | 5 | 0 | 0 | 0 | 2 | 1 | 0 | 0 | 5 | - | 1 | 0 | 0 | 1 | 0 | .227 | .370 |
| Earnshaw | .000 | 3 | 8 | 0 | 0 | 0 | 0 | 0 | 0 | 0 | 0 | 0 | 0 | 0 | - | 2 | 0 | 0 | 2 | 0 | .000 | .000 |
| Foxx | .348 | 7 | 23 | 3 | 8 | 11 | 0 | 0 | 1 | 3 | 0 | 0 | 0 | 6 | - | 5 | 0 | 0 | 0 | 1 | .478 | .483 |
| Grove | .000 | 3 | 10 | 0 | 0 | 0 | 0 | 0 | 0 | 0 | 0 | 0 | 0 | 0 | - | 7 | 0 | 0 | 0 | 0 | .000 | .000 |
| Haas | .130 | 7 | 23 | 1 | 3 | 4 | 1 | 0 | 0 | 2 | 2 | 0 | 0 | 3 | - | 5 | 0 | 0 | 0 | 0 | .174 | .231 |
| Heving | .000 | 1 | 1 | 0 | 0 | 0 | 0 | 0 | 0 | 0 | 0 | 0 | 0 | 0 | - | 0 | 0 | 0 | 0 | 0 | .000 | .000 |
| Hoyt | .000 | 1 | 2 | 0 | 0 | 0 | 0 | 0 | 0 | 0 | 0 | 0 | 0 | 0 | - | 0 | 0 | 0 | 0 | 0 | .000 | .000 |
| McNair | .000 | 2 | 2 | 1 | 0 | 0 | 0 | 0 | 0 | 0 | 0 | 0 | 0 | 0 | - | 1 | 0 | 0 | 0 | 0 | .000 | .000 |
| Miller | .269 | 7 | 26 | 3 | 7 | 8 | 1 | 0 | 0 | 1 | 1 | 0 | 1 | 0 | - | 4 | 0 | 0 | 0 | 0 | .308 | .296 |
| Moore | .333 | 2 | 3 | 0 | 1 | 1 | 0 | 0 | 0 | 0 | 0 | 0 | 0 | 0 | - | 1 | 0 | 0 | 0 | 0 | .333 | .333 |
| Simmons | .333 | 7 | 27 | 4 | 9 | 17 | 2 | 0 | 2 | 8 | 0 | 0 | 0 | 3 | - | 3 | 0 | 0 | 1 | 0 | .630 | .400 |
| Todt | - | 1 | 0 | 0 | 0 | 0 | 0 | 0 | 0 | 0 | 0 | 0 | 0 | 1 | - | 0 | 0 | 0 | 0 | 0 | - | 1.000 |
| Williams | .320 | 7 | 25 | 2 | 8 | 9 | 1 | 0 | 0 | 1 | 0 | 0 | 0 | 2 | - | 9 | 0 | 0 | 0 | 0 | .360 | .370 |
| Totals | .220 | 7 | 227 | 22 | 50 | 64 | 5 | 0 | 3 | 20 | 4 | 0 | 1 | 28 | - | 46 | 0 | 0 | 5 | 2 | .282 | .309 |

| PITCHER | W | L | ERA | G | GS | CG | GF | SHO | SV | IP | H | R | ER | HR | HB | BB | IBB | SO | WP | BK | AVG |
|---------------|----------|----------|-------------|----------|----------|----------|----------|----------|----------|-------------|-----------|-----------|-----------|----------|----------|----------|----------|-----------|----------|----------|-------------|
| Earnshaw | 1 | 2 | 1.88 | 3 | 3 | 2 | 0 | 1 | - | 24.0 | 12 | 6 | 5 | 1 | 0 | 4 | - | 20 | 1 | 0 | .148 |
| Grove | 2 | 1 | 2.42 | 3 | 3 | 2 | 0 | 0 | - | 26.0 | 28 | 7 | 7 | 0 | 0 | 2 | - | 16 | 0 | 0 | .269 |
| Hoyt | 0 | 1 | 4.50 | 1 | 1 | 0 | 0 | 0 | - | 6.0 | 7 | 3 | 3 | 1 | 0 | 0 | - | 1 | 0 | 0 | .292 |
| Mahaffey | 0 | 0 | 9.00 | 1 | 0 | 0 | 1 | 0 | - | 1.0 | 1 | 1 | 1 | 0 | 0 | 1 | - | 0 | 0 | 0 | .250 |
| Rommel | 0 | 0 | 9.00 | 1 | 0 | 0 | 1 | 0 | - | 1.0 | 3 | 1 | 1 | 0 | 0 | 0 | - | 0 | 0 | 0 | .500 |
| Walberg | 0 | 0 | 3.00 | 2 | 0 | 0 | 1 | 0 | - | 3.0 | 3 | 1 | 1 | 0 | 0 | 2 | - | 4 | 0 | 0 | .300 |
| Totals | 3 | 4 | 2.66 | 7 | 7 | 4 | 3 | 1 | - | 61.0 | 54 | 19 | 18 | 2 | 0 | 9 | - | 41 | 1 | 0 | .236 |

Game 1 – October 1
Philadelphia 6, St. Louis 2

| Philadelphia | ab | r | h | bi |
|---------------|-----------|----------|-----------|----------|
| Bishop 2b | 5 | 1 | 1 | 0 |
| Haas cf | 5 | 1 | 1 | 1 |
| Cochrane c | 4 | 2 | 2 | 0 |
| Simmons lf | 4 | 1 | 1 | 3 |
| Foxx 1b | 4 | 0 | 2 | 2 |
| Miller rf | 4 | 0 | 0 | 0 |
| Dykes 3b | 3 | 0 | 2 | 0 |
| Williams ss | 4 | 1 | 2 | 0 |
| Grove p | 4 | 0 | 0 | 0 |
| Totals | 37 | 6 | 11 | 6 |

| St. Louis | ab | r | h | bi |
|---------------|-----------|----------|-----------|----------|
| High 3b | 4 | 0 | 1 | 0 |
| Mancuso ph | 1 | 0 | 0 | 0 |
| Roettger rf | 5 | 1 | 2 | 0 |
| Frisch 2b | 4 | 1 | 2 | 0 |
| Bottomley 1b | 4 | 0 | 1 | 1 |
| Hafey lf | 4 | 0 | 1 | 0 |
| Martin cf | 4 | 0 | 3 | 1 |
| Wilson c | 4 | 0 | 0 | 0 |
| Gelbert ss | 4 | 0 | 2 | 0 |
| Derringer p | 2 | 0 | 0 | 0 |
| Flowers ph | 1 | 0 | 0 | 0 |
| Johnson p | 0 | 0 | 0 | 0 |
| Blades ph | 1 | 0 | 0 | 0 |
| Totals | 38 | 2 | 12 | 2 |

Philadelphia 004 000 200 6 11 0
 St. Louis 200 000 000 2 12 0

DP – Philadelphia 1, St. Louis 1. **LOB** – Philadelphia 7, St. Louis 9. **2B** – Haas, Martin, Gelbert. **HR** – Simmons (1). **SB** – Hafey (1), Martin (1).

| Philadelphia | ip | h | r | er | bb | so |
|---------------|-----|----|---|----|----|----|
| Grove (W) | 9.0 | 12 | 2 | 2 | 0 | 7 |
| St. Louis | ip | h | r | er | bb | so |
| Derringer (L) | 7.0 | 11 | 6 | 6 | 3 | 9 |
| Johnson | 2.0 | 0 | 0 | 0 | 0 | 2 |

T – 1:55. **A** – 38,529
Umpires – Klem, Nallin, Stark, McGowan.

Game 2 – October 2
St. Louis 2, Philadelphia 0

| Philadelphia | ab | r | h | bi |
|---------------|-----------|----------|----------|----------|
| Bishop 2b | 5 | 0 | 0 | 0 |
| Haas cf | 4 | 0 | 1 | 0 |
| Cochrane c | 2 | 0 | 0 | 0 |
| Simmons lf | 4 | 0 | 0 | 0 |
| Foxx 1b | 2 | 0 | 1 | 0 |
| Miller rf | 4 | 0 | 1 | 0 |
| Dykes 3b | 2 | 0 | 0 | 0 |
| Williams ss | 2 | 0 | 0 | 0 |
| Earnshaw p | 3 | 0 | 0 | 0 |
| Moore ph | 1 | 0 | 0 | 0 |
| Totals | 29 | 0 | 3 | 0 |

| St. Louis | ab | r | h | bi |
|---------------|-----------|----------|----------|----------|
| Flowers 3b | 4 | 0 | 0 | 0 |
| Watkins rf | 4 | 0 | 2 | 0 |
| Frisch 2b | 4 | 0 | 1 | 0 |
| Bottomley 1b | 3 | 0 | 0 | 0 |
| Hafey lf | 4 | 0 | 0 | 0 |
| Martin cf | 3 | 2 | 2 | 0 |
| Wilson c | 3 | 0 | 0 | 1 |
| Gelbert ss | 2 | 0 | 1 | 1 |
| Hallahan p | 2 | 0 | 0 | 0 |
| Totals | 29 | 2 | 6 | 2 |

Philadelphia 000 000 000 0 3 0
 St. Louis 010 000 10x 2 6 1

E – Wilson. **DP** – St. Louis 1. **LOB** – Philadelphia 10, St. Louis 6. **2B** – Watkins, Frisch, Martin. **SH** – Dykes, Gelbert, Hallahan. **SB** – Martin 2 (3).

| Philadelphia | ip | h | r | er | bb | so |
|--------------|-----|---|---|----|----|----|
| Earnshaw (L) | 8.0 | 6 | 2 | 2 | 1 | 5 |
| St. Louis | ip | h | r | er | bb | so |
| Hallahan (W) | 9.0 | 3 | 0 | 0 | 7 | 8 |

WP – Hallahan.
T – 1:49. **A** – 35,947
Umpires – Nallin, Stark, McGowan, Klem.

Game 3 – October 5
St. Louis 5, Philadelphia 2

| St. Louis | ab | r | h | bi |
|---------------|-----------|----------|-----------|----------|
| Adams 3b | 3 | 0 | 0 | 0 |
| Flowers 3b | 1 | 0 | 0 | 0 |
| Roettger rf | 5 | 0 | 1 | 0 |
| Watkins pr-rf | 0 | 1 | 0 | 0 |
| Frisch 2b | 5 | 0 | 1 | 0 |
| Bottomley 1b | 4 | 1 | 1 | 1 |
| Hafey lf | 5 | 1 | 1 | 0 |
| Martin cf | 4 | 2 | 2 | 0 |
| Wilson c | 4 | 0 | 3 | 1 |
| Gelbert ss | 4 | 0 | 1 | 1 |
| Grimes p | 4 | 0 | 2 | 2 |
| Totals | 39 | 5 | 12 | 5 |

| Philadelphia | ab | r | h | bi |
|---------------|-----------|----------|----------|----------|
| Bishop 2b | 3 | 0 | 0 | 0 |
| Haas cf | 4 | 0 | 0 | 0 |
| Cochrane c | 3 | 0 | 0 | 0 |
| McNair pr | 0 | 1 | 0 | 0 |
| Simmons lf | 4 | 1 | 1 | 2 |
| Foxx 1b | 2 | 0 | 0 | 0 |
| Miller rf | 3 | 0 | 1 | 0 |
| Dykes 3b | 3 | 0 | 0 | 0 |
| Williams ss | 3 | 0 | 0 | 0 |
| Grove p | 2 | 0 | 0 | 0 |
| Cramer ph | 1 | 0 | 0 | 0 |
| Mahaffey p | 0 | 0 | 0 | 0 |
| Totals | 28 | 2 | 2 | 2 |

St. Louis 020 200 001 5 12 0
 Philadelphia 000 000 002 2 2 0

DP – St. Louis 1. **LOB** – St. Louis 9, Philadelphia 3. **2B** – Roettger, Bottomley, Martin. **HR** – Simmons (2).

| St. Louis | ip | h | r | er | bb | so |
|--------------|-----|----|---|----|----|----|
| Grimes (W) | 9.0 | 2 | 2 | 2 | 4 | 5 |
| Philadelphia | ip | h | r | er | bb | so |
| Grove (L) | 8.0 | 11 | 4 | 4 | 1 | 2 |
| Mahaffey | 1.0 | 1 | 1 | 1 | 1 | 0 |

T – 2:10. **A** – 32,295
Umpires – Stark, McGowan, Klem, Nallin.

Game 4 – October 6
Philadelphia 3, St. Louis 0

| St. Louis | ab | r | h | bi |
|---------------|-----------|----------|----------|----------|
| Flowers 3b | 1 | 0 | 0 | 0 |
| High 3b | 3 | 0 | 0 | 0 |
| Watkins rf | 4 | 0 | 0 | 0 |
| Frisch 2b | 3 | 0 | 0 | 0 |
| Bottomley 1b | 3 | 0 | 0 | 0 |
| Hafey lf | 3 | 0 | 0 | 0 |
| Martin cf | 3 | 0 | 2 | 0 |
| Wilson c | 3 | 0 | 0 | 0 |
| Gelbert ss | 3 | 0 | 0 | 0 |
| Johnson p | 2 | 0 | 0 | 0 |
| Lindsey p | 0 | 0 | 0 | 0 |
| Collins ph | 1 | 0 | 0 | 0 |
| Derringer p | 0 | 0 | 0 | 0 |
| Totals | 29 | 0 | 2 | 0 |

| Philadelphia | ab | r | h | bi |
|---------------|-----------|----------|-----------|----------|
| Bishop 2b | 4 | 1 | 2 | 0 |
| Haas cf | 3 | 0 | 1 | 0 |
| Cochrane c | 3 | 0 | 0 | 0 |
| Simmons lf | 4 | 0 | 2 | 1 |
| Fox 1b | 3 | 1 | 1 | 1 |
| Miller rf | 4 | 1 | 1 | 0 |
| Dykes 3b | 4 | 0 | 2 | 1 |
| Williams ss | 4 | 0 | 1 | 0 |
| Earnshaw p | 3 | 0 | 0 | 0 |
| Totals | 32 | 3 | 10 | 3 |

| | | | | | | |
|--------------|-----|-----|-----|---|----|---|
| St. Louis | 000 | 000 | 000 | 0 | 2 | 1 |
| Philadelphia | 100 | 002 | 00x | 3 | 10 | 0 |

E – Bottomley. **DP** – St. Louis 1. **LOB** – St. Louis 3, Philadelphia 8. **2B** – Martin, Simmons, Miller. **HR** – Fox (1). **SH** – Haas. **SB** – Frisch (1), Martin (4).

| St. Louis | ip | h | r | er | bb | so |
|---------------------|-----------|----------|----------|-----------|-----------|-----------|
| Johnson (L) | 5.2 | 9 | 3 | 3 | 1 | 2 |
| Lindsey | 1.1 | 1 | 0 | 0 | 1 | 2 |
| Derringer | 1.0 | 0 | 0 | 0 | 0 | 1 |
| Philadelphia | ip | h | r | er | bb | so |
| Earnshaw (W) | 9.0 | 2 | 0 | 0 | 1 | 8 |

T – 1:58. **A** – 32,295

Umpires – McGowan, Klem, Nallin, Stark.

Game 5 – October 7
St. Louis 5, Philadelphia 1

| St. Louis | ab | r | h | bi |
|---------------|-----------|----------|-----------|----------|
| Adams 3b | 1 | 0 | 1 | 0 |
| High pr-3b | 4 | 1 | 0 | 0 |
| Watkins rf | 3 | 1 | 0 | 0 |
| Frisch 2b | 4 | 1 | 2 | 0 |
| Martin cf | 4 | 1 | 3 | 4 |
| Hafey lf | 4 | 0 | 1 | 0 |
| Bottomley 1b | 4 | 1 | 2 | 0 |
| Wilson c | 4 | 0 | 2 | 0 |
| Gelbert ss | 4 | 0 | 1 | 1 |
| Hallahan p | 4 | 0 | 0 | 0 |
| Totals | 36 | 5 | 12 | 5 |

| Philadelphia | ab | r | h | bi |
|---------------|-----------|----------|----------|----------|
| Bishop 2b | 2 | 0 | 0 | 0 |
| McNair ph-2b | 2 | 0 | 0 | 0 |
| Haas cf | 2 | 0 | 0 | 0 |
| Moore ph-lf | 2 | 0 | 1 | 0 |
| Cochrane c | 4 | 0 | 1 | 0 |
| Simmons lf | 4 | 1 | 3 | 0 |
| Fox 1b | 3 | 0 | 2 | 0 |
| Miller rf | 4 | 0 | 0 | 1 |
| Dykes 3b | 4 | 0 | 1 | 0 |
| Williams ss | 4 | 0 | 1 | 0 |
| Hoyt p | 2 | 0 | 0 | 0 |
| Walberg p | 0 | 0 | 0 | 0 |
| Heving ph | 1 | 0 | 0 | 0 |
| Rommel p | 0 | 0 | 0 | 0 |
| Boley ph | 1 | 0 | 0 | 0 |
| Totals | 35 | 1 | 9 | 1 |

| | | | | | | |
|--------------|-----|-----|-----|---|----|---|
| St. Louis | 100 | 002 | 011 | 5 | 12 | 0 |
| Philadelphia | 000 | 000 | 100 | 1 | 9 | 0 |

DP – St. Louis 1, Philadelphia 1. **LOB** – St. Louis 5, Philadelphia 8. **2B** – Frisch, Simmons. **HR** – Martin (1). **SB** – Watkins (1). **CS** – Martin, Wilson.

| St. Louis | ip | h | r | er | bb | so |
|---------------------|-----------|----------|----------|-----------|-----------|-----------|
| Hallahan (W) | 9.0 | 9 | 1 | 1 | 1 | 4 |
| Philadelphia | ip | h | r | er | bb | so |
| Hoyt (L) | 6.0 | 7 | 3 | 3 | 0 | 1 |
| Walberg | 2.0 | 2 | 1 | 1 | 1 | 2 |
| Rommel | 1.0 | 3 | 1 | 1 | 0 | 0 |

T – 1:56. **A** – 32,295

Umpires – Klem, Nallin, Stark, McGowan.

Game 6 – October 9
Philadelphia 8, St. Louis 1

| Philadelphia | ab | r | h | bi |
|---------------|-----------|----------|----------|----------|
| Bishop 2b | 4 | 2 | 1 | 0 |
| Haas cf | 2 | 0 | 0 | 1 |
| Cochrane c | 5 | 0 | 1 | 1 |
| Simmons lf | 4 | 1 | 1 | 2 |
| Fox 1b | 5 | 2 | 2 | 0 |
| Miller rf | 3 | 1 | 1 | 0 |
| Dykes 3b | 3 | 1 | 0 | 1 |
| Williams ss | 4 | 1 | 2 | 1 |
| Grove p | 4 | 0 | 0 | 0 |
| Totals | 34 | 8 | 8 | 6 |

| St. Louis | ab | r | h | bi |
|---------------|-----------|----------|----------|----------|
| Flowers 3b | 4 | 1 | 1 | 0 |
| Roettger rf | 4 | 0 | 1 | 0 |
| Frisch 2b | 4 | 0 | 1 | 1 |
| Martin cf | 3 | 0 | 0 | 0 |
| Hafey lf | 4 | 0 | 1 | 0 |
| Bottomley 1b | 4 | 0 | 0 | 0 |
| Wilson c | 3 | 0 | 0 | 0 |
| Mancuso c | 0 | 0 | 0 | 0 |
| Gelbert ss | 3 | 0 | 1 | 0 |
| Derringer p | 0 | 0 | 0 | 0 |
| Johnson p | 0 | 0 | 0 | 0 |
| Blades ph | 1 | 0 | 0 | 0 |
| Lindsey p | 0 | 0 | 0 | 0 |
| Collins ph | 1 | 0 | 0 | 0 |
| Rhem p | 0 | 0 | 0 | 0 |
| Totals | 31 | 1 | 5 | 1 |

| | | | | | | |
|--------------|-----|-----|-----|---|---|---|
| Philadelphia | 000 | 040 | 400 | 8 | 8 | 1 |
| St. Louis | 000 | 001 | 000 | 1 | 5 | 2 |

E – Cochrane, Flowers, Hafey. **DP** – Philadelphia 1, St. Louis 1. **LOB** – Philadelphia 8, St. Louis 5. **2B** – Williams, Flowers. **SH** – Haas, Miller, Derringer.

| Philadelphia | ip | h | r | er | bb | so |
|------------------|-----------|----------|----------|-----------|-----------|-----------|
| Grove (W) | 9.0 | 5 | 1 | 1 | 1 | 7 |
| St. Louis | ip | h | r | er | bb | so |
| Derringer (L) | 4.2 | 3 | 4 | 0 | 4 | 4 |
| Johnson | 1.1 | 1 | 0 | 0 | 0 | 2 |
| Lindsey | 2.0 | 3 | 4 | 2 | 2 | 0 |
| Rhem | 1.0 | 1 | 0 | 0 | 0 | 1 |

WP – Derringer. **HBP** – by Lindsey (Miller).

T – 1:57. **A** – 39,401

Umpires – Nallin, Stark, McGowan, Klem.

Game 7 – October 10
St. Louis 4, Philadelphia 2

| Philadelphia | ab | r | h | bi |
|---------------------|-----------|----------|----------|-----------|
| Bishop 2b | 4 | 0 | 0 | 0 |
| Haas cf | 3 | 0 | 0 | 0 |
| Cochrane c | 4 | 0 | 0 | 0 |
| Simmons lf | 3 | 0 | 1 | 0 |
| Foxx 1b | 4 | 0 | 0 | 0 |
| Miller rf | 4 | 1 | 3 | 0 |
| Dykes 3b | 3 | 1 | 0 | 0 |
| Williams ss | 4 | 0 | 2 | 0 |
| Earnshaw p | 2 | 0 | 0 | 0 |
| Tody ph | 0 | 0 | 0 | 0 |
| Walberg p | 0 | 0 | 0 | 0 |
| Cramer ph | 1 | 0 | 1 | 2 |
| Totals | 32 | 2 | 7 | 2 |

| St. Louis | ab | r | h | bi |
|------------------|-----------|----------|----------|-----------|
| High 3b | 4 | 2 | 3 | 0 |
| Watkins rf | 3 | 2 | 2 | 2 |
| Frisch 2b | 3 | 0 | 0 | 0 |
| Martin cf | 3 | 0 | 0 | 0 |
| Orsatti lf | 3 | 0 | 0 | 0 |
| Bottomley 1b | 3 | 0 | 0 | 0 |
| Wilson c | 2 | 0 | 0 | 0 |
| Gelbert ss | 3 | 0 | 0 | 0 |
| Grimes p | 3 | 0 | 0 | 0 |
| Hallahan p | 0 | 0 | 0 | 0 |
| Totals | 27 | 4 | 5 | 2 |

| | | | | | | |
|--------------|-----|-----|-----|---|---|---|
| Philadelphia | 000 | 000 | 002 | 2 | 7 | 1 |
| St. Louis | 202 | 000 | 00x | 4 | 5 | 0 |

E – Foxx. **DP** – Philadelphia 1, St. Louis 1. **LOB** – Philadelphia 8, St. Louis 3.
HR – Watkins (1). **SH** – Frisch. **SB** – Martin (5).

| Philadelphia | ip | h | r | er | bb | so |
|---------------------|-----------|----------|----------|-----------|-----------|-----------|
| Earnshaw (L) | 7.0 | 4 | 4 | 3 | 2 | 7 |
| Walberg | 1.0 | 1 | 0 | 0 | 1 | 2 |
| St. Louis | ip | h | r | er | bb | so |
| Grimes (W) | 8.2 | 7 | 2 | 2 | 5 | 6 |
| Hallahan | 0.1 | 0 | 0 | 0 | 0 | 0 |

WP – Earnshaw.

T – 1:57. **A** – 20,805

Umpires – Stark, McGowan, Klem, Nal-
lin.

1971 ALCS

In their first trip to the ALCS, the Oakland A's ran into the defending World Champion Baltimore Orioles, losing in three straight games. Touted A's pitchers Vida Blue and Jim "Catfish" Hunter ran into problems during the series, leading to the A's downfall. Offensively, the A's got solid performances out of third baseman Sal Bando and right fielder Reggie Jackson, who hit .364 and .333 respectively.

In Game 1, Vida Blue took a 3-1 lead into the bottom of the seventh before allowing a RBI single to Mark Belanger, a RBI double by Curt Motton and a two-run double by Paul Blair. ALCS MVP Mike Cuellar tossed a complete game six-hitter to defeat the A's in Game 2. Jim Hunter also went the distance for the A's, allowing seven hits, including four home runs. In Game 3, Reggie Jackson homered twice and Sal Bando once but that was the A's only scoring as Jim Palmer tossed a complete game seven-hitter.

FINAL STATISTICS

| PLAYER | AVG | G | AB | R | H | TB | 2B | 3B | HR | RBI | SH | SF | HP | BB | IBB | SO | SB | CS | DP | E | SLG | OBP |
|---------------|-------------|----------|-----------|----------|-----------|-----------|----------|----------|----------|----------|----------|----------|----------|----------|----------|-----------|----------|----------|----------|----------|-------------|-------------|
| Bando | .364 | 3 | 11 | 3 | 4 | 9 | 2 | 0 | 1 | 1 | 0 | 0 | 0 | 1 | 0 | 0 | 0 | 0 | 1 | 0 | .818 | .417 |
| Blefary | .000 | 1 | 1 | 0 | 0 | 0 | 0 | 0 | 0 | 0 | 0 | 0 | 0 | 0 | 0 | 1 | 0 | 0 | 0 | 0 | .000 | .000 |
| Blue | .000 | 1 | 3 | 0 | 0 | 0 | 0 | 0 | 0 | 0 | 0 | 0 | 0 | 0 | 0 | 3 | 0 | 0 | 0 | 0 | .000 | .000 |
| Campaneris | .167 | 3 | 12 | 0 | 2 | 3 | 1 | 0 | 0 | 0 | 0 | 0 | 0 | 0 | 0 | 1 | 0 | 1 | 0 | 0 | .250 | .167 |
| Davis | .375 | 3 | 8 | 1 | 3 | 4 | 1 | 0 | 0 | 0 | 1 | 0 | 0 | 0 | 0 | 0 | 0 | 1 | 0 | 0 | .500 | .375 |
| Duncan | .500 | 2 | 6 | 0 | 3 | 4 | 1 | 0 | 0 | 2 | 0 | 0 | 0 | 0 | 0 | 0 | 0 | 1 | 0 | 0 | .667 | .500 |
| Epstein | .200 | 2 | 5 | 0 | 1 | 1 | 0 | 0 | 0 | 0 | 0 | 0 | 0 | 0 | 0 | 3 | 0 | 0 | 0 | 0 | .200 | .200 |
| Green | .286 | 3 | 7 | 0 | 2 | 2 | 0 | 0 | 0 | 0 | 1 | 0 | 0 | 1 | 0 | 1 | 0 | 0 | 1 | 0 | .286 | .375 |
| Hegan | .000 | 1 | 1 | 0 | 0 | 0 | 0 | 0 | 0 | 0 | 0 | 0 | 0 | 0 | 0 | 1 | 0 | 0 | 0 | 0 | .000 | .000 |
| Hunter | .000 | 1 | 3 | 0 | 0 | 0 | 0 | 0 | 0 | 0 | 0 | 0 | 0 | 0 | 0 | 1 | 0 | 0 | 0 | 0 | .000 | .000 |
| Jackson | .333 | 3 | 12 | 2 | 4 | 11 | 1 | 0 | 2 | 2 | 0 | 0 | 0 | 0 | 0 | 1 | 0 | 0 | 0 | 0 | .917 | .333 |
| Mangual | .167 | 3 | 12 | 1 | 2 | 5 | 1 | 1 | 0 | 2 | 0 | 0 | 0 | 0 | 0 | 1 | 0 | 0 | 1 | 0 | .417 | .167 |
| Monday | .000 | 1 | 3 | 0 | 0 | 0 | 0 | 0 | 0 | 0 | 0 | 0 | 0 | 1 | 0 | 2 | 0 | 0 | 0 | 0 | .000 | .250 |
| Rudi | .143 | 2 | 7 | 0 | 1 | 2 | 1 | 0 | 0 | 0 | 0 | 0 | 1 | 0 | 0 | 0 | 0 | 0 | 0 | 0 | .286 | .250 |
| Segui | .000 | 1 | 2 | 0 | 0 | 0 | 0 | 0 | 0 | 0 | 0 | 0 | 0 | 0 | 0 | 0 | 0 | 0 | 0 | 0 | .000 | .000 |
| Tenace | .000 | 1 | 3 | 0 | 0 | 0 | 0 | 0 | 0 | 0 | 0 | 0 | 0 | 1 | 0 | 1 | 0 | 0 | 0 | 0 | .000 | .250 |
| Totals | .229 | 3 | 96 | 7 | 22 | 41 | 8 | 1 | 3 | 7 | 2 | 0 | 0 | 5 | 0 | 16 | 0 | 3 | 3 | 0 | .427 | .267 |

| PITCHER | W | L | ERA | G | GS | CG | GF | SHO | SV | IP | H | R | ER | HR | HB | BB | IBB | SO | WP | BK | AVG |
|---------------|----------|----------|-------------|----------|----------|----------|----------|----------|----------|-------------|-----------|-----------|-----------|----------|----------|-----------|----------|-----------|----------|----------|-------------|
| Blue | 0 | 1 | 6.43 | 1 | 1 | 0 | 0 | 0 | 0 | 7.0 | 7 | 5 | 5 | 0 | 0 | 2 | 0 | 8 | 0 | 0 | .259 |
| Fingers | 0 | 0 | 7.71 | 2 | 0 | 0 | 1 | 0 | 0 | 2.1 | 2 | 2 | 2 | 0 | 0 | 1 | 0 | 2 | 0 | 0 | .250 |
| Grant | 0 | 0 | 0.00 | 1 | 0 | 0 | 1 | 0 | 0 | 2.0 | 3 | 0 | 0 | 0 | 0 | 0 | 0 | 2 | 0 | 0 | .333 |
| Hunter | 0 | 1 | 5.63 | 1 | 1 | 1 | 0 | 0 | 0 | 8.0 | 7 | 5 | 5 | 4 | 0 | 2 | 0 | 6 | 0 | 0 | .233 |
| Knowles | 0 | 0 | 0.00 | 1 | 0 | 0 | 0 | 0 | 0 | 0.1 | 1 | 0 | 0 | 0 | 0 | 0 | 0 | 1 | 0 | 0 | .500 |
| Locker | 0 | 0 | 0.00 | 1 | 0 | 0 | 0 | 0 | 0 | 0.2 | 0 | 0 | 0 | 0 | 0 | 2 | 0 | 0 | 0 | 0 | .000 |
| Segui | 0 | 1 | 5.79 | 1 | 1 | 0 | 0 | 0 | 0 | 4.2 | 6 | 3 | 3 | 0 | 0 | 6 | 2 | 4 | 0 | 0 | .333 |
| Totals | 0 | 3 | 5.40 | 3 | 3 | 1 | 2 | 0 | 0 | 25.0 | 26 | 15 | 15 | 4 | 0 | 13 | 2 | 22 | 1 | 0 | .274 |

Game 1 — October 3
Baltimore 5, Oakland 3

| Oakland | ab | r | h | bi |
|---------------|-----------|----------|----------|----------|
| Campaneris ss | 4 | 0 | 1 | 0 |
| Rudi lf | 4 | 0 | 1 | 0 |
| Jackson cf | 4 | 0 | 0 | 0 |
| Davis 1b | 4 | 1 | 1 | 0 |
| Bando 3b | 4 | 1 | 2 | 0 |
| Mangual cf | 4 | 1 | 2 | 2 |
| Duncan c | 3 | 0 | 2 | 1 |
| Epstein ph | 1 | 0 | 0 | 0 |
| Green 2b | 1 | 0 | 0 | 0 |
| Blue p | 3 | 0 | 0 | 0 |
| Fingers p | 0 | 0 | 0 | 0 |
| Totals | 32 | 3 | 9 | 3 |

| Baltimore | ab | r | h | bi |
|----------------|-----------|----------|----------|----------|
| Blair cf | 4 | 0 | 1 | 2 |
| Johnson 2b | 4 | 1 | 1 | 0 |
| Rettenmund lf | 4 | 0 | 1 | 1 |
| F. Robinson rf | 3 | 1 | 0 | 0 |
| Powell 1b | 4 | 0 | 1 | 0 |
| B. Robinson 3b | 3 | 1 | 1 | 0 |
| Etchebarren c | 3 | 0 | 0 | 0 |
| Belanger ss | 2 | 1 | 1 | 1 |
| McNally p | 2 | 0 | 0 | 0 |
| Motton ph | 1 | 0 | 1 | 1 |
| Palmer pr | 0 | 1 | 0 | 0 |
| Watt p | 0 | 0 | 0 | 0 |
| Totals | 30 | 5 | 7 | 5 |

| | | | | | | |
|-----------|-----|-----|-----|---|---|---|
| Oakland | 020 | 100 | 000 | 3 | 9 | 0 |
| Baltimore | 000 | 100 | 40x | 5 | 7 | 1 |

E – Johnson. **DP** – Oakland 1, Baltimore 2. **LOB** – Oakland 4, Baltimore 3. **2B** – Rudi, Bando, Duncan, Mangual, Johnson, Rettenmund, Motton, Blair, Campaneris. **3B** – Mangual. **S** – Green.

| Oakland | ip | h | r | er | bb | so |
|-------------|-----|---|---|----|----|----|
| Blue (L) | 7.0 | 7 | 5 | 5 | 2 | 8 |
| Fingers | 1.0 | 0 | 0 | 0 | 0 | 1 |
| Baltimore | ip | h | r | er | bb | so |
| McNally (W) | 7.0 | 7 | 3 | 3 | 1 | 5 |
| Watt (S) | 2.0 | 2 | 0 | 0 | 0 | 1 |

T – 2:23. **A** – 42,621

Umpires – Soar, Napp, DiMuro, O'Donnell, Luciano, Kunkel.

Game 2 — October 4
Baltimore 5, Oakland 1

| Oakland | ab | r | h | bi |
|---------------|-----------|----------|----------|----------|
| Campaneris ss | 4 | 0 | 1 | 0 |
| Rudi lf | 3 | 0 | 0 | 0 |
| Jackson rf | 4 | 0 | 1 | 0 |
| Davis 1b | 3 | 0 | 1 | 0 |
| Bando 3b | 4 | 1 | 1 | 0 |
| Mangual cf | 4 | 0 | 0 | 0 |
| Duncan c | 3 | 0 | 1 | 1 |
| Green 2b | 3 | 0 | 1 | 0 |
| Hunter p | 3 | 0 | 0 | 0 |
| Totals | 31 | 1 | 6 | 1 |

| Baltimore | ab | r | h | bi |
|------------------|-----------|----------|----------|----------|
| Buford lf | 3 | 0 | 0 | 0 |
| Blair cf | 0 | 0 | 0 | 0 |
| Johnson 2b | 3 | 1 | 0 | 0 |
| Powell 1b | 4 | 2 | 2 | 3 |
| F. Robinson rf | 4 | 0 | 0 | 0 |
| Rettenmund cf-lf | 4 | 0 | 1 | 0 |
| B. Robinson 3b | 3 | 1 | 1 | 1 |
| Hendricks c | 3 | 1 | 2 | 1 |
| Belanger ss | 3 | 0 | 0 | 0 |
| Cuellar p | 3 | 0 | 1 | 0 |
| Totals | 30 | 5 | 7 | 5 |

| | | | | | | |
|-----------|-----|-----|-----|---|---|---|
| Oakland | 000 | 100 | 000 | 1 | 6 | 0 |
| Baltimore | 011 | 000 | 12x | 5 | 7 | 0 |

LOB – Oakland 5, Baltimore 3. **2B** – Davis, Bando, Jackson. **HR** – B. Robinson, Powell 2, Hendricks. **S** – Davis.

| Oakland | ip | h | r | er | bb | so |
|-------------|-----|---|---|----|----|----|
| Hunter (L) | 8.0 | 7 | 5 | 5 | 2 | 6 |
| Baltimore | ip | h | r | er | bb | so |
| Cuellar (W) | 9.0 | 6 | 1 | 1 | 1 | 2 |

T – 2:04. **A** – 35,003

Umpires – Napp, O'Donnell, Luciano, DiMuro, Kunkel, Soar.

Game 3 — October 5
Baltimore 5, Oakland 3

| Baltimore | ab | r | h | bi |
|------------------|-----------|----------|-----------|----------|
| Buford lf | 4 | 1 | 3 | 0 |
| Rettenmund pr-lf | 0 | 0 | 0 | 0 |
| Blair cf | 5 | 1 | 2 | 0 |
| Powell 1b | 2 | 2 | 0 | 0 |
| F. Robinson rf | 5 | 1 | 1 | 1 |
| Hendricks c | 1 | 0 | 0 | 1 |
| Etchebarren ph-c | 2 | 0 | 0 | 0 |
| B. Robinson 3b | 5 | 0 | 2 | 2 |
| Johnson 2b | 3 | 0 | 2 | 0 |
| Belanger ss | 3 | 0 | 1 | 0 |
| Palmer p | 5 | 0 | 1 | 0 |
| Totals | 35 | 5 | 12 | 4 |

| Oakland | ab | r | h | bi |
|---------------|-----------|----------|----------|----------|
| Campaneris ss | 4 | 0 | 0 | 0 |
| Monday cf | 3 | 0 | 0 | 0 |
| Jackson rf | 4 | 2 | 3 | 2 |
| Epstein 1b | 4 | 0 | 1 | 0 |
| Bando 3b | 3 | 1 | 1 | 1 |
| Mangual lf | 4 | 0 | 0 | 0 |
| Tenace c | 3 | 0 | 0 | 0 |
| Green 2b | 3 | 0 | 1 | 0 |
| Hegan ph | 1 | 0 | 0 | 0 |
| Segui p | 2 | 0 | 0 | 0 |
| Fingers p | 0 | 0 | 0 | 0 |
| Knowles p | 0 | 0 | 0 | 0 |
| Locker p | 0 | 0 | 0 | 0 |
| Davis ph | 1 | 0 | 1 | 0 |
| Grant p | 0 | 0 | 0 | 0 |
| Blefaray ph | 1 | 0 | 0 | 0 |
| Totals | 33 | 3 | 7 | 3 |

| | | | | | | |
|-----------|-----|-----|-----|---|----|---|
| Baltimore | 100 | 020 | 200 | 5 | 12 | 0 |
| Oakland | 001 | 001 | 010 | 3 | 7 | 0 |

DP – Baltimore 1, Oakland 3. **LOB** – Baltimore 13, Oakland 6. **2B** – Johnson, F. Robinson, B. Robinson. **3B** – Buford. **HR** – Jackson 2, Bando. **SF** – Hendricks.

| Baltimore | ip | h | r | er | bb | so |
|------------|-----|---|---|----|----|----|
| Palmer (W) | 9.0 | 7 | 3 | 3 | 3 | 8 |
| Oakland | ip | h | r | er | bb | so |
| Segui (L) | 4.2 | 6 | 3 | 3 | 6 | 4 |
| Fingers | 1.1 | 2 | 2 | 2 | 1 | 1 |
| Knowles | 0.1 | 1 | 0 | 0 | 0 | 0 |
| Locker | 0.2 | 0 | 0 | 0 | 2 | 0 |
| Grant | 2.0 | 3 | 0 | 0 | 0 | 2 |

Fingers pitched to 2 batters in the 7th.

WP – Palmer, Knowles.

T – 2:49. **A** – 33,176

Umpires – DiMuro, Luciano, Soar, Kunkel, O'Donnell, Napp.

1972 ALCS

Forty-one years after the Philadelphia Athletics won the American League Pennant, the Oakland A's recorded the organization's next pennant with a hard fought 3 games to 2 triumph over Detroit. It was the first time in the four year history of the ALCS that the playoffs had gone more than three games. The A's used superb pitching, scoring just a total of 13 runs in the five games, but allowing only 10. The series also saw a near brawl between Tigers manager Billy Martin and A's shortstop Campy Campaneris, who threw his bat at Tiger hurler Lerrin LaGrow after being hit by a pitch.

In Game 1, the Tigers scored a run in the top of the 11th inning on an Al Kaline home run to take a 2-1 lead but Gonzalo Marquez tied the game in the bottom of the inning on a pinch hit RBI single. A Kaline throwing error on the play allowed Gene Tenace to score the winning run. ALCS MVP Blue Moon Odom tossed a three-hit shutout in a 5-0 A's win in Game 2. Campaneris had three hits, two runs and two steals but was suspended for the remainder of the playoffs by American League President Joe Cronin after the bat throwing incident. Joe Coleman blanked the A's 3-0 on seven hits in Game 3 and the Tigers won 4-3 in 10 innings in Game 4. The A's scored two runs in the top of the 10th for a 3-1 lead but the Tigers scored three times in the bottom of the 10th, including the game winning single by Jim Northrup. In Game 5, Vida Blue pitched four innings of shutout relief to pick up the save for Odom. Gene Tenace's two-out RBI single in the fourth inning scored George Hendrick with the winning run.

FINAL STATISTICS

| PLAYER | AVG | G | AB | R | H | TB | 2B | 3B | HR | RBI | SH | SF | HP | BB | IBB | SO | SB | CS | DP | E | SLG | OBP |
|---------------|-------------|----------|------------|-----------|-----------|-----------|----------|----------|----------|-----------|----------|----------|----------|-----------|----------|-----------|----------|----------|----------|----------|-------------|-------------|
| Alou | .381 | 5 | 21 | 2 | 8 | 12 | 4 | 0 | 0 | 2 | 1 | 0 | 1 | 0 | 0 | 2 | 1 | 1 | 1 | 0 | .571 | .409 |
| Bando | .200 | 5 | 20 | 0 | 4 | 4 | 0 | 0 | 0 | 0 | 2 | 0 | 0 | 0 | 0 | 3 | 0 | 0 | 0 | 0 | .200 | .200 |
| Blue | .000 | 4 | 1 | 0 | 0 | 0 | 0 | 0 | 0 | 0 | 0 | 0 | 0 | 0 | 0 | 0 | 0 | 0 | 0 | 0 | .000 | .000 |
| Campaneris | .429 | 2 | 7 | 3 | 3 | 3 | 0 | 0 | 0 | 0 | 0 | 0 | 1 | 1 | 0 | 0 | 2 | 0 | 0 | 0 | .429 | .556 |
| Cullen | .000 | 2 | 1 | 0 | 0 | 0 | 0 | 0 | 0 | 0 | 0 | 0 | 0 | 0 | 0 | 0 | 0 | 0 | 0 | 0 | .000 | .000 |
| Duncan | .000 | 2 | 2 | 0 | 0 | 0 | 0 | 0 | 0 | 0 | 0 | 0 | 0 | 1 | 0 | 1 | 0 | 0 | 0 | 0 | .000 | .333 |
| Epstein | .188 | 5 | 16 | 1 | 3 | 6 | 0 | 0 | 1 | 1 | 0 | 0 | 1 | 4 | 0 | 5 | 1 | 0 | 0 | 0 | .375 | .381 |
| Fingers | .000 | 3 | 1 | 0 | 0 | 0 | 0 | 0 | 0 | 0 | 0 | 0 | 0 | 0 | 0 | 0 | 0 | 0 | 0 | 0 | .000 | .000 |
| Green | .125 | 5 | 8 | 0 | 1 | 2 | 1 | 0 | 0 | 0 | 0 | 0 | 0 | 0 | 0 | 0 | 0 | 0 | 1 | 0 | .250 | .125 |
| Hegan | .000 | 3 | 1 | 1 | 0 | 0 | 0 | 0 | 0 | 0 | 0 | 0 | 0 | 0 | 0 | 0 | 0 | 0 | 0 | 0 | .000 | .000 |
| Hendrick | .143 | 5 | 7 | 2 | 1 | 1 | 0 | 0 | 0 | 0 | 0 | 0 | 0 | 0 | 0 | 1 | 0 | 0 | 0 | 0 | .143 | .143 |
| Holtzman | .000 | 1 | 1 | 0 | 0 | 0 | 0 | 0 | 0 | 0 | 0 | 0 | 0 | 0 | 0 | 1 | 0 | 0 | 0 | 0 | .000 | .000 |
| Hunter | .167 | 2 | 6 | 0 | 1 | 1 | 0 | 0 | 0 | 0 | 0 | 0 | 0 | 0 | 0 | 2 | 0 | 0 | 0 | 0 | .167 | .167 |
| Jackson | .278 | 5 | 18 | 1 | 5 | 6 | 1 | 0 | 0 | 2 | 0 | 0 | 0 | 1 | 0 | 6 | 2 | 0 | 0 | 1 | .333 | .316 |
| Kubiak | .500 | 4 | 4 | 0 | 2 | 2 | 0 | 0 | 0 | 1 | 0 | 0 | 0 | 0 | 0 | 0 | 0 | 0 | 0 | 1 | 1.000 | .500 |
| Mangual | .000 | 3 | 3 | 0 | 0 | 0 | 0 | 0 | 0 | 0 | 0 | 0 | 0 | 0 | 0 | 1 | 0 | 0 | 0 | 0 | .000 | .000 |
| Marquez | .667 | 3 | 3 | 1 | 2 | 2 | 0 | 0 | 0 | 1 | 0 | 0 | 0 | 0 | 0 | 0 | 0 | 0 | 0 | 0 | .667 | .667 |
| Maxvill | .125 | 5 | 8 | 0 | 1 | 1 | 0 | 0 | 0 | 0 | 0 | 0 | 0 | 1 | 0 | 2 | 1 | 0 | 0 | 0 | .125 | .222 |
| Mincher | .000 | 1 | 1 | 0 | 0 | 0 | 0 | 0 | 0 | 0 | 0 | 0 | 0 | 0 | 0 | 1 | 0 | 0 | 0 | 0 | .000 | .000 |
| Odom | .250 | 3 | 4 | 0 | 1 | 2 | 1 | 0 | 0 | 1 | 0 | 0 | 0 | 0 | 0 | 1 | 0 | 0 | 0 | 0 | .500 | .250 |
| Rudi | .250 | 5 | 20 | 1 | 5 | 6 | 1 | 0 | 0 | 2 | 0 | 1 | 0 | 1 | 0 | 4 | 0 | 0 | 0 | 0 | .300 | .273 |
| Tenace | .059 | 5 | 17 | 1 | 1 | 1 | 0 | 0 | 0 | 1 | 0 | 0 | 0 | 3 | 0 | 5 | 0 | 1 | 0 | 1 | .059 | .200 |
| Totals | .224 | 5 | 170 | 13 | 38 | 49 | 8 | 0 | 1 | 10 | 4 | 1 | 3 | 12 | 0 | 35 | 7 | 2 | 2 | 3 | .288 | .285 |

| PITCHER | W | L | ERA | G | GS | CG | GF | SHO | SV | IP | H | R | ER | HR | HB | BB | IBB | SO | WP | BK | AVG |
|---------------|----------|----------|-------------|----------|----------|----------|----------|----------|----------|-------------|-----------|-----------|----------|----------|----------|-----------|----------|-----------|----------|----------|-------------|
| Blue | 0 | 0 | 0.00 | 4 | 0 | 0 | 1 | 0 | 1 | 5.1 | 4 | 0 | 0 | 0 | 0 | 1 | 1 | 5 | 0 | 0 | .200 |
| Fingers | 1 | 0 | 1.69 | 3 | 0 | 0 | 1 | 0 | 0 | 5.1 | 4 | 1 | 1 | 1 | 1 | 0 | 1 | 0 | 3 | 0 | .250 |
| Hamilton | 0 | 0 | 0.00 | 1 | 0 | 0 | 1 | 0 | 0 | 0.0 | 1 | 0 | 0 | 0 | 0 | 1 | 0 | 0 | 0 | 0 | 1.000 |
| Holtzman | 0 | 1 | 4.50 | 1 | 1 | 0 | 0 | 0 | 0 | 4.0 | 4 | 2 | 2 | 0 | 0 | 2 | 0 | 2 | 0 | 0 | .267 |
| Horlen | 0 | 1 | INF | 1 | 0 | 0 | 0 | 0 | 0 | 0.0 | 0 | 1 | 1 | 0 | 0 | 1 | 0 | 0 | 1 | 0 | .000 |
| Hunter | 0 | 0 | 1.17 | 2 | 2 | 0 | 0 | 0 | 0 | 15.1 | 10 | 2 | 2 | 2 | 0 | 5 | 1 | 9 | 0 | 0 | .185 |
| Locker | 0 | 0 | 13.50 | 2 | 0 | 0 | 1 | 0 | 0 | 2.0 | 4 | 3 | 3 | 1 | 0 | 0 | 0 | 1 | 0 | 0 | .444 |
| Odom | 2 | 0 | 0.00 | 2 | 2 | 1 | 0 | 1 | 0 | 14.0 | 5 | 1 | 0 | 0 | 0 | 2 | 0 | 5 | 1 | 0 | .109 |
| Totals | 3 | 2 | 1.76 | 5 | 5 | 1 | 4 | 1 | 1 | 46.0 | 32 | 10 | 9 | 4 | 0 | 13 | 2 | 25 | 2 | 0 | .198 |

Game 1 — October 7
Oakland 3, Detroit 2 (11)

Game 2 — October 8
Oakland 5, Detroit 0

Game 3 — October 10
Detroit 3, Oakland 0

| Detroit | ab | r | h | bi |
|----------------|-----------|----------|----------|----------|
| McAuliffe 2b | 5 | 0 | 0 | 0 |
| Kaline rf | 5 | 1 | 1 | 1 |
| Sims c | 5 | 0 | 2 | 0 |
| Cash 1b | 3 | 1 | 1 | 1 |
| Horton lf | 3 | 0 | 0 | 0 |
| G. Brown ph | 1 | 0 | 0 | 0 |
| Stanley cf | 1 | 0 | 0 | 0 |
| Northrup cf-lf | 3 | 0 | 1 | 0 |
| Rodriguez 3b | 4 | 0 | 0 | 0 |
| Brinkman ss | 4 | 0 | 1 | 0 |
| Lolich p | 4 | 0 | 0 | 0 |
| Seelbach p | 0 | 0 | 0 | 0 |
| Totals | 38 | 2 | 6 | 2 |

| Oakland | ab | r | h | bi |
|---------------|-----------|----------|-----------|----------|
| Campaneris ss | 4 | 1 | 0 | 0 |
| Alou rf | 5 | 0 | 1 | 0 |
| Rudi lf | 4 | 0 | 0 | 1 |
| Jackson cf | 5 | 0 | 2 | 0 |
| Bando 3b | 4 | 0 | 2 | 0 |
| Odom pr | 0 | 0 | 0 | 0 |
| Epstein 1b | 3 | 0 | 2 | 0 |
| Hegan pr | 0 | 1 | 0 | 0 |
| Tenace c | 5 | 1 | 0 | 0 |
| Green 2b | 0 | 0 | 0 | 0 |
| Mangual ph | 1 | 0 | 0 | 0 |
| Kubiak 2b | 2 | 0 | 1 | 0 |
| Hendrick ph | 1 | 0 | 0 | 0 |
| Maxvill 2b | 0 | 0 | 0 | 0 |
| Marquez ph | 1 | 0 | 1 | 1 |
| Hunter p | 3 | 0 | 1 | 0 |
| Blue p | 0 | 0 | 0 | 0 |
| Fingers p | 1 | 0 | 0 | 0 |
| Totals | 39 | 3 | 10 | 2 |

| Detroit | ab | r | h | bi |
|---------------|-----------|----------|----------|----------|
| McAuliffe 2b | 4 | 0 | 0 | 0 |
| Kaline rf | 4 | 0 | 1 | 0 |
| Sims c | 3 | 0 | 0 | 0 |
| Cash 1b | 3 | 0 | 1 | 0 |
| Horton lf | 3 | 0 | 0 | 0 |
| Northrup cf | 3 | 0 | 1 | 0 |
| Taylor 2b | 3 | 0 | 0 | 0 |
| Rodriguez 3b | 3 | 0 | 0 | 0 |
| Fryman p | 1 | 0 | 0 | 0 |
| Zachary p | 0 | 0 | 0 | 0 |
| Scherman p | 0 | 0 | 0 | 0 |
| Haller ph | 1 | 0 | 0 | 0 |
| LaGrow p | 0 | 0 | 0 | 0 |
| Hiller p | 0 | 0 | 0 | 0 |
| G. Brown ph | 1 | 0 | 0 | 0 |
| Totals | 29 | 0 | 3 | 0 |

| Oakland | ab | r | h | bi |
|---------------|-----------|----------|----------|----------|
| Campaneris ss | 3 | 2 | 3 | 0 |
| Maxvill pr-ss | 0 | 0 | 0 | 0 |
| Alou rf | 4 | 1 | 1 | 1 |
| Rudi lf | 3 | 1 | 2 | 1 |
| Jackson cf | 4 | 0 | 1 | 2 |
| Bando 3b | 4 | 0 | 0 | 0 |
| Epstein 1b | 3 | 0 | 0 | 0 |
| Hegan 1b | 0 | 0 | 0 | 0 |
| Tenace c | 3 | 0 | 0 | 0 |
| Green 2b | 1 | 0 | 0 | 0 |
| Hendrick ph | 1 | 1 | 1 | 0 |
| Kubiak 2b | 1 | 0 | 0 | 0 |
| Odom p | 2 | 0 | 0 | 0 |
| Totals | 29 | 5 | 8 | 4 |

| | | | | | | |
|---------|-----|-----|-----|---|---|---|
| Detroit | 000 | 000 | 000 | 0 | 3 | 1 |
| Oakland | 100 | 040 | 00x | 5 | 8 | 0 |

| Oakland | ab | r | h | bi |
|---------------|-----------|----------|----------|----------|
| Alou rf | 5 | 0 | 3 | 0 |
| Maxvill ss | 2 | 0 | 0 | 0 |
| Duncan ph-c | 1 | 0 | 0 | 0 |
| Rudi lf | 4 | 0 | 3 | 0 |
| Jackson cf | 4 | 0 | 0 | 0 |
| Epstein 1b | 4 | 0 | 0 | 0 |
| Bando 3b | 4 | 0 | 1 | 0 |
| Tenace c-2b | 2 | 0 | 0 | 0 |
| Green 2b | 1 | 0 | 0 | 0 |
| Mincher ph | 1 | 0 | 0 | 0 |
| Kubiak 2b | 0 | 0 | 0 | 0 |
| Marquez ph | 1 | 0 | 0 | 0 |
| Cullen ss | 1 | 0 | 0 | 0 |
| Holtzman p | 1 | 0 | 0 | 0 |
| Mangual ph | 1 | 0 | 0 | 0 |
| Fingers p | 0 | 0 | 0 | 0 |
| Blue p | 0 | 0 | 0 | 0 |
| Hegan ph | 1 | 0 | 0 | 0 |
| Locker p | 0 | 0 | 0 | 0 |
| Hendrick ph | 1 | 0 | 0 | 0 |
| Totals | 34 | 0 | 7 | 0 |

| Detroit | ab | r | h | bi |
|---------------|-----------|----------|----------|----------|
| Taylor 2b | 4 | 0 | 0 | 0 |
| Rodriguez 3b | 4 | 0 | 0 | 0 |
| Kaline rf | 3 | 1 | 2 | 0 |
| Freehan c | 3 | 2 | 2 | 1 |
| Horton lf | 2 | 0 | 0 | 0 |
| Northrup lf | 1 | 0 | 0 | 0 |
| Stanley cf | 3 | 0 | 1 | 0 |
| I. Brown 1b | 2 | 0 | 1 | 2 |
| Cash ph-1b | 1 | 0 | 0 | 0 |
| McAuliffe ss | 3 | 0 | 1 | 0 |
| Coleman p | 2 | 0 | 1 | 0 |
| Totals | 28 | 3 | 8 | 3 |

One out when winning run scored.

| | | | | | | | |
|---------|-----|-----|-----|----|-----|---|---|
| Detroit | 010 | 000 | 000 | 01 | 2 | 6 | 2 |
| Oakland | 001 | 000 | 000 | 02 | 310 | 1 | |

E – McAuliffe, Kubiak, Kaline. **DP** – Detroit 1, Oakland 1. **LOB** – Detroit 6, Oakland 10. **2B** – Brinkman, Sims. **3B** – Sims. **HR** – Cash, Kaline. **S** – Bando, Cash. **SF** – Rudi.

| Detroit | ip | h | r | er | bb | so |
|----------------|-----------|----------|----------|-----------|-----------|-----------|
| Lolich (L) | 10.0 | 9 | 3 | 2 | 3 | 4 |
| Seelbach | 0.1 | 1 | 0 | 0 | 0 | 0 |
| Oakland | ip | h | r | er | bb | so |
| Hunter | 8.0 | 4 | 1 | 1 | 2 | 4 |
| Blue | 0.0 | 0 | 0 | 0 | 0 | 0 |
| Fingers (W) | 3.0 | 2 | 1 | 1 | 0 | 1 |

Hunter pitched to 1 batter in the 9th.
 Blue pitched to 1 batter in the 9th. Lolich pitched to 2 batters in the 11th.

T – 3:09. **A** – 29,536

Umpires – Flaherty, Chylak, Rice, Denkinger, Barnett, Frantz.

E – McAuliffe. **DP** – Detroit 1. **LOB** – Detroit 2, Oakland 4. **2B** – Rudi, Jackson. **SB** – Campaneris 2. **S** – Odom.

| Detroit | ip | h | r | er | bb | so |
|----------------|-----------|----------|----------|-----------|-----------|-----------|
| Fryman (L) | 4.1 | 7 | 4 | 4 | 1 | 5 |
| Zachary | 0.0 | 0 | 1 | 1 | 1 | 0 |
| Scherman | 0.2 | 1 | 0 | 0 | 0 | 1 |
| LaGrow | 1.0 | 0 | 0 | 0 | 0 | 1 |
| Hiller | 2.0 | 0 | 0 | 0 | 0 | 1 |
| Oakland | ip | h | r | er | bb | so |
| Odom (W) | 9.0 | 3 | 0 | 0 | 0 | 2 |

Zachary pitched to 1 batter in the 5th.
 LaGrow pitched to 1 batter in the 7th.

HBP – by LaGrow (Campaneris). **WP** – Zachary 2.

T – 2:37. **A** – 31,088

Umpires – Chylak, Rice, Frantz, Barnett, Denkinger, Flaherty.

| | | | | | | |
|---------|-----|-----|-----|---|---|---|
| Oakland | 000 | 000 | 000 | 0 | 7 | 0 |
| Detroit | 000 | 200 | 01x | 3 | 8 | 1 |

E – McAuliffe. **DP** – Oakland 3, Detroit 1. **LOB** – Oakland 10, Detroit 5. **2B** – Alou 2, Freehan. **HR** – Freehan. **SB** – Alou, Maxvill. **S** – Freehan.

| Oakland | ip | h | r | er | bb | so |
|----------------|-----------|----------|----------|-----------|-----------|-----------|
| Holtzman (L) | 4.0 | 4 | 2 | 3 | 2 | 2 |
| Fingers | 1.2 | 2 | 0 | 0 | 1 | 1 |
| Blue | 0.1 | 0 | 0 | 0 | 0 | 0 |
| Locker | 2.0 | 2 | 1 | 1 | 0 | 1 |
| Detroit | ip | h | r | er | bb | so |
| Coleman (W) | 9.0 | 7 | 0 | 0 | 3 | 14 |

T – 2:27. **A** – 41,156

Umpires – Rice, Denkinger, Chylak, Frantz, Flaherty and Barnett.

Game 4 — October 11
Detroit 4, Oakland 3 (10)

Game 5 — October 12
Oakland 2, Detroit 1

| Oakland | ab | r | h | bi |
|---------------|-----------|----------|----------|----------|
| Alou rf | 5 | 1 | 2 | 1 |
| Maxvill ss | 2 | 0 | 1 | 0 |
| Hendrick ph | 1 | 0 | 0 | 0 |
| Cullen ss | 0 | 0 | 0 | 0 |
| Mangual ph | 1 | 0 | 0 | 0 |
| Kubiak ss | 1 | 0 | 1 | 1 |
| Rudi lf | 5 | 0 | 0 | 0 |
| Jackson cf | 5 | 0 | 2 | 0 |
| Bando 3b | 5 | 0 | 0 | 0 |
| Epstein 1b | 3 | 1 | 1 | 1 |
| Tenace c-2b | 4 | 0 | 0 | 0 |
| Green 2b | 2 | 0 | 1 | 0 |
| Duncan ph-c | 1 | 0 | 0 | 0 |
| Hunter p | 3 | 0 | 0 | 0 |
| Fingers p | 0 | 0 | 0 | 0 |
| Blue p | 0 | 0 | 0 | 0 |
| Marquez ph | 1 | 1 | 1 | 0 |
| Locker p | 0 | 0 | 0 | 0 |
| Horlen p | 0 | 0 | 0 | 0 |
| Hamilton p | 0 | 0 | 0 | 0 |
| Totals | 39 | 3 | 9 | 3 |

| Detroit | ab | r | h | bi |
|----------------|-----------|----------|-----------|----------|
| McAuliffe ss | 4 | 2 | 2 | 1 |
| Kaline rf | 3 | 1 | 1 | 0 |
| Sims lf | 3 | 0 | 1 | 0 |
| Stanley cf | 1 | 0 | 1 | 0 |
| G. Brown ph | 0 | 1 | 0 | 0 |
| Freehan c | 5 | 0 | 1 | 1 |
| Cash 1b | 4 | 0 | 1 | 1 |
| Northrup cf-lf | 5 | 0 | 1 | 1 |
| Taylor 2b | 4 | 0 | 2 | 0 |
| Rodriguez 3b | 2 | 0 | 0 | 0 |
| Lolich p | 3 | 0 | 0 | 0 |
| Horton ph | 1 | 0 | 0 | 0 |
| Seelbach p | 0 | 0 | 0 | 0 |
| Hiller p | 0 | 0 | 0 | 0 |
| Totals | 35 | 4 | 10 | 4 |

None out when winning run scored.
 Oakland 000 000 100 2 3 9 2
 Detroit 001 000 000 3 410 1

E – Jackson, Rodriguez, Tenace. **DP** – Oakland 1. **LOB** – Oakland 8, Detroit 11.
2B – Sims, Green, Taylor 2, Alou 2. **HR** – McAuliffe, Epstein. **S** – Kaline.

| Oakland | ip | h | r | er | bb | so |
|----------------|-----------|----------|----------|-----------|-----------|-----------|
| Hunter | 7.1 | 6 | 1 | 1 | 3 | 5 |
| Fingers | 0.2 | 0 | 0 | 0 | 0 | 1 |
| Blue | 1.0 | 1 | 0 | 0 | 1 | 2 |
| Locker | 0.0 | 2 | 2 | 2 | 0 | 0 |
| Horlen (L) | 0.0 | 0 | 1 | 1 | 1 | 0 |
| Hamilton | 0.0 | 1 | 0 | 0 | 1 | 0 |
| Detroit | ip | h | r | er | bb | so |
| Lolich | 9.0 | 5 | 1 | 1 | 2 | 6 |
| Seelbach | 0.2 | 3 | 2 | 2 | 0 | 0 |
| Hiller (W) | 0.1 | 1 | 0 | 0 | 0 | 0 |

Locker pitched to two batters in the 10th.
 Horlen pitched to two batters in the 10th.
 Hamilton pitched to two batters in the 10th.
WP – Horlen
T – 3:04. **A** – 37,615
Umpires – Denkinger, Chylak, Rice, Flaherty, Barnett and Frantz.

| Oakland | ab | r | h | bi |
|---------------|-----------|----------|----------|----------|
| Alou rf | 2 | 0 | 1 | 0 |
| Maxvill ss | 4 | 0 | 0 | 0 |
| Rudi lf | 4 | 0 | 0 | 0 |
| Jackson cf | 0 | 1 | 0 | 0 |
| Hendrick cf | 3 | 1 | 0 | 0 |
| Bando 3b | 3 | 0 | 1 | 0 |
| Epstein 1b | 3 | 0 | 0 | 0 |
| Tenace c | 3 | 0 | 1 | 1 |
| Green 2b | 4 | 0 | 0 | 0 |
| Odom p | 2 | 0 | 1 | 0 |
| Blue p | 1 | 0 | 0 | 0 |
| Totals | 29 | 2 | 4 | 1 |

| Detroit | ab | r | h | bi |
|---------------|-----------|----------|----------|----------|
| McAuliffe ss | 4 | 1 | 1 | 0 |
| Kaline rf | 4 | 0 | 0 | 0 |
| Sims lf | 3 | 0 | 0 | 0 |
| Freehan c | 4 | 0 | 0 | 1 |
| Cash 1b | 4 | 0 | 1 | 0 |
| Niekro ph | 0 | 0 | 0 | 0 |
| Northrup cf | 2 | 0 | 2 | 0 |
| Stanley ph | 1 | 0 | 0 | 0 |
| Taylor 2b | 4 | 0 | 0 | 0 |
| Rodriguez 3b | 3 | 0 | 0 | 0 |
| Fryman p | 2 | 0 | 0 | 0 |
| Horton ph | 1 | 0 | 1 | 0 |
| Knox pr | 0 | 0 | 0 | 0 |
| Hiller p | 0 | 0 | 0 | 0 |
| Totals | 32 | 1 | 5 | 1 |

| | | | | | | |
|---------|-----|-----|-----|---|---|---|
| Oakland | 010 | 100 | 000 | 2 | 4 | 0 |
| Detroit | 100 | 000 | 000 | 1 | 5 | 2 |

E – McAuliffe, Sims. **DP** – Detroit 1. **LOB** – Oakland 6, Detroit 6. **2B** – Odom. **SB** – Jackson 2, Epstein. **S** – Bando, Alou.

| Oakland | ip | h | r | er | bb | so |
|----------------|-----------|----------|----------|-----------|-----------|-----------|
| Odom (W) | 5.0 | 2 | 1 | 0 | 2 | 3 |
| Blue (S) | 4.0 | 3 | 0 | 0 | 0 | 3 |
| Detroit | ip | h | r | er | bb | so |
| Fryman (L) | 8.0 | 4 | 2 | 1 | 1 | 3 |
| Hiller | 1.0 | 0 | 0 | 0 | 1 | 0 |

HBP – by Fryman (Epstein, Alou). **WP** – Odom. **BK** – Fryman. **PB** – Tenace.
T – 2:48. **A** – 50,276
Umpires – Chylak, Rice, Barnett, Flaherty, Frantz and Denkinger.

1972 WORLD SERIES

The A's win their first World Championship in Oakland, the first for the Athletics franchise since 1930, defeating Cincinnati, 4 games to 3. Six of the seven games are decided by one run and Gene Tenace picks up the offensive slack for Reggie Jackson who misses the entire series after pulling a hamstring in the ALCS. Tenace hits .348 with four home runs and nine RBI in the seven games to earn World Series MVP honors.

Tenace homers in his first two at bats of the series, hitting a two-run homer in the second and a solo shot in the fifth to lead the A's to a 3-2 win in Game 1. Catfish Hunter tossed 8 2/3 innings of six-hit, one-run baseball in Game 2 before yielding to Rollie Fingers who got the final out in the A's 2-1 win. Joe Rudi homered and made a spectacular catch off the bat of Denis Menke in the ninth. After a rainout in Oakland, the Reds won Game 3, 1-0 on a combined three-hitter by Jack Billingham and Clay Carroll. In Game 4, the A's trailed 2-1 entering the bottom of the ninth before scoring twice on pinch hit RBI singles by Don Mincher and Angel Mangual to take a 3-1 lead in the series. The Reds scored once in the eighth and once in the ninth off Rollie Fingers to win Game 5, 5-4 and then won 8-1 in Game 6 to even the series at three games each. In Game 7, the score was tied at one after five innings when Tenace delivered a RBI double to give the A's the lead. Sal Bando followed with a RBI double and Rollie Fingers pitched two scoreless innings for the save.

FINAL STATISTICS

| PLAYER | AVG | G | AB | R | H | TB | 2B | 3B | HR | RBI | SH | SF | HP | BB | IBB | SO | SB | CS | DP | E | SLG | OBP |
|---------------|-------------|----------|------------|-----------|-----------|-----------|----------|----------|----------|-----------|----------|----------|----------|-----------|----------|-----------|----------|----------|----------|----------|-------------|-------------|
| Alou | .042 | 7 | 24 | 0 | 1 | 1 | 0 | 0 | 0 | 0 | 1 | 0 | 0 | 3 | 1 | 0 | 1 | 0 | 0 | 1 | .042 | .148 |
| Bando | .269 | 7 | 26 | 2 | 7 | 8 | 1 | 0 | 0 | 1 | 0 | 0 | 0 | 2 | 1 | 5 | 0 | 0 | 1 | 1 | .308 | .321 |
| Blue | .000 | 4 | 1 | 0 | 0 | 0 | 0 | 0 | 0 | 0 | 0 | 0 | 0 | 2 | 0 | 1 | 0 | 0 | 0 | 0 | .000 | .667 |
| Campaneris | .179 | 7 | 28 | 1 | 5 | 5 | 0 | 0 | 0 | 0 | 2 | 0 | 0 | 1 | 0 | 4 | 0 | 1 | 0 | 1 | .179 | .207 |
| Duncan | .200 | 3 | 5 | 0 | 1 | 1 | 0 | 0 | 0 | 0 | 0 | 0 | 0 | 1 | 0 | 3 | 0 | 0 | 0 | 0 | .200 | .333 |
| Epstein | .000 | 6 | 16 | 1 | 0 | 0 | 0 | 0 | 0 | 0 | 0 | 0 | 0 | 5 | 1 | 3 | 0 | 0 | 0 | 2 | .000 | .238 |
| Fingers | .000 | 6 | 1 | 0 | 0 | 0 | 0 | 0 | 0 | 0 | 1 | 0 | 0 | 0 | 0 | 0 | 0 | 0 | 0 | 0 | .000 | .000 |
| Green | .333 | 7 | 18 | 0 | 6 | 8 | 2 | 0 | 0 | 1 | 0 | 0 | 0 | 0 | 0 | 4 | 0 | 0 | 0 | 0 | .444 | .333 |
| Hegan | .200 | 6 | 5 | 0 | 1 | 1 | 0 | 0 | 0 | 0 | 0 | 0 | 0 | 0 | 0 | 2 | 0 | 0 | 0 | 0 | .200 | .200 |
| Hendrick | .133 | 5 | 15 | 3 | 2 | 2 | 0 | 0 | 0 | 0 | 1 | 0 | 0 | 1 | 0 | 2 | 0 | 0 | 1 | 0 | .133 | .188 |
| Holtzman | .000 | 3 | 5 | 0 | 0 | 0 | 0 | 0 | 0 | 0 | 0 | 0 | 0 | 0 | 0 | 0 | 0 | 0 | 0 | 1 | .000 | .000 |
| Hunter | .200 | 3 | 5 | 0 | 1 | 1 | 0 | 0 | 0 | 1 | 0 | 0 | 0 | 2 | 0 | 1 | 0 | 0 | 0 | 1 | .200 | .429 |
| Kubiak | .333 | 4 | 3 | 0 | 1 | 1 | 0 | 0 | 0 | 0 | 0 | 0 | 0 | 0 | 0 | 0 | 0 | 0 | 0 | 0 | .333 | .333 |
| Lewis | — | 6 | 0 | 2 | 0 | 0 | 0 | 0 | 0 | 0 | 0 | 0 | 0 | 0 | 0 | 0 | 2 | 0 | 0 | — | — | |
| Mangual | .300 | 4 | 10 | 1 | 3 | 3 | 0 | 0 | 0 | 1 | 1 | 0 | 0 | 0 | 0 | 0 | 0 | 0 | 0 | 1 | .300 | .300 |
| Marquez | .600 | 5 | 5 | 0 | 3 | 3 | 0 | 0 | 0 | 1 | 0 | 0 | 0 | 0 | 0 | 0 | 0 | 0 | 0 | 0 | .600 | .600 |
| Mincher | 1.000 | 3 | 1 | 0 | 1 | 1 | 0 | 0 | 0 | 1 | 0 | 0 | 0 | 0 | 0 | 0 | 0 | 0 | 0 | 0 | 1.000 | 1.000 |
| Odom | .000 | 4 | 4 | 0 | 0 | 0 | 0 | 0 | 0 | 0 | 0 | 0 | 0 | 0 | 0 | 3 | 0 | 0 | 0 | 0 | .000 | .000 |
| Rudi | .240 | 7 | 25 | 1 | 6 | 9 | 0 | 0 | 1 | 1 | 0 | 0 | 1 | 2 | 1 | 5 | 0 | 0 | 0 | 0 | .360 | .321 |
| Tenace | .348 | 7 | 23 | 5 | 8 | 21 | 1 | 0 | 4 | 9 | 0 | 0 | 0 | 2 | 1 | 4 | 0 | 0 | 0 | 1 | .913 | .400 |
| Totals | .209 | 7 | 220 | 16 | 46 | 65 | 4 | 0 | 5 | 16 | 6 | 0 | 1 | 21 | 5 | 37 | 1 | 3 | 2 | 9 | .295 | .281 |

| PITCHER | W | L | ERA | G | GS | CG | GF | SHO | SV | IP | H | R | ER | HR | HB | BB | IBB | SO | WP | BK | AVG |
|---------------|----------|----------|-------------|----------|----------|----------|----------|----------|----------|-------------|-----------|-----------|-----------|----------|----------|-----------|----------|-----------|----------|----------|-------------|
| Blue | 0 | 1 | 4.15 | 4 | 1 | 0 | 1 | 0 | 1 | 8.2 | 8 | 4 | 4 | 1 | 0 | 5 | 1 | 5 | 1 | 0 | .258 |
| Fingers | 1 | 1 | 1.74 | 6 | 0 | 0 | 4 | 0 | 2 | 10.1 | 4 | 2 | 2 | 0 | 1 | 4 | 2 | 11 | 1 | 0 | .125 |
| Hamilton | 0 | 0 | 27.00 | 2 | 0 | 0 | 1 | 0 | 0 | 1.1 | 3 | 4 | 4 | 0 | 0 | 1 | 1 | 1 | 0 | 0 | .500 |
| Holtzman | 1 | 0 | 2.13 | 3 | 2 | 0 | 0 | 0 | 12.2 | 11 | 3 | 3 | 0 | 0 | 3 | 1 | 4 | 0 | 0 | 0 | .234 |
| Horlen | 0 | 0 | 6.75 | 1 | 0 | 0 | 1 | 0 | 0 | 1.1 | 2 | 1 | 1 | 0 | 0 | 2 | 1 | 1 | 1 | 0 | .333 |
| Hunter | 2 | 0 | 2.81 | 3 | 2 | 0 | 0 | 0 | 0 | 16.0 | 12 | 5 | 5 | 2 | 0 | 6 | 2 | 11 | 1 | 0 | .203 |
| Locker | 0 | 0 | 0.00 | 1 | 0 | 0 | 0 | 0 | 0 | 0.1 | 1 | 0 | 0 | 0 | 0 | 0 | 0 | 0 | 0 | 0 | .500 |
| Odom | 0 | 1 | 1.59 | 2 | 2 | 0 | 0 | 0 | 0 | 11.1 | 5 | 2 | 2 | 0 | 0 | 6 | 0 | 13 | 0 | 0 | .135 |
| Totals | 4 | 3 | 3.05 | 7 | 7 | 0 | 7 | 0 | 3 | 62.0 | 46 | 21 | 21 | 3 | 1 | 27 | 8 | 46 | 4 | 0 | .209 |

Game 1 — October 14
Oakland 3, Cincinnati 2

Game 2 — October 15
Oakland 2, Cincinnati 1

Game 3 — October 18
Cincinnati 1, Oakland 0

| Oakland | ab | r | h | bi |
|---------------|-----------|----------|----------|----------|
| Campaneris ss | 3 | 0 | 2 | 0 |
| Rudi lf | 4 | 0 | 0 | 0 |
| Alou rf | 3 | 0 | 0 | 0 |
| Epstein 1b | 3 | 0 | 0 | 0 |
| Lewis pr | 0 | 0 | 0 | 0 |
| Hegan 1b | 0 | 0 | 0 | 0 |
| Bando 3b | 4 | 0 | 0 | 0 |
| Hendrick cf | 2 | 1 | 0 | 0 |
| Tenace c | 3 | 2 | 2 | 3 |
| Green 2b | 2 | 0 | 0 | 0 |
| Marquez ph | 1 | 0 | 0 | 0 |
| Kubiak 2b | 0 | 0 | 0 | 0 |
| Holtzman p | 2 | 0 | 0 | 0 |
| Fingers p | 0 | 0 | 0 | 0 |
| Blue p | 0 | 0 | 0 | 0 |
| Totals | 27 | 3 | 4 | 3 |

| Cincinnati | ab | r | h | bi |
|---------------|-----------|----------|----------|----------|
| Rice lf | 4 | 0 | 0 | 0 |
| Morgan 2b | 3 | 0 | 0 | 0 |
| Tolan cf | 4 | 0 | 1 | 0 |
| Bench c | 3 | 2 | 2 | 0 |
| Perez 1b | 4 | 0 | 2 | 0 |
| Menke 3b | 3 | 0 | 0 | 1 |
| Geronimo rf | 3 | 0 | 0 | 0 |
| McRae ph | 1 | 0 | 1 | 0 |
| Foster pr | 0 | 0 | 0 | 0 |
| Concepcion ss | 2 | 0 | 1 | 1 |
| Nolan p | 2 | 0 | 0 | 0 |
| Borbon p | 0 | 0 | 0 | 0 |
| Uhlaender ph | 1 | 0 | 0 | 0 |
| Carroll p | 0 | 0 | 0 | 0 |
| Javier ph | 1 | 0 | 0 | 0 |
| Totals | 31 | 2 | 7 | 2 |

| | | | | | | |
|------------|-----|-----|-----|---|---|---|
| Oakland | 020 | 010 | 000 | 3 | 4 | 0 |
| Cincinnati | 010 | 100 | 000 | 2 | 7 | 0 |

DP – Cincinnati 1. **LOB** – Oakland 2, Cincinnati 8. **2B** – Bench. **HR** – Tenace 2. **CS** – Campaneris, Lewis, Tolan, Concepcion. **S** – Campaneris, Concepcion.

| Oakland | ip | h | r | er | bb | so |
|-------------------|-----------|----------|----------|-----------|-----------|-----------|
| Holtzman (W) | 5.0 | 5 | 2 | 2 | 3 | 3 |
| Fingers | 1.2 | 1 | 0 | 0 | 1 | 3 |
| Blue (S) | 2.1 | 1 | 0 | 0 | 1 | 1 |
| Cincinnati | ip | h | r | er | bb | so |
| Nolan (L) | 6.0 | 4 | 3 | 3 | 2 | 0 |
| Borbon | 1.0 | 0 | 0 | 0 | 0 | 0 |
| Carroll | 2.0 | 0 | 0 | 0 | 2 | 1 |

Holtzman pitched to one batter in the 6th.

WP – Blue. **T** – 2:18. **A** – 52,918
Umpires – Pelekoudas, Honochick, Steiner, Umont, Engel, Haller.

| Oakland | ab | r | h | bi |
|---------------|-----------|----------|----------|----------|
| Campaneris ss | 5 | 0 | 1 | 0 |
| Alou rf | 4 | 0 | 1 | 0 |
| Rudi lf | 3 | 1 | 2 | 1 |
| Epstein 1b | 2 | 0 | 0 | 0 |
| Lewis pr | 0 | 0 | 0 | 0 |
| Hegan 1b | 1 | 0 | 0 | 0 |
| Bando 3b | 4 | 0 | 1 | 0 |
| Hendrick cf | 4 | 1 | 1 | 0 |
| Tenace c | 4 | 0 | 0 | 0 |
| Green 2b | 4 | 0 | 2 | 0 |
| Hunter p | 3 | 0 | 1 | 1 |
| Fingers p | 0 | 0 | 0 | 0 |
| Totals | 34 | 2 | 9 | 2 |

| Cincinnati | ab | r | h | bi |
|---------------|-----------|----------|----------|----------|
| Rose lf | 4 | 0 | 1 | 0 |
| Morgan 2b | 4 | 0 | 0 | 0 |
| Tolan cf | 4 | 0 | 0 | 0 |
| Bench c | 3 | 0 | 1 | 0 |
| Perez 1b | 3 | 1 | 2 | 0 |
| Menke 3b | 4 | 0 | 0 | 0 |
| Geronimo rf | 4 | 0 | 0 | 0 |
| Chaney ss | 2 | 0 | 0 | 0 |
| McRae ph | 1 | 0 | 1 | 1 |
| Concepcion pr | 0 | 0 | 0 | 0 |
| Grimsley p | 1 | 0 | 0 | 0 |
| Uhlaender ph | 1 | 0 | 1 | 0 |
| Borbon p | 0 | 0 | 0 | 0 |
| Hague ph | 1 | 0 | 0 | 0 |
| Hall p | 0 | 0 | 0 | 0 |
| Javier ph | 1 | 0 | 0 | 0 |
| Totals | 33 | 1 | 6 | 1 |

| | | | | | | |
|------------|-----|-----|-----|---|---|---|
| Oakland | 011 | 000 | 000 | 2 | 9 | 2 |
| Cincinnati | 000 | 000 | 001 | 1 | 6 | 0 |

E – Epstein, Hunter. **DP** – Oakland 1, Cincinnati 1. **LOB** – Oakland 8, Cincinnati 8. **2B** – Uhlaender. **HR** – Rudi. **SB** – Morgan, Alou. **CS** – Lewis.

| Oakland | ip | h | r | er | bb | so |
|-------------------|-----------|----------|----------|-----------|-----------|-----------|
| Hunter (W) | 8.2 | 6 | 1 | 1 | 3 | 6 |
| Fingers (S) | 0.1 | 0 | 0 | 0 | 0 | 0 |
| Cincinnati | ip | h | r | er | bb | so |
| Grimsley (L) | 5.0 | 6 | 2 | 2 | 0 | 1 |
| Borbon | 2.0 | 0 | 0 | 0 | 1 | 4 |
| Hall | 2.0 | 3 | 0 | 0 | 2 | 2 |

T – 2:26. **A** – 53,224
Umpires – Honochick, Steiner, Umont, Engel, Haller and Pelekoudas.

| Cincinnati | ab | r | h | bi |
|---------------|-----------|----------|----------|----------|
| Rose lf | 3 | 0 | 0 | 0 |
| Morgan 2b | 3 | 0 | 0 | 0 |
| Tolan cf | 4 | 0 | 1 | 0 |
| Bench c | 4 | 0 | 0 | 0 |
| Perez 1b | 3 | 1 | 1 | 0 |
| Menke 3b | 2 | 0 | 1 | 0 |
| Geronimo rf | 4 | 0 | 1 | 1 |
| Chaney ss | 4 | 0 | 0 | 0 |
| Billingham p | 4 | 0 | 0 | 0 |
| Carroll p | 0 | 0 | 0 | 0 |
| Totals | 31 | 1 | 4 | 1 |

| Oakland | ab | r | h | bi |
|---------------|-----------|----------|----------|----------|
| Campaneris ss | 3 | 0 | 0 | 0 |
| Alou rf | 3 | 0 | 0 | 0 |
| Rudi lf | 4 | 0 | 1 | 0 |
| Epstein 1b | 2 | 0 | 0 | 0 |
| Bando 3b | 4 | 0 | 0 | 0 |
| Hendrick cf | 4 | 0 | 0 | 0 |
| Tenace c | 3 | 0 | 0 | 0 |
| Green 2b | 2 | 0 | 1 | 0 |
| Marquez ph | 1 | 0 | 1 | 0 |
| Lewis pr | 0 | 0 | 0 | 0 |
| Kubiak 2b | 0 | 0 | 0 | 0 |
| Odom p | 2 | 0 | 0 | 0 |
| Hegan ph | 1 | 0 | 0 | 0 |
| Blue p | 0 | 0 | 0 | 0 |
| Fingers p | 0 | 0 | 0 | 0 |
| Totals | 29 | 0 | 3 | 0 |

| | | | | | | |
|------------|-----|-----|-----|---|---|---|
| Cincinnati | 000 | 000 | 100 | 1 | 4 | 2 |
| Oakland | 000 | 000 | 000 | 0 | 3 | 2 |

E – Morgan, Bench, Epstein, Tenace. **DP** – Cincinnati 1. **LOB** – Cincinnati 8, Oakland 6. **SB** – Rose, Geronimo, Tolan. **S** – Alou, Menke.

| Cincinnati | ip | h | r | er | bb | so |
|----------------|-----------|----------|----------|-----------|-----------|-----------|
| Billingham (W) | 8.0 | 3 | 0 | 0 | 3 | 7 |
| Carroll (S) | 1.0 | 0 | 0 | 0 | 0 | 0 |
| Oakland | ip | h | r | er | bb | so |
| Odom (L) | 7.0 | 3 | 1 | 1 | 2 | 11 |
| Blue | 0.1 | 1 | 0 | 0 | 1 | 0 |
| Fingers | 1.2 | 0 | 0 | 0 | 1 | 3 |

T – 2:46. **A** – 49,410
Umpires – Steiner, Umont, Engel, Haller, Pelekoudas and Honochick.

Game 4 — October 19
Oakland 3, Cincinnati 2

Game 5 — October 20
Cincinnati 5, Oakland 4

Game 6 — October 21
Cincinnati 8, Oakland 1

| Cincinnati | ab | r | h | bi |
|---------------|-----------|----------|----------|----------|
| Rose lf | 4 | 0 | 0 | 0 |
| Morgan 2b | 3 | 1 | 0 | 0 |
| Tolan cf | 4 | 0 | 1 | 2 |
| Bench c | 4 | 0 | 2 | 0 |
| Perez 1b | 4 | 0 | 2 | 0 |
| McRae rf | 4 | 0 | 1 | 0 |
| Geronimo rf | 0 | 0 | 0 | 0 |
| Menke 3b | 4 | 0 | 0 | 0 |
| Concepcion ss | 3 | 1 | 1 | 0 |
| Gullett p | 2 | 0 | 0 | 0 |
| Javier ph | 0 | 0 | 0 | 0 |
| Borbon p | 0 | 0 | 0 | 0 |
| Carroll p | 0 | 0 | 0 | 0 |
| Totals | 32 | 2 | 7 | 2 |

| Oakland | ab | r | h | bi |
|---------------|-----------|----------|-----------|----------|
| Campaneris ss | 4 | 0 | 0 | 0 |
| Alou rf | 3 | 0 | 0 | 0 |
| Rudi lf | 4 | 0 | 2 | 0 |
| Bando 3b | 3 | 0 | 2 | 0 |
| Epstein 1b | 3 | 0 | 0 | 0 |
| Hegan 1b | 1 | 0 | 0 | 0 |
| Hendrick cf | 3 | 0 | 0 | 0 |
| Marquez ph | 1 | 0 | 1 | 0 |
| Lewis pr | 0 | 1 | 0 | 0 |
| Tenace c | 4 | 2 | 2 | 1 |
| Green 2b | 3 | 0 | 1 | 0 |
| Mincher ph | 1 | 0 | 1 | 1 |
| Odum pr | 0 | 0 | 0 | 0 |
| Holtzman p | 3 | 0 | 0 | 0 |
| Blue p | 0 | 0 | 0 | 0 |
| Fingers p | 0 | 0 | 0 | 0 |
| Mangual ph | 1 | 0 | 1 | 1 |
| Totals | 34 | 3 | 10 | 3 |

| | | | | | | |
|------------|-----|-----|-----|---|----|---|
| Cincinnati | 000 | 000 | 020 | 2 | 7 | 1 |
| Oakland | 000 | 010 | 002 | 3 | 10 | 1 |

E — Perez, Holtzman. **DP** — Cincinnati 1, Oakland 1. **LOB** — Cincinnati 5, Oakland 8. **2B** — Green, Tolan. **HR** — Tenace. **SB** — Bench. **CS** — Perez. **S** — Javier.

| Cincinnati | ip | h | r | er | bb | so |
|-------------|-----|---|---|----|----|----|
| Gullett | 7.0 | 5 | 1 | 1 | 1 | 2 |
| Borbon | 1.1 | 2 | 1 | 1 | 0 | 0 |
| Carroll (L) | 0.0 | 3 | 1 | 1 | 0 | 0 |
| Oakland | ip | h | r | er | bb | so |
| Holtzman | 7.2 | 5 | 1 | 1 | 0 | 1 |
| Blue | 0.1 | 2 | 1 | 1 | 1 | 0 |
| Fingers (W) | 1.0 | 0 | 0 | 0 | 0 | 1 |

Blue pitched to one batter in the 9th. Carroll pitched to three batters in the 9th.
T — 2:06. A — 49,410
Umpires — Umont, Engel, Haller, Pelekoudas, Honochick and Steiner.

| Cincinnati | ab | r | h | bi |
|------------------|-----------|----------|----------|----------|
| Rose lf | 5 | 1 | 3 | 2 |
| Morgan 2b | 3 | 2 | 0 | 0 |
| Tolan cf | 4 | 0 | 2 | 2 |
| Bench c | 4 | 0 | 0 | 0 |
| Perez 1b | 4 | 0 | 1 | 0 |
| Menke 3b | 3 | 1 | 1 | 1 |
| Geronimo rf | 4 | 1 | 1 | 0 |
| Chaney ss | 1 | 0 | 0 | 0 |
| Hague ph | 1 | 0 | 0 | 0 |
| Carroll p | 0 | 0 | 0 | 0 |
| Grimsley p | 0 | 0 | 0 | 0 |
| Billingham p | 0 | 0 | 0 | 0 |
| McGlothlin p | 1 | 0 | 0 | 0 |
| Borbon p | 0 | 0 | 0 | 0 |
| Uhlender ph | 1 | 0 | 0 | 0 |
| Hall p | 0 | 0 | 0 | 0 |
| Concepcion ph-ss | 2 | 0 | 0 | 0 |
| Totals | 33 | 5 | 8 | 5 |

| Oakland | ab | r | h | bi |
|---------------|-----------|----------|----------|----------|
| Campaneris ss | 5 | 0 | 0 | 0 |
| Alou rf | 4 | 0 | 0 | 0 |
| Rudi lf | 3 | 0 | 0 | 0 |
| Epstein 1b | 2 | 1 | 0 | 0 |
| Hegan 1b | 1 | 0 | 1 | 0 |
| Bando 3b | 3 | 1 | 1 | 0 |
| Hendrick cf | 2 | 1 | 1 | 0 |
| Mangual ph-cf | 1 | 0 | 0 | 0 |
| Tenace c | 2 | 1 | 1 | 3 |
| Odum pr | 0 | 0 | 0 | 0 |
| Green 2b | 1 | 0 | 0 | 0 |
| Marquez ph | 1 | 0 | 1 | 1 |
| Lewis pr | 0 | 0 | 0 | 0 |
| Kubiak 2b | 2 | 0 | 1 | 0 |
| Hunter p | 2 | 0 | 0 | 0 |
| Fingers p | 0 | 0 | 0 | 0 |
| Hamilton p | 0 | 0 | 0 | 0 |
| Duncan ph | 1 | 0 | 1 | 0 |
| Totals | 30 | 4 | 7 | 4 |

| | | | | | | |
|------------|-----|-----|-----|---|---|---|
| Cincinnati | 100 | 110 | 011 | 5 | 8 | 0 |
| Oakland | 030 | 100 | 000 | 4 | 7 | 2 |

E — Alou, Bando. **DP** — Cincinnati 1, Oakland 1. **LOB** — Cincinnati 6, Oakland 6. **2B** — Perez. **HR** — Rose, Tenace, Menke. **SB** — Tolan 2, Morgan. **S** — Menke, Hendrick, Fingers, Grimsley.

| Cincinnati | ip | h | r | er | bb | so |
|----------------|-----|---|---|----|----|----|
| McGlothlin | 3.0 | 2 | 4 | 4 | 2 | 3 |
| Borbon | 1.0 | 1 | 0 | 0 | 1 | 0 |
| Hall | 2.0 | 0 | 0 | 0 | 0 | 1 |
| Carroll | 1.2 | 3 | 0 | 0 | 0 | 1 |
| Grimsley (W) | 0.2 | 0 | 0 | 0 | 1 | 0 |
| Billingham (S) | 0.2 | 1 | 0 | 0 | 0 | 0 |
| Oakland | ip | h | r | er | bb | so |
| Hunter | 4.2 | 5 | 3 | 3 | 2 | 2 |
| Fingers (L) | 3.2 | 3 | 2 | 2 | 1 | 4 |
| Hamilton | 0.2 | 0 | 0 | 0 | 0 | 0 |

McGlothlin pitched to two batters in the 4th.
WP — Fingers. **HBP** — Rudi (by McGlothlin) T — 2:26. A — 49,410
Umpires — Engel, Haller, Pelekoudas, Honochick and Steiner and Umont.

| Oakland | ab | r | h | bi |
|---------------|-----------|----------|----------|----------|
| Campaneris ss | 4 | 0 | 0 | 0 |
| Alou rf | 4 | 0 | 0 | 0 |
| Rudi lf | 4 | 0 | 1 | 0 |
| Epstein 1b | 4 | 0 | 0 | 0 |
| Bando 3b | 4 | 1 | 2 | 0 |
| Mangual cf | 4 | 0 | 2 | 0 |
| Tenace c | 4 | 0 | 1 | 0 |
| Green 2b | 2 | 0 | 1 | 1 |
| Marquez ph | 1 | 0 | 0 | 0 |
| Kubiak 2b | 1 | 0 | 0 | 0 |
| Blue p | 1 | 0 | 0 | 0 |
| Locker p | 0 | 0 | 0 | 0 |
| Duncan ph | 1 | 0 | 0 | 0 |
| Hamilton p | 0 | 0 | 0 | 0 |
| Horlen p | 0 | 0 | 0 | 0 |
| Totals | 34 | 1 | 7 | 1 |

| Cincinnati | ab | r | h | bi |
|---------------|-----------|----------|-----------|----------|
| Rose lf | 3 | 1 | 0 | 0 |
| Morgan 2b | 5 | 1 | 2 | 1 |
| Tolan cf | 4 | 2 | 2 | 2 |
| Bench c | 2 | 2 | 1 | 1 |
| Perez 1b | 3 | 0 | 1 | 1 |
| McRae ph | 3 | 1 | 1 | 0 |
| Geronimo rf | 1 | 0 | 1 | 2 |
| Menke 3b | 4 | 0 | 0 | 0 |
| Concepcion ss | 3 | 1 | 2 | 1 |
| Nolan p | 1 | 0 | 0 | 0 |
| Grimsley p | 1 | 0 | 0 | 0 |
| Borbon p | 0 | 0 | 0 | 0 |
| Hall p | 2 | 0 | 0 | 0 |
| Totals | 32 | 8 | 10 | 8 |

| | | | | | | |
|------------|-----|-----|-----|---|----|---|
| Oakland | 000 | 010 | 000 | 1 | 7 | 1 |
| Cincinnati | 000 | 111 | 50x | 8 | 10 | 0 |

E — Mangual. **LOB** — Oakland 7, Cincinnati 6. **2B** — Morgan, Green, McRae. **3B** — Concepcion. **HR** — Bench. **SB** — Tolan, Concepcion 2. **CS** — Rose. **SF** — Concepcion.

| Oakland | ip | h | r | er | bb | so |
|--------------|-----|---|---|----|----|----|
| Blue (L) | 5.2 | 4 | 3 | 3 | 2 | 4 |
| Locker | 0.1 | 1 | 0 | 0 | 0 | 0 |
| Hamilton | 0.2 | 3 | 4 | 4 | 1 | 1 |
| Horlen | 1.1 | 2 | 1 | 1 | 2 | 1 |
| Cincinnati | ip | h | r | er | bb | so |
| Nolan | 4.2 | 3 | 1 | 1 | 0 | 3 |
| Grimsley (W) | 1.0 | 1 | 0 | 0 | 1 | 0 |
| Borbon | 1.0 | 1 | 0 | 0 | 0 | 0 |
| Hall (S) | 2.1 | 2 | 0 | 0 | 0 | 1 |

WP — Horlen.
T — 2:21. A — 52,737
Umpires — Haller, Pelekoudas, Honochick, Steiner, Umont and Engel.

Game 7 — October 22
Oakland 3, Cincinnati 2

| Oakland | ab | r | h | bi |
|----------------|-----------|----------|----------|-----------|
| Campaneris ss | 4 | 1 | 2 | 0 |
| Mangual cf | 4 | 1 | 0 | 0 |
| Rudi lf | 3 | 0 | 0 | 0 |
| Tenace 1b | 3 | 0 | 2 | 2 |
| Lewis pr | 0 | 1 | 0 | 0 |
| Hegan 1b | 1 | 0 | 0 | 0 |
| Bando 3b | 4 | 0 | 1 | 1 |
| Alou rf | 3 | 0 | 0 | 0 |
| Duncan c | 3 | 0 | 0 | 0 |
| Green 2b | 4 | 0 | 1 | 0 |
| Odom p | 2 | 0 | 0 | 0 |
| Hunter p | 0 | 0 | 0 | 0 |
| Holtzman p | 0 | 0 | 0 | 0 |
| Fingers p | 1 | 0 | 0 | 0 |
| Totals | 32 | 3 | 6 | 3 |

| Cincinnati | ab | r | h | bi |
|-------------------|-----------|----------|----------|-----------|
| Rose lf | 5 | 1 | 2 | 0 |
| Morgan 2b | 3 | 0 | 1 | 0 |
| Tolan cf | 2 | 0 | 0 | 0 |
| Foster rf | 0 | 0 | 0 | 0 |
| Hague ph-rf | 1 | 0 | 0 | 0 |
| Bench c | 3 | 0 | 0 | 0 |
| Perez 1b | 2 | 1 | 1 | 1 |
| Menke 3b | 4 | 0 | 0 | 0 |
| Geronimo rf-cf | 3 | 0 | 0 | 0 |
| Concepcion ss | 3 | 0 | 0 | 0 |
| Billingham p | 1 | 0 | 0 | 0 |
| McRae ph | 0 | 0 | 0 | 1 |
| Borbon p | 0 | 0 | 0 | 0 |
| Carroll p | 0 | 0 | 0 | 0 |
| Grimsley p | 0 | 0 | 0 | 0 |
| Uhlaender ph | 1 | 0 | 0 | 0 |
| Hall p | 0 | 0 | 0 | 0 |
| Chaney ph | 0 | 0 | 0 | 0 |
| Totals | 28 | 2 | 4 | 2 |

| | | | | | | |
|------------|-----|-----|-----|---|---|---|
| Oakland | 100 | 002 | 000 | 3 | 6 | 1 |
| Cincinnati | 000 | 010 | 010 | 2 | 4 | 2 |

E – Campaneris, Tolan, Concepcion.
DP – Oakland 1. **LOB** – Oakland 8, Cincinnati 8. **2B** – Perez, Tenace, Bando, Morgan. **SB** – Bench. **S** – Mangual, Campaneris. **CS** – Duncan, Morgan. **SF** – McRae, Perez.

| Oakland | ip | h | r | er | bb | so |
|-------------------|-----------|----------|----------|-----------|-----------|-----------|
| Odom | 4.1 | 2 | 1 | 1 | 4 | 2 |
| Hunter (W) | 2.2 | 1 | 1 | 1 | 1 | 3 |
| Holtzman | 0.0 | 1 | 0 | 0 | 0 | 0 |
| Fingers (S) | 2.0 | 0 | 0 | 0 | 1 | 0 |
| Cincinnati | ip | h | r | er | bb | so |
| Billingham | 5.0 | 2 | 1 | 0 | 1 | 4 |
| Borbon (L) | 0.2 | 3 | 2 | 2 | 0 | 0 |
| Carroll | 1.0 | 0 | 0 | 0 | 2 | 1 |
| Grimsley | 0.1 | 0 | 0 | 0 | 1 | 1 |
| Hall | 2.0 | 1 | 0 | 0 | 0 | 3 |

Hunter pitched to one batter in the 8th.
Holtzman pitched to one batter in the 8th.
WP – Hunter. **HPB** – by Fingers (Chaney).
T – 2:50. **A** – 56,040
Umpires – Pelekoudas, Honochick, Steiner, Umont, Engel and Haller.

1973 ALCS

The A's win their second consecutive American League Pennant, defeating Baltimore 3 games to 2. It was the second consecutive year that the ALCS had gone the maximum five games after having been decided in three games each year previously. In a rematch of the 1971 ALCS, it was pitching again that was the key, this time for the A's. Five of the six A's pitchers had ERA's under 2.00 for the series.

Jim Palmer tossed a five-hit shutout to defeat the A's 6-0 in Game 1 but the A's evened the series with a 6-3 win in Game 2. Sal Bando homered twice off Dave McNally and Campy Campaneris and Joe Rudi also homered for the A's. The A's won Game 3, 2-1 in 11 innings as both Ken Holtzman and Mike Cuellar went the distance. Holtzman allowed just three hits and Cuellar had allowed just three before Campaneris homered to lead off the bottom of the 11th. The A's appeared to have the series locked up in Game 4 as they had a 4-0 lead after six innings. Baltimore then scored four times off Vida Blue in the seventh and once off losing pitcher Rollie Fingers in the eighth for a 5-4 win. ALCS MVP Catfish Hunter then tossed a five-hit shutout in Game 5 as the A's won 3-0 to clinch the series.

FINAL STATISTICS

| PLAYER | AVG | G | AB | R | H | TB | 2B | 3B | HR | RBI | SH | SF | HP | BB | IBB | SO | SB | CS | DP | E | SLG | OBP |
|---------------|-------------|----------|------------|-----------|-----------|-----------|----------|----------|----------|-----------|----------|----------|----------|-----------|----------|-----------|----------|----------|----------|----------|-------------|-------------|
| Alou | .333 | 4 | 6 | 0 | 2 | 2 | 0 | 0 | 0 | 1 | 0 | 0 | 0 | 0 | 0 | 1 | 0 | 0 | 0 | 0 | .333 | .333 |
| Andrews | .000 | 2 | 1 | 0 | 0 | 0 | 0 | 0 | 0 | 0 | 1 | 0 | 0 | 0 | 0 | 0 | 0 | 0 | 0 | 0 | .000 | .000 |
| Bando | .167 | 5 | 18 | 2 | 3 | 9 | 0 | 0 | 2 | 3 | 0 | 0 | 1 | 3 | 0 | 6 | 0 | 0 | 0 | 0 | .500 | .318 |
| Bourque | .000 | 2 | 1 | 0 | 0 | 0 | 0 | 0 | 0 | 0 | 0 | 0 | 0 | 2 | 1 | 1 | 0 | 0 | 0 | 0 | .000 | .667 |
| Campaneris | .333 | 5 | 21 | 3 | 7 | 14 | 1 | 0 | 2 | 3 | 0 | 0 | 0 | 2 | 0 | 2 | 3 | 0 | 0 | 2 | .667 | .391 |
| Conigliaro | .000 | 1 | 4 | 0 | 0 | 0 | 0 | 0 | 0 | 0 | 0 | 0 | 0 | 0 | 0 | 2 | 0 | 0 | 0 | 0 | .000 | .000 |
| Davalillo | .625 | 4 | 8 | 2 | 5 | 8 | 1 | 1 | 0 | 1 | 0 | 0 | 0 | 1 | 1 | 0 | 0 | 0 | 1 | 1 | 1.000 | .667 |
| Fosse | .091 | 5 | 11 | 2 | 1 | 2 | 1 | 0 | 0 | 3 | 1 | 1 | 0 | 2 | 0 | 2 | 0 | 0 | 0 | 0 | .182 | .214 |
| Green | .077 | 5 | 13 | 0 | 1 | 2 | 1 | 0 | 0 | 1 | 1 | 0 | 0 | 0 | 0 | 4 | 0 | 0 | 0 | 1 | .154 | .077 |
| Jackson | .143 | 5 | 21 | 0 | 3 | 3 | 0 | 0 | 0 | 0 | 0 | 0 | 0 | 0 | 0 | 6 | 0 | 1 | 0 | 0 | .143 | .143 |
| Johnson | .100 | 4 | 10 | 0 | 1 | 1 | 0 | 0 | 0 | 0 | 0 | 0 | 0 | 2 | 0 | 6 | 0 | 0 | 0 | 0 | .100 | .250 |
| Kubiak | .000 | 3 | 2 | 0 | 0 | 0 | 0 | 0 | 0 | 0 | 0 | 0 | 0 | 0 | 0 | 1 | 0 | 0 | 1 | 0 | .000 | .000 |
| Lewis | — | 2 | 0 | 1 | 0 | 0 | 0 | 0 | 0 | 0 | 0 | 0 | 0 | 0 | 0 | 0 | 0 | 0 | 0 | 0 | — | — |
| Mangual | .111 | 3 | 9 | 1 | 1 | 1 | 0 | 0 | 0 | 0 | 0 | 0 | 0 | 0 | 0 | 3 | 0 | 0 | 0 | 0 | .111 | .111 |
| Rudi | .222 | 5 | 18 | 1 | 4 | 7 | 0 | 0 | 1 | 3 | 1 | 0 | 0 | 3 | 1 | 1 | 0 | 0 | 0 | 0 | .389 | .333 |
| Tenace | .235 | 5 | 17 | 3 | 4 | 5 | 1 | 0 | 0 | 0 | 0 | 0 | 1 | 2 | 0 | 4 | 0 | 0 | 0 | 0 | .294 | .350 |
| Totals | .200 | 5 | 160 | 15 | 32 | 54 | 5 | 1 | 5 | 15 | 4 | 1 | 2 | 17 | 3 | 39 | 3 | 1 | 2 | 4 | .338 | .283 |

| PITCHER | W | L | ERA | G | GS | CG | GF | SHO | SV | IP | H | R | ER | HR | HB | BB | IBB | SO | WP | BK | AVG |
|---------------|----------|----------|-------------|----------|----------|----------|----------|----------|----------|-------------|-----------|-----------|-----------|----------|----------|-----------|----------|-----------|----------|----------|-------------|
| Blue | 0 | 1 | 10.29 | 2 | 2 | 0 | 0 | 0 | 0 | 7.0 | 8 | 8 | 8 | 1 | 0 | 5 | 0 | 3 | 1 | 0 | .286 |
| Fingers | 0 | 1 | 1.93 | 3 | 0 | 0 | 3 | 0 | 1 | 4.2 | 4 | 1 | 1 | 1 | 0 | 2 | 0 | 4 | 0 | 0 | .250 |
| Holtzman | 1 | 0 | 0.82 | 1 | 1 | 1 | 0 | 0 | 0 | 11.0 | 3 | 1 | 1 | 1 | 0 | 1 | 0 | 7 | 0 | 0 | .081 |
| Hunter | 2 | 0 | 1.65 | 2 | 2 | 1 | 0 | 1 | 0 | 16.1 | 12 | 3 | 3 | 0 | 1 | 5 | 1 | 6 | 0 | 0 | .200 |
| Odom | 0 | 0 | 1.80 | 1 | 0 | 0 | 0 | 0 | 0 | 5.0 | 6 | 2 | 1 | 0 | 0 | 2 | 0 | 4 | 0 | 0 | .286 |
| Pina | 0 | 0 | 0.00 | 1 | 0 | 0 | 0 | 0 | 0 | 2.0 | 3 | 0 | 0 | 0 | 1 | 1 | 0 | 1 | 0 | 0 | .333 |
| Totals | 3 | 2 | 2.74 | 5 | 5 | 2 | 3 | 1 | 1 | 46.0 | 36 | 15 | 14 | 3 | 2 | 16 | 1 | 25 | 1 | 0 | .211 |

Game 1 — October 6
Baltimore 6, Oakland 0

Game 2 — October 7
Oakland 6, Baltimore 3

Game 3 — October 9
Oakland 2, Baltimore 1 (11)

| Oakland | ab | r | h | bi |
|-----------------|-----------|----------|----------|----------|
| Campaneris ss | 3 | 0 | 1 | 0 |
| Rudi lf | 2 | 0 | 0 | 0 |
| Bando 3b | 3 | 0 | 0 | 0 |
| Jackson rf | 4 | 0 | 1 | 0 |
| Johnson dh | 2 | 0 | 0 | 0 |
| Borque dh | 1 | 0 | 0 | 0 |
| Tenace 1b-c | 4 | 0 | 1 | 0 |
| Mangual cf | 4 | 0 | 0 | 0 |
| Fosse c | 2 | 0 | 0 | 0 |
| Davalillo ph-1b | 2 | 0 | 2 | 0 |
| Green 2b | 2 | 0 | 0 | 0 |
| Alou ph | 1 | 0 | 0 | 0 |
| Kubiak 2b | 1 | 0 | 0 | 0 |
| Blue p | 0 | 0 | 0 | 0 |
| Pina p | 0 | 0 | 0 | 0 |
| Odom p | 0 | 0 | 0 | 0 |
| Fingers p | 0 | 0 | 0 | 0 |
| Totals | 31 | 0 | 5 | 0 |

| Baltimore | ab | r | h | bi |
|---------------|-----------|----------|-----------|----------|
| Rettenmund rf | 4 | 1 | 1 | 0 |
| Grich 2b | 5 | 0 | 0 | 0 |
| Blair cf | 4 | 2 | 1 | 0 |
| Davis dh | 5 | 1 | 3 | 1 |
| Baylor lf | 3 | 2 | 2 | 1 |
| Robinson 3b | 5 | 0 | 0 | 0 |
| Williams 1b | 4 | 0 | 2 | 2 |
| Etchebarren c | 3 | 0 | 2 | 1 |
| Belanger ss | 3 | 0 | 1 | 1 |
| Palmer p | 0 | 0 | 0 | 0 |
| Totals | 36 | 6 | 12 | 6 |

| | | | | | | |
|-----------|-----|-----|-----|---|----|---|
| Oakland | 000 | 000 | 000 | 0 | 5 | 1 |
| Baltimore | 400 | 000 | 11x | 6 | 12 | 0 |

E – Campaneris. **DP** – Oakland 1, Baltimore 1. **LOB** – Oakland 9, Baltimore 12. **2B** – Davis, Williams, Davalillo. **SB** – Campaneris.

| Oakland | ip | h | r | er | bb | so |
|------------|-----|---|---|----|----|----|
| Blue (L) | 0.2 | 3 | 4 | 4 | 2 | 2 |
| Pina | 2.0 | 3 | 0 | 0 | 1 | 1 |
| Odom | 5.0 | 6 | 2 | 1 | 2 | 4 |
| Fingers | 0.1 | 0 | 0 | 0 | 0 | 0 |
| Baltimore | ip | h | r | er | bb | so |
| Palmer (W) | 9.0 | 5 | 0 | 0 | 5 | 12 |

HBP – by Pina (Etchebarren). **WP** – Blue.
T – 2:51. **A** – 41,279
Umpires – Chylak, Haller, Maloney, Odom, Anthony and McCoy.

| Oakland | ab | r | h | bi |
|---------------|-----------|----------|----------|----------|
| Campaneris ss | 5 | 2 | 3 | 2 |
| Rudi lf | 4 | 1 | 2 | 1 |
| Bando 3b | 4 | 2 | 2 | 3 |
| Jackson rf | 5 | 0 | 0 | 0 |
| Tenace 1b | 3 | 0 | 0 | 0 |
| Johnson dh | 4 | 0 | 1 | 0 |
| Mangual cf | 4 | 1 | 1 | 0 |
| Fosse c | 3 | 0 | 0 | 0 |
| Green 2b | 4 | 0 | 0 | 0 |
| Hunter p | 0 | 0 | 0 | 0 |
| Fingers p | 0 | 0 | 0 | 0 |
| Totals | 36 | 6 | 9 | 6 |

| Baltimore | ab | r | h | bi |
|---------------|-----------|----------|----------|----------|
| Bumby lf | 4 | 1 | 0 | 0 |
| Coggins rf-cf | 5 | 1 | 2 | 0 |
| Davis dh | 5 | 0 | 2 | 1 |
| Powell 1b | 4 | 1 | 0 | 0 |
| Williams c | 4 | 0 | 2 | 1 |
| Blair cf | 3 | 0 | 0 | 0 |
| Crowley ph-rf | 1 | 0 | 0 | 0 |
| Robinson 3b | 3 | 0 | 1 | 1 |
| Hood pr | 0 | 0 | 0 | 0 |
| Baker ss | 0 | 0 | 0 | 0 |
| Grich 2b | 2 | 0 | 0 | 0 |
| Belanger ss | 3 | 0 | 1 | 0 |
| Baylor ph | 1 | 0 | 0 | 0 |
| Brown 3b | 0 | 0 | 0 | 0 |
| McNally p | 0 | 0 | 0 | 0 |
| Reynolds p | 0 | 0 | 0 | 0 |
| G. Jackson p | 0 | 0 | 0 | 0 |
| Totals | 35 | 3 | 8 | 3 |

| | | | | | | |
|-----------|-----|-----|-----|---|---|---|
| Oakland | 100 | 002 | 021 | 6 | 9 | 0 |
| Baltimore | 100 | 001 | 010 | 3 | 8 | 0 |

LOB – Oakland 7, Baltimore 9. **2B** – Williams. **HR** – Campaneris, Rudi, Bando 2. **SB** – Campaneris 2. **S** – Fosse.

| Oakland | ip | h | r | er | bb | so |
|-------------|-----|---|---|----|----|----|
| Hunter (W) | 7.1 | 7 | 3 | 3 | 3 | 5 |
| Fingers (S) | 1.2 | 1 | 0 | 0 | 1 | 1 |
| Baltimore | ip | h | r | er | bb | so |
| McNally (L) | 7.2 | 7 | 5 | 5 | 2 | 7 |
| Reynolds | 1.0 | 2 | 1 | 1 | 1 | 2 |
| G. Jackson | 0.1 | 0 | 0 | 0 | 0 | 0 |

WP – McNally. **PB** – Williams.
T – 2:42. **A** – 48,425
Umpires – Haller, Chylak, Maloney, Odom, Anthony and McCoy.

| Baltimore | ab | r | h | bi |
|---------------|-----------|----------|----------|----------|
| Rettenmund rf | 5 | 0 | 0 | 0 |
| Grich 2b | 5 | 0 | 1 | 0 |
| Blair cf | 4 | 0 | 1 | 0 |
| Davis dh | 3 | 0 | 0 | 0 |
| Baylor lf | 4 | 0 | 0 | 0 |
| Robinson 3b | 4 | 0 | 0 | 0 |
| Williams 1b | 4 | 1 | 1 | 1 |
| Etchebarren c | 4 | 0 | 0 | 0 |
| Bellanger ss | 4 | 0 | 0 | 0 |
| Cuellar p | 0 | 0 | 0 | 0 |
| Totals | 37 | 1 | 3 | 1 |

| Oakland | ab | r | h | bi |
|----------------|-----------|----------|----------|----------|
| Campaneris ss | 5 | 1 | 1 | 1 |
| Rudi lf | 4 | 0 | 1 | 1 |
| Bando 3b | 4 | 0 | 0 | 0 |
| Jackson rf | 4 | 0 | 0 | 0 |
| Tenace 1b-c | 4 | 0 | 1 | 0 |
| Johnson dh | 2 | 0 | 0 | 0 |
| Congigliaro cf | 4 | 0 | 0 | 0 |
| Fosse c | 1 | 0 | 0 | 0 |
| Alou ph | 1 | 0 | 1 | 0 |
| Lewis pr | 0 | 1 | 0 | 0 |
| Davalillo 1b | 1 | 0 | 0 | 0 |
| Green 2b | 2 | 0 | 0 | 0 |
| Andrews ph | 0 | 0 | 0 | 0 |
| Kubiak 2b | 1 | 0 | 0 | 0 |
| Holtzman p | 0 | 0 | 0 | 0 |
| Totals | 33 | 2 | 4 | 2 |

| | | | | | | | |
|-----------|-----|-----|-----|----|---|---|---|
| Baltimore | 010 | 000 | 000 | 00 | 1 | 3 | 0 |
| Oakland | 000 | 000 | 010 | 01 | 2 | 4 | 3 |

None out when winning run scored.
E – Green 2, Davalillo. **DP** – Oakland 1. **LOB** – Baltimore 4, Oakland 5. **HR** – Williams, Campaneris. **S** – Andrews.

| Baltimore | ip | h | r | er | bb | so |
|--------------|------|---|---|----|----|----|
| Cuellar (L) | 10.0 | 4 | 2 | 2 | 3 | 11 |
| Oakland | ip | h | r | er | bb | so |
| Holtzman (W) | 11.0 | 3 | 1 | 1 | 1 | 7 |

Cuellar pitched to one batter in the 11th.
T – 2:23. **A** – 34,367
Umpires – Maloney, Haller, Anthony, Chylak, McCoy and Odom.

Game 4 — October 10
Baltimore 5, Oakland 4

Game 5 — October 11
Oakland 3, Baltimore 0

| Baltimore | ab | r | h | bi | Baltimore | ab | r | h | bi |
|------------------|-----------|----------|----------|-----------|------------------|-----------|----------|----------|-----------|
| Rettenmund rf | 2 | 0 | 0 | 0 | Bumbry lf | 3 | 0 | 0 | 0 |
| Grich 2b | 4 | 1 | 1 | 1 | Coggins rf | 4 | 0 | 2 | 0 |
| Blair cf | 4 | 0 | 1 | 0 | Davis dh | 4 | 0 | 0 | 0 |
| Davis dh | 4 | 0 | 1 | 0 | Williams 1b | 3 | 0 | 0 | 0 |
| Williams 1b | 3 | 1 | 0 | 0 | Blair cf | 3 | 0 | 0 | 0 |
| Baylor lf | 3 | 1 | 1 | 0 | Robinson 3b | 4 | 0 | 2 | 0 |
| Robinson 3b | 4 | 1 | 2 | 1 | Grich 2b | 4 | 0 | 0 | 0 |
| Etchebarren c | 4 | 1 | 2 | 3 | Etchebarren c | 3 | 0 | 1 | 0 |
| Belanger ss | 4 | 0 | 0 | 0 | Belanger ss | 2 | 0 | 0 | 0 |
| Palmer p | 0 | 0 | 0 | 0 | Crowley ph | 1 | 0 | 0 | 0 |
| Reynolds p | 0 | 0 | 0 | 0 | Baker ss | 0 | 0 | 0 | 0 |
| Watt p | 0 | 0 | 0 | 0 | Alexander p | 0 | 0 | 0 | 0 |
| G. Jackson p | 0 | 0 | 0 | 0 | Palmer p | 0 | 0 | 0 | 0 |
| Totals | 32 | 5 | 8 | 5 | Totals | 31 | 0 | 5 | 0 |

| Oakland | ab | r | h | bi | Oakland | ab | r | h | bi |
|----------------|-----------|----------|----------|-----------|----------------|-----------|----------|----------|-----------|
| Campaneris ss | 4 | 0 | 1 | 0 | Campaneris ss | 4 | 0 | 1 | 0 |
| Rudi lf | 4 | 0 | 0 | 0 | Rudi lf | 4 | 0 | 1 | 1 |
| Bando 3b | 3 | 0 | 0 | 0 | Bando 3b | 4 | 0 | 1 | 0 |
| Jackson rf | 4 | 0 | 1 | 0 | Jackson cf | 4 | 0 | 1 | 0 |
| Tenace 1b-c | 3 | 2 | 1 | 0 | Tenace 1b | 3 | 1 | 1 | 0 |
| Davalillo cf | 3 | 1 | 2 | 0 | Davalillo cf | 2 | 1 | 1 | 1 |
| Mangual ph-cf | 1 | 0 | 0 | 0 | Alou dh | 3 | 0 | 1 | 1 |
| Johnson dh | 2 | 0 | 0 | 0 | Fosse c | 3 | 1 | 0 | 0 |
| Borque dh | 0 | 0 | 0 | 0 | Green 2b | 2 | 0 | 0 | 0 |
| Andrews dh-1b | 1 | 0 | 0 | 0 | Hunter p | 0 | 0 | 0 | 0 |
| Fosse c | 2 | 1 | 1 | 3 | Totals | 29 | 3 | 7 | 3 |
| Lewis pr | 0 | 0 | 0 | 0 | | | | | |
| Kubiak 2b | 0 | 0 | 0 | 0 | Baltimore | 000 | 000 | 000 | 0 5 2 |
| Green 2b | 3 | 0 | 1 | 1 | Oakland | 001 | 200 | 00x | 3 7 0 |
| Alou ph | 1 | 0 | 0 | 0 | | | | | |
| Fingers p | 0 | 0 | 0 | 0 | | | | | |
| Blue p | 0 | 0 | 0 | 0 | | | | | |
| Totals | 31 | 4 | 7 | 4 | | | | | |

E – Robinson, Bumbry. DP – Baltimore
 1. LOB – Baltimore 7, Oakland 5. 2B
 – Etchebarren, Coggins, Campaneris,
 Robinson. 3B – Davalillo. SB – Bumbry.
 S – Green.

| | | | | | | |
|-----------|-----|-----|-----|---|---|---|
| Baltimore | 000 | 000 | 410 | 5 | 7 | 0 |
| Oakland | 030 | 001 | 000 | 4 | 8 | 0 |

DP – Oakland 2. LOB – Baltimore 4,
 Oakland 8. 2B – Tenace, Fosse, Green,
 Robinson. HR – Etchebarren, Grich. S –
 Rudi. SF – Fosse.

| Baltimore | ip | h | r | er | bb | so |
|------------------|-----------|----------|----------|-----------|-----------|-----------|
| Palmer | 1.1 | 4 | 3 | 3 | 2 | 2 |
| Reynolds | 4.2 | 3 | 1 | 1 | 2 | 3 |
| Watt | 0.1 | 0 | 0 | 0 | 0 | 0 |
| G. Jackson (W) | 2.2 | 0 | 0 | 0 | 1 | 0 |
| Oakland | ip | h | r | er | bb | so |
| Blue | 6.1 | 5 | 4 | 4 | 3 | 1 |
| Fingers (L) | 2.2 | 3 | 1 | 1 | 1 | 3 |

| Baltimore | ip | h | r | er | bb | so |
|------------------|-----------|----------|----------|-----------|-----------|-----------|
| Alexander (L) | 3.2 | 5 | 3 | 2 | 0 | 1 |
| Palmer | 4.1 | 2 | 0 | 0 | 1 | 1 |
| Oakland | ip | h | r | er | bb | so |
| Hunter (W) | 9.0 | 5 | 0 | 0 | 2 | 1 |

HBP – by Hunter (Blair), by Alexander
 (Tenace).
 T – 2:11. A – 24,265
 Umpires – Haller, Chylak, Maloney,
 Odom, Anthony and McCoy.

HBP – by Watt (Bando).
 T – 2:31. A – 27,497
 Umpires – Chylak, Haller, Maloney,
 Odom, Anthony and McCoy.

1973 WORLD SERIES

The A's win their second consecutive World Championship, winning Games 6 and 7 to defeat the New York Mets, 4 games to 3. Reggie Jackson was named MVP of the series after hitting .310 with a home run and six RBI and Ken Holtzman was the winning pitcher in two of the A's four victories. The series also featured the "firing" of Mike Andrews by A's owner Charlie Finley after his two 12th inning errors in Game 2 helped the Mets to a 10-7 win. Andrews did make another appearance in the series, grounding out as a pinch hitter in Game 4.

Holtzman picks up the win in the A's 2-1 victory in Game 1. The A's collect just three hits off Mets starter Jon Matlack but all come in the third inning as Holtzman doubles and scores on an error and Joe Rudi has a RBI single. The Mets score four runs off Rollie Fingers in the 12th inning of Game 2 to defeat the A's 10-7, but only one run was earned as Andrews committed two errors. Game 3 went 11 innings but the A's won 3-2 on a RBI single by Campy Campaneris in the top of the 11th. The A's lost Game 4, 6-1 as Rusty Staub was a perfect 4 for 4 to even the series at two games apiece. Jerry Koosman and Tug McGraw then combined to three-hit the A's in a 2-0 win in Game 5 but the A's came back to win the final two games in Oakland. In Game 6, Reggie Jackson doubled twice, singled and drove in two runs in the A's 3-1 victory. The A's had gone the entire series without a home run before Campaneris hit a two-run home run in the third inning in Game 2. Jackson added a two-run homer later in the inning and Darold Knowles retired Wayne Garrett with runners on first and third in the ninth to save the A's 5-2 win.

FINAL STATISTICS

| PLAYER | AVG | G | AB | R | H | TB | 2B | 3B | HR | RBI | SH | SF | HP | BB | IBB | SO | SB | CS | DP | E | SLG | OBP |
|---------------|-------------|----------|------------|-----------|-----------|-----------|-----------|----------|----------|-----------|----------|----------|----------|-----------|----------|-----------|----------|----------|----------|----------|-------------|-------------|
| Alou | .158 | 7 | 19 | 0 | 3 | 4 | 1 | 0 | 0 | 3 | 0 | 1 | 0 | 0 | 0 | 0 | 0 | 0 | 0 | 0 | .211 | .150 |
| Andrews | .000 | 2 | 3 | 0 | 0 | 0 | 0 | 0 | 0 | 0 | 0 | 0 | 0 | 1 | 0 | 1 | 0 | 0 | 0 | 2 | .000 | .250 |
| Bando | .231 | 7 | 26 | 5 | 6 | 9 | 1 | 1 | 0 | 1 | 1 | 0 | 0 | 4 | 1 | 7 | 0 | 0 | 0 | 1 | .346 | .333 |
| Blue | .000 | 2 | 4 | 0 | 0 | 0 | 0 | 0 | 0 | 0 | 0 | 0 | 0 | 0 | 0 | 4 | 0 | 0 | 0 | 0 | .000 | .000 |
| Bourque | .500 | 2 | 2 | 0 | 1 | 1 | 0 | 0 | 0 | 0 | 0 | 0 | 0 | 0 | 0 | 0 | 0 | 0 | 0 | 0 | .500 | .500 |
| Campaneris | .290 | 7 | 31 | 6 | 9 | 14 | 0 | 1 | 1 | 3 | 0 | 0 | 2 | 1 | 0 | 7 | 3 | 0 | 0 | 1 | .452 | .353 |
| Conigliaro | .000 | 3 | 3 | 0 | 0 | 0 | 0 | 0 | 0 | 0 | 0 | 0 | 0 | 0 | 0 | 1 | 0 | 0 | 0 | 0 | .000 | .000 |
| Davalillo | .091 | 6 | 11 | 0 | 1 | 1 | 0 | 0 | 0 | 0 | 0 | 0 | 0 | 2 | 0 | 1 | 0 | 0 | 0 | 0 | .091 | .231 |
| Fingers | .333 | 6 | 3 | 0 | 1 | 1 | 0 | 0 | 0 | 0 | 0 | 0 | 0 | 0 | 0 | 1 | 0 | 0 | 0 | 0 | .333 | .333 |
| Fosse | .158 | 7 | 19 | 0 | 3 | 4 | 1 | 0 | 0 | 0 | 0 | 0 | 0 | 1 | 1 | 4 | 0 | 0 | 0 | 0 | .211 | .200 |
| Green | .063 | 7 | 16 | 0 | 1 | 1 | 0 | 0 | 0 | 0 | 0 | 0 | 0 | 1 | 0 | 6 | 0 | 1 | 0 | 1 | .063 | .118 |
| Holtzman | .667 | 3 | 3 | 2 | 2 | 4 | 2 | 0 | 0 | 0 | 0 | 0 | 0 | 0 | 0 | 0 | 0 | 0 | 0 | 0 | 1.333 | .667 |
| Hunter | .000 | 2 | 5 | 0 | 0 | 0 | 0 | 0 | 0 | 0 | 0 | 0 | 0 | 0 | 0 | 3 | 0 | 0 | 0 | 1 | 1.000 | .000 |
| Jackson | .310 | 7 | 29 | 3 | 9 | 17 | 3 | 1 | 1 | 6 | 0 | 0 | 0 | 2 | 0 | 7 | 0 | 0 | 1 | 0 | .586 | .355 |
| Johnson | .300 | 6 | 10 | 0 | 3 | 4 | 1 | 0 | 0 | 0 | 0 | 0 | 0 | 1 | 0 | 4 | 0 | 0 | 0 | 0 | .400 | .364 |
| Knowles | — | 0 | 0 | 0 | 0 | 0 | 0 | 0 | 0 | 0 | 0 | 0 | 0 | 0 | 0 | 0 | 0 | 0 | 0 | 1 | — | — |
| Kubiak | .000 | 4 | 3 | 1 | 0 | 0 | 0 | 0 | 0 | 0 | 0 | 0 | 0 | 1 | 0 | 1 | 0 | 0 | 0 | 0 | .000 | .250 |
| Lewis | — | 3 | 0 | 1 | 0 | 0 | 0 | 0 | 0 | 0 | 0 | 0 | 0 | 0 | 0 | 0 | 0 | 0 | 0 | 0 | — | — |
| Lindblad | .000 | 3 | 1 | 0 | 0 | 0 | 0 | 0 | 0 | 0 | 0 | 0 | 0 | 0 | 0 | 0 | 0 | 0 | 0 | 0 | .000 | .000 |
| Mangual | .000 | 5 | 6 | 0 | 0 | 0 | 0 | 0 | 0 | 0 | 0 | 0 | 0 | 0 | 0 | 3 | 0 | 0 | 0 | 0 | .000 | .000 |
| Odom | .000 | 3 | 1 | 0 | 0 | 0 | 0 | 0 | 0 | 0 | 0 | 0 | 0 | 0 | 0 | 1 | 0 | 0 | 0 | 0 | .000 | .000 |
| Rudi | .333 | 7 | 27 | 3 | 9 | 11 | 2 | 0 | 0 | 4 | 1 | 0 | 0 | 3 | 0 | 4 | 0 | 1 | 0 | 0 | .407 | .400 |
| Tenace | .158 | 7 | 19 | 0 | 3 | 4 | 1 | 0 | 0 | 3 | 0 | 0 | 0 | 11 | 1 | 7 | 0 | 2 | 1 | 2 | .211 | .467 |
| Totals | .212 | 7 | 241 | 21 | 51 | 75 | 12 | 3 | 2 | 20 | 2 | 1 | 2 | 28 | 3 | 62 | 3 | 4 | 2 | 9 | .311 | .298 |

| PITCHER | W | L | ERA | G | GS | CG | GF | SHO | SV | IP | H | R | ER | HR | HB | BB | IBB | SO | WP | BK | AVG |
|---------------|----------|----------|-------------|----------|----------|----------|----------|----------|----------|-------------|-----------|-----------|-----------|----------|----------|-----------|----------|-----------|----------|----------|-------------|
| Blue | 0 | 1 | 4.91 | 2 | 2 | 0 | 0 | 0 | 0 | 11.0 | 10 | 6 | 6 | 2 | 0 | 3 | 0 | 8 | 1 | 0 | .222 |
| Fingers | 0 | 1 | 0.66 | 6 | 0 | 0 | 3 | 0 | 2 | 13.2 | 13 | 5 | 1 | 0 | 1 | 4 | 1 | 8 | 0 | 0 | .250 |
| Holtzman | 2 | 1 | 4.22 | 3 | 3 | 0 | 0 | 0 | 0 | 10.2 | 13 | 5 | 5 | 1 | 0 | 5 | 0 | 6 | 0 | 0 | .310 |
| Hunter | 1 | 0 | 2.03 | 2 | 2 | 0 | 0 | 0 | 0 | 13.1 | 11 | 3 | 3 | 1 | 0 | 4 | 1 | 6 | 1 | 0 | .212 |
| Knowles | 0 | 0 | 0.00 | 7 | 0 | 0 | 2 | 0 | 2 | 6.1 | 4 | 1 | 0 | 0 | 1 | 5 | 2 | 5 | 0 | 0 | .167 |
| Lindblad | 1 | 0 | 0.00 | 3 | 0 | 0 | 2 | 0 | 0 | 3.1 | 4 | 0 | 0 | 0 | 0 | 1 | 1 | 1 | 0 | 0 | .250 |
| Odom | 0 | 0 | 3.86 | 2 | 0 | 0 | 0 | 0 | 0 | 4.2 | 5 | 2 | 2 | 0 | 0 | 2 | 0 | 2 | 1 | 0 | .294 |
| Pina | 0 | 0 | 0.00 | 2 | 0 | 0 | 0 | 0 | 0 | 3.0 | 6 | 2 | 0 | 0 | 1 | 2 | 1 | 0 | 0 | 0 | .462 |
| Totals | 4 | 3 | 2.32 | 7 | 7 | 0 | 7 | 0 | 4 | 66.0 | 66 | 24 | 17 | 4 | 3 | 26 | 6 | 36 | 3 | 0 | .253 |

Game 1 — October 13
Oakland 2, New York 1

Game 2 — October 14
New York 10, Oakland 7 (12)

| New York | ab | r | h | bi |
|---------------|-----------|----------|----------|----------|
| Garrett 3b | 5 | 0 | 0 | 0 |
| Millan 2b | 4 | 0 | 1 | 0 |
| Mays cf | 4 | 0 | 1 | 0 |
| Jones lf | 4 | 1 | 2 | 0 |
| Milner 1b | 4 | 0 | 2 | 1 |
| Grote c | 4 | 0 | 0 | 0 |
| Hahn rf | 2 | 0 | 0 | 0 |
| Kranenpool ph | 1 | 0 | 0 | 0 |
| Harrelson ss | 2 | 0 | 0 | 0 |
| Hodges ph | 0 | 0 | 0 | 0 |
| Martinez pr | 0 | 0 | 0 | 0 |
| Matlack p | 0 | 0 | 0 | 0 |
| Boswell ph | 1 | 0 | 1 | 0 |
| McGraw p | 0 | 0 | 0 | 0 |
| Beauchamp ph | 1 | 0 | 0 | 0 |
| Totals | 32 | 1 | 7 | 1 |

| Oakland | ab | r | h | bi |
|---------------|-----------|----------|----------|----------|
| Campaneris ss | 4 | 1 | 1 | 0 |
| Rudi lf | 3 | 0 | 1 | 1 |
| Bando 3b | 3 | 0 | 1 | 1 |
| Jackson cf-rf | 3 | 0 | 0 | 0 |
| Tenace 1b | 3 | 0 | 0 | 0 |
| Alou rf | 3 | 0 | 0 | 0 |
| Davalillo cf | 0 | 0 | 0 | 0 |
| Fosse c | 3 | 0 | 0 | 0 |
| Green 2b | 2 | 0 | 0 | 0 |
| Holtzman p | 1 | 1 | 1 | 0 |
| Mangual ph | 1 | 0 | 0 | 0 |
| Fingers p | 1 | 0 | 0 | 0 |
| Knowles p | 0 | 0 | 0 | 0 |
| Totals | 27 | 2 | 4 | 1 |

| | | | | | | |
|----------|-----|-----|-----|---|---|---|
| New York | 000 | 100 | 000 | 1 | 7 | 2 |
| Oakland | 002 | 000 | 00x | 2 | 4 | 0 |

E – Millan, Mays. **DP** – Oakland 2. **LOB** – New York 9, Oakland 5. **2B** – Holtzman, Jones. **3B** – Millan. **SB** – Campaneris. **CS** – Green. **S** – Matlack, Rudi.

| New York | ip | h | r | er | bb | so |
|----------------|-----------|----------|----------|-----------|-----------|-----------|
| Matlack (L) | 6.0 | 3 | 2 | 2 | 2 | 3 |
| McGraw | 2.0 | 1 | 0 | 0 | 1 | 1 |
| Oakland | ip | h | r | er | bb | so |
| Holtzman (W) | 5.0 | 4 | 1 | 1 | 3 | 2 |
| Fingers | 3.1 | 3 | 0 | 0 | 1 | 3 |
| Knowles (Sv) | 0.2 | 0 | 0 | 0 | 0 | 0 |

PB – Fosse.

T – 2:26. **A** – 46,021

Umpires – Springstead, Donatelli, Neudecker, Pryor, Goetz and Wendelstedt.

| New York | ab | r | h | bi |
|---------------|-----------|-----------|-----------|----------|
| Garrett 3b | 6 | 1 | 1 | 1 |
| Millan 2b | 6 | 0 | 0 | 0 |
| Staub rf | 5 | 0 | 1 | 0 |
| Mays pr-cf | 2 | 1 | 1 | 1 |
| Jones lf | 5 | 3 | 3 | 1 |
| Milner 1b | 6 | 1 | 2 | 0 |
| Grote c | 6 | 1 | 2 | 0 |
| Hahn cf-rf | 7 | 1 | 1 | 1 |
| Harrelson ss | 6 | 1 | 3 | 1 |
| Koosman p | 1 | 0 | 0 | 0 |
| Sadecki p | 0 | 0 | 0 | 0 |
| Theodore ph | 1 | 0 | 0 | 0 |
| Parker p | 0 | 0 | 0 | 0 |
| Beauchamp ph | 1 | 0 | 0 | 0 |
| McGraw p | 2 | 1 | 1 | 0 |
| Stone p | 0 | 0 | 0 | 0 |
| Totals | 54 | 10 | 15 | 5 |

| Oakland | ab | r | h | bi |
|---------------|-----------|----------|-----------|----------|
| Campaneris ss | 6 | 2 | 1 | 0 |
| Rudi lf | 5 | 1 | 2 | 1 |
| Bando 3b | 5 | 2 | 1 | 1 |
| Jackson cf | 6 | 1 | 4 | 2 |
| Tenace 1b | 3 | 0 | 1 | 1 |
| Alou rf | 6 | 0 | 3 | 2 |
| Fosse c | 5 | 0 | 0 | 0 |
| Green 2b | 2 | 0 | 0 | 0 |
| Mangual ph | 1 | 0 | 0 | 0 |
| Kubiak 2b | 0 | 0 | 0 | 0 |
| Andrews ph-2b | 2 | 0 | 0 | 0 |
| Blue p | 2 | 0 | 0 | 0 |
| Pina p | 0 | 0 | 0 | 0 |
| Knowles p | 0 | 0 | 0 | 0 |
| Conigliaro ph | 1 | 0 | 0 | 0 |
| Odom p | 0 | 0 | 0 | 0 |
| Johnson ph | 1 | 0 | 1 | 0 |
| Lewis pr | 0 | 1 | 0 | 0 |
| Fingers p | 1 | 0 | 0 | 0 |
| Lindblad p | 0 | 0 | 0 | 0 |
| Davalillo ph | 1 | 0 | 0 | 0 |
| Totals | 47 | 7 | 13 | 7 |

| | | | | | | |
|----------|-----|-----|-----|-----|------|---|
| New York | 011 | 004 | 000 | 004 | 1015 | 1 |
| Oakland | 210 | 000 | 102 | 001 | 713 | 5 |

E – Koosman, Bando, Tenace, Andrews 2, Knowles. **DP** – New York 1, Oakland 1. **LOB** – New York 15, Oakland 12. **2B** – Rudi, Alou, Jackson, Johnson, Harrelson. **3B** – Bando, Campaneris, Jackson. **HR** – Jones (off Blue), Garrett (off Blue). **SB** – Campaneris. **CS** – Rudi, Tenace. **S** – McGraw.

| New York | ip | h | r | er | bb | so |
|----------------|-----------|----------|----------|-----------|-----------|-----------|
| Koosman | 2.1 | 6 | 3 | 3 | 3 | 4 |
| Sadecki | 1.2 | 0 | 0 | 0 | 0 | 3 |
| Parker | 1.0 | 1 | 0 | 0 | 0 | 0 |
| McGraw (W) | 6.0 | 5 | 4 | 4 | 3 | 8 |
| Stone (Sv) | 1.0 | 1 | 0 | 0 | 1 | 0 |
| Oakland | ip | h | r | er | bb | so |
| Blue | 5.1 | 4 | 4 | 4 | 2 | 4 |
| Pina | 0.0 | 2 | 2 | 2 | 0 | 0 |
| Knowles | 1.2 | 1 | 0 | 0 | 2 | 2 |
| Odom | 2.0 | 2 | 0 | 0 | 0 | 2 |
| Fingers (L) | 2.2 | 6 | 4 | 1 | 0 | 2 |
| Lindblad | 0.1 | 0 | 0 | 0 | 0 | 0 |

Pina pitched to three batters in the 6th. McGraw pitched to two batters in the 12th.

HBP – by Pina (Grote), by McGraw (Campaneris), by Fingers (Jones). **T** – 4:13. **A** – 49,151

Umpires – Donatelli, Neudecker, Pryor, Goetz, Wendelstedt and Springstead.

Game 3 — October 16
Oakland 3, New York 2 (11)

Game 4 — October 17
New York 6, Oakland 1

Game 5 — October 18
New York 2, Oakland 0

| Oakland | ab | r | h | bi |
|-----------------|-----------|----------|-----------|----------|
| Campaneris ss | 6 | 1 | 3 | 1 |
| Rudi lf | 5 | 0 | 2 | 1 |
| Bando 3b | 4 | 1 | 2 | 0 |
| Jackson rf | 5 | 0 | 0 | 0 |
| Tenace 1b-c | 3 | 0 | 1 | 1 |
| Davalillo cf-1b | 5 | 0 | 1 | 0 |
| Fosse c | 2 | 0 | 0 | 0 |
| Borque ph-1b | 2 | 0 | 1 | 0 |
| Lewis pr | 0 | 0 | 0 | 0 |
| Lindblad p | 1 | 0 | 0 | 0 |
| Fingers p | 0 | 0 | 0 | 0 |
| Green 2b | 2 | 0 | 0 | 0 |
| Alou ph | 1 | 0 | 0 | 0 |
| Kubiak 2b | 1 | 1 | 0 | 0 |
| Hunter p | 2 | 0 | 0 | 0 |
| Johnson ph | 1 | 0 | 0 | 0 |
| Knowles p | 0 | 0 | 0 | 0 |
| Mangual ph-cf | 2 | 0 | 0 | 0 |
| Totals | 42 | 3 | 10 | 3 |

| New York | ab | r | h | bi |
|---------------|-----------|----------|-----------|----------|
| Garrett 3b | 4 | 1 | 2 | 1 |
| Millan 2b | 5 | 1 | 2 | 0 |
| Staub rf | 6 | 0 | 2 | 0 |
| Jones lf | 5 | 0 | 0 | 0 |
| Milner 1b | 3 | 0 | 1 | 0 |
| Grote c | 5 | 0 | 0 | 0 |
| Hahn cf | 5 | 0 | 1 | 0 |
| Harrelson ss | 5 | 0 | 2 | 0 |
| Seaver p | 3 | 0 | 0 | 0 |
| Beauchamp ph | 1 | 0 | 0 | 0 |
| Sadecki p | 0 | 0 | 0 | 0 |
| McGraw p | 0 | 0 | 0 | 0 |
| Mays ph | 1 | 0 | 0 | 0 |
| Parker p | 0 | 0 | 0 | 0 |
| Totals | 43 | 2 | 10 | 1 |

| | | | | | | |
|----------|-----|-----|-----|----|-----|---|
| Oakland | 000 | 001 | 010 | 01 | 310 | 1 |
| New York | 200 | 000 | 000 | 00 | 210 | 2 |

E – Hunter, Millan 2. **LOB** – Oakland 10, New York 14. **2B** – Rudi, Hahn, Bando, Tenace, Staub. **HR** – Garrett (off Hunter). **SB** – Campaneris. **S** – Bando, Millan.

| Oakland | ip | h | r | er | bb | so |
|--------------|-----|---|---|----|----|----|
| Hunter | 6.0 | 7 | 2 | 2 | 3 | 5 |
| Knowles | 2.0 | 0 | 0 | 0 | 1 | 0 |
| Lindblad (W) | 2.0 | 3 | 0 | 0 | 1 | 0 |
| Fingers (Sv) | 1.0 | 0 | 0 | 0 | 0 | 0 |
| New York | ip | h | r | er | bb | so |
| Seaver | 8.0 | 7 | 2 | 2 | 1 | 2 |
| Sadecki | 0.0 | 1 | 0 | 0 | 0 | 0 |
| McGraw | 2.0 | 1 | 0 | 0 | 1 | 1 |
| Parker (L) | 1.0 | 1 | 1 | 0 | 1 | 1 |

Sadecki pitched to two batters in the 9th. Lindblad pitched to one batter in the 11th.

WP – Hunter. **PB** – Grote.

T – 3:15. **A** – 54,817

Umpires – Neudecker, Pryor, Goetz, Wendelstedt, Springstead and Donatelli.

| Oakland | ab | r | h | bi |
|---------------|-----------|----------|----------|----------|
| Campaneris ss | 4 | 0 | 0 | 0 |
| Rudi lf | 4 | 0 | 1 | 0 |
| Bando 3b | 3 | 1 | 0 | 0 |
| Jackson cf | 4 | 0 | 1 | 0 |
| Tenace 1b | 3 | 0 | 1 | 1 |
| Alou rf | 4 | 0 | 0 | 0 |
| Fosse c | 4 | 0 | 1 | 0 |
| Green 2b | 1 | 0 | 0 | 0 |
| Mangual ph | 1 | 0 | 0 | 0 |
| Kubiak 2b | 1 | 0 | 0 | 0 |
| Johnson ph | 1 | 0 | 1 | 0 |
| Holtzman p | 0 | 0 | 0 | 0 |
| Odum p | 1 | 0 | 0 | 0 |
| Knowles p | 0 | 0 | 0 | 0 |
| Conigliaro ph | 1 | 0 | 0 | 0 |
| Pina p | 0 | 0 | 0 | 0 |
| Andrews ph | 1 | 0 | 0 | 0 |
| Lindblad p | 0 | 0 | 0 | 0 |
| Davalillo ph | 0 | 0 | 0 | 0 |
| Totals | 33 | 1 | 5 | 1 |

| New York | ab | r | h | bi |
|---------------|-----------|----------|-----------|----------|
| Garrett 3b | 4 | 2 | 1 | 0 |
| Millan 2b | 5 | 1 | 1 | 0 |
| Staub rf | 4 | 1 | 4 | 5 |
| Jones lf | 3 | 0 | 1 | 0 |
| Theodore lf | 1 | 0 | 0 | 0 |
| Milner 1b | 3 | 0 | 0 | 0 |
| Grote c | 4 | 0 | 3 | 0 |
| Hahn cf | 4 | 1 | 1 | 0 |
| Harrelson ss | 2 | 1 | 1 | 0 |
| Matlack p | 3 | 0 | 1 | 0 |
| Sadecki p | 0 | 0 | 0 | 0 |
| Totals | 33 | 6 | 13 | 5 |

| | | | | | | |
|----------|-----|-----|-----|---|----|---|
| Oakland | 000 | 100 | 000 | 1 | 5 | 1 |
| New York | 300 | 300 | 00x | 6 | 13 | 1 |

E – Green, Garrett. **DP** – Oakland 4. **LOB** – Oakland 9, New York 10. **HR** – Staub (off Holtzman).

| Oakland | ip | h | r | er | bb | so |
|--------------|-----|---|---|----|----|----|
| Holtzman (L) | 0.1 | 4 | 3 | 3 | 1 | 0 |
| Odum | 2.2 | 3 | 2 | 2 | 2 | 0 |
| Knowles | 1.0 | 1 | 1 | 0 | 1 | 1 |
| Pina | 3.0 | 4 | 0 | 0 | 2 | 0 |
| Lindblad | 1.0 | 1 | 0 | 0 | 0 | 1 |
| New York | ip | h | r | er | bb | so |
| Matlack (W) | 8.0 | 3 | 1 | 0 | 2 | 5 |
| Sadecki (Sv) | 1.0 | 2 | 0 | 0 | 1 | 2 |

Odum pitched to two batters in the 4th. **WP** – Odum. **HBP** – by Knowles (Garrett), by Matlack (Campaneris).

T – 2:41. **A** – 54,817

Umpires – Pryor, Goetz, Wendelstedt, Springstead, Donatelli and Neudecker.

| Oakland | ab | r | h | bi |
|---------------|-----------|----------|----------|----------|
| Campaneris ss | 3 | 0 | 1 | 0 |
| Rudi lf | 4 | 0 | 0 | 0 |
| Bando 3b | 3 | 0 | 1 | 0 |
| Jackson cf | 3 | 0 | 0 | 0 |
| Tenace 1b | 1 | 0 | 0 | 0 |
| Odum pr | 0 | 0 | 0 | 0 |
| Bourque 1b | 0 | 0 | 0 | 0 |
| Alou rf | 4 | 0 | 0 | 0 |
| Fosse c | 4 | 0 | 1 | 0 |
| Green 2b | 2 | 0 | 0 | 0 |
| Johnson ph | 0 | 0 | 0 | 0 |
| Lewis pr | 0 | 0 | 0 | 0 |
| Kubiak 2b | 1 | 0 | 0 | 0 |
| Blue p | 2 | 0 | 0 | 0 |
| Knowles p | 0 | 0 | 0 | 0 |
| Mangual ph | 1 | 0 | 0 | 0 |
| Fingers p | 0 | 0 | 0 | 0 |
| Conigliaro ph | 1 | 0 | 0 | 0 |
| Totals | 29 | 0 | 3 | 0 |

| New York | ab | r | h | bi |
|---------------|-----------|----------|----------|----------|
| Garrett 3b | 3 | 0 | 0 | 0 |
| Millan 2b | 4 | 0 | 0 | 0 |
| Staub rf | 3 | 0 | 1 | 0 |
| Jones lf | 4 | 1 | 2 | 0 |
| Milner 1b | 4 | 0 | 2 | 1 |
| Grote c | 3 | 1 | 1 | 0 |
| Hahn cf | 4 | 0 | 1 | 1 |
| Harrelson ss | 2 | 0 | 0 | 0 |
| Koosman p | 3 | 0 | 0 | 0 |
| McGraw p | 1 | 0 | 0 | 0 |
| Totals | 31 | 2 | 7 | 2 |

| | | | | | | |
|----------|-----|-----|-----|---|---|---|
| Oakland | 000 | 000 | 000 | 0 | 3 | 1 |
| New York | 010 | 001 | 00x | 2 | 7 | 1 |

E – Campaneris, Garrett. **DP** – New York 1. **LOB** – Oakland 9, New York 10. **2B** – Jones, Fosse. **3B** – Hahn. **S** – Grote.

| Oakland | ip | h | r | er | bb | so |
|-------------|-----|---|---|----|----|----|
| Blue (L) | 5.2 | 6 | 2 | 2 | 1 | 4 |
| Knowles | 0.1 | 0 | 0 | 0 | 1 | 1 |
| Fingers | 2.0 | 1 | 0 | 0 | 2 | 1 |
| New York | ip | h | r | er | bb | so |
| Koosman (W) | 6.1 | 3 | 0 | 0 | 4 | 4 |
| McGraw (Sv) | 2.2 | 0 | 0 | 0 | 3 | 3 |

WP – Blue.

T – 2:39. **A** – 54,817

Umpires – Goetz, Wendelstedt, Springstead, Donatelli, Neudecker and Pryor.

Game 6 — October 20
Oakland 3, New York 1

Game 7 — October 21
Oakland 5, New York 2

| New York | ab | r | h | bi |
|---------------|-----------|----------|----------|----------|
| Garrett 3b | 3 | 0 | 1 | 0 |
| Millan 2b | 4 | 0 | 1 | 1 |
| Staub rf | 4 | 0 | 1 | 0 |
| Jones lf | 4 | 0 | 0 | 0 |
| Milner 1b | 4 | 0 | 1 | 0 |
| Grote c | 4 | 0 | 1 | 0 |
| Hahn cf | 3 | 0 | 0 | 0 |
| Kranepool ph | 1 | 0 | 0 | 0 |
| Harrelson ss | 3 | 0 | 0 | 0 |
| Seaver p | 2 | 0 | 0 | 0 |
| Boswell ph | 1 | 1 | 1 | 0 |
| McGraw p | 0 | 0 | 0 | 0 |
| Totals | 33 | 1 | 6 | 1 |

| Oakland | ab | r | h | bi |
|---------------|-----------|----------|----------|----------|
| Campaneris ss | 4 | 0 | 0 | 0 |
| Rudi lf | 3 | 1 | 1 | 0 |
| Bando 3b | 4 | 1 | 1 | 0 |
| Jackson rf-cf | 4 | 1 | 3 | 2 |
| Tenace c-1b | 3 | 0 | 0 | 0 |
| Davalillo cf | 2 | 0 | 0 | 0 |
| Alou ph | 0 | 0 | 0 | 1 |
| Johnson 1b | 4 | 0 | 1 | 0 |
| Fosse c | 0 | 0 | 0 | 0 |
| Green 2b | 3 | 0 | 1 | 0 |
| Hunter p | 3 | 0 | 0 | 0 |
| Knowles p | 0 | 0 | 0 | 0 |
| Fingers p | 0 | 0 | 0 | 0 |
| Totals | 30 | 3 | 7 | 3 |

| | | | | | | |
|----------|-----|-----|-----|---|---|---|
| New York | 000 | 000 | 010 | 1 | 6 | 2 |
| Oakland | 101 | 000 | 01x | 3 | 7 | 0 |

E – Garrett, Hahn. DP – New York 1.
LOB – New York 6, Oakland 7. 2B –
Jackson 2. CS – Tenace. SF – Alou.

| New York | ip | h | r | er | bb | so |
|----------------|-----------|----------|----------|-----------|-----------|-----------|
| Seaver (L) | 7.0 | 6 | 2 | 2 | 2 | 6 |
| McGraw | 1.0 | 1 | 1 | 0 | 1 | 1 |
| Oakland | ip | h | r | er | bb | so |
| Hunter (W) | 7.1 | 4 | 1 | 1 | 1 | 1 |
| Knowles | 0.1 | 2 | 0 | 0 | 0 | 1 |
| Fingers (Sv) | 1.1 | 0 | 0 | 0 | 0 | 0 |

WP – Seaver.
T – 2:07. A – 49,333
Umpires – Wendelstedt, Springstead,
Donatelli, Neudecker, Pryor and Goetz.

| New York | ab | r | h | bi |
|---------------|-----------|----------|----------|----------|
| Garrett 3b | 5 | 0 | 0 | 0 |
| Millan 2b | 4 | 1 | 1 | 0 |
| Staub rf | 4 | 0 | 2 | 1 |
| Jones lf | 3 | 0 | 0 | 0 |
| Milner 1b | 3 | 1 | 0 | 0 |
| Grote c | 4 | 0 | 1 | 0 |
| Hahn cf | 4 | 0 | 3 | 0 |
| Harrelson ss | 4 | 0 | 0 | 0 |
| Mattack p | 1 | 0 | 0 | 0 |
| Parker p | 0 | 0 | 0 | 0 |
| Beauchamp ph | 1 | 0 | 0 | 0 |
| Sadecki p | 0 | 0 | 0 | 0 |
| Bowell ph | 1 | 0 | 1 | 0 |
| Martinez pr | 0 | 0 | 0 | 0 |
| Totals | 35 | 2 | 8 | 1 |

| Oakland | ab | r | h | bi |
|-----------------|-----------|----------|----------|----------|
| Campaneris ss | 4 | 2 | 3 | 2 |
| Rudi lf | 3 | 1 | 2 | 1 |
| Bando 3b | 4 | 0 | 0 | 0 |
| Jackson cf-ff | 4 | 1 | 1 | 2 |
| Tenace c-1b | 3 | 0 | 0 | 0 |
| Alou rf | 1 | 0 | 0 | 0 |
| Davalillo ph-cf | 3 | 0 | 0 | 0 |
| Johnson 1b | 3 | 0 | 0 | 0 |
| Fosse c | 1 | 0 | 1 | 0 |
| Green 2b | 4 | 0 | 0 | 0 |
| Holtzman p | 2 | 1 | 1 | 0 |
| Fingers p | 1 | 0 | 1 | 0 |
| Knowles p | 0 | 0 | 0 | 0 |
| Totals | 55 | 5 | 9 | 5 |

| | | | | | | |
|----------|-----|-----|-----|---|---|---|
| New York | 000 | 001 | 001 | 2 | 8 | 1 |
| Oakland | 004 | 010 | 00x | 5 | 9 | 1 |

E – Jones, Tenace. DP – Oakland 1. LOB
– New York 8, Oakland 6. 2B – Holtzman,
Millan, Staub. HR – Campaneris (off Mat-
tack), Jackson (off Mattack).

| New York | ip | h | r | er | bb | so |
|----------------|-----------|----------|----------|-----------|-----------|-----------|
| Mattack (L) | 2.2 | 4 | 4 | 4 | 1 | 3 |
| Parker | 1.1 | 0 | 0 | 0 | 0 | 1 |
| Sadecki | 2.0 | 2 | 1 | 1 | 0 | 1 |
| Stone | 2.0 | 3 | 0 | 0 | 0 | 3 |
| Oakland | ip | h | r | er | bb | so |
| Holtzman (W) | 5.1 | 5 | 1 | 1 | 1 | 4 |
| Fingers | 3.1 | 3 | 1 | 0 | 1 | 2 |
| Knowles (Sv) | 0.1 | 0 | 0 | 0 | 0 | 0 |

T – 2:37. A – 49,333
Umpires – Springstead, Donatelli,
Neudecker, Pryor, Goetz and Wendel-
stedt.

1974 ALCS

The A's and Orioles square off in the American League Championship Series for the third time in the last four years and the A's win their third straight American League Pennant, defeating the Orioles 3 games to 1. Pitching was the key as Vida Blue, Ken Holtzman and Blue Moon Odom combined for 21.1 innings of scoreless pitching. Ray Fosse paced the A's offense with a .333 batting average, one home run and three RBI.

The A's lose Game 1 of the series, 6-3 as Paul Blair, Brooks Robinson and Bobby Grich all homer off A's starter Catfish Hunter. Ken Holtzman gets the A's back on track in Game 2 with a five-hit shutout in the A's 5-0 win and Ray Fosse adds three hits and three RBI. Game 3 is a pitchers duel between ALCS MVP Vida Blue and Jim Palmer and Blue comes out on the winning end when Sal Bando hits a solo home run in the fourth inning for the only run of the game. Palmer would allow just three other hits but Blue allowed just two and did not walk a batter. Jim Hunter tosses seven scoreless innings in Game 5 and A's pitchers extend their scoreless streak to 30 innings before Rollie Fingers allows a run in the ninth in the A's 2-1 win. The A's collect just one hit but walk 11 times.

FINAL STATISTICS

| PLAYER | AVG | G | AB | R | H | TB | 2B | 3B | HR | RBI | SH | SF | HP | BB | IBB | SO | SB | CS | DP | E | SLG | OBP |
|---------------|-------------|----------|------------|-----------|-----------|-----------|----------|----------|----------|-----------|----------|----------|----------|-----------|----------|-----------|----------|----------|----------|----------|-------------|-------------|
| Alou | 1.000 | 1 | 1 | 0 | 1 | 1 | 0 | 0 | 0 | 0 | 0 | 0 | 0 | 0 | 0 | 0 | 0 | 0 | 0 | 0 | 1.000 | 1.000 |
| Bando | .231 | 4 | 13 | 4 | 3 | 9 | 0 | 0 | 2 | 2 | 0 | 0 | 4 | 0 | 0 | 0 | 0 | 0 | 0 | 0 | .692 | .412 |
| Campaneris | .176 | 4 | 17 | 0 | 3 | 3 | 0 | 0 | 0 | 3 | 0 | 1 | 0 | 0 | 0 | 3 | 1 | 1 | 1 | 0 | .176 | .167 |
| Fosse | .333 | 4 | 12 | 1 | 4 | 8 | 1 | 0 | 1 | 3 | 1 | 0 | 0 | 1 | 0 | 2 | 0 | 0 | 0 | 0 | .667 | .385 |
| Green | .222 | 4 | 9 | 0 | 2 | 2 | 0 | 0 | 0 | 1 | 0 | 0 | 2 | 0 | 1 | 0 | 0 | 0 | 0 | 2 | .222 | .364 |
| Holt | — | 2 | 0 | 0 | 0 | 0 | 0 | 0 | 0 | 0 | 0 | 0 | 0 | 1 | 1 | 0 | 0 | 0 | 0 | 0 | — | 1.000 |
| Jackson | .167 | 4 | 12 | 0 | 2 | 3 | 1 | 0 | 0 | 1 | 0 | 0 | 0 | 5 | 0 | 2 | 0 | 0 | 0 | 0 | .250 | .412 |
| Mangual | .250 | 1 | 4 | 0 | 1 | 1 | 0 | 0 | 0 | 0 | 0 | 0 | 0 | 0 | 0 | 0 | 0 | 0 | 0 | 0 | .250 | .250 |
| Maxvill | .000 | 1 | 1 | 0 | 0 | 0 | 0 | 0 | 0 | 0 | 0 | 0 | 0 | 0 | 0 | 1 | 0 | 0 | 0 | 0 | .000 | .000 |
| North | .063 | 4 | 16 | 3 | 1 | 2 | 1 | 0 | 0 | 0 | 0 | 0 | 0 | 2 | 0 | 1 | 1 | 0 | 0 | 0 | .125 | .167 |
| Rudi | .154 | 4 | 13 | 0 | 2 | 4 | 0 | 1 | 0 | 1 | 0 | 0 | 3 | 2 | 2 | 2 | 0 | 0 | 0 | 0 | .308 | .313 |
| Tenace | .000 | 4 | 11 | 1 | 0 | 0 | 0 | 0 | 0 | 1 | 0 | 0 | 4 | 0 | 4 | 1 | 0 | 1 | 0 | 0 | .000 | .267 |
| Trillo | — | 1 | 0 | 1 | 0 | 0 | 0 | 0 | 0 | 0 | 0 | 0 | 0 | 0 | 0 | 0 | 0 | 0 | 0 | 0 | — | — |
| Washington, C | .273 | 4 | 11 | 1 | 3 | 4 | 1 | 0 | 0 | 0 | 0 | 0 | 1 | 0 | 0 | 0 | 0 | 0 | 1 | 0 | .364 | .333 |
| Washington, W | — | 2 | 0 | 0 | 0 | 0 | 0 | 0 | 0 | 0 | 0 | 0 | 0 | 0 | 0 | 0 | 2 | 0 | 0 | 0 | — | — |
| Totals | .183 | 4 | 120 | 11 | 22 | 37 | 4 | 1 | 3 | 11 | 2 | 1 | 1 | 22 | 3 | 16 | 3 | 3 | 3 | 2 | .308 | .313 |

| PITCHER | W | L | ERA | G | GS | CG | GF | SHO | SV | IP | H | R | ER | HR | HB | BB | IBB | SO | WP | BK | AVG |
|---------------|----------|----------|-------------|----------|----------|----------|----------|----------|----------|-------------|-----------|----------|----------|----------|----------|----------|----------|-----------|----------|----------|-------------|
| Blue | 1 | 0 | 0.00 | 1 | 1 | 1 | 0 | 1 | 0 | 9.0 | 2 | 0 | 0 | 0 | 0 | 0 | 0 | 7 | 0 | 0 | .067 |
| Fingers | 0 | 0 | 3.00 | 2 | 0 | 0 | 2 | 0 | 1 | 3.0 | 3 | 1 | 1 | 0 | 0 | 1 | 0 | 3 | 0 | 0 | .250 |
| Holtzman | 1 | 0 | 0.00 | 1 | 1 | 1 | 0 | 1 | 0 | 9.0 | 5 | 0 | 0 | 0 | 0 | 2 | 0 | 3 | 0 | 0 | .167 |
| Hunter | 1 | 1 | 4.63 | 2 | 2 | 0 | 0 | 0 | 0 | 11.2 | 11 | 6 | 6 | 3 | 0 | 2 | 0 | 6 | 0 | 0 | .268 |
| Odom | 0 | 0 | 0.00 | 1 | 0 | 0 | 0 | 0 | 0 | 3.1 | 1 | 0 | 0 | 0 | 0 | 0 | 0 | 1 | 0 | 0 | .091 |
| Totals | 3 | 1 | 1.75 | 4 | 4 | 2 | 2 | 2 | 1 | 36.0 | 22 | 7 | 7 | 3 | 0 | 5 | 0 | 20 | 0 | 0 | .177 |

Game 1 — October 5
Baltimore 6, Oakland 3

Game 2 — October 6
Oakland 5, Baltimore 0

Game 3 — October 8
Oakland 1, Baltimore 0

| Baltimore | ab | r | h | bi |
|---------------|-----------|----------|-----------|----------|
| Coggins rf | 4 | 0 | 0 | 0 |
| Blair cf | 4 | 2 | 2 | 2 |
| Grich 2b | 4 | 2 | 2 | 2 |
| Davis dh | 4 | 0 | 2 | 1 |
| Powell 1b | 4 | 0 | 0 | 0 |
| Baylor lf | 4 | 0 | 2 | 0 |
| Robinson 3b | 4 | 1 | 1 | 1 |
| Hendricks c | 4 | 1 | 1 | 0 |
| Belanger ss | 3 | 0 | 0 | 0 |
| Cuellar p | 0 | 0 | 0 | 0 |
| Grimsley p | 0 | 0 | 0 | 0 |
| Totals | 35 | 6 | 10 | 6 |

| Oakland | ab | r | h | bi |
|------------------|-----------|----------|----------|----------|
| North cf | 5 | 2 | 1 | 0 |
| Campaneris ss | 4 | 0 | 3 | 3 |
| Jackson rf | 4 | 0 | 0 | 0 |
| Bando 3b | 4 | 0 | 1 | 0 |
| Rudi lf | 4 | 0 | 0 | 0 |
| Tenace 1b | 3 | 0 | 0 | 0 |
| Mangual dh | 4 | 0 | 1 | 0 |
| Fosse c | 2 | 0 | 1 | 0 |
| Alou ph | 1 | 0 | 1 | 0 |
| Trillo pr | 0 | 1 | 0 | 0 |
| Green 2b | 2 | 0 | 0 | 0 |
| C. Washington ph | 1 | 0 | 1 | 0 |
| Hunter p | 0 | 0 | 0 | 0 |
| Odom p | 0 | 0 | 0 | 0 |
| Fingers p | 0 | 0 | 0 | 0 |
| Totals | 34 | 3 | 9 | 3 |

| | | | | | | |
|-----------|-----|-----|-----|---|----|---|
| Baltimore | 100 | 140 | 000 | 6 | 10 | 0 |
| Oakland | 001 | 010 | 001 | 3 | 9 | 0 |

DP – Oakland 1. **LOB** – Baltimore 3, Oakland 9. **2B** – Grich, North, C. Washington. **HR** – Blair, Robinson, Grich. **SB** – North, Campaneris. **S** – Belanger. **SF** – Campaneris.

| Baltimore | ip | h | r | er | bb | so |
|----------------|-----------|----------|----------|-----------|-----------|-----------|
| Cuellar (W) | 8.0 | 9 | 3 | 3 | 4 | 4 |
| Grimsley | 1.0 | 0 | 0 | 0 | 0 | 0 |
| Oakland | ip | h | r | er | bb | so |
| Hunter (L) | 4.2 | 8 | 6 | 6 | 0 | 3 |
| Odom | 3.1 | 1 | 0 | 0 | 0 | 1 |
| Fingers | 1.0 | 1 | 0 | 0 | 0 | 1 |

Cuellar pitched to two batters in the 9th.
PB – Fosse.

T – 2:29. **A** – 41,609

Umpires – Napp, Neudecker, Goetz, Phillips, Springstead and Deegan.

| Baltimore | ab | r | h | bi |
|---------------|-----------|----------|----------|----------|
| Belanger ss | 3 | 0 | 0 | 0 |
| Motton ph | 1 | 0 | 0 | 0 |
| Baker ss | 0 | 0 | 0 | 0 |
| Blair cf | 3 | 0 | 1 | 0 |
| Grich 2b | 4 | 0 | 0 | 0 |
| Davis dh | 4 | 0 | 1 | 0 |
| Baylor lf | 4 | 0 | 0 | 0 |
| Robinson 3b | 2 | 0 | 0 | 0 |
| Williams 1b | 3 | 0 | 0 | 0 |
| Cabell rf | 3 | 0 | 1 | 0 |
| Etchebarren c | 3 | 0 | 2 | 0 |
| Bumbry pr | 0 | 0 | 0 | 0 |
| Hendricks c | 0 | 0 | 0 | 0 |
| McNally p | 0 | 0 | 0 | 0 |
| Garland p | 0 | 0 | 0 | 0 |
| Reynolds p | 0 | 0 | 0 | 0 |
| G. Jackson p | 0 | 0 | 0 | 0 |
| Totals | 30 | 0 | 5 | 0 |

| Oakland | ab | r | h | bi |
|------------------|-----------|----------|----------|----------|
| Campaneris ss | 4 | 0 | 0 | 0 |
| North cf | 2 | 1 | 0 | 0 |
| Bando 3b | 3 | 1 | 1 | 1 |
| Jackson dh | 3 | 0 | 0 | 0 |
| H. Washington pr | 0 | 0 | 0 | 0 |
| Rudi lf | 4 | 0 | 2 | 1 |
| Tenace 1b | 3 | 1 | 0 | 0 |
| C. Washington rf | 4 | 1 | 1 | 0 |
| Fosse c | 4 | 1 | 3 | 3 |
| Green 2b | 1 | 0 | 1 | 0 |
| Holt ph | 0 | 0 | 0 | 0 |
| Odom pr | 0 | 0 | 0 | 0 |
| Maxvill 2b | 1 | 0 | 0 | 0 |
| Holtzman p | 0 | 0 | 0 | 0 |
| Totals | 29 | 5 | 8 | 5 |

| | | | | | | |
|-----------|-----|-----|-----|---|---|---|
| Baltimore | 000 | 000 | 000 | 0 | 5 | 2 |
| Oakland | 000 | 101 | 03x | 5 | 8 | 0 |

E – Grich, Baker. **DP** – Baltimore 2, Oakland 2. **LOB** – Baltimore 5, Oakland 7. **2B** – Fosse. **3B** – Rudi. **HR** – Bando, Fosse. **SB** – Tenace. **S** – Green.

| Baltimore | ip | h | r | er | bb | so |
|----------------|-----------|----------|----------|-----------|-----------|-----------|
| McNally (L) | 5.2 | 6 | 2 | 1 | 2 | 2 |
| Garland | 0.2 | 1 | 0 | 0 | 1 | 0 |
| Reynolds | 1.1 | 0 | 1 | 0 | 3 | 1 |
| G. Jackson | 0.1 | 1 | 2 | 0 | 0 | 1 |
| Oakland | ip | h | r | er | bb | so |
| Holtzman (W) | 9.0 | 5 | 0 | 0 | 2 | 3 |

WP – McNally.

T – 2:23. **A** – 42,810

Umpires – Neudecker, Goetz, Phillips, Springstead, Deegan and Napp.

| Oakland | ab | r | h | bi |
|------------------|-----------|----------|----------|----------|
| Campaneris ss | 4 | 0 | 0 | 0 |
| North cf | 4 | 0 | 0 | 0 |
| Bando 3b | 4 | 1 | 1 | 1 |
| Jackson dh | 4 | 0 | 1 | 0 |
| Rudi lf | 4 | 0 | 0 | 0 |
| Tenace 1b | 2 | 0 | 0 | 0 |
| H. Washington pr | 0 | 0 | 0 | 0 |
| Holt 1b | 0 | 0 | 0 | 0 |
| C. Washington rf | 2 | 0 | 1 | 0 |
| Fosse c | 2 | 0 | 0 | 0 |
| Green 2b | 3 | 0 | 1 | 0 |
| Blue p | 0 | 0 | 0 | 0 |
| Totals | 29 | 1 | 4 | 1 |

| Baltimore | ab | r | h | bi |
|---------------|-----------|----------|----------|----------|
| Coggins rf | 3 | 0 | 0 | 0 |
| Cabell ph | 1 | 0 | 0 | 0 |
| Blair cf | 4 | 0 | 0 | 0 |
| Grich 2b | 4 | 0 | 1 | 0 |
| Davis dh | 3 | 0 | 0 | 0 |
| Baylor lf | 3 | 0 | 1 | 0 |
| Robinson 3b | 3 | 0 | 0 | 0 |
| Williams 1b | 3 | 0 | 0 | 0 |
| Etchebarren c | 3 | 0 | 0 | 0 |
| Belanger ss | 3 | 0 | 0 | 0 |
| Palmer p | 0 | 0 | 0 | 0 |
| Totals | 30 | 0 | 2 | 0 |

| | | | | | | |
|-----------|-----|-----|-----|---|---|---|
| Oakland | 000 | 100 | 000 | 1 | 4 | 2 |
| Baltimore | 000 | 000 | 000 | 0 | 2 | 1 |

E – Williams, Green 2. **DP** – Baltimore 1. **LOB** – Oakland 4, Baltimore 3. **HR** – Bando. **S** – Fosse.

| Oakland | ip | h | r | er | bb | so |
|------------------|-----------|----------|----------|-----------|-----------|-----------|
| Blue (W) | 9.0 | 2 | 0 | 0 | 0 | 7 |
| Baltimore | ip | h | r | er | bb | so |
| Palmer (L) | 9.0 | 4 | 1 | 1 | 1 | 4 |

HBP – by Palmer (C. Washington).

T – 1:57. **A** – 32,060

Umpires – Goetz, Phillips, Springstead, Deegan, Napp and Neudecker.

Game 4 — October 9
Oakland 2, Baltimore 1

| Oakland | ab | r | h | bi |
|------------------|-----------|----------|----------|-----------|
| Campaneris ss | 5 | 0 | 0 | 0 |
| North cf | 5 | 0 | 0 | 0 |
| Bando 3b | 2 | 2 | 0 | 0 |
| Jackson dh | 1 | 0 | 1 | 1 |
| Odom pr | 0 | 0 | 0 | 0 |
| Rudi lf | 1 | 0 | 0 | 0 |
| Tenace 1b | 3 | 0 | 0 | 1 |
| C. Washington rf | 4 | 0 | 0 | 0 |
| Fosse c | 4 | 0 | 0 | 0 |
| Green 2b | 3 | 0 | 0 | 0 |
| Hunter p | 0 | 0 | 0 | 0 |
| Fingers p | 0 | 0 | 0 | 0 |
| Totals | 28 | 2 | 1 | 2 |

| Baltimore | ab | r | h | bi |
|------------------|-----------|----------|----------|-----------|
| Coggins rf | 4 | 0 | 0 | 0 |
| Blair cf | 3 | 1 | 1 | 0 |
| Grich 2b | 4 | 0 | 1 | 0 |
| Davis dh | 4 | 0 | 1 | 0 |
| Cabell pr | 0 | 0 | 0 | 0 |
| Powell 1b | 4 | 0 | 1 | 1 |
| Palmer pr | 0 | 0 | 0 | 0 |
| Baylor lf | 4 | 0 | 1 | 0 |
| Robinson 3b | 3 | 0 | 0 | 0 |
| Hendricks c | 2 | 0 | 0 | 0 |
| Belanger ss | 0 | 0 | 0 | 0 |
| Bumbry ph | 1 | 0 | 0 | 0 |
| Baker ss | 0 | 0 | 0 | 0 |
| Cuellar p | 0 | 0 | 0 | 0 |
| Grimsley p | 0 | 0 | 0 | 0 |
| Totals | 29 | 1 | 5 | 1 |

| | | | | | | |
|-----------|-----|-----|-----|---|---|---|
| Oakland | 000 | 010 | 100 | 2 | 1 | 0 |
| Baltimore | 000 | 000 | 001 | 1 | 5 | 1 |

E – Belanger. **DP** – Oakland 1, Baltimore 1. **LOB** – Oakland 10, Baltimore 5. **2B** – Jackson. **S** – Belanger.

| Oakland | ip | h | r | er | bb | so |
|------------------|-----------|----------|----------|-----------|-----------|-----------|
| Hunter (W) | 7.0 | 3 | 0 | 0 | 2 | 3 |
| Fingers (Sv) | 2.0 | 2 | 1 | 1 | 1 | 2 |
| Baltimore | ip | h | r | er | bb | so |
| Cuellar (L) | 4.2 | 0 | 1 | 1 | 9 | 2 |
| Grimsley | 4.1 | 1 | 1 | 1 | 2 | 2 |

WP – Cuellar.

T – 2:46. **A** – 28,136

Umpires – Phillips, Springstead, Deegan, Napp, Neudecker and Goetz.

1974 WORLD SERIES

The A's win their third consecutive World Championship to become the first team to win at least three straight since the New York Yankees won five straight, 1949-53. The A's defeated the Los Angeles Dodgers in five games in a series where four of the five games were decided by a 3-2 score. Bert Campaneris hit .353 in the series and Joe Rudi topped the A's with four RBI. World Series MVP Rollie Fingers had a win and two saves while posting a 1.93 ERA and the A's used just five pitchers the entire series.

The A's open the series with a 3-2 win as Rollie Fingers pitched 4.1 innings of relief for the win before Catfish Hunter comes on to strike out Joe Ferguson in the bottom of the ninth with the tying run at first base. The Dodgers even the series with a 3-2 win in Game 2 as Don Sutton shuts out the A's on four hits over the first eight innings. Joe Rudi has a two-run single in the ninth but the A's rally falls short. Hunter started Game 3 and kept the Dodgers off the board over the first seven innings in a 3-2 win. Ken Holtzman was the winning pitcher in the A's 5-2 win in Game 4 and he also contributed to the A's offense with a solo home run in the third inning. The A's trailed 2-1 entering the bottom of the sixth but scored four times, highlighted by Jim Holt's two-run pinch hit single. Rollie Fingers clinched his series MVP honors by pitching two scoreless innings for the save in the A's 3-2 win in Game 5. Joe Rudi homered to lead off the seventh inning to break a 2-2 tie.

FINAL STATISTICS

| PLAYER | AVG | G | AB | R | H | TB | 2B | 3B | HR | RBI | SH | SF | HP | BB | IBB | SO | SB | CS | DP | E | SLG | OBP |
|---------------|-------------|----------|------------|-----------|-----------|-----------|----------|----------|----------|-----------|----------|----------|----------|-----------|----------|-----------|----------|----------|----------|----------|-------------|-------------|
| Alou | .000 | 1 | 1 | 0 | 0 | 0 | 0 | 0 | 0 | 0 | 0 | 0 | 0 | 0 | 0 | 1 | 0 | 0 | 0 | 0 | .000 | .000 |
| Bando | .063 | 5 | 16 | 3 | 1 | 1 | 0 | 0 | 0 | 2 | 0 | 1 | 1 | 2 | 0 | 5 | 0 | 0 | 0 | 0 | .063 | .200 |
| Blue | .000 | 2 | 4 | 0 | 0 | 0 | 0 | 0 | 0 | 0 | 0 | 0 | 0 | 0 | 0 | 4 | 0 | 0 | 0 | 0 | .000 | .000 |
| Campaneris | .353 | 5 | 17 | 1 | 6 | 8 | 2 | 0 | 0 | 2 | 2 | 0 | 1 | 0 | 0 | 2 | 1 | 1 | 0 | 2 | .471 | .389 |
| Fingers | .000 | 4 | 2 | 0 | 0 | 0 | 0 | 0 | 0 | 0 | 0 | 0 | 0 | 0 | 0 | 1 | 0 | 0 | 0 | 0 | .000 | .000 |
| Fosse | .143 | 5 | 14 | 1 | 2 | 5 | 0 | 0 | 1 | 1 | 0 | 0 | 0 | 1 | 0 | 5 | 0 | 0 | 0 | 0 | .357 | .200 |
| Green | .000 | 5 | 13 | 1 | 0 | 0 | 0 | 0 | 0 | 1 | 1 | 0 | 0 | 1 | 0 | 4 | 0 | 0 | 0 | 1 | .000 | .071 |
| Haney | — | 2 | 0 | 0 | 0 | 0 | 0 | 0 | 0 | 0 | 0 | 0 | 0 | 0 | 0 | 0 | 0 | 0 | 0 | 0 | — | — |
| Holt | .667 | 4 | 3 | 0 | 2 | 2 | 0 | 0 | 0 | 2 | 0 | 0 | 0 | 0 | 0 | 0 | 0 | 0 | 0 | 0 | .667 | .667 |
| Holtzman | .500 | 2 | 4 | 2 | 2 | 6 | 1 | 0 | 1 | 1 | 0 | 0 | 0 | 1 | 0 | 1 | 0 | 0 | 0 | 0 | 1.500 | .600 |
| Hunter | .000 | 2 | 2 | 0 | 0 | 0 | 0 | 0 | 0 | 0 | 0 | 0 | 0 | 0 | 0 | 2 | 0 | 0 | 0 | 0 | .000 | .000 |
| Jackson | .286 | 5 | 14 | 3 | 4 | 8 | 1 | 0 | 1 | 1 | 0 | 0 | 0 | 5 | 0 | 3 | 1 | 0 | 0 | 1 | .571 | .474 |
| Mangual | .000 | 1 | 1 | 0 | 0 | 0 | 0 | 0 | 0 | 0 | 0 | 0 | 0 | 0 | 0 | 1 | 0 | 0 | 0 | 0 | .000 | .000 |
| Maxvill | — | 2 | 0 | 0 | 0 | 0 | 0 | 0 | 0 | 0 | 0 | 0 | 0 | 0 | 0 | 0 | 0 | 0 | 0 | 0 | — | — |
| North | .059 | 5 | 17 | 3 | 1 | 1 | 0 | 0 | 0 | 0 | 1 | 0 | 0 | 2 | 0 | 5 | 1 | 1 | 1 | 1 | .059 | .158 |
| Rudi | .333 | 5 | 18 | 1 | 6 | 9 | 0 | 0 | 1 | 4 | 1 | 0 | 0 | 0 | 0 | 3 | 0 | 0 | 1 | 0 | .500 | .333 |
| Tenace | .222 | 5 | 9 | 0 | 2 | 2 | 0 | 0 | 0 | 1 | 0 | 0 | 0 | 3 | 0 | 4 | 0 | 0 | 1 | 0 | .222 | .417 |
| Washington, C | .571 | 5 | 7 | 1 | 4 | 4 | 0 | 0 | 0 | 0 | 0 | 0 | 0 | 1 | 1 | 1 | 0 | 1 | 0 | 0 | .571 | .625 |
| Washington, H | — | 3 | 0 | 0 | 0 | 0 | 0 | 0 | 0 | 0 | 0 | 0 | 0 | 0 | 0 | 0 | 0 | 0 | 0 | 0 | — | — |
| Totals | .211 | 5 | 142 | 16 | 30 | 46 | 4 | 0 | 4 | 14 | 7 | 1 | 2 | 16 | 1 | 42 | 3 | 3 | 3 | 5 | .324 | .298 |

| PITCHER | W | L | ERA | G | GS | CG | GF | SHO | SV | IP | H | R | ER | HR | HB | BB | IBB | SO | WP | BK | AVG |
|---------------|----------|----------|-------------|----------|----------|----------|----------|----------|----------|-------------|-----------|-----------|-----------|----------|----------|-----------|----------|-----------|----------|----------|-------------|
| Blue | 0 | 1 | 3.29 | 2 | 2 | 0 | 0 | 0 | 0 | 13.2 | 10 | 5 | 5 | 1 | 0 | 7 | 0 | 9 | 0 | 0 | .217 |
| Fingers | 1 | 0 | 1.93 | 4 | 0 | 0 | 3 | 0 | 2 | 9.1 | 8 | 2 | 2 | 2 | 1 | 2 | 0 | 6 | 0 | 0 | .242 |
| Holtzman | 1 | 0 | 1.50 | 2 | 2 | 0 | 0 | 0 | 0 | 12.0 | 13 | 3 | 2 | 0 | 0 | 4 | 0 | 10 | 1 | 0 | .277 |
| Hunter | 1 | 0 | 1.17 | 2 | 1 | 0 | 1 | 0 | 1 | 7.2 | 5 | 1 | 1 | 1 | 0 | 2 | 0 | 5 | 0 | 0 | .179 |
| Odom | 1 | 0 | 0.00 | 2 | 0 | 0 | 1 | 0 | 0 | 1.1 | 0 | 0 | 0 | 0 | 0 | 1 | 0 | 2 | 0 | 0 | .000 |
| Totals | 4 | 1 | 2.05 | 5 | 5 | 0 | 5 | 0 | 3 | 44.0 | 36 | 11 | 10 | 4 | 1 | 16 | 0 | 32 | 1 | 0 | .228 |

Game 1 — October 12
Oakland 3, Los Angeles 2

Game 2 — October 13
Los Angeles 3, Oakland 2

Game 3 — October 15
Oakland 3, Los Angeles 2

| Oakland | ab | r | h | bi |
|------------------|-----------|----------|----------|----------|
| Campaneris ss | 2 | 1 | 1 | 1 |
| North cf | 2 | 0 | 0 | 0 |
| Bando 3b | 4 | 0 | 0 | 0 |
| Jackson rf | 3 | 1 | 1 | 1 |
| C. Washington rf | 0 | 0 | 0 | 0 |
| Rudi lf | 4 | 0 | 2 | 0 |
| Tenace 1b | 3 | 0 | 1 | 0 |
| Fosse c | 3 | 0 | 0 | 0 |
| Green 2b | 3 | 0 | 0 | 0 |
| Holt ph | 1 | 0 | 0 | 0 |
| Maxvill 2b | 0 | 0 | 0 | 0 |
| Holtzman p | 1 | 1 | 1 | 0 |
| Fingers p | 2 | 0 | 0 | 0 |
| Hunter p | 0 | 0 | 0 | 0 |
| Totals | 28 | 3 | 6 | 2 |

| Los Angeles | ab | r | h | bi |
|---------------|-----------|----------|-----------|----------|
| Lopes 2b | 5 | 1 | 0 | 0 |
| Buckner lf | 5 | 0 | 2 | 0 |
| Wynn cf | 4 | 1 | 1 | 1 |
| Garvey 1b | 5 | 0 | 2 | 0 |
| Paciorek pr | 0 | 0 | 0 | 0 |
| Ferguson rf-c | 3 | 0 | 0 | 0 |
| Cey 3b | 3 | 0 | 1 | 0 |
| Russell ss | 4 | 0 | 1 | 0 |
| Yeager c | 3 | 0 | 1 | 0 |
| Crawford ph | 1 | 0 | 1 | 0 |
| Messersmith p | 3 | 0 | 2 | 0 |
| Joshua ph ph | 1 | 0 | 0 | 0 |
| Marshall p | 0 | 0 | 0 | 0 |
| Totals | 37 | 2 | 11 | 1 |

| | | | | | | |
|-------------|-----|-----|-----|---|----|---|
| Oakland | 010 | 010 | 010 | 3 | 6 | 2 |
| Los Angeles | 000 | 010 | 001 | 2 | 11 | 1 |

E – Campaneris, Jackson, Cey. **DP** – Oakland 1, Los Angeles 1. **LOB** – Oakland 6, Los Angeles 12. **2B** – Holtzman. **HR** – Jackson (off Messersmith), Wynn (off Fingers). **CS** – Buckner, North. **S** – Campaneris 2, North, Tenace.

| Oakland | ip | h | r | er | bb | so |
|-----------------|-----|---|---|----|----|----|
| Holtzman | 4.1 | 7 | 1 | 0 | 2 | 3 |
| Fingers (W) | 4.1 | 4 | 1 | 1 | 1 | 3 |
| Hunter (Sv) | 0.1 | 0 | 0 | 0 | 0 | 1 |
| Los Angeles | ip | h | r | er | bb | so |
| Messersmith (L) | 8.0 | 5 | 3 | 2 | 3 | 8 |
| Marshall | 1.0 | 1 | 0 | 0 | 1 | 1 |

WP – Messersmith. **HBP** – by Fingers (Ferguson).

T – 2:43. **A** – 55,974

Umpires – Gorman, Kunkel, Harvey, Denkinger, Olsen and Luciano.

| Oakland | ab | r | h | bi |
|------------------|-----------|----------|----------|----------|
| Campaneris ss | 4 | 0 | 1 | 0 |
| North cf | 4 | 0 | 0 | 0 |
| Haney c | 0 | 0 | 0 | 0 |
| Bando 3b | 3 | 1 | 0 | 0 |
| Jackson rf | 3 | 1 | 2 | 0 |
| Rudi lf | 4 | 0 | 1 | 2 |
| H. Washington pr | 0 | 0 | 0 | 0 |
| Tenace 1b | 3 | 0 | 0 | 0 |
| Fosse c | 2 | 0 | 0 | 0 |
| Alou ph | 1 | 0 | 0 | 0 |
| Odum p | 0 | 0 | 0 | 0 |
| Mangual ph | 1 | 0 | 0 | 0 |
| Green 2b | 2 | 0 | 0 | 0 |
| Holt ph | 1 | 0 | 1 | 0 |
| Maxvill pr | 0 | 0 | 0 | 0 |
| Blue p | 2 | 0 | 0 | 0 |
| C. Washington ph | 1 | 0 | 1 | 0 |
| Totals | 31 | 2 | 6 | 2 |

| Los Angeles | ab | r | h | bi |
|---------------|-----------|----------|----------|----------|
| Lopes 2b | 4 | 0 | 0 | 0 |
| Buckner lf | 4 | 0 | 0 | 0 |
| Wynn cf | 3 | 0 | 0 | 0 |
| Garvey 1b | 4 | 1 | 2 | 0 |
| Ferguson rf | 3 | 1 | 1 | 2 |
| Cey 3b | 3 | 1 | 0 | 2 |
| Russell ss | 3 | 0 | 1 | 0 |
| Yeager c | 3 | 0 | 2 | 1 |
| Sutton p | 2 | 0 | 0 | 0 |
| Marshall p | 0 | 0 | 0 | 0 |
| Totals | 29 | 3 | 6 | 3 |

| | | | | | | |
|-------------|-----|-----|-----|---|---|---|
| Oakland | 000 | 000 | 002 | 2 | 6 | 0 |
| Los Angeles | 010 | 002 | 00x | 3 | 6 | 1 |

E – Russell. **DP** – Los Angeles 2. **LOB** – Oakland 5, Los Angeles 6. **2B** – Campaneris, Jackson. **HR** – Ferguson (off Blue). **SB** – Ferguson. **S** – Sutton.

| Oakland | ip | h | r | er | bb | so |
|---------------|-----|---|---|----|----|----|
| Blue (L) | 7.0 | 6 | 3 | 3 | 2 | 5 |
| Odum | 1.0 | 0 | 0 | 0 | 1 | 2 |
| Los Angeles | ip | h | r | er | bb | so |
| Sutton (W) | 8.0 | 5 | 2 | 2 | 2 | 9 |
| Marshall (Sv) | 1.0 | 1 | 0 | 0 | 0 | 2 |

Sutton pitched to two batters in the 9th. **WP** – Sutton. **HBP** – by Sutton (Bando). **T** – 2:40. **A** – 55,989

Umpires – Kunkel, Harvey, Denkinger, Olsen, Luciano and Gorman.

| Los Angeles | ab | r | h | bi |
|---------------|-----------|----------|----------|----------|
| Lopes 2b | 3 | 0 | 2 | 0 |
| Buckner lf | 4 | 1 | 1 | 1 |
| Wynn cf | 4 | 0 | 1 | 0 |
| Garvey 1b | 4 | 0 | 1 | 0 |
| Crawford rf | 4 | 1 | 1 | 1 |
| Ferguson c | 3 | 0 | 0 | 0 |
| Auerbach pr | 0 | 0 | 0 | 0 |
| Cey 3b | 4 | 0 | 0 | 0 |
| Russell ss | 4 | 0 | 1 | 0 |
| Yeager c | 3 | 0 | 2 | 0 |
| Downing p | 1 | 0 | 0 | 0 |
| Brewer p | 0 | 0 | 0 | 0 |
| Lacy ph | 1 | 0 | 0 | 0 |
| Hough p | 0 | 0 | 0 | 0 |
| Joshua ph | 1 | 0 | 0 | 0 |
| Marshall p | 0 | 0 | 0 | 0 |
| Totals | 33 | 2 | 7 | 2 |

| Oakland | ab | r | h | bi |
|------------------|-----------|----------|----------|----------|
| North cf | 4 | 1 | 1 | 0 |
| Campaneris ss | 4 | 0 | 2 | 1 |
| Bando 3b | 3 | 1 | 0 | 0 |
| Jackson rf | 3 | 0 | 0 | 0 |
| C. Washington rf | 0 | 0 | 0 | 0 |
| Rudi lf | 4 | 0 | 1 | 1 |
| Tenace 1b | 2 | 0 | 1 | 0 |
| H. Washington pr | 0 | 0 | 0 | 0 |
| Holt 1b | 0 | 0 | 0 | 0 |
| Fosse c | 4 | 0 | 0 | 0 |
| Green 2b | 3 | 1 | 0 | 0 |
| Hunter p | 2 | 0 | 0 | 0 |
| Fingers p | 0 | 0 | 0 | 0 |
| Totals | 29 | 3 | 5 | 2 |

| | | | | | | |
|-------------|-----|-----|-----|---|---|---|
| Los Angeles | 000 | 000 | 011 | 2 | 7 | 2 |
| Oakland | 002 | 100 | 00x | 3 | 5 | 2 |

E – Ferguson 2, Campaneris, Green. **DP** – Oakland 3. **LOB** – Los Angeles 6, Oakland 8. **2B** – Campaneris. **HR** – Buckner (off Hunter), Crawford (off Fingers). **SB** – Lopes 2, Jackson. **S** – Hunter.

| Los Angeles | ip | h | r | er | bb | so |
|-------------|-----|---|---|----|----|----|
| Downing (L) | 3.2 | 4 | 3 | 1 | 4 | 3 |
| Brewer | 0.1 | 0 | 0 | 0 | 0 | 1 |
| Hough | 2.0 | 0 | 0 | 0 | 1 | 4 |
| Marshall | 2.0 | 1 | 0 | 0 | 0 | 1 |
| Oakland | ip | h | r | er | bb | so |
| Hunter (W) | 7.1 | 5 | 1 | 1 | 2 | 4 |
| Fingers | 1.2 | 2 | 1 | 1 | 0 | 1 |

WP – Hough.

T – 2:35. **A** – 49,347

Umpires – Harvey, Denkinger, Olsen, Luciano, Gorman and Kunkel.

Game 4 — October 16
Oakland 5, Los Angeles 2

Game 5 — October 17
Oakland 3, Los Angeles 2

| Los Angeles | ab | r | h | bi | Los Angeles | ab | r | h | bi |
|--------------------|-----------|----------|----------|-----------|--------------------|-----------|----------|----------|-----------|
| Lopes 2b | 4 | 0 | 0 | 0 | Lopes 2b | 2 | 1 | 0 | 0 |
| Buckner lf | 4 | 0 | 1 | 0 | Buckner lf | 3 | 0 | 1 | 0 |
| Wynn cf | 3 | 0 | 1 | 0 | Wynn cf | 2 | 0 | 0 | 1 |
| Garvey 1b | 4 | 1 | 2 | 0 | Garvey 1b | 4 | 0 | 1 | 1 |
| Ferguson rf | 3 | 1 | 0 | 0 | Ferguson rf | 4 | 0 | 1 | 0 |
| Auerbach pr | 0 | 0 | 0 | 0 | Cey 3b | 3 | 0 | 1 | 0 |
| Cey 3b | 4 | 0 | 1 | 0 | Russell ss | 3 | 0 | 0 | 0 |
| Russell ss | 4 | 0 | 1 | 2 | Crawford ph | 1 | 0 | 0 | 0 |
| Yeager c | 3 | 0 | 1 | 0 | Yeager c | 2 | 0 | 0 | 0 |
| Joshua ph | 1 | 0 | 0 | 0 | Joshua ph | 1 | 0 | 0 | 0 |
| Messersmith p | 1 | 0 | 0 | 0 | Sutton p | 1 | 0 | 0 | 0 |
| Paciorek ph | 1 | 0 | 0 | 0 | Paciorek ph | 1 | 1 | 1 | 0 |
| Marshall p | 0 | 0 | 0 | 0 | Marshall p | 0 | 0 | 0 | 0 |
| Totals | 32 | 2 | 7 | 2 | Totals | 27 | 2 | 5 | 2 |

| Oakland | ab | r | h | bi | Oakland | ab | r | h | bi |
|------------------|-----------|----------|----------|-----------|------------------|-----------|----------|----------|-----------|
| Campaneris ss | 3 | 0 | 0 | 0 | Campaneris ss | 4 | 0 | 2 | 0 |
| North cf | 3 | 1 | 0 | 0 | North cf | 4 | 1 | 0 | 0 |
| Bando 3b | 3 | 1 | 1 | 1 | Bando 3b | 3 | 0 | 0 | 1 |
| Jackson rf | 3 | 1 | 1 | 0 | Jackson rf | 2 | 0 | 0 | 0 |
| Rudi 1b-1f | 3 | 0 | 0 | 0 | Rudi 1b-1f | 3 | 1 | 2 | 1 |
| C. Washington lf | 3 | 1 | 2 | 0 | C. Washington lf | 3 | 0 | 1 | 0 |
| Tenace 1b | 0 | 0 | 0 | 0 | Fingers p | 0 | 0 | 0 | 0 |
| Fosse c | 2 | 0 | 1 | 0 | Fosse c | 3 | 1 | 1 | 1 |
| Holt ph | 1 | 0 | 1 | 2 | Green 2b | 3 | 0 | 0 | 0 |
| H. Washington pr | 0 | 0 | 0 | 0 | Blue p | 2 | 0 | 0 | 0 |
| Haney c | 0 | 0 | 0 | 0 | Odum p | 0 | 0 | 0 | 0 |
| Green 2b | 2 | 0 | 0 | 1 | Tenace c | 1 | 0 | 0 | 0 |
| Holtzman p | 3 | 1 | 1 | 1 | Totals | 28 | 3 | 6 | 3 |
| Fingers p | 0 | 0 | 0 | 0 | Los Angeles | 000 | 002 | 000 | 2 5 1 |
| Totals | 26 | 5 | 7 | 5 | Oakland | 110 | 000 | 10x | 3 6 1 |

Los Angeles 000 200 000 2 7 1
 Oakland 001 004 00x 5 7 0

E – Messersmith. **DP** – Los Angeles 2, Oakland 1. **LOB** – Los Angeles 6, Oakland 4. **2B** – Buckner, Yeager, Wynn. **3B** – Russell. **HR** – Holtzman (off Messersmith). **CS** – Campaneris. **S** – Messersmith, Green, Rudi.

| Los Angeles | ip | h | r | er | bb | so |
|--------------------|-----------|----------|----------|-----------|-----------|-----------|
| Messersmith (L) | 6.0 | 6 | 5 | 5 | 4 | 4 |
| Marshall | 2.0 | 1 | 0 | 0 | 0 | 2 |
| Oakland | ip | h | r | er | bb | so |
| Holtzman (W) | 7.2 | 6 | 2 | 2 | 2 | 7 |
| Fingers (Sv) | 1.1 | 1 | 0 | 0 | 0 | 2 |

WP – Holtzman. **HBP** – by Messersmith (Campaneris).

T – 2:17. **A** – 49,347

Umpires – Denkinger, Olsen, Luciano, Gorman, Kunkel and Harvey.

E – Yeager, North. **DP** – Oakland 1. **LOB** – Los Angeles 6, Oakland 3. **2B** – Paciorek. **HR** – Fosse (off Sutton), Rudi (off Marshall). **SB** – Campaneris, North. **CS** – Lopes, C. Washington. **S** – Buckner. **SF** – Bando, Wynn.

| Los Angeles | ip | h | r | er | bb | so |
|--------------------|-----------|----------|----------|-----------|-----------|-----------|
| Sutton | 5.0 | 4 | 2 | 2 | 1 | 3 |
| Marshall (L) | 3.0 | 2 | 1 | 1 | 0 | 4 |
| Oakland | ip | h | r | er | bb | so |
| Blue | 6.2 | 4 | 2 | 2 | 5 | 4 |
| Odum (W) | 0.1 | 0 | 0 | 0 | 0 | 0 |
| Fingers (Sv) | 2.0 | 1 | 0 | 0 | 1 | 0 |

T – 2:23. **A** – 49,347

Umpires – Olsen, Luciano, Gorman, Kunkel, Harvey and Denkinger.

1975 ALCS

The A's streak of three consecutive American League Pennants is snapped by Boston as the Red Sox sweep the A's in three games. After posting a team ERA under 3.00 in each of the previous three ALCS wins, the A's team ERA in 1975 ballooned to 4.32. Sal Bando paced the A's offense with a .500 batting average and Reggie Jackson drove in three of the seven runs the A's scored in the series.

Luis Tiant pitched a three-hitter in Boston's 7-1 win in Game 1 at Fenway Park. Three A's errors led to two runs in the first inning but the A's still trailed just 2-0 before Boston scored five in the seventh. The A's took a 3-0 lead in Game 2, highlighted by a Reggie Jackson two-run home run in the first inning but Boston tied the game with three in the fourth off Vida Blue. Rollie Fingers then allowed three runs in four innings as the A's lost 6-3. The series moved to Oakland for Game 3 but the Red Sox built a 4-0 lead in a 5-3 win. The A's started their Game 1 starter, Ken Holtzman, and he allowed four runs in 4 2/3 innings.

FINAL STATISTICS

| PLAYER | AVG | G | AB | R | H | TB | 2B | 3B | HR | RBI | SH | SF | HP | BB | IBB | SO | SB | CS | DP | E | SLG | OBP |
|---------------|-------------|----------|-----------|----------|-----------|-----------|----------|----------|----------|----------|----------|----------|----------|----------|----------|-----------|----------|----------|----------|----------|-------------|-------------|
| Bando | .500 | 3 | 12 | 1 | 6 | 8 | 2 | 0 | 0 | 2 | 0 | 0 | 0 | 0 | 0 | 3 | 0 | 0 | 0 | 1 | .667 | .500 |
| Campaneris | .000 | 3 | 11 | 1 | 0 | 0 | 0 | 0 | 0 | 0 | 0 | 0 | 0 | 1 | 0 | 1 | 0 | 0 | 0 | 0 | .000 | .083 |
| Fosse | .000 | 1 | 2 | 0 | 0 | 0 | 0 | 0 | 0 | 0 | 0 | 0 | 0 | 0 | 0 | 1 | 0 | 0 | 0 | 0 | .000 | .000 |
| Garner | .000 | 3 | 5 | 0 | 0 | 0 | 0 | 0 | 0 | 0 | 0 | 0 | 0 | 0 | 0 | 1 | 0 | 0 | 0 | 1 | .000 | .000 |
| Harper | — | 1 | 0 | 0 | 0 | 0 | 0 | 0 | 0 | 0 | 0 | 0 | 0 | 1 | 0 | 0 | 0 | 0 | 0 | 0 | — | 1.000 |
| Holt | .333 | 3 | 3 | 0 | 1 | 2 | 1 | 0 | 0 | 0 | 0 | 0 | 0 | 0 | 0 | 0 | 0 | 0 | 0 | 0 | .667 | .333 |
| Hopkins | — | 1 | 0 | 0 | 0 | 0 | 0 | 0 | 0 | 0 | 0 | 0 | 0 | 0 | 0 | 0 | 0 | 0 | 0 | 0 | — | — |
| Jackson | .417 | 3 | 12 | 1 | 5 | 8 | 0 | 0 | 1 | 3 | 0 | 0 | 0 | 0 | 0 | 2 | 0 | 0 | 0 | 0 | .667 | .417 |
| Martinez | — | 3 | 0 | 0 | 0 | 0 | 0 | 0 | 0 | 0 | 0 | 0 | 0 | 0 | 0 | 0 | 0 | 0 | 0 | 0 | — | — |
| North | .000 | 3 | 10 | 0 | 0 | 0 | 0 | 0 | 0 | 1 | 0 | 0 | 0 | 2 | 0 | 0 | 0 | 0 | 0 | 1 | .000 | .167 |
| Rudi | .250 | 3 | 12 | 1 | 3 | 5 | 2 | 0 | 0 | 0 | 0 | 0 | 0 | 0 | 0 | 1 | 0 | 0 | 1 | 0 | .417 | .250 |
| Tenace | .000 | 3 | 9 | 0 | 0 | 0 | 0 | 0 | 0 | 0 | 0 | 0 | 0 | 3 | 0 | 2 | 0 | 0 | 1 | 0 | .000 | .250 |
| Tovar | .500 | 2 | 2 | 2 | 1 | 1 | 0 | 0 | 0 | 0 | 0 | 0 | 0 | 1 | 0 | 0 | 0 | 0 | 0 | 1 | .500 | .667 |
| Washington | .250 | 3 | 12 | 1 | 3 | 4 | 1 | 0 | 0 | 1 | 0 | 0 | 0 | 0 | 0 | 2 | 0 | 0 | 0 | 2 | .333 | .250 |
| Williams | .000 | 3 | 8 | 0 | 0 | 0 | 0 | 0 | 0 | 0 | 0 | 0 | 0 | 1 | 0 | 1 | 0 | 0 | 0 | 0 | .000 | .111 |
| Totals | .194 | 3 | 98 | 7 | 19 | 28 | 6 | 0 | 1 | 7 | 0 | 0 | 0 | 9 | 0 | 14 | 0 | 0 | 2 | 6 | .286 | .262 |

| PITCHER | W | L | ERA | G | GS | CG | GF | SHO | SV | IP | H | R | ER | HR | HB | BB | IBB | SO | WP | BK | AVG |
|---------------|----------|----------|-------------|----------|----------|----------|----------|----------|----------|-------------|-----------|-----------|-----------|----------|----------|----------|----------|-----------|----------|----------|-------------|
| Abbott | 0 | 0 | 0.00 | 1 | 0 | 0 | 1 | 0 | 0 | 1.0 | 0 | 0 | 0 | 0 | 0 | 0 | 0 | 0 | 0 | 0 | .000 |
| Blue | 0 | 0 | 9.00 | 1 | 1 | 0 | 0 | 0 | 0 | 3.0 | 6 | 3 | 3 | 1 | 0 | 0 | 0 | 2 | 0 | 0 | .429 |
| Bosman | 0 | 0 | 0.00 | 1 | 0 | 0 | 0 | 0 | 0 | 0.1 | 0 | 0 | 0 | 0 | 0 | 0 | 0 | 0 | 0 | 0 | .000 |
| Fingers | 0 | 1 | 6.75 | 1 | 0 | 0 | 1 | 0 | 0 | 4.0 | 5 | 3 | 3 | 1 | 0 | 1 | 1 | 3 | 0 | 0 | .385 |
| Holtzman | 0 | 2 | 4.09 | 2 | 2 | 0 | 0 | 0 | 0 | 11.0 | 12 | 8 | 5 | 0 | 0 | 1 | 0 | 7 | 0 | 0 | .261 |
| Lindblad | 0 | 0 | 0.00 | 2 | 0 | 0 | 1 | 0 | 0 | 4.2 | 5 | 3 | 0 | 0 | 0 | 1 | 1 | 0 | 1 | 0 | .313 |
| Todd | 0 | 0 | 9.00 | 3 | 0 | 0 | 0 | 0 | 0 | 1.0 | 3 | 1 | 1 | 0 | 0 | 0 | 0 | 0 | 0 | 0 | .600 |
| Totals | 0 | 3 | 4.32 | 3 | 3 | 0 | 3 | 0 | 0 | 25.0 | 31 | 18 | 12 | 2 | 0 | 3 | 2 | 12 | 1 | 0 | .316 |

Game 1 — October 4
Boston 7, Oakland 1

Game 2 — October 5
Boston 6, Oakland 3

Game 3 — October 7
Boston 5, Oakland 3

| Oakland | ab | r | h | bi |
|----------------|-----------|----------|----------|----------|
| North cf | 3 | 0 | 0 | 1 |
| Washington lf | 4 | 0 | 0 | 0 |
| Bando 3b | 4 | 0 | 0 | 0 |
| Jackson rf | 4 | 0 | 1 | 0 |
| Tenace 1b | 3 | 0 | 0 | 0 |
| Rudi 1b | 4 | 0 | 1 | 0 |
| Williams dh | 3 | 0 | 0 | 0 |
| Hopkins pr-dh | 0 | 0 | 0 | 0 |
| Campaneris ss | 4 | 1 | 0 | 0 |
| Garner 2b | 2 | 0 | 0 | 0 |
| Holt ph | 1 | 0 | 1 | 0 |
| Martinez pr-2b | 0 | 0 | 0 | 0 |
| Holtzman p | 0 | 0 | 0 | 0 |
| Todd p | 0 | 0 | 0 | 0 |
| Lindblad p | 0 | 0 | 0 | 0 |
| Boseman p | 0 | 0 | 0 | 0 |
| Abbott p | 0 | 0 | 0 | 0 |
| Totals | 32 | 1 | 3 | 1 |

| Boston | ab | r | h | bi |
|----------------|-----------|----------|----------|----------|
| Beniquez dh | 4 | 1 | 2 | 1 |
| Doyle 2b | 3 | 1 | 0 | 1 |
| Yastrzemski lf | 4 | 1 | 1 | 0 |
| Fisk c | 4 | 2 | 1 | 0 |
| Lynn cf | 4 | 0 | 1 | 2 |
| Petrocelli 3b | 4 | 0 | 0 | 0 |
| Evans rf | 4 | 1 | 1 | 0 |
| Cooper 1b | 3 | 0 | 1 | 0 |
| Burleson ss | 3 | 1 | 1 | 1 |
| Tiant p | 0 | 0 | 0 | 0 |
| Totals | 33 | 7 | 8 | 5 |

| | | | | | | |
|---------|-----|-----|-----|---|---|---|
| Oakland | 000 | 000 | 010 | 1 | 3 | 4 |
| Boston | 200 | 000 | 50x | 7 | 8 | 3 |

E – Bando, Washington, Garner, Lynn, North, Burleson, Cooper. **LOB** – Oakland 7, Boston 5. **2B** – Evans, Burleson, Lynn, Holt. **SB** – Beniquez 2. **S** – Cooper. **SF** – Doyle.

| Oakland | ip | h | r | er | bb | so |
|---------------|-----------|----------|----------|-----------|-----------|-----------|
| Holtzman (L) | 6.1 | 5 | 4 | 2 | 1 | 4 |
| Todd | 0.0 | 1 | 1 | 1 | 0 | 0 |
| Lindblad | 0.1 | 2 | 2 | 0 | 0 | 0 |
| Bosman | 0.1 | 0 | 0 | 0 | 0 | 0 |
| Abbott | 1.0 | 0 | 0 | 0 | 0 | 0 |
| Boston | ip | h | r | er | bb | so |
| Tiant (W) | 9.0 | 3 | 1 | 0 | 3 | 8 |

Todd pitched to one batter in the 7th.
T – 2:40. **A** – 35,578
Umpires – Denkinger, DiMuro, Kunkel, Luciano, Evans and Morgenweck.

| Oakland | ab | r | h | bi |
|---------------|-----------|----------|-----------|----------|
| North cf | 4 | 0 | 0 | 0 |
| Campaneris ss | 3 | 0 | 0 | 0 |
| Bando 3b | 4 | 1 | 4 | 0 |
| Jackson rf | 4 | 1 | 2 | 2 |
| Tenace 1b-c | 4 | 0 | 0 | 0 |
| Rudi lf | 4 | 1 | 2 | 0 |
| Washington dh | 4 | 0 | 2 | 1 |
| Garner 2b | 2 | 0 | 0 | 0 |
| Harper ph | 0 | 0 | 0 | 0 |
| Holt 1b | 1 | 0 | 0 | 0 |
| Fosse c | 2 | 0 | 0 | 0 |
| Williams ph | 1 | 0 | 0 | 0 |
| Martinez 2b | 0 | 0 | 0 | 0 |
| Tovar ph | 1 | 0 | 0 | 0 |
| Blue p | 0 | 0 | 0 | 0 |
| Todd p | 0 | 0 | 0 | 0 |
| Fingers p | 0 | 0 | 0 | 0 |
| Totals | 34 | 3 | 10 | 3 |

| Boston | ab | r | h | bi |
|----------------|-----------|----------|-----------|----------|
| Beniquez dh | 4 | 1 | 1 | 0 |
| Doyle 2b | 3 | 1 | 1 | 0 |
| Yastrzemski lf | 3 | 2 | 2 | 2 |
| Fisk c | 4 | 1 | 2 | 1 |
| Lynn cf | 4 | 0 | 2 | 1 |
| Petrocelli 3b | 4 | 1 | 1 | 1 |
| Evans rf | 3 | 0 | 0 | 0 |
| Cooper 1b | 3 | 0 | 2 | 0 |
| Burleson ss | 2 | 0 | 1 | 0 |
| Cleveland p | 0 | 0 | 0 | 0 |
| Moret p | 0 | 0 | 0 | 0 |
| Drago p | 0 | 0 | 0 | 0 |
| Totals | 30 | 6 | 12 | 5 |

| | | | | | | |
|---------|-----|-----|-----|---|----|---|
| Oakland | 200 | 100 | 000 | 3 | 10 | 0 |
| Boston | 000 | 301 | 11x | 6 | 12 | 0 |

DP – Oakland 4, Boston 2. **LOB** – Oakland 6, Boston 3. **2B** – Bando 2, Rudi 2, Washington, Fisk, Cooper 2, Yastrzemski. **HR** – Jackson, Yastrzemski, Petrocelli. **S** – Burleson, Doyle.

| Oakland | ip | h | r | er | bb | so |
|---------------|-----------|----------|----------|-----------|-----------|-----------|
| Blue | 3.0 | 6 | 3 | 3 | 0 | 2 |
| Todd | 1.0 | 1 | 0 | 0 | 0 | 0 |
| Fingers (L) | 4.0 | 5 | 3 | 3 | 1 | 3 |
| Boston | ip | h | r | er | bb | so |
| Cleveland | 5.0 | 7 | 3 | 3 | 1 | 2 |
| Moret (W) | 1.0 | 1 | 0 | 0 | 1 | 0 |
| Drago (Sv) | 3.0 | 2 | 0 | 0 | 0 | 2 |

Blue pitched to four batters in the 4th.
 Todd pitched to one batter in the 5th.
 Cleveland pitched to one batter in the 6th. Moret pitched to one batter in the 7th.
WP – Drago.
T – 2:27. **A** – 35,578
Umpires – DiMuro, Kunkel, Luciano, Evans, Morgenweck and Denkinger.

| Boston | ab | r | h | bi |
|----------------|-----------|----------|-----------|----------|
| Beniquez dh | 4 | 0 | 0 | 0 |
| Doyle 2b | 5 | 1 | 2 | 1 |
| Yastrzemski lf | 4 | 1 | 2 | 0 |
| Fisk c | 4 | 1 | 2 | 1 |
| Lynn cf | 3 | 1 | 1 | 0 |
| Petrocelli 3b | 4 | 0 | 1 | 1 |
| Evans rf | 3 | 0 | 0 | 0 |
| Cooper 1b | 4 | 0 | 1 | 1 |
| Burleson ss | 4 | 1 | 2 | 0 |
| Wise p | 0 | 0 | 0 | 0 |
| Drago p | 0 | 0 | 0 | 0 |
| Totals | 35 | 5 | 11 | 4 |

| Oakland | ab | r | h | bi |
|---------------|-----------|----------|----------|----------|
| Campaneris ss | 4 | 0 | 0 | 0 |
| Washington lf | 4 | 1 | 1 | 0 |
| Bando 3b | 4 | 0 | 2 | 2 |
| Jackson rf | 4 | 0 | 2 | 1 |
| Tenace 1b-c | 4 | 0 | 0 | 0 |
| Rudi lf | 4 | 0 | 0 | 0 |
| Williams dh | 4 | 0 | 0 | 0 |
| Tenace c | 2 | 0 | 0 | 0 |
| North cf | 3 | 0 | 0 | 0 |
| Garner 2b | 1 | 0 | 0 | 0 |
| Tovar ph-2b | 1 | 2 | 1 | 0 |
| Martinez 2b | 0 | 0 | 0 | 0 |
| Holt ph | 1 | 0 | 0 | 0 |
| Holtzman p | 0 | 0 | 0 | 0 |
| Todd p | 0 | 0 | 0 | 0 |
| Lindblad p | 0 | 0 | 0 | 0 |
| Totals | 32 | 3 | 6 | 3 |

| | | | | | | |
|---------|-----|-----|-----|---|----|---|
| Boston | 000 | 130 | 010 | 5 | 11 | 1 |
| Oakland | 000 | 001 | 020 | 3 | 6 | 2 |

E – Washington, Tovar, Doyle. **DP** – Boston 1. **LOB** – Boston 6, Oakland 6. **2B** – Burleson. **SB** – Fisk. **S** – Beniquez, Lynn.

| Boston | ip | h | r | er | bb | so |
|----------------|-----------|----------|----------|-----------|-----------|-----------|
| Wise (W) | 7.1 | 6 | 3 | 2 | 3 | 2 |
| Drago (Sv) | 1.2 | 0 | 0 | 0 | 1 | 0 |
| Oakland | ip | h | r | er | bb | so |
| Holtzman (L) | 4.2 | 7 | 4 | 3 | 0 | 3 |
| Todd | 0.0 | 1 | 0 | 0 | 0 | 0 |
| Lindblad | 4.1 | 3 | 1 | 0 | 1 | 0 |

Todd pitched to one batter in the 5th.
WP – Lindblad.
T – 2:30. **A** – 49,358
Umpires – Kunkel, Luciano, Evans, Morgenweck, Denkinger and DiMuro.

1981 ALDS

The A's sweep a three-game series from Kansas City in baseball's first ever Division Series, pitting first and second half winners in each division in a season interrupted by a strike. The A's pitching staff allows just two runs in the entire series and the offense is paced by Dwayne Murphy who is 6 for 11 in the three-game series.

Mike Norris tosses a four-hit shutout in Game 1, a 4-0 A's victory at Kansas City. Wayne Gross hit a three-run home run in the fourth inning. The A's get their second consecutive complete game in Game 2 as Steve McCatty pitches a six-hitter in the A's 2-1 win. Tony Armas had a RBI double in the first inning and after the Royals tied the game in the fifth, Armas added a RBI double in the eighth for the win. The A's complete the sweep with a 4-1 win in Oakland in Game 3. Armas had a RBI single in the first and three Kansas City errors led to a run in the third. After the Royals scored a run in the fourth, Dave McKay homered and Dwayne Murphy had a RBI single in the bottom of the inning.

FINAL STATISTICS

| PLAYER | AVG | G | AB | R | H | TB | 2B | 3B | HR | RBI | SH | SF | HP | BB | IBB | SO | SB | CS | DP | E | SLG | OBP | |
|---------------|-------------|----------|-----------|-----------|-----------|-----------|----------|----------|----------|----------|----------|----------|----------|----------|----------|-----------|----------|----------|----------|----------|-------------|-------------|------|
| Armas | .545 | 3 | 11 | 1 | 6 | 8 | 2 | 0 | 0 | 3 | 0 | 0 | 0 | 1 | 0 | 1 | 0 | 0 | 0 | 0 | 1 | .727 | .583 |
| Bosetti | — | 1 | 0 | 0 | 0 | 0 | 0 | 0 | 0 | 0 | 0 | 0 | 0 | 0 | 0 | 0 | 0 | 0 | 0 | 0 | — | — | |
| Drumright | .250 | 1 | 4 | 0 | 1 | 1 | 0 | 0 | 0 | 0 | 0 | 0 | 0 | 0 | 0 | 0 | 0 | 0 | 1 | 0 | .250 | .250 | |
| Gross | .400 | 2 | 5 | 1 | 2 | 5 | 0 | 0 | 1 | 3 | 0 | 0 | 0 | 0 | 0 | 0 | 0 | 0 | 0 | 0 | 1.000 | .400 | |
| Heath | .000 | 2 | 8 | 0 | 0 | 0 | 0 | 0 | 0 | 0 | 0 | 0 | 0 | 0 | 0 | 1 | 0 | 0 | 0 | 0 | .000 | .000 | |
| Henderson | .182 | 3 | 11 | 3 | 2 | 2 | 0 | 0 | 0 | 0 | 0 | 0 | 2 | 0 | 0 | 2 | 0 | 0 | 0 | 0 | .182 | .308 | |
| Johnson | .286 | 2 | 7 | 0 | 2 | 3 | 1 | 0 | 0 | 1 | 0 | 0 | 0 | 0 | 1 | 0 | 0 | 0 | 0 | 0 | .429 | .286 | |
| Klutts | .143 | 2 | 7 | 0 | 1 | 1 | 0 | 0 | 0 | 0 | 1 | 0 | 0 | 0 | 0 | 1 | 0 | 0 | 0 | 0 | .143 | .143 | |
| McKay | .273 | 3 | 11 | 1 | 3 | 6 | 0 | 0 | 1 | 1 | 0 | 0 | 1 | 0 | 1 | 0 | 0 | 0 | 0 | 1 | .545 | .333 | |
| Moore | .000 | 2 | 8 | 0 | 0 | 0 | 0 | 0 | 0 | 0 | 0 | 0 | 0 | 0 | 0 | 2 | 0 | 0 | 0 | 0 | .000 | .000 | |
| Murphy | .545 | 3 | 11 | 4 | 6 | 10 | 1 | 0 | 1 | 2 | 0 | 0 | 0 | 1 | 0 | 1 | 0 | 1 | 0 | 0 | .909 | .583 | |
| Newman | .000 | 1 | 3 | 0 | 0 | 0 | 0 | 0 | 0 | 0 | 1 | 0 | 0 | 0 | 0 | 1 | 0 | 0 | 0 | 0 | .000 | .000 | |
| Picciolo | .333 | 1 | 3 | 0 | 1 | 1 | 0 | 0 | 0 | 0 | 0 | 0 | 0 | 0 | 0 | 0 | 0 | 0 | 0 | 0 | .333 | .333 | |
| Spencer | .250 | 1 | 4 | 0 | 1 | 2 | 1 | 0 | 0 | 0 | 0 | 0 | 0 | 0 | 0 | 0 | 0 | 0 | 0 | 0 | .500 | .250 | |
| Stanley | .000 | 3 | 6 | 0 | 0 | 0 | 0 | 0 | 0 | 0 | 0 | 0 | 1 | 0 | 1 | 0 | 0 | 0 | 0 | 0 | .000 | .143 | |
| pitchers | — | 0 | 0 | 0 | 0 | 0 | 0 | 0 | 0 | 0 | 0 | 0 | 0 | 0 | 0 | 0 | 0 | 0 | 0 | 1 | — | — | |
| Totals | .253 | 3 | 99 | 10 | 25 | 39 | 5 | 0 | 3 | 9 | 3 | 0 | 0 | 6 | 0 | 10 | 2 | 1 | 1 | 3 | .394 | .295 | |

| PITCHER | W | L | ERA | G | GS | CG | GF | SHO | SV | IP | H | R | ER | HR | HB | BB | IBB | SO | WP | BK | AVG |
|---------------|----------|----------|-------------|----------|----------|----------|----------|----------|----------|-------------|-----------|----------|----------|----------|----------|----------|----------|-----------|----------|----------|-------------|
| Beard | 0 | 0 | 0.00 | 1 | 0 | 0 | 1 | 0 | 1 | 1.1 | 0 | 0 | 0 | 0 | 0 | 0 | 0 | 2 | 0 | 0 | .000 |
| Langford | 1 | 0 | 1.23 | 1 | 1 | 0 | 0 | 0 | 0 | 7.1 | 10 | 1 | 1 | 0 | 0 | 0 | 0 | 3 | 0 | 0 | .333 |
| McCatty | 1 | 0 | 1.00 | 1 | 1 | 1 | 0 | 0 | 0 | 9.0 | 6 | 1 | 1 | 0 | 0 | 4 | 0 | 3 | 0 | 0 | .188 |
| Norris | 1 | 0 | 0.00 | 1 | 1 | 1 | 0 | 1 | 0 | 9.0 | 4 | 0 | 0 | 0 | 0 | 3 | 0 | 2 | 0 | 0 | .129 |
| Underwood | 0 | 0 | 0.00 | 1 | 0 | 0 | 0 | 0 | 0 | 0.1 | 0 | 0 | 0 | 0 | 0 | 0 | 0 | 1 | 0 | 0 | .000 |
| Totals | 3 | 0 | 0.67 | 3 | 3 | 2 | 1 | 1 | 1 | 27.0 | 20 | 2 | 2 | 0 | 0 | 7 | 0 | 11 | 0 | 0 | .204 |

Game 1 — October 6
Oakland 4, Kansas City 0

| Oakland | ab | r | h | bi |
|---------------|-----------|----------|----------|----------|
| Henderson lf | 4 | 0 | 0 | 0 |
| Murphy cf | 3 | 2 | 2 | 1 |
| Drumright dh | 4 | 0 | 1 | 0 |
| Armas rf | 4 | 1 | 1 | 0 |
| Gross 3b | 4 | 1 | 2 | 3 |
| Spencer 1b | 4 | 0 | 1 | 0 |
| Heath c | 4 | 0 | 0 | 0 |
| McKay 2b | 4 | 0 | 1 | 0 |
| Stanley ss | 4 | 0 | 0 | 0 |
| Totals | 35 | 4 | 8 | 4 |

| Kansas City | ab | r | h | bi |
|---------------|-----------|----------|----------|----------|
| Wilson lf | 4 | 0 | 1 | 0 |
| White 2b | 3 | 0 | 0 | 0 |
| Brett 3b | 4 | 0 | 0 | 0 |
| Aikens 1b | 4 | 0 | 1 | 0 |
| Otis cf | 4 | 0 | 0 | 0 |
| McRae dh | 4 | 0 | 0 | 0 |
| Hurdle rf | 3 | 0 | 1 | 0 |
| Wathan c | 2 | 0 | 0 | 0 |
| Washington ss | 3 | 0 | 1 | 0 |
| Totals | 31 | 0 | 4 | 0 |

| | | | | | | |
|-------------|-----|-----|-----|---|---|---|
| Oakland | 000 | 300 | 010 | 4 | 8 | 2 |
| Kansas City | 000 | 000 | 000 | 0 | 4 | 1 |

E — Norris, Brett, McKay. **DP** — Oakland 2, Kansas City 1. **LOB** — Oakland 5, Kansas City 7. **2B** — Spencer. **HR** — Gross, Murphy.

| Oakland | ip | h | r | er | bb | so |
|-------------|-----|---|---|----|----|----|
| Norris (W) | 9.0 | 4 | 0 | 0 | 3 | 2 |
| Kansas City | ip | h | r | er | bb | so |
| Leonard (L) | 8.0 | 7 | 4 | 1 | 1 | 3 |
| Martin | 1.0 | 1 | 0 | 0 | 0 | 0 |

T — 2:35. **A** — 40,592

Umpires — Maloney, Brinkman, Palermo, Denkinger, Evans, McKean.

Game 2 — October 7
Oakland 2, Kansas City 1

| Oakland | ab | r | h | bi |
|---------------|-----------|----------|-----------|----------|
| Henderson lf | 5 | 0 | 0 | 0 |
| Murphy cf | 4 | 2 | 2 | 0 |
| Johnson dh | 3 | 0 | 1 | 0 |
| Armas rf | 4 | 0 | 4 | 2 |
| Bosetti pr-rf | 0 | 0 | 0 | 0 |
| Kluttz 3b | 3 | 0 | 1 | 0 |
| Moore 1b | 4 | 0 | 0 | 0 |
| McKay 2b | 4 | 0 | 1 | 0 |
| Newman c | 3 | 0 | 0 | 0 |
| Picciolo ss | 3 | 0 | 1 | 0 |
| Gross ph | 1 | 0 | 0 | 0 |
| Stanley ss | 0 | 0 | 0 | 0 |
| Totals | 34 | 2 | 10 | 2 |

| Kansas City | ab | r | h | bi |
|---------------|-----------|----------|----------|----------|
| Wilson lf | 5 | 0 | 1 | 1 |
| White 2b | 4 | 0 | 0 | 0 |
| Brett 3b | 4 | 0 | 1 | 0 |
| Aikens 1b | 1 | 0 | 0 | 0 |
| Geronomo pr | 0 | 0 | 0 | 0 |
| May 1b | 0 | 0 | 0 | 0 |
| Otis cf | 4 | 0 | 0 | 0 |
| McRae dh | 3 | 0 | 0 | 0 |
| Hurdle rf | 4 | 0 | 1 | 0 |
| Wathan c | 4 | 1 | 2 | 0 |
| Washington ss | 3 | 0 | 1 | 0 |
| Totals | 32 | 1 | 6 | 1 |

| | | | | | | |
|-------------|-----|-----|-----|---|----|---|
| Oakland | 100 | 000 | 010 | 2 | 10 | 1 |
| Kansas City | 000 | 010 | 000 | 1 | 6 | 0 |

E — Armas. **LOB** — Oakland 8, Kansas City 9. **2B** — Johnson, Armas 2. **SB** — Henderson. **S** — Kluttz, Washington, Johnson, Newman.

| Oakland | ip | h | r | er | bb | so |
|-------------|-----|---|---|----|----|----|
| McCatty (W) | 9.0 | 6 | 1 | 1 | 4 | 3 |
| Boston | ip | h | r | er | bb | so |
| Jones (L) | 8.0 | 9 | 2 | 2 | 0 | 2 |
| Quisenberry | 1.0 | 1 | 0 | 0 | 0 | 0 |

T — 2:50. **A** — 40,274

Umpires — Brinkman, Palermo, Denkinger, Evans, McKean, Maloney.

Game 3 — October 9
Oakland 4, Kansas City 1

| Kansas City | ab | r | h | bi |
|---------------|-----------|----------|-----------|----------|
| Wilson lf | 4 | 0 | 2 | 0 |
| White 2b | 4 | 1 | 2 | 0 |
| Brett 3b | 4 | 0 | 1 | 0 |
| Aikens 1b | 4 | 0 | 2 | 0 |
| Otis cf | 4 | 0 | 0 | 1 |
| McRae dh | 4 | 0 | 1 | 0 |
| Hurdle rf | 4 | 0 | 1 | 0 |
| Wathan c | 4 | 0 | 1 | 0 |
| Washington ss | 3 | 0 | 0 | 0 |
| Totals | 35 | 1 | 10 | 1 |

| Oakland | ab | r | h | bi |
|---------------|-----------|----------|----------|----------|
| Henderson lf | 2 | 3 | 2 | 0 |
| Murphy cf | 4 | 0 | 2 | 1 |
| Johnson dh | 4 | 0 | 1 | 0 |
| Armas rf | 3 | 0 | 1 | 1 |
| Kluttz 3b | 4 | 0 | 0 | 0 |
| Moore 1b | 4 | 0 | 0 | 0 |
| Heath c | 4 | 0 | 0 | 0 |
| McKay 2b | 3 | 1 | 1 | 1 |
| Stanley ss | 2 | 0 | 0 | 0 |
| Totals | 30 | 4 | 7 | 3 |

| | | | | | | |
|-------------|-----|-----|-----|---|----|---|
| Kansas City | 000 | 100 | 000 | 1 | 10 | 3 |
| Oakland | 101 | 200 | 00x | 4 | 7 | 0 |

E — Washington, White, Wathan. **DP** — Oakland 1. **LOB** — Kansas City 7, Oakland 7. **2B** — McRae, Murphy. **HR** — McKay. **SB** — Henderson.

| Kansas City | ip | h | r | er | bb | so |
|--------------|-----|----|---|----|----|----|
| Gura (L) | 3.2 | 7 | 4 | 3 | 3 | 3 |
| Martin | 4.1 | 0 | 0 | 0 | 2 | 2 |
| Oakland | ip | h | r | er | bb | so |
| Langford (W) | 7.1 | 10 | 1 | 1 | 0 | 3 |
| Underwood | 0.1 | 0 | 0 | 0 | 0 | 1 |
| Beard (S) | 1.1 | 0 | 0 | 0 | 0 | 2 |

T — 2:59. **A** — 40,002

Umpires — Palermo, Denkinger, Evans, McKean, Maloney, Brinkman.

1981 ALCS

The A's are swept by the New York Yankees in three games in their first ALCS appearance in seven years. The A's are outscored 20-4 in the three-game set, compiling a .222 batting average while allowing a 6.84 ERA. Rickey Henderson provides most of the offense as he is 4 for 11 with two doubles, a triple, an RBI and two stolen bases.

The Yankees scored three times in the first inning off A's starter Mike Norris in Game 1 en route to a 3-1 victory. Dwayne Murphy drives in Rob Picciolo with the A's lone run in the first inning. The A's take a 3-1 lead in Game 2 before New York scores seven times in the bottom of the fourth inning to take an 8-3 lead. Steve McCatty takes the loss, allowing five runs on six hits in 3 1/3 innings and all five A's pitchers allow at least one run. The Yankees then clinch the series with a 4-0 victory in Game 3 as Dave Righetti, Ron Davis and Rich Gossage combine to blank the A's on five hits.

FINAL STATISTICS

| PLAYER | AVG | G | AB | R | H | TB | 2B | 3B | HR | RBI | SH | SF | HP | BB | IBB | SO | SB | CS | DP | E | SLG | OBP |
|---------------|-------------|----------|-----------|----------|-----------|-----------|----------|----------|----------|----------|----------|----------|----------|----------|----------|-----------|----------|----------|----------|----------|-------------|-------------|
| Armas | .167 | 3 | 12 | 0 | 2 | 2 | 0 | 0 | 0 | 0 | 0 | 0 | 0 | 0 | 0 | 5 | 0 | 0 | 1 | 0 | .167 | .167 |
| Bosetti | .250 | 2 | 4 | 1 | 1 | 2 | 1 | 0 | 0 | 0 | 0 | 0 | 0 | 0 | 0 | 1 | 0 | 0 | 0 | 0 | .500 | .250 |
| Davis | 1.000 | 1 | 1 | 0 | 1 | 1 | 0 | 0 | 0 | 0 | 0 | 0 | 0 | 0 | 0 | 0 | 0 | 0 | 0 | 0 | 1.000 | 1.000 |
| Drumright | .000 | 3 | 4 | 0 | 0 | 0 | 0 | 0 | 0 | 0 | 0 | 0 | 0 | 1 | 1 | 0 | 0 | 0 | 0 | 0 | .000 | .200 |
| Gross | .000 | 3 | 5 | 0 | 0 | 0 | 0 | 0 | 0 | 0 | 0 | 0 | 0 | 0 | 0 | 0 | 0 | 0 | 0 | 0 | .000 | .000 |
| Heath | .333 | 3 | 6 | 1 | 2 | 2 | 0 | 0 | 0 | 0 | 0 | 0 | 0 | 0 | 0 | 1 | 0 | 0 | 0 | 0 | .333 | .333 |
| Henderson | .364 | 3 | 11 | 0 | 4 | 8 | 2 | 1 | 0 | 1 | 0 | 0 | 0 | 1 | 0 | 2 | 2 | 0 | 1 | 1 | .727 | .417 |
| Johnson | .000 | 2 | 6 | 0 | 0 | 0 | 0 | 0 | 0 | 0 | 0 | 0 | 0 | 2 | 0 | 2 | 0 | 0 | 0 | 0 | .000 | .250 |
| Klutts | .429 | 3 | 7 | 1 | 3 | 3 | 0 | 0 | 0 | 0 | 0 | 0 | 0 | 0 | 0 | 1 | 0 | 0 | 0 | 1 | .429 | .429 |
| McKay | .273 | 3 | 11 | 0 | 3 | 3 | 0 | 0 | 0 | 1 | 0 | 0 | 0 | 0 | 0 | 2 | 0 | 0 | 1 | 1 | .273 | .273 |
| Moore | .250 | 3 | 8 | 0 | 2 | 2 | 0 | 0 | 0 | 0 | 0 | 0 | 0 | 0 | 0 | 1 | 0 | 0 | 1 | 0 | .250 | .250 |
| Murphy | .250 | 3 | 8 | 0 | 2 | 3 | 1 | 0 | 0 | 1 | 0 | 0 | 0 | 2 | 0 | 3 | 0 | 0 | 1 | 0 | .375 | .400 |
| Newman | .000 | 2 | 5 | 0 | 0 | 0 | 0 | 0 | 0 | 0 | 0 | 0 | 0 | 0 | 0 | 2 | 0 | 0 | 1 | 0 | .000 | .000 |
| Picciolo | .200 | 2 | 5 | 1 | 1 | 1 | 0 | 0 | 0 | 0 | 0 | 0 | 0 | 0 | 0 | 2 | 0 | 0 | 0 | 1 | .200 | .200 |
| Spencer | .000 | 2 | 3 | 0 | 0 | 0 | 0 | 0 | 0 | 0 | 0 | 0 | 0 | 0 | 0 | 0 | 0 | 0 | 0 | 0 | .000 | .000 |
| Stanley | .333 | 2 | 3 | 0 | 1 | 1 | 0 | 0 | 0 | 1 | 0 | 0 | 0 | 0 | 0 | 1 | 0 | 0 | 0 | 0 | .333 | .333 |
| Totals | .222 | 3 | 99 | 4 | 22 | 28 | 4 | 1 | 0 | 4 | 0 | 0 | 0 | 6 | 1 | 23 | 2 | 0 | 6 | 4 | .283 | .267 |

| PITCHER | W | L | ERA | G | GS | CG | GF | SHO | SV | IP | H | R | ER | HR | HB | BB | IBB | SO | WP | BK | AVG |
|--------------------|----------|----------|-------------|----------|----------|----------|----------|----------|----------|-------------|-----------|-----------|-----------|----------|----------|-----------|----------|-----------|----------|----------|-------------|
| Beard | 0 | 0 | 40.50 | 1 | 0 | 0 | 0 | 0 | 0 | 0.2 | 5 | 3 | 3 | 1 | 0 | 0 | 0 | 0 | 0 | 0 | .714 |
| Jones | 0 | 0 | 4.50 | 1 | 0 | 0 | 0 | 0 | 0 | 2.0 | 2 | 1 | 1 | 0 | 1 | 1 | 0 | 0 | 0 | 0 | .250 |
| Keough | 0 | 1 | 1.08 | 1 | 1 | 0 | 0 | 0 | 0 | 8.1 | 7 | 2 | 1 | 1 | 0 | 6 | 0 | 4 | 1 | 0 | .219 |
| Kingman | 0 | 0 | 81.00 | 1 | 0 | 0 | 0 | 0 | 0 | 0.1 | 3 | 3 | 3 | 0 | 0 | 0 | 0 | 0 | 0 | 0 | .750 |
| McCatty | 0 | 1 | 13.50 | 1 | 1 | 0 | 0 | 0 | 0 | 3.1 | 6 | 5 | 5 | 0 | 1 | 2 | 0 | 2 | 0 | 0 | .375 |
| Norris | 0 | 1 | 3.68 | 1 | 1 | 0 | 0 | 0 | 0 | 7.1 | 6 | 3 | 3 | 0 | 0 | 2 | 0 | 4 | 0 | 0 | .222 |
| Owchinko | 0 | 0 | 5.40 | 1 | 0 | 0 | 1 | 0 | 0 | 1.2 | 3 | 1 | 1 | 1 | 0 | 0 | 0 | 0 | 0 | 0 | .429 |
| Underwood | 0 | 0 | 13.50 | 2 | 0 | 0 | 2 | 0 | 0 | 1.1 | 4 | 2 | 2 | 0 | 0 | 2 | 0 | 0 | 0 | 0 | .667 |
| Team Totals | 0 | 3 | 6.84 | 3 | 3 | 0 | 3 | 0 | 0 | 25.0 | 36 | 20 | 19 | 3 | 2 | 13 | 0 | 10 | 1 | 0 | .336 |

Game 1 — October 13
New York 3, Oakland 1

Game 2 — October 14
New York 13, Oakland 3

Game 3 — October 15
New York 4, Oakland 0

| Oakland | ab | r | h | bi |
|---------------|-----------|----------|----------|----------|
| Henderson lf | 4 | 0 | 2 | 0 |
| Murphy cf | 2 | 0 | 0 | 1 |
| Johnson dh | 3 | 0 | 0 | 0 |
| Armas rf | 4 | 0 | 1 | 0 |
| Kluttz 3b | 3 | 0 | 2 | 0 |
| Gross ph-3b | 1 | 0 | 0 | 0 |
| Moore 1b | 4 | 0 | 0 | 0 |
| Newman c | 2 | 0 | 0 | 0 |
| Drumright ph | 1 | 0 | 0 | 0 |
| Heath c | 1 | 0 | 0 | 0 |
| McKay 2b | 4 | 0 | 0 | 0 |
| Picciolo ss | 3 | 1 | 1 | 0 |
| Totals | 32 | 1 | 6 | 1 |

| New York | ab | r | h | bi |
|----------------|-----------|----------|----------|----------|
| Mumphrey cf | 4 | 0 | 1 | 0 |
| Milbourne ss | 4 | 1 | 3 | 0 |
| Winfield lf | 3 | 0 | 0 | 0 |
| Jackson rf | 3 | 1 | 0 | 0 |
| Gamble dh | 2 | 1 | 0 | 0 |
| Piniella ph-dh | 1 | 0 | 1 | 0 |
| Nettles 3b | 3 | 0 | 1 | 3 |
| Watson 1b | 3 | 0 | 1 | 0 |
| Brown pr | 0 | 0 | 0 | 0 |
| Revering 1b | 1 | 0 | 0 | 0 |
| Cerone c | 2 | 0 | 0 | 0 |
| Randolph 2b | 3 | 0 | 0 | 0 |
| Totals | 29 | 3 | 7 | 3 |

| | | | | | | |
|----------|-----|-----|-----|---|---|---|
| Oakland | 000 | 010 | 000 | 1 | 6 | 1 |
| New York | 300 | 000 | 00x | 3 | 7 | 1 |

E – Nettles, Henderson. **DP** – New York 2. **LOB** – Oakland 7, New York 7. **2B** – Nettles, Henderson 2. **SB** – Jackson. **S** – Cerone.

| Oakland | ip | h | r | er | bb | so |
|--------------|-----|---|---|----|----|----|
| Norris (L) | 7.1 | 6 | 3 | 3 | 2 | 4 |
| Underwood | 0.2 | 1 | 0 | 0 | 2 | 0 |
| New York | ip | h | r | er | bb | so |
| John (W) | 6.0 | 6 | 1 | 1 | 1 | 3 |
| Davis | 1.1 | 0 | 0 | 0 | 2 | 3 |
| Gossage (Sv) | 1.2 | 0 | 0 | 0 | 0 | 0 |

T – 2:52. **A** – 55,740

Umpires – Bremigan, Goetz, Neudecker, Springstead, Merrill and Voltaggio.

| Oakland | ab | r | h | bi |
|-----------------|-----------|----------|-----------|----------|
| Henderson lf | 5 | 0 | 1 | 1 |
| Murphy cf | 5 | 0 | 2 | 0 |
| Moore 1b | 2 | 0 | 0 | 0 |
| Spencer ph-1b | 2 | 0 | 0 | 0 |
| Armas rf | 4 | 0 | 0 | 0 |
| Kluttz 3b | 2 | 1 | 1 | 0 |
| Gross ph-3b | 2 | 0 | 0 | 0 |
| Heath c | 4 | 1 | 2 | 0 |
| McKay 2b | 4 | 0 | 2 | 1 |
| Bosetti dh | 1 | 1 | 1 | 0 |
| Drumright ph-dh | 2 | 0 | 0 | 0 |
| Stanley ss | 3 | 0 | 1 | 1 |
| Davis ph | 1 | 0 | 1 | 0 |
| Totals | 37 | 3 | 11 | 3 |

| New York | ab | r | h | bi |
|-----------------|-----------|-----------|-----------|-----------|
| Mumphrey cf | 5 | 2 | 4 | 0 |
| Milbourne ss | 5 | 2 | 2 | 1 |
| Robertson ph-ss | 1 | 0 | 0 | 0 |
| Winfield lf | 5 | 2 | 2 | 2 |
| Jackson rf | 1 | 0 | 0 | 1 |
| Piniella rf | 3 | 1 | 1 | 3 |
| Brown rf | 1 | 1 | 1 | 0 |
| Gamble dh | 3 | 1 | 1 | 1 |
| Nettles 3b | 4 | 2 | 4 | 3 |
| Rodriguez 3b | 0 | 0 | 0 | 0 |
| Watson 1b | 4 | 0 | 1 | 1 |
| Revering 1b | 1 | 0 | 1 | 0 |
| Cerone c | 4 | 1 | 0 | 0 |
| Foote c | 0 | 0 | 0 | 0 |
| Randolph 2b | 5 | 1 | 2 | 1 |
| Totals | 42 | 13 | 19 | 13 |

| | | | | | | |
|----------|-----|-----|-----|----|----|---|
| Oakland | 001 | 200 | 000 | 3 | 11 | 1 |
| New York | 100 | 701 | 40x | 13 | 19 | 0 |

E – Kluttz. **DP** – New York 2. **LOB** – Oakland 8, New York 11. **2B** – Mumphrey, Bosetti, Winfield, Murphy. **3B** – Henderson. **HR** – Piniella, Nettles. **SB** – Winfield. **SF** – Gamble.

| Oakland | ip | h | r | er | bb | so |
|-------------|-----|---|---|----|----|----|
| McCatty (L) | 3.1 | 6 | 5 | 5 | 2 | 2 |
| Beard | 0.2 | 5 | 3 | 3 | 0 | 0 |
| Jones | 2.0 | 2 | 1 | 1 | 1 | 0 |
| Kingman | 0.1 | 3 | 3 | 3 | 0 | 0 |
| Owchinko | 1.2 | 3 | 1 | 1 | 0 | 0 |
| New York | ip | h | r | er | bb | so |
| May | 3.1 | 6 | 3 | 3 | 0 | 5 |
| Frazier (W) | 5.2 | 5 | 0 | 0 | 1 | 5 |

WP – Frazier. **PB** – Cerone. **HBP** – by McCatty (Cerone), by Jones (Nettles).

T – 3:08. **A** – 48,497

Umpires – Goetz, Neudecker, Springstead, Merrill, Voltaggio and Bremigan.

| New York | ab | r | h | bi |
|----------------|-----------|----------|-----------|----------|
| Mumphrey cf | 3 | 0 | 1 | 0 |
| Milbourne ss | 4 | 1 | 1 | 0 |
| Winfield lf | 5 | 0 | 0 | 0 |
| Murcer dh | 3 | 0 | 1 | 0 |
| Piniella ph-dh | 1 | 1 | 1 | 0 |
| Gamble rf | 1 | 0 | 0 | 0 |
| Foote ph | 1 | 0 | 1 | 0 |
| Brown pr-rf | 0 | 1 | 0 | 0 |
| Nettles 3b | 5 | 0 | 1 | 3 |
| Watson 1b | 5 | 0 | 1 | 0 |
| Cerone c | 4 | 0 | 1 | 0 |
| Randolph 2b | 4 | 1 | 2 | 1 |
| Totals | 36 | 4 | 10 | 4 |

| Oakland | ab | r | h | bi |
|---------------|-----------|----------|----------|----------|
| Henderson lf | 2 | 0 | 1 | 0 |
| Heath lf | 1 | 0 | 0 | 0 |
| Murphy cf | 1 | 0 | 0 | 0 |
| Bosetti ph-cf | 3 | 0 | 0 | 0 |
| Johnson dh | 3 | 0 | 0 | 0 |
| Armas rf | 4 | 0 | 1 | 0 |
| Kluttz 3b | 2 | 0 | 0 | 0 |
| Gross ph-3b | 2 | 0 | 0 | 0 |
| Moore 1b | 2 | 0 | 2 | 0 |
| Spencer ph-1b | 1 | 0 | 0 | 0 |
| McKay 2b | 3 | 0 | 1 | 0 |
| Newman c | 3 | 0 | 0 | 0 |
| Picciolo ss | 2 | 0 | 0 | 0 |
| Drumright ph | 1 | 0 | 0 | 0 |
| Stanley ss | 0 | 0 | 0 | 0 |
| Totals | 30 | 0 | 5 | 0 |

| | | | | | | |
|----------|-----|-----|-----|---|----|---|
| New York | 000 | 001 | 003 | 4 | 10 | 0 |
| Oakland | 000 | 000 | 000 | 0 | 5 | 2 |

E – Picciolo, McKay. **DP** – New York 2, Oakland 1. **LOB** – New York 12, Oakland 5. **2B** – Nettles. **HR** – Randolph. **SB** – Henderson 2. **S** – Milbourne.

| New York | ip | h | r | er | bb | so |
|--------------|-----|---|---|----|----|----|
| Righetti (W) | 6.0 | 4 | 0 | 0 | 2 | 4 |
| Davis | 2.0 | 0 | 0 | 0 | 0 | 1 |
| Gossage | 1.0 | 1 | 0 | 0 | 0 | 2 |
| Oakland | ip | h | r | er | bb | so |
| Keough (L) | 8.1 | 7 | 2 | 1 | 6 | 4 |
| Underwood | 0.2 | 3 | 2 | 2 | 0 | 0 |

WP – Keough.

T – 3:19. **A** – 47,302

Umpires – Neudecker, Springstead, Merrill, Voltaggio, Bremigan and Goetz.

1988 ALCS

The A's sweep the Boston Red Sox in four games to win their first American League pennant in 14 years. The A's hit .299 in the series and the pitching staff posts a 2.00 ERA while holding the Red Sox to a .206 batting average. Dennis Eckersley was named ALCS MVP after saving all four games and the bullpen recorded three of the wins. Dave Henderson hit .375 and Jose Canseco hit three of the A's seven home runs.

Jose Canseco homers in the fourth inning of Game 1 but Dave Henderson provides the game winning single in the eighth inning in the A's 2-1 victory. Game 2 is a scoreless tie until the Red Sox score twice in the sixth off Storm Davis but Jose Canseco hit a two-run home run and Mark McGwire added a RBI single in the seventh to give the A's a 3-2 lead. After the Red Sox tie the game, Walt Weiss has the game winning RBI single in the ninth. The A's outscore the Red Sox 10-6 in Game 3 as Carney Lansford, McGwire and Ron Hassey have three hits each while Hassey drives in three runs. The A's clinch the series with a 4-1 win in Game 4 as Dave Stewart allows a run in seven innings for the win. Jose Canseco homered in the first and Dave Henderson had a RBI single in the third before the A's score two insurance runs in the eighth.

FINAL STATISTICS

| PLAYER | AVG | G | AB | R | H | TB | 2B | 3B | HR | RBI | SH | SF | HP | BB | IBB | SO | SB | CS | DP | E | SLG | OBP |
|---------------|-------------|----------|------------|-----------|-----------|-----------|----------|----------|----------|-----------|----------|----------|----------|-----------|----------|-----------|----------|----------|----------|----------|-------------|-------------|
| Baylor | .000 | 2 | 6 | 0 | 0 | 0 | 0 | 0 | 0 | 1 | 0 | 1 | 0 | 1 | 0 | 2 | 0 | 0 | 0 | 0 | .000 | .125 |
| Canseco | .313 | 4 | 16 | 4 | 5 | 15 | 1 | 0 | 3 | 4 | 0 | 0 | 0 | 1 | 0 | 2 | 1 | 1 | 1 | 0 | .938 | .353 |
| Gallego | .083 | 4 | 12 | 1 | 1 | 1 | 0 | 0 | 0 | 0 | 0 | 0 | 0 | 0 | 0 | 3 | 0 | 0 | 0 | 0 | .083 | .083 |
| Hassey | .500 | 4 | 8 | 2 | 4 | 8 | 1 | 0 | 1 | 3 | 0 | 0 | 0 | 1 | 1 | 1 | 0 | 0 | 0 | 0 | 1.000 | .556 |
| Henderson | .375 | 4 | 16 | 2 | 6 | 10 | 1 | 0 | 1 | 4 | 0 | 0 | 0 | 1 | 0 | 7 | 0 | 0 | 0 | 2 | .625 | .412 |
| Javier | .500 | 2 | 4 | 0 | 2 | 2 | 0 | 0 | 0 | 1 | 0 | 0 | 0 | 1 | 1 | 0 | 0 | 0 | 0 | 0 | .500 | .600 |
| Lansford | .294 | 4 | 17 | 4 | 5 | 9 | 1 | 0 | 1 | 2 | 0 | 0 | 0 | 0 | 0 | 2 | 0 | 1 | 0 | 0 | .529 | .294 |
| McGwire | .333 | 4 | 15 | 4 | 5 | 8 | 0 | 0 | 1 | 3 | 0 | 0 | 0 | 1 | 1 | 5 | 0 | 0 | 0 | 0 | .533 | .375 |
| Parker | .250 | 3 | 12 | 1 | 3 | 4 | 1 | 0 | 0 | 0 | 0 | 0 | 0 | 0 | 0 | 4 | 0 | 0 | 0 | 1 | .333 | .250 |
| Phillips | .286 | 2 | 7 | 0 | 2 | 3 | 1 | 0 | 0 | 0 | 0 | 0 | 0 | 1 | 0 | 3 | 0 | 0 | 0 | 0 | .429 | .375 |
| Polonia | .400 | 3 | 5 | 0 | 2 | 2 | 0 | 0 | 0 | 0 | 0 | 0 | 0 | 1 | 0 | 2 | 0 | 1 | 0 | 0 | .400 | .500 |
| Steinbach | .250 | 2 | 4 | 0 | 1 | 1 | 0 | 0 | 0 | 0 | 0 | 0 | 0 | 2 | 0 | 0 | 0 | 0 | 0 | 0 | .250 | .500 |
| Weiss | .333 | 4 | 15 | 2 | 5 | 7 | 2 | 0 | 0 | 2 | 0 | 0 | 0 | 0 | 0 | 4 | 0 | 0 | 0 | 0 | .467 | .333 |
| Totals | .299 | 4 | 137 | 20 | 41 | 70 | 8 | 0 | 7 | 20 | 0 | 1 | 0 | 10 | 3 | 35 | 1 | 3 | 1 | 3 | .511 | .345 |

| PITCHER | W | L | ERA | G | GS | CG | GF | SHO | SV | IP | H | R | ER | HR | HB | BB | IBB | SO | WP | BK | AVG |
|---------------|----------|----------|-------------|----------|----------|----------|----------|----------|----------|-------------|-----------|-----------|----------|----------|----------|-----------|----------|-----------|----------|----------|-------------|
| Cadaret | 0 | 0 | 27.00 | 1 | 0 | 0 | 0 | 0 | 0 | 0.1 | 1 | 1 | 1 | 1 | 0 | 0 | 0 | 0 | 0 | 0 | .500 |
| Davis | 0 | 0 | 0.00 | 1 | 1 | 0 | 0 | 0 | 0 | 6.1 | 2 | 2 | 0 | 0 | 0 | 5 | 0 | 4 | 1 | 0 | .100 |
| Eckersley | 0 | 0 | 0.00 | 4 | 0 | 0 | 4 | 0 | 4 | 6.0 | 1 | 0 | 0 | 0 | 0 | 2 | 0 | 5 | 0 | 0 | .053 |
| Honeycutt | 1 | 0 | 0.00 | 3 | 0 | 0 | 0 | 0 | 0 | 2.0 | 0 | 0 | 0 | 0 | 0 | 2 | 0 | 0 | 0 | 0 | .000 |
| Nelson | 2 | 0 | 0.00 | 2 | 0 | 0 | 0 | 0 | 0 | 4.2 | 5 | 0 | 0 | 0 | 0 | 1 | 0 | 0 | 0 | 0 | .294 |
| Plunk | 0 | 0 | 0.00 | 1 | 0 | 0 | 0 | 0 | 0 | 0.1 | 1 | 0 | 0 | 0 | 0 | 0 | 0 | 1 | 0 | 0 | .500 |
| Stewart | 1 | 0 | 1.35 | 2 | 2 | 0 | 0 | 0 | 0 | 13.1 | 9 | 2 | 2 | 0 | 1 | 6 | 0 | 11 | 0 | 0 | .188 |
| Welch | 0 | 0 | 27.00 | 1 | 1 | 0 | 0 | 0 | 0 | 1.2 | 6 | 5 | 5 | 1 | 0 | 2 | 0 | 0 | 0 | 0 | 1.667 |
| Young | 0 | 0 | 0.00 | 1 | 0 | 0 | 0 | 0 | 0 | 1.1 | 1 | 1 | 0 | 0 | 0 | 0 | 0 | 2 | 0 | 0 | .200 |
| Totals | 4 | 0 | 2.00 | 4 | 4 | 0 | 4 | 0 | 4 | 36.0 | 26 | 11 | 8 | 2 | 1 | 18 | 0 | 23 | 1 | 1 | .206 |

Game 1 — October 5
Oakland 2, Boston 1

| Oakland | ab | r | h | bi |
|---------------|-----------|----------|----------|----------|
| Lansford 3b | 4 | 1 | 1 | 0 |
| Henderson cf | 4 | 0 | 2 | 0 |
| Canseco rf | 4 | 1 | 1 | 1 |
| McGwire 1b | 4 | 0 | 0 | 0 |
| Steinbach c | 2 | 0 | 1 | 0 |
| Hassey c | 1 | 0 | 0 | 0 |
| Baylor dh | 3 | 0 | 0 | 0 |
| Polonia pr | 0 | 0 | 0 | 0 |
| Phillips lf | 3 | 0 | 0 | 0 |
| Gallego 2b | 4 | 0 | 0 | 0 |
| Weiss ss | 3 | 0 | 1 | 0 |
| Totals | 32 | 2 | 6 | 2 |

| Boston | ab | r | h | bi |
|---------------|-----------|----------|----------|----------|
| Boggs 3b | 4 | 0 | 1 | 1 |
| Barrett 2b | 4 | 0 | 0 | 0 |
| Evans rf | 4 | 0 | 1 | 0 |
| Greenwell lf | 3 | 0 | 0 | 0 |
| Benzinger 1b | 4 | 0 | 0 | 0 |
| Burks cf | 4 | 0 | 0 | 0 |
| Rice dh | 2 | 0 | 1 | 0 |
| Romine pr | 0 | 1 | 0 | 0 |
| Parrish ph | 1 | 0 | 0 | 0 |
| Reed ss | 2 | 0 | 1 | 0 |
| Gedman c | 3 | 0 | 2 | 0 |
| Romero pr | 0 | 0 | 0 | 0 |
| Totals | 31 | 1 | 6 | 1 |

| | | | | | | |
|---------|-----|-----|-----|---|---|---|
| Oakland | 000 | 100 | 010 | 2 | 6 | 0 |
| Boston | 000 | 000 | 100 | 1 | 6 | 0 |

DP – Oakland 1, Boston 1. **LOB** – Oakland 6, Boston 9. **2B** – Weiss, Evans, Lansford, Reed. **HR** – Canseco. **SF** – Boggs.

| Oakland | ip | h | r | er | bb | so |
|----------------|-----|---|---|----|----|----|
| Stewart | 6.1 | 5 | 1 | 1 | 3 | 6 |
| Honeycutt (W) | 0.2 | 0 | 0 | 0 | 0 | 0 |
| Eckersley (Sv) | 2.0 | 1 | 0 | 0 | 1 | 3 |

| Boston | ip | h | r | er | bb | so |
|-----------|-----|---|---|----|----|----|
| Hurst (L) | 9.0 | 6 | 2 | 2 | 3 | 7 |

PB – Steinbach. **HBP** – by Stewart (Reed).
T – 2:44. **A** – 34,104

Game 2 — October 6
Oakland 4, Boston 3

| Oakland | ab | r | h | bi |
|----------------|-----------|----------|-----------|----------|
| Polonia lf | 5 | 0 | 2 | 0 |
| Gallego 2b | 0 | 0 | 0 | 0 |
| Henderson cf | 3 | 1 | 1 | 0 |
| Canseco rf | 4 | 1 | 1 | 2 |
| Parker dh | 4 | 0 | 1 | 0 |
| Lansford 3b | 4 | 1 | 0 | 0 |
| Hassey c | 4 | 1 | 1 | 0 |
| McGwire 1b | 4 | 0 | 1 | 1 |
| Phillips 2b-1f | 4 | 0 | 2 | 0 |
| Weiss ss | 4 | 0 | 1 | 1 |
| Totals | 36 | 4 | 10 | 4 |

| Boston | ab | r | h | bi |
|---------------|-----------|----------|----------|----------|
| Boggs 3b | 3 | 0 | 0 | 0 |
| Barrett 2b | 4 | 0 | 0 | 0 |
| Evans rf | 3 | 1 | 0 | 0 |
| Greenwell lf | 2 | 1 | 0 | 0 |
| Rice dh | 4 | 0 | 1 | 0 |
| Romine pr | 0 | 0 | 0 | 0 |
| Burks cf | 4 | 0 | 1 | 1 |
| Benzinger 1b | 3 | 0 | 1 | 0 |
| Reed ss | 2 | 0 | 0 | 0 |
| Parrish ph | 1 | 0 | 0 | 0 |
| Gedman c | 4 | 1 | 1 | 1 |
| Totals | 30 | 3 | 4 | 2 |

| | | | | | | |
|---------|-----|-----|-----|---|----|---|
| Oakland | 000 | 000 | 301 | 4 | 10 | 1 |
| Boston | 000 | 002 | 100 | 3 | 4 | 1 |

E – Clemens, Henderson. **DP** – Oakland 1. **LOB** – Oakland 6, Boston 6. **2B** – Phillips. **HR** – Canseco, Gedman. **S** – Reed.

| Oakland | ip | h | r | er | bb | so |
|----------------|-----|---|---|----|----|----|
| Davis | 6.1 | 2 | 2 | 0 | 5 | 4 |
| Cadaret | 0.1 | 1 | 1 | 1 | 0 | 0 |
| Nelson (W) | 1.1 | 1 | 0 | 0 | 0 | 0 |
| Eckersley (Sv) | 1.0 | 0 | 0 | 0 | 0 | 0 |

| Boston | ip | h | r | er | bb | so |
|-----------|-----|---|---|----|----|----|
| Clemens | 7.0 | 6 | 3 | 3 | 0 | 8 |
| Stanley | 0.1 | 1 | 0 | 0 | 1 | 0 |
| Smith (L) | 1.2 | 3 | 1 | 1 | 0 | 1 |

WP – Davis, Clemens. **Balk** – Clemens. **PB** – Gedman.
T – 3:14. **A** – 34,605

Game 3 — October 8
Oakland 10, Boston 6

| Boston | ab | r | h | bi |
|---------------|-----------|----------|-----------|----------|
| Burks cf | 5 | 2 | 2 | 0 |
| Barrett 2b | 4 | 1 | 1 | 0 |
| Boggs 3b | 4 | 2 | 3 | 2 |
| Greenwell lf | 5 | 1 | 2 | 3 |
| Rice dh | 5 | 0 | 0 | 0 |
| Evans rf | 2 | 0 | 1 | 1 |
| Gedman c | 3 | 0 | 2 | 0 |
| Reed ss | 3 | 0 | 1 | 0 |
| Benzinger 1b | 3 | 0 | 0 | 0 |
| Parrish ph-1b | 1 | 0 | 0 | 0 |
| Totals | 35 | 6 | 12 | 6 |

| Oakland | ab | r | h | bi |
|---------------|-----------|-----------|-----------|-----------|
| Lansford 3b | 5 | 2 | 3 | 2 |
| Henderson cf | 5 | 1 | 2 | 2 |
| Canseco rf | 4 | 0 | 0 | 0 |
| Parker dh | 5 | 1 | 1 | 0 |
| McGwire 1b | 4 | 3 | 3 | 1 |
| Hassey c | 3 | 1 | 3 | 3 |
| Javier lf | 3 | 0 | 1 | 1 |
| Gallego 2b | 4 | 1 | 1 | 0 |
| Weiss ss | 4 | 1 | 1 | 1 |
| Totals | 37 | 10 | 15 | 10 |

| | | | | | | |
|---------|-----|-----|-----|----|----|---|
| Boston | 320 | 000 | 100 | 6 | 12 | 0 |
| Oakland | 042 | 010 | 12x | 10 | 15 | 1 |

E – Henderson. **DP** – Boston 1, Oakland 2. **LOB** – Boston 8, Oakland 6. **2B** – Greenwell, Burks, Weiss, Hassey, Parker. **HR** – Greenwell, McGwire, Lansford, Hassey, Henderson. **S** – Barrett. **SF** – Boggs.

| Boston | ip | h | r | er | bb | so |
|---------------|-----|---|---|----|----|----|
| Boddicker (L) | 2.2 | 8 | 6 | 6 | 1 | 2 |
| Gardner | 4.2 | 6 | 3 | 3 | 2 | 8 |
| Stanley | 0.2 | 1 | 1 | 1 | 0 | 0 |

| Oakland | ip | h | r | er | bb | so |
|----------------|-----|---|---|----|----|----|
| Welch | 1.2 | 6 | 5 | 5 | 2 | 0 |
| Nelson (W) | 3.1 | 4 | 0 | 0 | 1 | 0 |
| Young | 1.1 | 1 | 1 | 0 | 0 | 2 |
| Plunk | 0.1 | 1 | 0 | 0 | 0 | 1 |
| Honeycutt | 0.1 | 0 | 0 | 0 | 1 | 0 |
| Eckersley (Sv) | 2.0 | 0 | 0 | 0 | 0 | 2 |

Honeycutt pitched to one batter in the 8th.
Balk – Welch.
T – 3:14. **A** – 49,261

Game 4 — October 9
Oakland 4, Boston 1

| Boston | ab | r | h | bi |
|---------------|-----------|----------|----------|-----------|
| Boggs 3b | 2 | 0 | 1 | 0 |
| Greenwell lf | 4 | 0 | 1 | 0 |
| Rice dh | 2 | 0 | 0 | 1 |
| Owen ph | 0 | 0 | 0 | 0 |
| Evans rf | 3 | 0 | 0 | 0 |
| Benzinger ph | 1 | 0 | 0 | 0 |
| Gedman c | 4 | 0 | 0 | 0 |
| Reed ss | 4 | 0 | 1 | 0 |
| Parrish ph | 3 | 0 | 0 | 0 |
| Totals | 30 | 1 | 4 | 1 |

| Oakland | ab | r | h | bi |
|----------------|-----------|----------|-----------|-----------|
| Lansford 3b | 4 | 0 | 1 | 0 |
| Henderson cf | 4 | 0 | 1 | 1 |
| Canseco rf | 4 | 2 | 3 | 1 |
| McGwire 1b | 3 | 1 | 1 | 1 |
| Parker lf | 3 | 0 | 1 | 0 |
| Javier pr-lf | 1 | 0 | 1 | 0 |
| Steinbach c | 2 | 0 | 0 | 0 |
| Polonia ph | 0 | 0 | 0 | 0 |
| Hassey c | 0 | 0 | 0 | 0 |
| Baylor dh | 3 | 0 | 0 | 1 |
| Gallego 2b | 4 | 0 | 0 | 0 |
| Weiss ss | 4 | 1 | 2 | 0 |
| Totals | 32 | 4 | 10 | 4 |

| | | | | | | |
|---------|-----|-----|-----|---|----|---|
| Boston | 000 | 001 | 000 | 1 | 4 | 0 |
| Oakland | 101 | 000 | 02x | 4 | 10 | 1 |

E – Parker. **DP** – Oakland 1. **LOB** – Boston 7, Oakland 8. **2B** – Henderson, Canseco. **HR** – Canseco. **SB** – Canseco. **SF** – Baylor.

| Boston | ip | h | r | er | bb | so |
|----------------|-----------|----------|----------|-----------|-----------|-----------|
| Hurst (L) | 4.0 | 4 | 2 | 2 | 2 | 5 |
| Smithson | 2.1 | 3 | 0 | 0 | 0 | 1 |
| Smith | 1.2 | 3 | 2 | 2 | 1 | 3 |
| Oakland | ip | h | r | er | bb | so |
| Stewart (W) | 7.0 | 4 | 1 | 1 | 3 | 5 |
| Honeycutt | 1.0 | 0 | 0 | 0 | 1 | 0 |
| Eckersley (Sv) | 1.0 | 0 | 0 | 0 | 1 | 0 |

Stewart pitched to one batter in the 8th.

T – 2:55. **A** – 49,406

1988 WORLD SERIES

The A's return to the World Series for the first time in 14 years when they also met the Dodgers. After winning the series in five games in 1974, the A's lose to the Dodgers in five games in 1988. The A's hit just .177 in the series and are outscored 21-11 in the five games. Jose Canseco collect just one hit in the series but leads the A's with five RBI. Storm Davis loses twice and posts an 11.25 ERA.

Canseco hits a grand slam in the second inning of Game 1 to give the A's a 4-2 lead before Kirk Gibson hits a pinch-hit two-out two-run home run in the bottom of the ninth to lift the Dodgers to a 5-4 win. Orel Hershiser shuts out the A's on three hits in a 6-0 Los Angeles win in Game 2. Davis allows six runs in 3 1/3 innings and Dave Parker has all three of the A's hits. The series moves to Oakland for Game 3 and the A's get their only win of the series when Mark McGwire breaks a 1-1 tie with a one-out home run in the bottom of the ninth. The Dodgers score two runs in the first inning of Game 4 and lead the rest of the way in a 4-3 win. Dave Henderson collects four hits. Hershiser clinched World Series MVP honors by tossing a four-hitter in Game 5 to defeat the A's 5-2.

FINAL STATISTICS

| PLAYER | AVG | G | AB | R | H | TB | 2B | 3B | HR | RBI | SH | SF | HP | BB | IBB | SO | SB | CS | DP | E | SLG | OBP |
|---------------|-------------|----------|------------|-----------|-----------|-----------|----------|----------|----------|-----------|----------|----------|----------|-----------|----------|-----------|----------|----------|----------|----------|-------------|-------------|
| Baylor | .000 | 1 | 1 | 0 | 0 | 0 | 0 | 0 | 0 | 0 | 0 | 0 | 0 | 0 | 0 | 1 | 0 | 0 | 0 | 0 | .000 | .000 |
| Canseco | .053 | 5 | 19 | 1 | 1 | 4 | 0 | 0 | 1 | 5 | 0 | 0 | 1 | 2 | 0 | 5 | 1 | 0 | 0 | 0 | .211 | .182 |
| Davis | .000 | 2 | 1 | 0 | 0 | 0 | 0 | 0 | 0 | 0 | 0 | 0 | 0 | 0 | 0 | 1 | 0 | 0 | 0 | 0 | .000 | .000 |
| Gallego | — | 1 | 0 | 0 | 0 | 0 | 0 | 0 | 0 | 0 | 0 | 0 | 0 | 0 | 0 | 0 | 0 | 0 | 0 | 0 | — | — |
| Hassey | .250 | 5 | 8 | 0 | 2 | 2 | 0 | 0 | 0 | 1 | 0 | 0 | 0 | 3 | 0 | 3 | 0 | 0 | 0 | 0 | .250 | .455 |
| Henderson | .300 | 5 | 20 | 1 | 6 | 8 | 2 | 0 | 0 | 1 | 0 | 0 | 0 | 2 | 0 | 7 | 0 | 0 | 0 | 0 | .400 | .364 |
| Hubbard | .250 | 4 | 12 | 2 | 3 | 3 | 0 | 0 | 0 | 0 | 0 | 0 | 0 | 1 | 0 | 2 | 1 | 0 | 0 | 1 | .250 | .308 |
| Javier | .500 | 3 | 4 | 0 | 2 | 2 | 0 | 0 | 0 | 2 | 0 | 1 | 0 | 0 | 0 | 1 | 0 | 0 | 0 | 0 | .500 | .400 |
| Lansford | .167 | 5 | 18 | 2 | 3 | 3 | 0 | 0 | 0 | 1 | 0 | 0 | 0 | 2 | 0 | 2 | 0 | 0 | 0 | 0 | .167 | .250 |
| McGwire | .059 | 5 | 17 | 1 | 1 | 4 | 0 | 0 | 1 | 1 | 0 | 0 | 0 | 3 | 1 | 4 | 0 | 0 | 2 | 0 | .235 | .200 |
| Parker | .200 | 4 | 15 | 0 | 3 | 3 | 0 | 0 | 0 | 0 | 0 | 0 | 0 | 2 | 0 | 4 | 0 | 0 | 0 | 0 | .200 | .294 |
| Phillips | .250 | 2 | 4 | 1 | 1 | 1 | 0 | 0 | 0 | 0 | 0 | 0 | 0 | 1 | 0 | 2 | 0 | 0 | 0 | 0 | .250 | .400 |
| Polonia | .111 | 3 | 9 | 1 | 1 | 1 | 0 | 0 | 0 | 0 | 0 | 0 | 0 | 0 | 0 | 2 | 0 | 0 | 0 | 0 | .111 | .111 |
| Steinbach | .364 | 3 | 11 | 0 | 4 | 5 | 1 | 0 | 0 | 0 | 0 | 0 | 0 | 0 | 0 | 2 | 0 | 0 | 0 | 0 | .455 | .364 |
| Stewart | .000 | 2 | 3 | 1 | 0 | 0 | 0 | 0 | 0 | 0 | 0 | 0 | 0 | 1 | 0 | 3 | 0 | 0 | 0 | 0 | .000 | .250 |
| Weiss | .063 | 5 | 16 | 1 | 1 | 1 | 0 | 0 | 0 | 1 | 0 | 0 | 0 | 0 | 0 | 2 | 1 | 0 | 0 | 0 | .063 | .063 |
| Totals | .177 | 5 | 158 | 11 | 28 | 37 | 3 | 0 | 2 | 11 | 1 | 1 | 1 | 17 | 1 | 41 | 3 | 0 | 2 | 2 | .234 | .260 |

| PITCHER | W | L | ERA | G | GS | CG | GF | SHO | SV | IP | H | R | ER | HR | HB | BB | IBB | SO | WP | BK | AVG |
|---------------|----------|----------|-------------|----------|----------|----------|----------|----------|----------|-------------|-----------|-----------|-----------|----------|----------|-----------|----------|-----------|----------|----------|-------------|
| Burns | 0 | 0 | 0.00 | 1 | 0 | 0 | 1 | 0 | 0 | 0.1 | 0 | 0 | 0 | 0 | 0 | 0 | 0 | 0 | 0 | 0 | .000 |
| Cadaret | 0 | 0 | 0.00 | 3 | 0 | 0 | 0 | 0 | 0 | 2.0 | 2 | 0 | 0 | 0 | 0 | 0 | 0 | 3 | 0 | 0 | .250 |
| Davis | 0 | 2 | 11.25 | 2 | 2 | 0 | 0 | 0 | 0 | 8.0 | 14 | 10 | 10 | 3 | 0 | 1 | 0 | 7 | 0 | 0 | .389 |
| Eckersley | 0 | 1 | 10.80 | 2 | 0 | 0 | 2 | 0 | 0 | 1.2 | 2 | 2 | 2 | 1 | 0 | 1 | 0 | 2 | 0 | 0 | .333 |
| Honeycutt | 1 | 0 | 0.00 | 3 | 0 | 0 | 2 | 0 | 0 | 3.1 | 0 | 0 | 0 | 0 | 0 | 0 | 0 | 5 | 0 | 0 | .000 |
| Nelson | 0 | 0 | 1.42 | 3 | 0 | 0 | 0 | 0 | 0 | 6.1 | 4 | 1 | 1 | 0 | 0 | 3 | 0 | 3 | 0 | 0 | .174 |
| Plunk | 0 | 0 | 0.00 | 2 | 0 | 0 | 0 | 0 | 0 | 1.2 | 0 | 0 | 0 | 0 | 0 | 0 | 0 | 3 | 0 | 0 | .000 |
| Stewart | 0 | 1 | 3.14 | 2 | 2 | 0 | 0 | 0 | 0 | 14.1 | 12 | 7 | 5 | 1 | 1 | 5 | 0 | 5 | 1 | 1 | .222 |
| Welch | 0 | 0 | 1.80 | 1 | 1 | 0 | 0 | 0 | 0 | 5.0 | 6 | 1 | 1 | 0 | 0 | 3 | 0 | 8 | 0 | 0 | .300 |
| Young | 0 | 0 | 0.00 | 1 | 0 | 0 | 0 | 0 | 0 | 1.0 | 1 | 0 | 0 | 0 | 0 | 0 | 0 | 0 | 0 | 0 | .250 |
| Totals | 1 | 4 | 3.92 | 5 | 5 | 0 | 5 | 0 | 0 | 43.2 | 41 | 21 | 19 | 5 | 1 | 13 | 0 | 36 | 1 | 1 | .246 |

Game 1 — October 15
Los Angeles 5, Oakland 4

Game 2 — October 16
Los Angeles 5, Oakland 0

Game 3 — October 18
Oakland 2, Los Angeles 1

| Oakland | ab | r | h | bi |
|---------------|-----------|----------|----------|----------|
| Lansford 3b | 4 | 1 | 0 | 0 |
| Henderson cf | 5 | 0 | 2 | 0 |
| Canseco rf | 4 | 1 | 1 | 4 |
| Parker lf | 2 | 0 | 0 | 0 |
| Javier pr-lf | 1 | 0 | 1 | 0 |
| McGwire 1b | 3 | 0 | 0 | 0 |
| Steinbach c | 4 | 0 | 1 | 0 |
| Hassey c | 0 | 0 | 0 | 0 |
| Hubbard 2b | 4 | 1 | 2 | 0 |
| Weiss ss | 4 | 0 | 0 | 0 |
| Stewart p | 3 | 1 | 0 | 0 |
| Eckersley p | 0 | 0 | 0 | 0 |
| Totals | 34 | 4 | 7 | 4 |

| Los Angeles | ab | r | h | bi |
|---------------|-----------|----------|----------|----------|
| Sax 2b | 3 | 1 | 1 | 0 |
| Stubbs 1b | 4 | 0 | 0 | 0 |
| Hatcher lf | 3 | 1 | 1 | 2 |
| Marshall rf | 4 | 1 | 1 | 0 |
| Shelby cf | 4 | 0 | 1 | 0 |
| Scioscia c | 4 | 0 | 1 | 1 |
| Hamilton 3b | 4 | 0 | 0 | 0 |
| Griffin ss | 2 | 0 | 1 | 0 |
| M. Davis ph | 0 | 1 | 0 | 0 |
| Belcher p | 0 | 0 | 0 | 0 |
| Heep ph | 1 | 0 | 0 | 0 |
| Leary p | 0 | 0 | 0 | 0 |
| Woodson ph | 1 | 0 | 0 | 0 |
| Holton p | 0 | 0 | 0 | 0 |
| Gonzalez ph | 1 | 0 | 0 | 0 |
| Pena p | 0 | 0 | 0 | 0 |
| Gibson ph | 1 | 1 | 1 | 2 |
| Totals | 32 | 5 | 7 | 5 |

Two outs when winning run scored.
Oakland 040 000 000 4 7 0
Los Angeles 200 001 002 5 7 0

DP – Oakland 1. **LOB** – Oakland 10, Los Angeles 5. **2B** – Henderson. **HR** – Hatcher, Canseco, Gibson. **SB** – Canseco, Sax, M. Davis.

| Oakland | ip | h | r | er | bb | so |
|--------------------|-----------|----------|----------|-----------|-----------|-----------|
| Stewart | 8.0 | 6 | 3 | 3 | 2 | 5 |
| Eckersley (L) | 0.2 | 1 | 2 | 2 | 1 | 1 |
| Los Angeles | ip | h | r | er | bb | so |
| Belcher | 2.0 | 3 | 4 | 4 | 4 | 3 |
| Leary | 3.0 | 3 | 0 | 0 | 1 | 3 |
| Holton | 2.0 | 0 | 0 | 0 | 1 | 0 |
| Pena (W) | 2.0 | 1 | 0 | 0 | 0 | 3 |

WP – Stewart. **HBP** – by Belcher (Canseco), by Stewart (Sax). **Balk** – Stewart.

T – 3:04. **A** – 55,983

Umpires – Harvey, Merrill, Froemming, Cousins, Crawford, McCoy.

| Oakland | ab | r | h | bi |
|---------------|-----------|----------|----------|----------|
| Lansford 3b | 3 | 0 | 0 | 0 |
| Henderson cf | 4 | 0 | 0 | 0 |
| Canseco rf | 4 | 0 | 0 | 0 |
| Parker lf | 4 | 0 | 3 | 0 |
| McGwire 1b | 3 | 0 | 0 | 0 |
| Hassey c | 3 | 0 | 0 | 0 |
| Hubbard 2b | 2 | 0 | 0 | 0 |
| Weiss ss | 3 | 0 | 0 | 0 |
| S. Davis p | 1 | 0 | 0 | 0 |
| Nelson p | 0 | 0 | 0 | 0 |
| Polonia ph | 1 | 0 | 0 | 0 |
| Young p | 0 | 0 | 0 | 0 |
| Plunk p | 0 | 0 | 0 | 0 |
| Baylor ph | 1 | 0 | 0 | 0 |
| Honeycutt p | 0 | 0 | 0 | 0 |
| Totals | 29 | 0 | 3 | 0 |

| Los Angeles | ab | r | h | bi |
|---------------|-----------|----------|-----------|----------|
| Sax 2b | 4 | 1 | 1 | 0 |
| Stubbs 1b | 2 | 1 | 1 | 1 |
| Woodson ph-1b | 1 | 0 | 0 | 0 |
| Hatcher lf | 4 | 1 | 2 | 1 |
| Marshall rf | 4 | 1 | 2 | 3 |
| Gonzalez rf | 0 | 0 | 0 | 0 |
| Shelby cf | 4 | 0 | 0 | 0 |
| Scioscia c | 4 | 0 | 0 | 0 |
| Hamilton 3b | 4 | 0 | 0 | 0 |
| Griffin ss | 4 | 1 | 1 | 0 |
| Hershiser p | 3 | 1 | 3 | 1 |
| Totals | 34 | 6 | 10 | 6 |

| | | | | | | |
|-------------|-----|-----|-----|---|----|---|
| Oakland | 000 | 000 | 000 | 0 | 3 | 0 |
| Los Angeles | 005 | 100 | 00x | 6 | 10 | 1 |

E – Hamilton. **DP** – Los Angeles 2. **LOB** – Oakland 4, Los Angeles 5. **2B** – Hershiser 2. **3B** – Marshall. **HR** – Marshall. **SB** – Weiss.

| Oakland | ip | h | r | er | bb | so |
|--------------------|-----------|----------|----------|-----------|-----------|-----------|
| S. Davis (L) | 3.1 | 8 | 6 | 6 | 0 | 2 |
| Nelson | 1.2 | 1 | 0 | 0 | 1 | 1 |
| Young | 1.0 | 1 | 0 | 0 | 0 | 0 |
| Plunk | 1.0 | 0 | 0 | 0 | 0 | 3 |
| Honeycutt | 1.0 | 0 | 0 | 0 | 0 | 2 |
| Los Angeles | ip | h | r | er | bb | so |
| Hershiser (W) | 9.0 | 3 | 0 | 0 | 2 | 8 |

T – 2:30. **A** – 56,051

Umpires – Merrill, Froemming, Cousins, Crawford, McCoy and Harvey.

| Los Angeles | ab | r | h | bi |
|---------------|-----------|----------|----------|----------|
| Sax 2b | 5 | 0 | 1 | 0 |
| Stubbs 1b | 4 | 0 | 1 | 1 |
| Woodson ph-1b | 1 | 0 | 0 | 0 |
| Hatcher lf-rf | 4 | 0 | 1 | 0 |
| Marshall rf | 1 | 0 | 0 | 0 |
| Heep ph-lf | 3 | 0 | 1 | 0 |
| Shelby cf | 3 | 0 | 2 | 0 |
| M. Davis dh | 2 | 0 | 0 | 0 |
| Anderson ph | 1 | 0 | 0 | 0 |
| Scioscia c | 4 | 0 | 1 | 0 |
| Hamilton 3b | 3 | 1 | 1 | 0 |
| Griffin ss | 3 | 0 | 0 | 0 |
| Totals | 34 | 1 | 8 | 1 |

| Oakland | ab | r | h | bi |
|--------------------|-----------|----------|----------|----------|
| Phillips lf | 1 | 0 | 0 | 0 |
| Polonia ph-lf | 3 | 0 | 0 | 0 |
| Henderson cf | 4 | 0 | 0 | 0 |
| Canseco rf | 4 | 0 | 0 | 0 |
| McGwire 1b | 4 | 1 | 1 | 1 |
| Steinbach dh | 3 | 0 | 2 | 0 |
| Lansford 3b | 3 | 0 | 0 | 0 |
| Hubbard 2b | 3 | 1 | 1 | 0 |
| Hassey c | 1 | 0 | 1 | 1 |
| Weiss ss | 3 | 0 | 0 | 0 |
| Totals | 29 | 2 | 5 | 2 |

One out when winning run scored.
Los Angeles 000 010 000 1 8 1
Oakland 001 000 001 2 5 0

E – Scioscia. **DP** – Los Angeles 1. **LOB** – Los Angeles 10, Oakland 4. **2B** – Steinbach, Stubbs, Heep, Hatcher. **HR** – McGwire. **SB** – Hubbard, Shelby. **S** – Griffin.

| Los Angeles | ip | h | r | er | bb | so |
|----------------|-----------|----------|----------|-----------|-----------|-----------|
| Tudor | 1.1 | 0 | 0 | 0 | 0 | 1 |
| Leary | 3.2 | 3 | 1 | 1 | 1 | 1 |
| Pena | 3.0 | 1 | 0 | 0 | 1 | 4 |
| J. Howell (L) | 0.1 | 1 | 1 | 1 | 0 | 0 |
| Oakland | ip | h | r | er | bb | so |
| Welch | 5.0 | 6 | 1 | 1 | 3 | 8 |
| Cadaret | 0.1 | 0 | 0 | 0 | 0 | 0 |
| Nelson | 1.2 | 2 | 0 | 0 | 0 | 1 |
| Honeycutt (W) | 2.0 | 0 | 0 | 0 | 0 | 3 |

Welch pitched to three batters in the 6th. Nelson pitched to one batter in the 8th.

Balk – Leary.

T – 3:21. **A** – 49,316

Umpires – Froemming, Cousins, Crawford, McCoy, Harvey and Merrill.

Game 4 — October 19
Los Angeles 4, Oakland 3

Game 5 — October 20
Los Angeles 5, Oakland 2

| Los Angeles | ab | r | h | bi |
|--------------------|-----------|----------|----------|-----------|
| Sax 2b | 4 | 1 | 1 | 0 |
| Stubbs 1b | 3 | 1 | 1 | 0 |
| Woodson ph-1b | 1 | 0 | 0 | 1 |
| Hatcher lf | 4 | 1 | 1 | 0 |
| Marshall rf | 0 | 0 | 0 | 0 |
| M. Davis rf | 3 | 0 | 0 | 0 |
| Gonzalez ph | 1 | 0 | 0 | 0 |
| Shelby cf | 4 | 0 | 1 | 1 |
| Scioscia c | 2 | 0 | 1 | 0 |
| Dempsey c | 1 | 0 | 0 | 0 |
| Heep dh | 4 | 0 | 1 | 0 |
| Hamilton 3b | 4 | 0 | 1 | 0 |
| Griffin ss | 3 | 1 | 1 | 0 |
| Totals | 34 | 4 | 8 | 2 |

| Oakland | ab | r | h | bi |
|----------------|-----------|----------|----------|-----------|
| Polonia lf | 5 | 1 | 1 | 0 |
| Henderson cf | 5 | 1 | 4 | 1 |
| Javier pr | 0 | 0 | 0 | 0 |
| Canseco rf | 3 | 0 | 0 | 1 |
| Parker dh | 5 | 0 | 0 | 0 |
| McGwire 1b | 3 | 0 | 0 | 0 |
| Lansford 3b | 4 | 0 | 1 | 1 |
| Steinbach c | 4 | 0 | 1 | 0 |
| Hubbard 2b | 3 | 0 | 0 | 0 |
| Hassey ph-c | 1 | 0 | 1 | 0 |
| Gallego pr-2b | 0 | 0 | 0 | 0 |
| Weiss ss | 4 | 1 | 1 | 0 |
| Totals | 37 | 3 | 9 | 3 |

| | | | | | | |
|-------------|-----|-----|-----|---|---|---|
| Los Angeles | 201 | 000 | 100 | 4 | 8 | 2 |
| Oakland | 100 | 001 | 100 | 3 | 9 | 2 |

E – Hubbard, Weiss, Griffin. **LOB** – Los Angeles 6, Oakland 10. **2B** – Stubbs, Henderson, Shelby. **SB** – M. Davis. **CS** – Heep, Scioscia, Griffin.

| Los Angeles | ip | h | r | er | bb | so |
|--------------------|-----------|----------|----------|-----------|-----------|-----------|
| Belcher (W) | 6.2 | 7 | 3 | 2 | 2 | 7 |
| J. Howell (Sv) | 2.1 | 2 | 0 | 0 | 1 | 2 |
| Oakland | ip | h | r | er | bb | so |
| Stewart (L) | 6.1 | 6 | 4 | 2 | 3 | 0 |
| Cadaret | 1.2 | 1 | 0 | 0 | 0 | 3 |
| Eckersley | 1.0 | 1 | 0 | 0 | 0 | 1 |

PB – Steinbach, Scioscia. **Balk** – Leary.
T – 3:05. **A** – 49,317
Umpires – Cousins, Crawford, McCoy, Harvey, Merrill and Froemming.

| Los Angeles | ab | r | h | bi |
|--------------------|-----------|----------|----------|-----------|
| Sax 2b | 4 | 0 | 2 | 0 |
| Stubbs 1b | 4 | 1 | 2 | 0 |
| Hatcher lf | 4 | 2 | 2 | 2 |
| Gonzalez lf | 0 | 0 | 0 | 0 |
| Marshall rf | 4 | 0 | 0 | 0 |
| Shelby cf | 3 | 0 | 0 | 0 |
| M. Davis dh | 2 | 2 | 1 | 2 |
| Dempsey c | 4 | 0 | 1 | 1 |
| Hamilton 3b | 4 | 0 | 0 | 0 |
| Griffin ss | 4 | 0 | 0 | 0 |
| Totals | 33 | 5 | 8 | 5 |

| Oakland | ab | r | h | bi |
|----------------|-----------|----------|----------|-----------|
| Javier lf | 3 | 0 | 1 | 2 |
| Henderson cf | 2 | 0 | 0 | 0 |
| Canseco rf | 4 | 0 | 0 | 0 |
| Parker dh | 4 | 0 | 0 | 0 |
| McGwire 1b | 4 | 0 | 0 | 0 |
| Hassey c | 3 | 0 | 0 | 0 |
| Lansford 3b | 4 | 1 | 2 | 0 |
| Phillips 2b | 3 | 1 | 1 | 0 |
| Weiss ss | 2 | 0 | 0 | 0 |
| Totals | 29 | 2 | 4 | 2 |

| | | | | | | |
|-------------|-----|-----|-----|---|---|---|
| Los Angeles | 200 | 201 | 000 | 5 | 8 | 0 |
| Oakland | 001 | 000 | 010 | 2 | 4 | 0 |

DP – Oakland 1. **LOB** – Los Angeles 4, Oakland 6. **2B** – Dempsey. **HR** – Hatcher, M. Davis. **CS** – Sax. **S** – Weiss. **SF** – Javier.

| Los Angeles | ip | h | r | er | bb | so |
|--------------------|-----------|----------|----------|-----------|-----------|-----------|
| Hershiser (W) | 9.0 | 4 | 2 | 2 | 4 | 9 |
| Oakland | ip | h | r | er | bb | so |
| S. Davis (L) | 4.2 | 6 | 4 | 4 | 1 | 5 |
| Cadaret | 0.0 | 1 | 0 | 0 | 0 | 0 |
| Nelson | 3.0 | 1 | 1 | 1 | 2 | 1 |
| Honeycutt | 0.1 | 0 | 0 | 0 | 0 | 0 |
| Plunk | 0.2 | 0 | 0 | 0 | 0 | 0 |
| Burns | 0.1 | 0 | 0 | 0 | 0 | 0 |

Cadaret pitched to one batter in the 5th.
WP – Hershiser.
T – 2:51. **A** – 49,317

Umpires – Crawford, McCoy, Harvey, Merrill, Froemming and Cousins.

1989 ALCS

The A's win their second consecutive American League Pennant by defeating Toronto, 4 games to 1. Rickey Henderson runs away with ALCS MVP honors, batting .400 with eight runs scored, two home runs, five RBI and eight stolen bases in the five game series. Dave Parker also homers twice, Dave Stewart wins both of his starts and Dennis Eckersley saves three of the A's four wins.

The A's win Game 1 by a 7-3 score, but were trailing 3-2 entering the sixth. Mark McGwire ties the game with a solo home run and Henderson breaks up a double play that leads to two more runs. Stewart and Eckersley do not allow a hit after a fourth inning home run by Ernie Whitt. Henderson goes 2 for 2 with two walks, two runs and four steals to lead the A's to a 6-3 win in Game 2 as Mike Moore allows just one unearned run in seven innings for the win. The series moves to Toronto for Game 3 and the Blue Jays record a 7-3 win, scoring six runs off Storm Davis after the A's build a 3-0 lead. Jose Canseco hits a home run into the fifth deck at Skydome to highlight the A's 6-5 win in Game 4. Henderson hit two home runs and also drives in four runs. The A's then clinch the series with a 4-3 win in Game 5, building a 4-0 lead before holding on as the Blue Jays score two in the eighth and three in the ninth. Stewart picks up the win and the A's offense collects just four hits.

FINAL STATISTICS

| PLAYER | AVG | G | AB | R | H | TB | 2B | 3B | HR | RBI | SH | SF | HP | BB | IBB | SO | SB | CS | DP | E | SLG | OBP |
|---------------|-------------|----------|------------|-----------|-----------|-----------|----------|----------|----------|-----------|----------|----------|----------|-----------|----------|-----------|-----------|----------|----------|----------|-------------|-------------|
| Blankenship | — | 1 | 0 | 0 | 0 | 0 | 0 | 0 | 0 | 0 | 0 | 0 | 0 | 0 | 0 | 0 | 0 | 0 | 0 | 0 | — | — |
| Canseco | .294 | 5 | 17 | 1 | 5 | 8 | 0 | 0 | 1 | 3 | 0 | 0 | 0 | 3 | 0 | 7 | 0 | 2 | 0 | 1 | .471 | .400 |
| Gallego | .273 | 4 | 11 | 3 | 3 | 4 | 1 | 0 | 0 | 1 | 2 | 0 | 0 | 0 | 0 | 2 | 0 | 0 | 0 | 0 | .364 | .273 |
| Hassey | .167 | 2 | 6 | 0 | 1 | 1 | 0 | 0 | 0 | 1 | 0 | 1 | 0 | 1 | 0 | 2 | 0 | 0 | 1 | 0 | .167 | .250 |
| Henderson, D | .263 | 5 | 19 | 4 | 5 | 11 | 3 | 0 | 1 | 1 | 0 | 0 | 0 | 2 | 0 | 5 | 0 | 0 | 0 | 0 | .579 | .333 |
| Henderson, R | .400 | 5 | 15 | 8 | 6 | 15 | 1 | 1 | 2 | 5 | 0 | 0 | 1 | 7 | 0 | 0 | 8 | 1 | 0 | 11 | 1.000 | .609 |
| Javier | .000 | 1 | 2 | 0 | 0 | 0 | 0 | 0 | 0 | 0 | 0 | 0 | 0 | 0 | 0 | 1 | 0 | 0 | 0 | 0 | .000 | .000 |
| Lansford | .455 | 3 | 11 | 2 | 5 | 5 | 0 | 0 | 0 | 4 | 0 | 0 | 0 | 2 | 0 | 1 | 2 | 0 | 0 | 0 | .455 | .538 |
| McGwire | .389 | 5 | 18 | 3 | 7 | 11 | 1 | 0 | 1 | 3 | 0 | 1 | 0 | 1 | 0 | 4 | 0 | 0 | 1 | 1 | .611 | .400 |
| Parker | .188 | 4 | 16 | 2 | 3 | 9 | 0 | 0 | 2 | 3 | 0 | 0 | 0 | 0 | 0 | 0 | 0 | 0 | 0 | 0 | .563 | .188 |
| Phelps | 1.000 | 1 | 1 | 0 | 1 | 2 | 1 | 0 | 0 | 0 | 0 | 0 | 0 | 0 | 0 | 0 | 0 | 0 | 0 | 0 | 2.000 | 1.000 |
| Phillips | .167 | 5 | 18 | 1 | 3 | 4 | 1 | 0 | 0 | 1 | 0 | 0 | 0 | 2 | 0 | 4 | 2 | 0 | 0 | 0 | .222 | .250 |
| Steinbach | .200 | 4 | 15 | 0 | 3 | 3 | 0 | 0 | 0 | 1 | 0 | 0 | 0 | 1 | 0 | 5 | 0 | 0 | 0 | 0 | .200 | .250 |
| Weiss | .111 | 4 | 9 | 2 | 1 | 2 | 1 | 0 | 0 | 0 | 1 | 0 | 0 | 1 | 0 | 1 | 1 | 0 | 0 | 0 | .222 | .200 |
| Totals | .272 | 5 | 158 | 26 | 43 | 75 | 9 | 1 | 7 | 23 | 3 | 2 | 1 | 20 | 0 | 32 | 13 | 3 | 2 | 3 | .475 | .354 |

| PITCHER | W | L | ERA | G | GS | CG | GF | SHO | SV | IP | H | R | ER | HR | HB | BB | IBB | SO | WP | BK | AVG |
|---------------|----------|----------|-------------|----------|----------|----------|----------|----------|----------|-------------|-----------|-----------|-----------|----------|----------|-----------|----------|-----------|----------|----------|-------------|
| Davis | 0 | 1 | 7.11 | 1 | 1 | 0 | 0 | 0 | 0 | 6.1 | 5 | 6 | 5 | 0 | 0 | 2 | 1 | 3 | 0 | 0 | .227 |
| Eckersley | 0 | 0 | 1.59 | 4 | 0 | 0 | 4 | 0 | 3 | 5.2 | 4 | 1 | 1 | 0 | 0 | 0 | 0 | 2 | 0 | 0 | .211 |
| Honeycutt | 0 | 0 | 32.40 | 3 | 0 | 0 | 0 | 0 | 0 | 1.2 | 6 | 6 | 6 | 0 | 0 | 5 | 0 | 1 | 1 | 0 | .545 |
| Moore | 1 | 0 | 0.00 | 1 | 1 | 0 | 0 | 0 | 0 | 7.0 | 3 | 1 | 0 | 0 | 0 | 2 | 0 | 3 | 0 | 0 | .125 |
| Nelson | 0 | 0 | 0.00 | 1 | 0 | 0 | 0 | 0 | 0 | 1.1 | 1 | 0 | 0 | 0 | 0 | 0 | 0 | 2 | 0 | 0 | .250 |
| Stewart | 2 | 0 | 2.81 | 2 | 2 | 0 | 0 | 0 | 0 | 16.0 | 13 | 5 | 5 | 3 | 0 | 3 | 0 | 9 | 0 | 0 | .224 |
| Welch | 1 | 0 | 3.18 | 1 | 1 | 0 | 0 | 0 | 0 | 5.2 | 8 | 2 | 2 | 0 | 0 | 1 | 0 | 4 | 0 | 0 | .308 |
| Young | 0 | 0 | 0.00 | 1 | 0 | 0 | 1 | 0 | 0 | 0.1 | 0 | 0 | 0 | 0 | 0 | 2 | 0 | 0 | 0 | 0 | .000 |
| Totals | 4 | 1 | 3.89 | 5 | 5 | 0 | 5 | 0 | 3 | 44.0 | 40 | 21 | 19 | 3 | 0 | 15 | 1 | 24 | 1 | 0 | .242 |

Game 1 — October 3
Oakland 7, Toronto 3

Game 2 — October 4
Oakland 6, Toronto 3

Game 3 — October 6
Toronto 7, Oakland 3

| Toronto | ab | r | h | bi |
|---------------|-----------|----------|----------|----------|
| Moseby cf | 4 | 0 | 0 | 0 |
| Wilson rf | 3 | 0 | 1 | 0 |
| McGriff 1b | 4 | 0 | 0 | 0 |
| Bell lf | 4 | 1 | 1 | 0 |
| Fernandez ss | 4 | 1 | 1 | 0 |
| Whitt c | 3 | 1 | 1 | 2 |
| Gruber 3b | 3 | 0 | 0 | 0 |
| Mazzilli dh | 3 | 0 | 0 | 0 |
| Liriano 2b | 2 | 0 | 1 | 1 |
| Totals | 30 | 3 | 5 | 3 |

| Oakland | ab | r | h | bi |
|-----------------|-----------|----------|-----------|----------|
| R. Henderson lf | 2 | 1 | 0 | 0 |
| Lansford 3b | 5 | 1 | 2 | 2 |
| Canseco rf | 4 | 0 | 0 | 0 |
| Parker dh | 4 | 0 | 1 | 1 |
| D. Henderson cf | 4 | 1 | 2 | 1 |
| McGwire 1b | 4 | 1 | 1 | 1 |
| Steinbach c | 4 | 0 | 1 | 0 |
| Phillips 2b | 3 | 1 | 2 | 0 |
| Gallego ss | 4 | 2 | 2 | 0 |
| Totals | 34 | 7 | 11 | 5 |

| | | | | | | |
|---------|-----|-----|-----|---|----|---|
| Toronto | 020 | 100 | 000 | 3 | 5 | 1 |
| Oakland | 010 | 013 | 02x | 7 | 11 | 0 |

E – Liriano. **DP** – Oakland 1. **LOB** – Toronto 4, Oakland 8. **2B** – Phillips, Gallego. **HR** – D. Henderson, Whitt, McGwire. **SB** – R. Henderson 2, Fernandez, Liriano, Wilson, Lansford, Phillips. **SF** – Whitt.

| Toronto | ip | h | r | er | bb | so |
|-------------|-----|---|---|----|----|----|
| Stieb (L) | 5.1 | 8 | 4 | 4 | 2 | 6 |
| Acker | 1.2 | 1 | 1 | 0 | 0 | 1 |
| Ward | 1.0 | 2 | 2 | 2 | 2 | 2 |
| Oakland | ip | h | r | er | bb | so |
| Stewart (W) | 8.0 | 5 | 3 | 3 | 3 | 6 |
| Eckersley | 1.0 | 0 | 0 | 0 | 0 | 0 |

WP – Ward. **PB** – Whitt. **HBP** – by Acker (R. Henderson).
T – 2:52. **A** – 49,435
Umpires – Phillips, Morrison, Ford, Cousins, Palermo and Reed.

| Toronto | ab | r | h | bi |
|---------------|-----------|----------|----------|----------|
| Moseby cf | 3 | 2 | 1 | 0 |
| Wilson rf | 3 | 0 | 1 | 0 |
| McGriff 1b | 4 | 0 | 1 | 2 |
| Bell lf | 4 | 0 | 1 | 0 |
| Fernandez ss | 3 | 0 | 0 | 0 |
| Whitt c | 4 | 0 | 0 | 0 |
| Gruber 3b | 4 | 0 | 0 | 0 |
| Mazzilli dh | 4 | 0 | 0 | 0 |
| Liriano 2b | 2 | 1 | 1 | 0 |
| Totals | 31 | 3 | 5 | 2 |

| Oakland | ab | r | h | bi |
|-----------------|-----------|----------|----------|----------|
| R. Henderson lf | 2 | 2 | 2 | 0 |
| Lansford 3b | 3 | 1 | 1 | 1 |
| Parker dh | 4 | 1 | 1 | 1 |
| McGwire 1b | 4 | 1 | 3 | 1 |
| D. Henderson cf | 4 | 1 | 1 | 0 |
| Hassey c | 2 | 0 | 0 | 1 |
| Phillips 2b | 4 | 0 | 1 | 1 |
| Javier rf | 2 | 0 | 0 | 0 |
| Canseco ph-rf | 1 | 0 | 0 | 0 |
| Weiss ss | 3 | 0 | 0 | 0 |
| Totals | 29 | 6 | 9 | 5 |

| | | | | | | |
|---------|-----|-----|-----|---|---|---|
| Toronto | 001 | 000 | 020 | 3 | 5 | 1 |
| Oakland | 000 | 203 | 10x | 6 | 9 | 1 |

E – McGwire, McGriff. **DP** – Toronto 2, Oakland 1. **LOB** – Toronto 5, Oakland 5. **2B** – McGwire, D. Henderson. **HR** – Parker. **SB** – Fernandez, R. Henderson 4, Liriano, Phillips, Lansford. **SF** – Hassey.

| Toronto | ip | h | r | er | bb | so |
|------------------|-----|---|---|----|----|----|
| Stottliemyre (L) | 5.0 | 7 | 4 | 4 | 2 | 3 |
| Acker | 0.1 | 2 | 1 | 1 | 0 | 0 |
| Wells | 1.0 | 0 | 1 | 0 | 2 | 1 |
| Henke | 0.2 | 0 | 0 | 0 | 0 | 1 |
| Cerutti | 1.0 | 0 | 0 | 0 | 1 | 0 |
| Oakland | ip | h | r | er | bb | so |
| Moore (W) | 7.0 | 3 | 1 | 0 | 2 | 3 |
| Honeycutt | 0.0 | 1 | 2 | 2 | 2 | 0 |
| Eckersley (Sv) | 2.0 | 1 | 0 | 0 | 0 | 0 |

Stottliemyre pitched to two batters in the 6th. Honeycutt pitched to three batters in the 8th.
PB – Hassey.
T – 3:20. **A** – 49,444
Umpires – Morrison, Ford, Cousins, Palermo, Reed and Phillips.

| Oakland | ab | r | h | bi |
|-----------------|-----------|----------|----------|----------|
| R. Henderson lf | 4 | 2 | 1 | 0 |
| Lansford 3b | 3 | 0 | 2 | 1 |
| Blankenship 2b | 0 | 0 | 0 | 0 |
| Canseco rf | 4 | 0 | 2 | 0 |
| McGwire 1b | 2 | 0 | 0 | 1 |
| D. Henderson cf | 4 | 0 | 1 | 0 |
| Steinbach c | 4 | 0 | 0 | 0 |
| Parker dh | 4 | 1 | 1 | 1 |
| Phillips 2b-3b | 4 | 0 | 0 | 0 |
| Gallego ss | 2 | 0 | 0 | 0 |
| Phelps ph | 1 | 0 | 1 | 0 |
| Weiss pr-ss | 1 | 0 | 0 | 0 |
| Totals | 33 | 3 | 8 | 3 |

| Toronto | ab | r | h | bi |
|---------------|-----------|----------|----------|----------|
| Moseby cf | 2 | 1 | 0 | 1 |
| Wilson rf | 4 | 1 | 2 | 1 |
| McGriff 1b | 4 | 1 | 1 | 0 |
| Bell dh | 3 | 0 | 0 | 1 |
| Fernandez ss | 4 | 2 | 2 | 1 |
| Whitt c | 3 | 0 | 1 | 1 |
| Gruber 3b | 2 | 1 | 0 | 0 |
| Lee 2b | 4 | 1 | 1 | 0 |
| Felix rf | 3 | 0 | 1 | 1 |
| Totals | 29 | 7 | 8 | 6 |

| | | | | | | |
|---------|-----|-----|-----|---|---|---|
| Oakland | 101 | 100 | 000 | 3 | 8 | 1 |
| Toronto | 000 | 400 | 30x | 7 | 8 | 0 |

E – Canseco. **DP** – Oakland 1, Toronto 1. **LOB** – Oakland 7, Toronto 4. **2B** – R. Henderson, Fernandez 2, D. Henderson, Phelps. **HR** – Parker. **SB** – R. Henderson. **SF** – McGwire, Bell.

| Oakland | ip | h | r | er | bb | so |
|-----------|-----|---|---|----|----|----|
| Davis (L) | 6.1 | 5 | 6 | 5 | 2 | 3 |
| Honeycutt | 0.0 | 2 | 1 | 1 | 1 | 0 |
| Nelson | 1.1 | 1 | 0 | 0 | 0 | 2 |
| M. Young | 0.1 | 0 | 0 | 0 | 2 | 0 |
| Toronto | ip | h | r | er | bb | so |
| Key (W) | 6.0 | 7 | 3 | 3 | 2 | 2 |
| Acker | 2.0 | 1 | 0 | 0 | 1 | 1 |
| Henke | 1.0 | 0 | 0 | 0 | 0 | 1 |

Honeycutt pitched to three batters in the 7th.
T – 2:54. **A** – 50,268
Umpires – Ford, Cousins, Palermo, Reed, Phillips and Morrison.

Game 4 — October 7
Oakland 6, Toronto 5

Game 5 — October 8
Oakland 4, Toronto 3

| Oakland | ab | r | h | bi |
|-----------------|-----------|----------|-----------|----------|
| R. Henderson lf | 4 | 2 | 2 | 4 |
| D. Henderson cf | 4 | 1 | 1 | 0 |
| Canseco rf | 5 | 1 | 2 | 2 |
| McGwire 1b | 4 | 0 | 2 | 0 |
| Steinbach c | 3 | 0 | 1 | 0 |
| Phillips 3b | 3 | 0 | 0 | 0 |
| Hassey c | 4 | 0 | 1 | 0 |
| Gallego 2b | 4 | 1 | 1 | 0 |
| Weiss ss | 3 | 1 | 1 | 0 |
| Totals | 34 | 6 | 11 | 6 |

| Oakland | ab | r | h | bi |
|-----------------|-----------|----------|----------|----------|
| R. Henderson lf | 3 | 1 | 1 | 1 |
| Phillips 3b | 4 | 0 | 0 | 0 |
| Canseco rf | 3 | 0 | 1 | 1 |
| Parker dh | 4 | 0 | 0 | 0 |
| D. Henderson cf | 3 | 1 | 0 | 0 |
| McGwire 1b | 4 | 1 | 1 | 0 |
| Steinbach c | 4 | 0 | 1 | 1 |
| Weiss ss | 2 | 1 | 0 | 0 |
| Gallego 2b | 1 | 0 | 0 | 0 |
| Totals | 28 | 4 | 4 | 4 |

| Toronto | ab | r | h | bi |
|---------------|-----------|----------|-----------|----------|
| Moseby cf | 3 | 0 | 2 | 0 |
| Wilson lf | 5 | 1 | 1 | 1 |
| McGriff 1b | 5 | 0 | 1 | 1 |
| Bell dh | 5 | 0 | 0 | 0 |
| Fernandez ss | 5 | 2 | 2 | 0 |
| Whitt c | 2 | 0 | 0 | 0 |
| Borders ph-c | 1 | 0 | 1 | 1 |
| Mulliniks ph | 1 | 0 | 0 | 0 |
| Gruber 3b | 5 | 1 | 4 | 0 |
| Lee 2b | 4 | 1 | 1 | 0 |
| Mazzilli ph | 1 | 0 | 0 | 0 |
| Felix rf | 4 | 0 | 1 | 2 |
| Totals | 41 | 5 | 13 | 5 |

| Toronto | ab | r | h | bi |
|---------------|-----------|----------|----------|----------|
| Moseby cf | 4 | 1 | 2 | 1 |
| Wilson lf | 4 | 0 | 0 | 0 |
| McGriff 1b | 4 | 0 | 0 | 0 |
| Bell dh | 4 | 1 | 2 | 1 |
| Fernandez ss | 4 | 1 | 2 | 0 |
| Whitt c | 4 | 0 | 0 | 0 |
| Gruber 3b | 3 | 0 | 1 | 1 |
| Felix rf | 4 | 0 | 1 | 0 |
| Liriano 2b | 3 | 0 | 1 | 0 |
| Totals | 34 | 3 | 9 | 3 |

| | | | | | | |
|---------|-----|-----|-----|---|---|---|
| Oakland | 101 | 000 | 200 | 4 | 4 | 0 |
| Toronto | 000 | 000 | 012 | 3 | 9 | 0 |

| | | | | | | |
|---------|-----|-----|-----|---|----|---|
| Oakland | 003 | 020 | 100 | 6 | 11 | 1 |
| Toronto | 000 | 101 | 120 | 5 | 13 | 0 |

E – R. Henderson. **DP** – Toronto 2. **LOB** – Oakland 6, Toronto 12. **2B** – Weiss, Felix, D. Henderson, Fernandez. **HR** – R. Henderson 2, Canseco. **SB** – Moseby, Gruber, Weiss, Fernandez. **S** – Weiss.

| Oakland | ip | h | r | er | bb | so |
|----------------|-----|---|---|----|----|----|
| Welch (W) | 5.2 | 8 | 2 | 2 | 1 | 4 |
| Honeycutt | 1.2 | 3 | 3 | 3 | 2 | 1 |
| Eckersley (Sv) | 1.2 | 2 | 0 | 0 | 0 | 1 |
| Toronto | ip | h | r | er | bb | so |
| Flanagan (L) | 4.1 | 7 | 5 | 5 | 1 | 3 |
| Ward | 2.2 | 4 | 1 | 1 | 1 | 3 |
| Cerutti | 1.2 | 0 | 0 | 0 | 2 | 1 |
| Acker | 0.1 | 0 | 0 | 0 | 0 | 0 |

WP – Honeycutt.
T – 3:29. **A** – 50,076
Umpires – Cousins, Palermo, Reed, Phillips, Morrison and Ford.

DP – Oakland 1. **LOB** – Oakland 3, Toronto 5. **2B** – Gruber. **3B** – R. Henderson. **HR** – Moseby, Bell. **SB** – R. Henderson, Liriano, Fernandez 2. **S** – Gallego 2. **SF** – Gruber.

| Oakland | ip | h | r | er | bb | so |
|----------------|-----|---|---|----|----|----|
| Stewart (W) | 8.0 | 8 | 2 | 2 | 0 | 3 |
| Eckersley (Sv) | 1.0 | 1 | 1 | 1 | 0 | 1 |
| Toronto | ip | h | r | er | bb | so |
| Stieb (L) | 6.0 | 4 | 4 | 4 | 4 | 4 |
| Acker | 2.0 | 0 | 0 | 0 | 0 | 2 |
| Henke | 1.0 | 0 | 0 | 0 | 0 | 1 |

Stieb pitched to three batters in the 7th. Stewart pitched to one batter in the 9th.
T – 2:52. **A** – 50,024
Umpires – Palermo, Reed, Phillips, Morrison, Ford and Cousins.

1989 WORLD SERIES

Oakland sweeps San Francisco for the A's first World Championship in 15 years in a series halted 12 days after an earthquake struck just prior to Game 3. The A's outscore the Giants 32-14 in the four game set, hitting nine home runs and batting .301. Dave Stewart earns series MVP honors with two wins and a 1.69 ERA, Mike Moore wins the other two games and Rickey Henderson hits .474.

Stewart tosses a five-hit shutout in Game 1 as the A's win 5-0 in Oakland. The A's score three times in the second and Dave Parker and Walt Weiss hit solo home runs in the third and fourth innings. Moore and the A's bullpen hold the Giants to one run in a 5-1 victory in Game 2. With the score tied 1-1 after three innings, the A's break the game open with a four-run fourth, highlighted by Terry Steinbach's three-run homer. The series moves to San Francisco for Game 3 and the A's outslug the Giants 13-7. Dave Henderson homers twice and Tony Phillips, Jose Canseco and Carney Lansford also homer as the A's tie a series record with five home runs. Moore picks up the win in the A's 9-6 win in Game 4 and also adds a two-run double. Rickey Henderson homers and collects three hits as the A's lead 8-0 entering the bottom of the sixth.

FINAL STATISTICS

| PLAYER | AVG | G | AB | R | H | TB | 2B | 3B | HR | RBI | SH | SF | HP | BB | IBB | SO | SB | CS | DP | E | SLG | OBP |
|---------------|-------------|----------|------------|-----------|-----------|-----------|----------|----------|----------|-----------|----------|----------|----------|-----------|----------|-----------|----------|----------|----------|----------|-------------|-------------|
| Blankenship | .500 | 1 | 2 | 1 | 1 | 1 | 0 | 0 | 0 | 0 | 0 | 0 | 0 | 0 | 0 | 0 | 0 | 0 | 0 | 0 | .500 | .500 |
| Canseco | .357 | 4 | 14 | 5 | 5 | 8 | 0 | 0 | 1 | 3 | 0 | 0 | 0 | 4 | 1 | 3 | 1 | 0 | 0 | 0 | .571 | .500 |
| Gallego | .000 | 2 | 1 | 0 | 0 | 0 | 0 | 0 | 0 | 0 | 0 | 0 | 0 | 0 | 0 | 0 | 0 | 0 | 0 | 0 | .000 | .000 |
| Henderson, D | .308 | 4 | 13 | 6 | 4 | 12 | 2 | 0 | 2 | 4 | 0 | 0 | 1 | 4 | 0 | 3 | 0 | 0 | 1 | 0 | .923 | .500 |
| Henderson, R | .474 | 4 | 19 | 4 | 9 | 17 | 1 | 2 | 1 | 3 | 0 | 0 | 0 | 2 | 0 | 2 | 3 | 1 | 0 | 0 | .895 | .524 |
| Javier | — | 1 | 0 | 0 | 0 | 0 | 0 | 0 | 0 | 0 | 0 | 0 | 0 | 0 | 0 | 0 | 0 | 0 | 0 | 0 | — | — |
| Lansford | .438 | 4 | 16 | 5 | 7 | 11 | 1 | 0 | 1 | 4 | 0 | 0 | 0 | 3 | 0 | 1 | 0 | 0 | 1 | 0 | .688 | .526 |
| McGwire | .294 | 4 | 17 | 0 | 5 | 6 | 1 | 0 | 0 | 1 | 0 | 0 | 0 | 1 | 0 | 3 | 0 | 0 | 0 | 0 | .353 | .333 |
| Moore | .333 | 2 | 3 | 1 | 1 | 2 | 1 | 0 | 0 | 2 | 0 | 0 | 0 | 0 | 0 | 1 | 0 | 0 | 0 | 0 | .667 | .333 |
| Parker | .222 | 3 | 9 | 2 | 2 | 6 | 1 | 0 | 1 | 2 | 0 | 0 | 0 | 0 | 0 | 2 | 0 | 0 | 0 | 0 | .667 | .222 |
| Phelps | .000 | 1 | 1 | 0 | 0 | 0 | 0 | 0 | 0 | 0 | 0 | 0 | 0 | 0 | 0 | 0 | 0 | 0 | 0 | 0 | .000 | .000 |
| Phillips | .235 | 4 | 17 | 2 | 4 | 8 | 1 | 0 | 1 | 3 | 0 | 0 | 0 | 0 | 0 | 3 | 0 | 0 | 0 | 0 | .471 | .235 |
| Steinbach | .250 | 4 | 16 | 3 | 4 | 9 | 0 | 1 | 1 | 7 | 0 | 0 | 0 | 2 | 0 | 1 | 0 | 0 | 0 | 0 | .563 | .333 |
| Stewart | .000 | 2 | 3 | 0 | 0 | 0 | 0 | 0 | 0 | 0 | 0 | 0 | 0 | 0 | 0 | 1 | 0 | 0 | 0 | 1 | .000 | .000 |
| Weiss | .133 | 4 | 15 | 3 | 2 | 5 | 0 | 0 | 1 | 1 | 0 | 0 | 0 | 2 | 2 | 2 | 0 | 0 | 0 | 0 | .333 | .235 |
| Totals | .301 | 4 | 146 | 32 | 44 | 85 | 8 | 3 | 9 | 30 | 0 | 0 | 1 | 18 | 3 | 22 | 4 | 1 | 2 | 1 | .582 | .382 |

| PITCHER | W | L | ERA | G | GS | CG | GF | SHO | SV | IP | H | R | ER | HR | HB | BB | IBB | SO | WP | BK | AVG |
|---------------|----------|----------|-------------|----------|----------|----------|----------|----------|----------|-------------|-----------|-----------|-----------|----------|----------|----------|----------|-----------|----------|----------|-------------|
| Burns | 0 | 0 | 0.00 | 2 | 0 | 0 | 1 | 0 | 0 | 1.2 | 1 | 0 | 0 | 0 | 0 | 1 | 0 | 0 | 0 | 0 | .167 |
| Eckersley | 0 | 0 | 0.00 | 2 | 0 | 0 | 2 | 0 | 1 | 1.2 | 0 | 0 | 0 | 0 | 0 | 0 | 0 | 0 | 0 | 0 | .000 |
| Honeycutt | 0 | 0 | 6.75 | 3 | 0 | 0 | 0 | 0 | 0 | 2.2 | 4 | 2 | 2 | 0 | 0 | 0 | 0 | 2 | 0 | 0 | .364 |
| Moore | 2 | 0 | 2.08 | 2 | 2 | 0 | 0 | 0 | 0 | 13.0 | 9 | 3 | 3 | 1 | 0 | 3 | 0 | 10 | 2 | 0 | .196 |
| Nelson | 0 | 0 | 54.00 | 2 | 0 | 0 | 0 | 0 | 0 | 1.0 | 4 | 6 | 6 | 2 | 0 | 2 | 0 | 1 | 0 | 0 | .571 |
| Stewart | 2 | 0 | 1.69 | 2 | 2 | 1 | 0 | 1 | 0 | 16.0 | 10 | 3 | 3 | 1 | 0 | 2 | 0 | 14 | 0 | 0 | .169 |
| Totals | 4 | 0 | 3.50 | 4 | 4 | 1 | 3 | 1 | 1 | 36.0 | 28 | 14 | 14 | 4 | 0 | 8 | 0 | 27 | 2 | 0 | .209 |

Game 1 — October 14
Oakland 5, San Francisco 0

Game 2 — October 15
Oakland 5, San Francisco 1

Game 3 — October 27
Oakland 13, San Francisco 7

| San Francisco | ab | r | h | bi |
|----------------|-----------|----------|----------|----------|
| Butler cf | 4 | 0 | 0 | 0 |
| Thompson 2b | 4 | 0 | 0 | 0 |
| Clark 1b | 4 | 0 | 2 | 0 |
| Mitchell lf | 4 | 0 | 2 | 0 |
| Williams 3b-ss | 4 | 0 | 0 | 0 |
| Riles dh | 4 | 0 | 0 | 0 |
| Maldonado rf | 4 | 0 | 0 | 0 |
| Kennedy c | 3 | 0 | 0 | 0 |
| Uribe ss | 2 | 0 | 1 | 0 |
| Oberkfell ph | 0 | 0 | 0 | 0 |
| Totals | 33 | 0 | 5 | 0 |

| Oakland | ab | r | h | bi |
|-----------------|-----------|----------|-----------|----------|
| R. Henderson lf | 5 | 0 | 2 | 1 |
| Lansford 3b | 5 | 0 | 1 | 0 |
| Gallego 2b | 0 | 0 | 0 | 0 |
| Canseco rf | 3 | 0 | 0 | 0 |
| Parker dh | 4 | 1 | 1 | 1 |
| D. Henderson cf | 3 | 1 | 0 | 0 |
| McGwire 1b | 4 | 0 | 3 | 0 |
| Steinbach c | 4 | 1 | 1 | 0 |
| Phillips 2b-3b | 4 | 1 | 2 | 1 |
| Weiss ss | 4 | 1 | 1 | 1 |
| Totals | 36 | 5 | 11 | 4 |

| | | | | | | |
|---------------|-----|-----|-----|---|----|---|
| San Francisco | 000 | 000 | 000 | 0 | 5 | 1 |
| Oakland | 031 | 100 | 00x | 5 | 11 | 1 |

E – Stewart, Kennedy. **LOB** – San Francisco 7, Oakland 9. **2B** – Clark. **HR** – Parker, Weiss.

| San Francisco | ip | h | r | er | bb | so |
|----------------|-----------|----------|----------|-----------|-----------|-----------|
| Garrelts (L) | 4.0 | 7 | 5 | 4 | 1 | 5 |
| Hammaker | 1.2 | 3 | 0 | 0 | 0 | 2 |
| Brantley | 1.1 | 1 | 0 | 0 | 1 | 0 |
| LaCoss | 1.0 | 0 | 0 | 0 | 0 | 1 |
| Oakland | ip | h | r | er | bb | so |
| Stewart (W) | 9.0 | 5 | 0 | 0 | 1 | 6 |

PB – Steinbach.
T – 2:45. **A** – 49,385
Umpires – Garcia, Runge, Voltaggio, Rennert, Clark and Gregg.

| San Francisco | ab | r | h | bi |
|-----------------|-----------|----------|----------|----------|
| Butler cf | 2 | 0 | 1 | 0 |
| Thompson 2b | 3 | 0 | 0 | 1 |
| Clark 1b | 4 | 0 | 0 | 0 |
| Mitchell lf | 4 | 0 | 1 | 0 |
| Williams 3b-ss | 4 | 0 | 0 | 0 |
| Riles dh | 3 | 0 | 0 | 0 |
| Maldonado rf | 3 | 0 | 0 | 0 |
| Kennedy c | 3 | 0 | 1 | 0 |
| Uribe ss | 2 | 1 | 0 | 0 |
| Oberkfell ph-3b | 1 | 0 | 1 | 0 |
| Totals | 29 | 1 | 4 | 1 |

| Oakland | ab | r | h | bi |
|-----------------|-----------|----------|----------|----------|
| R. Henderson lf | 3 | 1 | 3 | 0 |
| Lansford 3b | 3 | 0 | 1 | 1 |
| Canseco rf | 2 | 1 | 0 | 0 |
| Parker dh | 4 | 1 | 1 | 1 |
| D. Henderson cf | 3 | 1 | 0 | 0 |
| McGwire 1b | 4 | 0 | 1 | 0 |
| Steinbach c | 4 | 1 | 1 | 3 |
| Phillips 2b | 3 | 0 | 0 | 0 |
| Weiss ss | 3 | 0 | 0 | 0 |
| Totals | 29 | 5 | 7 | 5 |

| | | | | | | |
|---------------|-----|-----|-----|---|---|---|
| San Francisco | 001 | 000 | 000 | 1 | 4 | 0 |
| Oakland | 100 | 400 | 00x | 5 | 7 | 0 |

DP – San Francisco 2, Oakland 1.
LOB – San Francisco 4, Oakland 5. **2B** – Lansford, Parker, McGwire. **3B** – R. Henderson. **HR** – Steinbach. **SB** – R. Henderson, Butler 2. **CS** – R. Henderson. **SF** – Thompson.

| San Francisco | ip | h | r | er | bb | so |
|----------------|-----------|----------|----------|-----------|-----------|-----------|
| Reuschel (L) | 4.0 | 5 | 5 | 5 | 4 | 2 |
| Downs | 2.0 | 1 | 0 | 0 | 0 | 2 |
| Lefferts | 1.0 | 1 | 0 | 0 | 1 | 1 |
| Bedrosian | 1.0 | 0 | 0 | 0 | 0 | 2 |
| Oakland | ip | h | r | er | bb | so |
| Moore (W) | 7.0 | 4 | 1 | 1 | 2 | 7 |
| Honeycutt | 1.1 | 0 | 0 | 0 | 0 | 1 |
| Eckersley | 0.2 | 0 | 0 | 0 | 0 | 0 |

Reuschel pitched to two batters in the 5th. Moore pitched to one batter in the 8th.
WP – Moore 2. **T** – 2:47. **A** – 49,388
Umpires – Runge, Voltaggio, Rennert, Clark, Gregg and Garcia.

| Oakland | ab | r | h | bi |
|-------------------|-----------|-----------|-----------|-----------|
| R. Henderson lf | 5 | 1 | 1 | 0 |
| Nelson p | 0 | 0 | 0 | 0 |
| Burns p | 0 | 0 | 0 | 0 |
| Lansford 3b | 4 | 4 | 3 | 2 |
| Honeycutt p | 0 | 0 | 0 | 0 |
| Gallego ph | 1 | 0 | 0 | 0 |
| Canseco rf | 5 | 3 | 3 | 3 |
| Javier rf | 0 | 0 | 0 | 0 |
| McGwire 1b | 4 | 0 | 0 | 1 |
| D. Henderson cf | 4 | 2 | 3 | 4 |
| Steinbach c | 4 | 0 | 1 | 1 |
| Phillips 2b-3b-lf | 5 | 1 | 1 | 1 |
| Weiss ss | 5 | 1 | 1 | 0 |
| Stewart p | 3 | 0 | 0 | 0 |
| Blankenship ph-2b | 2 | 1 | 1 | 0 |
| Totals | 42 | 13 | 14 | 12 |

| San Francisco | ab | r | h | bi |
|---------------|-----------|----------|-----------|----------|
| Butler cf | 3 | 0 | 0 | 0 |
| Nixon ph-cf | 2 | 1 | 1 | 0 |
| Thompson 2b | 3 | 0 | 0 | 0 |
| Litton ph-2b | 2 | 0 | 2 | 1 |
| Clark 1b | 4 | 1 | 1 | 0 |
| Mitchell lf | 5 | 1 | 1 | 0 |
| Oberkfell 3b | 2 | 1 | 1 | 0 |
| Williams ss | 4 | 1 | 1 | 1 |
| Kennedy c | 3 | 0 | 1 | 2 |
| Manwaring c | 1 | 1 | 1 | 0 |
| Sheridan rf | 2 | 0 | 0 | 0 |
| Brantley p | 0 | 0 | 0 | 0 |
| Riles ph | 1 | 0 | 0 | 0 |
| Hammaker p | 0 | 0 | 0 | 0 |
| Lefferts p | 0 | 0 | 0 | 0 |
| Bathe ph | 1 | 1 | 1 | 3 |
| Garrelts p | 1 | 0 | 0 | 0 |
| Downs p | 0 | 0 | 0 | 0 |
| Maldonado rf | 3 | 0 | 0 | 0 |
| Totals | 37 | 7 | 10 | 7 |

| | | | | | | |
|---------------|-----|-----|-----|----|----|---|
| Oakland | 200 | 241 | 040 | 13 | 14 | 0 |
| San Francisco | 010 | 200 | 004 | 7 | 10 | 3 |

E – Oberkfell, Mitchell, Lefferts. **DP** – San Francisco 1. **LOB** – Oakland 7, San Francisco 6. **2B** – D. Henderson, R. Henderson, Manwaring Litton. **HR** – Williams, D. Henderson 2, Phillips, Canseco, Lansford, Bathe. **SB** – R. Henderson 2.

| Oakland | ip | h | r | er | bb | so |
|----------------------|-----------|----------|----------|-----------|-----------|-----------|
| Stewart (W) | 7.0 | 5 | 3 | 3 | 1 | 8 |
| Honeycutt | 1.0 | 1 | 0 | 0 | 0 | 1 |
| Nelson | 0.2 | 3 | 4 | 4 | 1 | 1 |
| Burns | 0.1 | 1 | 0 | 0 | 1 | 0 |
| San Francisco | ip | h | r | er | bb | so |
| Garrelts (L) | 3.1 | 6 | 4 | 4 | 0 | 3 |
| Downs | 1.0 | 2 | 4 | 4 | 2 | 1 |
| Brantley | 2.2 | 1 | 1 | 1 | 2 | 1 |
| Hammaker | 0.2 | 5 | 4 | 4 | 0 | 0 |
| Lefferts | 1.1 | 0 | 0 | 0 | 0 | 0 |

HBP – by Hammaker (D. Henderson).
Balk – Brantley.
T – 3:03. **A** – 62,038
Umpires – Voltaggio, Rennert, Clark, Gregg, Garcia and Runge.

Game 4 — October 28
Oakland 9, San Francisco 6

| Oakland | ab | r | h | bi |
|-----------------|-----------|----------|-----------|-----------|
| R. Henderson lf | 6 | 2 | 3 | 2 |
| Lansford 3b | 4 | 1 | 2 | 1 |
| Canseco rf | 4 | 1 | 2 | 0 |
| McGwire 1b | 5 | 0 | 1 | 0 |
| D. Henderson cf | 3 | 2 | 1 | 0 |
| Steinbach c | 4 | 1 | 1 | 3 |
| Phillips 2b | 5 | 0 | 1 | 1 |
| Weiss ss | 3 | 1 | 0 | 0 |
| Moore p | 3 | 1 | 1 | 2 |
| Phelps ph | 1 | 0 | 0 | 0 |
| Nelson p | 0 | 0 | 0 | 0 |
| Honeycutt p | 0 | 0 | 0 | 0 |
| Burns p | 0 | 0 | 0 | 0 |
| Parker ph | 1 | 0 | 0 | 0 |
| Eckersley p | 0 | 0 | 0 | 0 |
| Totals | 39 | 9 | 12 | 9 |

| San Francisco | ab | r | h | bi |
|----------------------|-----------|----------|----------|-----------|
| Butler cf | 5 | 1 | 3 | 1 |
| Oberkfell 3b | 3 | 0 | 0 | 0 |
| Thompson ph-2b | 1 | 0 | 1 | 1 |
| Bedrosian p | 0 | 0 | 0 | 0 |
| Clark 1b | 4 | 1 | 1 | 0 |
| Mitchell lf | 4 | 1 | 1 | 2 |
| Williams ss-3b | 4 | 0 | 1 | 0 |
| Kennedy c | 3 | 1 | 0 | 0 |
| Litton 2b-3b-2b | 4 | 1 | 1 | 2 |
| Nixon rf | 3 | 0 | 0 | 0 |
| Robinson p | 0 | 0 | 0 | 0 |
| LaCoss p | 1 | 0 | 0 | 0 |
| Bathe ph | 1 | 0 | 0 | 0 |
| Brantley p | 0 | 0 | 0 | 0 |
| Downs p | 0 | 0 | 0 | 0 |
| Maldonado ph | 1 | 1 | 1 | 0 |
| Lefferts p | 0 | 0 | 0 | 0 |
| Uribe ss | 1 | 0 | 0 | 0 |
| Totals | 35 | 6 | 9 | 6 |

| | | | | | | |
|---------------|-----|-----|-----|---|----|---|
| Oakland | 130 | 031 | 010 | 9 | 12 | 0 |
| San Francisco | 000 | 002 | 400 | 6 | 9 | 0 |

LOB – Oakland 10, San Francisco 4. **2B** – D. Henderson, Moore, Phillips, Butler. **3B** – Steinbach, R. Henderson, Maldonado. **HR** – R. Henderson, Mitchell, Litton. **SB** – Canseco. **CS** – Butler.

| Oakland | ip | h | r | er | bb | so |
|----------------------|-----------|----------|----------|-----------|-----------|-----------|
| Moore (W) | 6.0 | 5 | 2 | 2 | 1 | 3 |
| Nelson | 0.1 | 1 | 2 | 2 | 1 | 0 |
| Honeycutt | 0.1 | 3 | 2 | 2 | 0 | 0 |
| Burns | 1.1 | 0 | 0 | 0 | 0 | 0 |
| Eckersley (Sv) | 1.0 | 0 | 0 | 0 | 0 | 0 |
| San Francisco | ip | h | r | er | bb | so |
| Robinson (L) | 1.2 | 4 | 4 | 4 | 1 | 0 |
| LaCoss | 3.1 | 4 | 3 | 3 | 3 | 1 |
| Brantley | 0.1 | 3 | 1 | 1 | 0 | 0 |
| Downs | 1.2 | 0 | 0 | 0 | 0 | 1 |
| Lefferts | 0.1 | 1 | 1 | 1 | 1 | 0 |
| Bedrosian | 1.2 | 0 | 0 | 0 | 2 | 0 |

HBP – by Hammaker (D. Henderson).
Balk – Brantley.
T – 3:07. **A** – 62,032
Umpires – Rennett, Clark, Gregg, Garcia, Runge and Voltaggio.

1990 ALCS

The A's sweep Boston in the American League Championship Series for the second time in the last three years and become the first team since the 1976-78 New York Yankees to win three straight pennants. The A's pitching staff held the Red Sox to four runs, one in each game, while the offense hit .299 with no home runs. Dave Stewart picked up two wins and posted a 1.13 ERA to earn ALCS MVP honors and Terry Steinbach (.455), Carney Lansford (.438) and Mike Gallego (.400) all hit .400.

Dave Stewart and Roger Clemens engaged in a pitchers duel in Game 1 and when Clemens left after six innings, the A's trailed 1-0. The A's then scored nine runs off the Sox bullpen, including seven in the ninth, to win 9-1. Rickey Henderson had three RBI, Lansford and Steinbach had three hits each and Stewart allows one run in eight innings. Boston again took a 1-0 lead in Game 2, but the A's scored four unanswered runs this time, tying the game on a Harold Baines RBI single in the fourth and taking the lead on a Baines ground out in the seventh. The series moves to Oakland for Game 3 and starts in a familiar way as Boston scores a run in the second before the A's score twice in the fourth and sixth innings to win 4-1. The A's finally score first in Game 4, scoring three times in the second highlighted by a two-run double by Mike Gallego. Dave Stewart pitches eight scoreless innings before allowing a run in the ninth and Rick Honeycutt gets the final three outs for the save in the A's 3-1 win.

FINAL STATISTICS

| PLAYER | AVG | G | AB | R | H | TB | 2B | 3B | HR | RBI | SH | SF | HP | BB | IBB | SO | SB | CS | DP | E | SLG | OBP |
|---------------|-------------|----------|------------|-----------|-----------|-----------|----------|----------|----------|-----------|----------|----------|----------|-----------|----------|-----------|----------|----------|----------|----------|-------------|-------------|
| Baines | .357 | 4 | 14 | 2 | 5 | 6 | 1 | 0 | 0 | 3 | 1 | 0 | 0 | 2 | 2 | 1 | 1 | 0 | 1 | 0 | .429 | .438 |
| Blankenship | — | 3 | 0 | 1 | 0 | 0 | 0 | 0 | 0 | 0 | 0 | 0 | 0 | 0 | 0 | 0 | 1 | 0 | 0 | 0 | — | — |
| Canseco | .182 | 4 | 11 | 3 | 2 | 2 | 0 | 0 | 0 | 1 | 0 | 1 | 0 | 5 | 0 | 5 | 2 | 0 | 0 | 0 | .182 | .412 |
| Gallego | .400 | 4 | 10 | 1 | 4 | 5 | 1 | 0 | 0 | 2 | 0 | 0 | 1 | 1 | 0 | 1 | 0 | 1 | 0 | 0 | .500 | .500 |
| Hassey | .333 | 2 | 3 | 0 | 1 | 1 | 0 | 0 | 0 | 0 | 0 | 0 | 1 | 2 | 0 | 0 | 0 | 0 | 1 | 0 | .333 | .667 |
| Henderson, D | .167 | 2 | 6 | 0 | 1 | 1 | 0 | 0 | 0 | 1 | 0 | 1 | 1 | 0 | 0 | 2 | 1 | 0 | 1 | 0 | .167 | .250 |
| Henderson, R | .294 | 4 | 17 | 1 | 5 | 5 | 0 | 0 | 0 | 3 | 0 | 1 | 0 | 1 | 0 | 2 | 2 | 1 | 0 | 0 | .294 | .316 |
| Jennings | .000 | 1 | 1 | 0 | 0 | 0 | 0 | 0 | 0 | 0 | 0 | 0 | 0 | 0 | 0 | 0 | 0 | 0 | 0 | 0 | .000 | .000 |
| Lansford | .438 | 4 | 16 | 2 | 7 | 8 | 1 | 0 | 0 | 2 | 2 | 0 | 0 | 0 | 0 | 1 | 0 | 0 | 0 | 0 | .500 | .438 |
| McGee | .222 | 3 | 9 | 3 | 2 | 3 | 1 | 0 | 0 | 0 | 1 | 0 | 0 | 1 | 0 | 2 | 2 | 0 | 0 | 0 | .333 | .300 |
| McGwire | .154 | 4 | 13 | 2 | 2 | 2 | 0 | 0 | 0 | 2 | 0 | 0 | 1 | 3 | 0 | 3 | 0 | 0 | 0 | 0 | .154 | .353 |
| Quirk | 1.000 | 1 | 1 | 0 | 1 | 1 | 0 | 0 | 0 | 0 | 0 | 0 | 0 | 0 | 0 | 0 | 0 | 0 | 0 | 0 | 1.000 | 1.000 |
| Randolph | .375 | 4 | 8 | 1 | 3 | 3 | 0 | 0 | 0 | 3 | 0 | 0 | 0 | 1 | 0 | 0 | 0 | 0 | 1 | 0 | .375 | .444 |
| Steinbach | .455 | 3 | 11 | 2 | 5 | 5 | 0 | 0 | 0 | 1 | 0 | 0 | 0 | 1 | 0 | 2 | 0 | 1 | 1 | 0 | .455 | .500 |
| Weiss | .000 | 2 | 7 | 2 | 0 | 0 | 0 | 0 | 0 | 0 | 0 | 0 | 0 | 2 | 0 | 2 | 0 | 0 | 0 | 1 | .000 | .222 |
| Totals | .299 | 4 | 127 | 20 | 38 | 42 | 4 | 0 | 0 | 18 | 4 | 3 | 4 | 19 | 2 | 21 | 9 | 3 | 5 | 1 | .331 | .399 |

| PITCHER | W | L | ERA | G | GS | CG | GF | SHO | SV | IP | H | R | ER | HR | HB | BB | IBB | SO | WP | BK | AVG |
|---------------|----------|----------|-------------|----------|----------|----------|----------|----------|----------|-------------|-----------|----------|----------|----------|----------|----------|----------|-----------|----------|----------|-------------|
| Eckersley | 0 | 0 | 0.00 | 3 | 0 | 0 | 3 | 0 | 2 | 3.1 | 2 | 0 | 0 | 0 | 0 | 0 | 0 | 3 | 0 | 0 | .167 |
| Honeycutt | 0 | 0 | 0.00 | 3 | 0 | 0 | 1 | 0 | 1 | 1.2 | 0 | 0 | 0 | 0 | 0 | 0 | 0 | 0 | 0 | 0 | .000 |
| Moore | 1 | 0 | 1.50 | 1 | 1 | 0 | 0 | 0 | 0 | 6.0 | 4 | 1 | 1 | 0 | 0 | 1 | 0 | 5 | 0 | 0 | .190 |
| Nelson | 0 | 0 | 0.00 | 1 | 0 | 0 | 0 | 0 | 0 | 1.2 | 3 | 0 | 0 | 0 | 0 | 0 | 0 | 0 | 0 | 0 | .375 |
| Stewart | 2 | 0 | 1.13 | 2 | 2 | 0 | 0 | 0 | 0 | 16.0 | 8 | 2 | 2 | 1 | 0 | 2 | 0 | 4 | 0 | 0 | .148 |
| Welch | 1 | 0 | 1.23 | 1 | 1 | 0 | 0 | 0 | 0 | 7.1 | 6 | 1 | 1 | 0 | 0 | 3 | 0 | 4 | 0 | 0 | .222 |
| Totals | 4 | 0 | 1.00 | 4 | 4 | 0 | 4 | 0 | 3 | 36.0 | 23 | 4 | 4 | 1 | 0 | 6 | 0 | 16 | 0 | 0 | .183 |

Game 1 — October 6
Oakland 9, Boston 1

| Oakland | ab | r | h | bi |
|-----------------|-----------|----------|-----------|----------|
| R. Henderson lf | 5 | 1 | 2 | 3 |
| McGee cf | 4 | 1 | 0 | 0 |
| Canseco rf | 2 | 1 | 1 | 1 |
| Baines dh | 3 | 0 | 1 | 0 |
| Blankenship pr | 0 | 1 | 0 | 0 |
| Lansford 3b | 5 | 1 | 3 | 2 |
| Steinbach c | 5 | 1 | 3 | 1 |
| McGwire 1b | 3 | 1 | 0 | 0 |
| Weiss ss | 3 | 2 | 0 | 0 |
| Gallego 2b | 1 | 0 | 1 | 0 |
| Quirk ph | 1 | 0 | 1 | 0 |
| Randolph pr-2b | 2 | 0 | 1 | 1 |
| Totals | 34 | 9 | 13 | 8 |

| Boston | ab | r | h | bi |
|---------------|-----------|----------|----------|----------|
| Reed 2b-ss | 3 | 0 | 0 | 0 |
| Quintana 1b | 4 | 0 | 0 | 0 |
| Boggs 3b | 4 | 1 | 1 | 1 |
| Burks cf | 4 | 0 | 1 | 0 |
| Greenwell lf | 4 | 0 | 0 | 0 |
| Evans dh | 2 | 0 | 0 | 0 |
| Brunansky rf | 3 | 0 | 1 | 0 |
| Pena c | 3 | 0 | 0 | 0 |
| Rivera ss | 2 | 0 | 1 | 0 |
| Marshall ph | 1 | 0 | 1 | 0 |
| Kutcher pr | 0 | 0 | 0 | 0 |
| Barrett 2b | 0 | 0 | 0 | 0 |
| Totals | 30 | 1 | 5 | 1 |

| | | | | | | |
|---------|-----|-----|-----|---|----|---|
| Oakland | 000 | 000 | 117 | 9 | 13 | 0 |
| Boston | 000 | 100 | 000 | 1 | 5 | 1 |

E – Gray. **DP** – Oakland 1, Boston 1. **LOB** – Oakland 11, Boston 4. **2B** – Lansford, Burks. **HR** – Boggs. **SB** – Canseco, R. Henderson, McGee. **SH** – Reed, Baines, McGee. **SF** – R. Henderson, Canseco.

| Oakland | ip | h | r | er | bb | so |
|---------------|-----------|----------|----------|-----------|-----------|-----------|
| Stewart (W) | 8.0 | 4 | 1 | 1 | 1 | 3 |
| Eckersley | 1.0 | 1 | 0 | 0 | 0 | 0 |
| Boston | ip | h | r | er | bb | so |
| Clemens | 6.0 | 4 | 0 | 0 | 4 | 4 |
| Andersen (L) | 1.0 | 2 | 2 | 2 | 1 | 0 |
| Bolton | 0.1 | 0 | 0 | 0 | 0 | 0 |
| Gray | 0.2 | 3 | 2 | 1 | 1 | 0 |
| Lamp | 0.1 | 2 | 4 | 4 | 2 | 0 |
| Murphy | 0.2 | 2 | 1 | 1 | 1 | 0 |

Andersen pitched to one batter in eighth. Gray pitched to two batters in ninth. **WP** – Clemens. **PB** – Pena. **T** – 3:26. **A** – 35,192
Umpires – Garcia, Hirschbeck, Evans, Cooney, Voltaggio and McCoy.

Game 2 — October 7
Oakland 4, Boston 1

| Oakland | ab | r | h | bi |
|-----------------|-----------|----------|-----------|----------|
| R. Henderson lf | 5 | 0 | 1 | 0 |
| McGee cf | 5 | 2 | 2 | 0 |
| Canseco rf | 3 | 1 | 1 | 0 |
| Baines dh | 5 | 0 | 2 | 3 |
| Blankenship pr | 0 | 0 | 0 | 0 |
| McGwire 1b | 5 | 0 | 2 | 1 |
| Lansford 3b | 5 | 0 | 3 | 0 |
| Hassey c | 3 | 0 | 1 | 0 |
| Weiss ss | 4 | 0 | 0 | 0 |
| Randolph 2b | 0 | 0 | 0 | 0 |
| Gallego 2b-ss | 3 | 1 | 1 | 0 |
| Totals | 38 | 4 | 13 | 4 |

| Boston | ab | r | h | bi |
|---------------|-----------|----------|----------|----------|
| Reed 2b-ss | 4 | 0 | 1 | 0 |
| Quintana 1b | 3 | 0 | 0 | 1 |
| Boggs 3b | 4 | 0 | 2 | 0 |
| Burks cf | 3 | 0 | 1 | 0 |
| Greenwell lf | 3 | 0 | 0 | 0 |
| Evans dh | 4 | 0 | 1 | 0 |
| Brunansky rf | 3 | 0 | 0 | 0 |
| Pena c | 4 | 0 | 0 | 0 |
| Rivera ss | 2 | 1 | 1 | 0 |
| Marshall ph | 1 | 0 | 0 | 0 |
| Barrett 2b | 0 | 0 | 0 | 0 |
| Heep ph | 1 | 0 | 0 | 0 |
| Totals | 32 | 1 | 6 | 1 |

| | | | | | | |
|---------|-----|-----|-----|---|----|---|
| Oakland | 000 | 100 | 102 | 4 | 13 | 1 |
| Boston | 001 | 000 | 000 | 1 | 6 | 0 |

E – Weiss. **DP** – Oakland 1, Boston 2. **LOB** – Oakland 12, Boston 8. **2B** – Evans, Rivera, McGee, Baines. **SB** – Burks, McGee. **SF** – Quintana.

| Oakland | ip | h | r | er | bb | so |
|---------------|-----------|----------|----------|-----------|-----------|-----------|
| Welch (W) | 7.1 | 6 | 1 | 1 | 3 | 4 |
| Honeycutt | 0.1 | 0 | 0 | 0 | 0 | 0 |
| Eckersley (S) | 1.1 | 0 | 0 | 0 | 0 | 2 |
| Boston | ip | h | r | er | bb | so |
| Kiecker | 5.2 | 6 | 1 | 1 | 1 | 2 |
| Harris (L) | 0.1 | 3 | 1 | 1 | 0 | 0 |
| Andersen | 1.0 | 1 | 0 | 0 | 1 | 1 |
| Reardon | 2.0 | 3 | 2 | 2 | 1 | 0 |

Harris pitched to two batters in seventh. Andersen pitched to one batter in eighth. **HBP** – by Kiecker (Gallego), by Reardon (Hassey). **T** – 3:42. **A** – 35,070
Umpires – Hirschbeck, Evans, Cooney, Voltaggio, McCoy and Garcia.

Game 3 — October 9
Oakland 4, Boston 1

| Boston | ab | r | h | bi |
|---------------|-----------|----------|----------|----------|
| Reed 2b-ss | 4 | 0 | 0 | 0 |
| Quintana 1b | 4 | 0 | 0 | 0 |
| Boggs 3b | 4 | 0 | 2 | 0 |
| Burks cf | 4 | 0 | 1 | 0 |
| Greenwell lf | 3 | 1 | 0 | 0 |
| Evans dh | 4 | 0 | 2 | 0 |
| Brunansky rf | 3 | 0 | 0 | 1 |
| Pena c | 4 | 0 | 3 | 0 |
| Kutcher pr | 0 | 0 | 0 | 0 |
| Rivera ss | 2 | 0 | 0 | 0 |
| Marshall ph | 1 | 0 | 0 | 0 |
| Barrett 2b | 0 | 0 | 0 | 0 |
| Heep ph | 1 | 0 | 0 | 0 |
| Totals | 34 | 1 | 8 | 1 |

| Oakland | ab | r | h | bi |
|-----------------|-----------|----------|----------|----------|
| R. Henderson lf | 4 | 0 | 1 | 0 |
| Lansford 3b | 3 | 0 | 0 | 0 |
| Canseco rf | 3 | 1 | 0 | 0 |
| Baines dh | 3 | 2 | 1 | 0 |
| McGwire 1b | 3 | 0 | 0 | 0 |
| D. Henderson cf | 2 | 0 | 1 | 1 |
| Steinbach c | 3 | 1 | 0 | 0 |
| Randolph 2b | 4 | 0 | 2 | 2 |
| Gallego ss | 3 | 0 | 1 | 0 |
| Totals | 28 | 4 | 6 | 3 |

| | | | | | | |
|---------|-----|-----|-----|---|---|---|
| Boston | 010 | 000 | 000 | 1 | 8 | 3 |
| Oakland | 000 | 202 | 00x | 4 | 6 | 0 |

E – Boddicker, Rivera, Pena. **DP** – Boston 1. **LOB** – Boston 8, Oakland 7. **2B** – Boggs. **SB** – Canseco, Baines, D. Henderson. **SH** – Lansford. **SF** – Brunansky, D. Henderson.

| Boston | ip | h | r | er | bb | so |
|----------------|-----------|----------|----------|-----------|-----------|-----------|
| Boddicker (L) | 8.0 | 6 | 4 | 2 | 3 | 7 |
| Oakland | ip | h | r | er | bb | so |
| Moore (W) | 6.0 | 4 | 1 | 1 | 1 | 5 |
| Nelson | 1.2 | 3 | 0 | 0 | 0 | 0 |
| Honeycutt | 0.1 | 0 | 0 | 0 | 0 | 0 |
| Eckersley (S) | 1.0 | 1 | 0 | 0 | 0 | 1 |

HBP – by Boddicker (McGwire, D. Henderson). **T** – 2:47. **A** – 49,026.
Umpires – Evans, Cooney, Voltaggio, McCoy, Garcia and Hirschbeck.

Game 4 — October 10
Oakland 3, Boston 1

| Boston | ab | r | h | bi |
|---------------|-----------|----------|----------|-----------|
| Burks cf | 4 | 1 | 1 | 0 |
| Reed 2b | 4 | 0 | 1 | 1 |
| Boggs 3b | 4 | 0 | 2 | 0 |
| Greenwell lf | 4 | 0 | 0 | 0 |
| Pena c | 3 | 0 | 0 | 0 |
| Evans dh | 3 | 0 | 0 | 0 |
| Brunansky rf | 3 | 0 | 0 | 0 |
| Quintana 1b | 2 | 0 | 0 | 0 |
| Rivera ss | 3 | 0 | 0 | 0 |
| Totals | 30 | 1 | 4 | 1 |

| Oakland | ab | r | h | bi |
|-----------------|-----------|----------|----------|-----------|
| R. Henderson lf | 3 | 0 | 1 | 0 |
| D. Henderson cf | 4 | 0 | 0 | 0 |
| Canseco rf | 3 | 0 | 0 | 0 |
| Jennings rf | 1 | 0 | 0 | 0 |
| Baines dh | 3 | 0 | 1 | 0 |
| McGee pr | 0 | 0 | 0 | 0 |
| Hassey ph | 0 | 0 | 0 | 0 |
| Blankenship pr | 0 | 0 | 0 | 0 |
| Lansford 3b | 3 | 1 | 1 | 0 |
| Steinbach c | 3 | 0 | 2 | 0 |
| McGwire 1b | 2 | 1 | 0 | 1 |
| Randolph 2b | 2 | 1 | 0 | 0 |
| Gallego ss | 3 | 0 | 1 | 2 |
| Totals | 27 | 3 | 6 | 3 |

| | | | | | | |
|---------|-----|-----|-----|---|---|---|
| Boston | 000 | 000 | 001 | 1 | 4 | 1 |
| Oakland | 030 | 000 | 00x | 3 | 6 | 0 |

E – Greenwell. **DP** – Boston 2, Oakland 1. **LOB** – Boston 3, Oakland 5. **2B** – Gallego, Burks. **SB** – R. Henderson, Blankenship. **SH** – Lansford.

| Boston | ip | h | r | er | bb | so |
|----------------|-----------|----------|----------|-----------|-----------|-----------|
| Clemens (L) | 1.2 | 3 | 3 | 3 | 1 | 0 |
| Bolton | 2.2 | 2 | 0 | 0 | 2 | 3 |
| Gray | 2.2 | 1 | 0 | 0 | 0 | 2 |
| Andersen | 1.0 | 0 | 0 | 0 | 1 | 2 |
| Oakland | ip | h | r | er | bb | so |
| Stewart (W) | 8.0 | 4 | 1 | 1 | 1 | 1 |
| Honeycutt (S) | 1.0 | 0 | 0 | 0 | 0 | 0 |

Stewart pitched to two batters in ninth.

T – 3:02. **A** – 49,052.

Umpires – Cooney, Voltaggio, McCoy, Garcia, Hirschbeck and Evans.

1990 WORLD SERIES

The A's are swept by Cincinnati in the World Series, the fourth sweep in which the A's were involved in six post season series from 1988-90. The Reds outscore the A's 22-8 shutting out Oakland in Game 1 and holding the A's to one run in Game 4. The A's hit .207 as a team led by Rickey Henderson (.333). Dave Stewart posts a 2.77 ERA but loses twice.

Former Athletic Jose Rijo shuts out the A's in Game 1 at Cincinnati, 7-0. He combines with Rob Dibble and Randy Myers on a nine-hit shutout as the A's strand 11. Dave Stewart takes the loss, allowing four runs on three hits and four walks in four innings. The A's lose 5-4 in 10 innings in Game 2 as Dennis Eckersley allows three consecutive hits, including the game winning RBI single to Joe Oliver. Jose Canseco's solo home run highlights the A's three-run third which puts Oakland ahead 4-2 but the Reds score one in the fourth and one in the eighth to tie game. The series moves to Oakland for Game 3 but the Reds win 8-2, scoring seven times in the third inning. Mike Moore allows six runs in 2 2/3 innings for the loss and Scott Sanderson allows two more. Harold Baines hits a two-run home run and Rickey Henderson a solo shot for the A's scoring. Dave Stewart tosses a complete game in Game 4, but the A's lose 2-1 as Jose Rijo and Randy Myers combine on a two-hitter. Carney Lansford has a RBI single in the first. Stewart shuts out the Reds over the first seven innings before Cincinnati scores two in the eighth on a fielders choice and a Hal Morris sacrifice fly.

FINAL STATISTICS

| PLAYER | AVG | G | AB | R | H | TB | 2B | 3B | HR | RBI | SH | SF | HP | BB | IBB | SO | SB | CS | DP | E | SLG | OBP |
|---------------|-------------|----------|------------|----------|-----------|-----------|----------|----------|----------|----------|----------|----------|----------|-----------|----------|-----------|----------|----------|----------|----------|-------------|-------------|
| Baines | .143 | 3 | 7 | 1 | 1 | 4 | 0 | 0 | 1 | 2 | 0 | 0 | 0 | 1 | 1 | 2 | 0 | 0 | 0 | 0 | .571 | .250 |
| Blankenship | .000 | 1 | 1 | 0 | 0 | 0 | 0 | 0 | 0 | 0 | 0 | 0 | 0 | 0 | 0 | 1 | 0 | 0 | 0 | 0 | .000 | .000 |
| Bordick | — | 3 | 0 | 0 | 0 | 0 | 0 | 0 | 0 | 0 | 0 | 0 | 0 | 0 | 0 | 0 | 0 | 0 | 0 | 0 | — | — |
| Canseco | .083 | 4 | 12 | 1 | 1 | 4 | 0 | 0 | 1 | 2 | 0 | 0 | 0 | 2 | 0 | 3 | 0 | 0 | 1 | 0 | .333 | .214 |
| Gallego | .091 | 4 | 11 | 0 | 1 | 1 | 0 | 0 | 0 | 1 | 0 | 0 | 0 | 1 | 0 | 3 | 1 | 0 | 0 | 1 | .091 | .167 |
| Hassey | .333 | 3 | 6 | 0 | 2 | 2 | 0 | 0 | 1 | 0 | 1 | 0 | 0 | 0 | 0 | 0 | 0 | 0 | 0 | 0 | .333 | .286 |
| Henderson, D. | .231 | 4 | 13 | 2 | 3 | 4 | 1 | 0 | 0 | 0 | 0 | 0 | 0 | 1 | 0 | 3 | 0 | 0 | 0 | 0 | .308 | .286 |
| Henderson, R. | .333 | 4 | 15 | 2 | 5 | 10 | 2 | 0 | 1 | 1 | 0 | 0 | 0 | 3 | 0 | 4 | 3 | 0 | 0 | 0 | .667 | .444 |
| Jennings | 1.000 | 1 | 1 | 0 | 1 | 1 | 0 | 0 | 0 | 0 | 0 | 0 | 0 | 0 | 0 | 0 | 0 | 0 | 0 | 0 | 1.000 | 1.000 |
| Lansford | .267 | 4 | 15 | 0 | 4 | 4 | 0 | 0 | 1 | 1 | 0 | 0 | 0 | 1 | 0 | 0 | 1 | 0 | 0 | 0 | .267 | .313 |
| McGee | .200 | 4 | 10 | 1 | 2 | 3 | 1 | 0 | 0 | 0 | 0 | 0 | 0 | 0 | 0 | 2 | 1 | 0 | 1 | 0 | .300 | .200 |
| McGwire | .214 | 4 | 14 | 1 | 3 | 3 | 0 | 0 | 0 | 0 | 0 | 0 | 0 | 2 | 0 | 4 | 0 | 0 | 0 | 2 | .214 | .313 |
| Quirk | .000 | 1 | 3 | 0 | 0 | 0 | 0 | 0 | 0 | 0 | 0 | 0 | 0 | 0 | 0 | 2 | 0 | 0 | 0 | 0 | .000 | .000 |
| Randolph | .267 | 4 | 15 | 0 | 4 | 4 | 0 | 0 | 0 | 0 | 0 | 0 | 0 | 1 | 0 | 0 | 1 | 0 | 0 | 0 | .267 | .313 |
| Steinbach | .125 | 3 | 8 | 0 | 1 | 1 | 0 | 0 | 0 | 0 | 0 | 0 | 0 | 0 | 0 | 1 | 0 | 0 | 0 | 0 | .125 | .125 |
| Stewart | .000 | 2 | 1 | 0 | 0 | 0 | 0 | 0 | 0 | 0 | 0 | 0 | 0 | 0 | 0 | 1 | 0 | 0 | 0 | 0 | .000 | .000 |
| Welch | .000 | 1 | 3 | 0 | 0 | 0 | 0 | 0 | 0 | 0 | 1 | 0 | 0 | 0 | 0 | 2 | 0 | 0 | 0 | 0 | .000 | .000 |
| Totals | .207 | 4 | 135 | 8 | 28 | 41 | 4 | 0 | 3 | 8 | 2 | 1 | 0 | 12 | 1 | 28 | 7 | 0 | 2 | 5 | .304 | .270 |

| PITCHER | W | L | ERA | G | GS | CG | GF | SHO | SV | IP | H | R | ER | HR | HB | BB | IBB | SO | WP | BK | AVG |
|---------------|----------|----------|-------------|----------|----------|----------|----------|----------|----------|-------------|-----------|-----------|-----------|----------|----------|-----------|----------|----------|----------|----------|-------------|
| Burns | 0 | 0 | 16.20 | 2 | 0 | 0 | 0 | 0 | 0 | 1.2 | 5 | 3 | 3 | 0 | 0 | 2 | 0 | 0 | 1 | 0 | .500 |
| Eckersley | 0 | 1 | 6.75 | 2 | 0 | 0 | 2 | 0 | 0 | 1.1 | 3 | 1 | 1 | 0 | 0 | 0 | 0 | 1 | 0 | 0 | .429 |
| Honeycutt | 0 | 0 | 0.00 | 1 | 0 | 0 | 0 | 0 | 0 | 1.2 | 2 | 0 | 0 | 0 | 0 | 1 | 1 | 0 | 0 | 0 | .286 |
| Klink | 0 | 0 | — | 1 | 0 | 0 | 0 | 0 | 0 | 0.0 | 0 | 0 | 0 | 0 | 0 | 1 | 0 | 0 | 0 | 0 | — |
| Moore | 0 | 1 | 6.75 | 1 | 1 | 0 | 0 | 0 | 0 | 2.2 | 8 | 6 | 2 | 2 | 0 | 0 | 0 | 1 | 0 | 0 | .500 |
| Nelson | 0 | 0 | 0.00 | 2 | 0 | 0 | 0 | 0 | 0 | 5.0 | 3 | 0 | 0 | 0 | 0 | 2 | 0 | 0 | 0 | 0 | .188 |
| Sanderson | 0 | 0 | 10.80 | 2 | 0 | 0 | 0 | 0 | 0 | 1.2 | 4 | 2 | 2 | 0 | 0 | 1 | 0 | 0 | 1 | 0 | .500 |
| Stewart | 0 | 2 | 3.46 | 2 | 2 | 1 | 0 | 0 | 0 | 13.0 | 10 | 6 | 5 | 1 | 1 | 6 | 0 | 5 | 0 | 0 | .222 |
| Welch | 0 | 0 | 4.91 | 1 | 1 | 0 | 0 | 0 | 0 | 7.1 | 9 | 4 | 4 | 0 | 0 | 2 | 0 | 2 | 0 | 0 | .310 |
| Young | 0 | 0 | 0.00 | 1 | 0 | 0 | 1 | 0 | 0 | 1.0 | 1 | 0 | 0 | 0 | 0 | 0 | 0 | 0 | 0 | 0 | .250 |
| Totals | 0 | 4 | 3.57 | 4 | 4 | 1 | 3 | 0 | 0 | 35.1 | 45 | 22 | 14 | 3 | 1 | 15 | 1 | 9 | 2 | 0 | .317 |

Game 1 — October 16
Cincinnati 7, Oakland 0

Game 2 — October 17
Cincinnati 5, Oakland 4

Game 3 — October 19
Cincinnati 8, Oakland 3

| Oakland | ab | r | h | bi |
|-----------------|-----------|----------|----------|----------|
| R. Henderson lf | 5 | 0 | 3 | 0 |
| McGee cf | 5 | 0 | 1 | 0 |
| Canseco rf | 2 | 0 | 0 | 0 |
| McGwire 1b | 3 | 0 | 0 | 0 |
| Lansford 3b | 4 | 0 | 2 | 0 |
| Steinbach c | 4 | 0 | 1 | 0 |
| Randolph 2b | 4 | 0 | 1 | 0 |
| Gallego ss | 4 | 0 | 0 | 0 |
| Stewart p | 1 | 0 | 0 | 0 |
| Jennings ph | 1 | 0 | 1 | 0 |
| Burns p | 0 | 0 | 0 | 0 |
| Nelson p | 0 | 0 | 0 | 0 |
| Hassey ph | 1 | 0 | 0 | 0 |
| Sanderson p | 0 | 0 | 0 | 0 |
| Eckersley p | 0 | 0 | 0 | 0 |
| D. Henderson ph | 1 | 0 | 0 | 0 |
| Totals | 35 | 0 | 9 | 0 |

| Cincinnati | ab | r | h | bi |
|---------------|-----------|----------|-----------|----------|
| Larkin ss | 4 | 1 | 0 | 0 |
| Hatcher cf | 3 | 3 | 3 | 1 |
| O'Neill rf | 2 | 1 | 0 | 1 |
| Davis lf | 4 | 2 | 2 | 3 |
| Morris 1b | 4 | 0 | 1 | 0 |
| Sabo 3b | 3 | 0 | 1 | 2 |
| Oliver c | 4 | 0 | 1 | 0 |
| Duncan 2b | 3 | 0 | 1 | 0 |
| Rijo p | 3 | 0 | 1 | 0 |
| Dibble p | 0 | 0 | 0 | 0 |
| Benzyer ph | 1 | 0 | 0 | 0 |
| Myers p | 0 | 0 | 0 | 0 |
| Totals | 31 | 7 | 10 | 7 |

| | | | | | | |
|------------|-----|-----|-----|---|----|---|
| Oakland | 000 | 000 | 000 | 0 | 9 | 1 |
| Cincinnati | 202 | 030 | 00x | 7 | 10 | 0 |

E — Gallego. **DP** — Oakland 2, Cincinnati 1. **LOB** — Oakland 11, Cincinnati 6. **2B** — R. Henderson 2, Hatcher 2. **HR** — Davis. **SB** — McGee, Lansford.

| Oakland | ip | h | r | er | bb | so |
|-------------------|-----------|----------|----------|-----------|-----------|-----------|
| Stewart (L) | 4.0 | 3 | 4 | 3 | 4 | 3 |
| Burns | 0.2 | 4 | 3 | 3 | 1 | 0 |
| Nelson | 1.1 | 2 | 0 | 0 | 1 | 0 |
| Sanderson | 1.0 | 1 | 0 | 0 | 0 | 0 |
| Eckersley | 1.0 | 0 | 0 | 0 | 0 | 1 |
| Cincinnati | ip | h | r | er | bb | so |
| Rijo (W) | 7.0 | 7 | 0 | 0 | 2 | 5 |
| Dibble | 1.0 | 1 | 0 | 0 | 1 | 0 |
| Myers | 1.0 | 1 | 0 | 0 | 0 | 2 |

WP — Dibble.
T — 2:38. **A** — 55,830
Umpires — Pulli, Roe, Quick, Hendry, Marsh and Barnett.

| Oakland | ab | r | h | bi |
|-----------------|-----------|----------|-----------|----------|
| R. Henderson lf | 4 | 1 | 1 | 0 |
| Lansford 3b | 4 | 0 | 1 | 0 |
| Canseco rf | 5 | 1 | 1 | 2 |
| McGwire 1b | 4 | 1 | 2 | 0 |
| D. Henderson cf | 4 | 1 | 2 | 0 |
| Steinbach c | 0 | 0 | 0 | 0 |
| Randolph 2b | 4 | 0 | 0 | 0 |
| Hassey c | 4 | 0 | 2 | 1 |
| Bordick pr-ss | 0 | 0 | 0 | 0 |
| Gallego ss | 4 | 0 | 1 | 1 |
| Baines ph | 1 | 0 | 0 | 0 |
| Eckersley p | 0 | 0 | 0 | 0 |
| Welch p | 3 | 0 | 0 | 0 |
| Honeycutt p | 0 | 0 | 0 | 0 |
| McGee cf | 0 | 0 | 0 | 0 |
| Totals | 37 | 4 | 10 | 4 |

| Cincinnati | ab | r | h | bi |
|---------------|-----------|----------|-----------|----------|
| Larkin ss | 5 | 1 | 3 | 0 |
| Hatcher cf | 4 | 2 | 4 | 1 |
| O'Neill rf | 4 | 0 | 0 | 0 |
| Davis lf | 5 | 0 | 0 | 1 |
| Morris 1b | 3 | 0 | 0 | 0 |
| Braggs ph | 1 | 0 | 0 | 1 |
| Dibble p | 0 | 0 | 0 | 0 |
| Bates ph | 1 | 1 | 1 | 0 |
| Sabo 3b | 5 | 0 | 3 | 0 |
| Oliver c | 5 | 1 | 2 | 1 |
| Duncan 2b | 3 | 0 | 0 | 0 |
| Jackson p | 1 | 0 | 0 | 0 |
| Scudder p | 0 | 0 | 0 | 0 |
| Oester ph | 1 | 0 | 1 | 1 |
| Armstrong p | 0 | 0 | 0 | 0 |
| Winningham ph | 1 | 0 | 0 | 0 |
| Charlton p | 0 | 0 | 0 | 0 |
| Benzyer 1b | 1 | 0 | 0 | 0 |
| Totals | 40 | 5 | 14 | 5 |

One out when winning run scored
Oakland 103 000 000 0 410 2
Cincinnati 200 100 010 1 514 2

E — Jackson, Oliver, Hassey, McGwire.
DP — Cincinnati 1. **LOB** — Oakland 10, Cincinnati 10. **2B** — Larkin, Hatcher 2, Oliver. **3B** — Hatcher. **HR** — Canseco. **SB** — R. Henderson. **SH** — Lansford, Welch. **SF** — Hassey.

| Oakland | ip | h | r | er | bb | so |
|-------------------|-----------|----------|----------|-----------|-----------|-----------|
| Welch | 7.1 | 9 | 4 | 4 | 2 | 2 |
| Honeycutt | 1.2 | 2 | 0 | 0 | 1 | 0 |
| Eckersley (L) | 0.1 | 3 | 1 | 1 | 0 | 0 |
| Cincinnati | ip | h | r | er | bb | so |
| Jackson | 2.2 | 6 | 4 | 3 | 2 | 0 |
| Scudder | 1.1 | 0 | 0 | 0 | 2 | 2 |
| Armstrong | 3.0 | 1 | 0 | 0 | 0 | 3 |
| Charlton | 1.0 | 1 | 0 | 0 | 0 | 0 |
| Dibble (W) | 2.0 | 2 | 0 | 0 | 0 | 2 |

T — 3:31. **A** — 55,832
Umpires — Roe, Quick, Hendry, Marsh, Barnett and Pulli.

| Cincinnati | ab | r | h | bi |
|---------------|-----------|----------|-----------|----------|
| Larkin ss | 5 | 0 | 2 | 1 |
| Hatcher cf | 5 | 1 | 2 | 0 |
| O'Neill rf | 3 | 1 | 1 | 0 |
| Davis lf | 5 | 1 | 2 | 1 |
| Morris dh | 4 | 0 | 0 | 1 |
| Sabo 3b | 4 | 2 | 2 | 3 |
| Benzyer 1b | 5 | 1 | 2 | 0 |
| Oliver c | 5 | 1 | 2 | 1 |
| Duncan 2b | 4 | 1 | 1 | 1 |
| Totals | 40 | 8 | 14 | 8 |

| Oakland | ab | r | h | bi |
|-----------------|-----------|----------|----------|----------|
| R. Henderson lf | 3 | 1 | 1 | 1 |
| Lansford 3b | 3 | 0 | 0 | 0 |
| Canseco rf | 4 | 0 | 0 | 0 |
| D. Henderson cf | 4 | 1 | 1 | 0 |
| Baines dh | 4 | 1 | 1 | 2 |
| McGwire 1b | 4 | 0 | 1 | 0 |
| Steinbach c | 4 | 0 | 0 | 0 |
| Randolph 2b | 4 | 0 | 3 | 0 |
| Gallego ss | 2 | 0 | 0 | 0 |
| McGee ph | 1 | 0 | 0 | 0 |
| Bordick ss | 0 | 0 | 0 | 0 |
| Blankenship ph | 1 | 0 | 0 | 0 |
| Totals | 34 | 3 | 7 | 3 |

| | | | | | | |
|------------|-----|-----|-----|---|----|---|
| Cincinnati | 017 | 000 | 000 | 8 | 14 | 1 |
| Oakland | 021 | 000 | 000 | 3 | 7 | 1 |

E — McGwire, Oliver. **DP** — Oakland 2. **LOB** — Cincinnati 9, Oakland 6. **2B** — D. Henderson, Oliver. **3B** — Larkin. **HR** — Sabo 2, Baines, R. Henderson. **SB** — Duncan, O'Neill, R. Henderson, Randolph.

| Cincinnati | ip | h | r | er | bb | so |
|----------------|-----------|----------|----------|-----------|-----------|-----------|
| Browning (W) | 6.0 | 6 | 3 | 3 | 2 | 2 |
| Dibble | 1.2 | 0 | 0 | 0 | 0 | 2 |
| Myers | 1.1 | 1 | 0 | 0 | 0 | 1 |
| Oakland | ip | h | r | er | bb | so |
| Moore (L) | 2.2 | 8 | 6 | 2 | 0 | 1 |
| Sanderson | 0.2 | 3 | 2 | 2 | 1 | 0 |
| Klink | 0.0 | 0 | 0 | 0 | 1 | 0 |
| Nelson | 3.2 | 1 | 0 | 0 | 1 | 0 |
| Burns | 1.0 | 1 | 0 | 0 | 1 | 0 |
| Young | 1.0 | 1 | 0 | 0 | 0 | 0 |

Klink pitched to one batter in fourth. Browning pitched to one batter in seventh.

WP — Sanderson, Burns.
T — 3:01. **A** — 48,269.
Umpires — Quick, Hendry, Marsh, Froemming, Pulli and Roe.

Game 4 — October 20
Cincinnati 2, Oakland 1

| Cincinnati | ab | r | h | bi |
|-------------------|-----------|----------|----------|-----------|
| Larkin ss | 3 | 1 | 1 | 0 |
| Hatcher cf | 0 | 0 | 0 | 0 |
| Winningham cf | 3 | 1 | 2 | 0 |
| O'Neill rf | 3 | 0 | 0 | 0 |
| Davis lf | 0 | 0 | 0 | 0 |
| Braggs ph-lf | 3 | 0 | 0 | 1 |
| Morris dh | 3 | 0 | 0 | 1 |
| Sabo 3b | 4 | 0 | 3 | 0 |
| Benzinger 1b | 4 | 0 | 0 | 0 |
| Oliver c | 4 | 0 | 1 | 0 |
| Duncan 2b | 4 | 0 | 0 | 0 |
| Totals | 31 | 2 | 7 | 2 |

| Oakland | ab | r | h | bi |
|-----------------|-----------|----------|----------|-----------|
| R. Henderson lf | 3 | 0 | 0 | 0 |
| McGee rf | 4 | 1 | 1 | 0 |
| D. Henderson cf | 4 | 0 | 0 | 0 |
| Baines dh | 2 | 0 | 0 | 0 |
| Canseco ph | 1 | 0 | 0 | 0 |
| Lansford 3b | 4 | 0 | 1 | 1 |
| Quirk c | 3 | 0 | 0 | 0 |
| McGwire 1b | 3 | 0 | 0 | 0 |
| Randolph 2b | 3 | 0 | 0 | 0 |
| Gallego ss | 1 | 0 | 0 | 0 |
| Hassey ph | 1 | 0 | 0 | 0 |
| Bordick ss | 0 | 0 | 0 | 0 |
| Totals | 29 | 1 | 2 | 1 |

| | | | | | | |
|------------|-----|-----|-----|---|---|---|
| Cincinnati | 000 | 000 | 020 | 2 | 7 | 1 |
| Oakland | 100 | 000 | 000 | 1 | 2 | 1 |

E – Oliver, Stewart. **DP** – Oakland 1.
LOB – Cincinnati 7, Oakland 4. **2B** –
 McGee, Oliver, Sabo. **SB** – Gallego, R.
 Henderson. **SH** – O'Neill. **SF** – Morris.

| Cincinnati | ip | h | r | er | bb | so |
|-------------------|-----------|----------|----------|-----------|-----------|-----------|
| Rijo (W) | 8.1 | 2 | 1 | 1 | 3 | 9 |
| Myers (S) | 0.2 | 0 | 0 | 0 | 0 | 0 |
| Oakland | ip | h | r | er | bb | so |
| Stewart (L) | 9.0 | 7 | 2 | 1 | 2 | 2 |

HBP – by Stewart (Hatcher).

T – 2:48. **A** – 48,613.

Umpires – Hendry, Marsh, Froemming,
 Pulli, Roe and Quick.

1992 ALCS

The A's return to the ALCS for the fourth time in the last five years, but lose for the first time during that stretch as Toronto wins the series, 4-2. The A's hit .251 as a team led by Harold Baines (.440) and Jerry Browne (.400). Ruben Sierra leads Oakland with seven RBI. Dave Stewart has one of the A's two wins and posts a 2.70 ERA.

The A's open the series with a 4-3 win in Game 1 at Toronto as Harold Baines breaks a 3-3 tie with a ninth inning home run. Oakland scores three in the first on home runs by Mark McGwire and Terry Steinbach but Dave Stewart allows single runs in the fifth, sixth and eighth innings. Toronto comes back to win Game 2, 3-1 as David Cone shuts out the A's over the first eight innings before Baines has a RBI single in the ninth. Mike Moore allows three runs in seven innings for the loss. The Blue Jays win the first game in Oakland, 7-5 as Juan Guzman defeats Ron Darling. The A's collect 13 hits but strand 11 runners. Toronto then goes up 3-1 in the series with a 7-6, 11 inning win in Game 4. The A's score five times in the third and lead 6-1 entering the eighth. The Blue Jays score three times in the eighth and then tie the game on a two-run home run by Roberto Alomar off Dennis Eckersley in the ninth. A Pat Borders sacrifice fly off Kelly Downs in the 11th is the game winner. Dave Stewart keeps the A's alive with a complete game seven hitter as Oakland wins Game 5, 6-2. Jerry Browne provides the offense with four hits and two RBI and Ruben Sierra adds three RBI. The series returns to Toronto for Game 6 and the Blue Jays clinch the A.L. Pennant with a 9-2 win. Mike Moore takes the loss, allowing six runs on seven hits in 2 2/3 innings.

FINAL STATISTICS

| PLAYER | AVG | G | AB | R | H | TB | 2B | 3B | HR | RBI | SH | SF | HP | BB | IBB | SO | SB | CS | DP | E | SLG | OBP |
|---------------|-------------|----------|------------|-----------|-----------|-----------|----------|----------|----------|-----------|----------|----------|----------|-----------|----------|-----------|-----------|----------|----------|----------|-------------|-------------|
| Baines | .440 | 6 | 25 | 6 | 11 | 16 | 2 | 0 | 1 | 4 | 1 | 0 | 0 | 0 | 0 | 3 | 0 | 0 | 1 | 0 | .640 | .440 |
| Blankenship | .231 | 5 | 13 | 2 | 3 | 3 | 0 | 0 | 0 | 0 | 0 | 0 | 0 | 3 | 0 | 4 | 1 | 0 | 0 | 2 | .231 | .375 |
| Bordick | .053 | 6 | 19 | 1 | 1 | 1 | 0 | 0 | 0 | 0 | 0 | 0 | 0 | 1 | 0 | 2 | 1 | 0 | 1 | 0 | .053 | .100 |
| Browne | .400 | 4 | 10 | 3 | 4 | 4 | 0 | 0 | 0 | 2 | 1 | 0 | 0 | 2 | 0 | 0 | 0 | 0 | 0 | 0 | .400 | .500 |
| Fox | .000 | 4 | 1 | 0 | 0 | 0 | 0 | 0 | 0 | 0 | 0 | 0 | 0 | 1 | 0 | 0 | 2 | 0 | 0 | 0 | .000 | .500 |
| Henderson | .261 | 6 | 23 | 5 | 6 | 6 | 0 | 0 | 0 | 1 | 0 | 0 | 0 | 4 | 0 | 4 | 2 | 0 | 0 | 0 | .261 | .370 |
| Lansford | .167 | 5 | 18 | 0 | 3 | 3 | 0 | 0 | 0 | 1 | 0 | 0 | 0 | 1 | 0 | 1 | 0 | 0 | 1 | 1 | .167 | .211 |
| McGwire | .150 | 6 | 20 | 1 | 3 | 6 | 0 | 0 | 1 | 3 | 1 | 0 | 1 | 5 | 2 | 4 | 0 | 0 | 0 | 1 | .300 | .346 |
| Quirk | .000 | 1 | 1 | 0 | 0 | 0 | 0 | 0 | 0 | 0 | 0 | 0 | 0 | 0 | 0 | 0 | 0 | 0 | 0 | 0 | .000 | .000 |
| Ready | .000 | 1 | 1 | 0 | 0 | 0 | 0 | 0 | 0 | 0 | 0 | 0 | 0 | 0 | 0 | 1 | 0 | 0 | 0 | 0 | .000 | .000 |
| Sierra | .333 | 6 | 24 | 4 | 8 | 15 | 2 | 1 | 1 | 7 | 0 | 2 | 0 | 2 | 0 | 1 | 1 | 2 | 1 | 0 | .625 | .357 |
| Steinbach | .292 | 6 | 24 | 1 | 7 | 10 | 0 | 0 | 1 | 5 | 0 | 0 | 0 | 2 | 0 | 7 | 0 | 0 | 1 | 0 | .417 | .346 |
| Weiss | .167 | 3 | 6 | 1 | 1 | 1 | 0 | 0 | 0 | 0 | 0 | 0 | 0 | 2 | 0 | 1 | 2 | 0 | 0 | 0 | .167 | .375 |
| Wilson | .227 | 6 | 22 | 0 | 5 | 6 | 1 | 0 | 0 | 0 | 0 | 0 | 0 | 1 | 0 | 5 | 7 | 0 | 0 | 0 | .273 | .261 |
| Totals | .251 | 6 | 207 | 24 | 52 | 71 | 5 | 1 | 4 | 23 | 3 | 2 | 1 | 24 | 2 | 33 | 16 | 2 | 5 | 7 | .343 | .329 |

| PITCHER | W | L | ERA | G | GS | CG | GF | SHO | SV | IP | H | R | ER | HR | HB | BB | IBB | SO | WP | BK | AVG |
|---------------|----------|----------|-------------|----------|----------|----------|----------|----------|----------|-------------|-----------|-----------|-----------|-----------|----------|-----------|----------|-----------|----------|----------|-------------|
| Corsi | 0 | 0 | 0.00 | 3 | 0 | 0 | 0 | 0 | 0 | 2.0 | 2 | 0 | 0 | 0 | 0 | 3 | 0 | 0 | 0 | 0 | .286 |
| Darling | 0 | 1 | 3.00 | 1 | 1 | 0 | 0 | 0 | 0 | 6.0 | 4 | 3 | 2 | 2 | 0 | 2 | 0 | 3 | 2 | 0 | .200 |
| Downs | 0 | 1 | 3.86 | 2 | 0 | 0 | 1 | 0 | 0 | 2.1 | 3 | 3 | 1 | 0 | 0 | 1 | 0 | 0 | 0 | 0 | .300 |
| Eckersley | 0 | 0 | 6.00 | 3 | 0 | 0 | 2 | 0 | 1 | 3.0 | 8 | 2 | 2 | 1 | 0 | 0 | 0 | 2 | 0 | 0 | .471 |
| Honeycutt | 0 | 0 | 0.00 | 2 | 0 | 0 | 0 | 0 | 0 | 2.0 | 0 | 0 | 0 | 0 | 0 | 0 | 0 | 1 | 0 | 0 | .000 |
| Moore | 0 | 2 | 7.45 | 2 | 2 | 0 | 0 | 0 | 0 | 9.2 | 11 | 9 | 8 | 3 | 0 | 5 | 1 | 7 | 0 | 0 | .282 |
| Parrett | 0 | 0 | 11.57 | 3 | 0 | 0 | 1 | 0 | 0 | 2.1 | 6 | 3 | 3 | 0 | 0 | 0 | 0 | 1 | 0 | 0 | .600 |
| Russell | 1 | 0 | 9.00 | 3 | 0 | 0 | 0 | 0 | 0 | 2.0 | 2 | 2 | 2 | 0 | 0 | 4 | 0 | 0 | 1 | 0 | .222 |
| Stewart | 1 | 0 | 2.70 | 2 | 2 | 1 | 0 | 0 | 0 | 16.2 | 14 | 5 | 5 | 3 | 0 | 6 | 0 | 7 | 0 | 0 | .233 |
| Welch | 0 | 0 | 2.57 | 1 | 1 | 0 | 0 | 0 | 0 | 7.0 | 7 | 2 | 2 | 1 | 0 | 1 | 0 | 7 | 0 | 0 | .250 |
| Witt | 0 | 0 | 18.00 | 1 | 0 | 0 | 1 | 0 | 0 | 1.0 | 2 | 2 | 2 | 0 | 0 | 1 | 0 | 1 | 0 | 0 | .500 |
| Totals | 2 | 4 | 4.50 | 6 | 6 | 1 | 5 | 0 | 1 | 54.0 | 59 | 31 | 27 | 10 | 0 | 23 | 1 | 29 | 3 | 0 | .281 |

Game 1 — October 7
Oakland 4, Toronto 3

Game 2 — October 8
Toronto 3, Oakland 1

Game 3 — October 10
Toronto 7, Oakland 5

| Oakland | ab | r | h | bi |
|----------------|-----------|----------|----------|----------|
| Henderson lf | 2 | 0 | 0 | 0 |
| Lansford 3b | 4 | 0 | 0 | 0 |
| Sierra rf | 4 | 0 | 0 | 0 |
| Baines dh | 4 | 2 | 3 | 1 |
| McGwire 1b | 3 | 1 | 1 | 2 |
| Steinbach c | 4 | 1 | 1 | 1 |
| Wilson cf | 4 | 0 | 1 | 0 |
| Bordick ss | 4 | 0 | 0 | 0 |
| Blankenship 2b | 2 | 0 | 0 | 0 |
| Totals | 31 | 4 | 6 | 4 |

| Oakland | ab | r | h | bi |
|---------------|-----------|----------|----------|----------|
| Henderson lf | 4 | 0 | 0 | 0 |
| Lansford 3b | 4 | 0 | 0 | 0 |
| Sierra rf | 3 | 1 | 1 | 0 |
| Baines dh | 4 | 0 | 2 | 1 |
| Fox pr-dh | 0 | 0 | 0 | 0 |
| McGwire 1b | 4 | 0 | 0 | 0 |
| Steinbach c | 4 | 0 | 1 | 0 |
| Wilson cf | 4 | 0 | 1 | 0 |
| Bordick 2b | 2 | 0 | 0 | 0 |
| Weiss ss | 2 | 0 | 1 | 0 |
| Totals | 31 | 1 | 6 | 1 |

| Toronto | ab | r | h | bi |
|---------------|-----------|----------|----------|----------|
| White cf | 3 | 0 | 1 | 0 |
| Alomar 2b | 5 | 1 | 1 | 1 |
| Carter rf | 5 | 0 | 1 | 0 |
| Winfield dh | 4 | 2 | 1 | 1 |
| Olerud 1b | 5 | 1 | 1 | 0 |
| Maldonado lf | 3 | 1 | 2 | 2 |
| Gruber 3b | 4 | 0 | 0 | 0 |
| Borders c | 4 | 1 | 1 | 0 |
| Lee ss | 3 | 1 | 1 | 2 |
| Totals | 36 | 7 | 9 | 6 |

| Toronto | ab | r | h | bi |
|---------------|-----------|----------|----------|----------|
| White cf | 3 | 0 | 1 | 0 |
| Alomar 2b | 4 | 0 | 1 | 0 |
| Carter rf-1b | 4 | 0 | 1 | 0 |
| Winfield dh | 4 | 2 | 2 | 1 |
| Olerud 1b | 3 | 0 | 1 | 1 |
| Bell pr-rf | 0 | 0 | 0 | 0 |
| Maldonado lf | 4 | 0 | 0 | 0 |
| Gruber 3b | 4 | 0 | 0 | 0 |
| Borders c | 4 | 1 | 1 | 1 |
| Lee ss | 3 | 0 | 1 | 0 |
| Sprague ph | 1 | 0 | 1 | 0 |
| Griffin pr | 0 | 0 | 0 | 0 |
| Totals | 34 | 3 | 9 | 3 |

| Toronto | ab | r | h | bi |
|---------------|-----------|----------|----------|----------|
| White cf | 3 | 0 | 0 | 0 |
| Alomar 2b | 3 | 0 | 1 | 0 |
| Carter rf | 3 | 0 | 0 | 0 |
| Winfield dh | 3 | 0 | 0 | 0 |
| Olerud 1b | 3 | 0 | 0 | 0 |
| Maldonado lf | 2 | 1 | 0 | 0 |
| Gruber 3b | 3 | 2 | 2 | 2 |
| Borders c | 3 | 0 | 1 | 0 |
| Lee ss | 2 | 0 | 0 | 1 |
| Totals | 25 | 3 | 4 | 3 |

| Oakland | ab | r | h | bi |
|-------------------|-----------|----------|-----------|----------|
| Henderson lf | 4 | 1 | 1 | 0 |
| Lansford 3b | 5 | 0 | 1 | 0 |
| Sierra rf | 4 | 1 | 2 | 2 |
| Baines dh | 5 | 2 | 2 | 1 |
| McGwire 1b | 4 | 0 | 1 | 0 |
| Steinbach c | 4 | 0 | 3 | 2 |
| Wilson cf | 4 | 0 | 2 | 0 |
| Bordick 2b | 2 | 0 | 0 | 0 |
| Browne ph | 0 | 0 | 0 | 0 |
| Blankenship pr-2b | 1 | 0 | 1 | 0 |
| Weiss ss | 4 | 1 | 0 | 0 |
| Totals | 37 | 5 | 13 | 5 |

| | | | | | | |
|---------|-----|-----|-----|---|---|---|
| Oakland | 030 | 000 | 001 | 4 | 6 | 1 |
| Toronto | 000 | 011 | 010 | 3 | 9 | 0 |

| | | | | | | |
|---------|-----|-----|-----|---|---|---|
| Oakland | 000 | 000 | 001 | 1 | 6 | 0 |
| Toronto | 000 | 020 | 10x | 3 | 4 | 0 |

| | | | | | | |
|---------|-----|-----|-----|---|----|---|
| Toronto | 010 | 110 | 211 | 7 | 9 | 1 |
| Oakland | 000 | 200 | 210 | 5 | 13 | 3 |

E – Henderson. **DP** – Oakland 2, Toronto 2. **LOB** – Oakland 4, Toronto 7. **2B** – Winfield. **HR** – McGwire, Steinbach, Borders, Winfield, Baines. **SB** – Wilson, Alomar.

DP – Oakland 1, Toronto 1. **LOB** – Oakland 6, Toronto 4. **2B** – Wilson, Gruber. **3B** – Sierra. **HR** – Gruber. **SB** – Wilson 3, Weiss 2, Bordick, Alomar, Carter. **CS** – White, Sierra. **SF** – Lee.

E – Lee, Lansford, Blankenship 2. **DP** – Toronto 2, Oakland 1. **LOB** – Toronto 7, Oakland 11. **2B** – White, Sierra. **3B** – Lee. **HR** – Alomar, Maldonado. **SB** – Carter, Wilson 2, Henderson. **CS** – Maldonado, White. **SF** – Sierra.

| Oakland | ip | h | r | er | bb | so |
|----------------|-----------|----------|----------|-----------|-----------|-----------|
| Stewart | 7.2 | 7 | 3 | 3 | 3 | 2 |
| Russell (W) | 0.1 | 1 | 0 | 0 | 0 | 0 |
| Eckersley (S) | 1.0 | 1 | 0 | 0 | 0 | 0 |
| Toronto | ip | h | r | er | bb | so |
| Morris (L) | 9.0 | 6 | 4 | 4 | 4 | 4 |

| Oakland | ip | h | r | er | bb | so |
|----------------|-----------|----------|----------|-----------|-----------|-----------|
| Moore (L) | 7.0 | 4 | 3 | 3 | 4 | 3 |
| Corsi | 0.2 | 0 | 0 | 0 | 1 | 0 |
| Parrett | 0.1 | 0 | 0 | 0 | 0 | 0 |
| Toronto | ip | h | r | er | bb | so |
| Cone (W) | 8.0 | 5 | 1 | 1 | 3 | 6 |
| Henke (S) | 1.0 | 1 | 0 | 0 | 0 | 1 |

| Toronto | ip | h | r | er | bb | so |
|----------------|-----------|----------|----------|-----------|-----------|-----------|
| Guzman (W) | 6.0 | 7 | 2 | 2 | 3 | 3 |
| Ward | 1.0 | 3 | 2 | 2 | 1 | 1 |
| Timlin | 0.1 | 2 | 1 | 1 | 0 | 0 |
| Henke (S) | 1.2 | 1 | 0 | 0 | 0 | 0 |
| Oakland | ip | h | r | er | bb | so |
| Darling (L) | 6.0 | 4 | 3 | 2 | 2 | 3 |
| Downs | 1.0 | 2 | 2 | 0 | 0 | 0 |
| Corsi | 0.1 | 0 | 0 | 0 | 0 | 0 |
| Russell | 0.2 | 1 | 2 | 2 | 3 | 0 |
| Honeycutt | 0.2 | 0 | 0 | 0 | 0 | 0 |
| Eckersley | 0.1 | 2 | 0 | 0 | 0 | 1 |

WP – Morris.
T – 2:47. **A** – 51,039
Umpires – Denkinger, Young, Clark, Merrill, Brinkman and Coble

T – 2:58. **A** – 51,114
Umpires – Young, Clark, Merrill, Brinkman, Coble and Denkinger

Russell pitched to one batter in the ninth.
HBP – by Guzman (McGwire). **WP** – Darling 2, Russell
T – 3:40. **A** – 46,911
Umpires – Clark, Merrill, Brinkman, Coble, Denkinger and Young

Game 4 — October 11
Toronto 7, Oakland 6 (11)

Game 5 — October 12
Oakland 6, Toronto 2

Game 6 — October 14
Toronto 9, Oakland 2

| Toronto | ab | r | h | bi |
|---------------|-----------|----------|-----------|----------|
| White cf | 6 | 1 | 2 | 0 |
| Alomar 2b | 5 | 2 | 4 | 2 |
| Carter rf-1b | 6 | 1 | 2 | 1 |
| Winfield dh | 6 | 1 | 1 | 0 |
| Olerud 1b | 5 | 1 | 4 | 2 |
| Bell pr-rf | 0 | 1 | 0 | 0 |
| Maldonado lf | 5 | 0 | 2 | 1 |
| Gruber 3b | 5 | 0 | 0 | 0 |
| Borders c | 5 | 0 | 1 | 1 |
| Lee ss | 3 | 0 | 1 | 0 |
| Sprague ph | 1 | 0 | 0 | 0 |
| Griffin ss | 2 | 0 | 0 | 0 |
| Totals | 49 | 7 | 17 | 7 |

| Oakland | ab | r | h | bi |
|----------------|-----------|----------|-----------|----------|
| Henderson lf | 6 | 2 | 3 | 1 |
| Browne cf | 2 | 1 | 0 | 0 |
| Wilson cf | 2 | 0 | 0 | 0 |
| Sierra rf | 4 | 0 | 2 | 2 |
| Baines dh | 5 | 1 | 2 | 1 |
| Fox pr-dh | 1 | 0 | 0 | 0 |
| McGwire 1b | 4 | 0 | 0 | 0 |
| Steinbach c | 4 | 0 | 0 | 1 |
| Lansford 3b | 5 | 0 | 2 | 1 |
| Bordick ss | 5 | 1 | 1 | 0 |
| Blankenship 2b | 4 | 1 | 2 | 0 |
| Totals | 42 | 6 | 12 | 6 |

| | | | | | | |
|---------|-----|-----|-----|----|-----|---|
| Toronto | 010 | 000 | 032 | 01 | 717 | 4 |
| Oakland | 005 | 001 | 000 | 00 | 612 | 2 |

E – Lee 2, Borders, White, McGwire, Henderson. **DP** – Toronto 2. **LOB** – Toronto 14, Oakland 11. **2B** – Alomar, Olerud, Sierra, Baines. **HR** – Olerud, Alomar. **SB** – Alomar, Blankenship, Henderson, Fox. **SH** – Browne, McGwire. **SF** – Borders, Sierra.

| Toronto | ip | h | r | er | bb | so |
|----------------|-----------|----------|----------|-----------|-----------|-----------|
| Morris | 3.1 | 5 | 5 | 5 | 5 | 2 |
| Stottlemire | 3.2 | 3 | 1 | 1 | 0 | 1 |
| Timlin | 1.0 | 2 | 0 | 0 | 0 | 1 |
| Ward (W) | 2.0 | 1 | 0 | 0 | 0 | 0 |
| Henke (S) | 1.0 | 1 | 0 | 0 | 0 | 0 |
| Oakland | ip | h | r | er | bb | so |
| Welch | 7.0 | 7 | 2 | 2 | 1 | 7 |
| Parrett | 0.0 | 2 | 2 | 2 | 0 | 0 |
| Eckersley | 1.2 | 5 | 2 | 2 | 0 | 1 |
| Corsi | 1.0 | 2 | 0 | 0 | 2 | 0 |
| Downs (L) | 1.1 | 1 | 1 | 1 | 1 | 0 |

Welch pitched to one batter in the eighth. Parrett pitched to two batters in the eighth.

T – 4:25. **A** – 47,732

Umpires – Merrill, Brinkman, Coble, Denkinger, Young and Clark.

| Toronto | ab | r | h | bi |
|---------------|-----------|----------|----------|----------|
| White cf | 4 | 0 | 3 | 1 |
| Alomar 2b | 4 | 0 | 1 | 0 |
| Carter rf | 3 | 0 | 0 | 0 |
| Winfield dh | 3 | 1 | 2 | 1 |
| Olerud 1b | 4 | 0 | 0 | 0 |
| Maldonado lf | 4 | 0 | 0 | 0 |
| Gruber 3b | 3 | 1 | 0 | 0 |
| Borders c | 4 | 0 | 1 | 0 |
| Lee ss | 3 | 0 | 0 | 0 |
| Totals | 32 | 2 | 7 | 2 |

| Oakland | ab | r | h | bi |
|----------------|-----------|----------|----------|----------|
| Henderson lf | 3 | 2 | 2 | 0 |
| Fox pr-lf | 0 | 0 | 0 | 0 |
| Browne 3b | 4 | 2 | 4 | 2 |
| Sierra rf | 4 | 1 | 2 | 3 |
| Baines dh | 3 | 0 | 0 | 0 |
| McGwire 1b | 1 | 0 | 0 | 0 |
| Steinbach c | 4 | 0 | 0 | 0 |
| Wilson cf | 4 | 0 | 0 | 0 |
| Bordick ss | 4 | 0 | 0 | 0 |
| Blankenship 2b | 4 | 1 | 0 | 0 |
| Totals | 31 | 6 | 8 | 5 |

| | | | | | | |
|---------|-----|-----|-----|---|---|---|
| Toronto | 000 | 100 | 100 | 2 | 7 | 3 |
| Oakland | 201 | 030 | 00x | 6 | 8 | 0 |

E – Cone, Gruber, Carter. **DP** – Oakland 1. **LOB** – Toronto 6, Oakland 6. **2B** – White. **HR** – Sierra, Winfield. **CS** – Sierra, White. **SH** – Baines.

| Toronto | ip | h | r | er | bb | so |
|----------------|-----------|----------|----------|-----------|-----------|-----------|
| Cone (L) | 4.0 | 6 | 6 | 3 | 2 | 3 |
| Key | 3.0 | 2 | 0 | 0 | 2 | 1 |
| Eichhorn | 1.0 | 0 | 0 | 0 | 0 | 0 |
| Oakland | ip | h | r | er | bb | so |
| Stewart (W) | 9.0 | 7 | 2 | 2 | 3 | 5 |

Cone pitched to four batters in the fifth. **PB** – Borders. **T** – 2:51. **A** – 44,955. **Umpires** – Brinkman, Coble, Denkinger, Young, Clark and Merrill.

| Oakland | ab | r | h | bi |
|----------------|-----------|----------|----------|----------|
| Henderson lf | 4 | 0 | 0 | 0 |
| Quirk ph | 1 | 0 | 0 | 0 |
| Browne 3b | 4 | 0 | 0 | 0 |
| Lansford 3b | 0 | 0 | 0 | 0 |
| Sierra rf | 5 | 1 | 1 | 0 |
| Baines dh | 4 | 1 | 2 | 0 |
| McGwire 1b | 4 | 0 | 1 | 1 |
| Steinbach c | 4 | 0 | 2 | 1 |
| Wilson cf | 4 | 0 | 1 | 0 |
| Bordick ss | 2 | 0 | 0 | 0 |
| Fox ph | 0 | 0 | 0 | 0 |
| Weiss ss | 0 | 0 | 0 | 0 |
| Blankenship 2b | 2 | 0 | 0 | 0 |
| Ready ph | 1 | 0 | 0 | 0 |
| Totals | 35 | 2 | 7 | 2 |

| Toronto | ab | r | h | bi |
|---------------|-----------|----------|-----------|----------|
| White cf | 4 | 1 | 1 | 1 |
| Alomar 2b | 5 | 1 | 3 | 1 |
| Carter rf | 5 | 1 | 1 | 2 |
| Winfield dh | 4 | 1 | 0 | 0 |
| Olerud 1b | 3 | 2 | 2 | 1 |
| Maldonado lf | 4 | 1 | 2 | 3 |
| Gruber 3b | 3 | 0 | 0 | 0 |
| Borders c | 2 | 1 | 2 | 1 |
| Lee ss | 4 | 1 | 2 | 0 |
| Totals | 34 | 9 | 13 | 9 |

| | | | | | | |
|---------|-----|-----|-----|---|----|---|
| Oakland | 000 | 001 | 010 | 2 | 7 | 1 |
| Toronto | 204 | 010 | 02x | 9 | 13 | 0 |

E – Henderson. **LOB** – Oakland 10, Toronto 7. **2B** – Baines, Olerud, Lee. **HR** – Carter, Maldonado. **SB** – Wilson, Sierra, Fox, Alomar 2. **CS** – White. **SH** – Gruber. **SF** – Borders, White.

| Oakland | ip | h | r | er | bb | so |
|----------------|-----------|----------|----------|-----------|-----------|-----------|
| Moore (L) | 2.2 | 7 | 6 | 5 | 1 | 4 |
| Parrett | 2.0 | 4 | 1 | 1 | 0 | 1 |
| Honeycutt | 1.1 | 0 | 0 | 0 | 0 | 1 |
| Russell | 1.0 | 0 | 0 | 0 | 1 | 0 |
| Witt | 1.0 | 2 | 2 | 2 | 1 | 1 |
| Toronto | ip | h | r | er | bb | so |
| Guzman (W) | 7.0 | 5 | 1 | 1 | 2 | 8 |
| Ward | 1.0 | 2 | 1 | 1 | 0 | 1 |
| Henke | 1.0 | 0 | 0 | 0 | 2 | 1 |

PB – Borders 2. **T** – 3:15. **A** – 51,335. **Umpires** – Coble, Denkinger, Young, Clark, Merrill and Brinkman.

2000 ALDS

The A's return to post season play for the first time since 1992 and take the eventual World Champion New York Yankees to five games before losing the series, 3-2. The A's outscore New York 23-19, thanks to an 11-1 win in Game 4. Oakland hits .263 as a team led by Ramon Hernandez (.375). The pitching staff compiles a 3.48 ERA led by Jim Mecir who tossed 5 1/3 shutout innings in retiring 16 of the 17 hitters he faces.

The A's open the series with a 5-3 win in Oakland as Ramon Hernandez has a RBI double in the sixth inning to break a 3-3 tie. Trailing 2-0 after four innings, the A's score three times in the fifth, beginning with a Hernandez RBI single. Gil Heredia allows three runs in six innings for the win. The Yankees come back to win Game 2 as Andy Pettitte and Mariano Rivera combine to shutout the A's on six hits. The series moves to New York for Game 3 and the Yankees win their second straight with a 4-2 victory. Tim Hudson goes the distance for the A's but Orlando Hernandez and Rivera combine to limit the A's to two runs on four hits, including a Terrence Long home run. Facing elimination in Game 4, Barry Zito allows one run in 5 2/3 innings to pick up the victory in the A's 11-1 win. Olmedo Saenz hits a three-run home run in the first inning and Ben Grieve adds a two-run single in the A's three-run sixth. Oakland adds another run in the eighth and four more in the ninth, including a two-run double by Eric Chavez. The series returns to Oakland for Game 5 but the Yankees score six times in the first inning off Gil Heredia for a 7-5 win. The A's score twice in the second, once in the third and two more times in the fourth but are shutout on three hits over the final five innings.

FINAL STATISTICS

| PLAYER | AVG | G | AB | R | H | TB | 2B | 3B | HR | RBI | SH | SF | HP | BB | IBB | SO | SB | CS | DP | E | SLG | OBP |
|---------------|-------------|----------|------------|-----------|-----------|-----------|----------|----------|----------|-----------|----------|----------|----------|-----------|----------|-----------|----------|----------|----------|----------|-------------|-------------|
| Chavez | .333 | 5 | 21 | 4 | 7 | 10 | 3 | 0 | 0 | 4 | 0 | 0 | 0 | 0 | 0 | 5 | 0 | 0 | 1 | 0 | .476 | .333 |
| Christenson | .500 | 2 | 2 | 0 | 1 | 1 | 0 | 0 | 0 | 1 | 0 | 0 | 0 | 0 | 0 | 1 | 0 | 0 | 0 | 0 | .500 | .500 |
| Fasano | — | 1 | 0 | 0 | 0 | 0 | 0 | 0 | 0 | 0 | 0 | 0 | 0 | 0 | 0 | 0 | 0 | 0 | 0 | 0 | — | — |
| Giambi, Ja. | .286 | 5 | 14 | 2 | 4 | 4 | 0 | 0 | 0 | 1 | 0 | 1 | 0 | 7 | 1 | 2 | 1 | 0 | 0 | 1 | .286 | .500 |
| Giambi, Je. | .333 | 4 | 9 | 1 | 3 | 3 | 0 | 0 | 0 | 1 | 0 | 0 | 0 | 2 | 0 | 2 | 0 | 0 | 0 | 0 | .333 | .455 |
| Grieve | .118 | 5 | 17 | 1 | 2 | 2 | 0 | 0 | 0 | 2 | 0 | 0 | 0 | 3 | 0 | 7 | 0 | 0 | 2 | 0 | .118 | .250 |
| Hernandez | .375 | 5 | 16 | 3 | 6 | 8 | 2 | 0 | 0 | 3 | 1 | 0 | 1 | 0 | 0 | 3 | 0 | 0 | 0 | 1 | .500 | .412 |
| Long | .158 | 5 | 19 | 2 | 3 | 6 | 0 | 0 | 1 | 1 | 0 | 0 | 0 | 3 | 0 | 2 | 0 | 0 | 2 | 1 | .316 | .273 |
| Menechino | — | 1 | 0 | 0 | 0 | 0 | 0 | 0 | 0 | 0 | 0 | 0 | 0 | 0 | 0 | 0 | 0 | 0 | 0 | 0 | — | — |
| Piatt | .167 | 3 | 6 | 2 | 1 | 1 | 0 | 0 | 0 | 0 | 0 | 0 | 0 | 0 | 0 | 1 | 0 | 0 | 0 | 0 | .167 | .167 |
| Porter | 1.000 | 2 | 1 | 0 | 1 | 1 | 0 | 0 | 0 | 1 | 0 | 0 | 0 | 0 | 0 | 0 | 0 | 0 | 0 | 0 | 1.000 | 1.000 |
| Saenz | .231 | 4 | 13 | 1 | 3 | 6 | 0 | 0 | 1 | 4 | 0 | 1 | 1 | 0 | 0 | 2 | 0 | 0 | 1 | 0 | .462 | .267 |
| Stairs | .111 | 3 | 9 | 0 | 1 | 2 | 1 | 0 | 0 | 0 | 0 | 0 | 0 | 0 | 0 | 1 | 0 | 0 | 0 | 0 | .222 | .111 |
| Tejada | .350 | 5 | 20 | 5 | 7 | 9 | 2 | 0 | 0 | 1 | 0 | 0 | 0 | 2 | 0 | 2 | 1 | 0 | 0 | 0 | .450 | .409 |
| Velarde | .250 | 5 | 20 | 2 | 5 | 6 | 1 | 0 | 0 | 3 | 0 | 0 | 0 | 2 | 0 | 3 | 1 | 0 | 0 | 2 | .300 | .318 |
| Totals | .263 | 5 | 167 | 23 | 44 | 59 | 9 | 0 | 2 | 22 | 1 | 2 | 2 | 19 | 1 | 31 | 3 | 0 | 6 | 5 | .353 | .342 |

| PITCHER | W | L | ERA | G | GS | CG | GF | SHO | SV | IP | H | R | ER | HR | HB | BB | IBB | SO | WP | BK | AVG |
|---------------|----------|----------|-------------|----------|----------|----------|----------|----------|----------|-------------|-----------|-----------|-----------|----------|----------|-----------|----------|-----------|----------|----------|-------------|
| Appier | 0 | 1 | 3.48 | 2 | 1 | 0 | 0 | 0 | 0 | 10.1 | 10 | 4 | 4 | 1 | 0 | 6 | 1 | 13 | 0 | 0 | .250 |
| Heredia | 1 | 1 | 12.79 | 2 | 2 | 0 | 0 | 0 | 0 | 6.1 | 11 | 9 | 9 | 0 | 1 | 3 | 0 | 3 | 0 | 0 | .407 |
| Hudson | 0 | 1 | 3.38 | 1 | 1 | 1 | 0 | 0 | 0 | 8.0 | 6 | 4 | 3 | 0 | 0 | 4 | 0 | 5 | 0 | 0 | .194 |
| Isringhausen | 0 | 0 | 0.00 | 2 | 0 | 0 | 2 | 0 | 1 | 2.0 | 1 | 0 | 0 | 0 | 0 | 0 | 0 | 3 | 0 | 0 | .143 |
| Jones | 0 | 0 | 0.00 | 2 | 0 | 0 | 2 | 0 | 0 | 1.1 | 1 | 0 | 0 | 0 | 0 | 0 | 0 | 1 | 0 | 0 | .200 |
| Magnante | 0 | 0 | 0.00 | 2 | 0 | 0 | 0 | 0 | 0 | 3.0 | 1 | 0 | 0 | 0 | 0 | 0 | 0 | 2 | 0 | 0 | .111 |
| Mecir | 0 | 0 | 0.00 | 3 | 0 | 0 | 0 | 0 | 0 | 5.1 | 1 | 0 | 0 | 0 | 0 | 0 | 0 | 2 | 0 | 0 | .059 |
| Tam | 0 | 0 | 0.00 | 3 | 0 | 0 | 0 | 0 | 0 | 2.0 | 3 | 1 | 0 | 0 | 0 | 1 | 1 | 1 | 0 | 0 | .333 |
| Zito | 1 | 0 | 1.59 | 1 | 1 | 0 | 0 | 0 | 0 | 5.2 | 7 | 1 | 1 | 0 | 0 | 2 | 0 | 5 | 0 | 0 | .304 |
| Totals | 2 | 3 | 3.48 | 5 | 5 | 1 | 4 | 0 | 1 | 44.0 | 41 | 19 | 17 | 1 | 1 | 16 | 2 | 35 | 0 | 0 | .244 |

Game 1 — October 3
Oakland 5, New York 3

Game 2 — October 4
New York 4, Oakland 0

Game 3 — October 6
New York 4, Oakland 2

| New York | ab | r | h | bi |
|---------------|-----------|----------|----------|----------|
| Knoblauch dh | 4 | 0 | 1 | 0 |
| Jeter ss | 3 | 0 | 0 | 0 |
| O'Neill rf | 4 | 0 | 0 | 0 |
| Williams cf | 4 | 1 | 2 | 0 |
| Justice lf | 4 | 0 | 0 | 0 |
| Martinez 1b | 3 | 0 | 1 | 1 |
| Posada c | 3 | 1 | 1 | 0 |
| Sojo 2b | 3 | 1 | 1 | 1 |
| Hill ph | 1 | 0 | 0 | 0 |
| Brosius 3b | 4 | 0 | 1 | 1 |
| Totals | 33 | 3 | 7 | 3 |

| Oakland | ab | r | h | bi |
|----------------|-----------|----------|-----------|----------|
| Long cf | 4 | 0 | 1 | 0 |
| Velarde 2b | 3 | 0 | 1 | 1 |
| JaGiambi 1b | 2 | 0 | 1 | 0 |
| Grieve lf | 3 | 0 | 0 | 0 |
| Christenson lf | 0 | 0 | 0 | 0 |
| Tejada ss | 4 | 1 | 1 | 0 |
| Stairs rf | 4 | 0 | 0 | 0 |
| Chavez 3b | 4 | 2 | 3 | 1 |
| JeGiambi dh | 2 | 1 | 1 | 0 |
| Saenz ph-dh | 1 | 0 | 0 | 0 |
| Hernandez c | 4 | 1 | 2 | 2 |
| Totals | 31 | 5 | 10 | 4 |

| | | | | | | |
|----------|-----|-----|-----|---|----|---|
| New York | 020 | 001 | 000 | 3 | 7 | 0 |
| Oakland | 000 | 031 | 01x | 5 | 10 | 2 |

E – Long, Velarde. **DP** – New York 2, Oakland 1. **LOB** – New York 6, Oakland 7. **2B** – Williams, Sojo, Brosius, Hernandez. **SF** – Martinez. **SB** – Velarde, JaGiambi.

| New York | ip | h | r | er | bb | so |
|------------------|-----------|----------|----------|-----------|-----------|-----------|
| Clemens (L) | 6.0 | 7 | 4 | 4 | 4 | 5 |
| Stanton | 1.1 | 3 | 1 | 1 | 1 | 0 |
| Nelson | 0.2 | 0 | 0 | 0 | 0 | 0 |
| Oakland | ip | h | r | er | bb | so |
| Heredia (W) | 6.0 | 7 | 3 | 3 | 1 | 3 |
| Tam | 0.2 | 0 | 0 | 0 | 0 | 1 |
| Mecir | 1.1 | 0 | 0 | 0 | 0 | 1 |
| Isringhausen (S) | 1.0 | 0 | 0 | 0 | 0 | 2 |

HBP – by Heredia (Jeter). **WP** – Clemens, Stanton.
T – 3:16. **A** – 47,360
Umpires – Welke, Meriwether, McClelland, Schrieber, Clark, Nelson.

| New York | ab | r | h | bi |
|----------------|-----------|----------|----------|----------|
| Jeter ss | 5 | 0 | 0 | 0 |
| Posada c | 3 | 0 | 1 | 0 |
| Justice lf | 3 | 0 | 0 | 0 |
| Bellinger lf | 1 | 0 | 1 | 1 |
| Williams cf | 5 | 1 | 2 | 0 |
| Martinez 1b | 4 | 0 | 2 | 0 |
| O'Neill rf | 2 | 1 | 0 | 0 |
| Hill dh | 4 | 1 | 1 | 1 |
| Sojo 2b | 3 | 0 | 1 | 2 |
| Vizcaino pr-2b | 0 | 1 | 0 | 0 |
| Brosius 3b | 3 | 0 | 0 | 0 |
| Totals | 33 | 4 | 8 | 4 |

| Oakland | ab | r | h | bi |
|---------------|-----------|----------|----------|----------|
| Long cf | 4 | 0 | 0 | 0 |
| Velarde 2b | 3 | 0 | 0 | 0 |
| JaGiambi 1b | 4 | 0 | 2 | 0 |
| Saenz dh | 4 | 0 | 0 | 0 |
| Tejada ss | 4 | 0 | 2 | 0 |
| Grieve lf | 4 | 0 | 0 | 0 |
| Piatt rf | 3 | 0 | 0 | 0 |
| Chavez 3b | 3 | 0 | 1 | 0 |
| Hernandez c | 3 | 0 | 1 | 0 |
| Totals | 32 | 0 | 6 | 0 |

| | | | | | | |
|----------|-----|-----|-----|---|---|---|
| New York | 000 | 003 | 001 | 4 | 8 | 1 |
| Oakland | 000 | 000 | 000 | 0 | 6 | 1 |

E – Sojo, JaGiambi. **DP** – New York 2, Oakland 1. **LOB** – New York 9, Oakland 6. **2B** – Posada, Bellinger, Williams, Sojo, Tejada, Chavez, Hernandez. **SH** – Brosius. **CS** – Williams.

| New York | ip | h | r | er | bb | so |
|----------------|-----------|----------|----------|-----------|-----------|-----------|
| Pettitte (W) | 7.2 | 5 | 0 | 0 | 1 | 3 |
| Rivera (S) | 1.1 | 1 | 0 | 0 | 0 | 0 |
| Oakland | ip | h | r | er | bb | so |
| Appier (L) | 6.1 | 6 | 3 | 3 | 5 | 7 |
| Magnante | 1.2 | 1 | 0 | 0 | 0 | 1 |
| Tam | 0.2 | 1 | 1 | 0 | 1 | 0 |
| Jones | 0.1 | 0 | 0 | 0 | 0 | 0 |

T – 3:15. **A** – 47,860
Umpires – Meriwether, McClelland, Schrieber, Clark, Nelson, Welke.

| Oakland | ab | r | h | bi |
|---------------|-----------|----------|----------|----------|
| Long cf | 4 | 1 | 2 | 1 |
| Velarde 2b | 4 | 0 | 0 | 0 |
| JaGiambi 1b | 2 | 0 | 0 | 0 |
| Chavez 3b | 4 | 0 | 0 | 0 |
| Tejada ss | 3 | 1 | 0 | 0 |
| Stairs rf | 4 | 0 | 0 | 0 |
| Grieve lf | 2 | 0 | 0 | 0 |
| JeGiambi dh | 4 | 0 | 1 | 1 |
| Hernandez c | 3 | 0 | 1 | 0 |
| Totals | 30 | 2 | 4 | 2 |

| New York | ab | r | h | bi |
|------------------|-----------|----------|----------|----------|
| Jeter ss | 4 | 0 | 1 | 2 |
| Posada c | 4 | 0 | 0 | 0 |
| Justice lf | 4 | 0 | 1 | 0 |
| Williams cf | 4 | 1 | 1 | 0 |
| Martinez 1b | 3 | 1 | 1 | 0 |
| O'Neill rf | 4 | 1 | 1 | 0 |
| Hill dh | 3 | 0 | 0 | 1 |
| Knoblauch, pr-dh | 0 | 0 | 0 | 0 |
| Sojo 2b | 3 | 1 | 1 | 1 |
| Brosius 3b | 2 | 0 | 0 | 0 |
| Totals | 31 | 4 | 6 | 4 |

| | | | | | | |
|----------|-----|-----|-----|---|---|---|
| Oakland | 010 | 010 | 000 | 2 | 4 | 2 |
| New York | 020 | 100 | 01x | 4 | 6 | 1 |

E – Velarde, Hernandez, Martinez. **DP** – New York 2. **LOB** – Oakland 6, New York 7. **2B** – Williams. **HR** – Long. **CS** – Jeter.

| Oakland | ip | h | r | er | bb | so |
|-----------------|-----------|----------|----------|-----------|-----------|-----------|
| Hudson (L) | 8.0 | 6 | 4 | 3 | 4 | 5 |
| New York | ip | h | r | er | bb | so |
| Hernandez (W) | 7.0 | 4 | 2 | 2 | 5 | 4 |
| Rivera (S) | 2.0 | 0 | 0 | 0 | 0 | 1 |

T – 3:12. **A** – 56,606
Umpires – Reilly, Winters, Reed, Edgings, Reliford, Danley.

POSTSEASON HISTORY

Game 4 — October 7
Oakland 11, New York 1

Game 5 — October 8
New York 7, Oakland 5

| Oakland | ab | r | h | bi |
|----------------------|-----------|-----------|-----------|-----------|
| Long cf | 4 | 0 | 0 | 0 |
| Velarde 2b | 5 | 2 | 1 | 0 |
| Menechino 2b | 0 | 0 | 0 | 0 |
| JaGiambi 1b | 2 | 2 | 0 | 0 |
| Saenz dh | 4 | 1 | 2 | 3 |
| Piatt pr-dh | 0 | 1 | 0 | 0 |
| Chavez 3b | 5 | 2 | 2 | 2 |
| Tejada ss | 4 | 2 | 1 | 1 |
| Grieve lf | 4 | 1 | 2 | 2 |
| Porter rf | 1 | 0 | 1 | 1 |
| Je Giambi rf | 2 | 0 | 1 | 0 |
| Christenson pr-lf-rf | 2 | 0 | 1 | 1 |
| Hernandez c | 3 | 0 | 0 | 1 |
| Totals | 36 | 11 | 11 | 11 |

| New York | ab | r | h | bi |
|---------------|-----------|----------|----------|----------|
| Jeter ss | 3 | 0 | 2 | 0 |
| Sojo 2b | 4 | 0 | 0 | 0 |
| O'Neill rf | 4 | 1 | 1 | 0 |
| Williams cf | 3 | 0 | 0 | 0 |
| Justice lf | 4 | 0 | 2 | 0 |
| Hill dh | 4 | 0 | 0 | 0 |
| Posada c | 3 | 0 | 1 | 1 |
| Polonia ph | 1 | 0 | 1 | 0 |
| Martinez 1b | 4 | 0 | 1 | 0 |
| Brosius 3b | 4 | 0 | 0 | 0 |
| Totals | 34 | 1 | 8 | 1 |

| New York | ab | r | h | bi |
|---------------|-----------|----------|-----------|----------|
| Knoblauch dh | 5 | 1 | 2 | 1 |
| Jeter ss | 4 | 1 | 1 | 0 |
| O'Neill rf | 5 | 1 | 2 | 0 |
| Williams cf | 4 | 0 | 0 | 1 |
| Justice lf | 3 | 2 | 1 | 1 |
| Bellinger lf | 0 | 0 | 0 | 0 |
| Martinez 1b | 5 | 1 | 3 | 3 |
| Posada c | 4 | 1 | 1 | 0 |
| Sojo 2b | 3 | 0 | 0 | 1 |
| Brosius 3b | 4 | 0 | 2 | 0 |
| Totals | 37 | 7 | 12 | 7 |

| Oakland | ab | r | h | bi |
|----------------|-----------|----------|-----------|----------|
| Long cf | 3 | 1 | 0 | 0 |
| Fasano c | 0 | 0 | 0 | 0 |
| Velarde 2b | 5 | 0 | 3 | 2 |
| JaGiambi 1b | 4 | 0 | 1 | 1 |
| Saenz dh | 4 | 0 | 1 | 1 |
| Tejada ss | 5 | 1 | 3 | 0 |
| Chavez 3b | 5 | 0 | 1 | 1 |
| Piatt rf | 3 | 1 | 1 | 0 |
| JeGiambi ph-rf | 1 | 0 | 0 | 0 |
| Grieve lf | 4 | 0 | 0 | 0 |
| Hernandez c | 3 | 2 | 2 | 0 |
| Stairs ph | 1 | 0 | 1 | 0 |
| Porter pr-cf | 0 | 0 | 0 | 0 |
| Totals | 38 | 5 | 13 | 5 |

| | | | | | | |
|----------|-----|-----|-----|----|----|---|
| Oakland | 300 | 003 | 014 | 11 | 11 | 0 |
| New York | 000 | 001 | 000 | 1 | 8 | 0 |

| | | | | | | |
|----------|-----|-----|-----|---|----|---|
| New York | 600 | 100 | 000 | 7 | 12 | 0 |
| Oakland | 021 | 200 | 000 | 5 | 13 | 0 |

DP – Oakland 1, New York 1. **LOB** – Oakland 7, New York 8. **2B** – Velarde, Chavez, Tejada, Posada. **HR** – Saenz. **SH** – Hernandez. **SB** – Tejada.

LOB – New York 8, Oakland 10. **2B** – O'Neill, Martinez 2, Chavez, Stairs. **HR** – Justice. **SF** – Williams, Sojo, Ja.Giambi, Saenz. **SB** – Knoblauch.

| Oakland | ip | h | r | er | bb | so |
|-----------------|-----------|----------|----------|-----------|-----------|-----------|
| Zito (W) | 5.2 | 7 | 1 | 1 | 2 | 5 |
| Mecir | 1.0 | 0 | 0 | 0 | 0 | 0 |
| Magnante | 1.1 | 0 | 0 | 0 | 0 | 1 |
| Jones | 1.0 | 1 | 0 | 0 | 0 | 1 |
| New York | ip | h | r | er | bb | so |
| Clemens (L) | 5.0 | 6 | 6 | 6 | 4 | 5 |
| Stanton | 1.0 | 1 | 0 | 0 | 0 | 0 |
| Choate | 1.1 | 0 | 1 | 1 | 1 | 1 |
| Gooden | 1.2 | 4 | 4 | 4 | 1 | 1 |

| New York | ip | h | r | er | bb | so |
|----------------|-----------|----------|----------|-----------|-----------|-----------|
| Pettitte | 3.2 | 10 | 5 | 5 | 2 | 4 |
| Stanton (W) | 2.0 | 1 | 0 | 0 | 0 | 3 |
| Nelson | 1.1 | 0 | 0 | 0 | 0 | 2 |
| Hernandez | 0.1 | 1 | 0 | 0 | 0 | 1 |
| Rivera (S) | 1.2 | 1 | 0 | 0 | 0 | 1 |
| Oakland | ip | h | r | er | bb | so |
| Heredia (L) | 0.1 | 4 | 6 | 6 | 2 | 0 |
| Tam | 0.2 | 2 | 0 | 0 | 0 | 0 |
| Appier | 4.0 | 4 | 1 | 1 | 1 | 6 |
| Mecir | 3.0 | 1 | 0 | 0 | 0 | 1 |
| Isringhausen | 1.0 | 1 | 0 | 0 | 0 | 1 |

HBP – by Gooden (Saenz, Hernandez).
T – 3:42. **A** – 56,915

Umpires – Winters, Reed, Eddings, Reliford, Danley, Reilly.

T – 3:50. **A** – 41,170

Umpires – Reed, Eddings, Reliford, Danley, Reilly, Winters.

2001 ALDS

The A's face New York in the American League Division Series again and lose to the Yankees in five games for the second straight year. The pitching staff compiles a 2.86 ERA, including 0.93 by Tim Hudson. Johnny Damon leads the A's with a .409 batting average and Terrence Long hits two home runs, both in Game 1.

The A's open the series with a 5-3 win for the second consecutive year as Mark Mulder allows a run on seven hits in 6 2/3 innings for the win. Terrence Long becomes the sixth Athletic to homer twice in a post-season game as he leads off the fourth and eighth innings with home runs. Johnny Damon is 4 for 4 with a walk and steals two bases. Tim Hudson combines with Jason Istringhausen for a 2-0, seven-hit shutout in Game 2. Hudson allows six of the hits in eight innings and Ron Gant homers to start the fourth inning. The series returns to Oakland for Game 3 and Mike Mussina and Mariano Rivera combine to shutout the A's on six hits. Jorge Posada homers with one out in the fifth for the only run and Barry Zito takes the loss, despite allowing one run on two hits and one walk in eight innings. Cory Lidle starts Game 4 and allows two unearned runs in the second, two in the third and two of the Yankees three runs in the fourth in a 9-2 loss. Lidle allows six runs on five hits and three walks in 3 1/3 innings. Miguel Tejada has four hits and Jermaine Dye breaks his leg after fouling off a pitch in the third inning. The series returns to Yankee Stadium for Game 5 and New York completes their comeback with a 5-3 win. RBI singles by Jason and Jeremy Giambi in the first and second innings give the A's a 2-0 lead but New York scores two in the second and unearned runs in the third and fourth off Mulder to take the lead for good. Mulder allows four runs on seven hits in 4 1/3 innings for the loss.

FINAL STATISTICS

| PLAYER | AVG | G | AB | R | H | TB | 2B | 3B | HR | RBI | SH | SF | HP | BB | IBB | SO | SB | CS | DP | E | SLG | OBP | |
|---------------|-------------|----------|------------|-----------|-----------|-----------|-----------|----------|----------|-----------|----------|----------|----------|-----------|----------|-----------|----------|----------|----------|----------|-------------|-------------|------|
| Byrnes | .000 | 2 | 2 | 0 | 0 | 0 | 0 | 0 | 0 | 0 | 0 | 0 | 0 | 0 | 0 | 1 | 0 | 0 | 0 | 0 | .000 | .000 | |
| Chavez | .143 | 5 | 21 | 0 | 3 | 4 | 1 | 0 | 0 | 0 | 0 | 0 | 0 | 0 | 0 | 5 | 0 | 0 | 1 | 1 | .190 | .143 | |
| Damon | .409 | 5 | 22 | 3 | 9 | 13 | 2 | 1 | 0 | 0 | 0 | 0 | 0 | 1 | 0 | 1 | 2 | 0 | 0 | 0 | .591 | .435 | |
| Dye | .231 | 4 | 13 | 0 | 3 | 5 | 2 | 0 | 0 | 0 | 0 | 0 | 2 | 0 | 0 | 2 | 0 | 0 | 0 | 0 | .385 | .333 | |
| Gant | .182 | 4 | 11 | 1 | 2 | 5 | 0 | 0 | 1 | 1 | 0 | 0 | 0 | 0 | 0 | 3 | 0 | 0 | 0 | 0 | .455 | .182 | |
| Giambi, Ja. | .353 | 5 | 17 | 2 | 6 | 9 | 0 | 0 | 1 | 4 | 0 | 1 | 0 | 4 | 1 | 2 | 0 | 0 | 1 | 1 | .529 | .455 | |
| Giambi, Je. | .308 | 5 | 13 | 0 | 4 | 5 | 1 | 0 | 0 | 2 | 0 | 0 | 1 | 0 | 0 | 1 | 0 | 0 | 0 | 0 | .385 | .357 | |
| Hernandez | .000 | 5 | 10 | 0 | 0 | 0 | 0 | 0 | 0 | 0 | 0 | 0 | 1 | 1 | 0 | 4 | 0 | 0 | 0 | 0 | .000 | .167 | |
| Long | .389 | 5 | 18 | 3 | 7 | 16 | 3 | 0 | 2 | 3 | 0 | 0 | 0 | 1 | 0 | 2 | 0 | 0 | 0 | 0 | .889 | .421 | |
| Menechino | .083 | 4 | 12 | 2 | 1 | 1 | 0 | 0 | 0 | 0 | 0 | 0 | 0 | 1 | 0 | 4 | 0 | 0 | 0 | 1 | .083 | .154 | |
| Myers | .143 | 3 | 7 | 0 | 1 | 1 | 0 | 0 | 0 | 0 | 0 | 0 | 0 | 0 | 0 | 3 | 0 | 0 | 0 | 1 | .143 | .143 | |
| Saenz | .000 | 3 | 4 | 0 | 0 | 0 | 0 | 0 | 0 | 0 | 0 | 0 | 0 | 0 | 0 | 1 | 0 | 0 | 0 | 0 | .000 | .000 | |
| Santangelo | .333 | 2 | 3 | 0 | 1 | 2 | 1 | 0 | 0 | 0 | 0 | 0 | 1 | 0 | 0 | 0 | 0 | 0 | 0 | 0 | 1 | .667 | .500 |
| Tejada | .286 | 5 | 21 | 1 | 6 | 9 | 3 | 0 | 0 | 1 | 0 | 1 | 1 | 0 | 0 | 3 | 0 | 0 | 0 | 1 | .429 | .304 | |
| Totals | .247 | 5 | 174 | 12 | 43 | 70 | 13 | 1 | 4 | 11 | 0 | 2 | 3 | 11 | 1 | 31 | 3 | 0 | 3 | 6 | .402 | .300 | |

| PITCHER | W | L | ERA | G | GS | CG | GF | SHO | SV | IP | H | R | ER | HR | HB | BB | IBB | SO | WP | BK | AVG |
|---------------|----------|----------|-------------|----------|----------|----------|----------|----------|----------|-------------|-----------|-----------|-----------|----------|----------|-----------|----------|-----------|----------|----------|-------------|
| Bradford | 0 | 0 | 0.00 | 1 | 0 | 0 | 0 | 0 | 0 | 1.0 | 0 | 0 | 0 | 0 | 0 | 0 | 0 | 0 | 1 | 0 | 0.000 |
| Guthrie | 0 | 0 | 0.00 | 2 | 0 | 0 | 1 | 0 | 0 | 3.0 | 0 | 0 | 0 | 0 | 0 | 0 | 0 | 2 | 0 | 0 | .000 |
| Hijus | 0 | 0 | 27.00 | 1 | 0 | 0 | 0 | 0 | 0 | 0.1 | 0 | 1 | 1 | 0 | 0 | 2 | 0 | 0 | 0 | 0 | .000 |
| Hudson | 1 | 0 | 0.93 | 2 | 1 | 0 | 0 | 0 | 0 | 9.2 | 8 | 1 | 1 | 1 | 1 | 1 | 0 | 5 | 0 | 0 | .222 |
| Istringhausen | 0 | 0 | 0.00 | 2 | 0 | 0 | 2 | 0 | 2 | 2.0 | 1 | 0 | 0 | 0 | 0 | 1 | 0 | 3 | 0 | 0 | .143 |
| Lidle | 0 | 1 | 10.80 | 1 | 1 | 0 | 0 | 0 | 0 | 3.1 | 5 | 6 | 4 | 0 | 0 | 3 | 0 | 0 | 0 | 0 | .357 |
| Magnante | 0 | 0 | 0.00 | 1 | 0 | 0 | 0 | 0 | 1.1 | 3 | 0 | 0 | 0 | 0 | 0 | 1 | 0 | 1 | 0 | 0 | .500 |
| Mecir | 0 | 0 | 5.40 | 2 | 0 | 0 | 1 | 0 | 0 | 3.1 | 4 | 2 | 2 | 1 | 0 | 0 | 0 | 4 | 0 | 0 | .286 |
| Mulder | 1 | 1 | 2.45 | 2 | 2 | 0 | 0 | 0 | 0 | 11.0 | 14 | 5 | 3 | 0 | 2 | 2 | 0 | 7 | 0 | 0 | .318 |
| Tam | 0 | 0 | 18.00 | 1 | 0 | 0 | 1 | 0 | 0 | 1.0 | 3 | 2 | 2 | 0 | 0 | 0 | 0 | 0 | 0 | 0 | .500 |
| Zito | 0 | 1 | 1.13 | 1 | 1 | 0 | 0 | 0 | 0 | 8.0 | 2 | 1 | 1 | 1 | 2 | 1 | 0 | 6 | 0 | 0 | .077 |
| Totals | 2 | 3 | 2.86 | 5 | 5 | 0 | 5 | 1 | 2 | 44.0 | 40 | 18 | 14 | 3 | 4 | 11 | 0 | 29 | 0 | 0 | .241 |

Game 1 — October 10
Oakland 5, New York 3

Game 2 — October 11
Oakland 2, New York 0

Game 3 — October 13
New York 1, Oakland 0

| Oakland | ab | r | h | bi |
|---------------|-----------|----------|-----------|----------|
| Damon cf | 4 | 1 | 4 | 0 |
| Tejada ss | 4 | 0 | 0 | 1 |
| JaGiambi 1b | 3 | 1 | 1 | 2 |
| Dye rf | 4 | 0 | 1 | 0 |
| Chavez 3b | 5 | 0 | 1 | 0 |
| JeGiambi dh | 4 | 0 | 1 | 0 |
| Gant ph-dh | 1 | 0 | 0 | 0 |
| Long lf | 4 | 2 | 2 | 2 |
| Hernandez c | 2 | 0 | 0 | 0 |
| Menechino 2b | 4 | 1 | 0 | 0 |
| Totals | 35 | 5 | 10 | 5 |

| Oakland | ab | r | h | bi |
|---------------|-----------|----------|----------|----------|
| Damon cf | 5 | 1 | 2 | 0 |
| Tejada ss | 5 | 0 | 2 | 0 |
| JaGiambi 1b | 3 | 0 | 0 | 0 |
| Dye rf | 3 | 0 | 0 | 0 |
| Chavez 3b | 4 | 0 | 0 | 0 |
| Gant dh | 3 | 1 | 2 | 1 |
| JeGiambi ph | 1 | 0 | 0 | 0 |
| Long lf | 4 | 0 | 2 | 0 |
| Hernandez c | 4 | 0 | 0 | 0 |
| Menechino 2b | 4 | 0 | 1 | 0 |
| Totals | 36 | 2 | 9 | 1 |

| New York | ab | r | h | bi |
|---------------|-----------|----------|----------|----------|
| Knoblauch lf | 4 | 0 | 0 | 0 |
| Soriano 2b | 4 | 0 | 0 | 0 |
| Jeter ss | 3 | 0 | 0 | 0 |
| Williams cf | 3 | 0 | 0 | 0 |
| Martinez 1b | 3 | 0 | 0 | 0 |
| Posada c | 3 | 1 | 1 | 1 |
| Spencer rf | 3 | 0 | 1 | 0 |
| Velarde dh | 3 | 0 | 0 | 0 |
| Brosius 3b | 3 | 0 | 0 | 0 |
| Totals | 29 | 1 | 2 | 1 |

| New York | ab | r | h | bi |
|---------------|-----------|----------|-----------|----------|
| Knoblauch lf | 4 | 0 | 1 | 1 |
| Jeter ss | 4 | 0 | 3 | 0 |
| Williams cf | 4 | 1 | 0 | 0 |
| Martinez 1b | 4 | 1 | 1 | 2 |
| Posada c | 4 | 0 | 3 | 0 |
| O'Neill dh | 4 | 0 | 0 | 0 |
| Justice rf | 4 | 0 | 0 | 0 |
| Brosius 3b | 4 | 0 | 0 | 0 |
| Soriano 2b | 4 | 1 | 2 | 0 |
| Totals | 36 | 3 | 10 | 3 |

| New York | ab | r | h | bi |
|---------------|-----------|----------|----------|----------|
| Knoblauch lf | 4 | 0 | 2 | 0 |
| Jeter ss | 4 | 0 | 2 | 0 |
| O'Neill dh | 4 | 0 | 0 | 0 |
| Williams cf | 4 | 0 | 1 | 0 |
| Martinez 1b | 3 | 0 | 1 | 0 |
| Bellinger pr | 0 | 0 | 0 | 0 |
| Posada c | 3 | 0 | 0 | 0 |
| Justice rf | 4 | 0 | 1 | 0 |
| Brosius 3b | 4 | 0 | 0 | 0 |
| Soriano 2b | 3 | 0 | 0 | 0 |
| Totals | 33 | 0 | 7 | 0 |

| Oakland | ab | r | h | bi |
|---------------|-----------|----------|----------|----------|
| Damon cf | 4 | 0 | 0 | 0 |
| Tejada ss | 4 | 0 | 0 | 0 |
| JaGiambi 1b | 4 | 0 | 1 | 0 |
| Dye rf | 4 | 0 | 2 | 0 |
| Chavez 3b | 4 | 0 | 0 | 0 |
| JeGiambi dh | 3 | 0 | 1 | 0 |
| Long lf | 3 | 0 | 1 | 0 |
| Hernandez c | 2 | 0 | 0 | 0 |
| Saenz ph | 1 | 0 | 0 | 0 |
| Santangelo 2b | 0 | 0 | 0 | 0 |
| Menechino 2b | 2 | 0 | 0 | 0 |
| Myers ph-c | 1 | 0 | 1 | 0 |
| Totals | 32 | 0 | 6 | 0 |

| | | | | | | |
|----------|-----|-----|-----|---|----|---|
| Oakland | 100 | 100 | 120 | 5 | 10 | 1 |
| New York | 000 | 010 | 020 | 3 | 10 | 1 |

| | | | | | | |
|----------|-----|-----|-----|---|---|---|
| Oakland | 000 | 100 | 001 | 2 | 9 | 0 |
| New York | 000 | 000 | 000 | 0 | 7 | 1 |

| | | | | | | |
|----------|-----|-----|-----|---|---|---|
| New York | 000 | 010 | 000 | 1 | 2 | 0 |
| Oakland | 000 | 000 | 000 | 0 | 6 | 1 |

E – Menechino, Knoblauch. **DP** – Oakland 1, New York 1. **LOB** – Oakland 10, New York 6. **2B** – Dye, JeGiambi, Posada. **HR** – Martinez, JaGiambi, Long 2. **SF** – Tejada, JaGiambi. **SB** – Damon 2, Soriano. **CS** – Soriano

E – Brosius. **DP** – Oakland 1, New York 1. **LOB** – Oakland 10, New York 8. **2B** – Tejada 2, Long, Damon, Williams. **3B** – Damon. **HR** – Gant.

E – Tejada. **DP** – Oakland 1. **LOB** – New York 4, Oakland 6. **2B** – Spencer, Dye, Long. **HR** – Posada.

| Oakland | ip | h | r | er | bb | so |
|------------------|-----|---|---|----|----|----|
| Mulder (W) | 6.2 | 7 | 1 | 1 | 0 | 5 |
| Mecir | 1.1 | 3 | 2 | 2 | 0 | 0 |
| Isringhausen (S) | 1.0 | 0 | 0 | 0 | 0 | 2 |
| New York | ip | h | r | er | bb | so |
| Clemens (L) | 4.0 | 4 | 2 | 2 | 3 | 1 |
| Hitchcock | 3.0 | 5 | 2 | 2 | 0 | 2 |
| Witasick | 0.2 | 1 | 1 | 1 | 1 | 0 |
| Stanton | 1.1 | 0 | 0 | 0 | 0 | 0 |

| Oakland | ip | h | r | er | bb | so |
|------------------|-----|---|---|----|----|----|
| Hudson (W) | 8.0 | 6 | 0 | 0 | 1 | 3 |
| Isringhausen (S) | 1.0 | 1 | 0 | 0 | 1 | 1 |
| New York | ip | h | r | er | bb | so |
| Pettitte (L) | 6.1 | 7 | 1 | 1 | 2 | 4 |
| Mendoza | 1.2 | 1 | 0 | 0 | 1 | 1 |
| Rivera | 1.0 | 1 | 1 | 0 | 0 | 1 |

| New York | ip | h | r | er | bb | so |
|-------------|-----|---|---|----|----|----|
| Mussina (W) | 7.0 | 4 | 0 | 0 | 1 | 4 |
| Rivera (S) | 2.0 | 2 | 0 | 0 | 0 | 1 |
| Oakland | ip | h | r | er | bb | so |
| Zito (L) | 8.0 | 2 | 1 | 1 | 1 | 6 |
| Guthrie | 1.0 | 0 | 0 | 0 | 0 | 1 |

T – 2:42. **A** – 55,861

Umpires – Danley, Layne, Hirschbeck, Kulpa, Rippley, Barrett

Clemens pitched to 1 batter in the 5th, Hitchcock pitched to 1 batter in the 8th **HBP** – by Clemens (Hernandez).

T – 3:45. **A** – 56,697

Umpires – DeMuth, Nelson, Schrieber, Reed, Rapuano, Gibson.

Game 4 — October 14
New York 9, Oakland 2

Game 5 — October 15
New York 5, Oakland 3

| New York | ab | r | h | bi |
|---------------|-----------|----------|-----------|----------|
| Knoblauch lf | 5 | 0 | 1 | 0 |
| Jeter ss | 4 | 2 | 1 | 0 |
| Justice dh | 3 | 2 | 1 | 0 |
| Williams cf | 4 | 2 | 3 | 5 |
| Martinez 1b | 5 | 0 | 0 | 0 |
| Posada c | 4 | 1 | 2 | 1 |
| O'Neill rf | 3 | 1 | 1 | 0 |
| Spencer ph-ff | 2 | 0 | 0 | 0 |
| Brosius 3b | 3 | 0 | 1 | 1 |
| Soriano 2b | 3 | 1 | 1 | 1 |
| Totals | 36 | 9 | 11 | 8 |

| Oakland | ab | r | h | bi |
|---------------|-----------|----------|----------|----------|
| Damon cf | 4 | 1 | 1 | 0 |
| Tejada ss | 3 | 0 | 0 | 0 |
| JaGiambi 1b | 4 | 0 | 4 | 2 |
| Chavez 3b | 4 | 0 | 0 | 0 |
| Long rf | 4 | 1 | 1 | 0 |
| Gant lf | 4 | 0 | 0 | 0 |
| JeGiambi dh | 2 | 0 | 1 | 1 |
| Saenz ph-dh | 2 | 0 | 0 | 0 |
| Hernandez c | 1 | 0 | 0 | 0 |
| Myers c | 3 | 0 | 0 | 0 |
| Menechino 2b | 2 | 1 | 0 | 0 |
| Byrnes ph | 1 | 0 | 0 | 0 |
| Totals | 34 | 3 | 7 | 3 |

| Oakland | ab | r | h | bi |
|----------------|-----------|----------|-----------|----------|
| Damon cf | 5 | 0 | 2 | 0 |
| Tejada ss | 5 | 1 | 4 | 0 |
| JaGiambi 1b | 3 | 1 | 0 | 0 |
| Saenz ph | 1 | 0 | 0 | 0 |
| Dye rf | 2 | 0 | 0 | 0 |
| Gant ph-ff | 3 | 0 | 0 | 0 |
| Long lf-ff | 3 | 0 | 1 | 1 |
| JeGiambi dh | 3 | 0 | 1 | 1 |
| Byrnes ph-dh | 1 | 0 | 0 | 0 |
| Chavez 3b | 4 | 0 | 2 | 0 |
| Myers c | 3 | 0 | 0 | 0 |
| Hernandez ph-c | 1 | 0 | 0 | 0 |
| Santangelo 2b | 3 | 0 | 1 | 0 |
| Totals | 37 | 2 | 11 | 2 |

| New York | ab | r | h | bi |
|---------------|-----------|----------|-----------|----------|
| Knoblauch lf | 5 | 1 | 2 | 0 |
| Velarde dh | 2 | 0 | 1 | 0 |
| Justice ph-dh | 2 | 1 | 1 | 1 |
| Jeter ss | 3 | 0 | 2 | 1 |
| Williams cf | 3 | 1 | 0 | 0 |
| Martinez 1b | 3 | 0 | 0 | 0 |
| Posada c | 4 | 1 | 2 | 0 |
| Spencer rf | 3 | 1 | 1 | 0 |
| Brosius 3b | 3 | 0 | 0 | 0 |
| Soriano 2b | 4 | 0 | 1 | 2 |
| Totals | 32 | 5 | 10 | 4 |

| | | | | | | |
|----------|-----|-----|-----|---|----|---|
| New York | 022 | 300 | 002 | 9 | 11 | 1 |
| Oakland | 002 | 000 | 000 | 2 | 11 | 1 |

| | | | | | | |
|----------|-----|-----|-----|---|----|---|
| Oakland | 110 | 010 | 000 | 3 | 7 | 3 |
| New York | 021 | 101 | 00x | 5 | 10 | 1 |

E – Brosius, Santangelo. **DP** – New York 1. **LOB** – New York 7, Oakland 11. **2B** – Williams 2, O'Neill, Tejada, Chavez, Santangelo. **3B** - Justice. **SB** – Soriano. **CS** – Jeter. **S** – Brosius.

E – Ja.Giambi, Chavez, Myers, Brosius. **DP** – Oakland 1, New York 1. **LOB** – Oakland 6, New York 9. **2B** – Damon, Long, Knoblauch, Jeter. **HR** – Justice. **SH** – Velarde. **SF** – Jeter. **SB** – JeGiambi, Knoblauch, Posada. **CS** – Knoblauch, Williams.

| New York | ip | h | r | er | bb | so |
|---------------|-----|---|---|----|----|----|
| Hernandez (W) | 5.2 | 8 | 2 | 2 | 2 | 5 |
| Stanton | 1.2 | 2 | 0 | 0 | 0 | 1 |
| Mendoza | 1.2 | 1 | 0 | 0 | 0 | 3 |
| Oakland | ip | h | r | er | bb | so |
| Lidle (L) | 3.1 | 5 | 6 | 4 | 3 | 0 |
| Hiljusz | 0.1 | 0 | 1 | 1 | 2 | 0 |
| Magnante | 1.1 | 3 | 0 | 0 | 1 | 1 |
| Guthrie | 2.0 | 0 | 0 | 0 | 0 | 1 |
| Bradford | 1.0 | 0 | 0 | 0 | 0 | 1 |
| Tam | 1.0 | 3 | 2 | 2 | 0 | 0 |

| Oakland | ip | h | r | er | bb | so |
|-------------|-----|---|---|----|----|----|
| Mulder (L) | 4.1 | 7 | 4 | 2 | 2 | 2 |
| Hudson | 1.2 | 2 | 1 | 1 | 0 | 2 |
| Mecir | 2.0 | 1 | 0 | 0 | 0 | 4 |
| New York | ip | h | r | er | bb | so |
| Clemens | 4.1 | 5 | 3 | 3 | 1 | 5 |
| Stanton (W) | 1.2 | 1 | 0 | 0 | 0 | 0 |
| Mendoza | 1.0 | 0 | 0 | 0 | 0 | 1 |
| Rivera (S) | 2.0 | 1 | 0 | 0 | 0 | 2 |

HBP – by Hernandez (Santangelo). **WP** – Hernandez
T – 4:13. **A** – 43,681.
Umpires – Layne, Hirschbeck, Kulpa, Rippley, Barrett, Danley

HBP – by Clemens (Tejada), by Mulder (Martinez), by Mulder (Brosius). **WP** – Clemens.
T – 3:23. **A** – 56,642
Umpires – Rapuano, Gibson, DeMuth, Nelson, Schrieber, Reed

2002 ALDS

The A's reach the post season for the third consecutive season, facing Minnesota in the ALDS. However, the A's lose in five games for the third straight year. The A's hit .288 in the series, scoring 26 runs in the five games. Scott Hatteberg leads the A's with a .500 batting average and Ray Durham hits two home runs. The A's pitching staff allows 27 runs for a 4.09 ERA.

After winning Game 1 in each of the previous two seasons, the A's drop the opener in 2002, 7-5. The A's take a 5-1 lead after two innings but Tim Hudson allows a run in the third and one of the Twins three runs in the sixth. Ted Lilly allows two runs in two-thirds of an inning for the loss and blown save. The A's win Game 2 9-1 as Eric Chavez hits a three-run home run in the first to give Mark Mulder all the runs he would need. Mulder allows a run on five hits in six innings. The series moves to Minnesota for Game 3 and the A's win 6-3 behind Barry Zito. Ray Durham leads off the game with an inside-the-park home run and Scott Hatteberg follows with a home run to mark the first time in post-season history a team has started the game with back-to-back home runs. The Twins even the series at two with an 11-2 win in Game 4. Miguel Tejada hits a two-run home run in the third inning but Tim Hudson allows two in the bottom of the inning before the Twins score seven unearned runs in the fourth to hand Hudson the loss. Minnesota then wins Game 5, 5-4. The Twins take a 2-0 lead before Ray Durham homers in the bottom of the third. The score remains 2-1 until Billy Koch allows three runs in the ninth. Mark Ellis hits a three-run home run in the bottom of the ninth.

FINAL STATISTICS

| PLAYER | AVG | G | AB | R | H | TB | 2B | 3B | HR | RBI | SH | SF | HP | BB | IBB | SO | SB | CS | DP | E | SLG | OBP |
|---------------|-------------|----------|------------|-----------|-----------|-----------|-----------|----------|----------|-----------|----------|----------|----------|-----------|----------|-----------|----------|----------|----------|----------|-------------|-------------|
| Byrnes | .000 | 2 | 1 | 0 | 0 | 0 | 0 | 0 | 0 | 0 | 0 | 0 | 0 | 0 | 0 | 1 | 0 | 0 | 0 | 0 | .000 | .000 |
| Chavez | .381 | 5 | 21 | 3 | 8 | 11 | 0 | 0 | 1 | 5 | 0 | 0 | 0 | 2 | 1 | 1 | 0 | 0 | 0 | 0 | .524 | .435 |
| Durham | .333 | 5 | 21 | 7 | 7 | 16 | 3 | 0 | 2 | 2 | 0 | 0 | 1 | 2 | 0 | 4 | 1 | 0 | 0 | 0 | .762 | .417 |
| Dye | .400 | 5 | 20 | 3 | 8 | 13 | 2 | 0 | 1 | 1 | 0 | 0 | 0 | 1 | 0 | 5 | 0 | 0 | 0 | 0 | .650 | .429 |
| Ellis | .368 | 5 | 19 | 1 | 7 | 12 | 2 | 0 | 1 | 4 | 0 | 0 | 0 | 1 | 0 | 2 | 0 | 0 | 0 | 0 | 1.632 | .400 |
| Hatteberg | .500 | 5 | 14 | 5 | 7 | 12 | 2 | 0 | 1 | 3 | 0 | 0 | 0 | 3 | 0 | 0 | 0 | 0 | 0 | 0 | 1.857 | .588 |
| Hernandez | .059 | 5 | 17 | 0 | 1 | 1 | 0 | 0 | 0 | 0 | 0 | 0 | 0 | 0 | 0 | 4 | 0 | 0 | 1 | 0 | .059 | .059 |
| Justice | .238 | 5 | 21 | 2 | 5 | 8 | 1 | 1 | 0 | 4 | 0 | 0 | 0 | 0 | 0 | 4 | 0 | 0 | 1 | 0 | .381 | .238 |
| Long | .167 | 5 | 18 | 1 | 3 | 6 | 0 | 0 | 1 | 1 | 0 | 0 | 0 | 1 | 0 | 2 | 0 | 0 | 0 | 0 | .333 | .211 |
| Mabry | .000 | 2 | 2 | 0 | 0 | 0 | 0 | 0 | 0 | 0 | 0 | 0 | 0 | 0 | 0 | 1 | 0 | 0 | 0 | 0 | .000 | .000 |
| Myers | .000 | 2 | 1 | 0 | 0 | 0 | 0 | 0 | 0 | 0 | 0 | 0 | 0 | 0 | 0 | 1 | 0 | 0 | 0 | 0 | .000 | .000 |
| Piatt | .333 | 3 | 3 | 0 | 1 | 2 | 1 | 0 | 0 | 0 | 0 | 0 | 0 | 0 | 0 | 1 | 0 | 0 | 0 | 0 | .667 | .333 |
| Saenz | — | 1 | 0 | 0 | 0 | 0 | 0 | 0 | 0 | 0 | 0 | 0 | 0 | 1 | 0 | 0 | 0 | 0 | 0 | 0 | — | 1.000 |
| Tejada | .143 | 5 | 21 | 3 | 3 | 7 | 1 | 0 | 1 | 4 | 0 | 1 | 0 | 1 | 0 | 7 | 0 | 0 | 0 | 1 | .333 | .174 |
| Velarde | .600 | 4 | 5 | 1 | 3 | 4 | 1 | 0 | 0 | 1 | 0 | 0 | 0 | 0 | 0 | 1 | 0 | 0 | 0 | 0 | .800 | .600 |
| Totals | .288 | 5 | 184 | 26 | 53 | 92 | 13 | 1 | 8 | 25 | 0 | 1 | 1 | 12 | 1 | 34 | 1 | 0 | 2 | 3 | .500 | .333 |

| PITCHER | W | L | ERA | G | GS | CG | GF | SHO | SV | IP | H | R | ER | HR | HB | BB | IBB | SO | WP | BK | AVG |
|---------------|----------|----------|-------------|----------|----------|----------|----------|----------|----------|-------------|-----------|-----------|-----------|----------|----------|-----------|----------|-----------|----------|----------|-------------|
| Bowie | 0 | 0 | 0.00 | 1 | 0 | 0 | 1 | 0 | 0 | 1.1 | 0 | 0 | 0 | 0 | 0 | 0 | 0 | 3 | 0 | 0 | .000 |
| Bradford | 0 | 0 | 0.00 | 2 | 0 | 0 | 0 | 0 | 0 | 3.0 | 1 | 0 | 0 | 0 | 1 | 0 | 0 | 1 | 0 | 0 | .111 |
| Hudson | 0 | 1 | 6.23 | 2 | 2 | 0 | 0 | 0 | 0 | 8.2 | 13 | 11 | 6 | 2 | 1 | 4 | 0 | 8 | 1 | 0 | .333 |
| Koch | 0 | 0 | 9.00 | 3 | 0 | 0 | 3 | 0 | 1 | 3.0 | 5 | 3 | 3 | 1 | 0 | 2 | 0 | 3 | 0 | 0 | .357 |
| Lidle | 0 | 0 | 9.00 | 1 | 0 | 0 | 0 | 0 | 0 | 1.0 | 2 | 1 | 1 | 0 | 0 | 0 | 0 | 0 | 0 | 0 | .400 |
| Lilly | 0 | 1 | 13.50 | 2 | 0 | 0 | 0 | 0 | 0 | 4.0 | 10 | 6 | 6 | 1 | 0 | 1 | 0 | 3 | 1 | 0 | .476 |
| Mecir | 0 | 0 | 0.00 | 1 | 0 | 0 | 1 | 0 | 0 | 1.0 | 0 | 0 | 0 | 0 | 0 | 0 | 0 | 2 | 0 | 0 | .000 |
| Mulder | 1 | 1 | 2.08 | 2 | 2 | 0 | 0 | 0 | 0 | 13.0 | 14 | 3 | 3 | 1 | 0 | 3 | 1 | 12 | 1 | 0 | .280 |
| Rincon | 0 | 0 | 0.00 | 2 | 0 | 0 | 0 | 0 | 0 | 3.0 | 2 | 0 | 0 | 0 | 0 | 0 | 0 | 2 | 0 | 0 | .182 |
| Zito | 1 | 0 | 4.50 | 1 | 1 | 0 | 0 | 0 | 0 | 6.0 | 5 | 3 | 3 | 0 | 0 | 4 | 0 | 8 | 1 | 0 | .217 |
| Totals | 2 | 3 | 4.09 | 5 | 5 | 0 | 5 | 0 | 1 | 44.0 | 52 | 27 | 20 | 5 | 2 | 14 | 1 | 42 | 4 | 0 | .291 |

Game 1 — October 1
Minnesota 7, Oakland 5

Game 2 — October 2
Oakland 9, Minnesota 1

Game 3 — October 4
Oakland 6, Minnesota 3

| Minnesota | ab | r | h | bi |
|-----------------|-----------|----------|-----------|----------|
| Jones lf | 5 | 0 | 1 | 1 |
| Guzman ss | 4 | 1 | 2 | 0 |
| Koskie 3b | 5 | 1 | 1 | 3 |
| Ortiz dh | 5 | 0 | 0 | 0 |
| Hunter cf | 4 | 1 | 1 | 0 |
| Mientkiewicz 1b | 5 | 1 | 1 | 1 |
| Cuddyer rf | 3 | 1 | 2 | 1 |
| Mohr rf | 0 | 0 | 0 | 0 |
| Pierzynski c | 4 | 1 | 4 | 1 |
| Rivas 2b | 3 | 1 | 1 | 0 |
| Totals | 38 | 7 | 13 | 7 |

| Oakland | ab | r | h | bi |
|---------------|-----------|----------|-----------|----------|
| Durham dh | 5 | 1 | 2 | 0 |
| Hatteberg 1b | 2 | 2 | 1 | 1 |
| Saenz ph-1b | 0 | 0 | 0 | 0 |
| Velarde ph-1b | 1 | 0 | 1 | 0 |
| Tejada ss | 5 | 1 | 1 | 0 |
| Chavez 3b | 5 | 1 | 2 | 2 |
| Dye rf | 5 | 0 | 2 | 0 |
| Justice lf | 5 | 0 | 2 | 1 |
| Ellis 2b | 4 | 0 | 1 | 0 |
| Long cf | 4 | 0 | 0 | 0 |
| Piatt ph | 1 | 0 | 0 | 0 |
| Hernandez c | 4 | 0 | 0 | 0 |
| Totals | 41 | 5 | 12 | 4 |

| | | | | | | |
|-----------|-----|-----|-----|---|----|---|
| Minnesota | 012 | 003 | 100 | 7 | 13 | 3 |
| Oakland | 320 | 000 | 000 | 5 | 12 | 0 |

E – Guzman, Pierzynski, Koskie. **DP** – Oakland 1. **LOB** – Minnesota 8, Oakland 12. **2B** – Hunter, Cuddyer, Durham 2, Ellis, Jones. **3B** – Pierzynski. **HR** – Koskie, Mientkiewicz. **SH** – Rivas.

| Minnesota | ip | h | r | er | bb | so |
|--------------|-----|---|---|----|----|----|
| Radke (W) | 5.0 | 8 | 5 | 1 | 1 | 3 |
| Santana | 1.2 | 2 | 0 | 0 | 1 | 2 |
| Romero | 1.1 | 1 | 0 | 0 | 0 | 1 |
| Guardado (S) | 1.0 | 1 | 0 | 0 | 1 | 1 |
| Oakland | ip | h | r | er | bb | so |
| Hudson | 5.1 | 8 | 4 | 4 | 2 | 4 |
| Lilly (L) | 0.2 | 3 | 2 | 2 | 1 | 1 |
| Lidle | 1.0 | 2 | 1 | 1 | 0 | 0 |
| Rincon | 1.0 | 0 | 0 | 0 | 0 | 0 |
| Mecir | 1.0 | 0 | 0 | 0 | 0 | 2 |

T – 3:44. **A** – 34,853.

Umpires – Davis, Meriwether, Marquez, Cousins, West, Diaz

| Minnesota | ab | r | h | bi |
|------------------|-----------|----------|----------|----------|
| Jones lf | 3 | 0 | 1 | 0 |
| Mohr lf | 1 | 0 | 1 | 0 |
| Guzman ss | 3 | 1 | 1 | 1 |
| Koskie 3b | 3 | 0 | 0 | 0 |
| Lecroy dh | 4 | 0 | 2 | 0 |
| Hunter cf | 3 | 0 | 0 | 0 |
| Hocking rf | 1 | 0 | 1 | 0 |
| Mientkiewicz 1b | 4 | 0 | 0 | 0 |
| Cuddyer rf | 1 | 0 | 0 | 0 |
| Kielty, ph-cf-rf | 2 | 0 | 0 | 0 |
| Pierzynski c | 2 | 0 | 0 | 0 |
| Prince c | 2 | 0 | 0 | 0 |
| Rivas 2b | 2 | 0 | 1 | 0 |
| Totals | 31 | 1 | 7 | 1 |

| Oakland | ab | r | h | bi |
|---------------|-----------|----------|-----------|----------|
| Durham dh | 3 | 3 | 1 | 0 |
| Hatteberg 1b | 4 | 1 | 2 | 1 |
| Mabry ph-1b | 1 | 0 | 0 | 0 |
| Tejada ss | 4 | 1 | 1 | 1 |
| Chavez 3b | 4 | 2 | 2 | 3 |
| Dye rf | 4 | 1 | 1 | 0 |
| Justice lf | 5 | 1 | 2 | 3 |
| Byrnes lf | 0 | 0 | 0 | 0 |
| Ellis 2b | 4 | 0 | 3 | 1 |
| Long cf | 4 | 0 | 2 | 0 |
| Hernandez c | 4 | 0 | 0 | 0 |
| Totals | 37 | 9 | 14 | 9 |

| | | | | | | |
|-----------|-----|-----|-----|---|----|---|
| Minnesota | 000 | 001 | 000 | 1 | 7 | 1 |
| Oakland | 300 | 510 | 00x | 9 | 14 | 0 |

E – Jones. **DP** – Minnesota 1, Oakland 2. **LOB** – Minnesota 7, Oakland 9. **2B** – Hatteberg, Dye, Tejada, Ellis, Durham, Mohr. **3B** – Justice. **HR** – Chavez, Guzman. **SH** – Guzman.

| Minnesota | ip | h | r | er | bb | so |
|------------|-----|---|---|----|----|----|
| Mays (L) | 3.2 | 9 | 6 | 6 | 2 | 1 |
| Fiore | 1.1 | 4 | 3 | 3 | 2 | 0 |
| Lohse | 2.0 | 1 | 0 | 0 | 0 | 2 |
| Hawkins | 1.0 | 0 | 0 | 0 | 0 | 2 |
| Oakland | ip | h | r | er | bb | so |
| Mulder (W) | 6.0 | 5 | 1 | 1 | 2 | 3 |
| Bradford | 2.0 | 1 | 0 | 0 | 0 | 1 |
| Koch | 1.0 | 1 | 0 | 0 | 0 | 1 |

HBP – by Mays (Durham), by Bradford (Koskie). **WP** – Fiore.

T – 3:04. **A** – 31,953.

Umpires – Meriwether, Marquez, Cousins, West, Diaz, Davis

| Oakland | ab | r | h | bi |
|---------------|-----------|----------|----------|----------|
| Durham dh | 4 | 2 | 1 | 1 |
| Hatteberg 1b | 2 | 1 | 1 | 1 |
| Velarde ph-1b | 2 | 1 | 1 | 1 |
| Tejada ss | 4 | 0 | 0 | 1 |
| Chavez 3b | 4 | 0 | 1 | 0 |
| Dye rf | 4 | 1 | 1 | 1 |
| Justice lf | 4 | 0 | 0 | 0 |
| Ellis 2b | 4 | 0 | 1 | 0 |
| Long cf | 3 | 1 | 1 | 1 |
| Hernandez c | 4 | 0 | 1 | 0 |
| Totals | 35 | 6 | 9 | 6 |

| Minnesota | ab | r | h | bi |
|-----------------|-----------|----------|----------|----------|
| Jones lf | 4 | 1 | 2 | 0 |
| Guzman ss | 4 | 0 | 0 | 0 |
| Koskie 3b | 5 | 1 | 1 | 1 |
| Ortiz dh | 3 | 0 | 0 | 0 |
| Kielty ph | 1 | 0 | 0 | 0 |
| Hunter cf | 4 | 1 | 2 | 1 |
| Mientkiewicz 1b | 3 | 0 | 1 | 0 |
| Cuddyer rf | 4 | 0 | 1 | 0 |
| Pierzynski c | 3 | 0 | 1 | 1 |
| Rivas 2b | 3 | 0 | 0 | 0 |
| Hocking ph | 1 | 0 | 0 | 0 |
| Totals | 35 | 3 | 8 | 3 |

| | | | | | | |
|-----------|-----|-----|-----|---|---|---|
| Oakland | 200 | 101 | 200 | 6 | 9 | 1 |
| Minnesota | 000 | 120 | 000 | 3 | 8 | 0 |

E – Ellis. **LOB** – Oakland 7, Minnesota 9. **2B** – Hunter, Velarde, Jones. **3B** – Koskie. **HR** – Durham, Hatteberg, Long, Dye. **SF** – Tejada. **SB** – Guzman.

| Oakland | ip | h | r | er | bb | so |
|-----------|-----|---|---|----|----|----|
| Zito (W) | 6.0 | 5 | 3 | 3 | 4 | 8 |
| Rincon | 2.0 | 2 | 0 | 0 | 0 | 2 |
| Koch (S) | 1.0 | 1 | 0 | 0 | 0 | 0 |
| Minnesota | ip | h | r | er | bb | so |
| Reed (L) | 5.0 | 6 | 4 | 4 | 2 | 8 |
| Santana | 1.1 | 1 | 2 | 2 | 1 | 0 |
| Jackson | 0.2 | 1 | 0 | 0 | 0 | 0 |
| Romero | 1.0 | 1 | 0 | 0 | 1 | 0 |
| Hawkins | 1.0 | 0 | 0 | 0 | 0 | 2 |

Reed pitched to 1 batter in the 6th

WP – Zito. **T** – 3:26. **A** – 55,932

Umpires – Joyce, Winters, McClelland, Culbreth, Crawford, Eddings

Game 4 — October 5
Minnesota 11, Oakland 2

Game 5 — October 6
Minnesota 5, Oakland 4

| Oakland | ab | r | h | bi | Minnesota | ab | r | h | bi |
|------------------|-----------|-----------|-----------|-----------|------------------|-----------|----------|-----------|-----------|
| Durham dh | 4 | 0 | 0 | 0 | Jones lf | 5 | 0 | 0 | 0 |
| Hatteberg 1b | 3 | 1 | 1 | 0 | Guzman ss | 5 | 2 | 3 | 0 |
| Tejada ss | 4 | 1 | 1 | 2 | Koskie 3b | 4 | 0 | 0 | 0 |
| Chavez 3b | 4 | 0 | 1 | 0 | LeCroy dh | 3 | 1 | 2 | 1 |
| Dye rf | 3 | 0 | 3 | 0 | Ortiz ph | 2 | 0 | 1 | 1 |
| Mabry rf | 1 | 0 | 0 | 0 | Hunter cf | 5 | 0 | 1 | 0 |
| Justice lf | 3 | 0 | 0 | 0 | Mientkiewicz 1b | 4 | 0 | 0 | 0 |
| Piatt lf | 1 | 0 | 1 | 0 | Cuddyer rf | 2 | 0 | 2 | 0 |
| Ellis 2b | 3 | 0 | 0 | 0 | Mohr rf | 0 | 1 | 0 | 0 |
| Myers c | 1 | 0 | 0 | 0 | Pierzynski c | 4 | 1 | 1 | 2 |
| Long cf | 3 | 0 | 0 | 0 | Hocking 2b | 4 | 0 | 2 | 1 |
| Byrnes ph | 1 | 0 | 0 | 0 | Totals | 38 | 5 | 12 | 5 |
| Hernandez c | 3 | 0 | 0 | 0 | Oakland | ab | r | h | bi |
| Velarde 2b | 0 | 0 | 0 | 0 | Durham dh | 5 | 1 | 3 | 1 |
| Totals | 34 | 2 | 7 | 2 | Hatteberg 1b | 3 | 0 | 1 | 0 |
| Minnesota | ab | r | h | bi | Piatt ph | 1 | 0 | 0 | 0 |
| Jones lf | 3 | 2 | 1 | 0 | Myers c | 0 | 0 | 0 | 0 |
| Kielty ph-rf | 1 | 0 | 0 | 0 | Tejada ss | 4 | 0 | 0 | 0 |
| Guzman ss | 5 | 1 | 0 | 1 | Chavez 3b | 4 | 0 | 2 | 0 |
| Koskie 3b | 4 | 1 | 1 | 1 | Dye rf | 4 | 1 | 1 | 0 |
| Ortiz dh | 3 | 0 | 2 | 1 | Justice lf | 4 | 1 | 1 | 0 |
| LeCroy ph | 2 | 0 | 0 | 0 | Ellis 2b | 4 | 1 | 2 | 3 |
| Hunter cf | 4 | 2 | 2 | 1 | Long cf | 4 | 0 | 0 | 0 |
| Mientkiewicz 1b | 4 | 2 | 3 | 3 | Hernandez c | 2 | 0 | 0 | 0 |
| Cuddyer rf | 3 | 0 | 0 | 0 | Velarde ph-1b | 2 | 0 | 1 | 0 |
| Mohr rf-lf | 1 | 0 | 1 | 0 | Totals | 37 | 4 | 11 | 4 |
| Pierzynski c | 3 | 2 | 1 | 0 | Minnesota | 011 | 000 | 003 | 5 12 0 |
| Rivas 2b | 4 | 1 | 1 | 0 | Oakland | 001 | 000 | 003 | 4 11 0 |
| Totals | 37 | 11 | 12 | 7 | | | | | |

Oakland 002 000 000 2 7 2
 Minnesota 002 700 20x 11 12 0

E – Tejada, Hatteberg. **LOB** – Oakland 6, Minnesota 5. **2B** – Hatteberg, Jones, Ortiz, Dye, Hunter, Rivas, Piatt. **HR** - Tejada, Mientkiewicz.

| Oakland | ip | h | r | er | bb | so |
|------------------|-----------|----------|----------|-----------|-----------|-----------|
| Hudson (L) | 3.1 | 5 | 7 | 2 | 2 | 4 |
| Lilly | 3.1 | 7 | 4 | 4 | 0 | 2 |
| Bowie | 1.1 | 0 | 0 | 0 | 0 | 3 |
| Minnesota | ip | h | r | er | bb | so |
| Milton (W) | 7.0 | 6 | 2 | 2 | 1 | 3 |
| Lohse | 2.0 | 1 | 0 | 0 | 0 | 3 |

HBP – by Hudson (Jones). **WP** – Hudson, Lilly.
T – 3:20. **A** – 55,960
Umpires – Winters, McClelland, Culbreth, Crawford, Eddings, Joyce.

DP – Minnesota 1. **LOB** – Minnesota 9, Oakland 6. **2B** – Guzman 2, Hunter, Hocking, LeCroy, Justice. **HR** - Durham, Pierzynski, Ellis. **SB** – Durham, Guzman.

| Minnesota | ip | h | r | er | bb | so |
|------------------|-----------|----------|----------|-----------|-----------|-----------|
| Radke (W) | 6.2 | 6 | 1 | 1 | 0 | 4 |
| Romero | 1.0 | 1 | 0 | 0 | 0 | 1 |
| Hawkins | 0.1 | 0 | 0 | 0 | 0 | 1 |
| Guardado | 1.0 | 4 | 3 | 3 | 0 | 0 |
| Oakland | ip | h | r | er | bb | so |
| Mulder (L) | 7.0 | 9 | 2 | 2 | 1 | 9 |
| Bradford | 1.0 | 0 | 0 | 0 | 0 | 0 |
| Koch | 1.0 | 3 | 3 | 3 | 2 | 2 |

WP – Mulder. **T** – 3:23. **A** – 32,146.
Umpires – West, Diaz, Davis, Meriwether, Marquez, Cousins.

2003 ALDS

The A's reach the post season for the fourth consecutive season, facing Boston in the ALDS. However, the A's lose in five games for the fourth straight year. The A's hit .213 in the series and outscore the Red Sox 18-17. Eric Byrnes leads the A's with a .462 batting average. The A's pitching staff records a 2.98 ERA and Ted Lilly does not allow a run in 9.0 innings.

The A's win Game 1 in 12 innings as Ramon Hernandez has a bases loaded two-out bunt single in the bottom of the 12th for a 5-4 win. Erubiel Durazo sends the game into extra innings with a two-out RBI single in the bottom of the ninth. Oakland takes a 2-0 lead in the series with a 5-1 win in Game 2. The A's score all five of their runs in the second inning, highlighted by a Hernandez RBI single and an Eric Byrnes two-run double. Barry Zito allows one run on five hits in 7.0 innings and strikes out nine for the win. The series moves to Boston for Game 3 and the Sox win 3-1 in 11 innings on a two-run pinch hit home run by Trot Nixon. The A's trail 1-0 after five innings before tying the game with a run in the sixth inning, an inning in which Byrnes is tagged out after failing to touch home and Miguel Tejada is tagged out between third and home after stopping after being obstructed. The A's lose Game 4, 5-4, after starting pitcher Tim Hudson is injured after one inning. The A's lead 4-2 entering the bottom of the sixth but Boston scores a run in the sixth and two more in the eighth off Keith Foulke for the win. Barry Zito has a two-hit shutout after five innings in Game 5 but the Red Sox score four times in the sixth inning off him for a 4-3 win.

FINAL STATISTICS

| PLAYER | AVG | G | AB | R | H | TB | 2B | 3B | HR | RBI | SH | SF | HP | BB | IBB | SO | SB | CS | DP | E | SLG | OBP |
|---------------|-------------|----------|------------|-----------|-----------|-----------|----------|----------|----------|-----------|----------|----------|----------|-----------|----------|-----------|----------|----------|----------|----------|-------------|-------------|
| Byrnes | .462 | 5 | 13 | 2 | 6 | 7 | 1 | 0 | 0 | 2 | 0 | 0 | 0 | 0 | 0 | 5 | 1 | 0 | 0 | 0 | .538 | .462 |
| Chavez | .045 | 5 | 22 | 1 | 1 | 2 | 1 | 0 | 0 | 0 | 0 | 0 | 0 | 1 | 1 | 3 | 1 | 0 | 0 | 2 | .091 | .087 |
| Durazo | .238 | 5 | 21 | 3 | 5 | 7 | 2 | 0 | 0 | 3 | 0 | 0 | 0 | 3 | 0 | 4 | 0 | 0 | 0 | 0 | .333 | .333 |
| Dye | .231 | 4 | 13 | 2 | 3 | 6 | 0 | 0 | 1 | 3 | 0 | 0 | 1 | 0 | 0 | 2 | 0 | 0 | 0 | 0 | .462 | .286 |
| Ellis | .118 | 5 | 17 | 2 | 2 | 2 | 0 | 0 | 0 | 0 | 0 | 0 | 1 | 4 | 0 | 7 | 0 | 0 | 0 | 1 | .118 | .318 |
| Guillen | .455 | 4 | 11 | 1 | 5 | 6 | 1 | 0 | 0 | 1 | 0 | 0 | 0 | 3 | 0 | 2 | 0 | 0 | 0 | 0 | .545 | .571 |
| Hatteberg | .176 | 5 | 17 | 3 | 3 | 3 | 0 | 0 | 0 | 0 | 0 | 0 | 0 | 5 | 0 | 3 | 0 | 0 | 0 | 0 | .176 | .364 |
| Hernandez | .200 | 4 | 15 | 1 | 3 | 3 | 0 | 0 | 0 | 2 | 1 | 0 | 1 | 2 | 0 | 1 | 0 | 0 | 0 | 1 | .200 | .333 |
| Long | .250 | 4 | 8 | 0 | 2 | 2 | 0 | 0 | 0 | 0 | 0 | 0 | 0 | 1 | 1 | 3 | 0 | 0 | 0 | 0 | .250 | .333 |
| McMillon | .167 | 3 | 6 | 0 | 1 | 1 | 0 | 0 | 0 | 1 | 0 | 0 | 0 | 1 | 0 | 1 | 0 | 0 | 0 | 0 | .167 | .286 |
| Melhuse | .600 | 2 | 5 | 1 | 3 | 5 | 0 | 1 | 0 | 1 | 0 | 0 | 0 | 0 | 0 | 1 | 0 | 0 | 0 | 0 | 1.000 | .600 |
| Menechino | - | 1 | 0 | 0 | 0 | 0 | 0 | 0 | 0 | 0 | 0 | 0 | 0 | 0 | 0 | 0 | 0 | 0 | 0 | 0 | - | - |
| Singleton | .286 | 2 | 7 | 2 | 2 | 4 | 2 | 0 | 0 | 0 | 0 | 0 | 1 | 1 | 0 | 1 | 1 | 0 | 0 | 0 | .571 | .444 |
| Tejada | .087 | 5 | 23 | 0 | 2 | 3 | 1 | 0 | 0 | 2 | 0 | 0 | 0 | 0 | 0 | 4 | 0 | 0 | 0 | 1 | .130 | .087 |
| Totals | .213 | 5 | 178 | 18 | 38 | 51 | 8 | 1 | 1 | 15 | 1 | 0 | 4 | 21 | 2 | 37 | 3 | 0 | 0 | 5 | .287 | .310 |

| PITCHER | W | L | ERA | G | GS | CG | GF | SHO | SV | IP | H | R | ER | HR | HB | BB | IBB | SO | WP | BK | AVG |
|---------------|----------|----------|-------------|----------|----------|----------|----------|----------|----------|-------------|-----------|-----------|-----------|----------|----------|-----------|----------|-----------|----------|----------|-------------|
| Bradford | 0 | 0 | 0.00 | 4 | 0 | 0 | 0 | 0 | 0 | 3.2 | 4 | 0 | 0 | 0 | 0 | 2 | 2 | 5 | 0 | 0 | .286 |
| Foulke | 0 | 1 | 3.60 | 3 | 0 | 0 | 2 | 0 | 0 | 5.0 | 4 | 2 | 2 | 0 | 0 | 2 | 1 | 3 | 0 | 0 | .211 |
| Harden | 1 | 1 | 13.50 | 2 | 0 | 0 | 2 | 0 | 0 | 1.1 | 2 | 2 | 2 | 1 | 0 | 2 | 1 | 1 | 1 | 0 | .333 |
| Hudson | 0 | 0 | 3.52 | 2 | 2 | 0 | 0 | 0 | 0 | 7.2 | 10 | 3 | 3 | 2 | 0 | 1 | 0 | 6 | 0 | 0 | .323 |
| Lilly | 0 | 0 | 0.00 | 2 | 1 | 0 | 0 | 0 | 0 | 9.0 | 2 | 1 | 0 | 0 | 1 | 2 | 0 | 7 | 0 | 0 | .065 |
| Mecir | 0 | 0 | 0.00 | 1 | 0 | 0 | 0 | 0 | 0 | 0.2 | 1 | 0 | 0 | 0 | 0 | 1 | 1 | 0 | 0 | 0 | .333 |
| Rincon | 0 | 0 | 4.50 | 4 | 0 | 0 | 1 | 0 | 0 | 4.0 | 4 | 2 | 2 | 2 | 0 | 1 | 0 | 3 | 0 | 0 | .267 |
| Sparks | 0 | 0 | 4.50 | 1 | 0 | 0 | 0 | 0 | 0 | 4.0 | 2 | 2 | 2 | 1 | 0 | 3 | 0 | 1 | 0 | 0 | .143 |
| Zito | 1 | 1 | 3.46 | 2 | 2 | 0 | 0 | 0 | 0 | 13.0 | 9 | 5 | 5 | 2 | 1 | 4 | 0 | 13 | 0 | 0 | .191 |
| Totals | 2 | 3 | 2.98 | 5 | 5 | 0 | 5 | 0 | 0 | 48.1 | 38 | 17 | 16 | 8 | 2 | 18 | 5 | 39 | 1 | 0 | .211 |

Game 1 — October 1
Oakland 5, Boston 4 (12)

Game 2 — October 2
Oakland 5, Boston 1

Game 3 — October 4
Boston 3, Oakland 1 (11)

| Boston | ab | r | h | bi |
|----------------|-----------|----------|-----------|----------|
| Damon cf | 5 | 0 | 1 | 0 |
| GarciaParra ss | 5 | 1 | 2 | 0 |
| Walker 2b | 5 | 2 | 4 | 3 |
| Jackson 2b | 1 | 0 | 0 | 0 |
| Ramirez lf | 5 | 0 | 0 | 0 |
| Ortiz dh | 5 | 0 | 0 | 0 |
| Millar 1b | 6 | 0 | 2 | 0 |
| Mueller 3b | 5 | 0 | 1 | 0 |
| Nixon rf | 3 | 0 | 0 | 0 |
| McCarthy ph | 0 | 0 | 0 | 0 |
| Brown ph-rf | 1 | 0 | 0 | 0 |
| Kapler ph-rf | 2 | 0 | 0 | 0 |
| Varitek c | 3 | 1 | 2 | 1 |
| Totals | 46 | 4 | 12 | 4 |

| Oakland | ab | r | h | bi |
|---------------|-----------|----------|----------|----------|
| Ellis 2b | 4 | 1 | 1 | 0 |
| Durazo dh | 4 | 1 | 2 | 3 |
| Chavez 3b | 6 | 1 | 0 | 0 |
| Tejada ss | 6 | 0 | 1 | 1 |
| Hatteberg 1b | 4 | 0 | 0 | 0 |
| Guillen lf | 3 | 0 | 1 | 0 |
| Long ph-lf-rf | 2 | 0 | 0 | 0 |
| Hernandez c | 4 | 0 | 2 | 1 |
| Dye rf | 3 | 0 | 0 | 0 |
| McMillon ph | 0 | 0 | 0 | 0 |
| Byrnes pr-lf | 1 | 1 | 0 | 0 |
| Singleton cf | 4 | 1 | 1 | 0 |
| Totals | 41 | 5 | 8 | 5 |

Boston 100 010 200 000 412 2
 Oakland 003 000 001 001 5 8 0

E – Martinez, Walker. **DP** – Boston 1, Oakland 1. **LOB** – Boston 13, Oakland 12. **2B** – Singleton, Durazo, Mueller. **HR** – Walker 2, Varitek. **SB** – Damon, Singleton, Chavez.

| Boston | ip | h | r | er | bb | so |
|------------|-----|----|---|----|----|----|
| Martinez | 7.0 | 6 | 3 | 3 | 4 | 3 |
| Timlin | 1.0 | 0 | 0 | 0 | 0 | 2 |
| Kim | 0.2 | 0 | 1 | 1 | 1 | 1 |
| Embree | 0.1 | 1 | 0 | 0 | 0 | 0 |
| Williamson | 1.0 | 0 | 0 | 0 | 1 | 2 |
| Lowe (L) | 1.2 | 1 | 1 | 1 | 4 | 2 |
| Oakland | ip | h | r | er | bb | so |
| Hudson | 6.2 | 10 | 3 | 3 | 1 | 5 |
| Rincon | 0.2 | 2 | 1 | 1 | 1 | 1 |
| Bradford | 0.2 | 0 | 0 | 0 | 1 | 1 |
| Foulke | 3.0 | 0 | 0 | 0 | 2 | 3 |
| Harden (W) | 1.0 | 0 | 0 | 0 | 2 | 1 |

HBP – by Kim (Singleton). **WP** – Harden
T – 4:37. **A** – 50,606.

Umpires – Marsh, Cooper, Bell, Darling, Welke, Gibson

| Boston | ab | r | h | bi |
|----------------|-----------|----------|----------|----------|
| Damon cf | 4 | 0 | 2 | 1 |
| GarciaParra ss | 3 | 0 | 1 | 0 |
| Walker 2b | 4 | 0 | 0 | 0 |
| Ramirez lf | 3 | 0 | 1 | 0 |
| Ortiz dh | 4 | 0 | 0 | 0 |
| Millar 1b | 4 | 0 | 0 | 0 |
| Mueller 3b | 4 | 0 | 1 | 0 |
| Kapler rf | 3 | 0 | 0 | 0 |
| Varitek ph | 1 | 0 | 0 | 0 |
| Mirabelli c | 3 | 1 | 1 | 0 |
| Totals | 33 | 1 | 6 | 1 |

| Oakland | ab | r | h | bi |
|---------------|-----------|----------|----------|----------|
| Ellis 2b | 2 | 1 | 0 | 0 |
| Durazo dh | 4 | 0 | 1 | 0 |
| Chavez 3b | 4 | 0 | 0 | 0 |
| Tejada ss | 4 | 0 | 0 | 0 |
| Hatteberg 1b | 4 | 0 | 1 | 0 |
| Guillen lf | 1 | 1 | 0 | 0 |
| Long lf | 1 | 0 | 1 | 0 |
| Hernandez c | 4 | 1 | 1 | 1 |
| Dye rf | 3 | 1 | 0 | 0 |
| Byrnes cf | 4 | 1 | 2 | 2 |
| Totals | 31 | 5 | 6 | 3 |

Boston 001 000 000 1 6 1
 Oakland 050 000 00x 5 6 0

E – Walker. **LOB** – Boston 7, Oakland 7.
2B – Byrnes, Mirabelli, Damon.

| Boston | ip | h | r | er | bb | so |
|---------------|-----|---|---|----|----|----|
| Wakefield (L) | 6.0 | 4 | 5 | 3 | 3 | 7 |
| Embree | 1.0 | 0 | 0 | 0 | 0 | 0 |
| Williamson | 1.0 | 2 | 0 | 0 | 0 | 1 |
| Oakland | ip | h | r | er | bb | so |
| Zito (W) | 7.0 | 5 | 1 | 1 | 2 | 9 |
| Bradford | 1.0 | 0 | 0 | 0 | 0 | 1 |
| Foulke | 1.0 | 1 | 0 | 0 | 0 | 0 |

HBP – by Wakefield (Dye, Ellis). **PB** – Mirabelli.

T – 2:37. **A** – 36,305.

Umpires – Cooper, Bell, Darling, Welke, Gibson, Marsh

| Oakland | ab | r | h | bi |
|---------------|-----------|----------|----------|----------|
| McMillon lf | 5 | 0 | 0 | 0 |
| Durazo dh | 4 | 1 | 0 | 0 |
| Tejada ss | 5 | 0 | 0 | 0 |
| Chavez 3b | 4 | 0 | 0 | 0 |
| Hernandez c | 5 | 0 | 0 | 0 |
| Hatteberg 1b | 4 | 0 | 1 | 0 |
| Ellis 2b | 4 | 0 | 1 | 0 |
| Long rf | 4 | 0 | 1 | 0 |
| Byrnes cf | 4 | 0 | 3 | 0 |
| Totals | 39 | 1 | 6 | 0 |

| Boston | ab | r | h | bi |
|----------------|-----------|----------|----------|----------|
| Damon cf | 4 | 0 | 1 | 0 |
| GarciaParra ss | 4 | 0 | 2 | 0 |
| Mueller 3b | 5 | 0 | 0 | 0 |
| Ramirez lf | 4 | 0 | 0 | 0 |
| Ortiz dh | 4 | 0 | 0 | 0 |
| Millar 1b | 4 | 0 | 1 | 0 |
| Varitek c | 4 | 1 | 1 | 0 |
| Brown pr | 0 | 0 | 0 | 0 |
| Mirabelli c | 1 | 1 | 1 | 0 |
| Kapler rf | 4 | 0 | 0 | 0 |
| Nixon ph | 1 | 1 | 1 | 2 |
| Jackson 2b | 3 | 0 | 0 | 0 |
| Walker ph-2b | 1 | 0 | 0 | 0 |
| Totals | 39 | 3 | 7 | 2 |

Oakland 000 001 000 00 1 6 4
 Boston 010 000 000 02 3 7 2

E – Tejada, Chavez 2, Hernandez, Lowe, GarciaParra. **DP** – Oakland 2. **LOB** – Oakland 7, Boston 10. **2B** – Damon. **HR** – Nixon. **SB** – Byrnes, GarciaParra.

| Oakland | ip | h | r | er | bb | so |
|----------------|-----|---|---|----|----|----|
| Lilly | 7.0 | 2 | 1 | 0 | 2 | 5 |
| Bradford | 1.2 | 2 | 0 | 0 | 1 | 2 |
| Rincon | 0.2 | 0 | 0 | 0 | 0 | 1 |
| Mecir | 0.2 | 1 | 0 | 0 | 1 | 0 |
| Harden (L) | 0.1 | 2 | 2 | 2 | 0 | 0 |
| Boston | ip | h | r | er | bb | so |
| Lowe | 7.0 | 6 | 1 | 0 | 2 | 2 |
| Timlin | 3.0 | 0 | 0 | 0 | 0 | 3 |
| Williamson (W) | 1.0 | 0 | 0 | 0 | 0 | 2 |

HBP – by Lilly (Damon). **T** – 3:42. **A** – 35,460.

Umpires – Emmel, Davis, Joyce, Welke, Montague, Barrett

Game 4 — October 5
Boston 5, Oakland 4

Game 5 — October 6
Boston 4, Oakland 3

| Oakland | ab | r | h | bi |
|---------------|-----------|----------|-----------|----------|
| Ellis 2b | 4 | 0 | 0 | 0 |
| Durazo dh | 5 | 0 | 1 | 0 |
| Chavez 3b | 4 | 0 | 1 | 0 |
| Tejada ss | 4 | 0 | 0 | 0 |
| Hatteberg 1b | 3 | 2 | 1 | 0 |
| Guillen lf | 4 | 0 | 2 | 0 |
| Melhuse c | 4 | 1 | 3 | 1 |
| Dye rf | 4 | 1 | 2 | 3 |
| Byrnes cf | 4 | 0 | 1 | 0 |
| Totals | 36 | 4 | 11 | 4 |

| Boston | ab | r | h | bi |
|----------------|-----------|----------|----------|----------|
| Damon cf | 4 | 1 | 1 | 2 |
| GarciaParra ss | 4 | 1 | 1 | 0 |
| Walker 2b | 4 | 1 | 1 | 1 |
| Jackson 2b | 0 | 0 | 0 | 0 |
| Ramirez lf | 4 | 1 | 2 | 0 |
| Ortiz dh | 4 | 0 | 1 | 2 |
| Brown pr | 0 | 0 | 0 | 0 |
| Millar 1b | 3 | 0 | 0 | 0 |
| Nixon rf | 2 | 0 | 1 | 0 |
| Mueller 3b | 2 | 0 | 0 | 0 |
| Varitek c | 3 | 1 | 0 | 0 |
| Totals | 30 | 5 | 7 | 5 |

| | | | | | | |
|---------|-----|-----|-----|---|----|---|
| Oakland | 010 | 003 | 000 | 4 | 11 | 1 |
| Boston | 002 | 001 | 02x | 5 | 7 | 0 |

E – Ellis. **DP** - Oakland 1, Boston 1. **LOB** – Oakland 7, Boston 4. **2B** – Chavez, GarciaParra, Ortiz. **3B** - Melhuse. **HR** - Damon, Dye, Walker.

| Oakland | ip | h | r | er | bb | so |
|----------------|-----|---|---|----|----|----|
| Hudson | 1.0 | 0 | 0 | 0 | 0 | 1 |
| Sparks | 4.0 | 2 | 2 | 2 | 3 | 1 |
| Rincon | 2.0 | 2 | 1 | 1 | 0 | 0 |
| Foulke (L) | 1.0 | 3 | 2 | 2 | 0 | 0 |
| Boston | ip | h | r | er | bb | so |
| Burke | 5.1 | 9 | 4 | 4 | 2 | 1 |
| Wakefield | 1.2 | 2 | 0 | 0 | 0 | 0 |
| Williamson (W) | 2.0 | 0 | 0 | 0 | 0 | 3 |

T – 3:02. **A** – 35,048
Umpires – Davis, Joyce, Welke, Montague, Barrett, Emmel

| Boston | ab | r | h | bi |
|----------------|-----------|----------|----------|----------|
| Damon cf | 2 | 1 | 1 | 0 |
| Brown ph-cf | 1 | 0 | 0 | 0 |
| GarciaParra ss | 4 | 0 | 0 | 0 |
| Walker 2b | 2 | 1 | 0 | 0 |
| Jackson 2b | 1 | 0 | 0 | 0 |
| Ramirez lf | 4 | 1 | 1 | 3 |
| Ortiz dh | 4 | 0 | 1 | 0 |
| Kapler pr | 0 | 0 | 0 | 0 |
| Millar 1b | 4 | 0 | 2 | 0 |
| Mueller 3b | 3 | 0 | 0 | 0 |
| Nixon rf | 4 | 0 | 0 | 0 |
| Varitek c | 3 | 1 | 1 | 1 |
| Totals | 32 | 4 | 6 | 4 |

| Oakland | ab | r | h | bi |
|-----------------|-----------|----------|----------|----------|
| Ellis 2b | 3 | 0 | 0 | 0 |
| McMillon ph | 1 | 0 | 1 | 1 |
| Menechino pr-2b | 0 | 0 | 0 | 0 |
| Long ph | 1 | 0 | 0 | 0 |
| Durazo dh | 4 | 1 | 1 | 0 |
| Chavez 3b | 4 | 0 | 0 | 0 |
| Tejada ss | 4 | 0 | 1 | 1 |
| Hatteberg 1b | 2 | 1 | 0 | 0 |
| Byrnes pr | 0 | 0 | 0 | 0 |
| Guillen lf | 3 | 0 | 2 | 1 |
| Hernandez c | 2 | 0 | 0 | 0 |
| Dye rf | 3 | 0 | 1 | 0 |
| Melhuse ph | 1 | 0 | 0 | 0 |
| Singleton cf | 3 | 1 | 1 | 0 |
| Totals | 31 | 3 | 7 | 3 |

| | | | | | | |
|---------|-----|-----|-----|---|---|---|
| Boston | 000 | 004 | 000 | 4 | 6 | 0 |
| Oakland | 000 | 101 | 010 | 3 | 7 | 0 |

DP – Boston 1. **LOB** – Boston 4, Oakland 7. **2B** – Guillen, Durazo, Tejada, Singleton. **HR** - Varitek, Ramirez. **SH** - Hernandez. **SB** – Damon.

| Boston | ip | h | r | er | bb | so |
|--------------|-----|---|---|----|----|----|
| Martinez (W) | 7.0 | 7 | 3 | 3 | 1 | 6 |
| Embree | 0.2 | 0 | 0 | 0 | 0 | 0 |
| Timlin | 0.1 | 0 | 0 | 0 | 0 | 0 |
| Williamson | 0.0 | 0 | 0 | 0 | 2 | 0 |
| Lowe (S) | 1.0 | 0 | 0 | 0 | 1 | 2 |
| Oakland | ip | h | r | er | bb | so |
| Zito (L) | 6.0 | 4 | 4 | 4 | 2 | 4 |
| Lilly | 2.0 | 0 | 0 | 0 | 0 | 2 |
| Bradford | 0.1 | 2 | 0 | 0 | 0 | 1 |
| Rincon | 0.2 | 0 | 0 | 0 | 0 | 1 |

HBP – by Martinez (Hernandez), by Zito (Walker). **T** – 3:05. **A** – 49,397.
Umpires – Welke, Gibson, Marsh, Cooper, Bell, Darling

2006 ALDS

The A's returned to postseason play for the fifth time in seven years and won a postseason series for the first time since the 1990 ALCS by sweeping Minnesota three games to none in the ALDS. Snapped a six series postseason losing streak and a nine-game losing streak in potential postseason clinching games, which was the longest such streak in Major League history. The A's batted .245 in the series and compiled a 2.33 ERA while outscoring the Twins 16-7. Frank Thomas led the A's with a .500 batting average and two home runs and Marco Scutaro topped the club with six RBI.

The A's win Game 1 in Minnesota, 3-2 as Barry Zito allows just one run on four hits in eight innings for the win. Frank Thomas homers and Marco Scutaro adds a RBI double in the second inning and Zito takes a two-hit shutout into the seventh inning before allowing a home run to Rondell White. Thomas homers again in the ninth inning for an important insurance run as Huston Street allows a run in the bottom of the ninth for the save. The A's win Game 2 by a 5-2 score. Oakland scores twice in the fifth inning on a Scutaro RBI double and a Jason Kendall RBI single, but Esteban Loaiza allows back-to-back home runs to Michael Cuddyer and Justin Morneau in the sixth inning. Mark Kotsay then hits a two-run inside-the-park home run in the seventh inning to give the A's the lead for good. The series moves to Oakland for Game 3 and the A's complete the sweep with an 8-3 win. Scutaro doubles twice and has four RBI and Milton Bradley and Eric Chavez homer. Dan Haren allows two runs in six innings for the win.

FINAL STATISTICS

| PLAYER | AVG | G | AB | R | H | TB | 2B | 3B | HR | RBI | SH | SF | HP | BB | IBB | SO | SB | CS | DP | E | SLG | OBP |
|---------------|-------------|----------|------------|-----------|-----------|-----------|----------|----------|----------|-----------|----------|----------|----------|----------|----------|-----------|----------|----------|----------|----------|-------------|-------------|
| Bradley | .077 | 3 | 13 | 1 | 1 | 4 | 0 | 0 | 1 | 2 | 0 | 0 | 0 | 0 | 0 | 1 | 0 | 0 | 1 | 0 | .308 | .077 |
| Chavez | .200 | 3 | 10 | 2 | 2 | 6 | 1 | 0 | 1 | 1 | 0 | 0 | 0 | 2 | 0 | 4 | 0 | 0 | 0 | 0 | .600 | .333 |
| Ellis | .286 | 2 | 7 | 0 | 2 | 2 | 0 | 0 | 0 | 0 | 0 | 0 | 0 | 0 | 0 | 2 | 0 | 0 | 0 | 0 | .286 | .286 |
| Jimenez | .000 | 2 | 4 | 0 | 0 | 0 | 0 | 0 | 0 | 0 | 0 | 0 | 0 | 0 | 0 | 1 | 0 | 0 | 0 | 0 | .000 | .000 |
| Kendall | .214 | 3 | 14 | 1 | 3 | 4 | 1 | 0 | 0 | 1 | 0 | 0 | 0 | 0 | 0 | 4 | 0 | 0 | 0 | 1 | .286 | .214 |
| Kotsay | .143 | 3 | 14 | 2 | 2 | 5 | 0 | 0 | 1 | 2 | 0 | 0 | 0 | 0 | 0 | 2 | 0 | 0 | 1 | 0 | .357 | .143 |
| Payton | .333 | 3 | 12 | 3 | 4 | 4 | 0 | 0 | 0 | 0 | 0 | 0 | 0 | 0 | 0 | 1 | 0 | 0 | 0 | 0 | .333 | .333 |
| Scutaro | .333 | 3 | 12 | 1 | 4 | 8 | 4 | 0 | 0 | 6 | 0 | 0 | 0 | 0 | 1 | 0 | 0 | 0 | 0 | 0 | .667 | .333 |
| Swisher | .300 | 3 | 10 | 3 | 3 | 5 | 2 | 0 | 0 | 1 | 0 | 0 | 0 | 2 | 0 | 2 | 0 | 0 | 0 | 0 | .500 | .417 |
| Thomas | .500 | 3 | 10 | 3 | 5 | 12 | 1 | 0 | 2 | 2 | 0 | 0 | 0 | 2 | 1 | 1 | 0 | 0 | 0 | 0 | 1.200 | .583 |
| Totals | .245 | 3 | 106 | 16 | 26 | 50 | 9 | 0 | 5 | 15 | 0 | 0 | 0 | 6 | 1 | 19 | 0 | 0 | 2 | 1 | .472 | .286 |

| PITCHER | W | L | ERA | G | GS | CG | GF | SHO | SV | IP | H | R | ER | HR | HB | BB | IBB | SO | WP | BK | AVG |
|---------------|----------|----------|-------------|----------|----------|----------|----------|----------|----------|-------------|-----------|----------|----------|----------|----------|----------|----------|-----------|----------|----------|-------------|
| Calero | 1 | 0 | 0.00 | 1 | 0 | 0 | 0 | 0 | 0 | 1.0 | 0 | 0 | 0 | 0 | 0 | 1 | 0 | 1 | 0 | 0 | .000 |
| Duchscherer | 0 | 0 | 2.25 | 2 | 0 | 0 | 0 | 0 | 0 | 4.0 | 1 | 1 | 1 | 1 | 0 | 0 | 0 | 4 | 0 | 0 | .077 |
| Haren | 1 | 0 | 3.00 | 1 | 1 | 0 | 0 | 0 | 0 | 6.0 | 9 | 2 | 2 | 1 | 0 | 1 | 0 | 2 | 0 | 0 | .375 |
| Loaiza | 0 | 0 | 3.60 | 1 | 1 | 0 | 0 | 0 | 0 | 5.0 | 8 | 2 | 2 | 2 | 0 | 0 | 0 | 2 | 0 | 0 | .348 |
| Street | 0 | 0 | 3.00 | 3 | 0 | 0 | 3 | 0 | 2 | 3.0 | 4 | 1 | 1 | 0 | 0 | 1 | 0 | 1 | 0 | 0 | .333 |
| Zito | 1 | 0 | 1.13 | 1 | 1 | 0 | 0 | 0 | 0 | 8.0 | 4 | 1 | 1 | 1 | 0 | 3 | 0 | 1 | 0 | 0 | .154 |
| Totals | 3 | 0 | 2.33 | 3 | 3 | 0 | 3 | 0 | 2 | 27.0 | 26 | 7 | 7 | 5 | 0 | 6 | 0 | 11 | 0 | 0 | .257 |

Game 1 — October 3
Oakland 3, Minnesota 2

Game 2 — October 4
Oakland 5, Minnesota 2

Game 3 — October 6
Oakland 8, Minnesota 3

| Oakland | ab | r | h | bi |
|---------------|-----------|----------|----------|----------|
| Kendall c | 4 | 0 | 0 | 0 |
| Kotsay cf | 4 | 0 | 1 | 0 |
| Bradley rf | 4 | 0 | 0 | 0 |
| Thomas dh | 4 | 2 | 3 | 2 |
| Chavez 3b | 4 | 0 | 0 | 0 |
| Payton lf | 4 | 1 | 1 | 0 |
| Swisher 1b | 3 | 0 | 1 | 0 |
| Scutaro ss | 4 | 0 | 1 | 1 |
| Ellis 2b | 3 | 0 | 0 | 0 |
| Totals | 34 | 3 | 7 | 3 |

| Oakland | ab | r | h | bi |
|---------------|-----------|----------|-----------|----------|
| Kendall c | 5 | 1 | 2 | 1 |
| Kotsay cf | 5 | 1 | 1 | 2 |
| Bradley rf | 4 | 0 | 0 | 0 |
| Thomas dh | 3 | 0 | 1 | 0 |
| Chavez 3b | 4 | 0 | 0 | 0 |
| Payton lf | 4 | 0 | 2 | 0 |
| Swisher 1b | 4 | 2 | 2 | 0 |
| Scutaro ss | 4 | 1 | 1 | 1 |
| Ellis 2b | 4 | 0 | 2 | 0 |
| Jimenez 2b | 0 | 0 | 0 | 0 |
| Totals | 37 | 5 | 11 | 4 |

| Minnesota | ab | r | h | bi |
|---------------|-----------|----------|-----------|----------|
| Castillo 2b | 5 | 0 | 1 | 0 |
| Punto 3b | 4 | 0 | 1 | 0 |
| Mauer c | 4 | 0 | 1 | 0 |
| Cuddyer rf | 4 | 0 | 0 | 0 |
| Morneau 1b | 4 | 2 | 3 | 1 |
| Hunter cf | 3 | 1 | 2 | 1 |
| White lf | 4 | 0 | 3 | 1 |
| Ford pr | 0 | 0 | 0 | 0 |
| Tyner dh | 3 | 0 | 0 | 0 |
| Bartlett ss | 4 | 0 | 1 | 0 |
| Totals | 35 | 3 | 12 | 3 |

| Minnesota | ab | r | h | bi |
|---------------|-----------|----------|----------|----------|
| Castillo 2b | 2 | 0 | 1 | 0 |
| Punto 3b | 3 | 0 | 0 | 0 |
| Mauer c | 3 | 0 | 0 | 0 |
| Cuddyer rf | 4 | 1 | 1 | 0 |
| Morneau 1b | 4 | 0 | 0 | 0 |
| Hunter cf | 4 | 0 | 0 | 1 |
| White lf | 4 | 1 | 2 | 1 |
| Nevin dh | 3 | 0 | 0 | 0 |
| Bartlett ss | 3 | 0 | 1 | 0 |
| Totals | 30 | 2 | 5 | 2 |

| Minnesota | ab | r | h | bi |
|---------------|-----------|----------|----------|----------|
| Castillo 2b | 4 | 0 | 1 | 0 |
| Punto 3b | 5 | 0 | 1 | 0 |
| Mauer c | 4 | 0 | 1 | 0 |
| Cuddyer rf | 4 | 1 | 2 | 1 |
| Morneau 1b | 4 | 1 | 2 | 1 |
| Hunter cf | 4 | 0 | 1 | 0 |
| White lf | 4 | 0 | 0 | 0 |
| Tyner dh | 3 | 0 | 0 | 0 |
| Bartlett ss | 4 | 0 | 1 | 0 |
| Totals | 36 | 2 | 9 | 2 |

| Oakland | ab | r | h | bi |
|---------------|-----------|----------|----------|----------|
| Kendall c | 5 | 0 | 1 | 0 |
| Kotsay cf | 5 | 1 | 0 | 0 |
| Bradley rf | 5 | 1 | 1 | 2 |
| Thomas dh | 3 | 1 | 1 | 0 |
| Chavez 3b | 2 | 2 | 2 | 1 |
| Payton lf | 4 | 2 | 1 | 0 |
| Swisher 1b | 3 | 1 | 0 | 1 |
| Scutaro ss | 4 | 0 | 2 | 4 |
| Jimenez 2b | 4 | 0 | 0 | 0 |
| Totals | 35 | 8 | 8 | 8 |

| | | | | | | |
|-----------|-----|-----|-----|---|---|---|
| Oakland | 020 | 000 | 001 | 3 | 7 | 0 |
| Minnesota | 000 | 000 | 101 | 2 | 5 | 2 |

| | | | | | | |
|-----------|-----|-----|-----|---|----|---|
| Oakland | 000 | 020 | 201 | 5 | 11 | 0 |
| Minnesota | 000 | 002 | 000 | 2 | 9 | 0 |

| | | | | | | |
|-----------|-----|-----|-----|---|----|---|
| Minnesota | 000 | 101 | 010 | 3 | 12 | 3 |
| Oakland | 022 | 000 | 40x | 8 | 8 | 1 |

E – Bartlett, Cuddyer. **DP** - Minnesota 1. **LOB** – Oakland 5, Minnesota 5. **2B** – Scutaro, White, Bartlett. **3B** – Cuddyer. **HR** - Thomas 2, White. **SH** – Punto. **CS** – Castillo.

DP - Minnesota 1. **LOB** – Oakland 6, Minnesota 9. **2B** – Kendall, Thomas, Swisher 2, Scutaro. **HR** - Kotsay, Cuddyer, Morneau. **SB** – Tyner.

E – Bartlett, Morneau, Radke, Kendall. **DP** – Oakland 2. **LOB** – Minnesota 7, Oakland 7. **2B** – Morneau, Hunter, Chavez, Scutaro 2. **HR** - Morneau, Hunter, Bradley, Chavez. **SH** - Hunter.

| Oakland | ip | h | r | er | bb | so |
|------------------|-----------|----------|----------|-----------|-----------|-----------|
| Zito (W) | 8.0 | 4 | 1 | 1 | 3 | 1 |
| Street (S) | 1.0 | 1 | 1 | 1 | 0 | 0 |
| Minnesota | ip | h | r | er | bb | so |
| Santana | 8.0 | 5 | 2 | 2 | 1 | 8 |
| Crain | 0.2 | 2 | 1 | 1 | 0 | 0 |
| Neshek | 0.1 | 0 | 0 | 0 | 0 | 1 |

| Oakland | ip | h | r | er | bb | so |
|------------------|-----------|----------|----------|-----------|-----------|-----------|
| Loaiza | 5.0 | 8 | 2 | 2 | 0 | 2 |
| Calero (W) | 1.0 | 0 | 0 | 0 | 1 | 1 |
| Duchscherer | 2.0 | 0 | 0 | 0 | 0 | 3 |
| Street (S) | 1.0 | 1 | 0 | 0 | 1 | 1 |
| Minnesota | ip | h | r | er | bb | so |
| Bonser | 6.0 | 7 | 2 | 2 | 1 | 3 |
| Neshek (L) | 0.2 | 1 | 1 | 1 | 0 | 0 |
| Reyes | 0.1 | 1 | 1 | 1 | 0 | 0 |
| Rincon | 1.1 | 1 | 1 | 1 | 0 | 3 |
| Nathan | 0.2 | 1 | 0 | 0 | 0 | 1 |

| Minnesota | ip | h | r | er | bb | so |
|----------------|-----------|----------|----------|-----------|-----------|-----------|
| Radke (L) | 4.0 | 5 | 4 | 3 | 1 | 2 |
| Perkins | 0.1 | 2 | 0 | 0 | 0 | 0 |
| Rincon | 1.2 | 0 | 0 | 0 | 0 | 0 |
| Reyes | 0.2 | 0 | 2 | 0 | 2 | 0 |
| Crain | 0.1 | 1 | 2 | 0 | 1 | 1 |
| Guerrier | 1.0 | 0 | 0 | 0 | 0 | 0 |
| Oakland | ip | h | r | er | bb | so |
| Haren (W) | 6.0 | 9 | 2 | 2 | 1 | 2 |
| Duchscherer | 2.0 | 1 | 1 | 1 | 0 | 1 |
| Street | 1.0 | 2 | 0 | 0 | 0 | 0 |

T – 2:19. **A** – 55,542.

Umpires – Marsh, Danley, Everitt, Rapuano, Tschida, Randazzo.

Loaiza pitched to two batters in the 6th.

WP – Nathan.

T – 3:02. **A** – 55,710

Umpires – Danley, Everitt, Rapuano, Tschida, Randazzo, Marsh.

T – 2:55. **A** – 35,694.

Umpires – Everitt, Rapuano, Tschida, Randazzo, Marsh, Danley

2006 ALCS

The A's return to the American League Championship Series for the first time since 1992 and the 11th time overall, but are swept in four games by Detroit. The A's hit .221 in the series and scored just nine runs in the four games. Milton Bradley drives in five of those runs and homers twice while batting a team leading .500. The A's pitching staff allows 22 runs for a 5.71 ERA.

The A's lose Game 1 in Oakland by a score of 5-1. Barry Zito takes the loss, allowing five runs on seven hits in 3 2/3 innings, but the A's bullpen blanks the Tigers the rest of the way. The A's are limited to a run on eight hits by four Detroit pitchers. Milton Bradley homers from both sides of the plate and is 4 for 5 with four RBI in Game 2 but the A's lose, 8-5. Esteban Loaiza allows seven runs on nine hits in six innings for the loss. The series moves to Detroit for Game 3 and Kenny Rogers and the Tigers bullpen shutout the A's on two hits, 3-0. Jason Kendall singles to start the game and Marco Scutaro has a one out single in the fifth for the A's only hits. Rich Harden takes the loss, allowing three runs on five hits and five walks in 5 2/3 innings. The Tigers complete the sweep in Game 4 with a 6-3 win. Milton Bradley and Eric Chavez have RBI doubles in the first inning to give the A's a 2-0 lead and Jay Payton adds a solo home run in the fourth inning to make the score 3-0. Dan Haren shuts out Detroit on two hits over the first four innings before allowing two runs in the fifth and one in the sixth. The game remains tied at three entering the bottom of the ninth when Huston Street allows a two-out three-run home run to Magglio Ordonez for the loss.

FINAL STATISTICS

| PLAYER | AVG | G | AB | R | H | TB | 2B | 3B | HR | RBI | SH | SF | HP | BB | IBB | SO | SB | CS | DP | E | SLG | OBP |
|---------------|-------------|----------|------------|----------|-----------|-----------|----------|----------|----------|----------|----------|----------|----------|-----------|----------|-----------|----------|----------|----------|----------|-------------|-------------|
| Bradley | .500 | 4 | 18 | 4 | 9 | 17 | 2 | 0 | 2 | 5 | 0 | 0 | 0 | 0 | 0 | 2 | 0 | 0 | 1 | 0 | .944 | .500 |
| Chavez | .231 | 4 | 13 | 1 | 3 | 7 | 1 | 0 | 1 | 2 | 0 | 0 | 0 | 2 | 0 | 4 | 0 | 0 | 0 | 1 | .538 | .333 |
| Jimenez | .167 | 4 | 12 | 0 | 2 | 2 | 0 | 0 | 0 | 0 | 0 | 0 | 0 | 0 | 0 | 2 | 0 | 0 | 1 | 2 | .167 | .167 |
| Kendall | .294 | 4 | 17 | 0 | 5 | 5 | 0 | 0 | 0 | 0 | 0 | 0 | 0 | 2 | 0 | 2 | 0 | 0 | 0 | 0 | .294 | .368 |
| Kielty | .000 | 2 | 2 | 0 | 0 | 0 | 0 | 0 | 0 | 0 | 0 | 0 | 0 | 0 | 0 | 0 | 0 | 0 | 1 | 0 | .000 | .000 |
| Kiger | — | 2 | 0 | 0 | 0 | 0 | 0 | 0 | 0 | 0 | 0 | 0 | 0 | 0 | 0 | 0 | 0 | 0 | 0 | 0 | — | — |
| Kotsay | .250 | 4 | 16 | 3 | 4 | 6 | 2 | 0 | 0 | 0 | 0 | 0 | 0 | 2 | 0 | 3 | 0 | 0 | 2 | 0 | .375 | .333 |
| Melhuse | .000 | 1 | 1 | 0 | 0 | 0 | 0 | 0 | 0 | 0 | 0 | 0 | 0 | 0 | 0 | 1 | 0 | 0 | 0 | 0 | .000 | .000 |
| Payton | .286 | 4 | 14 | 1 | 4 | 9 | 2 | 0 | 1 | 2 | 0 | 0 | 0 | 1 | 0 | 2 | 0 | 0 | 0 | 0 | .643 | .333 |
| Scutaro | .067 | 4 | 15 | 0 | 1 | 1 | 0 | 0 | 0 | 0 | 0 | 0 | 0 | 0 | 0 | 3 | 0 | 0 | 1 | 0 | .067 | .067 |
| Swisher | .100 | 4 | 10 | 0 | 1 | 1 | 0 | 0 | 0 | 0 | 0 | 0 | 0 | 5 | 0 | 5 | 0 | 0 | 0 | 0 | .100 | .400 |
| Thomas | .000 | 4 | 13 | 0 | 0 | 0 | 0 | 0 | 0 | 0 | 0 | 0 | 1 | 2 | 0 | 4 | 0 | 0 | 1 | 0 | .000 | .188 |
| Totals | .221 | 4 | 131 | 9 | 29 | 48 | 7 | 0 | 4 | 9 | 0 | 0 | 1 | 14 | 0 | 28 | 0 | 0 | 7 | 3 | .366 | .301 |

| PITCHER | W | L | ERA | G | GS | CG | GF | SHO | SV | IP | H | R | ER | HR | HB | BB | IBB | SO | WP | BK | AVG |
|---------------|----------|----------|-------------|----------|----------|----------|----------|----------|----------|-------------|-----------|-----------|-----------|----------|----------|-----------|----------|-----------|----------|----------|-------------|
| Blanton | 0 | 0 | 0.00 | 1 | 0 | 0 | 1 | 0 | 0 | 2.0 | 0 | 0 | 0 | 0 | 0 | 2 | 0 | 2 | 0 | 0 | .000 |
| Calero | 0 | 0 | 0.00 | 3 | 0 | 0 | 1 | 0 | 0 | 2.0 | 3 | 0 | 0 | 0 | 0 | 1 | 0 | 1 | 0 | 0 | .333 |
| Gaudin | 0 | 0 | 0.00 | 3 | 0 | 0 | 0 | 0 | 0 | 3.1 | 2 | 0 | 0 | 0 | 0 | 3 | 1 | 1 | 0 | 0 | .182 |
| Harden | 0 | 1 | 4.76 | 1 | 1 | 0 | 0 | 0 | 0 | 5.2 | 5 | 3 | 3 | 1 | 0 | 5 | 0 | 4 | 0 | 0 | .238 |
| Haren | 0 | 0 | 5.40 | 1 | 1 | 0 | 0 | 0 | 0 | 5.0 | 7 | 3 | 3 | 1 | 0 | 2 | 0 | 7 | 2 | 0 | .333 |
| Kennedy | 0 | 0 | 0.00 | 4 | 0 | 0 | 0 | 0 | 0 | 3.2 | 2 | 0 | 0 | 0 | 0 | 2 | 1 | 2 | 1 | 0 | .143 |
| Loaiza | 0 | 1 | 10.50 | 1 | 1 | 0 | 0 | 0 | 0 | 6.0 | 9 | 7 | 7 | 1 | 0 | 1 | 0 | 5 | 0 | 0 | .375 |
| Street | 0 | 1 | 10.80 | 2 | 0 | 0 | 2 | 0 | 0 | 3.1 | 4 | 4 | 4 | 2 | 0 | 0 | 0 | 3 | 0 | 0 | .308 |
| Zito | 0 | 1 | 12.27 | 1 | 1 | 0 | 0 | 0 | 0 | 3.2 | 7 | 5 | 5 | 2 | 0 | 3 | 0 | 0 | 0 | 0 | .389 |
| Totals | 0 | 4 | 5.71 | 4 | 4 | 0 | 4 | 0 | 0 | 34.2 | 39 | 22 | 22 | 7 | 0 | 19 | 2 | 25 | 3 | 0 | .285 |

Game 1 — October 10
Detroit 5, Oakland 1

Game 2 — October 11
Detroit 8, Oakland 5

Game 3 — October 13
Detroit 3, Oakland 0

| Detroit | ab | r | h | bi |
|---------------|-----------|----------|-----------|----------|
| Granderson cf | 5 | 1 | 2 | 0 |
| Polanco 2b | 4 | 0 | 1 | 1 |
| Casey 1b | 3 | 0 | 1 | 0 |
| Santiago ss | 1 | 0 | 0 | 0 |
| Ordonez rf | 4 | 0 | 1 | 1 |
| Guillen ss-1b | 5 | 0 | 1 | 0 |
| Rodriguez c | 5 | 1 | 2 | 1 |
| Monroe lf | 4 | 0 | 0 | 0 |
| Thames dh | 4 | 1 | 0 | 0 |
| Inge 3b | 3 | 2 | 3 | 2 |
| Totals | 38 | 5 | 11 | 5 |

| Oakland | ab | r | h | bi |
|---------------|-----------|----------|----------|----------|
| Kendall c | 3 | 0 | 1 | 0 |
| Kotsay cf | 4 | 0 | 1 | 0 |
| Bradley rf | 4 | 1 | 2 | 0 |
| Thomas dh | 3 | 0 | 0 | 0 |
| Payton lf | 4 | 0 | 2 | 1 |
| Chavez 3b | 3 | 0 | 1 | 0 |
| Swisher 1b | 3 | 0 | 0 | 0 |
| Scutaro ss | 4 | 0 | 0 | 0 |
| Jimenez 2b | 4 | 0 | 1 | 0 |
| Totals | 32 | 1 | 8 | 1 |

| | | | | | | |
|---------|-----|-----|-----|---|----|---|
| Detroit | 002 | 300 | 000 | 5 | 11 | 1 |
| Oakland | 000 | 000 | 010 | 1 | 8 | 1 |

E – Guillen, Jimenez. **DP** – Detroit 4. **LOB** – Detroit 11, Oakland 9. **2B** – Granderson, Inge, Bradley, Payton 2. **HR** - Rodriguez, Inge.

| Detroit | ip | h | r | er | bb | so |
|---------------|-----|---|---|----|----|----|
| Robertson (W) | 5.0 | 6 | 0 | 0 | 3 | 4 |
| Rodney | 2.0 | 1 | 0 | 0 | 1 | 1 |
| Zumaya | 1.0 | 1 | 1 | 1 | 0 | 0 |
| Jones | 1.0 | 0 | 0 | 0 | 1 | 0 |
| Oakland | ip | h | r | er | bb | so |
| Zito (L) | 3.2 | 7 | 5 | 5 | 3 | 0 |
| Gaudin | 1.2 | 1 | 0 | 0 | 0 | 1 |
| Kennedy | 0.2 | 1 | 0 | 0 | 0 | 0 |
| Calero | 1.0 | 2 | 0 | 0 | 0 | 0 |
| Blanton | 2.0 | 0 | 0 | 0 | 2 | 2 |

T – 3:20. **A** – 35,655.
Umpires – Crawford, Wendelstedt, Cousins, Meriwether, Cederstrom, Reilly.

| Detroit | ab | r | h | bi |
|---------------|-----------|----------|-----------|----------|
| Granderson cf | 5 | 1 | 2 | 1 |
| Perez ss | 4 | 0 | 0 | 0 |
| Polanco 2b | 4 | 1 | 3 | 0 |
| Ordonez rf | 5 | 1 | 1 | 0 |
| Guillen 1b | 4 | 1 | 1 | 0 |
| Rodriguez c | 3 | 1 | 0 | 0 |
| Monroe lf | 3 | 2 | 2 | 2 |
| Gomez dh | 4 | 1 | 2 | 4 |
| Inge 3b | 3 | 0 | 0 | 1 |
| Totals | 35 | 8 | 11 | 8 |

| Oakland | ab | r | h | bi |
|---------------|-----------|----------|-----------|----------|
| Kendall c | 5 | 0 | 1 | 0 |
| Kotsay cf | 4 | 2 | 3 | 0 |
| Bradley rf | 5 | 2 | 4 | 4 |
| Thomas dh | 5 | 0 | 0 | 0 |
| Chavez 3b | 4 | 1 | 1 | 1 |
| Payton lf | 4 | 0 | 1 | 0 |
| Swisher 1b | 3 | 0 | 0 | 0 |
| Scutaro ss | 4 | 0 | 0 | 0 |
| Jimenez 2b | 3 | 0 | 1 | 0 |
| Melhuse ph | 1 | 0 | 0 | 0 |
| Totals | 38 | 5 | 11 | 5 |

| | | | | | | |
|---------|-----|-----|-----|---|----|---|
| Detroit | 010 | 402 | 001 | 8 | 11 | 0 |
| Oakland | 102 | 001 | 100 | 5 | 11 | 1 |

E – Jimenez. **DP** – Oakland 1. **LOB** – Detroit 5, Oakland 8. **2B** – Guillen, Monroe, Kotsay 2. **HR** - Granderson, Gomez, Bradley 2, Chavez. **SH** – Perez. **SF** – Monroe, Inge.

| Detroit | ip | h | r | er | bb | so |
|---------------|-----|---|---|----|----|----|
| Verlander (W) | 5.1 | 7 | 4 | 4 | 1 | 6 |
| Ledezma | 1.1 | 1 | 1 | 1 | 1 | 1 |
| Grilli | 0.1 | 0 | 0 | 0 | 0 | 1 |
| Rodney | 1.0 | 0 | 0 | 0 | 0 | 3 |
| Jones (S) | 1.0 | 3 | 0 | 0 | 0 | 2 |
| Oakland | ip | h | r | er | bb | so |
| Loaiza (L) | 6.0 | 9 | 7 | 7 | 1 | 5 |
| Gaudin | 0.2 | 1 | 0 | 0 | 1 | 0 |
| Kennedy | 1.1 | 0 | 0 | 0 | 0 | 1 |
| Street | 1.0 | 1 | 1 | 1 | 0 | 1 |

WP– Verlander. **BK** – Verlander.
T – 3:06. **A** – 36,168.
Umpires – Wendelstedt, Cousins, Meriwether, Cederstrom, Reilly, Crawford.

| Oakland | ab | r | h | bi |
|---------------|-----------|----------|----------|----------|
| Kendall c | 4 | 0 | 1 | 0 |
| Kotsay cf | 4 | 0 | 0 | 0 |
| Bradley rf | 4 | 0 | 0 | 0 |
| Thomas dh | 2 | 0 | 0 | 0 |
| Payton lf | 3 | 0 | 0 | 0 |
| Chavez 3b | 3 | 0 | 0 | 0 |
| Swisher 1b | 1 | 0 | 0 | 0 |
| Scutaro ss | 3 | 0 | 1 | 0 |
| Jimenez 2b | 2 | 0 | 0 | 0 |
| Kielty ph | 1 | 0 | 0 | 0 |
| Kiger 2b | 0 | 0 | 0 | 0 |
| Totals | 27 | 0 | 2 | 0 |

| Detroit | ab | r | h | bi |
|---------------|-----------|----------|----------|----------|
| Granderson cf | 1 | 1 | 0 | 0 |
| Monroe lf | 3 | 2 | 2 | 1 |
| Polanco 2b | 4 | 0 | 2 | 1 |
| Ordonez rf | 4 | 0 | 0 | 1 |
| Guillen 1b | 4 | 0 | 0 | 0 |
| Rodriguez c | 4 | 0 | 0 | 0 |
| Infante dh | 2 | 0 | 1 | 0 |
| Gomez ph-dh | 1 | 0 | 1 | 0 |
| Inge 3b | 3 | 0 | 0 | 0 |
| Santiago ss | 3 | 0 | 0 | 0 |
| Totals | 29 | 3 | 6 | 3 |

| | | | | | | |
|---------|-----|-----|-----|---|---|---|
| Oakland | 000 | 000 | 000 | 0 | 2 | 0 |
| Detroit | 200 | 010 | 00x | 3 | 6 | 0 |

DP – Oakland 1, Detroit 2. **LOB** – Oakland 3, Detroit 9. **2B** – Polanco. **HR** – Monroe. **SB** – Granderson, Infante.

| Oakland | ip | h | r | er | bb | so |
|------------|-----|---|---|----|----|----|
| Harden (L) | 5.2 | 5 | 3 | 3 | 5 | 4 |
| Gaudin | 1.0 | 0 | 0 | 0 | 2 | 0 |
| Kennedy | 0.1 | 0 | 0 | 0 | 0 | 0 |
| Calero | 1.0 | 1 | 0 | 0 | 0 | 1 |
| Detroit | ip | h | r | er | bb | so |
| Rogers (W) | 7.1 | 2 | 0 | 0 | 2 | 6 |
| Rodney | 0.2 | 0 | 0 | 0 | 0 | 0 |
| Jones (S) | 1.0 | 0 | 0 | 0 | 0 | 0 |

HBP – by Rogers (Thomas).
T – 2:57. **A** – 41,669
Umpires – Cousins, Meriwether, Cederstrom, Reilly, Crawford, Wendelstedt.

Game 4 — October 14
Detroit 6, Oakland 3

| Oakland | ab | r | h | bi |
|----------------|-----------|----------|----------|-----------|
| Kendall c | 5 | 0 | 2 | 0 |
| Kotsay cf | 4 | 1 | 0 | 0 |
| Bradley rf | 5 | 1 | 3 | 1 |
| Thomas dh | 3 | 0 | 0 | 0 |
| Chavez 3b | 3 | 0 | 1 | 1 |
| Payton lf | 3 | 1 | 1 | 1 |
| Swisher 1b | 3 | 0 | 1 | 0 |
| Scutaro ss | 4 | 0 | 0 | 0 |
| Jimenez 2b | 3 | 0 | 0 | 0 |
| Kielty ph | 1 | 0 | 0 | 0 |
| Kiger 2b | 0 | 0 | 0 | 0 |
| Totals | 34 | 3 | 8 | 3 |

| Detroit | ab | r | h | bi |
|----------------|-----------|----------|-----------|-----------|
| Granderson cf | 4 | 1 | 1 | 1 |
| Monroe lf | 4 | 1 | 2 | 1 |
| Polanco 2b | 5 | 1 | 3 | 0 |
| Ordonez rf | 4 | 2 | 2 | 4 |
| Guillen 1b | 3 | 0 | 1 | 0 |
| Rodriguez c | 4 | 0 | 0 | 0 |
| Gomez dh | 4 | 0 | 1 | 0 |
| Inge 3b | 3 | 1 | 1 | 0 |
| Santiago ss | 3 | 0 | 0 | 0 |
| Thames ph | 1 | 0 | 0 | 0 |
| Totals | 35 | 6 | 11 | 6 |

two outs when winning run scored

| | | | | | | |
|---------|-----|-----|-----|---|----|---|
| Oakland | 200 | 100 | 000 | 3 | 8 | 1 |
| Detroit | 000 | 021 | 003 | 6 | 11 | 0 |

E – Chavez. **DP** – Oakland 2, Detroit 1.

LOB – Oakland 9, Detroit 8. **2B** – Bradley, Chavez, Granderson, Monroe. **HR** – Payton, Ordonez 2.

| Oakland | ip | h | r | er | bb | so |
|----------------|-----------|----------|----------|-----------|-----------|-----------|
| Haren | 5.0 | 7 | 3 | 3 | 2 | 7 |
| Kennedy | 1.1 | 1 | 0 | 0 | 2 | 1 |
| Calero | 0.0 | 0 | 0 | 0 | 1 | 0 |
| Street (L) | 2.1 | 3 | 3 | 3 | 0 | 2 |
| Detroit | ip | h | r | er | bb | so |
| Bonderman | 6.2 | 6 | 3 | 3 | 2 | 3 |
| Walker | 0.1 | 0 | 0 | 0 | 0 | 1 |
| Grilli | 0.2 | 1 | 0 | 0 | 3 | 0 |
| Ledezma (W) | 1.1 | 1 | 0 | 0 | 0 | 0 |

Haren pitched to two batters in the sixth, Calero pitched to one batter in the seventh.

WP – Haren 2, Kennedy, Bonderman.

T – 3:23. **A** – 42,967

Umpires – Meriwether, Cederstrom, Reilly, Crawford, Wendelstedt, Cousins.