



POSTGAME NOTES

St. Louis Cardinals



CLEVELAND GUARDIANS (90-66) VS. ST. LOUIS CARDINALS (78-77) SATURDAY, SEPTEMBER 21, 2024

INNINGS - 9	R	H	E	LOB	STARTING PITCHER	PITCHES/STRIKES	PITCHER OF RECORD	REC.
Cleveland	5	10	2	6	Matthew Boyd	88/57	W Miles Mikolas	(9-11)
St. Louis	6	8	1	6	Miles Mikolas	81/59	L Mathew Boyd	(2-2)
							SV Ryan Helsley	(46)

FIRST PITCH
6:15 PM

GAMETIME WEATHER
85° - Overcast

TIME OF GAME
2:39

ATTENDANCE
41,317

HOME RUNS

TM	PLAYER	NO.	INN.	TYPE	COUNT	OUTS	PITCHER	DISTANCE	EXIT SPEED	CAREER HR
	JORDAN WALKER	5	4	Solo	1-1	1	Matthew Boyd	371 FT.	101.4 MPH	21st
	BO NAYLOR	13	5	Solo	2-1	1	Miles Mikolas	391 FT.	104.8 MPH	24th
	IVÁN HERRERA	4	7	3-Run	0-1	1	Nick Sandlin	418 FT.	104.3 MPH	4th
	JOSE RAMIREZ	37	7	3-Run	1-1	1	JoJo Romero	391 FT.	100.2 MPH	253rd





CARDINALS NOTES

- MILES MIKOLAS** made his 31st start of the season (181st career), and 2nd career start vs. Cleveland (1-1)...compiled his team-leading 15th quality start (T-12th NL)...marked his 4th consecutive start against an American League team (NYY, SEA, TOR, CLE)...snapped a season-high three-game losing skid.
- JORDAN WALKER** tallied his 5th home run of September, his most in a calendar month, surpassing the four from June 2023 and September 2023...hammered his 21st career home run before turning age 23, passing **TED SIMMONS** (1968-72) and tying **DYLAN CARLSON** (2020-21) for 6th-most in Cardinals history.
- NOLAN ARENADO** has logged 150+ hits in eight consecutive full seasons, the first primary third baseman to do so since **WADE BOGGS** ripped off nine straight seasons from 1983-91.
- IVÁN HERRERA** hit his first home run since April 10 vs. Philadelphia...recorded a career-high 3 RBI.
- MASYN WINN** made his 142nd appearance at shortstop this season, tying **ALEX GRAMMAS** (1954) for the 3rd-most by a Redbirds rookie in single-season history.
- ANDREW KITTREDGE** recorded his NL-leading 35th Hold of the season, surpassing **MITCHELL BOGGS** (34 in 2012) for most in Cardinals history.
- RYAN HELSLEY** converted his 46th save of the season, matching Cleveland's **EMMANUEL CLASE** for most in MLB this season and sole possession of 4th place in Cardinals single-season history...tied 2014 **TREVOR ROSENTHAL** with his 25th save of the season at Busch III, most in single-season stadium history...is a perfect25-for-25 in save opportunities at home this season...combined to win or save his 53rd game this season, matching 1991 **LEE SMITH** for most in franchise history.
- THE CARDINALS** have won six of their last eight at Busch Stadium...became the only the 3rd team in MLB history to have three catchers each make 50 or more starts in the same season, joining the 2017 Tampa Bay Rays and 2012 San Diego Padres.

GUARDIANS NOTES

- MATTHEW BOYD** made his 8th start of the season (168th career), and 3rd career start vs. St. Louis (1-1)... became the fourth Guardian since 1982 to have a sub-2.75 ERA across his first eight career starts with Cleveland (2.72 ERA - 12 ER/39.2 IP), joining **AARON CIVALE** (1.93 ERA - 10 ER/46.2 IP in 2019), **DANNY SALAZAR** (2.66 ERA - 12 ER/40.2 IP in 2013), and **DEREK LOWE** (2.05 ERA - 12 ER/52.2 IP in 2012)...struck out 5 or more batters in five consecutive outings for the first time since a seven-game streak from July 29-Sept. 4/2020(G1).
- JOSÉ RAMÍREZ** hit safely against the Cardinals for his 7th consecutive game...hit his team-leading 37th home run (T-5th in AL), 36th double (6th in AL) and 73rd and 74th extra-base hit (T-4th in AL)... ran his season-high on-base streak to 20 games, the 2nd-longest active streak in MLB (1st: **LAWRENCE BUTLER**, 26 games) and 2nd-longest on the team this season (1st: **STEVEN KWAN**, 25)...extended his extra-base hit streak against the Cardinals to a career-high 3 games dating back to May 28, 2023...became the 5th player to homer on back-to-back days against the Cardinals at Busch this season, joining **RAFAEL DEVERS** (May 17-19), **BRANDON NIMMO** (May 6-7), **MANNY MACHADO** (Aug. 26-27) and **SHOHEI OHTANI** (Aug. 17-18)...logged his 110th career game with multiple extra-base hits, surpassing **TRIS SPEAKER** for 2nd in franchise history.
- LANE THOMAS** extended his hitting streak against the Cardinals to 9 games, dating back to 7/5/24 w/ WSH, his 2nd-longest career streak against STL, trailing a 10-game streak from 7/31/22-7/15/23.

CONTINUED ON NEXT PAGE...

-  **ANDRÉS GIMÉNEZ** has recorded an extra-base hit in three consecutive games for the first time since 4/26/23-4/29/23...has tallied a career-high nine 3+ hit games this season, the 3rd-most on the team, trailing **JOSE RAMIREZ** (10 G) and **STEVEN KWAN** (13 G).
-  **BO NAYLOR** hit his 24th career home run and first at a National League stadium
-  **WILL BRENNAN** has recorded a pinch-hit in a career-high seven games this season, the most of any Guardian.
-  **THE GUARDIANS** have recorded an extra-base hit in 13 consecutive games against the Cardinals dating back to 6/27/18, the 2nd-longest streak by the team since an 18-game run from 6/14/97(1)-6/8/12...drop to 33-9 (.786) in games they record 10+ hits.

St. Louis Cardinals (78-77) 6, Cleveland Guardians (90-66) 5
Sep 21st, 2024

	1	2	3	4	5	6	7	8	9	R	H	E
Cleveland	0	0	0	0	1	0	0	4	0	5	10	2
St. Louis	0	0	0	2	0	0	4	0	x	6	8	1

Cleveland	AB	R	H	RBI	BB	SO	LOB	AVG	St. Louis	AB	R	H	RBI	BB	SO	LOB	AVG
Martínez, A, LF	5	1	1	0	0	2	1	.246	Winn, SS	4	1	1	0	0	0	2	.267
Manzardo, DH	3	0	0	0	0	1	1	.248	Baker, DH	3	0	1	0	0	0	0	.189
b-Fry, PH-DH	2	1	1	0	0	1	0	.260	a-Burleson, PH-DH	1	0	0	0	0	0	2	.269
Ramírez, Jo, 3B	4	1	2	3	0	0	0	.276	Goldschmidt, 1B	4	1	1	0	0	1	2	.245
Naylor, J, 1B	4	0	0	0	0	0	1	.241	Arenado, 3B	3	1	1	0	0	1	3	.268
Thomas, L, CF-RF	3	1	1	0	1	1	1	.241	Herrera, C	3	2	2	3	1	1	0	.293
Gimenez, 2B	4	0	3	1	0	0	1	.257	Donovan, LF	4	0	0	0	0	1	2	.273
Noel, RF	2	0	0	0	0	1	1	.226	Walker, J, RF	3	1	1	2	1	1	1	.191
a-Brennan, PH-RF	1	0	1	0	0	0	0	.255	Nootbaar, RF	0	0	0	0	0	0	0	.246
c-Straw, PH-CF	1	0	0	0	0	0	1	.000	Saggese, 2B	4	0	0	0	0	4	2	.171
Naylor, B, C	4	1	1	1	0	1	3	.202	Siani, CF	3	0	1	0	1	1	0	.236
Rocchio, SS	4	0	0	0	0	2	2	.208	Mikolas, P	0	0	0	0	0	0	0	.000
Boyd, P	0	0	0	0	0	0	0	.000	Kittredge, P	0	0	0	0	0	0	0	.000
Morgan, P	0	0	0	0	0	0	0	.000	Romero, J, P	0	0	0	0	0	0	0	.000
Herrin, P	0	0	0	0	0	0	0	.000	Liberatore, P	0	0	0	0	0	0	0	.000
Sandlin, P	0	0	0	0	0	0	0	.000	Helsley, P	0	0	0	0	0	0	0	.000
Walters, P	0	0	0	0	0	0	0	.000	Totals	32	6	8	5	3	10	14	.246

a-Singled for Noel in the 7th. b-Singled for Manzardo in the 8th. c-Popped out for Brennan in the 8th.

BATTING

2B: Ramírez, Jo (36, Mikolas); Gimenez (22, Liberatore).
HR: Naylor, B (13, 5th inning off Mikolas, 0 on, 1 out); Ramírez, Jo (37, 8th inning off Romero, J, 2 on, 0 out).
TB: Brennan; Fry; Gimenez 4; Martínez, A; Naylor, B 4; Ramírez, Jo 6; Thomas, L.
RBI: Gimenez (63); Naylor, B (39); Ramírez, Jo 3 (112).
Runners left in scoring position, 2 out: Rocchio 2; Gimenez; Naylor, B.
Team RISP: 1-for-8.
Team LOB: 6.

BASERUNNING

SB: Brennan (4, 2nd base off Kittredge/Herrera).

FIELDING

E: Gimenez (8, missed catch); Naylor, J (9, fielding).
PB: Naylor, B (7).
DP: (Gimenez-Ramírez, Jo).

a-Hit into a double play for Baker in the 7th.

BATTING

2B: Winn (28, Boyd); Herrera (11, Morgan).
HR: Walker, J (5, 4th inning off Boyd, 1 on, 1 out); Herrera (4, 7th inning off Sandlin, 2 on, 2 out).
TB: Arenado; Baker; Goldschmidt; Herrera 6; Siani; Walker, J 4; Winn 2.
RBI: Herrera 3 (26); Walker, J 2 (18).
2-out RBI: Herrera 3.
Runners left in scoring position, 2 out: Arenado; Saggese.
Team RISP: 2-for-9.
Team LOB: 6.

BASERUNNING

CS: Arenado (2, 2nd base by Morgan/Naylor, B).

FIELDING

E: Mikolas (2, missed catch).

Cleveland	IP	H	R	ER	BB	SO	HR	ERA	St. Louis	IP	H	R	ER	BB	SO	HR	ERA
Boyd (L, 2-2)	4.0	4	2	2	3	6	1	2.72	Mikolas (W, 9-11)	6.0	4	1	1	0	4	1	5.35
Morgan	1.0	2	0	0	0	0	0	1.60	Kittredge (H, 35)	1.0	2	0	0	0	1	0	2.97
Herrin	1.0	0	0	0	0	2	0	1.87	Romero, J	0.1	3	4	4	1	0	1	3.36
Sandlin	1.0	2	4	0	0	0	1	3.86	Liberatore (H, 6)	0.2	1	0	0	0	1	0	4.46
Walters	1.0	0	0	0	0	2	0	0.00	Helsley (S, 46)	1.0	0	0	0	0	3	0	2.12
Totals	8.0	8	6	2	3	10	2	3.65	Totals	9.0	10	5	5	1	9	2	4.07

Morgan pitched to 1 batter in the 6th.

HBP: Arenado (by Sandlin).

Pitches-strikes: Boyd 88-57; Morgan 20-13; Herrin 15-12; Sandlin 25-15; Walters 9-8; Mikolas 81-59; Kittredge 17-13; Romero, J 16-10; Liberatore 10-7; Helsley 12-9.

Groundouts-flyouts: Boyd 2-2; Morgan 1-0; Herrin 0-0; Sandlin 2-1; Walters 1-0; Mikolas 6-5; Kittredge 1-0; Romero, J 1-0; Liberatore 0-0; Helsley 0-0.

Batters faced: Boyd 19; Morgan 4; Herrin 3; Sandlin 7; Walters 3; Mikolas 22; Kittredge 5; Romero, J 5; Liberatore 3; Helsley 3.

Inherited runners-scored: Herrin 1-0; Liberatore 1-1.

Umpires: HP: Brian O'Nora. 1B: Brennan Miller. 2B: Chris Conroy. 3B: Shane Livensparger.

Official Scorer: Lauren Wiser

Weather: 85 degrees, Overcast

Wind: 4 mph, Out To CF

First pitch: 6:15 PM

T: 2:39

Att: 41,317

Venue: Busch Stadium

September 21, 2024

St. Louis Cardinals 6, Cleveland Guardians 5
Sep 21st, 2024

Guardians starting lineup:

Angel Martínez (LF), Kyle Manzardo (DH), José Ramírez (3B), Josh Naylor (1B), Lane Thomas (CF), Andrés Giménez (2B), Jhonkensy Noel (RF), Bo Naylor (C), Brayan Rocchio (SS), Matthew Boyd (P),

Cardinals starting lineup:

Masyn Winn (SS), Luken Baker (DH), Paul Goldschmidt (1B), Nolan Arenado (3B), Iván Herrera (C), Brendan Donovan (LF), Jordan Walker (RF), Thomas Saggese (2B), Michael Siani (CF), Miles Mikolas (P),

Umpires -- HP: Brian O'Nora. 1B: Brennan Miller. 2B: Chris Conroy. 3B: Shane Livensparger.

Gametime Weather: 85 degrees, Overcast

Wind: 4 mph, Out To CF

First pitch by Miles Mikolas at 6:15 PM local time.

Guardians 1st (Guardians 0, Cardinals 0) -- Angel Martínez flies out to Michael Siani. Kyle Manzardo struck out looking. José Ramírez flies out to Michael Siani.

(0 Runs, 0 Hits, 0 Errors, 0 LOB)

Cardinals 1st (Guardians 0, Cardinals 0) -- Masyn Winn pops out to Josh Naylor in foul territory. Luken Baker pops out to Josh Naylor in foul territory. Paul Goldschmidt singles to left field. Nolan Arenado strikes out swinging.

(0 Runs, 1 Hits, 0 Errors, 1 LOB)

Guardians 2nd (Guardians 0, Cardinals 0) -- Josh Naylor lines out to Masyn Winn. Lane Thomas singles to right-center field. Andrés Giménez singles to right-center field, Lane Thomas out at home, Masyn Winn to Iván Herrera. Jhonkensy Noel struck out looking.

(0 Runs, 2 Hits, 0 Errors, 1 LOB)

Cardinals 2nd (Guardians 0, Cardinals 0) -- Iván Herrera strikes out swinging. Brendan Donovan grounds out, Matthew Boyd to Josh Naylor. Jordan Walker walks. Thomas Saggese strikes out swinging.

(0 Runs, 0 Hits, 0 Errors, 1 LOB)

Guardians 3rd (Guardians 0, Cardinals 0) -- Bo Naylor flies out to Michael Siani. Brayan Rocchio reaches on missed catch error by Miles Mikolas, assist to Thomas Saggese. Angel Martínez flies out to Jordan Walker. Kyle Manzardo grounds out, Thomas Saggese to Paul Goldschmidt.

(0 Runs, 0 Hits, 1 Errors, 1 LOB)

Cardinals 3rd (Guardians 0, Cardinals 0) -- Michael Siani grounds out to Josh Naylor. Masyn Winn doubles to left-center field. Luken Baker singles to right-center field, Masyn Winn to 3rd. Paul Goldschmidt strikes out swinging. Nolan Arenado flies out to Angel Martínez.

(0 Runs, 2 Hits, 0 Errors, 2 LOB)

Guardians 4th (Guardians 0, Cardinals 0) -- José Ramírez doubles down the right-field line. Josh Naylor pops out to Masyn Winn. Lane Thomas grounds out, Nolan Arenado to Paul Goldschmidt. Andrés Giménez grounds out, Thomas Saggese to Paul Goldschmidt.

(0 Runs, 1 Hits, 0 Errors, 1 LOB)

Cardinals 4th (Cardinals 2, Guardians 0) -- Iván Herrera walks. Brendan Donovan strikes out swinging. Jordan Walker hits a home run down the left-field line on a 1-1 pitch, Iván Herrera scores. Thomas Saggese strikes out swinging. Michael Siani walks. Masyn Winn flies out to Jhonkensy Noel.

(2 Runs, 1 Hits, 0 Errors, 1 LOB)

Guardians 5th (Cardinals 2, Guardians 1) -- Jhonkensy Noel grounds out, Masyn Winn to Paul Goldschmidt. Bo Naylor hits a home run to right field on a 2-1 pitch. Brayan Rocchio strikes out swinging. Angel Martínez strikes out swinging.

(1 Runs, 1 Hits, 0 Errors, 0 LOB)

Cardinals 5th (Cardinals 2, Guardians 1) -- Pitcher Change: Eli Morgan replaces Matthew Boyd. Luken Baker grounds out, Brayan Rocchio to Josh Naylor. Paul Goldschmidt lines out to Jhonkensy Noel. Nolan Arenado singles through the hole at second base. Nolan Arenado caught stealing 2nd base, Bo Naylor to Andrés Giménez.

(0 Runs, 1 Hits, 0 Errors, 0 LOB)

Guardians 6th (Cardinals 2, Guardians 1) -- Kyle Manzardo grounds out to Paul Goldschmidt. José Ramírez pops out to Nolan Arenado in foul territory. Josh Naylor flies out to Jordan Walker.

(0 Runs, 0 Hits, 0 Errors, 0 LOB)

Cardinals 6th (Cardinals 2, Guardians 1) -- Iván Herrera doubles down the left-field line. Pitcher Change: Tim Herrin replaces Eli Morgan. Passed ball by Bo Naylor, Iván Herrera to 3rd. Brendan Donovan pops out to Brayan Rocchio. Jordan Walker strikes out swinging. Thomas Saggese strikes out swinging, Bo Naylor to Josh Naylor.

(0 Runs, 1 Hits, 0 Errors, 1 LOB)

Guardians 7th (Cardinals 2, Guardians 1) -- Pitcher Change: Andrew Kittredge replaces Miles Mikolas. Lane Thomas struck out looking. Andrés Giménez singles to right-center field. Offensive Substitution: Pinch hitter Will Brennan replaces Jhonkensy Noel. Will Brennan singles through the hole at second base, Andrés Giménez to 3rd. Will Brennan steals 2nd base. Bo Naylor pops out to Masyn Winn. Brayan Rocchio grounds out, Paul Goldschmidt to Andrew Kittredge.

(0 Runs, 2 Hits, 0 Errors, 2 LOB)

Cardinals 7th (Cardinals 6, Guardians 1) -- Will Brennan remains in the game as the right fielder. Pitcher Change: Nick Sandlin replaces Tim Herrin. Michael Siani singles through the hole at second base. Masyn Winn reaches on a fielder's choice, fielded by Brayan Rocchio. missed catch error by Andrés Giménez, assist to Brayan Rocchio. Offensive Substitution: Pinch hitter Alec Burleson replaces Luken Baker. Alec Burleson pops into double play in foul territory, Andrés Giménez to José Ramírez, Michael Siani out at 3rd, Masyn Winn to 2nd. Paul Goldschmidt reaches on fielding error by Josh Naylor, Masyn Winn scores; Paul Goldschmidt to 2nd. Nolan Arenado hit by pitch. Iván Herrera hits a home run to left-center field on a 0-1 pitch, Paul Goldschmidt scores; Nolan Arenado scores. Brendan Donovan flies out to Angel Martínez.

(4 Runs, 2 Hits, 2 Errors, 0 LOB)

Guardians 8th (Cardinals 6, Guardians 5) -- Alec Burleson remains in the game as the designated hitter. Pitcher Change: JoJo Romero replaces Andrew Kittredge. Angel Martínez singles up the middle. Offensive Substitution: Pinch hitter David Fry replaces Kyle Manzardo. David Fry singles to center field, Angel Martínez to 2nd. José Ramírez hits a home run to left field on a 1-1 pitch, Angel Martínez scores; David Fry scores. Josh Naylor grounds out, Thomas Saggese to Paul Goldschmidt. Lane Thomas walks. Pitcher Change: Matthew Liberatore replaces JoJo Romero. Andrés Giménez doubles through the hole at second base, Lane Thomas scores. Offensive Substitution: Pinch hitter Myles Straw replaces Will Brennan. Myles Straw pops out to Thomas Saggese. Bo Naylor strikes out swinging.

(4 Runs, 4 Hits, 0 Errors, 1 LOB)

Cardinals 8th (Cardinals 6, Guardians 5) -- David Fry remains in the game as the designated hitter. Defensive switch from center field to right field for Lane Thomas. Myles Straw remains in the game as the center fielder. Pitcher Change: Andrew Walters replaces Nick Sandlin. Jordan Walker grounds out, Brayan Rocchio to Josh Naylor. Thomas Saggese strikes out swinging. Michael Siani strikes out swinging.

(0 Runs, 0 Hits, 0 Errors, 0 LOB)

Guardians 9th (Cardinals 6, Guardians 5) -- Defensive Substitution: Lars Nootbaar replaces right fielder Jordan Walker, batting 7th, playing right field. Pitcher Change: Ryan Helsley replaces

Matthew Liberatore. Brayan Rocchio strikes out swinging. Angel Martínez strikes out swinging, Iván Herrera to Paul Goldschmidt. David Fry strikes out swinging.
(0 Runs, 0 Hits, 0 Errors, 0 LOB)

Final: St. Louis Cardinals 6, Cleveland Guardians 5

WP: Miles Mikolas (9 - 11)

LP: Matthew Boyd (2 - 2)

SV: Ryan Helsley (46)

Time: 2:39

Attendance: 41,317

Cleveland Guardians Hitting - 2024 - Regular Season - All Players

#	Player	Team	B	AVG	G	AB	R	H	TB	2B	3B	HR	RBI	BB	IBB	SO	SB	CS	OBP	SLG	OPS	PA	SAC	SF	HBP	GIDP	E
13	Arias, G	CLE	R	.222	53	153	15	34	54	9	1	3	15	6	0	53	5	2	.255	.353	.608	161	0	1	1	4	6
60	Avila, P	CLE	R	.000	49	0	0	0	0	0	0	0	0	0	0	0	0	0	.000	.000	.000	0	0	0	0	0	0
17	Brennan, W	CLE	L	.255	109	318	35	81	120	11	2	8	30	18	2	47	4	1	.300	.377	.677	340	0	1	3	8	2
90	Florial, E	CLE	L	.173	36	98	11	17	36	6	2	3	11	11	0	41	2	1	.264	.367	.631	111	1	0	1	2	1
2	Freeman, T	CLE	R	.209	118	330	48	69	106	14	1	7	32	28	1	53	11	6	.305	.321	.626	383	3	3	19	15	3
6	Fry, D	CLE	R	.260	121	334	44	87	148	17	1	14	50	42	4	84	4	1	.355	.443	.798	391	0	4	9	13	2
33	Gaddis, H	CLE	R	.000	74	0	0	0	0	0	0	0	0	0	0	0	0	0	.000	.000	.000	0	0	0	0	0	2
0	Giménez, A	CLE	L	.257	148	569	64	146	197	22	1	9	63	26	1	95	30	5	.304	.346	.650	619	3	6	15	11	8
27	Hedges, A	CLE	R	.153	65	131	12	20	29	3	0	2	14	6	0	49	2	0	.204	.221	.425	144	2	2	3	2	3
54	Howard, S	CLE	R	.000	2	0	0	0	0	0	0	0	0	0	0	0	0	0	.000	.000	.000	0	0	0	0	0	0
38	Kwan, S	CLE	L	.291	120	475	81	138	199	16	3	13	43	51	0	50	12	5	.364	.419	.783	532	2	0	4	5	1
10	Laureano, R	ATL	R	.309	60	188	26	58	99	12	1	9	26	7	0	54	4	2	.340	.527	.867	197	0	0	2	2	1
10	Laureano, R	CLE	R	.143	31	70	7	10	16	3	0	1	4	7	0	32	3	1	.265	.229	.494	83	0	1	5	1	0
10	Laureano, R	2 Teams	R	.264	91	258	33	68	115	15	1	10	30	14	0	86	7	3	.318	.446	.764	280	0	1	7	3	1
9	Manzardo, K	CLE	L	.248	48	129	9	32	56	12	0	4	14	8	0	36	0	0	.295	.434	.729	139	0	1	1	2	0
1	Martínez, A	CLE	S	.246	39	142	15	35	51	7	0	3	10	15	0	31	3	1	.314	.359	.673	160	1	2	0	2	3
23	Naylor, B	CLE	L	.202	118	341	39	69	122	10	2	13	39	28	1	116	6	2	.265	.358	.623	375	2	2	2	3	6
22	Naylor, J	CLE	L	.241	147	547	82	132	251	26	0	31	105	56	7	101	6	2	.318	.459	.777	614	0	3	7	17	9
43	Noel, J	CLE	R	.226	62	168	25	38	86	7	1	13	28	13	0	60	0	0	.299	.512	.811	187	0	1	5	1	0
11	Ramírez, J	CLE	S	.276	153	602	109	166	315	36	1	37	112	53	12	79	40	7	.333	.523	.856	662	0	5	1	9	9
4	Rocchio, B	CLE	S	.208	138	370	50	77	117	16	0	8	36	42	1	84	10	6	.299	.316	.615	427	2	5	8	10	11
30	Rodriguez, J	CLE	R	.129	13	31	6	4	5	1	0	0	5	9	0	14	0	0	.325	.161	.486	40	0	0	0	1	0
10	Schneemann, D	CLE	L	.223	71	188	17	42	71	10	2	5	22	23	0	70	3	1	.304	.378	.682	214	0	3	0	1	5
7	Straw, M	CLE	R	.000	5	1	1	0	0	0	0	0	0	0	0	0	0	0	.000	.000	.000	1	0	0	0	0	0
8	Tena, J	CLE	L	.000	3	4	0	0	0	0	0	0	0	0	0	2	0	0	.000	.000	.000	4	0	0	0	0	1
8	Tena, J	WSH	L	.306	35	134	14	41	55	5	0	3	15	6	0	30	6	1	.336	.410	.746	140	0	0	0	0	9
8	Tena, J	2 Teams	L	.297	38	138	14	41	55	5	0	3	15	6	0	32	6	1	.326	.399	.725	144	0	0	0	0	10
8	Thomas, L	CLE	R	.218	48	156	21	34	62	10	0	6	20	12	1	62	4	2	.281	.397	.678	171	0	1	2	1	2
8	Thomas, L	WSH	R	.253	77	300	42	76	122	16	3	8	40	32	0	72	28	12	.331	.407	.738	341	0	4	5	4	4
8	Thomas, L	2 Teams	R	.241	125	456	63	110	184	26	3	14	60	44	1	134	32	14	.314	.404	.718	512	0	5	7	5	6
CLE				.239	156	5157	691	1231	2041	236	17	180	653	454	30	1159	145	43	.309	.396	.705	5758	16	41	86	108	82
OPP				.230	156	5154	607	1187	2046	276	26	177	578	474	11	1369	98	24	.300	.397	.697	5739	13	39	57	108	

Cleveland Guardians Pitching - 2024 - Regular Season - All Players

#	Player	Team	T	W	L	ERA	G	GS	CG	SHO	GF	HLD	SV	SVO	IP	H	R	ER	HR	HB	BB	IBB	SO	AVG	WP	BK	GIDP	TBF
41	Allen, L	CLE	L	8	5	5.73	20	20	0	0	0	0	0	0	97.1	113	63	62	22	4	41	0	79	.295	4	0	14	432
60	Avila, P	CLE	R	5	1	3.33	49	0	0	0	15	1	1	1	73.0	67	30	27	7	3	29	1	71	.245	4	0	8	311
60	Avila, P	SD	R	1	0	9.00	4	0	0	0	2	0	0	0	8.0	5	8	8	1	1	6	0	9	.192	3	0	1	35
60	Avila, P	2 Teams	R	6	1	3.89	53	0	0	0	17	1	1	1	81.0	72	38	35	8	4	35	1	80	.240	7	0	9	346
58	Barlow, S	CLE	R	3	3	4.25	63	0	0	0	15	19	2	3	55.0	44	27	26	6	4	31	1	68	.216	2	0	2	241
46	Beede, T	CLE	R	1	0	8.36	13	0	0	0	3	2	0	0	14.0	16	14	13	2	3	9	1	18	.296	0	1	1	68
28	Bibee, T	CLE	R	11	8	3.56	30	30	0	0	0	0	0	0	166.2	146	69	66	22	7	42	0	180	.232	2	0	4	684
57	Bieber, S	CLE	R	2	0	0.00	2	2	0	0	0	0	0	0	12.0	10	0	0	0	0	1	0	20	.227	0	0	2	45
16	Boyd, M	CLE	L	2	2	2.72	8	8	0	0	0	0	0	0	39.2	32	16	12	4	2	13	0	46	.213	0	1	1	166
54	Cantillo, J	CLE	L	2	3	4.63	8	7	0	0	1	0	0	0	35.0	29	19	18	6	0	13	0	37	.223	2	0	3	143
59	Carrasco, C	CLE	R	3	10	5.64	21	21	0	0	0	0	0	0	103.2	112	68	65	19	5	33	0	89	.276	5	0	10	447
48	Clase, E	CLE	R	4	2	0.63	71	0	0	0	63	0	46	49	71.1	37	10	5	2	2	8	1	64	.152	2	0	6	258
35	Cobb, A	CLE	R	2	1	2.76	3	3	0	0	0	0	0	0	16.1	14	7	5	1	0	3	0	10	.241	0	0	4	62
44	Curry, X	CLE	R	0	2	5.84	7	4	0	0	3	0	0	0	24.2	29	17	16	5	0	5	1	15	.282	1	0	1	108
44	Curry, X	MIA	R	1	0	3.00	7	0	0	0	0	1	0	0	12.0	6	4	4	1	0	1	0	12	.146	0	0	0	43
44	Curry, X	2 Teams	R	1	2	4.91	14	4	0	0	3	1	0	0	36.2	35	21	20	6	0	6	1	27	.243	1	0	1	151
33	Gaddis, H	CLE	R	5	3	1.53	74	0	0	0	7	33	0	4	70.2	39	15	12	4	4	14	1	65	.160	2	0	3	263
61	Gillispie, C	CLE	R	0	0	2.25	3	0	0	0	2	0	0	0	8.0	4	2	2	0	0	5	0	8	.154	1	0	0	32
26	Gose, A	CLE	L	0	0	10.38	3	0	0	0	3	0	0	0	4.1	9	5	5	2	0	1	0	4	.429	1	0	0	22
27	Hedges, A	CLE	R	0	0	0.00	1	0	0	0	1	0	0	0	2.0	0	0	0	0	0	1	0	0	.000	0	0	1	6
31	Hentges, S	CLE	L	0	0	3.04	25	0	0	0	4	9	0	0	23.2	18	8	8	3	0	5	0	27	.212	0	0	4	91
29	Herrin, T	CLE	L	5	0	1.87	72	0	0	0	6	15	0	2	62.2	36	15	13	2	4	25	1	65	.168	3	1	6	245
54	Howard, S	CLE	R	0	1	9.00	2	1	0	0	1	0	0	0	5.0	11	8	5	3	0	3	0	6	.407	1	0	0	30
54	Howard, S	SF	R	1	1	5.63	7	2	0	0	1	0	0	0	24.0	33	16	15	2	0	11	0	21	.327	0	0	1	114
54	Howard, S	2 Teams	R	1	2	6.21	9	3	0	0	2	0	0	0	29.0	44	24	20	5	0	14	0	27	.344	1	0	1	144
39	Lively, B	CLE	R	13	9	3.80	28	28	0	0	0	0	0	0	147.0	134	63	62	23	4	45	0	114	.240	2	1	10	609
56	McCaughan, D	CLE	R	0	0	9.00	2	0	0	0	1	1	0	0	6.0	9	6	6	2	0	6	0	1	.391	1	0	1	30
	CLE			90	66	3.65	156	156	0	12	156	119	52	67	1384.0	1187	607	561	177	57	474	11	1369	.230	42	5	108	5739
	OPP			66	90	4.05	156	156	2	15	154	76	38	52	1376.1	1231	691	619	180	86	454	30	1159	.239	42	4	108	5758

#	Player	Team	T	W	L	ERA	G	GS	CG	SHO	GF	HLD	SV	SVO	IP	H	R	ER	HR	HB	BB	IBB	SO	AVG	WP	BK	GIDP	TBF
56	McCaughan, D	MIA	R	0	0	7.33	7	4	0	0	2	0	0	0	27.0	38	24	22	6	5	7	0	18	.328	0	0	0	130
56	McCaughan, D	2 Teams	R	0	0	7.64	9	4	0	0	3	1	0	0	33.0	47	30	28	8	5	13	0	19	.338	1	0	1	160
24	McKenzie, T	CLE	R	3	5	5.11	16	16	0	0	0	0	0	0	75.2	69	46	43	19	1	49	1	74	.240	5	0	8	340
49	Morgan, E	CLE	R	3	0	1.60	30	0	0	0	9	2	0	0	39.1	28	9	7	2	1	10	1	32	.197	0	0	0	156
47	Parsons, W	CLE	R	0	0	0.00	2	0	0	0	1	0	0	0	4.0	4	0	0	0	0	0	0	5	.267	0	0	0	15
47	Parsons, W	TOR	R	0	0	10.80	2	0	0	0	2	0	0	0	5.0	6	6	6	2	0	2	0	2	.286	0	1	1	23
47	Parsons, W	2 Teams	R	0	0	6.00	4	0	0	0	3	0	0	0	9.0	10	6	6	2	0	2	0	7	.278	0	1	1	38
62	Sabrowski, E	CLE	L	0	0	0.00	6	0	0	0	3	0	1	1	10.0	6	0	0	0	0	3	0	13	.171	1	0	1	38
52	Sandlin, N	CLE	R	8	0	3.86	67	1	0	0	7	9	1	4	56.0	42	29	24	12	6	27	2	67	.210	1	0	5	239
36	Smith, C	CLE	R	6	1	1.96	72	0	0	0	2	27	1	3	73.1	50	16	16	1	3	17	0	100	.192	0	1	7	282
34	Strzelecki, P	CLE	R	0	0	2.31	10	0	0	0	6	1	0	0	11.2	11	3	3	1	1	3	0	9	.256	0	0	3	47
63	Walters, A	CLE	R	1	0	0.00	6	0	0	0	3	0	0	0	5.2	0	1	0	0	0	2	0	6	.000	0	0	0	19
32	Williams, G	CLE	R	3	10	5.12	15	15	0	0	0	0	0	0	70.1	68	41	40	7	3	30	0	76	.249	2	0	3	310
	CLE			90	66	3.65	156	156	0	12	156	119	52	67	1384.0	1187	607	561	177	57	474	11	1369	.230	42	5	108	5739
	OPP			66	90	4.05	156	156	2	15	154	76	38	52	1376.1	1231	691	619	180	86	454	30	1159	.239	42	4	108	5758

St. Louis Cardinals Hitting - 2024 - Regular Season - All Players

#	Player	Team	B	AVG	G	AB	R	H	TB	2B	3B	HR	RBI	BB	IBB	SO	SB	CS	OBP	SLG	OPS	PA	SAC	SF	HBP	GIDP	E
28	Arenado, N	STL	R	.268	148	560	68	150	220	22	0	16	69	44	2	89	2	2	.323	.393	.716	617	0	7	5	15	9
26	Baker, L	STL	R	.189	20	37	3	7	16	1	1	2	10	7	0	11	1	0	.304	.432	.736	46	0	2	0	1	0
41	Burleson, A	STL	L	.269	146	525	69	141	224	20	0	21	73	32	0	75	9	3	.312	.427	.739	570	1	6	4	8	1
3	Carlson, D	STL	S	.198	59	121	12	24	29	5	0	0	11	12	0	37	0	1	.275	.240	.515	138	0	3	2	2	1
3	Carlson, D	TB	S	.196	33	102	7	20	31	2	0	3	13	9	0	33	2	0	.281	.304	.585	114	0	0	3	0	0
3	Carlson, D	2 Teams	S	.197	92	223	19	44	60	7	0	3	24	21	0	70	2	1	.278	.269	.547	252	0	3	5	2	1
13	Carpenter, M	STL	L	.236	54	127	15	30	48	6	0	4	15	14	0	46	0	2	.317	.378	.695	146	0	2	2	0	0
40	Contreras, W	STL	R	.262	84	301	48	79	141	17	0	15	36	45	2	96	4	1	.380	.468	.848	358	0	0	12	7	3
35	Crawford, B	STL	L	.169	29	71	5	12	20	5	0	1	4	8	0	26	0	0	.263	.282	.545	80	0	0	1	0	1
33	Donovan, B	STL	L	.273	146	560	63	153	229	33	2	13	68	45	0	77	5	5	.339	.409	.748	622	0	4	13	3	2
15	Fermín, J	STL	R	.143	43	63	6	9	12	1	1	0	3	7	0	8	2	1	.239	.190	.429	71	0	0	1	3	0
64	Fernandez, R	STL	R	.000	60	0	0	0	0	0	0	0	0	0	0	0	0	0	.000	.000	.000	0	0	0	0	0	0
46	Goldschmidt, P	STL	R	.245	148	576	68	141	236	30	1	21	60	47	2	163	11	0	.304	.410	.714	629	0	0	2	19	5
16	Gorman, N	STL	L	.203	107	365	42	74	146	15	0	19	50	34	1	151	6	1	.271	.400	.671	402	0	2	1	2	10
56	Helsley, R	STL	R	.000	62	0	0	0	0	0	0	0	0	0	0	0	0	0	.000	.000	.000	0	0	0	0	0	0
48	Herrera, I	STL	R	.293	68	215	34	63	88	11	1	4	26	22	0	50	5	0	.361	.409	.770	242	0	2	2	3	3
47	King, J	STL	L	.000	53	0	0	0	0	0	0	0	0	0	0	0	0	0	.000	.000	.000	0	0	0	0	0	1
27	Kittredge, A	STL	R	.000	70	0	0	0	0	0	0	0	0	0	0	0	0	0	.000	.000	.000	0	0	0	0	0	1
62	Leahy, K	STL	S	.000	31	0	0	0	0	0	0	0	0	0	0	0	0	0	.000	.000	.000	0	0	0	0	0	1
21	Nootbaar, L	STL	L	.246	103	329	33	81	132	17	2	10	40	46	2	76	7	3	.336	.401	.737	379	1	3	0	9	3
43	Pagés, P	STL	R	.232	63	185	17	43	67	2	2	6	23	10	0	51	2	0	.269	.362	.631	198	1	2	0	7	3
29	Pham, T	CWS	R	.266	70	271	33	72	103	14	1	5	19	25	0	63	6	3	.330	.380	.710	297	0	0	1	2	1
29	Pham, T	KC	R	.240	17	75	7	18	28	2	1	2	7	3	0	21	1	0	.269	.373	.642	78	0	0	0	1	0
29	Pham, T	STL	R	.206	23	68	7	14	25	3	1	2	12	7	0	16	0	0	.286	.368	.654	77	0	1	1	2	0
29	Pham, T	3 Teams	R	.251	110	414	47	104	156	19	3	9	38	35	0	100	7	3	.312	.377	.689	452	0	1	2	5	1
59	Romero, J	STL	L	.000	65	0	0	0	0	0	0	0	0	0	0	0	0	0	.000	.000	.000	0	0	0	0	0	0
25	Saggese, T	STL	R	.171	11	35	3	6	10	1	0	1	3	0	0	11	0	0	.171	.286	.457	35	0	0	0	0	1
11	Scott II, V	STL	L	.164	50	140	12	23	38	9	0	2	9	6	0	42	5	0	.207	.271	.478	150	0	2	2	0	2
63	Siani, M	STL	L	.236	117	284	39	67	84	7	2	2	20	17	0	87	19	3	.285	.296	.581	316	11	1	3	2	0
18	Walker, J	STL	R	.191	44	136	13	26	50	7	1	5	18	10	0	44	1	0	.253	.368	.621	150	0	2	2	3	1
0	Winn, M	STL	R	.267	144	559	76	149	227	28	4	14	51	39	1	104	11	5	.313	.406	.719	607	3	5	1	1	17
STL				.246	155	5257	633	1292	2042	240	18	158	601	452	10	1260	90	27	.310	.388	.698	5833	17	44	54	87	71
OPP				.248	155	5249	693	1303	2126	263	25	170	671	440	16	1254	150	27	.308	.405	.713	5797	15	51	40	128	

St. Louis Cardinals Pitching - 2024 - Regular Season - All Players

#	Player	Team	T	W	L	ERA	G	GS	CG	SHO	GF	HLD	SV	SVO	IP	H	R	ER	HR	HB	BB	IBB	SO	AVG	WP	BK	GIDP	TBF
30	Armstrong, S	CHC	R	0	1	4.91	8	0	0	0	2	2	0	0	7.1	10	4	4	0	0	4	0	4	.370	0	0	3	32
30	Armstrong, S	STL	R	1	0	2.84	11	0	0	0	3	0	0	0	12.2	11	4	4	1	0	2	0	12	.234	0	0	0	49
30	Armstrong, S	TB	R	2	2	5.40	38	7	0	0	4	3	1	3	46.2	56	30	28	5	2	19	0	50	.292	1	1	2	214
30	Armstrong, S	3 Teams	R	3	3	4.86	57	7	0	0	9	5	1	3	66.2	77	38	36	6	2	25	0	66	.289	1	1	5	295
35	Crawford, B	STL	R	0	0	27.00	1	0	0	0	1	0	0	0	1.1	3	4	4	0	1	2	0	0	.429	0	0	0	10
12	Fedde, E	CWS	R	7	4	3.11	21	21	0	0	0	0	0	0	121.2	105	43	42	14	2	34	0	108	.227	2	1	6	502
12	Fedde, E	STL	R	1	5	4.07	9	9	0	0	0	0	0	0	48.2	43	22	22	6	3	17	0	36	.244	1	0	4	200
12	Fedde, E	2 Teams	R	8	9	3.38	30	30	0	0	0	0	0	0	170.1	148	65	64	20	5	51	0	144	.232	3	1	10	702
64	Fernandez, R	STL	R	1	5	3.06	60	0	0	0	15	12	2	4	64.2	54	26	22	4	2	31	5	67	.229	0	0	6	274
65	Gallegos, G	STL	R	2	1	6.53	21	0	0	0	6	2	1	1	20.2	24	15	15	6	0	10	0	21	.286	1	0	3	94
44	Gibson, K	STL	R	8	8	4.13	29	29	0	0	0	0	0	0	165.2	156	86	76	22	4	65	1	146	.250	5	0	20	702
67	Graceffo, G	STL	R	0	1	4.70	2	1	0	0	1	0	0	0	7.2	7	4	4	1	0	2	0	6	.250	0	0	1	31
54	Gray, S	STL	R	13	9	3.84	28	28	0	0	0	0	0	0	166.1	142	79	71	21	3	39	0	203	.228	7	1	13	671
56	Helsley, R	STL	R	7	4	2.12	62	0	0	0	59	0	46	50	63.2	49	19	15	3	0	23	3	77	.213	1	0	4	258
47	King, J	STL	L	3	3	2.98	53	0	0	0	10	7	0	2	57.1	55	23	19	5	1	12	1	36	.255	3	1	6	237
27	Kittredge, A	STL	R	4	5	2.97	70	0	0	0	4	35	1	8	66.2	57	26	22	10	0	20	2	64	.230	0	0	6	272
66	Kloffenstein, A	STL	R	0	0	0.00	1	0	0	0	0	1	0	0	1.0	0	0	0	0	0	0	0	0	.000	0	0	0	3
62	Leahy, K	STL	R	1	1	4.02	31	0	0	0	13	3	1	1	47.0	38	22	21	4	1	10	0	32	.222	3	0	5	184
52	Liberatore, M	STL	L	3	3	4.46	56	6	0	0	7	6	0	2	82.2	75	42	41	10	2	27	3	73	.244	3	0	7	342
68	Loutos, R	STL	R	0	0	0.00	3	0	0	0	3	0	0	0	2.1	2	0	0	0	0	1	0	0	.222	0	0	0	10
31	Lynn, L	STL	R	7	4	3.84	23	23	0	0	0	0	0	0	117.1	113	64	50	16	4	44	0	109	.247	3	0	7	511
32	Matz, S	STL	L	1	2	5.44	10	7	0	0	1	0	0	0	41.1	45	28	25	7	2	15	1	32	.281	1	0	6	178
36	McGreevy, M	STL	R	2	0	0.90	2	1	0	0	1	0	0	0	10.0	7	1	1	0	0	1	0	7	.194	0	0	1	37
39	Mikolas, M	STL	R	9	11	5.35	31	31	0	0	0	0	0	0	166.2	187	103	99	25	4	24	0	118	.283	0	1	18	696
55	O'Brien, R	STL	R	0	0	11.25	8	0	0	0	4	0	0	1	8.0	13	10	10	2	1	8	0	11	.361	1	0	0	46
53	Pallante, A	STL	R	7	8	3.87	27	18	0	0	1	1	0	0	109.1	102	50	47	8	2	46	0	86	.245	12	2	11	465
STL				78	77	4.07	155	155	0	9	155	98	52	79	1383.0	1303	693	625	170	40	440	16	1254	.248	43	5	128	5797
OPP				77	78	3.71	155	155	1	6	154	89	42	64	1377.0	1292	633	568	158	54	452	10	1260	.246	51	4	87	5833
#	Player	Team	T	W	L	ERA	G	GS	CG	SHO	GF	HLD	SV	SVO	IP	H	R	ER	HR	HB	BB	IBB	SO	AVG	WP	BK	GIDP	TBF
29	Robertson, N	STL	R	0	0	4.38	8	0	0	0	6	0	0	0	12.1	15	6	6	3	0	2	0	14	.306	0	0	1	52
59	Romero, J	STL	L	7	3	3.36	65	0	0	0	7	30	1	9	59.0	52	23	22	8	5	16	0	51	.236	1	0	5	243
58	Roycroft, C	STL	R	1	2	4.01	26	0	0	0	13	1	0	1	33.2	29	18	15	2	4	15	0	33	.228	1	0	3	149
57	Thompson, Z	STL	L	0	2	9.53	5	2	0	0	0	0	0	0	17.0	24	18	18	6	1	8	0	20	.324	0	0	1	83
STL				78	77	4.07	155	155	0	9	155	98	52	79	1383.0	1303	693	625	170	40	440	16	1254	.248	43	5	128	5797
OPP				77	78	3.71	155	155	1	6	154	89	42	64	1377.0	1292	633	568	158	54	452	10	1260	.246	51	4	87	5833