

Arizona Diamondbacks (72-72)at San Francisco Giants (72-71)
RHP Nabil Crismatt (2-0, 2.14) vs. RHP Logan Webb (13-9, 3.17)

Game #144/Home Game #70 • Monday, September 8, 2025 • Oracle Park • 6:45 p.m. PT
NBC Sports Bay Area • FS1 • KNBR 104.5 FM/680 AM • KSFN 1510 AM / 99.3 FM

▶▶ UPCOMING PROBABLE STARTING PITCHERS & BROADCAST SCHEDULE (ALL TIMES ARE IN PACIFIC TIME) ◀◀

Tue., Sept. 9 vs. AZ	6:45 p.m.	RHP Zac Gallen (11-13, 4.77) vs. LHP Robbie Ray (10-6, 3.31)	NBCS BA
Wed., Sept. 10 vs. AZ	12:45 p.m.	LHP Eduardo Rodriguez (7-8, 5.22) vs. RHP Carson Seymour (1-2, 4.25)	NBCS BA

▶ All games broadcast on KNBR 104.5 FM/680 AM in English and will be broadcast in Spanish on KSFN 1510 AM / 99.3 FM



HEAD-TO-HEAD INFO

All-Time vs. Arizona:268-204
at Oracle Park:130-95
at Chase Field:133-102

2025 vs. Arizona:3-4
at Oracle Park:1-2
at Chase Field:2-2

2025 VS. ARIZONA

Date	H/A	W/L	Score	Rec.
5/12	AZ	L	1-2	0-1
5/13	AZ	W	10-6	1-1
5/14	AZ	L	7-8	1-2
6/30	at AZ	L	2-4	1-3
7/1	at AZ	L	2-8	1-4
7/2	at AZ	W	6-5 (10)	2-4
7/3	at AZ	W	7-2	3-4
9/8	AZ	--	--	--
9/9	AZ	--	--	--
9/10	AZ	--	--	--
9/15	at AZ	--	--	--
9/16	at AZ	--	--	--
9/17	at AZ	--	--	--
Total				3-4



SEPTEMBER 8, 2002

Robb Nen worked a scoreless 9th inning to record his 199th rescue as Giant, tying Rod Beck for most saves in franchise history.

GAMEDAY INFORMATION

To access additional gameday information such as lineup sheets, pronunciation guides, headshots, audio interviews, all MLB media guides, minor league highlights and more, please scan or click the QR code below.



T-T-T-TODAY JUNIOR: The Giants look to get back in the win column in the first game of their penultimate homestand of 2025...starting tonight, SF will host Arizona for three games through Wednesday, followed by an off day on Thursday before a three-game series vs. the Dodgers this weekend...SF has won six of its last seven home games dating to August 17.

- ▶ Despite losing two straight entering today, SF has won 11 of its last 14 games...its .786 winning percentage (11-3) and .306 batting average since August 23 is best in the Majors.
- ▶ The Giants have outscored opponents 99-56 in that stretch while slashing .306/.370/.510 with 19 doubles, two triples, 26 home runs, and an .880 OPS over this 14-game span.

NOW, NOW. MAYBE IT'S SOMEBODY ELSE: The Giants are 3-4 vs. Arizona in 2025, having dropped a three-game series 2-1 earlier this season at Oracle Park (May 12-14) and splitting a four-game set in Phoenix in late June/early July.

- ▶ SF has not won a home series vs. the Diamondbacks since July 31 - August 3, 2023.

NOW YOU'RE ALL IN BIG, BIG TROUBLE: RHP Logan Webb draws the start tonight in what is his second start this season vs. Arizona...Webb received the loss on June 30 after allowing three runs on seven hits and a walk while striking out seven over 6.1 innings.

- ▶ He is 7-4 with a 2.46 ERA (22er, 80.1ip), 66 strikeouts and a 1.11 WHIP over 13 career starts vs. the Diamondbacks.
- ▶ Webb is six strikeouts shy of joining the 200 strikeout club for the first time in his career...he'd be the first SF pitcher to reach that mark since 2022 (**Carlos Rodón**, 237 strikeouts).
- ▶ Webb has been a stopper for the Giants this season, going 10-6 with a 2.93 ERA (37er, 113.2ip), 121 strikeouts and a 1.20 WHIP in 18 starts following a Giants loss.

STAY HERE. STAY AS LONG AS YOU CAN: With two walks tonight, **IF Rafael Devers** could be the first player to join the 100/100 club for walks (98) and RBI (100) this season.

- ▶ For comparison, the last Giant to hit those kind of marks in a full season with the team was **Barry Bonds** (101 RBI, 232 walks) in 2004.
- ▶ Devers, who has both 42 walks and 42 RBI in his first 71 games for SF, is one of three Giants in the SF era (since 1958) to hit those marks in a single season, joining Bonds (1993), **Bobby Murcer** (1975) and **Bobby Estalella** (2000).
- ▶ Since August 1, Devers is slashing .289/.389/.602 with 26 runs, four doubles, 12 home runs, 27 RBI, 20 walks and a .991 OPS in 34 games.

CONSIDER ME MILES DAVIS: IF Willy Adames has hit at least one home run in seven straight series for the Giants (nine homers total)...it is the longest such streak by a Giant since **Barry Bonds** had eight homers over a seven-series span in 2007 (*Stats, LLC*).

- ▶ With a homer in this series, Adames would be the first Giant to achieve the feat in eight straight series since Bonds had 13 homers in an eight-series span in 2003 (*Stats, LLC*).
- ▶ With three more homers, Adames would become the first Giant since Bonds in 2004 (45 homers) to reach the 30-homer mark.
- ▶ Since the start of the 2024 season, Adames is 18-for-51 (.353) with 12 runs, eight doubles, four home runs, 12 RBI and a 1.166 OPS in 13 games vs. the Diamondbacks.

STOP LOOKING AT ME, SWAN: SF outfielders have combined to slash .337/.384/.491 with 27 runs, 14 extra-base hits (seven doubles, two triples and five home runs) and 25 RBI over the team's last 14 games...the .337 outfielder batting average since August 23 leads MLB.

- ▶ **OF Jung Hoo Lee** (.341), **OF Heliot Ramos** (.333), **OF Luis Matos** (.333) and **OF Drew Gilbert** (.333) are all batting above .330 over that span.

CHLOROPHYLL? MORE LIKE BOROPHYLL: The Giants lost two one-run games over the weekend...they have played 52 one-run games (26-26, .500) in 2025, which are tied with Atlanta (19-33, .365) and Pittsburgh (24-28, .462) for most such games in MLB this season.

- ▶ At home, SF has played an MLB-leading 31 one-run games, going 18-13 (.581).

O'DOYLE RULES: Single-A RHP Hunter Dryden was named California League Pitcher of the Week today...the 2024 17th round pick struck out six while allowing just three hits and a walk over 6.0 shutout innings on September 1 vs. Modesto...Dryden's award gives the Giants 27 total Player/Pitcher of the Week awards this season, which are the most in the Majors (Tampa Bay is second with 26).

- ▶ In other prospect news, **IF Josuar Gonzalez** (#100) has been added to the top-100 prospect list per *MLB.com*...Gonzalez (No. 100) joins Triple-A **IF Bryce Eldridge** (#13).












World Champions (8): 1905, 1921, 1922, 1933, 1954, 2010, 2012, 2014
NL Pennants (21): 1904, 1905, 1911, 1912, 1913, 1917, 1921, 1922, 1923, 1924, 1933, 1936, 1937, 1951, 1954, 1962, 1989, 2002, 2010, 2012, 2014
NL Division Champions (9): 1971, 1987, 1989, 1997, 2000, 2003, 2010, 2012, 2021

COACHING & MEDICAL STAFF ◀

Manager: Bob Melvin (6) **Coaches:** Ryan Christenson (52), Mark Hallberg (91), Matt Williams (9), Pat Burrell (95), Oscar Bernard (96), Damon Minor (94), J.P. Martinez (87), Garvin Alston (81), Taira Uematsu (99), Alex Burg (97), Eliezer Zambrano (98)

On-Field Training Staff: Dave Groeschner, Anthony Reyes, Ryo Watanabe

ACTIVE ROSTER (28) ◀

#	PITCHERS (14)	B-T	HT	WT	BORN	HOMETOWN
43	Beck, Tristan	R-R	6-4	203	6-24-96	Corona, CA
76	Bivens, Spencer 	R-R	6-4	217	6-28-94	State College, PA
34	Brubaker, JT	R-R	6-3	180	11-17-93	Springfield, OH
70	Buttó, José	R-R	6-1	202	3-19-98	Cumana, VZ
93	Gage, Matt	L-L	6-3	265	2-11-93	Broadalbin, NY
57	Lucchesi, Joey 	L-L	6-5	228	6-6-93	Newark, CA
63	Peguero, Joel 	R-R	5-10	194	5-5-97	Santo Domingo, DR
38	Ray, Robbie	L-L	6-2	208	10-1-91	Brentwood, TN
77	Seymour, Carson	R-R	6-5	255	12-16-98	Temecula, CA
66	Teng, Kai-Wei	R-R	6-3	241	12-1-98	Kaohsiung City, TW
35	Verlander, Justin	R-R	6-5	240	2-20-83	Manakin Sabot, VA
74	Walker, Ryan	R-R	6-2	212	11-26-95	Arlington, WA
62	Webb, Logan	R-R	6-2	223	11-18-96	Rocklin, CA
67	Winn, Keaton	R-R	6-4	233	2-20-98	Ollie, IA
#	CATCHERS (2)	B-T	HT	WT	BORN	HOMETOWN
14	Bailey, Patrick	S-R	6-0	225	5-29-99	Greensboro, NC
21	Knizner, Andrew 	R-R	6-1	225	2-3-95	Glen Allen, VA
#	INFIELDERS (7)	B-T	HT	WT	BORN	HOMETOWN
2	Adames, Willy 	R-R	6-0	215	9-2-95	Santiago de los Caballeros, DR
26	Chapman, Matt	R-R	6-1	225	4-28-93	Lake Forest, CA
16	Devers, Rafael	L-R	6-0	245	10-24-96	Sánchez, DR
41	Flores, Wilmer	R-R	6-3	225	8-6-91	Valencia, VZ
50	Koss, Christian 	R-R	6-1	186	1-27-98	Riverside, CA
10	Schmitt, Casey	R-R	6-1	220	3-1-99	San Diego, CA
7	Smith, Dominic	L-L	5-1	224	6-15-95	Los Angeles, CA
#	OUTFIELDERS (5)	B-T	HT	WT	BORN	HOMETOWN
61	Gilbert, Drew	L-L	5-9	195	9-27-00	Stillwater, MN
51	Lee, Jung Hoo 	L-R	6-1	197	8-20-98	Seoul, SK
29	Matos, Luis 	R-R	5-11	207	1-28-02	Bobures, VZ
58	McCray, Grant	L-R	6-0	190	12-7-00	Lakewood Ranch, FL
17	Ramos, Heliot 	R-R	5-11	230	9-7-99	Maunabo, PR

NUMERICAL ROSTER ◀

NO.	NAME	POS
2	Adames, Willy	IF
7	Smith, Dominic	IF/OF
10	Schmitt, Casey	IF
14	Bailey, Patrick	C
26	Chapman, Matt	IF
16	Devers, Rafael	IF/DH
17	Ramos, Heliot	OF
21	Knizner, Andrew	C
29	Matos, Luis	OF
34	Brubaker, JT	RHP
35	Verlander, Justin	RHP
38	Ray, Robbie	LHP
41	Flores, Wilmer	IF
43	Beck, Tristan	RHP
50	Koss, Christian	IF
51	Lee, Jung Hoo	OF
57	Lucchesi, Joey	LHP
58	McCray, Grant	OF
61	Gilbert, Drew	OF
62	Webb, Logan	RHP
63	Peguero, Joel	RHP
66	Teng, Kai-Wei	RHP
67	Winn, Keaton	RHP
70	Buttó, José	RHP
74	Walker, Ryan	RHP
76	Bivens, Spencer	RHP
77	Seymour, Carson	RHP
93	Gage, Matt	LHP

PRONUNCIATION GUIDE ◀

Willy Adames (ah-DAH-mess)
Spencer Bivens (BIV-ens)
JT Brubaker (brew-baker)
José Buttó (boo-TOH)
Andrew Knizner (KIZZ-ner)
Jung Hoo Lee (jung who)

Joey Lucchesi (loo-KAY-see)
Luis Matos (MAH-tose)
Joel Peguero (jo-EL peh-GAIR-oh)
Heliot Ramos (elliott)
Carson Whisenhunt (whiz-en-hunt)



Scan QR code or click [here](#) below for SF Giants Player Pronunciations Link:
Clicking on the speaker icon above also plays the audio pronunciation



MAJOR LEAGUE INJURED & BEREAVEMENT LIST (6) ◀

Pos	Player	IL	Injury	Date On IL (Retro)	Eligible to Return	Games Missed	Team Record
C	Tom Murphy	60-Day	Mid-back disk herniation.	3/26	5/25	143	72-71
RF	Jerar Encarnacion	10-Day	Right hamstring strain.	8/7	8/17	28	14-14
LHP	Erik Miller	60-Day	Left elbow sprain	8/21	10/20	16	11-5
RHP	Landen Roupp	15-Day	Left knee inflammation.	8/21	9/5	16	11-5
RHP	Randy Rodríguez	60-Day	Right elbow sprain	8/23	10/22	14	11-3
LHP	Carson Whisenhunt	15-Day	Back strain	8/28	9/12	10	7-3

PAST INJURED & BEREAVEMENT PLACEMENTS ◀

Pos	Player	IL	Injury	Date On IL (Retro)	Date Activated	Games Missed	Team Record
C	Patrick Bailey	10-Day	Neck Strain	6/8	6/18	8	4-4
IF	Matt Chapman	10-Day	Right hand inflammation.	6/9	7/5	23	9-14
IF	Matt Chapman	10-Day	Right hand inflammation.	8/13	8/23	9	2-7
OF	Jerar Encarnacion	60-Day	Left hand fracture.	3/24	6/2	59	33-26
OF	Jerar Encarnacion	10-Dady	Left oblique strain	6/17	7/4	40	15-25
2B	Tyler Fitzgerald	10-Day	Left rib fracture.	5/1	5/16	13	6-7
2B	Christian Koss	10-Day	Left hamstring strain	7/1	8/1	24	9-15
IF	Casey Schmitt	10-Day	Left oblique strain.	4/18	5/19	28	15-13
IF	Casey Schmitt	10-Day	Left hand inflammation	6/27	7/7	10	5-5
RHP	Landen Roupp	15-Day	Right elbow inflammation	7/23	8/7	19	6-13
RHP	Justin Verlander	15-Day	Right pectoral strain.	5/19	6/3	26	13-13
RHP	Justin Verlander	3-Day	Paternity list.	6/20	6/23	3	2-1
RHP	Ryan Walker	3-Day	Paternity list	8/15	8/18	3	1-2

LOGAN WEBB RHP

#62

2025 RECORD: 13-9, 3.17 ERA

Height/Weight: 6-0/225

Bats/Throws: R/R

Hometown: Rocklin, CA

Age: 28 (November 18, 1996)

Signed Through: 2028

WEBBMASTER: Webb is in his seventh season with San Francisco...he finished last season with an NL-leading 204.2 innings...he was named an All-Star for the second time in his career (also 2024) this season, pitching a scoreless 3rd inning of relief.

LAST TIME OUT: Became just the fourth SF pitcher to earn 10 or more wins vs. the Rockies as a Giant vs. the Rockies in their career, joining **Matt Cain** (17) **Madison Bumgarner** (16) and **Tim Lincecum** (11)...navigated through a brief delay prior to the bottom of the 1st before striking out seven while allowing two runs on seven hits and two walks across 5.0 frames.

VS. ARIZONA: Tonight is Webb's second start vs. the Diamondbacks this season...received the loss on June 30 in AZ after allowing three runs on seven hits (one homer) and a walk over 6.1 innings...the Giants have won six of the seven games Webb has started in his career vs. the D-Backs here at Oracle Park...Webb himself is 5-1 in those games with a 2.06 ERA (10er, 43.2ip)...AZ's Jake McCarthy is 7-for-23 (.304) in his career vs. Webb while Corbin Carroll is 7-for-17 (.412).


200/200: With 178.2 innings and 194 strikeouts this season, Webb is close to becoming the first Giants pitcher to record 200.0 innings and 200 strikeouts in the same season since **Madison Bumgarner** (207.2ip, 203 strikeouts) did so in 2019...he would be the first Giants right-hander to accomplish the feat since **Jeff Samardzija** (207.2ip, 205 strikeouts) in 2017.

7TH HEAVEN: Webb has 22 starts of at least 7.0 innings and no walks allowed since the start of the 2021 season, which are the most such starts in MLB over that span (next closest is Zack Wheeler with 20 such starts).

STRIKE WHILE THE IRON IS HOT: Webb enters today's outing with 194 strikeouts, matching his career-best mark from the 2023 campaign...he's six strikeouts away from registering his first career 200 strikeout season...his 9.8 K/9ip this year would also be a career-best, surpassing his 9.6 rate from his breakout 2021 season.

HOME/ROAD SPLITS: The righty is 6-3 with a 2.85 ERA (30er, 94.2ip) and 101 strikeouts at Oracle Park (15 starts)...in 14 road starts, Webb is 7-6 with a 3.54 ERA (33er, 84.0ip) and 93 strikeouts.

TOP OF THE CLASS: Webb ranks inside the National League's leaders in numerous categories as shown in the chart below:

Webb's rankings, National League, 2025				
Stat	Metric (rank)	Stat	Metric (rank)	
ERA	3.17 (9th)	Ground Ball Rate	54.6% (5th)	
Innings Pitched	178.2 (1st)	FIP	2.70 (3rd)	
Strikeouts	194 (4th)	Walk Rate	5.3% (4th)	
WHIP	1.23 (13th)	HR/9	0.65 (4th)	

HELPING THE CATCHER: Webb has drastically improved his ability to keep runners in check this season and limit stolen bases...he has +6 Net Bases Prevented (a sum of advanced prevented and outs added assigned to the pitcher), which is tied for ninth-best in the Majors on *Baseball Savant*...he had scores of -5 in 2024, -9 in 2023 and -4 in 2022, -1 in 2021 and -3 in 2020.

SINK OR SWIM: His sinker has a +12 run value on *Baseball Savant*, making it his most valuable pitch...last season, his sinker was tied for the 10th-most valuable pitch in baseball (+17)...the Rockies went 4-for-9 (.444) vs. his sinker last start...Arizona's .792 OPS vs. sinkers ranks eighth-best in MLB.

WEBB PITCH ARSENAL / STATCAST INFO (2025)				
Pitch Type	Usage Percentage	Avg. Velo	BAA	SO
Sinker	35.0%	92.5 mph	.278	43
Sweeper	25.8%	84.7 mph	.292	43
Changeup	23.7%	86.5 mph	.204	70
Cutter	7.8%	91.0 mph	.452	5
4-Seam Fastball	7.7%	92.7 mph	.179	33

WEBB VS. ARIZONA (CAREER)								
Last Win:	9/24/24 at AZ				Last Loss: 6/30/25 at AZ			
	W-L	ERA	G/GS	IP	H	ER	BB	SO
2025	0-1	4.26	1/1	6.1	7	3	1	7
Career	7-4	2.46	13/13	80.1	69	22	20	66
at SF	5-1	2.06	7/7	43.2	34	10	11	37
at AZ	2-3	2.95	6/6	36.2	35	12	9	29

2025 GAME-BY-GAME											
Date	Opp.	Dec	Result	IP	H	R	ER	BB	SO	HR	TP
3/27	at CIN	--	W, 6-4	5.0	6	3	3	3	5	0	78
4/1	at HOU	W	W, 3-1	7.0	5	1	1	0	6	1	100
4/7	vs. CIN	--	L, 0-2	7.0	4	0	0	0	10	0	97
4/13	at NYY	W	W, 5-4	5.0	5	3	3	4	5	0	97
4/18	at LAA	L	L, 0-2	6.0	4	2	1	0	12	0	105
4/23	vs. MIL	W	W, 4-2	6.1	6	0	0	3	6	0	106
4/29	at SD	L	L, 4-7	5.0	9	5	5	1	6	0	79
March/April			3-2	2.83	41.1	39	14	13	11	50	1 --
5/4	vs. COL	W	W, 9-3	7.0	6	1	1	2	6	0	96
5/10	at MIN	L	L, 1-2	7.0	5	2	2	1	9	1	103
5/16	vs. ATH	W	W, 9-1	8.0	5	1	1	2	4	0	107
5/21	vs. KC	L	L, 4-8	4.0	10	6	3	0	5	1	77
5/27	at DET	L	L, 1-3	6.0	7	3	3	1	10	1	104
May			2-3	2.81	32.0	33	13	10	6	34	3 --
6/2	vs. SD	--	L, 0-1	8.0	6	0	0	0	7	0	102
6/7	vs. ATL	--	W, 3-2	6.0	6	2	2	0	10	1	100
6/13	vs. LAD	W	W, 6-2	7.0	2	2	2	3	4	1	98
6/19	vs. CLE	W	W, 2-1	7.0	7	1	1	0	9	0	97
6/25	vs. MIA	--	L, 5-8	6.0	6	2	2	3	6	0	102
6/30	at AZ	L	L, 2-4	6.1	7	3	3	1	7	1	104
June			2-1	2.23	40.1	34	10	10	7	43	3 --
7/5	at ATH	W	W, 7-2	6.2	7	2	2	3	6	0	108
7/11	vs. LAD	W	W, 8-7	5.1	6	6	6	1	6	2	91
7/19	at TOR	L	L, 3-6	6.0	11	4	4	1	1	0	80
7/25	vs. NYM	L	L, 1-8	4.0	8	6	6	1	4	1	81
7/30	vs. PIT	--	L, 1-2	5.2	5	1	1	4	11	0	109
July			2-2	6.18	27.2	37	19	19	10	28	3 --
8/5	at PIT	W	W, 8-1	6.0	7	1	1	0	10	0	110
8/11	vs. SD	L	L, 1-4	6.1	8	4	4	1	3	1	98
8/17	vs. TB	W	W, 7-1	7.0	3	0	0	0	7	0	86
8/23	at MIL	W	W, 7-1	6.0	5	1	1	2	5	0	94
8/27	vs. CHC	--	W, 4-3	7.0	7	3	3	0	7	2	94
August			3-1	2.51	32.1	30	9	9	3	32	3 --
9/2	at COL	W	W, 7-4	5.0	7	2	2	2	7	0	94
9/8	vs. AZ										
September			1-0	3.60	5.0	7	2	2	2	7	0 --
2025 Totals			13-9	3.17	178.2	180	67	63	39	194	13 --

4S UP: This season, Webb has thrown 215 four-seam fastballs (7.7% usage rate), 166 of them with two strikes (77.2%).

CHANGIN' THE PACE: Over Webb's last seven outings, opponents are 9-for-50 (.180) with 19 strikeouts vs. his changeup...with two strikes this season, opponents are batting .085 (10x118) vs. his changeup.

SWEEP IT: Webb's sweeper has a -4 run value per *Baseball Savant*...over his last three starts, however, Webb has held opponents to a 3-for-17 (.176) mark with eight strikeouts against his sweeper.

GIANTS MONTHLY STARTER BREAKDOWN

March/April		May		June		July		August		September	
Record	9-9	Record	9-11	Record	7-7	Record	6-10	Record	8-10	Record	3-1
ERA	4.40	ERA	2.77	ERA	3.94	ERA	4.77	ERA	4.91	ERA	3.90
ERA Rank	21st	ERA Rank	2nd	ERA Rank	9th	ERA Rank	23rd	ERA Rank	21st	ERA Rank	10th
Strikeouts	173	Strikeouts	146	Strikeouts	142	Strikeouts	111	Strikeouts	129	Strikeouts	39
Walks	69	Walks	40	Walks	50	Walks	56	Walks	47	Walks	9
HR Allowed	16	HR Allowed	11	HR Allowed	17	HR Allowed	14	HR Allowed	19	HR Allowed	0
BAA	.261	BAA	.238	BAA	.249	BAA	.266	BAA	.260	BAA	.267

GIANTS MONTHLY BULLPEN BREAKDOWN

March/April		May		June		July		August		September	
Record	10-4	Record	4-3	Record	6-7	Record	3-5	Record	6-4	Record	1-1
ERA	2.52	ERA	2.43	ERA	3.97	ERA	4.09	ERA	3.69	ERA	3.68
ERA Rank	2nd	ERA Rank	2nd	ERA Rank	17th	ERA Rank	15th	ERA Rank	10th	ERA Rank	10th
Sv/Sv Opp	10/15	Sv/Sv Opp	6/10	Sv/Sv Opp	8/13	Sv/Sv Opp	2/4	Sv/Sv Opp	6/9	Sv/Sv Opp	3/4
Strikeouts	10	Strikeouts	84	Strikeouts	76	Strikeouts	100	Strikeouts	90	Strikeouts	19
Walks	33	Walks	31	Walks	41	Walks	30	Walks	34	Walks	4
HR Allowed	8	HR Allowed	6	HR Allowed	9	HR Allowed	13	HR Allowed	8	HR Allowed	2
BAA	.197	BAA	.194	BAA	.253	BAA	.255	BAA	.258	BAA	.262

#43 TRISTAN BECK ▶ RHP

Pitch Arsenal: 4-Seam FB, Slider, Curveball, Sweeper
Last Game: 9/6 at STL; SV, 3.0ip, 2h, r, er, hr, 3k (42 pitches)

- Recorded his first save of the season and third of his career on Friday...became the first Giants pitcher to have his first three saves all be 3.0ip or longer since **Claude Elliot** did so in his first four career saves from May 3-July 21, 1905.
- Has thrown 6.2 innings (105 pitches) over his last two outings.
- Posted a 6.48 ERA (12er, 16.2ip) with 16 strikeouts and a .258 opponent average across nine appearances in August.
- Recalled from Triple-A on July 25.
- Batters are 6-for-47 (.128) with 13 strikeouts off his sweeper.
- Has recorded at least four outs in 14 of 24 MLB games this season...pitched 2.0 innings in 11 of 19 games at Triple-A.

#76 SPENCER BIVENS ▶ RHP (BIV-ens)

Pitch Arsenal: Sinker, Cutter, Changeup, Slider
Last Game: 9/7 at STL; 0.2ip, 2h (12 pitches)

- Matched his season-high with 3.0 innings pitched last Sunday vs. Baltimore, allowing a pair of runs on six hits and one walk.
- Recorded at least four outs in 23 of his 46 games this year...has thrown 2.0+ innings in 16 of his 46 games.
- His 87.2 mph average exit velo ranks in the top 9% of MLB.
- Opponents are hitting .333 (29x87) off him with RISP.
- Originally signed by SF in 2022 out of the Independent Atlantic League...Bivens' career arc took him through France, the Czech Republic and multiple Indy ball teams before signing with SF.

#34 JT BRUBAKER ▶ RHP (BROO-bay-ker)

Pitch Arsenal: Sinker, Slider, Changeup, Curveball, 4-Seam FB
Last Game: 9/3 at COL; 2.1ip, 3h, 3r, 3er, bb, 2k (38 pitches)

- Selected from Triple-A Sacramento on Monday and made his first appearance with SF on Wednesday in Colorado.
- Started the season with the Yankees organization and began the year on the IL with broken ribs...made six starts on a rehab assignment and then appeared in 12 games with New York (3.38 ERA, 6er, 16.0ip) before being designated for assignment on Aug. 5...signed a minor league contract w/SF Aug. 13.
- Went 1-0 with a 1.64 ERA (2er, 11.0ip) in three games/two starts with Triple-A Sacramento.
- Was a sixth round pick by PIT in 2015 out of University of Akron.
- Made his big league debut in 2020 and has pitched in parts of four seasons in the Majors (2020-2022 w/PIT; 2025 w/NYY).
- Missed all of 2023 and most of 2024 while recovering from Tommy John surgery.

#70 JOSÉ BUTTÓ ▶ RHP (boo-TOH)

Pitch Arsenal: 4-Seam FB, Slider, Sinker, Changeup, Sweeper
Last Game: 9/7 at STL; 1.0ip, h, bb, k (12 pitches)

- Snapped his career-best streak of 37.1 innings without allowing a homer on Tuesday night...had last given up a HR on May 12.
- Has made 15 appearances with SF so far, logging a 3.07 ERA (5er, 14.2ip) with hitters batting .204 off him in that time.
- Hasn't given up a run in 12 of the 15 outings and hasn't allowed a hit in eight of those games.
- Has stranded 25 of his 38 inherited runners this season and seven of 11 since joining SF.
- Acquired on July 30 from the Mets as part of the return package for RHP Tyler Rogers.
- Spent his entire pro career with the Mets organization prior to the trade...was signed by NYM as an international amateur free agent out of Venezuela in 2017.

#93 MATT GAGE ▶ LHP

Pitch Arsenal: Slider, 4 Seam FB, Sinker, Changeup, Curveball, Sweeper
Last Game: 9/7 at STL; 0.2ip, h, k (15 pitches)

- Has allowed five runs across 25.2 innings (1.75 ERA) with 24 strikeouts, 26 hits and nine walks in 26 games (two teams).
- However, all five of the runs he's allowed have come in his last 10 outings w/SF (5er, 7.0ip, 11h, 4bb, 11k).
- Has allowed eight of his 12 inherited runners to score since joining SF after the All-Star break (selected from Triple-A on July 18).
- Served as the opener twice for SF...has worked 2.0 hitless, scoreless innings with two strikeouts in the two starts.
- Signed a minor league deal with SF on July 2 after spending the majority of the season in the Detroit organization.

#57 JOEY LUCCHESI ▶ LHP (loo-KAY-see)

Pitch Arsenal: 4-Seam FB, Cutter, Churve, Splitter, Sinker
Last Game: 9/6 at STL; 1.2ip, bb, k (17 pitches)

- Had a 6.75 ERA (8er, 10.2ip) with 14 hits and six walks allowed in 12 games in August...in his last six games dating to Aug. 23, however, he's yet to allow a run (6.2ip) while allowing just two hits.
- Overall, has appeared in 30 games, allowing 11 runs in 30.2 innings (3.23 ERA) with 25 strikeouts and nine walks since having his contract selected from Triple-A on June 15.
- Is working exclusively of the 'pen for the first time in his career.
- Is averaging 92.3 mph with his sinker and 92.6 mph with his four-seamer...he averaged 89.8 mph and 90.0 mph, respectively, on those pitches last season.
- Opponents have a 30.1% hard hit rate off him this season, his lowest in a full season and down from 54.8% last year.

#63 JOEL PEGUERO ▶ RHP (jo-EL peh-GAIR-oh)

Pitch Arsenal: 4 Seam FB, Sinker, Slider, Changeup
Last Game: 9/7 at STL; 1.2ip, h, 3k (25 pitches)

- Earned his first career win on Wednesday at Colorado.
- Made his Major League debut on August 21 in San Diego, tossing 2.0-scoreless innings with two hits allowed...touched 102.1 mph, the hardest pitch thrown by a Giants pitcher this season.
- Has yet to give up a run across 10.2ip in seven MLB appearances.
- Has thrown 60 pitches at 100 mph or faster (out of 151 total pitches).
- Had his contract selected from Triple-A Sacramento on August 21.
- Overall he had a 5.10 ERA (24er, 42.1ip) in 35 Triple-A outings.
- Averaged 99.9 mph with his four-seam fastball at Triple-A, 100.1 mph with his sinker and 92.0 mph with his slider.
- Signed by SF as a minor league free agent this past offseason and was a non-roster invite to camp...won the club's Barney Nugent award for best newcomer in his first-career ML Spring Training.

#74 RYAN WALKER ▶ RHP

Pitch Arsenal: Sinker, Slider
Last Game: 9/6 at STL; L, BS, 0.0ip, 4h, 3r, 3er, hb (16 pitches)

- Returned to the closer role with **Randy Rodríguez** out for the year.
- Failed to record an out Saturday night for the first time in his career.
- Since July 1, Walker has a 2.86 ERA (7er, 22.0ip) with 25 strikeouts compared to five walks in 24 games.
- Has stranded 14 of his 22 inherited runners this season.
- Also served as the Giants closer prior to May 26...was 9-for-11 in save opps and had a 5.00 ERA (10er, 18.0ip) during that stretch (first 20g).
- Since then, he is 4-3 with four saves, seven holds and a 3.25 ERA (13er, 36.0ip) in 38 games.
- His 86.7 mph average exit velocity is in the top 7% of MLB.

#67 KEATON WINN ▶ RHP

Pitch Arsenal: 4-Seam FB, Two-Seam FB, Splitter, Slider
Last Game: 9/1 at COL; 2.0ip, 2h, k (28 pitches)

- Has made four appearances w/SF this year (6.0ip, 6h, 2er, bb, 6k).
- Recalled from Triple-A on August 26.
- Was 1-1 with a 8.86 ERA (21er, 21.1ip), 1.78 WHIP and .330 BAA in 13 games (three starts) with the River Cats this year.
- Made 12 starts for SF to start the 2024 season, going 3-8 with a 7.16 ERA (44er, 55.1ip), 1.37 WHIP and a .268 opposing average.
- Was placed on the IL mid-June with right elbow inflammation and underwent season-ending surgery to reposition the ulnar nerve on July 29, 2024.

GIANTS BULLPEN PITCHES THROWN - LAST 5 DAYS

Pitcher	Sun	Sat	Fri	Thurs	Wed
Tristan Beck (R)	--	--	42	--	--
Spencer Bivens (R)	12	--	--	--	--
JT Brubaker (R)	--	--	--	--	38
José Buttó (R)	12	4	--	--	--
Matt Gage (L)	15	--	15	--	--
Joey Lucchesi (L)	--	17	--	--	--
Joel Peguero (R)	25	--	--	--	15
Ryan Walker (R)	--	16	--	--	9
Keaton Winn (R)	--	--	--	--	--

BATTERS INFORMATION

#2 WILLY ADAMES ▶ IF (ah-DAH-mess)

Yesterday: 0x2, 2bb, 2k **Hit Streak:** -2 (0x5)
STL Series: 1x10, r, hr, 2rbi, 2bb, 4k, hbp (3g) **Last HR:** 9/5 at STL
Road Trip: 4x18, 2r, 2hr, 6rbi, 3bb, 6k, hbp, sf (6g)

- ▶ Logged a career-best eight-game RBI streak from 8/27-9/5...it was the longest RBI streak by a Giant since **Pablo Sandoval** (9g) in 2014.
- ▶ Last 15 games: 15x53 (.283), 12 runs, 7 HRs, 15 RBI, 8bb, 3sb.
- ▶ Is the first Giant since **Barry Bonds** (2007) to enter Sept. w/ 25+ HRs.
- ▶ His nine homers in August were the most by a Giant in a single month since **Brandon Belt** (also nine, Sept/Oct. 2021).
- ▶ Has eight homers in his last 15 games with a PA and has 12 XBH in his last 35 games dating to July 29 (all homers).
- ▶ His 22 homers since June 10 are fourth-most in the NL in that span.
- ▶ Adames' 22 go-ahead RBI in 2025 are tied for fifth-most in the NL.
- ▶ Has been worth +9 Outs Above Average since the start of May.
- ▶ Has appeared in 141 of SF's 143 games this season.

#14 PATRICK BAILEY ▶ C

Yesterday: 0x2, k off the bench **Hit Streak:** -2 (0x5)
STL Series: 3x10, r, rbi, 3k (3g) **Last HR:** 9/2 at COL
Road Trip: 7x21, 5r, hr, 4rbi, hbp, 6k, sb (6g)

- ▶ Has 2+ hits in three of his last five games (7-for-18) entering today.
- ▶ Is 11-for-40 (.275) with a HR & six RBI in his last 12g (since Aug 23).
- ▶ Behind the plate, Bailey leads MLB with +21 Catcher Framing Runs overall ...he's worth +9 in the strike zone (keeping strikes a strike) and +11 on balls outside the zone (turning them into strikes).
- ▶ Also ranks among MLB's best in Defensive Runs Saved (+21, 1st), shadow strike rate (47.4%, 2nd) and pop time to 2B (1.87s, T-3rd).

#26 MATT CHAPMAN ▶ IF

Yesterday: 1x3, rbi, bb **Hit Streak:** 4 (7x14)
STL Series: 4x10, 2r, 2b, rbi, hbp, 2bb, k (3g) **Last HR:** 9/3 at COL
Road Trip: 7x18, 4r, 2 2b, 2hr, 5rbi, hbp, 4bb, 2k (6g)

- ▶ Reinstated from the 10-day IL on Aug. 23...missed 9g with right hand inflammation...is 14x45 (.311) w/ four homers, 11 RBI and 10 walks (1.083 OPS) since returning (14g).
- ▶ Had his second multi-homer game of the season on Wednesday and the 14th of his career.
- ▶ Has been worth +5 OAA and +5 DRS at third base this season.
- ▶ Since the start of last season, the Giants are 57-20 when Chapman records an RBI in a game and 33-10 when he homers.

#16 RAFAEL DEVERS ▶ IF

Yesterday: 1x4, r, rbi **Hit Streak:** 1 (1x4)
STL Series: 3x11, 2r, hr, 3rbi, 2bb, 2k (3g) **Last HR:** 9/5 at STL
Road Trip: 7x25, 6r, 3hr, 7rbi, 3bb, 6k (6g)

- ▶ Slashing .333/.420/.717 with seven HRs and 18 RBI in last 16 games.
- ▶ Named NL Co-Player of the Week on Tuesday...went 11x23 (.478) with two 2Bs, three HRs, 10 RBI & four walks in six games last week.
- ▶ His 12 homers since August 1 are tied for second-most in the NL.
- ▶ Slashing .253/.357/.479 with 12 doubles, 16 homers, 42 RBI, 42 walks and 89 strikeouts in 71 games with SF.
- ▶ Hitting .293 with a 1.014 OPS, 12 HRs and 27 RBI in his last 34 games ...had a .692 OPS with four HRs and 15 RBI in his first 37g with SF.
- ▶ Ranks among MLB top-10 with 98 walks (3rd), 100 RBI (7th) and a .380 OBP (9th).
- ▶ Is currently averaging career-bests in walk rate (15.2%) and hard hit rate (56.1%)...both rank in the top 2% of MLB.

#41 WILMER FLORES ▶ IF

Yesterday: 1x1, 2b as a ph **Hit Streak:** 3 (3x10)
STL Series: 1x1, 2b (1g) **Last HR:** 9/2 at COL
Road Trip: 3x10, r, 2b, hr, 3rbi, bb, 2k (3g)

- ▶ Is 6-for-13 with two doubles, four RBI and a walk as a pinch hitter...his .462 BA as a PH is second-best in the Majors (min. 15 PA).
- ▶ Has three homers in his last 12 games...had 2 HRs in 58 games prior.
- ▶ Had 41 RBI in his first 44 games...has just 26 RBI in his last 70g.
- ▶ Batting .333 (33x99) with seven HRs and 55 RBI with runners in scoring position...the .333 average w/ RISP is sixth-best in the NL.
- ▶ SF is 31-10 this season when he drives in a run & 11-2 when he homers.

#61 DREW GILBERT ▶ OF

Yesterday: 0x3, r, bb **Hit Streak:** -1 (0x3)
STL Series: 2x10, r, 2b, 2rbi, 2bb, k, cs, sf (3g) **Last HR:** 9/3 at COL
Road Trip: 7x18, 5r, 2b, 2hr, 5rbi, 3bb, k, cs, sf (6g)

- ▶ Is 12-for-29 (.414) with eight runs, four doubles, a triple, two homers and 10 RBI over his last nine games since August 29.
- ▶ Had first career 4-hit game Monday, making him the first Giants pos. player with 4+ hits when batting 9th...became the first SF rookie since **Mike Yastrzemski** (2019) with back-to-back 3+ hit games.
- ▶ Is 15x60 (.250) with eight XBHs & 12 RBI in 23 games w/SF.
- ▶ Had contract selected on August 8, making his MLB debut that night
- ▶ Acquired from the Mets on July 30 in the Tyler Rogers trade.
- ▶ Is SF's No. 8 prospect on *MLB Pipeline* & No. 9 on *Baseball America*.

#21 ANDREW KNIZNER ▶ C (KIZZ-ner)

Yesterday: 0x1, r, bb, k **Hit Streak:** -1 (0x1)
STL Series: 0x1, r, bb, k (1g) **Last HR:** 6/13 at LAD
Road Trip: 0x1, r, bb, k (1g)

- ▶ Is 11x38 (.289) with seven runs and two RBI in his last 17 games.
- ▶ Had his contract purchased from Triple-A Sacramento on June 4.
- ▶ Is 14x67 (.209) with a homer and three RBI in 28g for SF (24 starts).

#50 CHRISTIAN KOSS ▶ IF (KAWSS)

Yesterday: 0x0 off the bench **Hit Streak:** 1 (1x4)
STL Series: 0x0 (1g) **Last HR:** 8/5 at PIT
Road Trip: 1x6, r (3g)

- ▶ Is 4x30 (.133) with nine strikeouts in his last 11 games.
- ▶ Owns a .797 OPS with six XBH and 14 RBI in 33 home games...has a .510 OPS with three XBH and four RBI in 31 road games.
- ▶ Can play all around the infield between second, third and short.
- ▶ Has appeared in games at 2B (40), 3B (13), SS (6) and pitcher (4).

#51 JUNG HOO LEE ▶ OF (jung who)

Yesterday: 0x4, 2k **Hit Streak:** -1 (0x4)
STL Series: 6x13, 2r, 3b, rbi, 2k (3g) **Last HR:** 8/19 at SD
Road Trip: 9x19, 3r, 3b, rbi, 2bb, 2k (5g)

- ▶ Went 9-for-19 with three runs, a triple and an RBI in 5g on the trip.
- ▶ Hit safely in 27 of his last 31 games (39x119, .328)...his .328 average since August 1 is seventh-best in the Majors.
- ▶ Is the fifth Giant in SF history with 30+ doubles and 10+ triples in a single season.
- ▶ Is hitting .308 with a .797 OPS, 19 XBH & 15 RBI in 52g since July 2.
- ▶ His 11 triples are tied for third-most in MLB and most by a Giant in a single season since **Brandon Crawford** also had 11 triples in 2016.
- ▶ His 11.4% strikeout rate ranks in the top 6% of MLB.
- ▶ Has appeared in 134 games for SF this year...the last time he played in more games was 2022 (142g) with the KBO's Kiwoom Heroes.

#29 LUIS MATOS ▶ OF (MAH-tose)

Yesterday: -- **Hit Streak:** -1 (0x4)
STL Series: 0x4, k (1g) **Last HR:** 8/29 vs. BAL
Road Trip: 2x12, r, bb, 2k (3g)

- ▶ Recalled from Triple-A on August 21 and has been on a tear since, going 18x49 (.367) with 11 runs, three 2Bs, a triple, three HRs, eight RBI, three walks & two stolen bases in 14 games.
- ▶ This is his third stint on the MLB roster this year.
- ▶ Hit .260 with 22 runs, nine 2B, seven HR and 22 RBI in 32 AAA gms.

#58 GRANT McCRAY ▶ OF

Yesterday: -- **Hit Streak:** -6 (0x14)
STL Series: -- **Last HR:** 9/7/24 at SD
Road Trip: 0x0 (2g)

- ▶ Recalled from Triple-A last Monday.
- ▶ Went 2x20 with 10 strikeouts in 10 games his first call-up this year.
- ▶ Hit .250 (111x444) with 19 doubles, five triples, 15 home runs, 71 RBI and 55 walks in 110 games with the River Cats this year.

#17 HELIOT RAMOS ▶ OF (Elliott)

Yesterday: 0x4, 2k **Hit Streak:** -1 (0x4)
STL Series: 2x10, r, 2k (2g) **Last HR:** 8/27 vs. CHC
Road Trip: 6x24, 4r, rbi, hbo, 6k (5g)

- ▶ Is 16x48 (.333) with a homer and six RBI in his past 11 games.
- ▶ Has reached base in 39 of his last 45g (.338 OBP) dating to July 12.
- ▶ Worth -9 outs above average in LF, tied for the worst mark among left fielders in MLB...his nine errors are the most by a LF in MLB.
- ▶ 12 of his 16 homers have come vs. RHP.
- ▶ Has started 138 of the Giants' 143 games, 133 in LF and three as DH.
- ▶ His 17 HBPs are fifth-most in MLB and most by a Giant since **Ron Hunt** in 1970 (26).

#10 CASEY SCHMITT ▶ IF

Yesterday: -- **Hit Streak:** -1 (0x3)
STL Series: 2x8, r, 2b, 2rbi, 5k, sf (2g) **Last HR:** 9/2 at COL
Road Trip: 4x17, 3r, 2b, hr, 3rbi, hbp, bb, 7k, sf (5g)

- ▶ Left last Monday's game w/ right elbow contusion after getting HBP.
- ▶ Is 8x43 (.186) with a 2B, homer and five RBI in his last 12 games.
- ▶ Has an .794 OPS against RHPs and a .559 OPS vs. LHP.
- ▶ Has made 71 starts (12 at 1st, 34 at 2B, 22 at 3rd, 1 at SS, 1 at DH).

#7 DOMINIC SMITH ▶ IF

Yesterday: 1x3, rbi, 2k **Hit Streak:** 8 (12x33)
STL Series: 5x12, r, 2 2b, rbi, 2k (3g) **Last HR:** 8/29 vs. BAL
Road Trip: 8x22, 2r, 2 2b, 3rbi, 3k (5g)

- ▶ Hit safely in 29 of his last 32 games dating to July 18 (.333, 38x114) with nine XBH, 21 RBI and 16 runs scored.
- ▶ Enters tonight riding an eight-game hitting streak, the third-longest active streak in MLB.
- ▶ Is 41-for-his-last-129 (.318) with 11 XBH and 23 RBI in his last 38 games since July 4...was 4x33 in 12g from June 15-July 3.
- ▶ Is 6-for-8 with a double, two RBI and a walk as a pinch-hitter this year...is a career .306 hitter (33x108) in pinch-hit situations.**PAGE 5**

GIANTS RUN INFORMATION										
Team	1	2	3	4	5	6	7	8	9	10+
Giants	71	62	65	70	76	94	59	48	54	19
Opponents	66	63	75	65	85	76	54	49	46	13

WALK-OFF WINS (10)		
Player	Date	Play Result
Willy Adames	4/4 vs. SEA	Single
Wilmer Flores	4/6 vs. SEA	Single
Mike Yastrzemski	4/9 vs. CIN	Home Run
Patrick Bailey	4/26 vs. TEX	Single
Heliot Ramos	4/27 vs. TEX	Single
Wilmer Flores	5/17 vs. ATH	Walk
Tyler Fitzgerald	6/6 vs. ATL	Wild Pitch
Matt Chapman	6/7 vs. ATL	Home Run
Patrick Bailey	7/8 vs. PHI	Home Run
Jung Hoo Lee	8/28 vs. CHC	Single

WALK-OFF LOSSES (6)		
Player	Date	Play Result
Jo Adell	4/20 at LAA	Double
DaShawn Keirse y Jr.	5/11 at MIN	Single
Orlando Arcia	6/12 at COL	Single
Isiah Kiner-Falefa	8/4 at PIT	Fielder's Choice
William Contreras	8/22 at MIL	Home Run
Jordan Walker	9/6 at STL	Double

CAREER GAME-ENDING HITS & WALK-OFF RBI		
Player	Hits (Last)	RBI (last)
Adames	6 (4/4/25 vs. SEA, 1B)	6 (4/4/25 vs. SEA, 1B)
Bailey	5 (7/8/25 vs. PHI, IPHR)	5 (7/8/25 vs. PHI, IPHR)
Chapman	4 (6/7/25 vs. ATL, HR)	4 (6/7/25 vs. ATL, HR)
Devers	5 (5/24/25 vs. BAL)	5 (5/24/25 vs. BAL)
Fitzgerald	--	--
Flores	9 (4/6/25 vs. SEA, 1B)	14 (5/17/25 vs. ATH, BB)
Knizner	--	--
Koss	--	--
Lee	1 (8/28/25 vs. CHC, 1B)	1 (8/28/25 vs. CHC, 1B)
Matos	--	1 (5/28/24 vs. PHI, SF)
Ramos	--	--
Smith	2 (6/25/21 vs. PHI, 1B)	2 (6/25/21 vs. PHI, 1B)

GIANTS CAREER MILESTONES TRACKER			
Player	Stat	Total	Approaching
Adames	Doubles	190	200
Bivens	Strikeouts	88	100
Buttó	Games	89	100
Chapman	Hits	989	1,000
Chapman	Doubles	248	250
Devers	Doubles	285	300
Flores	RBI	599	600
Knizner	RBI	88	100
Smith	RBI	289	300
Webb	Strikeouts	964	1,000
Winn	Strikeouts	89	100

CATCHER'S LOG					
Catcher	Inn	CS	SB	CS%	PB
Patrick Bailey	895.2	23	52	30.7%	6
Andrew Knizner	199.0	4	14	22.2%	0
Sam Huff	148.1	7	17	29.2%	1
Logan Porter	21.2	0	0	-	0
Total	1264.2	34	83	29.1%	7

OUTFIELD ASSISTS (20)	
Player	Total
Mike Yastrzemski	9
Jung Hoo Lee	7
Heliot Ramos	3
Jerar Encarnacion	1

2025 INSTANT REPLAY INFORMATION				
Team	Challenges	Won	Lost	Rate
Giants	41	23	18	56%
Opponents	38	23	15	61%

GIANTS EJECTIONS (7)		
Date	Player/Coach	Umpire
5/11 @ MIN	Bob Melvin	Ramon De Jesus
5/27 @ DET	Bob Melvin	Tony Randazzo
6/30 @ AZ	Bob Melvin	Quinn Wolcott
7/20 @ TOR	Justin Verlander	Chad Whitson
9/2 @ COL	Matt Chapman	Phil Cuzzi
9/2 @ COL	Willy Adames	Phil Cuzzi
9/3 @ COL	Bob Melvin	Dan Bellino

2025 GIANTS RECORD WHEN...							
Overall	72-71	Series Opener at Home	9-13	Tied After 6	8-10	Hit 2+ HR	33-8
Home	35-34	Series Opener on Road	13-11	Tied After 7	7-7	Scored 3 or Fewer Runs	16-49
Road	37-37	By Series	23-20-3	Tied After 8	9-4	Scored 4 or More Runs	56-22
Day	30-31	By Home Series	10-11-1	Behind After 6	12-52	Scored 5 or More Runs	44-12
Night	42-40	By Road Series	13-9-2	Behind After 7	10-57	Allowed 3 or Fewer Runs	51-23
Current Streak	L2	Rubber Games	13-8	Behind After 8	5-62	Allowed 4 or More Runs	21-48
Last 5 Games	3-2	Sweeps/Were Swept	6-8	Division Games	16-20	Allowed 5 or More Runs	13-39
Last 10 Games	7-3	Scored First	49-27	Vs. Other Divisions	56-51	More Hits than Opponent	42-14
March	3-1	Opponent Scored First	23-44	Vs. A.L. Teams	24-24	Fewer Hits than Opponent	24-53
April	16-11	1-run games	26-26	Vs. N.L. Teams	48-47	Committed No Errors	47-31
May	13-14	1 or 2 run games	37-44	Vs. A.L. East	7-8	Committed 1 or More Errors ..	25-40
June	13-14	Comeback Wins	34-32	Vs. A.L. Central	3-12	Before All-star Game	52-45
July	9-15	Last AB Wins	20-12	Vs. A.L. West	14-4	After All-star Game	20-26
August	14-14	Walkoff Wins	10-6	Vs. N.L. East	16-15	Starter Goes at least 5 inn	59-42
September	4-2	Extra Innings	7-6	Vs. N.L. Central	16-12	Starter Goes at least 6 inn	30-29
Vs. LHSP	16-24	Led After 6	51-9	Vs. N.L. West	16-20	Starter Goes at least 7 inn	13-7
Vs. RHSP	56-47	Led After 7	54-7	Hit 0 HR	17-32		
Series Opener	22-24	Led After 8	57-5	Hit 1+ HR	55-39		

HOME RUN BREAKDOWNS

Player	Total	RUNNERS ON				SPLITS				SCORE			STATCAST MAX			
		0	1	2	3	vL	vR	Home	Away	Tied Game	Go Ahead	Team W-L	EV (mph)	Distance (ft)	Bat Speed (mph)	Last HR
Willy Adames	27	21	6	-	-	10	17	10	17	2	11	13-10	108.8	452	76.3	9/5 @ STL
Patrick Bailey	3	1	1	1	-	-	3	2	1	-	1	2-1	103.4	414	75.6	9/2 @ COL
Matt Chapman	20	8	10	1	1	3	17	11	9	1	5	13-5	110.7	450	83.3	9/3 @ COL
Rafael Devers	16	10	3	3	-	4	12	8	8	1	8	10-4	114.5	438	81.2	9/5 @ STL
Wilmer Flores	15	6	4	4	1	5	10	7	8	2	7	11-2	106.8	399	70.3	9/2 @ COL
Drew Gilbert	3	2	1	-	-	-	3	1	2	-	-	3-0	109.8	407	73.8	9/3 @ COL
Andrew Knizner	1	1	-	-	-	1	-	-	1	-	-	1-0	106.5	397	73.5	6/13 @ LAD
Christian Koss	3	-	2	-	1	-	3	2	1	-	2	2-1	107.6	419	77.1	8/5 @ PIT
Jung Hoo Lee	7	2	2	3	-	3	4	2	5	-	3	4-2	105.4	406	78.1	8/19 @ SD
Luis Matos	8	4	3	1	-	5	3	3	5	2	2	5-3	105.5	424	76.7	8/29 vs. BAL
Grant McCray	-	-	-	-	-	-	-	-	-	-	-	-	-	-	-	-
Heliot Ramos	16	10	6	-	-	4	12	7	9	-	7	8-8	112.8	430	81.2	8/27 vs. CHC
Casey Schmitt	10	5	1	2	2	1	9	2	8	-	1	8-2	111.6	423	81.4	9/2 @ COL
Dominic Smith	4	1	2	1	-	-	4	2	2	1	-	2-2	106.7	433	76.1	8/29 vs. BAL
Team Totals	152	85	44	18	5	40	112	63	89	-	-	-	114.5	452	83.3	-
Opponent Totals	123	72	41	9	1	32	91	65	58	-	-	-	115.4	484	85.6	-

2-HOMER GAMES (10)

Player (Career)	Date
Jung Hoo Lee (1)	4/13 @ NYY
Willy Adames (8)	5/4 vs. COL
Wilmer Flores (10)	5/16 vs. ATH
Willy Adames (9)	7/19 at TOR
Rafael Devers (20)	7/23 at ATL
Matt Chapman (13)	7/27 vs. NYM
Willy Adames (10)	8/22 at MIL
Rafael Devers (21)	8/27 vs. CHC
Willy Adames (11)	8/28 vs. CHC
Matt Chapman (14)	9/3 at COL

3-HOMER GAMES (1)

Player (Career)	Date
Wilmer Flores (1)	5/16 vs. ATH

GRAND SLAMS (5)

Player (Career)	Date
Matt Chapman (3)	5/3 vs. COL
Wilmer Flores (7)	5/16 vs. ATH
Christian Koss (1)	5/13 vs. AZ
Casey Schmitt (1)	6/13 @ LAD
Casey Schmitt (2)	6/14 @ LAD

LEADOFF HOME RUNS (6)

Player (Career)	Date
Heliot Ramos (1)	5/1 vs. COL
Heliot Ramos (2)	5/18 vs. ATH
Mike Yastrzemski (6)	6/25 vs. MIA
Mike Yastrzemski (7)	7/2 at AZ
Heliot Ramos (3)	8/18 at SD
Jung Hoo Lee (2)	8/19 at SD

WALK-OFF HOME RUNS (3)

Player (Career)	Date
Mike Yastrzemski (5)	4/9 vs. CIN
Matt Chapman (3)	6/7 vs. ATL
Patrick Bailey (3)	7/8 vs. PHI (IP)

BACK-TO-BACK HOMERS (4)

Player	Date
Gilbert/Fitzgerald	8/17 vs. TB
Ramos/Devers	8/18 at SD
Devers/Adames	8/21 at SD
Devers/Adames	9/5 at STL

SPLASH HIT HOME RUNS (2)

Player (Career)	Date
Mike Yastrzemski (7)	4/9 vs. CIN (10th)
Dominic Smith (1)	8/29 vs. BAL (4th)

PINCH-HIT HOMERS (3)

Player (Career)	Date
LaMonte Wade Jr. (2)	4/2 @ HOU
Daniel Johnson (2)	6/15 @ LAD
Luis Matos (1)	7/13 vs. LAD

INSIDE-THE-PARK HOMERS (1)

Player (Career)	Date
Patrick Bailey (1)	7/8 vs. PHI (WO)

TOP-5 HR BY EXIT VELOCITY (MPH)

PLAYER	STAT	DATE
Rafael Devers	114.5	9/1 @ COL
Heliot Ramos	112.8	5/1 vs. COL
Casey Schmitt	111.6	6/22 vs. BOS
Heliot Ramos	111.4	5/28 @ DET
Jerar Encarnacion	111.4	8/6 @ PIT

TOP-5 HR BY DISTANCE (FT)

PLAYER	STAT	DATE
Willy Adames	452	6/11 @ COL
Matt Chapman	450	9/3 @ COL
Jerar Encarnacion	442	8/6 @ PIT
Willy Adames	439	6/10 @ COL
Rafael Devers	438	6/26 vs. MIA

TOP-5 HR BY BAT SPEED (MPH)

PLAYER	STAT	DATE
Matt Chapman	83.3	4/17 @ PHI
Sam Huff	82.9	4/20 @ LAA
Casey Schmitt	81.4	6/22 vs. BOS
Heliot Ramos	81.2	8/18 @ SD
Rafael Devers	81.2	8/9 vs. WSH

DAY-BY-DAY

	GM	Date	D/N	OPP	W/L	SCORE	W-L-SV	RECORD	POS	GB/GA	ATT		GM	Date	D/N	OPP	W/L	SCORE	W-L-SV	RECORD	POS	GB/GA	ATT
1	3/27	D	at CIN	W	6-4	Rogers-Gibaut-Walker	1-0	T2	-1.0	43,876*		98	7/18	N	at TOR	L	0-4	Bassitt-Verlander	52-46	3	-6.0	41,339*	
	3/28	Off Day										99	7/19	D	at TOR	L	3-6	Lauer-Webb-Hoffman	52-47	3	-6.0	42,015*	
2	3/29	D	at CIN	L	2-3	Lodolo-Bivens-Pagan	1-1	T3	-2.5	40,200		100	7/20	D	at TOR	L	6-8	Berrios-Ray-Rodriguez	52-48	3	-6.0	41,693*	
3	3/30	D	at CIN	W	6-3	Ray-Martinez-Doval	2-1	3	-2.0	14,089		101	7/21	N	at ATL	L	5-9	Elder-Birdsong	52-49	3	-7.0	34,857	
4	3/31	N	at HOU	W	7-2	Hicks-Blanco	3-1	3	-2.0	28,324		102	7/22	N	at ATL	W	9-0	Roupp-Daniel	53-49	3	-6.0	36,433	
5	4/1	N	at HOU	W	3-1	Webb-Wesneski-Walker	4-1	3	-2.0	30,314		103	7/23	D	at ATL	W	9-3	Verlander-Strider	54-49	3	-6.0	33,352	
6	4/2	D	at HOU	W	6-3	Rodriguez-Valdez-Doval	5-1	3	-2.0	24,114			7/24	Off Day						3	-6.0		
	4/3	Off Day										104	7/25	N	NYM	L	1-8	Holmes-Webb	54-50	3	-7.0	41,163*	
7	4/4	D	SEA	W	10-9 (11)	Bivens-Vargas	6-1	3	-1.0	40,865*		105	7/26	N	NYM	L	1-2	Peterson-Ray-Diaz	54-51	3	-7.0	39,029	
8	4/5	N	SEA	W	4-1	Ray-Miller-Walker	7-1	2	-1.0	40,886*		106	7/27	D	NYM	L	3-5	Butto-Rodriguez-Diaz	54-52	3	-7.0	40,124*	
9	4/6	D	SEA	W	5-4	Doval-Santos	8-1	1	--	41,060*		107	7/28	N	PIT	L	5-6	Ramirez-Seymour-Bednar	54-53	3	-8.0	35,572	
10	4/7	N	CIN	L	0-2	Greene-Doval-Santillan	8-2	2	-0.5	30,138		108	7/29	N	PIT	L	1-3	Ashcraft-Rogers-Santana	54-54	3	-9.0	38,142	
11	4/8	N	CIN	L	0-1	Lodolo-Roupp-Pagán	8-3	2	-0.5	30,261		109	7/30	D	PIT	L	1-2 (10)	Mattson-Walker	54-55	3	-9.0	38,144	
12	4/9	D	CIN	W	8-6 (10)	Miller-Pagán	9-3	2	-0.5	35,186			7/31	Off Day						3	-9.0		
	4/10	Off Day										110	8/1	N	at NYM	W	4-3 (10)	Walker-Diaz-Rodriguez	55-55	3	-9.0	42,777*	
13	4/11	N	at NYN	W	9-1 (6)	Ray-Stroman	10-3	2	-0.5	35,286		111	8/2	D	at NYM	L	6-12	Garrett-Teng	55-56	3	-9.0	43,455*	
14	4/12	D	at NYN	L	4-8	Warren-Hicks	10-4	2	-1.5	35,455		112	8/3	D	at NYM	W	12-4	Whisenhunt-Montas	56-56	3	-9.0	42,876*	
15	4/13	D	at NYN	W	5-4	Webb-Rodón-Walker	11-4	2	-1.5	36,449		113	8/4	N	at PIT	L	4-5	Moreta-Rodriguez	56-57	3	-9.0	13,921	
16	4/14	N	at PHI	W	10-4	Roupp-Walker	12-4	2	-1.5	40,636		114	8/5	N	at PIT	W	8-1	Webb-Burrows	57-57	3	-9.0	18,421	
17	4/15	N	at PHI	L	4-6	Kerkering-Verlander-Strahm	12-5	2	-1.5	38,119		115	8/6	D	at PIT	W	4-2	Walker-Santana-Rodriguez	58-57	3	-8.0	14,005	
18	4/16	N	at PHI	W	11-4	Trivino-Nola	13-5	2	-1.5	38,532			8/7	Off Day						3	-8.0		
19	4/17	D	at PHI	L	4-6	Sanchez-Hicks-Alvarado	13-6	3	-2.0	41,321		116	8/8	N	WSH	W	5-0	Teng-Irvin	59-57	3	-8.0	38,679	
20	4/18	N	at LAA	L	0-2	Anderson-Webb-Jansen	13-7	3	-2.0	43,912*		117	8/9	D	WSH	L	2-4	Lord-Whisenhunt-Ferrer	59-58	3	-9.0	38,742	
21	4/19	N	at LAA	W	3-2	Roupp-Hendricks-Walker	14-7	3	-1.0	44,374*		118	8/10	D	WSH	L	0-8	Gore-Verlander	59-59	3	-9.0	40,089*	
22	4/20	D	at LAA	L	4-5	Darrell-Hicks-Walker	14-8	3	-2.0	36,026		119	8/11	N	SD	L	1-4	Darvish-Webb-Suarez	59-60	3	-9.0	31,018	
23	4/21	N	MIL	W	5-2	Birdsong-Anderson-Doval	15-8	3	-1.0	31,758		120	8/12	N	SD	L	1-5	Adam-Ray	59-61	3	-9.0	35,186	
24	4/22	N	MIL	L	3-11	Quintana-Hicks	15-9	3	-2.0	28,573		121	8/13	D	SD	L	1-11	Pivetta-Teng	59-62	T3	-10.0	35,080	
25	4/23	N	MIL	W	4-2	Webb-Peralta-Doval	16-9	T2	-1.0	29,049			8/14	Off Day						4	-10.0		
26	4/24	D	MIL	W	6-5	Rogers-Alexander-Doval	17-9	2	-0.5	28,592		122	8/15	N	TB	L	6-7	Fairbanks-Rodriguez	59-63	4	-10.0	34,172	
27	4/25	N	TEX	L	0-2	Evoaldi-Verlander-Jackson	17-10	2	-0.5	40,080*		123	8/16	N	TB	L	1-2	Uceta-Buttó-Fairbanks	59-64	4	-11.0	35,070	
28	4/26	D	TEX	W	3-2	Walker-J. Webb	18-10	1	0.5	40,153*		124	8/17	D	TB	W	7-1	Webb-Pepiot	60-64	4	-11.0	38,876	
29	4/27	D	TEX	W	3-2	Doval-Jackson	19-10	1	0.5	40,118*		125	8/18	N	at SD	W	4-3	Ray-Cortes-Rodriguez	61-64	4	-10.0	42,730*	
	4/28	Off Day										126	8/19	N	at SD	L	1-5	Pivetta-Teng	61-65	4	-11.0	40,624*	
30	4/29	N	at SD	L	4-7	Pivetta-Webb-Suarez	19-11	2	-1.0	47,345*		127	8/20	N	at SD	L	1-8	Sears-Roupp	61-66	4	-11.0	42,589*	
31	4/30	D	at SD	L	3-5	King-Roupp-Suarez	19-12	3	-2.0	37,698		128	8/21	D	at SD	L	4-8	Cease-Verlander	61-67	4	-12.0	39,156	
32	5/1	N	COL	L	3-4	Chivilli-Rogers-Agnos	19-13	3	-2.5	27,198		129	8/22	N	at MIL	L	4-5	Megill-Rodriguez	61-68	4	-12.0	41,716*	
33	5/2	N	COL	W	4-0	Ray-Senzatela	20-13	3	-2.5	35,036		130	8/23	N	at MIL	W	7-1	Webb-Anderson	62-68	4	-12.0	41,034*	
34	5/3	D	COL	W	6-3	Rodriguez-Bird-Walker	21-13	3	-2.5	40,049*		131	8/24	D	at MIL	W	4-3	Buttó-Megill-Walker	63-68	4	-11.0	42,053*	
35	5/4	D	COL	W	9-3	Webb-Márquez	22-13	3	-1.5	41,087*			8/25	Off Day						4	-11.5		
36	5/5	N	at CHC	L	2-9	Boyd-Roupp	22-14	3	-2.5	36,834		132	8/26	N	CHC	W	5-2	Verlander-Boyd-Walker	64-68	3	-11.5	35,060	
37	5/6	N	at CHC	W	14-5 (11)	Miller-Pressly	23-14	3	-1.5	37,303		133	8/27	N	CHC	W	12-3	Whisenhunt-Rea	65-68	3	-11.5	30,457	
38	5/7	D	at CHC	W	3-1	Ray-Brown-Walker	24-14	3	-1.5	31,889		134	8/28	D	CHC	W	4-3	Walker-Palencia	66-68	3	-11.0	32,187	
	5/8	Off Day										135	8/29	N	BAL	W	15-8	Bivens-Kremer	67-68	3	-10.0	40,043*	
39	5/9	N	at MIN	L	1-3	Paddack-Hicks-Coulombe	24-15	3	-2.0	21,744		136	8/30	D	BAL	L	1-11	Rogers-Seymour	67-69	4	-10.0	37,711	
40	5/10	N	at MIN	L	1-2	Ryan-Webb-Duran	24-16	3	-2.0	23,813		137	8/31	D	BAL	W	13-2	Verlander- Sugano-Bivens	68-69	3	-10.0	39,220	
41	5/11	D	at MIN	L	6-7 (10)	Duran-Walker	24-17	3	-3.0	23,551		138	9/1	D	at COL	W	8-2	Teng-Dollander	69-69	3	-9.5	28,805	
42	5/12	N	AZ	L	1-2	Kelly-Verlander-S. Miller	24-18	3	-3.5	27,387		139	9/2	N	at COL	W	7-4	Webb-Freeland-Walker	70-69	3	-8.5	18,934	
43	5/13	N	AZ	W	10-6	Ray-Pfaadt	25-18	3	-2.5	30,960		140	9/3	N	at COL	W	10-8	Peguero-Peralta-Walker	71-69	3	-7.5	19,802	
44	5/14	D	AZ	L	7-8	Thompson-Hicks-Miller	25-19	3	-3.5	30,078			9/4										

HIGHS & LOWS

TEAM BATTING	
Most At-Bats, Game	49, 4/4 vs. SEA
Most Plate Appearances, Game	56, 4/4 vs. SEA
Most Runs, Game	15, 8/29 vs. BAL
Most Runs, Inning	9, 5/6 @ CHC
Most Hits, Game	18, 2x, last: 9/5 @ STL
Most Hits, Inning	6, 2x, last: 8/31 vs. BAL
Fewest Hits, Game	2, 7/29 vs. PIT
Most Doubles, Game	5, 2x, last: 8/15 vs. TB
Most Triples, Game	2, 2x, last: 7/11 vs. LAD
Most Extra-Base Hits, Game	8, 4/9 vs. CIN
Most Home Runs, Game	4, 2x, last: 9/2 @ COL
Most Home Runs, Inning	3, 8/18 @ SD
Most Total Bases, Game	29, 9/5 @ STL
Most RBI, Game	14, 2x, last: 8/29 vs. BAL
Most Stolen Bases, Game	4, 2x, last: 6/1 @ MIA
Most Caught Stealing, Game	2, 4/21 vs. MIL
Most Walks, Game	11, 4/11 @ NYY
Most Hit-By-Pitch, Game	3, 2x, last: 7/5 @ ATH
Most Strikeouts, Game	17, 3/27 @ CIN
Most Sac Hits, Game	2, 3x, last: 7/30 vs. PIT
Most Sac Flies, Game	2, 11x, last: 8/31 vs. BAL
Most GDP, Game	3, 6x, last: 8/21 @ SD
Most Left On Base, Game	16, 4/4 vs. SEA

TEAM PITCHING	
Most Innings Pitched, Game	11.0, 3x, last: 7/13 vs. LAD
Most Runs Allowed, Game	13, 7/9 vs. PHI
Most Runs Allowed, Inning	8, 4/22 vs. MIL
Fewest Runs Allowed, Game	0, 6x, last: 8/8 vs. WSH
Most Hits Allowed, Game	17, 2x, last: 8/10 vs. WSH
Most Hits Allowed, Inning	7, 7/9 vs. PHI
Fewest Hits Allowed, Game	2, 2x, last: 6/13 @ LAD
Most Earned Runs Allowed, Game	12, 2x, last: 8/2 @ NYM
Most Doubles Allowed, Game	6, 2x, last: 7/27 vs. NYM
Most Triples Allowed, Game	3, 5/4 vs. COL
Most Home Runs Allowed, Game	4, 3x, last: 8/20 @ SD
Most Stolen Bases Allowed, Game	3, 7x, last: 8/9 vs. WSH
Most Walks Allowed, Game	10, 6/14 @ LAD
Fewest Walks Allowed, Game	0, 9x, last: 9/1 @ COL
Most Hit-By-Pitch, Game	2, 10x, last: 9/6 @ STL
Most Strikeouts, Game	16, 2x, last: 5/28 @ DET

TEAM FIELDING	
Most Errors, Game	4, 5/5 @ CHC
Most Double Plays Turned, Game	3, 5x, last: 9/1 @ COL

TEAM MISCELLANEOUS	
Longest Game, Innings	11, 3x, last: 7/13 vs. LAD
Longest Game, Time (9 Innings)	3:14, 5/14 vs. AZ
Longest Game, Time (Extra Innings)	4:03, 4/4 vs. SEA
Shortest Game, Time	1:52, 5/24 @ WSH
Largest Home Crowd	41,163, 7/25 vs. NYM
Smallest Home Crowd	27,198, 5/1 vs. COL
Largest Road Crowd	53,980, 6/15 @ LAD
Smallest Road Crowd	10,361, 5/30 @ MIA
Largest Winning Margin	11, 8/31 vs. BAL
Largest Losing Margin	-13, 7/9 vs. PHI
Largest Comeback Win	5, 2x, last: 6/4 vs. SD
Largest Lead Blown In Loss	5, 6/12 @ COL
Most Games Under .500	7, 1x, last: 8/22 (61-68)
Most Games Over .500	12, 2x, last: 6/13 (41-29)

INDIVIDUAL BATTING	
Most At-Bats	7, Willy Adames, 4/4 vs. SEA
Most Plate Appearances	7, 2x, last: Willy Adames, 4/4 vs. SEA
Most Runs	4, Rafael Devers, 8/27 vs. CHC
Most Hits	4, 10x, last: Jung Hoo Lee, 9/5 @ STL
Most Doubles	2, 13x, last: Dominic Smith, 9/5 @ STL
Most Triples	1, 26x, last: Jung Hoo Lee, 9/5 @ STL
Most Extra-Base Hits	3, 7x, last: Matt Chapman, 9/3 @ COL
Most Home Runs	3, Wilmer Flores, 5/16 vs. ATH
Most Total Bases	12, Wilmer Flores, 5/16 vs. ATH
Most RBI	8, Wilmer Flores, 5/16 vs. ATH
Most Stolen Bases	2, 2x, last: Heliot Ramos, 6/1 @ MIA
Most Caught Stealing	1, 20x, last: Drew Gilbert, 9/5 @ STL
Most Walks	3, 5x, last: Willy Adames, 7/22 @ ATL
Most Hit-By-Pitch	1, 51x, last: Willy Adames, 9/6 @ STL
Most Strikeouts	4, 6x, last: Rafael Devers, 8/15 vs. TB
Most Sac Hits	2, 2x, last: Tyler Fitzgerald, 6/22 vs. BOS
Most Sac Flies	2, 2x, last: Dominic Smith, 6/6 vs. ATL
Most GDP	2, 4x, last: Heliot Ramos, 8/21 @ SD
Most Left On Base	8, Matt Chapman, 7/6 @ ATH

INDIVIDUAL PITCHING	
Most Innings Pitched	9.0, Robbie Ray, 7/3 @ AZ
Most Runs Allowed	7, 4x, last: Justin Verlander, 8/21 @ SD
Most Hits Allowed	11, 2x, last: Justin Verlander, 8/10 vs. WSH
Fewest Hits Allowed, Complete Game	3, Robbie Ray, 7/3 @ AZ
Most Earned Runs Allowed	7, 2x, last: Hayden Birdsong, 6/26 vs. MIA
Most Home Runs Allowed	3, 2x, last: Carson Whisenhunt, 8/9 vs. WSH
Most Walks Allowed	5, 9x, last: Kai-Wei Teng, 9/7 @ STL
Most Hit-By-Pitch	2, 3x, last: Logan Webb, 8/23 @ MIL
Most Strikeouts, Reliever	6, Tristan Beck, 8/30 vs. BAL
Most Strikeouts	12, Logan Webb, 4/18 @ LAA

THE LAST TIME...

FOR THE GIANTS	
HITTING:	
Hit for the Cycle	Pablo Sandoval, Sept. 15, 2011 at COL
Grand Slam	Casey Schmitt, June 14, 2025 at LAD (9th)
Inside-the-Park Home Run.....	Patrick Bailey, July 8, 2025 vs. PHI (9th) (WO)
Homers from both sides of plate	Pablo Sandoval, Sept. 20, 2012 vs. COL
Pinch-Hit Home Run.....	Luis Matos, July 13, 2025 vs. LAD (9th)
Pinch-Hit Grand Slam	J.D. Davis, June 17, 2023 at LAD (7th)
Home Run in first ML at-bat.....	Brett Pill, September. 6, 2011 at SD
Leadoff Home Run.....	Jung Hoo Lee, August 19, 2025 at SD
Walk-off Home Run	Patrick Bailey, July 8, 2025 vs. PHI (9th)
Walk-off Grand Slam.....	Mike Yastrzemski, July 15, 2022 vs. MIL (9th)
Consecutive Walk-off Wins.....	April 26-27, 2025 vs. TEX
Five-Hit Game	Alex Dickerson, Sept. 1, 2020 at COL
Six-Hit Game.....	Andrew McCutchen, April 7, 2018 vs. LAD
Seven-Hit Game.....	Brandon Crawford, Aug. 8, 2016 at MIA
Two Hits, One Inning.....	Heliot Ramos, May 6, 2025 at CHC (11th)
Two Home Runs, One Inning.....	Pablo Sandoval, Sept. 18, 2011 at COL (4th)
Two Home Runs, Game.....	Matt Chapman, September 3, 2025 at COL
Three Home Run Game.....	Wilmer Flores, May 16, 2025 vs. ATH
Four Home Run Game	Willie Mays, April 30, 1961 at MIL
Back-to-Back HRs.....	Rafael Devers/Willy Adames, September 5, 2025 at STL (1st)
Three Consecutive HRs	Flores/Haniger/Davis, September 8, 2023 vs. COL (6th)
Three Home Runs, One Inning	September 8, 2024 at SD (6th)
Four Home Runs, One Inning	April 3, 2023 at CWS (5th)
Five Home Runs, One Inning	Aug. 23, 1961 at CIN (9th)
"Splash Home Run"	Dominic Smith, August 29, 2025 vs. BAL (4th)
Walk-Off "Splash Hit" Homer	Mike Yastrzemski, April 9, 2025 vs. CIN (10th)
Total Number of Giants "Splash HR's"	107

PITCHING:	
A Perfect Game	Matt Cain, June 13, 2012 vs. HOU
No-Hitter	Blake Snell, August 2, 2024 at CIN
No-Hitter at Home	Tim Lincecum, June 25, 2014 vs. SD
CG, One-Hitter.....	Alex Cobb, August 29, 2023 vs. CIN
10+ Innings Pitched	Mike LaCoss, Aug. 16, 1987 vs. LA
15+ Strikeouts.....	Blake Snell, July 27, 2024 vs. COL (15) (G1)
Complete Game Shutout	Blake Snell, August 2, 2024 at CIN
Back-to-Back CG Victories	Webb/Snell, July 31-Aug 2, 2024 (vs. OAK/at CIN)
Back-to-Back Individual SHO Victories..	Webb/Snell, July 31-Aug 2, 2024 (vs. OAK/at CIN)
Back-to-Back-to-Back Shutouts (Team)	May 19-21, 2015 vs. LAD

MISCELLANEOUS:	
Turn a Triple Play.....	May 30, 2008 vs. SD
Hit Into a Triple Play	Brandon Crawford, July 29, 2016 vs. WAS
Position Player Pitching	Christian Koss, August 30, 2025 vs. BAL (9th)
Three-or-more Steals, One Game.....	Tyler Fitzgerald, Aug. 8, 2024 at WSH
Straight Steal of Home	Omar Vizquel, June 13, 2008 vs. OAK (2nd)

AGAINST THE GIANTS	
HITTING:	
Hit for the Cycle	Eddie Rosario (ATL), Sept. 19, 2021 at SF
Grand Slam	Christian Yelich, April 22, 2025 vs. MIL (6th)
Inside-the-Park Home Run.....	Stuart Fairchild, May 10, 2024 vs. CIN (8th)
HRs from both sides of plate	Lance Berkman, April 13, 2006 vs. HOU
Pinch-Hit Home Run.....	Ryan O'Hearn, August 18, 2025 at SD (7th)
Pinch-Hit Grand Slam	Ty Kelly, Aug. 19, 2017 vs. PHI
Home Run in first ML at-bat.....	Adam Wainwright, May 24, 2006 vs. STL
Leadoff Home Run.....	James Wood, August 10, 2025 vs. WSH
Walk-off Home Run	William Contreras, August 22, 2025 at MIL (9th)
Walk-off Grand Slam.....	Howie Kendrick, Aug. 13, 2017 (GM 2) at WAS
Home Run by a Pitcher	Jake Arrieta, June 3, 2018 vs. PHI
Five-Hit Game	Nelson Cruz, April 29, 2023 at SD * (CDMX)
Six-Hit Game.....	Rondell White, June 11, 1995 vs. MON
Seven-Hit Game.....	None
Two Hits, One Inning.....	Jake Bauers, April 22, 2025 vs. MIL (6th)
Two Home Runs, One Inning.....	Mike Lansing, May 7, 1997 vs. MON
Two Home Runs, Game.....	Shohei Ohtani, June 15, 2025 at LAD
Three Home Run Game.....	Jack Suwinski, June 19, 2022 at PIT
Four Home Run Game	None
Back-to-Back HR	RPaul DeJong/Josh Bell, August 9, 2025 vs. WSH (3rd)
Back-to-Back HR to lead off game	Mookie Betts/Max Muncy, June 28, 2021 at LAD
Three Consecutive HRs	Suárez/Winker/Dietrich, May 5, 2019 at CIN (1st)
Three Home Runs, One Inning.....	July 1, 2023 at NYM (3rd)
Four Home Runs, One Inning	May 20, 2001 at ATL (7th)
Five Home Runs, One Inning	None
"Splash Home Run"	Ronny Mauricio, July 27, 2025 vs. NYM (7th)
Total Number of "Splash HR's"	66

PITCHING:	
A Perfect Game	None
No-Hitter	Homer Bailey, July 2, 2013 at CIN
No-Hitter at SF.....	Kevin Brown, June 10, 1997 at SF
CG, One-Hitter.....	Germán Márquez, April 14, 2019 vs. COL
10+ Innings Pitched	Cliff Lee, April 18, 2012 vs. PHI (10)
15+ Strikeouts.....	Clayton Kershaw, Sept. 2, 2015 at LAD
Complete Game Shutout	Logan Gilbert, July 4, 2023 vs. SEA
Back-to-Back CG Wins	Kershaw/Rusin, Sept. 2-3, 2015 at LAD/at COL
Back-to-Back-Back Shutouts (Team)	April 7-8, 2025 (vs. CIN)

MISCELLANEOUS:	
Turn a Triple Play.....	(WAS), July 29, 2016 at AT&T Park (8th)
Hit Into a Triple Play	(SD), May 30, 2004 at AT&T Park (8th)
Position Player Pitching	Alex Jackson , August 31, 2025 vs. BAL (8th)
Three-or-more Steals, One Game.....	Dylan Moore, August 25, 2024 at SEA
Straight Steal of Home	Paul Lo Duca (LAD), June 24, 2004 at AT&T Park (4th)

ARIZONA PITCHERS VS. GIANTS

STATS UPDATED THROUGH SEPTEMBER 6, 2025 AND INCLUDE REGULAR & POSTSEASON STATS

vs. Kyle Backhus

Career	BA	OBP	SLG	AB	H	2B	3B	HR	BB	K
Willy Adames	-	1.000	-	0	0	0	0	0	1	0
Rafael Devers	.000	.000	.000	1	0	0	0	0	0	1

vs. Jalen Beeks

Career	BA	OBP	SLG	AB	H	2B	3B	HR	BB	K
Willy Adames	.333	.500	1.333	3	1	0	0	1	1	0
Patrick Bailey	.000	.000	.000	1	0	0	0	0	0	0
Matt Chapman	.000	.000	.000	7	0	0	0	0	0	2
Rafael Devers	.091	.167	.182	11	1	1	0	0	1	3
Wilmer Flores	.000	.000	.000	1	0	0	0	0	0	1
Jung Hoo Lee	.000	.000	.000	2	0	0	0	0	0	1
Luis Matos	.000	.000	.000	1	0	0	0	0	0	0
Heliot Ramos	.000	.000	.000	3	0	0	0	0	0	0
Dominic Smith	.000	.000	.000	3	0	0	0	0	0	2

vs. Nabil Crismatt

Career	BA	OBP	SLG	AB	H	2B	3B	HR	BB	K
Willy Adames	1.000	1.000	1.000	1	1	0	0	0	1	0
Wilmer Flores	.111	.200	.111	9	1	0	0	0	1	1
Andrew Knizner	.500	.500	.500	2	1	0	0	0	0	0
Luis Matos	1.000	1.000	1.000	1	1	0	0	0	0	0
Casey Schmitt	1.000	1.000	1.000	1	1	0	0	0	0	0
Dominic Smith	-	1.000	-	0	0	0	0	0	1	0

vs. John Curtiss

Career	BA	OBP	SLG	AB	H	2B	3B	HR	BB	K
Willy Adames	.500	.500	1.000	2	1	1	0	0	0	0
Matt Chapman	.000	.000	.000	1	0	0	0	0	0	0
Rafael Devers	.333	.333	.333	3	1	0	0	0	0	1
Wilmer Flores	.000	.333	.000	2	0	0	0	0	1	0
Andrew Knizner	.500	.500	.500	2	1	0	0	0	0	0
Christian Koss	1.000	1.000	2.000	1	1	1	0	0	0	0
Heliot Ramos	.000	.000	.000	2	0	0	0	0	0	0
Dominic Smith	.000	.500	.000	1	0	0	0	0	0	0

vs. Anthony DeSclafani

Career	BA	OBP	SLG	AB	H	2B	3B	HR	BB	K
Patrick Bailey	.000	.000	.000	1	0	0	0	0	0	1
Rafael Devers	.000	.000	.000	1	0	0	0	0	0	1
Wilmer Flores	.500	.500	.500	2	1	0	0	0	0	0
Andrew Knizner	.250	.250	.250	4	1	0	0	0	0	3
Luis Matos	1.000	1.000	2.000	1	1	1	0	0	0	0
Dominic Smith	.286	.375	.286	7	2	0	0	0	1	0

vs. Andrew Saalfrank

Career	BA	OBP	SLG	AB	H	2B	3B	HR	BB	K
Willy Adames	.000	.000	.000	1	0	0	0	0	0	0

vs. Ryan Thompson

Career	BA	OBP	SLG	AB	H	2B	3B	HR	BB	K
Willy Adames	.400	.400	.600	5	2	1	0	0	0	2
Patrick Bailey	.500	.500	.500	2	1	0	0	0	0	0
Matt Chapman	.600	.600	.600	5	3	0	0	0	0	1
Rafael Devers	.000	.000	.000	1	0	0	0	0	0	0
Wilmer Flores	.000	.000	.000	1	0	0	0	0	0	0
Jung Hoo Lee	.000	.500	.000	1	0	0	0	0	1	0
Luis Matos	.000	.000	.000	1	0	0	0	0	0	1
Heliot Ramos	1.000	1.000	1.000	2	2	0	0	0	0	0
Dominic Smith	.000	.000	.000	2	0	0	0	0	0	1

vs. Jake Woodford

Career	BA	OBP	SLG	AB	H	2B	3B	HR	BB	K
Willy Adames	.571	.625	1.143	7	4	1	0	1	1	1
Patrick Bailey	.500	.500	.500	2	1	0	0	0	0	0
Rafael Devers	.000	.000	.000	4	0	0	0	0	0	1
Wilmer Flores	.333	.400	.667	3	1	1	0	0	1	0
Jung Hoo Lee	.500	.500	.500	2	1	0	0	0	0	0
Luis Matos	-	1.000	-	0	0	0	0	0	1	0
Casey Schmitt	.000	.000	.000	1	0	0	0	0	0	1
Dominic Smith	.500	.571	.667	6	3	1	0	0	1	1

GIANTS PITCHERS VS. ARIZONA

STATS UPDATED THROUGH SEPTEMBER 7, 2025 AND INCLUDE REGULAR & POSTSEASON STATS

vs. Tristan Beck

Career	BA	OBP	SLG	AB	H	2B	3B	HR	BB	K
Jorge Barrosa	.000	.000	.000	2	0	0	0	0	0	0
Corbin Carroll	.200	.200	.200	5	1	0	0	0	0	1
Adrian Del Castillo	.000	.000	.000	1	0	0	0	0	0	1
Ketel Marte	1.000	1.000	2.500	2	2	0	0	1	0	0
Jake McCarthy	.000	.500	.000	1	0	0	0	0	1	0
Gabriel Moreno	.000	.000	.000	3	0	0	0	0	0	0
Geraldo Perdomo	.200	.200	.200	5	1	0	0	0	0	0
Alek Thomas	.667	.667	.667	3	2	0	0	0	0	1
Ildemaro Vargas	.500	.500	.500	2	1	0	0	0	0	0

vs. Spencer Bivens

Career	BA	OBP	SLG	AB	H	2B	3B	HR	BB	K
Corbin Carroll	.000	.400	.000	3	0	0	0	0	2	0
Jordan Lawlar	.000	.000	.000	1	0	0	0	0	0	1
Ketel Marte	.000	.000	.000	1	0	0	0	0	0	0
Jake McCarthy	.500	.500	.500	4	2	0	0	0	0	0
Gabriel Moreno	.000	.000	.000	2	0	0	0	0	0	1
Geraldo Perdomo	.333	.500	.333	3	1	0	0	0	1	1
Alek Thomas	.000	.000	.000	2	0	0	0	0	0	1

vs. JT Brubaker

Career	BA	OBP	SLG	AB	H	2B	3B	HR	BB	K
Ketel Marte	.333	.333	1.333	3	1	0	0	1	0	1
James McCann	.500	.429	1.500	6	3	0	0	2	0	1
Jake McCarthy	.000	.000	.000	2	0	0	0	0	0	0
Geraldo Perdomo	.000	.250	.000	3	0	0	0	0	1	2
Alek Thomas	.250	.200	1.000	4	1	0	0	1	0	2
Ildemaro Vargas	.000	.000	.000	2	0	0	0	0	0	0

vs. Jose Butto

Career	BA	OBP	SLG	AB	H	2B	3B	HR	BB	K
Jorge Barrosa	.000	.000	.000	1	0	0	0	0	0	0
Corbin Carroll	.000	.250	.000	3	0	0	0	0	1	1
Adrian Del Castillo	.000	.000	.000	1	0	0	0	0	0	0
Ketel Marte	.250	.250	.750	4	1	0	1	0	0	1
Gabriel Moreno	.000	.000	.000	1	0	0	0	0	0	1
Geraldo Perdomo	.000	.250	.000	3	0	0	0	0	1	0
Alek Thomas	.000	.333	.000	2	0	0	0	0	1	1
Ildemaro Vargas	.000	.000	.000	2	0	0	0	0	0	0

vs. Joey Lucchesi

Career	BA	OBP	SLG	AB	H	2B	3B	HR	BB	K
Jordan Lawlar	.333	.333	.333	3	1	0	0	0	0	0
Ketel Marte	.400	.458	.650	20	8	2	0	1	3	2
James McCann	-	1.000	-	0	0	0	0	0	1	0
Jake McCarthy	.000	.000	.000	4	0	0	0	0	0	2
Geraldo Perdomo	.000	.000	.000	1	0	0	0	0	0	1
Alek Thomas	1.000	1.000	1.000	1	1	0	0	0	0	0
Ildemaro Vargas	.000	.000	.000	2	0	0	0	0	0	1

vs. Ryan Walker

Career	BA	OBP	SLG	AB	H	2B	3B	HR	BB	K
Corbin Carroll	.167	.167	.667	6	1	0	0	1	0	4
Adrian Del Castillo	.000	.000	.000	1	0	0	0	0	0	0
Ketel Marte	.400	.500	1.600	5	2	0	0	2	1	2
Jake McCarthy	.000	.000	.000	3	0	0	0	0	0	2
Geraldo Perdomo	.333	.333	.333	6	2	0	0	0	0	2
Alek Thomas	.000	.333	.000	2	0	0	0	0	1	1
Ildemaro Vargas	.000	.500	.000	1	0	0	0	0	0	0

vs. Logan Webb

Career	BA	OBP	SLG	AB	H	2B	3B	HR	BB	K
Corbin Carroll	.412	.444	.412	17	7	0	0	0	1	3
Ketel Marte	.192	.300	.385	26	5	2	0	1	3	9
Jake McCarthy	.304	.333	.348	23	7	1	0	0	1	3
Gabriel Moreno	.308	.308	.308	13	4	0	0	0	0	0
Geraldo Perdomo	.136	.136	.182	22	3	1	0	0	0	5
Alek Thomas	.278	.316	.444	18	5	3	0	0	1	4
Ildemaro Vargas	.000	.000	.000	2	0	0	0	0	0	1

vs. Keaton Winn

Career	BA	OBP	SLG	AB	H	2B	3B	HR	BB	K
Corbin Carroll	.000	.000	.000	1	0	0	0	0	0	0
Lourdes Gurriel Jr.	.000	.000	.000	1	0	0	0	0	0	0
Ketel Marte	.500	.500	.500	2	1	0	0	0	0	1
Jake McCarthy	1.000	1.000	1.000	2	2	0	0	0	0	0
Geraldo Perdomo	.500	.500	.500	2	1	0	0	0	0	0



SACRAMENTO RIVER CATS

72-66 | 3RD | PCL WEST

Triple-A | Pacific Coast League

Yesterday's Result: Win, 3-1 vs. Las Vegas

Game Summary: Meckler homers

OF Wade Meckler (2x4, r, hr, rbi) hit his first home run of the year...he is hitting .315 with 10 runs, seven XBH and five RBI over his last 20 games.

IF Bryce Eldridge (1x4, rbi, k) is 19x76 with 5 2B, 5 HR and 14 RBI in 19g since 8/16.

C Jesus Rodriguez (1x3, bb) is batting .354 (40x113) with 19 runs, three doubles, two homers, 13 RBI and 15 walks across 29 games with Sacramento.



RICHMOND FLYING SQUIRRELS

52-77 | 6TH | EAS SW

Double-A | Eastern League

Yesterday's Result: Loss, 4-2 at Altoona

Game Summary: Bericoto doubles, continues hot streak

IF Victor Bericoto (2x4, 2b) is 23-for-52 (.442) with 15 runs, two doubles, two homers, 12 rbi and five walks (1.096 OPS) in 13 games since August 24.

OF Bo Davidson (2x5, 2b, 2rbi, k) is batting .305 with 12 runs, two doubles, four HR and eight RBI over his last 13 games.



EUGENE EMERALDS

81-51 | 1ST | NWL | CLINCHED PLAYOFFS

High-A | Northwest League

Yesterday's Result: Win, 9-1 vs. Spokane

Game Summary: Christian goes 2-for-3 with a double and homer

OF Jakob Christian (2x3, 2r, 2b, hr, 3rbi, k) hit his 14th homer of the season...he is batting .383 (18x47) with five doubles and three homers in 14 games since August 1.

LHP Charlie McDaniel (W, 7.0ip, h, r, 2bb, 8k) earned his first High-A win after logging both a season-high 7.0 innings and eight strikeouts.



SAN JOSE GIANTS

81-51 | 1ST | CAL NORTH | 1ST HALF WINNER

Single-A | California League

Yesterday's Result: Loss, 9-6 (10) vs. Modesto

Game Summary: Level homers

IF Jhonny Level (2x5, 2r, hr, rbi, k) hit his 12th homer of the season and third with San Jose.

IF Robert Hipwell (2x5, r, 2rbi, k) recorded his sixth RBI in his last six games...he is batting .350 (7x20) with a double and a triple over that span.

ORGANIZATIONAL PITCHING LEADERS

Innings Pitched			
Rk.	Player	Team	IP
1	McDonald, T	SAC	136.1
2	Bertrand, J	RIC	131.2
3	Perdomo, C	EUG	127.1
4	Lonsway, S	2 Teams	125.0
5	Rademacher, S	2 Teams	123.0

Earned Run Average			
Rk.	Player	Team	ERA
1	Martinez, K	2 Teams	2.21
2	Narvaez, B	D-GIB	2.49
3	De La Torre, L	2 Teams	2.78
4	Bertrand, J	RIC	2.87
5	Rademacher, S	2 Teams	3.29

Strikeouts			
Rk.	Player	Team	K
1	Bostick, J	EUG	139
1	McDonald, T	SAC	139
3	Bresnahan, J	SJ	124
4	Choate, J	RIC	121
4	Farone, G	2 Teams	121

Walks and Hits per Inning Pitched			
Rk.	Player	Team	WHIP
1	Narvaez, B	D-GIB	0.96
2	De La Torre, L	2 Teams	1.04
3	Rademacher, S	2 Teams	1.12
4	Bostick, J	EUG	1.14
5	Martinez, K	2 Teams	1.21

Opposing Batting Average			
Rk.	Player	Team	BAA
1	De La Torre, L	2 Teams	.187
2	Narvaez, B	D-GIB	.194
3	Bostick, J	EUG	.218
4	Farone, G	2 Teams	.236
4	Rademacher, S	2 Teams	.236

Opposing On-Base Plus Slugging			
Rk.	Player	Team	OPS
1	De La Torre, L	2 Teams	.531
2	Narvaez, B	D-GIB	.534
3	Martinez, K	2 Teams	.632
4	Cayama, A	2 Teams	.649
5	Farone, G	2 Teams	.683

ORGANIZATIONAL BATTING LEADERS

Batting Average			
Rk.	Player	Team	AVG
1	Barreto, Y	D-GIO	.322
2	Rivas, Y	D-GIB	.315
3	Jordan, D	SJ	.311
4	Sio, J	2 Teams	.304
5	Gonzalez, J	D-GIB	.288

Home Runs			
Rk.	Player	Team	HR
1	Eldridge, B	3 Teams	24
2	Luciano, M	SAC	23
3	Szykowny, C	EUG	21
4	Davidson, B	2 Teams	17
5	2 tied	--	15

Runs Batted In			
Rk.	Player	Team	RBI
1	Szykowny, C	EUG	85
2	Jordan, D	SJ	82
3	Eldridge, B	3 Teams	78
4	Sio, J	2 Teams	75
5	Christian, J	2 Teams	74

Runs			
Rk.	Player	Team	R
1	Sio, J	2 Teams	90
2	Bandura, S	2 Teams	89
2	Cox, J	EUG	89
4	Level, J	2 Teams	80
5	Diaz, L	SJ	79

Stolen Bases			
Rk.	Player	Team	SB
1	Cox, J	EUG	58
2	Bandura, S	2 Teams	39
3	Gonzalez, J	D-GIB	33
4	Zielinski, Z	EUG	32
5	2 tied	--	27

On-Base Plus Slugging			
Rk.	Player	Team	OPS
1	Reynoso, D	2 Teams	.890
2	Caraballo, M	D-GIO	.874
2	Jordan, D	SJ	.874
2	Rivas, Y	D-GIB	.874
3	2 tied	--	.869

GIANTS TOP-30 PROSPECTS

Player	Position	MLB.com	Baseball America
Bryce Eldridge	IF	1	1
Josuar Gonzalez	IF	2	2
Gavin Kilen	IF	3	6
Jhonny Level	IF	4	5
Bo Davidson	OF	5	3
Dakota Jordan	OF	6	7
Carson Whisenhunt	LHP	7	4
Drew Gilbert	OF	8	9
Rayner Arias	OF	9	NR
Argenis Cayama	RHP	10	12
Keyner Martinez	RHP	11	16
Jacob Bresnahan	LHP	12	14
Maui Ahuna	IF	13	NR
Blade Tidwell	RHP	14	8
Joe Whitman	LHP	15	11
Jesus Rodriguez	C/IF	16	21
Trent Harris	RHP	17	18
Trevor McDonald	RHP	18	23
Mason Black	RHP	19	22
Alberto Laroche	RHP	20	25
Carlos Gutierrez	OF	21	15
Trevor Cohen	OF	22	NR
Diego Velasquez	IF	23	10
Gerelmi Maldonado	RHP	24	NR
Luis De La Torre	LHP	25	17
Carlos De La Rosa	LHP	26	27
Yunior Marte	RHP	27	19
Walker Martin	IF	28	NR
Lorenzo Meola	IF	29	26
Reggie Crawford	LHP	30	20
José Ortiz	OF	NR	24
Reid Worley	RHP	NR	28
Cam Maldonado	OF	NR	29
Jack Choate	LHP	NR	30

GIANTS PROSPECTS ON TOP-100 LISTS

Player	Position	MLB.com	Baseball America
Bryce Eldridge	IF	13	20
Josuar Gonzalez	IF	100	85
Bo Davidson	OF	NR	88

PLAYER/PITCHERS OF THE WEEK/MONTH

Player	Award	Week
IF/OF Brett Auerbach	PCL Player of the Week	3/31/25
RHP Carson Seymour	PCL Pitcher of the Week	4/7/25
RHP Shane Rademacher	NWL Pitcher of the Week	4/14/25
RHP Shane Rademacher	NWL Pitcher of the Week	4/21/25
LHP Carson Whisenhunt	PCL Pitcher of the Week	4/21/25
OF Lisbel Diaz	CAL Player of the Week	4/28/25
OF Carter Howell	EAS Player of the Week	5/5/25
LHP Joe Whitman	EAS Pitcher of the Week	5/5/25
LHP Carson Whisenhunt	PCL Pitcher of the Week	5/18/25
RHP Niko Mazza	CAL Pitcher of the Week	5/12/25
LHP Charlie McDaniel	CAL Pitcher of the Week	5/19/25
RHP Darien Smith	CAL Pitcher of the Week	6/2/25
IF Jeremiah Jenkins	ACL Player of the Week	6/2/25
LHP Jacob Bresnahan	CAL Pitcher of the Week	6/9/25
IF Ramon Peralta	ACL Player of the Week	6/23/25
OF Scott Bandura	NWL Player of the Week	6/30/25
IF Jean Carlos Sio	CAL Player of the Week	6/30/25
LHP Luis De La Torre	ACL Pitcher of the Week	6/30/25
OF Marco Luciano	PCL Player of the Week	7/7/25
RHP Kai-Wei Teng	PCL Pitcher of the Week	7/7/25
IF Ramon Peralta	ACL Player of the Week	7/28/25
IF Jacob Christian	NWL Player of the Week	8/4/25
IF Robert Hipwell	CAL Player of the Week	8/4/25
LHP Jacob Bresnahan	CAL Pitcher of the Week	8/11/25
Player	Award	Month
RHP Shane Rademacher	NWL Pitcher of the Month	April
RHP Argenis Cayama	ACL Pitcher of the Month	May
LHP Jacob Bresnahan	CAL Pitcher of the Month	June
LHP Ricardo Estrada	ACL Pitcher of the Month	June

ROOKIE LEAGUE AWARDS

Name	Position	Award
Dario Reynoso	Second Base	ACL All-Star Team
Argenis Cayama	Starting Pitcher	ACL All-Star Team
Keyner Martinez	Starting Pitcher	ACL All-Star Team
Keyner Martinez	Starting Pitcher	Pitcher of the Year
Jhonny Level	Shortstop	Top MLB Prospect
Jacob Heyward	Manager	Manager of the Year

PRONUNCIATIONS



BOX SCORES

