

San Francisco Giants (76-76) at Los Angeles Dodgers (85-67)

RHP Logan Webb (14-10, 3.34) vs. RHP Yoshinobu Yamamoto (11-8, 2.66)

Game #153/Road Game #78 • Thursday, September 18, 2025 • Dodger Stadium • 7:10 p.m. PT

NBC Sports Bay Area • KNBR 104.5 FM/680 AM • KSFN 1510 AM / 99.3 FM

▶▶ **UPCOMING PROBABLE STARTING PITCHERS & BROADCAST SCHEDULE (ALL TIMES ARE IN PACIFIC TIME)** ◀◀

Fri., Sept. 19 at LAD	7:10 p.m.	LHP Robbie Ray (11-7, 3.50) vs. LHP Clayton Kershaw (10-2, 3.53)	Apple TV
Sat., Sept. 20 at LAD	6:10 p.m.	TBD vs. RHP Tyler Glasnow (3-3, 3.06)	NBCS BA
Sun., Sept. 21 at LAD	1:10 p.m.	TBD vs. RHP Emmet Sheehan (6-3, 3.17)	NBCS BA

▶ All games broadcast on KNBR 104.5 FM/680 AM in English and will be broadcast in Spanish on KSFN 1510 AM / 99.3 FM



HEAD-TO-HEAD INFO

All-Time vs. LAD: ..... 1,287-1,285-17  
at Oracle Park ..... 109-114  
at Dodger Stadium ..... 242-305

2025 vs. Los Angeles-NL ..... 3-6  
at Oracle Park ..... 2-4  
at Dodger Stadium ..... 1-2

2025 VS. LOS ANGELES-NL

Date	H/A	W/L	Score	Rec.
6/13	at LAD	W	6-2	1-0
6/14	at LAD	L	5-11	1-1
6/15	at LAD	L	4-5	1-2
7/11	LAD	W	8-7	2-2
7/12	LAD	L	1-2	2-3
7/13	LAD	L	2-5 (11)	2-4
9/12	LAD	W	5-1 (10)	3-4
9/13	LAD	L	7-13	3-5
9/14	LAD	L	2-10	3-6
9/18	at LAD	--	--	--
9/19	at LAD	--	--	--
9/20	at LAD	--	--	--
9/21	at LAD	--	--	--
Total				3-6



SEPTEMBER 18, 1997

**Brian Johnson** hit the first pitch of the 12th inning over the left field wall for a 6-5 victory over Dodgers, moving the Giants into a first-place tie with LA with nine games remaining. **Rod Beck** got out of a bases loaded, no-out situation in the 10th and pitched 3.0 innings for the win in front of 52,000 fans at Candlestick.

GAMEDAY INFORMATION

To access additional gameday information such as lineup sheets, pronunciation guides, headshots, audio interviews, all MLB media guides, minor league highlights and more, please scan or click the QR code below.



**TODAY'S GAME:** The Giants open their final road series of the 2025 regular season tonight with the first of a four-game set here in Los Angeles...SF is 1-2 on this final road trip after salvaging its series in Arizona yesterday with an extra innings win.

- ▶ SF enters today having lost seven of its last 11 games, with a -10 run differential in that span...the Giants have won one of their last four series (2-1 vs. AZ from September 8-10).
- ▶ SF is 20-25 (.444) vs. the NL West this season...its .444 divisional winning percentage is 22nd in MLB...when removing the Rockies from the equation (8-2, .800), the Giants are 12-23 (.343) vs. the NL West.
- ▶ The Giants enter this series with three wins vs. the Dodgers this season...their fewest in a single season is four, done so five times (2024, 2022, 2020, 1979 and 1977).

**IT'S NOT OVER:** SF enters today tied with Cincinnati at 2.0 games behind the Mets for the final National League Wild Card spot and 0.5 game behind the Diamondbacks...both NYM and AZ hold the tiebreaker over SF.

- ▶ The Giants' playoff odds stand at 3.8% per *Fangraphs* and 8.6% per *Baseball Reference*.
- ▶ SF's final three opponents this season make up the third-easiest remaining schedule in terms of combined winning % (.450) with four games vs. LAD, and three at home vs. both the Cardinals (Monday-Wednesday) and the Rockies (next Friday-Sunday).

**WEBB DAY:** RHP **Logan Webb** draws the start tonight, looking to become the first Giant with three wins in a single season vs. the Dodgers since **Johnny Cueto** went 3-1 in 2016.

- ▶ With six or more runs allowed tonight, he would be the second Giant in franchise history to allow six+ runs in three straight starts vs. the Dodgers, joining **Jack Cronin** (1902-03).
- ▶ Webb is one win shy of tying his career high for a season (15, 2022)...with a win tonight, he would be the fourth SF pitcher since 2000 to have multiple 15+ win seasons, joining **Madison Bumgarner** (four seasons), **Tim Lincecum** (three) and **Jason Schmidt** (two).
- ▶ Webb is 3-0 with a 2.12 ERA (4er, 17.0ip) and 22 strikeouts in his last three road starts.

**A GOOD OL' FASHIONED PITCHERS' DUEL:** SF will get another crack at LAD starter Yoshinobu Yamamoto, who struck out 10 while allowing one run on one hit and a walk in 7.0 innings on September 12.

- ▶ In that start, the Giants went 0-for-6 with six strikeouts vs. Yamamoto's four-seam fastball, 0-for-7 with three strikeouts vs. his curveball and 0-for-4 with a strikeout vs. his splitter.
- ▶ **IF Willy Adames** had SF's lone hit off Yamamoto on September 12, doubling to left-center to plate **IF Rafael Devers**...Adames also homered off Yamamoto earlier in the season.
- ▶ At LAD on June 13, tonight's SF starter, **RHP Logan Webb**, outdueled Yamamoto with two runs allowed on two hits (one homer) over 7.0 innings in SF's 6-2 win.

**THE SCHMITTY OF ANGELS:** **IF Casey Schmitt** has nine RBI vs. the Dodgers this season (including eight the last time the Giants played here in LA from June 13-15)...the nine RBI are the most by a Giant vs. LAD in a single season since **Darin Ruf** had nine RBI in 2022.

- ▶ The last Giants with 10+ RBI vs. LAD in a single season were **Brandon Belt** (13), **Joe Panik** (10) and **Buster Posey** (10) in 2016, yet they all played 18+ games...the last Giant with 10+ RBI vs. LAD in no more than 13 games (Schmitt currently has played nine games with four possible games remaining), was **J.T. Snow** with 11 RBI in 13 games in 1999.

**KEEP IT GOING:** The Giants are averaging 5.47 runs per game this month, which ranks fifth-most in MLB...SF's last month with an average of 5.47 runs per game or better (min. five games) was 5.85 runs per game in September, 2021 (*Stats, LLC*).

**WELCOME TO THE RIVALRY:** **IF/DH Bryce Eldridge** is set to be the youngest Giant (20 years, 333 days old) to have a plate appearance at Dodger Stadium since **Jack Clark** had four plate appearances on September 9, 1976 at 20 years, 304 days old.

**CONGRATS, TIM:** Double-A Richmond athletic trainer **Tim Vigue** was voted by his peers as the PBATS Eastern League Athletic Trainer of the Year...Vigue, who is in his sixth season in the Giants organization and second with Richmond, is now eligible to be voted as the PBATS Minor League Athletic Trainer of the Year.

SF vs. Yamamoto's Top-3 Pitches (3 starts), 2025					
Pitch	# Pitches	AVG	SO	XBH	
4SFB	109	.133 (2x15)	8	1	
Curveball	52	.063 (1x16)	5	0	
Splitter	74	.150 (3x20)	6	3	



World Champions (8): 1905, 1921, 1922, 1933, 1954, 2010, 2012, 2014  
NL Pennants (21): 1904, 1905, 1911, 1912, 1913, 1917, 1921, 1922, 1923, 1924, 1933, 1936, 1937, 1951, 1954, 1962, 1989, 2002, 2010, 2012, 2014  
NL Division Champions (9): 1971, 1987, 1989, 1997, 2000, 2003, 2010, 2012, 2021

COACHING & MEDICAL STAFF ◀

**Manager:** Bob Melvin (6) **Coaches:** Ryan Christenson (52), Mark Hallberg (91), Matt Williams (9), Pat Burrell (95), Oscar Bernard (96), Damon Minor (94), J.P. Martinez (87), Garvin Alston (81), Taira Uematsu (99), Alex Burg (97), Eliezer Zambrano (98)

**On-Field Training Staff:** Dave Groeschner, Anthony Reyes, Ryo Watanabe

ACTIVE ROSTER (28) ◀

#	PITCHERS (14)	B-T	HT	WT	BORN	HOMETOWN
43	Beck, Tristan	R-R	6-4	203	6-24-96	Corona, CA
76	Bivens, Spencer 🗣️	R-R	6-4	217	6-28-94	State College, PA
34	Brubaker, JT	R-R	6-3	180	11-17-93	Springfield, OH
70	Buttó, José	R-R	6-1	202	3-19-98	Cumana, VZ
93	Gage, Matt	L-L	6-3	265	2-11-93	Broadalbin, NY
57	Lucchesi, Joey 🗣️	L-L	6-5	228	6-6-93	Newark, CA
72	McDonald, Trevor	R-R	6-0	201	2-26-01	Lucedale, MS
63	Peguero, Joel 🗣️	R-R	5-10	194	5-5-97	Santo Domingo, DR
38	Ray, Robbie	L-L	6-2	208	10-1-91	Brentwood, TN
77	Seymour, Carson	R-R	6-5	255	12-16-98	Temecula, CA
66	Teng, Kai-Wei	R-R	6-3	241	12-1-98	Kaohsiung City, TW
35	Verlander, Justin	R-R	6-5	240	2-20-83	Manakin Sabot, VA
74	Walker, Ryan	R-R	6-2	212	11-26-95	Arlington, WA
62	Webb, Logan	R-R	6-2	223	11-18-96	Rocklin, CA
#	CATCHERS (2)	B-T	HT	WT	BORN	HOMETOWN
14	Bailey, Patrick	S-R	6-0	225	5-29-99	Greensboro, NC
21	Knizner, Andrew 🗣️	R-R	6-1	225	2-3-95	Glen Allen, VA
#	INFIELDERS (7)	B-T	HT	WT	BORN	HOMETOWN
2	Adames, Willy 🗣️	R-R	6-0	215	9-2-95	Santiago de los Caballeros, DR
26	Chapman, Matt	R-R	6-1	225	4-28-93	Lake Forest, CA
16	Devers, Rafael	L-R	6-0	245	10-24-96	Sánchez, DR
78	Eldridge, Bryce	L-R	6-7	240	10-20-04	Vienna, VA
41	Flores, Wilmer	R-R	6-3	225	8-6-91	Valencia, VZ
50	Koss, Christian 🗣️	R-R	6-1	186	1-27-98	Riverside, CA
10	Schmitt, Casey	R-R	6-1	220	3-1-99	San Diego, CA
#	OUTFIELDERS (5)	B-T	HT	WT	BORN	HOMETOWN
59	Encarnacion, Jerar 🗣️	R-R	6-5	260	10-22-97	Bayaguana, DR
61	Gilbert, Drew	L-L	5-9	195	9-27-00	Stillwater, MN
51	Lee, Jung Hoo 🗣️	L-R	6-1	197	8-20-98	Seoul, SK
58	McCray, Grant	L-R	6-0	190	12-7-00	Lakewood Ranch, FL
17	Ramos, Heliot 🗣️	R-R	5-11	230	9-7-99	Maunabo, PR

NUMERICAL ROSTER ◀

NO.	NAME	POS
2	Adames, Willy	IF
10	Schmitt, Casey	IF
14	Bailey, Patrick	C
26	Chapman, Matt	IF
16	Devers, Rafael	IF/DH
17	Ramos, Heliot	OF
21	Knizner, Andrew	C
34	Brubaker, JT	RHP
35	Verlander, Justin	RHP
38	Ray, Robbie	LHP
41	Flores, Wilmer	IF
43	Beck, Tristan	RHP
50	Koss, Christian	IF
51	Lee, Jung Hoo	OF
57	Lucchesi, Joey	LHP
58	McCray, Grant	OF
59	Encarnacion, Jerar	IF/OF
61	Gilbert, Drew	OF
62	Webb, Logan	RHP
63	Peguero, Joel	RHP
66	Teng, Kai-Wei	RHP
70	Buttó, José	RHP
72	McDonald, Trevor	RHP
74	Walker, Ryan	RHP
76	Bivens, Spencer	RHP
77	Seymour, Carson	RHP
78	Eldridge, Bryce	1B
93	Gage, Matt	LHP

PRONUNCIATION GUIDE ◀

Willy Adames (ah-DAH-mess)

Spencer Bivens (BIV-ens)

JT Brubaker (brew-baker)

José Buttó (boo-TOH)

Jerar Encarnacion ((jer-ARR)

Andrew Knizner (KIZZ-ner)

Jung Hoo Lee (jung who)


Joey Lucchesi (loo-KAY-see)

Luis Matos (MAH-tose)

Joel Peguero (jo-EL peh-GAIR-oh)


Heliot Ramos (elliott)

Carson Whisenhunt (whiz-en-hunt)



Scan QR code or click [here](#) below for SF Giants Player Pronunciations Link:

*Clicking on the speaker icon above also plays the audio pronunciation*



MAJOR LEAGUE INJURED & BEREAVEMENT LIST (6) ◀

Pos	Player	IL	Injury	Date On IL (Retro)	Eligible to Return	Games Missed	Team Record
C	Tom Murphy	60-Day	Mid-back disk herniation.	3/26	5/25	152	76-76
LHP	Erik Miller	60-Day	Left elbow sprain	8/21	10/20	25	15-10
RHP	Landen Roupp	15-Day	Left knee inflammation.	8/21	9/5	25	15-10
RHP	Randy Rodríguez	60-Day	Right elbow sprain	8/23	10/22	23	15-8
LHP	Carson Whisenhunt	15-Day	Back strain	8/28	9/12	19	11-8
1B	Dominic Smith	10-Day	Right hamstring strain.	9/13	9/23	5	1-4

PAST INJURED & BEREAVEMENT PLACEMENTS ◀

Pos	Player	IL	Injury	Date On IL (Retro)	Date Activated	Games Missed	Team Record
C	Patrick Bailey	10-Day	Neck strain.	6/8	6/18	8	4-4
IF	Matt Chapman	10-Day	Right hand inflammation.	6/9	7/5	23	9-14
IF	Matt Chapman	10-Day	Right hand inflammation.	8/13	8/23	9	2-7
OF	Jerar Encarnacion	60-Day	Left hand fracture.	3/24	6/2	59	33-26
OF	Jerar Encarnacion	10-Day	Left oblique strain.	6/17	7/4	40	15-25
OF	Jerar Encarnacion	10-Day	Right hamstring strain.	8/7	9/13	32	17-15
2B	Tyler Fitzgerald	10-Day	Left rib fracture.	5/1	5/16	13	6-7
2B	Christian Koss	10-Day	Left hamstring strain.	7/1	8/1	24	9-15
IF	Casey Schmitt	10-Day	Left oblique strain.	4/18	5/19	28	15-13
IF	Casey Schmitt	10-Day	Left hand inflammation.	6/27	7/7	10	5-5
RHP	Landen Roupp	15-Day	Right elbow inflammation.	7/23	8/7	19	6-13
RHP	Justin Verlander	15-Day	Right pectoral strain.	5/19	6/3	26	13-13
RHP	Justin Verlander	3-Day	Paternity list.	6/20	6/23	3	2-1
RHP	Ryan Walker	3-Day	Paternity list.	8/15	8/18	3	1-2

TODAY'S STARTER

LOGAN WEBB

RHP

#62

2025 RECORD: 14-10, 3.34 ERA

Height/Weight: 6-0/225

Bats/Throws: R/R

Hometown: Rocklin, CA

Age: 28 (November 18, 1996)

Signed Through: 2028

**WEBBMASTER:** Webb is in his seventh season with San Francisco...he finished last season with an NL-leading 204.2 innings...he was named an All-Star for the second time in his career (also 2024) this season, pitching a scoreless 3rd inning of relief.


**LAST TIME OUT:** Was roughed up by these same Dodgers, allowing six runs on 10 hits (one homer) and two walks over 4.0 innings... Webb received an early 4-1 lead in the 1st inning but a two-run 3rd made things close and a six-run 5th (three runs charged to Webb) handed him his 10th loss of the season.

**VS. LOS ANGELES:** Webb has struggled vs. the Dodgers this season, posting a 7.71 ERA (14er, 16.1ip) in three starts... if Webb allows six or more runs tonight, he would be the first Giant since **Jack Cronin** (1902-03) to allow six or more runs to LAD in three straight starts...despite the high ERA, Webb is 2-1 vs. LAD in 2025...with a win tonight, he would be the first SF pitcher with three wins vs. the Dodgers in the same season since **Johnny Cueto** went 3-1 in 2016.

**MR. 200:** With 206 strikeouts, he is the first Giants pitcher to reach the 200 strikeout mark in a season since **Carlos Rodón** in 2022...he is currently at 188.2 innings this season...if he can reach 200.0, he would be the first Giants pitcher to record 200.0 innings and 200 strikeouts in the same season since **Madison Bumgarner** (207.2ip, 203 strikeouts) in 2019...he would be the first Giants right-hander to accomplish the feat since **Jeff Samardzija** (207.2ip, 205 strikeouts) in 2017.

**WHEN YOU'RE 15:** Webb is one win shy of tying his career-high for wins (15) set in 2022...the only other Giants since 2000 with multiple 15-win seasons are **Madison Bumgarner** (four), **Tim Lincecum** (three) and **Jason Schmidt** (two).

**TOP OF THE CLASS:** Webb ranks inside the National League's leaders in numerous categories as shown in the chart below:

Webb's rankings, National League, 2025				
Stat	Metric (rank)	Stat	Metric (rank)	
ERA	3.34 (9th)	Ground Ball Rate	54.3% (6th)	
Innings Pitched	188.2 (2nd)	FIP	2.73 (3rd)	
Strikeouts	206 (T-2nd)	Walk Rate	5.5% (5th)	
WHIP	1.26 (18th)	HR/9	0.67 (4th)	

**HELPING THE CATCHER:** Webb has drastically improved his ability to limit stolen bases...he has +6 Net Bases Prevented (a sum of advancements prevented and outs added assigned to the pitcher), tied for 10th-best in MLB on *Baseball Savant*...he had scores of -5 in 2024, -9 in 2023 and -4 in 2022, -1 in 2021 and -3 in 2020...from 2020-2024, Webb allowed 14.4 stolen bases off him per season (80)...this season, Webb has allowed a total of eight stolen bases.

**SINK OR SWIM:** His sinker has a +10 run value on *Baseball Savant*, making it his most valuable pitch...he quickly abandoned the pitch last time out vs. LAD, throwing the sinker a season-low eight times after LAD went 3-for-3 with a homer vs. the pitch (previous low was 22)...over his last five starts, opponents are hitting .436 (17x39) with two doubles and two homers compared to five strikeouts.

**SWEEP IT:** Webb was firing his sweeper vs. LAD...despite just four at-bats ending in the pitch (2-for-4 with two singles), Webb threw his sweeper 35 times...the pitch has a -4 run value per *Baseball Savant*, a -7 drop-off from last season +3).

WEBB PITCH ARSENAL / STATCAST INFO (2025)										
Pitch Type	Usage Percentage		Avg. Velo		BAA		SO			
Sinker	34.0%		92.5 mph		.287		45			
Sweeper	26.3%		84.6 mph		.293		45			
Changeup	24.0%		86.5 mph		.213		75			
Cutter	8.0%		91.0 mph		.477		5			
4-Seam Fastball	7.7%		92.7 mph		.161		36			
WEBB VS. LOS ANGELES-NL (CAREER)										
Last Win: 7/11/25 vs. LAD					Last Loss: 9/13/25 vs. LAD					
	W-L	ERA	G/GS	IP	H	ER	BB	SO		
2025	2-1	7.71	3/3	16.1	18	14	6	15		
Career	6-7	4.69	19/19	101.2	105	53	35	86		
at SF	2-6	5.60	10/10	53.0	57	33	17	46		
at LAD	4-1	3.70	9/9	48.2	48	20	18	40		
2025 GAME-BY-GAME										
Date	Opp.	Dec	Result	IP	H	R	ER	BB	SO	HR TP
3/27	at CIN	--	W, 6-4	5.0	6	3	3	3	5	0 78
4/1	at HOU	W	W, 3-1	7.0	5	1	1	0	6	1 100
4/7	vs. CIN	--	L, 0-2	7.0	4	0	0	0	10	0 97
4/13	at NYY	W	W, 5-4	5.0	5	3	3	4	5	0 97
4/18	at LAA	L	L, 0-2	6.0	4	2	1	0	12	0 105
4/23	vs. MIL	W	W, 4-2	6.1	6	0	0	3	6	0 106
4/29	at SD	L	L, 4-7	5.0	9	5	5	1	6	0 79
March/April		3-2	2.83	41.1	39	14	13	11	50	1 --
5/4	vs. COL	W	W, 9-3	7.0	6	1	1	2	6	0 96
5/10	at MIN	L	L, 1-2	7.0	5	2	2	1	9	1 103
5/16	vs. ATH	W	W, 9-1	8.0	5	1	1	2	4	0 107
5/21	vs. KC	L	L, 4-8	4.0	10	6	3	0	5	1 77
5/27	at DET	L	L, 1-3	6.0	7	3	3	1	10	1 104
May		2-3	2.81	32.0	33	13	10	6	34	3 --
6/2	vs. SD	--	L, 0-1	8.0	6	0	0	0	7	0 102
6/7	vs. ATL	--	W, 3-2	6.0	6	2	2	0	10	1 100
6/13	vs. LAD	W	W, 6-2	7.0	2	2	2	3	4	1 98
6/19	vs. CLE	W	W, 2-1	7.0	7	1	1	0	9	0 97
6/25	vs. MIA	--	L, 5-8	6.0	6	2	2	3	6	0 102
6/30	at AZ	L	L, 2-4	6.1	7	3	3	1	7	1 104
June		2-1	2.23	40.1	34	10	10	7	43	3 --
7/5	at ATH	W	W, 7-2	6.2	7	2	2	3	6	0 108
7/11	vs. LAD	W	W, 8-7	5.1	6	6	6	1	6	2 91
7/19	at TOR	L	L, 3-6	6.0	11	4	4	1	1	0 80
7/25	vs. NYM	L	L, 1-8	4.0	8	6	6	1	4	1 81
7/30	vs. PIT	--	L, 1-2	5.2	5	1	1	4	11	0 109
July		2-2	6.18	27.2	37	19	19	10	28	3 --
8/5	at PIT	W	W, 8-1	6.0	7	1	1	0	10	0 110
8/11	vs. SD	L	L, 1-4	6.1	8	4	4	1	3	1 98
8/17	vs. TB	W	W, 7-1	7.0	3	0	0	0	7	0 86
8/23	at MIL	W	W, 7-1	6.0	5	1	1	2	5	0 94
8/27	vs. CHC	--	W, 4-3	7.0	7	3	3	0	7	2 94
August		3-1	2.51	32.1	30	9	9	3	32	3 --
9/2	at COL	W	W, 7-4	5.0	7	2	2	2	7	0 94
9/8	vs. AZ	W	W, 11-5	6.0	5	4	1	2	7	0 110
9/13	vs. LAD	L	L, 7-13	4.0	10	6	6	2	5	1 97
9/18	at LAD									
September		2-1	5.40	15.0	22	12	9	6	19	1 --
2025 Totals	14-10	3.34	188.2	195	77	70	43	206	14	--

**4S UP:** Webb threw just five four-seamers last time out despite the Dodgers going 0-for-3 with two strikeouts vs. the pitch...over his last nine starts, opponents are 2-for-17 (.118) with 10 strikeouts and just one extra-base hit ( a double) vs. his 4SFB...overall, opponents are batting .161 (10x62) with a .126 xBA and a .197 xSLG vs. his four-seamer.

GIANTS MONTHLY STARTER BREAKDOWN

<u>March/April</u>		<u>May</u>		<u>June</u>		<u>July</u>		<u>August</u>		<u>September</u>	
Record	9-9	Record	9-11	Record	7-7	Record	6-10	Record	8-10	Record	5-4
ERA	4.40	ERA	2.77	ERA	3.94	ERA	4.77	ERA	4.91	ERA	4.42
ERA Rank	21st	ERA Rank	2nd	ERA Rank	9th	ERA Rank	23rd	ERA Rank	21st	ERA Rank	16th
Strikeouts	173	Strikeouts	146	Strikeouts	142	Strikeouts	111	Strikeouts	129	Strikeouts	75
Walks	69	Walks	40	Walks	50	Walks	56	Walks	47	Walks	26
HR Allowed	16	HR Allowed	11	HR Allowed	17	HR Allowed	14	HR Allowed	19	HR Allowed	4
BAA	.261	BAA	.238	BAA	.249	BAA	.266	BAA	.260	BAA	.271



GIANTS MONTHLY BULLPEN BREAKDOWN

March/April		May		June		July		August		September	
Record	10-4	Record	4-3	Record	6-7	Record	3-5	Record	6-4	Record	3-3
ERA	2.52	ERA	2.43	ERA	3.97	ERA	4.09	ERA	3.69	ERA	4.74
ERA Rank	2nd	ERA Rank	2nd	ERA Rank	17th	ERA Rank	15th	ERA Rank	10th	ERA Rank	19th
Sv/Sv Opp	10/15	Sv/Sv Opp	6/10	Sv/Sv Opp	8/13	Sv/Sv Opp	2/4	Sv/Sv Opp	6/9	Sv/Sv Opp	4/5
Strikeouts	10	Strikeouts	84	Strikeouts	76	Strikeouts	100	Strikeouts	90	Strikeouts	44
Walks	33	Walks	31	Walks	41	Walks	30	Walks	34	Walks	25
HR Allowed	8	HR Allowed	6	HR Allowed	9	HR Allowed	13	HR Allowed	8	HR Allowed	4
BAA	.197	BAA	.194	BAA	.253	BAA	.255	BAA	.258	BAA	.287

#43 TRISTAN BECK ▶ RHP

**Pitch Arsenal:** 4-Seam FB, Slider, Curveball, Sweeper  
**Last Game:** 9/16 at AZ; 3.0ip, 5h, 3r, 3er, k, hr (42 pitches) (start)

- ▶ Started Tuesday's bullpen game for SF.
- ▶ Owns a 4.98 ERA (12er, 21.2ip) with 20 strikeouts and four walks in his last nine games dating to August 13.
- ▶ Is holding left-handed batters to a .208 clip.
- ▶ Posted a 6.48 ERA (12er, 16.2ip) with 16 strikeouts and a .258 opponent average across nine appearances in August.
- ▶ Batters are 9-for-58 (.155) with 15 strikeouts off his sweeper.
- ▶ Has recorded at least four outs in 17 of 27 MLB games this season... pitched 2.0 innings in 11 of 19 games at Triple-A.

#76 SPENCER BIVENS ▶ RHP (BIV-ens)

**Pitch Arsenal:** Sinker, Cutter, Changeup, Slider  
**Last Game:** 9/17 at AZ; 1.0 (8 pitches)

- ▶ Has a 2.78 ERA (7er, 22.2ip) in his last 14 games since July 30.
- ▶ Recorded at least four outs in 24 of his 49 games this year...has thrown 2.0+ innings in 17 of his 49 games.
- ▶ Opponents are hitting .333 (31x93) off him with RISP.
- ▶ Originally signed by SF in 2022 out of the Independent Atlantic League...Bivens' career arc took him through France, the Czech Republic and multiple Indy ball teams before signing with SF.

#34 JT BRUBAKER ▶ RHP (BROO-bay-kerr)

**Pitch Arsenal:** Sinker, Slider, Changeup, Curveball, 4-Seam FB  
**Last Game:** 9/14 vs. LAD; 2.0ip, 4h, r, er, k (31 pitches)

- ▶ Selected from Triple-A Sacramento on September 1 and has made three appearances with SF this year (6.1ip, 8h, 4r, bb, 5k).
- ▶ Started the season with the Yankees organization and began the year on the IL with broken ribs...made six starts on a rehab assignment and then appeared in 12 games with New York (3.38 ERA, 6er, 16.0ip) before being designated for assignment on Aug. 5...signed a minor league contract w/SF Aug. 13.
- ▶ Went 1-0 with a 1.64 ERA (2er, 11.0ip) in three games/two starts with Triple-A Sacramento.
- ▶ Missed all of 2023 and most of 2024 while recovering from Tommy John surgery.

#70 JOSÉ BUTTÓ ▶ RHP (boo-TOH)

**Pitch Arsenal:** 4-Seam FB, Slider, Sinker, Changeup, Sweeper  
**Last Game:** 9/16 at AZ; 1.2ip, 3h (27 pitches)

- ▶ Has made 18 appearances with SF so far, logging a 4.00 ERA (8er, 18.0ip) with hitters batting .262 off him in that time.
- ▶ Batters are 10-for-28 (.357) off him this month with four XBH.
- ▶ Hasn't given up a run in 14 of 18 outings w/SF.
- ▶ Allowed seven of 14 inherited runners to score since joining SF.
- ▶ Acquired on July 30 from the Mets as part of the return package for RHP Tyler Rogers.
- ▶ Spent his entire pro career with the Mets organization prior to the trade...was signed by NYM as an international amateur free agent out of Venezuela in 2017.

#93 MATT GAGE ▶ LHP

**Pitch Arsenal:** Slider, 4 Seam FB, Sinker, Changeup, Curveball, Sweeper  
**Last Game:** 9/15 at AZ; 1.0ip, h, r, er, bb (17 pitches)

- ▶ Has given up five runs on six hits (.429 BAA) over his last three outings (2.2ip) for a 16.88 ERA...had a 2.25 ERA in 20 outings prior (20.0ip) since joining SF on July 18.
- ▶ Has a 9.31 ERA (10er, 9.2ip) in his last 13 outings dating to August 15 (17 hits, six walks, 11 strikeouts, .370 BAA).
- ▶ Has allowed eight of his 16 inherited runners to score since joining SF after the All-Star break (selected from Triple-A on July 18).
- ▶ Served as the opener twice for SF...has worked 2.0 hitless, scoreless innings with two strikeouts in the two starts.
- ▶ Signed a minor league deal with SF on July 2 after spending the majority of the season in the Detroit organization.

#57 JOEY LUCCHESI ▶ LHP (loo-KAY-see)

**Pitch Arsenal:** 4-Seam FB, Cutter, Churve, Splitter, Sinker  
**Last Game:** 9/16 at AZ; 1.0ip, 2bb, k (19 pitches)

- ▶ Last 11 outings: 1.59 ERA (2er, 11.1ip), five walks, seven strikeouts.
- ▶ Overall, has appeared in 35 games for SF, allowing 14 runs in 35.1 innings (3.31 ERA) with 28 strikeouts and 11 walks since having his contract selected from Triple-A on June 15.
- ▶ Is working exclusively of the 'pen for the first time in his career.
- ▶ Opponents have a 30.9% hard hit rate off him this season, his lowest in a full season and down from 54.8% last year.

#72 TREVOR McDONALD ▶ RHP

**Pitch Arsenal:** 4-Seam FB, Sinker, Curveball, Changeup  
**Last Game:** 9/16 at AZ; 2.0ip, 3h, 2r, 2er, bb, k (34 pitches)

- ▶ Made his season debut with SF on Tuesday after being recalled earlier in the day...was his second career MLB game.
- ▶ Has spent all of this season with Triple-A Sacramento, going 9-9 with a 5.31 ERA (84er, 142.1ip) in 29 games/24 starts...he registered 144 strikeouts against 62 walks.
- ▶ Made his MLB debut last year with one appearance for the Giants on Sept. 29 vs. St. Louis (3.0ip, bb, k).

#63 JOEL PEGUERO ▶ RHP (jo-EL peh-GAIR-oh)

**Pitch Arsenal:** 4 Seam FB, Sinker, Slider, Changeup  
**Last Game:** 9/17 at AZ; W, 2.0ip, r, bb, k (26 pitches)

- ▶ Had his contract selected from Triple-A on August 21.
- ▶ In 12 games w/SF he's struck out 12, walked seven and allowed three earned runs in 16.2 innings (1.62 ERA).
- ▶ Has thrown 2.0 innings in three of his 12 games.
- ▶ Has thrown 94 pitches at 100 mph or faster (out of 247 total pitches).
- ▶ Made his Major League debut on August 21 in San Diego.
- ▶ Signed by SF as a minor league free agent this past offseason.

#77 CARSON SEYMOUR ▶ RHP

**Pitch Arsenal:** 4-Seam FB, Sinker, Curveball, Slider, Changeup  
**Last Game:** 9/14 vs. LAD; 1.0ip, 3h, r, er, k (24 pitches)

- ▶ Is back in the bullpen after making three turns through the rotation...had an. 8.68 ERA (9er, 9.1ip) in the three starts.
- ▶ Has pitched to a 3.97 ERA (10er, 22.2ip) in 11 games out of the bullpen for SF at the MLB level this year.
- ▶ Also has fared much better on the road (3.38 ERA in six games, one start) than at home (7.31 ERA in eight games, two starts).
- ▶ Permitted nine homers in 32.0 innings w/SF this year.

#74 RYAN WALKER ▶ RHP

**Pitch Arsenal:** Sinker, Slider  
**Last Game:** 9/17 at AZ; 1.0ip, h, bb, ibb, hbp, k (23 pitches)

- ▶ Returned to the closer role with **Randy Rodríguez** out for the year.
- ▶ Allowed four runs on nine hits (.391 BAA) in 5.0 innings (seven games) this month (7.20 ERA)...is 0-2-3 in that time.
- ▶ Still has a 2.50 ERA (5er, 18.0ip) in his last 21 games dating to 7/23.
- ▶ Has been much more effective at home (1.59 ERA and a .190 BAA in 31g) compared to the road (6.00 ERA and a .289 BAA in 33g).
- ▶ Has stranded 15 of his 23 inherited runners this season.
- ▶ His 86.4 mph average exit velocity is in the top 5% of MLB.

GIANTS BULLPEN PITCHES THROWN - LAST 5 DAYS

Pitcher	Wed	Tues	Mon	Sun	Sat
Tristan Beck (R)	--	42	--	--	28
Spencer Bivens (R)	8	--	--	25	--
JT Brubaker (R)	--	--	--	31	--
José Buttó (R)	--	27	--	--	20
Matt Gage (L)	--	--	17	--	31
Joey Lucchesi (L)	--	19	22	--	--
Trevor McDonald (R)	--	34	--	--	--
Joel Peguero (R)	26	--	15	29	--
Carson Seymour (R)	--	--	--	24	--
Ryan Walker (R)	23	14	--	--	--

BATTERS INFORMATION

#2 WILLY ADAMES ▶ IF (ah-DAH-mess)

**Yesterday:** 0x4, bb, 2k **Hit Streak:** -3 (0x11)  
**AZ Series:** 0x11, 2bb, 5k (3g) **Last HR:** 9/9 vs. ARI  
**Last Homestand:** 7x22, 2r, 2 2b, hr, 4rbi, 3bb, 6k, sb, cs (6g)

▶ Is hitless in his last 11 at-bats and is 4-for-his-last-25 (.160) with one RBI in his last seven games.

▶ His 28 HRs are the most by a Giants' RHB since **Jeff Kent**'s 37 in 2002.

▶ 12 of his 28 homers have come vs. NL West opponents.

▶ His 23 homers since June 10 are fourth-most in the NL in that span.

▶ Hitting .298 (51x171) with 17 homers off fastballs since June 10.

▶ His 28 homers as a shortstop are most in the Majors this season... his 82 RBI are fourth-best.

▶ Adames' 23 go-ahead RBI are tied for fourth-most in the NL.

▶ Has appeared in 150 of SF's 152 games this season.

#14 PATRICK BAILEY ▶ C

**Yesterday:** 1x4, r, k **Hit Streak:** 1 (1x4)  
**AZ Series:** 1x7, r, 3k (3g) **Last HR:** 9/12 vs. LAD  
**Last Homestand:** 5x17, 4r, 2b, 3hr, 9rbi, 2bb, 4k, sf (6g)

▶ Hit the seventh walk-off GS in franchise history last Friday vs. LAD.

▶ Became the first player in MLB history with a walk-off inside-the-park home run and a walk-off grand slam in a season (*Sarah Langs*).

▶ Is 13x45 (.289) with 10 runs and four HRs in 15g this month...his 13 RBI in September are tied for fifth-most in the NL.

▶ Behind the plate, Bailey leads MLB with +24 Catcher Framing Runs overall...he's worth +14 on balls outside the zone (turning them into strikes), twice as many as any other catcher, and +11 in the strike zone (keeping strikes a strike).

▶ Also ranks among MLB's best in Defensive Runs Saved (+20, 1st), shadow strike rate (47.5%, 3rd) and pop time to 2B (1.87s, 4th).

#26 MATT CHAPMAN ▶ IF

**Yesterday:** 0x4, r, 2k **Hit Streak:** -4 (0x13)  
**AZ Series:** 0x10, r, rbi, bb, 3k, sf (3g) **Last HR:** 9/8 vs. ARI  
**Last Homestand:** 6x21, 6r, 2 2b, hr, 2rbi, 3bb, 4k (6g)

▶ Is 20x76 (.263) with five doubles, five homers, 14 RBI and 14 walks (.903 OPS) since returning from the IL on Aug. 23 (23g).

▶ Is also 2-for-21 in his last six games (2b, 2rbi, 3bb, 7k).

▶ Is five hits shy of 1,000 for his career.

▶ His 48 homers are tied with **Johnny Mize** for fourth-most through a Giants' first two seasons with the team (*Stats, LLC*).

▶ Since the start of last season, the Giants are 58-22 when Chapman records an RBI in a game and 34-10 when he homers.

#16 RAFAEL DEVERS ▶ IF

**Yesterday:** 1x5, rbi, k **Hit Streak:** 2 (2x9)  
**AZ Series:** 2x13, r, rbi, 3k (3g) **Last HR:** 9/5 at STL  
**Last Homestand:** 2x20, 5r, 2b, 2rbi, 6bb, 10k (6g)

▶ Is 5-for-his-last-40 in his last 11g and hitting .190 in 15g this month.

▶ Is one of three players this year w/100 RBI and 100 BBs (Schwarber and Judge are the others)...Devers was first to do it this season.

▶ Is just 1-for-19 (.053) with one RBI in six games vs. LAD this season.

▶ His 12 HRs since August 1 are tied for 5th-most in the NL w/ **Adames**.

▶ Is averaging career-bests in walk rate (15.2%) & hard hit rate (55.8%).

#78 BRYCE ELDRIDGE ▶ IF

**Yesterday:** 0x3, bb, 2k **Hit Streak:** -2 (0x6)  
**AZ Series:** 0x6, bb, 3k (2g) **Last HR:** --  
**Last Homestand:** --

▶ 20-year-old was selected to the Major League roster Monday from Triple-A Sacramento...made his MLB debut Monday night as the DH.

▶ Became the youngest Giant to make his MLB debut (20 years, 330 days) since **Madison Bumgarner** did so at 20 years, 38 days on Sept. 8, 2009...also became the youngest Giants position player to debut since **C Jeff Ransom** did it at 20 years, 298 days on Sept. 5, 1981.

▶ SF's top prospect is the #13 prospect according to *MLB Pipeline* and the game's #19 prospect according to *Baseball America*.

▶ In 66 games at Triple-A this year he slashed .249/.322/.514 (.836 OPS) with 13 doubles, 18 homers and 63 RBI.

▶ In his three levels this season that included 34 games in Double-A and two games on a rehab assignment in the ACL, Eldridge has slashed .260/.333/.510 (.843 OPS) with 21 doubles, 25 homers, 84 RBI, 42 walks and 127 strikeouts.

▶ He owned a 63.5% hard-hit rate at AAA this season, tops in Triple-A among players with at least 250 plate appearances.

#59 JERAR ENCARNACION ▶ IF/OF

**Yesterday:** 1x4, r, rbi, 2k **Hit Streak:** 2 (3x8)  
**AZ Series:** 3x8, r, 2b, 3rbi, 3k (2g) **Last HR:** 8/6 at PIT  
**Last Homestand:** 1x5, r, 2b, 2rbi, k (2g)

▶ Reinstated from rehab & activated from the IL last Saturday...missed 32g w/ right hamstring strain suffered running to 1B on Aug. 8.

▶ Was 2x17 with two RBI in five rehab games with Triple-A SAC.

▶ Missed 131 games across three IL stints this season...missed the first 59g w/a left hand fracture & 40g with a left oblique strain (6/17-8/8).

#41 WILMER FLORES ▶ IF

**Yesterday:** -- **Hit Streak:** 2 (4x8)  
**AZ Series:** 2x4, 2r, hr, 2rbi (1g) **Last HR:** 9/16 at ARI  
**Last Homestand:** 2x15, rbi, bb, 4k (4g)

▶ Needs one RBI to match his career-high from 2022 (71).

▶ Is 6x14 with two doubles, four RBI and a walk as a pinch hitter...his .429 BA as a PH is tied for fourth-best in the Majors (min. 15 PA).

▶ Batting .333 (35x105) with seven HRs and 57 RBI with RISP...the .333 average w/ RISP is eighth-best in the NL (min. 100 PA).

▶ SF is 31-12 this season when he has an RBI & 11-3 when he homers.

#61 DREW GILBERT ▶ OF

**Yesterday:** 1x4, k **Hit Streak:** 1 (1x4)  
**AZ Series:** 1x7, 2k (2g) **Last HR:** 9/3 at COL  
**Last Homestand:** 1x11, r, 2b, k (4g)

▶ Is 5x32 (.156) in last 11 games dating to Sept. 2.

▶ Is 17x78 (.218) with nine XBHs & 12 RBI in 29 games w/SF.

▶ Had contract selected on August 8, making his MLB debut that night

▶ Acquired from the Mets on July 30 in the Tyler Rogers trade.

▶ Is SF's No. 8 prospect on *MLB Pipeline* & No. 9 on *Baseball America*.

#21 ANDREW KNIZNER ▶ C (KIZZ-ner)

**Yesterday:** -- **Hit Streak:** 2 (2x5)  
**AZ Series:** 1x3 (1g) **Last HR:** 6/13 at LAD  
**Last Homestand:** 1x2 (1g)

▶ Is 13x43 (.302) with seven runs and two RBI in his last 19 games.

▶ Is 16x72 (.222) with a homer and three RBI in 30g for SF (25 starts).

#50 CHRISTIAN KOSS ▶ IF (KAWSS)

**Yesterday:** 1x4, r, 2b, 2rbi **Hit Streak:** 3 (4x12)  
**AZ Series:** 1x4, r, 2b, 2rbi (1g) **Last HR:** 8/5 at PIT  
**Last Homestand:** 2x4, 2r, 2b, 2rbi (2g)

▶ Is 6x19 (.316) in his last seven games but also 9x42 in his last 15gms.

▶ Owns an .820 OPS with seven XBH and 16 RBI in 35 home games... has a .521 OPS with four XBH and six RBI in 32 road games.

▶ Has appeared in games at 2B (42), 3B (13), SS (6) and pitcher (4).

#51 JUNG HOO LEE ▶ OF (jung who)

**Yesterday:** 0x0, r off the bench **Hit Streak:** -5 (0x17)  
**AZ Series:** 0x7, r, bb (3g) **Last HR:** 9/8 vs. ARI  
**Last Homestand:** 4x17, 4r, hr, 3rbi, bb, k, hbp (5g)

▶ Is hitless in his last 18 at-bats.

▶ Is 43x143 (.301) since August 1 in 39 games.

▶ Is the fifth Giant in SF history with 30+ 2B and 10+ 3B in a season.

▶ When Lee scores a run this year SF is 37-16...when he scores two or more they are 17-0.

▶ His 11 triples are tied for third-most in MLB and most by a Giant in a single season since **Brandon Crawford** also had 11 triples in 2016.

▶ His 11.1% strikeout rate ranks in the top 5% of MLB.

▶ Has played in 142 games, tied for the second-most games he's played in his career (2022 w/Kiwoom)...he played in a career-best 144g his rookie season in the KBO in 2017.

#58 GRANT McCRAY ▶ OF

**Yesterday:** 0x0, rbi, sf off the bench **Hit Streak:** -6 (0x14)  
**AZ Series:** 0x0, rbi, sf (2g) **Last HR:** 9/7/24 at SD  
**Last Homestand:** 0x0 (2g)

▶ His 101.7 mph outfield assist in the 10th last Friday was the hardest thrown outfield assist by a Giant in the *Statcast* era (since 2015).

▶ Recalled from Triple-A on Sept. 1...appeared in 6g for defense since.

▶ Went 2x20 with 10 strikeouts in 10 games his first call-up this year.

▶ Hit .250 (111x444) with 19 doubles, five triples, 15 home runs, 71 RBI and 55 walks in 110 games with the River Cats this year.

#17 HELIOT RAMOS ▶ OF (Elliott)

**Yesterday:** 0x4 **Hit Streak:** -1 (0x4)  
**AZ Series:** 1x11, r, 2b, k (3g) **Last HR:** 9/8 vs. ARI  
**Last Homestand:** 3x22, 4r, hr, 2rbi, 4bb, 9k (6g)

▶ Is 4x37 (.108) with two XBH and five runs scored in his last 10g.

▶ Worth -9 outs above average in LF, tied for the 2nd-worst mark among left fielders in MLB...his nine errors are the most by a LF in MLB.

▶ 13 of his 17 homers have come vs. RHP.

▶ Has started 146 of the Giants' 152 games, 143 in LF and three as DH.

▶ His 17 HBPs are fifth-most in MLB and most by a Giant since **Ron Hunt** in 1970 (26).

#10 CASEY SCHMITT ▶ IF

**Yesterday:** -- **Hit Streak:** 2 (3x7)  
**AZ Series:** 3x7, 2r, hr, rbi, k (2g) **Last HR:** 9/15 at ARI  
**Last Homestand:** 3x16, r, 2b, 2rbi, 2bb, 5k, 2sf (5g)

▶ Is batting .266 (17x64) with five HRs and 31 RBI w/RISP.

▶ Has a .779 OPS against RHPs with 10 homers and a .586 OPS vs. LHP with one homer.

▶ Has made 79 starts (12 at 1st, 43 at 2B, 22 at 3rd, 1 at SS, 1 at DH).

GIANTS RUN INFORMATION										
Team	1	2	3	4	5	6	7	8	9	10+
Giants	83	65	69	71	80	99	60	52	55	28
Opponents	69	73	79	65	99	89	55	52	49	14

WALK-OFF WINS (11)		
Player	Date	Play Result
Willy Adames	4/4 vs. SEA	Single
Wilmer Flores	4/6 vs. SEA	Single
Mike Yastrzemski	4/9 vs. CIN	Home Run
Patrick Bailey	4/26 vs. TEX	Single
Heliot Ramos	4/27 vs. TEX	Single
Wilmer Flores	5/17 vs. ATH	Walk
Tyler Fitzgerald	6/6 vs. ATL	Wild Pitch
Matt Chapman	6/7 vs. ATL	Home Run
Patrick Bailey	7/8 vs. PHI	Home Run
Jung Hoo Lee	8/28 vs. CHC	Single
Patrick Bailey	9/12 vs. LAD	Home Run

WALK-OFF LOSSES (6)		
Player	Date	Play Result
Jo Adell	4/20 at LAA	Double
DaShawn Keirsey Jr.	5/11 at MIN	Single
Orlando Arcia	6/12 at COL	Single
Isiah Kiner-Falefa	8/4 at PIT	Fielder's Choice
William Contreras	8/22 at MIL	Home Run
Jordan Walker	9/6 at STL	Double

CAREER GAME-ENDING HITS & WALK-OFF RBI		
Player	Hits (Last)	RBI (last)
Adames	6 (4/4/25 vs. SEA, 1B)	6 (4/4/25 vs. SEA, 1B)
Bailey	6 (9/12/25 vs. LAD, GSHR)	6 (9/12/25 vs. LAD, GSHR)
Chapman	4 (6/7/25 vs. ATL, HR)	4 (6/7/25 vs. ATL, HR)
Devers	5 (5/24/25 vs. BAL)	5 (5/24/25 vs. BAL)
Encarnacion	--	--
Flores	9 (4/6/25 vs. SEA, 1B)	14 (5/17/25 vs. ATH, BB)
Knizner	--	--
Koss	--	--
Lee	1 (8/28/25 vs. CHC, 1B)	1 (8/28/25 vs. CHC, 1B)
Ramos	--	--
Smith	2 (6/25/21 vs. PHI, 1B)	2 (6/25/21 vs. PHI, 1B)

GIANTS CAREER MILESTONES TRACKER			
Player	Stat	Total	Approaching
Adames	Doubles	192	200
Bivens	Strikeouts	94	100
Buttó	Games	92	100
Chapman	Hits	995	1,000
Devers	Doubles	286	300
Knizner	RBI	88	100
Ramos	Walks	92	100
Webb	Strikeouts	976	1,000

CATCHER'S LOG					
Catcher	Inn	CS	SB	CS%	PB
Patrick Bailey	966.2	25	58	30.1%	8
Andrew Knizner	210.0	4	14	22.2%	0
Sam Huff	148.1	7	17	29.2%	1
Logan Porter	21.2	0	0	-	0
Total	1346.2	36	89	28.8%	9

OUTFIELD ASSISTS (23)	
Player	Total
Mike Yastrzemski	9
Jung Hoo Lee	7
Heliot Ramos	5
Jerar Encarnacion	1
Drew Gilbert	1

2025 INSTANT REPLAY INFORMATION				
Team	Challenges	Won	Lost	Rate
Giants	44	25	19	57%
Opponents	40	24	16	60%

GIANTS EJECTIONS (7)		
Date	Player/Coach	Umpire
5/11 @ MIN	Bob Melvin	Ramon De Jesus
5/27 @ DET	Bob Melvin	Tony Randazzo
6/30 @ AZ	Bob Melvin	Quinn Wolcott
7/20 @ TOR	Justin Verlander	Chad Whitson
9/2 @ COL	Matt Chapman	Phil Cuzzi
9/2 @ COL	Willy Adames	Phil Cuzzi
9/3 @ COL	Bob Melvin	Dan Bellino

2025 GIANTS RECORD WHEN...			
Overall .....	76-76	Series Opener at Home .....	11-13
Home .....	38-37	Series Opener on Road .....	13-12
Road .....	38-39	By Series .....	24-22-3
Day .....	31-33	By Home Series .....	11-12-1
Night .....	45-43	By Road Series .....	13-10-2
Current Streak .....	W1	Rubber Games .....	13-9
Last 5 Games .....	1-4	Sweeps/Were Swept .....	6-8
Last 10 Games .....	4-6	Scored First .....	52-28
March .....	3-1	Opponent Scored First .....	24-48
April .....	16-11	1-run games .....	26-27
May .....	13-14	1 or 2 run games .....	38-46
June .....	13-14	Comeback Wins .....	35-34
July .....	9-15	Last AB Wins .....	22-13
August .....	14-14	Walkoff Wins .....	11-7
September .....	8-7	Extra Innings .....	9-6
Vs. LHSP .....	16-27	Led After 6 .....	54-9
Vs. RHSP .....	60-49	Led After 7 .....	56-7
Series Opener .....	24-25	Led After 8 .....	59-5
Tied After 6 .....	9-11	Hit 2+ HR .....	35-8
Tied After 7 .....	9-8	Scored 3 or Fewer Runs .....	16-52
Tied After 8 .....	11-5	Scored 4 or More Runs .....	60-24
Behind After 6 .....	12-56	Scored 5 or More Runs .....	48-14
Behind After 7 .....	10-61	Allowed 3 or Fewer Runs .....	54-23
Behind After 8 .....	5-66	Allowed 4 or More Runs .....	22-53
Division Games .....	20-25	Allowed 5 or More Runs .....	14-44
Vs. Other Divisions .....	56-51	More Hits than Opponent .....	44-14
Vs. A.L. Teams .....	24-24	Fewer Hits than Opponent .....	26-58
Vs. N.L. Teams .....	52-52	Committed No Errors .....	50-33
Vs. A.L. East .....	7-8	Committed 1 or More Errors ..	26-43
Vs. A.L. Central .....	3-12	Before All-star Game .....	52-45
Vs. A.L. West .....	14-4	After All-star Game .....	24-31
Vs. N.L. East .....	16-15	Starter Goes at least 5 inn .....	63-42
Vs. N.L. Central .....	16-12	Starter Goes at least 6 inn .....	33-29
Vs. N.L. West .....	20-25	Starter Goes at least 7 inn .....	15-7
Hit 0 HR .....	18-35		
Hit 1+ HR .....	58-41		



HOME RUN BREAKDOWNS

Player	Total	RUNNERS ON				SPLITS				SCORE			STATCAST MAX			
		0	1	2	3	vL	vR	Home	Away	Tied Game	Go Ahead	Team W-L	EV (mph)	Distance (ft)	Bat Speed (mph)	Last HR
Willy Adames	28	21	6	1	-	10	18	11	17	2	12	14-10	108.8	452	76.3	9/9 vs. AZ
Patrick Bailey	6	3	1	1	1	1	5	5	1	-	2	5-1	106.5	414	75.6	9/12 vs. LAD
Matt Chapman	21	9	10	1	1	3	18	12	9	1	5	14-5	110.7	450	83.3	9/8 vs. AZ
Rafael Devers	16	10	3	3	-	4	12	8	8	1	8	10-4	114.5	438	81.2	9/5 @ STL
Bryce Eldridge	-	-	-	-	-	-	-	-	-	-	-	-	-	-	-	-
Jerar Encarnacion	2	2	-	-	-	1	1	-	2	1	-	2-0	111.4	442	79.0	8/6 @ PIT
Wilmer Flores	16	7	4	4	1	6	10	7	9	2	7	11-3	106.8	413	70.3	9/16 @ AZ
Drew Gilbert	3	2	1	-	-	-	3	1	2	-	-	3-0	109.8	407	73.8	9/3 @ COL
Andrew Knizner	1	1	-	-	-	1	-	-	1	-	-	1-0	106.5	397	73.5	6/13 @ LAD
Christian Koss	3	-	2	-	1	-	3	2	1	-	2	2-1	107.6	419	77.1	8/5 @ PIT
Jung Hoo Lee	8	2	3	3	-	3	5	3	5	-	3	5-2	105.4	406	78.1	9/8 vs. AZ
Grant McCray	-	-	-	-	-	-	-	-	-	-	-	-	-	-	-	-
Heliot Ramos	17	10	7	-	-	4	13	8	9	-	7	9-8	112.8	435	81.2	9/8 vs. AZ
Casey Schmitt	11	6	1	2	2	1	10	2	9	1	1	8-3	111.6	423	81.4	9/15 @ AZ
Team Totals	162	90	47	19	6	42	120	71	91	-	-	-	114.5	452	83.3	-
Opponent Totals	129	76	43	9	1	33	96	67	62	-	-	-	115.4	484	85.6	-

2-HOMER GAMES (10)

Player (Career)	Date
Jung Hoo Lee (1)	4/13 @ NYY
Willy Adames (8)	5/4 vs. COL
Wilmer Flores (10)	5/16 vs. ATH
Willy Adames (9)	7/19 at TOR
Rafael Devers (20)	7/23 at ATL
Matt Chapman (13)	7/27 vs. NYM
Willy Adames (10)	8/22 at MIL
Rafael Devers (21)	8/27 vs. CHC
Willy Adames (11)	8/28 vs. CHC
Matt Chapman (14)	9/3 at COL

3-HOMER GAMES (1)

Player (Career)	Date
Wilmer Flores (1)	5/16 vs. ATH

GRAND SLAMS (5)

Player (Career)	Date
Matt Chapman (3)	5/3 vs. COL
Wilmer Flores (7)	5/16 vs. ATH
Christian Koss (1)	5/13 vs. AZ
Casey Schmitt (1)	6/13 @ LAD
Casey Schmitt (2)	6/14 @ LAD
Patrick Bailey (1)	9/12 vs. LAD (wo)

LEADOFF HOME RUNS (6)

Player (Career)	Date
Heliot Ramos (1)	5/1 vs. COL
Heliot Ramos (2)	5/18 vs. ATH
Mike Yastrzemski (6)	6/25 vs. MIA
Mike Yastrzemski (7)	7/2 at AZ
Heliot Ramos (3)	8/18 at SD
Jung Hoo Lee (2)	8/19 at SD

WALK-OFF HOME RUNS (4)

Player (Career)	Date
Mike Yastrzemski (5)	4/9 vs. CIN
Matt Chapman (3)	6/7 vs. ATL
Patrick Bailey (3)	7/8 vs. PHI (IP)
Patrick Bailey (4)	9/12 vs. LAD (GS)

BACK-TO-BACK HOMERS (4)

Player	Date
Gilbert/Fitzgerald	8/17 vs. TB
Ramos/Devers	8/18 at SD
Devers/Adames	8/21 at SD
Devers/Adames	9/5 at STL

SPLASH HIT HOME RUNS (2)

Player (Career)	Date
Mike Yastrzemski (7)	4/9 vs. CIN (10th)
Dominic Smith (1)	8/29 vs. BAL (4th)

PINCH-HIT HOMERS (3)

Player (Career)	Date
LaMonte Wade Jr. (2)	4/2 @ HOU
Daniel Johnson (2)	6/15 @ LAD
Luis Matos (1)	7/13 vs. LAD

INSIDE-THE-PARK HOMERS (1)

Player (Career)	Date
Patrick Bailey (1)	7/8 vs. PHI (WO)

TOP-5 HR BY EXIT VELOCITY (MPH)

PLAYER	STAT	DATE
Rafael Devers	114.5	9/1 @ COL
Heliot Ramos	112.8	5/1 vs. COL
Casey Schmitt	111.6	6/22 vs. BOS
Heliot Ramos	111.4	5/28 @ DET
Jerar Encarnacion	111.4	8/6 @ PIT

TOP-5 HR BY DISTANCE (FT)

PLAYER	STAT	DATE
Willy Adames	452	6/11 @ COL
Matt Chapman	450	9/3 @ COL
Jerar Encarnacion	442	8/6 @ PIT
Willy Adames	439	6/10 @ COL
Rafael Devers	438	6/26 vs. MIA

TOP-5 HR BY BAT SPEED (MPH)

PLAYER	STAT	DATE
Matt Chapman	83.3	4/17 @ PHI
Sam Huff	82.9	4/20 @ LAA
Casey Schmitt	81.4	6/22 vs. BOS
Heliot Ramos	81.2	8/18 @ SD
Rafael Devers	81.2	8/9 vs. WSH

DAY-BY-DAY

GM	Date	D/N	OPP	W/L	SCORE	W-L-SV	RECORD	POS	GB/GA	ATT	GM	Date	D/N	OPP	W/L	SCORE	W-L-SV	RECORD	POS	GB/GA	ATT
1	3/27	D	at CIN	W	6-4	Rogers-Gibaut-Walker	1-0	T2	-1.0	43,876*	98	7/18	N	at TOR	L	0-4	Bassitt-Verlander	52-46	3	-6.0	41,339*
	3/28	Off Day						3	-1.5		99	7/19	D	at TOR	L	3-6	Lauer-Webb-Hoffman	52-47	3	-6.0	42,015*
2	3/29	D	at CIN	L	2-3	Lodolo-Bivens-Pagan	1-1	T3	-2.5	40,200	100	7/20	D	at TOR	L	6-8	Berrios-Ray-Rodriguez	52-48	3	-6.0	41,693*
3	3/30	D	at CIN	W	6-3	Ray-Martinez-Doval	2-1	3	-2.0	14,089	101	7/21	N	at ATL	L	5-9	Elder-Birdsong	52-49	3	-7.0	34,857
4	3/31	N	at HOU	W	7-2	Hicks-Blanco	3-1	3	-2.0	28,324	102	7/22	N	at ATL	W	9-0	Roupp-Daniel	53-49	3	-6.0	36,433
5	4/1	N	at HOU	W	3-1	Webb-Wesneski-Walker	4-1	3	-2.0	30,314	103	7/23	D	at ATL	W	9-3	Verlander-Strider	54-49	3	-6.0	33,352
6	4/2	D	at HOU	W	6-3	Rodriguez-Valdez-Doval	5-1	3	-2.0	24,114		7/24	Off Day						3	-6.0	
	4/3	Off Day						3	-2.0		104	7/25	N	NYM	L	1-8	Holmes-Webb	54-50	3	-7.0	41,163*
7	4/4	D	SEA	W	10-9 (11)	Bivens-Vargas	6-1	3	-1.0	40,865*	105	7/26	N	NYM	L	1-2	Peterson-Ray-Diaz	54-51	3	-7.0	39,029
8	4/5	N	SEA	W	4-1	Ray-Miller-Walker	7-1	2	-1.0	40,886*	106	7/27	D	NYM	L	3-5	Butto-Rodriguez-Diaz	54-52	3	-7.0	40,124*
9	4/6	D	SEA	W	5-4	Doval-Santos	8-1	1	--	41,060*	107	7/28	N	PIT	L	5-6	Ramirez-Seymour-Bednar	54-53	3	-8.0	35,572
10	4/7	N	CIN	L	0-2	Greene-Doval-Santillan	8-2	2	-0.5	30,138	108	7/29	N	PIT	L	1-3	Ashcraft-Rogers-Santana	54-54	3	-9.0	38,142
11	4/8	N	CIN	L	0-1	Lodolo-Roupp-Pagán	8-3	2	-0.5	30,261	109	7/30	D	PIT	L	1-2 (10)	Mattson-Walker	54-55	3	-9.0	38,144
12	4/9	D	CIN	W	8-6 (10)	Miller-Pagán	9-3	2	-0.5	35,186		7/31	Off Day					3	-9.0		
	4/10	Off Day						2	-0.5		110	8/1	N	at NYM	W	4-3 (10)	Walker-Diaz-Rodriguez	55-55	3	-9.0	42,777*
13	4/11	N	at NYN	W	9-1 (6)	Ray-Stroman	10-3	2	-0.5	35,286	111	8/2	D	at NYM	L	6-12	Garrett-Teng	55-56	3	-9.0	43,455*
14	4/12	D	at NYN	L	4-8	Warren-Hicks	10-4	2	-1.5	35,455	112	8/3	D	at NYM	W	12-4	Whisenhunt-Montas	56-56	3	-9.0	42,876*
15	4/13	D	at NYN	W	5-4	Webb-Rodón-Walker	11-4	2	-1.5	36,449	113	8/4	N	at PIT	L	4-5	Moreta-Rodriguez	56-57	3	-9.0	13,921
16	4/14	N	at PHI	W	10-4	Roupp-Walker	12-4	2	-1.5	40,636	114	8/5	N	at PIT	W	8-1	Webb-Burrows	57-57	3	-9.0	18,421
17	4/15	N	at PHI	L	4-6	Kerkring-Verlander-Strahm	12-5	2	-1.5	38,119	115	8/6	D	at PIT	W	4-2	Walker-Santana-Rodriguez	58-57	3	-8.0	14,005
18	4/16	N	at PHI	W	11-4	Trivino-Nola	13-5	2	-1.5	38,532		8/7	Off Day					3	-8.0		
19	4/17	D	at PHI	L	4-6	Sanchez-Hicks-Alvarado	13-6	3	-2.0	41,321	116	8/8	N	WSH	W	5-0	Teng-Irvin	59-57	3	-8.0	38,679
20	4/18	N	at LAA	L	0-2	Anderson-Webb-Jansen	13-7	3	-2.0	43,912*	117	8/9	D	WSH	L	2-4	Lord-Whisenhunt-Ferrer	59-58	3	-9.0	38,742
21	4/19	N	at LAA	W	3-2	Roupp-Hendricks-Walker	14-7	3	-1.0	44,374*	118	8/10	D	WSH	L	0-8	Gore-Verlander	59-59	3	-9.0	40,089*
22	4/20	D	at LAA	L	4-5	Darrell-Hicks-Walker	14-8	3	-2.0	36,026	119	8/11	N	SD	L	1-4	Darvish-Webb-Suarez	59-60	3	-9.0	31,018
23	4/21	N	MIL	W	5-2	Birdsong-Anderson-Doval	15-8	3	-1.0	31,758	120	8/12	N	SD	L	1-5	Adam-Ray	59-61	3	-9.0	35,186
24	4/22	N	MIL	L	3-11	Quintana-Hicks	15-9	3	-2.0	28,573	121	8/13	D	SD	L	1-11	Pivetta-Teng	59-62	T3	-10.0	35,080
25	4/23	N	MIL	W	4-2	Webb-Peralta-Doval	16-9	T2	-1.0	29,049		8/14	Off Day					4	-10.0		
26	4/24	D	MIL	W	6-5	Rogers-Alexander-Doval	17-9	2	-0.5	28,592	122	8/15	N	TB	L	6-7	Fairbanks-Rodriguez	59-63	4	-10.0	34,172
27	4/25	N	TEX	L	0-2	Evoadi-Verlander-Jackson	17-10	2	-0.5	40,080*	123	8/16	N	TB	L	1-2	Uceta-Buttó-Fairbanks	59-64	4	-11.0	35,070
28	4/26	D	TEX	W	3-2	Walker-J. Webb	18-10	1	0.5	40,153*	124	8/17	D	TB	W	7-1	Webb-Pepiot	60-64	4	-11.0	38,876
29	4/27	D	TEX	W	3-2	Doval-Jackson	19-10	1	0.5	40,118*											
	4/28	Off Day						T1	0.0		125	8/18	N	at SD	W	4-3	Ray-Cortes-Rodriguez	61-64	4	-10.0	42,730*
30	4/29	N	at SD	L	4-7	Pivetta-Webb-Suarez	19-11	2	-1.0	47,345*	126	8/19	N	at SD	L	1-5	Pivetta-Teng	61-65	4	-11.0	40,624*
31	4/30	D	at SD	L	3-5	King-Roupp-Suarez	19-12	3	-2.0	37,698	127	8/20	N	at SD	L	1-8	Sears-Roupp	61-66	4	-11.0	42,589*
32	5/1	N	COL	L	3-4	Chivilli-Rogers-Agnos	19-13	3	-2.5	27,198	128	8/21	D	at SD	L	4-8	Cease-Verlander	61-67	4	-12.0	39,156
33	5/2	N	COL	W	4-0	Ray-Senzatela	20-13	3	-2.5	35,036	129	8/22	N	at MIL	L	4-5	Megill-Rodriguez	61-68	4	-12.0	41,716*
34	5/3	D	COL	W	6-3	Rodriguez-Bird-Walker	21-13	3	-2.5	40,049*	130	8/23	N	at MIL	W	7-1	Webb-Anderson	62-68	4	-12.0	41,034*
35	5/4	D	COL	W	9-3	Webb-Márquez	22-13	3	-1.5	41,087*	131	8/24	D	at MIL	W	4-3	Buttó-Megill-Walker	63-68	4	-11.0	42,053*
36	5/5	N	at CHC	L	2-9	Boyd-Roupp	22-14	3	-2.5	36,834		8/25	Off Day					4	-11.5		
37	5/6	N	at CHC	W	14-5 (11)	Miller-Pressly	23-14	3	-1.5	37,303	132	8/26	N	CHC	W	5-2	Verlander-Boyd-Walker	64-68	3	-11.5	35,060
38	5/7	D	at CHC	W	3-1	Ray-Brown-Walker	24-14	3	-1.5	31,889	133	8/27	N	CHC	W	12-3	Whisenhunt-Rea	65-68	3	-11.5	30,457
	5/8	Off Day							-1.0		134	8/28	D	CHC	W	4-3	Walker-Palencia	66-68	3	-11.0	32,187
39	5/9	N	at MIN	L	1-3	Paddack-Hicks-Coulombe	24-15	3	-2.0	21,744	135	8/29	N	BAL	W	15-8	Bivens-Kremer	67-68	3	-10.0	40,043*
40	5/10	N	at MIN	L	1-2	Ryan-Webb-Duran	24-16	3	-2.0	23,813	136	8/30	D	BAL	L	1-11	Rogers-Seymour	67-69	4	-10.0	37,711
41	5/11	D	at MIN	L	6-7 (10)	Duran-Walker	24-17	3	-3.0	23,551	137	8/31	D	BAL	W	13-2	Verlander- Sugano-Bivens	68-69	3	-10.0	39,220
42	5/12	N	AZ	L	1-2	Kelly-Verlander-S. Miller	24-18	3	-3.5	27,387	138	9/1	D	at COL	W	8-2	Teng-Dollander	69-69	3	-9.5	28,805
43	5/13	N	AZ	W	10-6	Ray-Pfaadt	25-18	3	-2.5	30,960	139	9/2	N	at COL	W	7-4	Webb-Freeland-Walker	70-69	3	-8.5	18,934
44	5/14	D	AZ	L	7-8	Thompson-Hicks-Miller	25-19	3	-3.5	30,078	140	9/3	N	at COL	W	10-8	Peguero-Peralta-Walker	71-69	3	-7.5	19,802
	5/15	Off Day							-4.0			9/4	Off Day					3	-7.0		
45	5/16	N	ATH	W	9-1	Webb-Sears	26-19	3	-3.0	41,112*	141	9/5	N	at STL	W	8-2	Seymour-McGreevy-Beck	72-69	3	-6.0	25,837
46	5/17	N	ATH	W	1-0 (10)	Doval-Miller	27-19	3	-2.0	40,448*	142	9/6	N	at STL	L	2-3	O'Brien-Walker	72-70	3	-6.0	26,085
47	5/18	D	ATH	W	3-2	Rodriguez-Ferguson-Walker	28-19	3	-1.0	40,051*	143	9/7	D	at STL	L	3-4	Gray-Teng-O'Brien	72-71	3	-7.0	29,923
48	5/19	N	KC	L	1-3	Bubic-Rogers-Estevez	28-20	3	-1.0	28,432	144	9/8	N	AZ	W	11-5	Webb-Garcia	73-71	3	-7.0	26,699
49	5/20	N	KC	W	3-2	Birdsong-Lorenzen-Walker	29-20	2	-1.0	32,118	145	9/9	N	AZ	W	5-3	Ray-Gallen-Walker	74-71	3	-7.0	30,883
50	5/21	D	KC	L	4-8	Bowlan-Webb	29-21	2	-2.0	29,064	146	9/10	D	AZ	L	3-5	Rodriguez-Semyour-	74-72	3	-8.0	33,810
	5/22	Off Day						2	-2.0			9/11	Off Day					3	-8.0		
51	5/23	N	at WSH	W	4-0	Roupp-Gore	30-21	2	-2.0	19,195	147	9/12	N	LAD	W	5-1 (10)	Peguero-Treinen	75-72	3	-7.0	40,509*
52	5/24	D	at WSH	L	0-3	Irvin-Harrison-Lopez	30-22	2	-2.0	36,873	148	9/13	N	LAD	L	7-13	Henriquez-Webb	75-73	3	-8.0	40,474*
53	5/25	D	at WSH	W	3-2	Ray-Soroka-Walker	31-22	2	-1.0	31,581	149	9/14	D	LAD	L	2-10	Glasnow-Ray	75-74	3	-9.0	40,112*
54	5/26	D	at DET	L	1-3	Montero-Birdsong-Vest	31-23	3	-2.0	31,640	150	9/15	N	at AZ	L	1-8	Gallen-Gage	75-75	4	-9.0	21,521
55	5/27	N	at DET	L	1-3	Flaherty-Webb-Vest	31-24	3	-3.0	21,092	151	9/16	N	at AZ	L	5-6	Saalfrank-Walker	75-76	4	-9.0	26,431
56	5/28	D	at DET	L	3-4	Haniffee-Roupp-Kahnle	31-25	3	-3.0	31,602	152	9/17	D	at AZ	W	5-1 (11)	Peguero-Curtiss	76-76	4	-9.0	19,513
	5/29	Off Day						31-25	3	-3.0	153	9/18	N	at LAD			KNBR Radio; KSFN Radio; NBC Sports Bay Area				
57	5/30	N	at MIA	W	2-0	Harrison-Quantrill-Doval	32-25	3	-3.0	10,361	154	9/19	N	at LAD			KNBR Radio; KSFN Radio; NBC Sports Bay Area; KNTV				
58	5/31	D	at MIA	L	0-1	Cabrera-Ray-Faucher	32-26	3	-4.0	12,387	155	9/20	N	at LAD			KNBR Radio; KSFN Radio; NBC Sports Bay Area				
59	6/1	D	at MIA	W	4-2	Birdsong-Weathers-Doval	33-26	3	-3.0	13,422	156	9/21	D	at LAD			KNBR Radio; KSFN Radio; NBC Sports Bay Area				
60	6/2	N	SD	L	0-1 (10)	Suarez-Walker	33-27	3	-3.0	35,680	157	9/22	N	STL			KNBR Radio; KSFN Radio; NBC Sports Bay Area				
61	6/3	N	SD	L	2-3 (10)	Matsui-Bivens-Estrada	33-28	3	-4.0	35,522	158	9/23	N	STL			KNBR Radio; KSFN Radio; NBC Sports Bay Area				
62	6/4	N	SD	W	6-5	Hjelle-Adam-Rodriguez	34-28	3	-3.0	34,821	159	9/24	N	STL			KNBR Radio; KSFN Radio; NBC Sports Bay Area				
63	6/5	D	SD	W	3-2	Ray-Cease-Doval	35														



HIGHS & LOWS

TEAM BATTING	
Most At-Bats, Game	49, 4/4 vs. SEA
Most Plate Appearances, Game	56, 4/4 vs. SEA
Most Runs, Game	15, 8/29 vs. BAL
Most Runs, Inning	9, 5/6 @ CHC
Most Hits, Game	18, 2x, last: 9/5 @ STL
Most Hits, Inning	6, 2x, last: 8/31 vs. BAL
Fewest Hits, Game	2, 2x, last: 9/15 @ AZ
Most Doubles, Game	5, 2x, last: 8/15 vs. TB
Most Triples, Game	2, 2x, last: 7/11 vs. LAD
Most Extra-Base Hits, Game	8, 4/9 vs. CIN
Most Home Runs, Game	5, 9/8 vs. AZ
Most Home Runs, Inning	3, 8/18 @ SD
Most Total Bases, Game	29, 2x, last: 9/8 vs. AZ
Most RBI, Game	14, 2x, last: 8/29 vs. BAL
Most Stolen Bases, Game	4, 2x, last: 6/1 @ MIA
Most Caught Stealing, Game	2, 4/21 vs. MIL
Most Walks, Game	11, 4/11 @ NYY
Most Hit-By-Pitch, Game	3, 2x, last: 7/5 @ ATH
Most Strikeouts, Game	17, 3/27 @ CIN
Most Sac Hits, Game	2, 3x, last: 7/30 vs. PIT
Most Sac Flies, Game	2, 11x, last: 8/31 vs. BAL
Most GDP, Game	3, 6x, last: 8/21 @ SD
Most Left On Base, Game	16, 4/4 vs. SEA

TEAM PITCHING	
Most Innings Pitched, Game	11.0, 4x, last: 9/17 @ AZ
Most Runs Allowed, Game	13, 2x, last: 9/13 vs. LAD
Most Runs Allowed, Inning	8, 4/22 vs. MIL
Fewest Runs Allowed, Game	0, 6x, last: 8/8 vs. WSH
Most Hits Allowed, Game	18, 9/14 vs. LAD
Most Hits Allowed, Inning	7, 7/9 vs. PHI
Fewest Hits Allowed, Game	2, 2x, last: 6/13 @ LAD
Most Earned Runs Allowed, Game	13, 9/13 vs. LAD
Most Doubles Allowed, Game	6, 2x, last: 7/27 vs. NYM
Most Triples Allowed, Game	3, 5/4 vs. COL
Most Home Runs Allowed, Game	4, 3x, last: 8/20 @ SD
Most Stolen Bases Allowed, Game	3, 7x, last: 8/9 vs. WSH
Most Walks Allowed, Game	10, 6/14 @ LAD
Fewest Walks Allowed, Game	0, 9x, last: 9/1 @ COL
Most Hit-By-Pitch, Game	2, 10x, last: 9/6 @ STL
Most Strikeouts, Game	16, 2x, last: 5/28 @ DET

TEAM FIELDING	
Most Errors, Game	4, 5/5 @ CHC
Most Double Plays Turned, Game	3, 5x, last: 9/1 @ COL

TEAM MISCELLANEOUS	
Longest Game, Innings	11, 4x, last: 9/17 @ AZ
Longest Game, Time (9 Innings)	3:15, 9/13 vs. LAD
Longest Game, Time (Extra Innings)	4:03, 4/4 vs. SEA
Shortest Game, Time	1:52, 5/24 @ WSH
Largest Home Crowd	41,163, 7/25 vs. NYM
Smallest Home Crowd	26,699, 9/8 vs. AZ
Largest Road Crowd	53,980, 6/15 @ LAD
Smallest Road Crowd	10,361, 5/30 @ MIA
Largest Winning Margin	11, 8/31 vs. BAL
Largest Losing Margin	-13, 7/9 vs. PHI
Largest Comeback Win	5, 2x, last: 6/4 vs. SD
Largest Lead Blown In Loss	5, 6/12 @ COL
Most Games Under .500	7, 1x, last: 8/22 (61-68)
Most Games Over .500	12, 2x, last: 6/13 (41-29)

INDIVIDUAL BATTING	
Most At-Bats	7, Willy Adames, 4/4 vs. SEA
Most Plate Appearances	7, 2x, last: Willy Adames, 4/4 vs. SEA
Most Runs	4, Rafael Devers, 8/27 vs. CHC
Most Hits	4, 10x, last: Jung Hoo Lee, 9/5 @ STL
Most Doubles	2, 13x, last: Dominic Smith, 9/5 @ STL
Most Triples	1, 26x, last: Jung Hoo Lee, 9/5 @ STL
Most Extra-Base Hits	3, 7x, last: Matt Chapman, 9/3 @ COL
Most Home Runs	3, Wilmer Flores, 5/16 vs. ATH
Most Total Bases	12, Wilmer Flores, 5/16 vs. ATH
Most RBI	8, Wilmer Flores, 5/16 vs. ATH
Most Stolen Bases	2, 2x, last: Heliot Ramos, 6/1 @ MIA
Most Caught Stealing	1, 21x, last: Willy Adames, 9/10 vs. AZ
Most Walks	3, 5x, last: Willy Adames, 7/22 @ ATL
Most Hit-By-Pitch	1, 51x, last: Jung Hoo Lee, 9/14 vs. LAD
Most Strikeouts	4, 6x, last: Rafael Devers, 8/15 vs. TB
Most Sac Hits	2, 2x, last: Tyler Fitzgerald, 6/22 vs. BOS
Most Sac Flies	2, 2x, last: Dominic Smith, 6/6 vs. ATL
Most GDP	2, 5x, last: Heliot Ramos, 9/17 @ AZ
Most Left On Base	8, Matt Chapman, 7/6 @ ATH

INDIVIDUAL PITCHING	
Most Innings Pitched	9.0, Robbie Ray, 7/3 @ AZ
Most Runs Allowed	7, 4x, last: Justin Verlander, 8/21 @ SD
Most Hits Allowed	11, 2x, last: Justin Verlander, 8/10 vs. WSH
Fewest Hits Allowed, Complete Game	3, Robbie Ray, 7/3 @ AZ
Most Earned Runs Allowed	7, 2x, last: Hayden Birdsong, 6/26 vs. MIA
Most Home Runs Allowed	3, 2x, last: Carson Whisenhunt, 8/9 vs. WSH
Most Walks Allowed	5, 9x, last: Kai-Wei Teng, 9/7 @ STL
Most Hit-By-Pitch	2, 3x, last: Logan Webb, 8/23 @ MIL
Most Strikeouts, Reliever	6, Tristan Beck, 8/30 vs. BAL
Most Strikeouts	12, Logan Webb, 4/18 @ LAA

THE LAST TIME...

FOR THE GIANTS	
<b>HITTING:</b>	
Hit for the Cycle .....	Pablo Sandoval, Sept. 15, 2011 at COL
Grand Slam .....	Patrick Bailey, September 12, 2025 vs. LAD (10th)
Inside-the-Park Home Run .....	Patrick Bailey, July 8, 2025 vs. PHI (9th) (WO)
Homers from both sides of plate .....	Pablo Sandoval, Sept. 20, 2012 vs. COL
Pinch-Hit Home Run .....	Luis Matos, July 13, 2025 vs. LAD (9th)
Pinch-Hit Grand Slam .....	J.D. Davis, June 17, 2023 at LAD (7th)
Home Run in first ML at-bat .....	Brett Pill, September. 6, 2011 at SD
Leadoff Home Run .....	Jung Hoo Lee, August 19, 2025 at SD
Walk-off Home Run .....	Patrick Bailey, September 12, 2025 vs. LAD (10th)
Walk-off Grand Slam .....	Patrick Bailey, September 12, 2025 vs. LAD (10th)
Consecutive Walk-off Wins .....	April 26-27, 2025 vs. TEX
Five-Hit Game .....	Alex Dickerson, Sept. 1, 2020 at COL
Six-Hit Game .....	Andrew McCutchen, April 7, 2018 vs. LAD
Seven-Hit Game .....	Brandon Crawford, Aug. 8, 2016 at MIA
Two Hits, One Inning .....	Heliot Ramos, May 6, 2025 at CHC (11th)
Two Home Runs, One Inning .....	Pablo Sandoval, Sept. 18, 2011 at COL (4th)
Two Home Runs, Game .....	Matt Chapman, September 3, 2025 at COL
Three Home Run Game .....	Wilmer Flores, May 16, 2025 vs. ATH
Four Home Run Game .....	Willie Mays, April 30, 1961 at MIL
Back-to-Back HRs .....	Rafael Devers/Willy Adames, September 5, 2025 at STL (1st)
Three Consecutive HRs .....	Flores/Haniger/Davis, September 8, 2023 vs. COL (6th)
Three Home Runs, One Inning .....	September 8, 2024 at SD (6th)
Four Home Runs, One Inning .....	April 3, 2023 at CWS (5th)
Five Home Runs, One Inning .....	Aug. 23, 1961 at CIN (9th)
"Splash Home Run" .....	Dominic Smith, August 29, 2025 vs. BAL (4th)
Walk-Off "Splash Hit" Homer .....	Mike Yastrzemski, April 9, 2025 vs. CIN (10th)
Total Number of Giants "Splash HR's" .....	107

<b>PITCHING:</b>	
A Perfect Game .....	Matt Cain, June 13, 2012 vs. HOU
No-Hitter .....	Blake Snell, August 2, 2024 at CIN
No-Hitter at Home .....	Tim Lincecum, June 25, 2014 vs. SD
CG, One-Hitter .....	Alex Cobb, August 29, 2023 vs. CIN
10+ Innings Pitched .....	Mike LaCoss, Aug. 16, 1987 vs. LA
15+ Strikeouts .....	Blake Snell, July 27, 2024 vs. COL (15) (G1)
Complete Game Shutout .....	Blake Snell, August 2, 2024 at CIN
Back-to-Back CG Victories .....	Webb/Snell, July 31-Aug 2, 2024 (vs. OAK/at CIN)
Back-to-Back Individual SHO Victories ..	Webb/Snell, July 31-Aug 2, 2024 (vs. OAK/at CIN)
Back-to-Back-to-Back Shutouts (Team) .....	May 19-21, 2015 vs. LAD

<b>MISCELLANEOUS:</b>	
Turn a Triple Play .....	May 30, 2008 vs. SD
Hit Into a Triple Play .....	Brandon Crawford, July 29, 2016 vs. WAS
Position Player Pitching .....	Christian Koss, August 30, 2025 vs. BAL (9th)
Three-or-more Steals, One Game .....	Tyler Fitzgerald, Aug. 8, 2024 at WSH
Straight Steal of Home .....	Omar Vizquel, June 13, 2008 vs. OAK (2nd)

AGAINST THE GIANTS	
<b>HITTING:</b>	
Hit for the Cycle .....	Eddie Rosario (ATL), Sept. 19, 2021 at SF
Grand Slam .....	Christian Yelich, April 22, 2025 vs. MIL (6th)
Inside-the-Park Home Run .....	Stuart Fairchild, May 10, 2024 vs. CIN (8th)
HRs from both sides of plate .....	Lance Berkman, April 13, 2006 vs. HOU
Pinch-Hit Home Run .....	Ryan O'Hearn, August 18, 2025 at SD (7th)
Pinch-Hit Grand Slam .....	Ty Kelly, Aug. 19, 2017 vs. PHI
Home Run in first ML at-bat .....	Adam Wainwright, May 24, 2006 vs. STL
Leadoff Home Run .....	Geraldo Perdomo, September 10, 2025 vs. ARI
Walk-off Home Run .....	William Contreras, August 22, 2025 at MIL (9th)
Walk-off Grand Slam .....	Howie Kendrick, Aug. 13, 2017 (GM 2) at WAS
Home Run by a Pitcher .....	Jake Arrieta, June 3, 2018 vs. PHI
Five-Hit Game .....	Nelson Cruz, April 29, 2023 at SD * (CDMX)
Six-Hit Game .....	Rondell White, June 11, 1995 vs. MON
Seven-Hit Game .....	None
Two Hits, One Inning .....	Jake Bauers, April 22, 2025 vs. MIL (6th)
Two Home Runs, One Inning .....	Mike Lansing, May 7, 1997 vs. MON
Two Home Runs, Game .....	Shohei Ohtani, June 15, 2025 at LAD
Three Home Run Game .....	Jack Suwinski, June 19, 2022 at PIT
Four Home Run Game .....	None
Back-to-Back HR .....	RPaul DeJong/Josh Bell, August 9, 2025 vs. WSH (3rd)
Back-to-Back HR to lead off game .....	Mookie Betts/Max Muncy, June 28, 2021 at LAD
Three Consecutive HRs .....	Suárez/Winker/Dietrich, May 5, 2019 at CIN (1st)
Three Home Runs, One Inning .....	July 1, 2023 at NYM (3rd)
Four Home Runs, One Inning .....	May 20, 2001 at ATL (7th)
Five Home Runs, One Inning .....	None
"Splash Home Run" .....	Ronny Mauricio, July 27, 2025 vs. NYM (7th)
Total Number of "Splash HR's" .....	66

<b>PITCHING:</b>	
A Perfect Game .....	None
No-Hitter .....	Homer Bailey, July 2, 2013 at CIN
No-Hitter at SF .....	Kevin Brown, June 10, 1997 at SF
CG, One-Hitter .....	Germán Márquez, April 14, 2019 vs. COL
10+ Innings Pitched .....	Cliff Lee, April 18, 2012 vs. PHI (10)
15+ Strikeouts .....	Clayton Kershaw, Sept. 2, 2015 at LAD
Complete Game Shutout .....	Logan Gilbert, July 4, 2023 vs. SEA
Back-to-Back CG Wins .....	Kershaw/Rusin, Sept. 2-3, 2015 at LAD/at COL
Back-to-Back-Back Shutouts (Team) .....	April 7-8, 2025 (vs. CIN)

<b>MISCELLANEOUS:</b>	
Turn a Triple Play .....	(WAS), July 29, 2016 at AT&T Park (8th)
Hit Into a Triple Play .....	(SD), May 30, 2004 at AT&T Park (8th)
Position Player Pitching .....	Alex Jackson , August 31, 2025 vs. BAL (8th)
Three-or-more Steals, One Game .....	Dylan Moore, August 25, 2024 at SEA
Straight Steal of Home .....	Paul Lo Duca (LAD), June 24, 2004 at AT&T Park (4th)

DODGERS PITCHERS VS. GIANTS

STATS UPDATED THROUGH SEPTEMBER 17, 2025 AND INCLUDE REGULAR & POSTSEASON STATS

vs. Anthony Banda

Career	BA	OBP	SLG	AB	H	2B	3B	HR	BB	K
Willy Adames	1.000	1.000	3.000	1	1	0	1	0	1	0
Matt Chapman	.000	.000	.000	1	0	0	0	0	0	1
Rafael Devers	.000	.000	.000	3	0	0	0	0	0	1
Wilmer Flores	1.000	1.000	1.000	1	1	0	0	0	0	0
Andrew Knizner	.000	.000	.000	3	0	0	0	0	0	1
Jung Hoo Lee	.500	.500	.500	2	1	0	0	0	0	0
Casey Schmitt	-	1.000	-	0	0	0	0	0	1	0

vs. Jack Dreyer

Career	BA	OBP	SLG	AB	H	2B	3B	HR	BB	K
Patrick Bailey	.333	.333	.333	3	1	0	0	0	0	1
Rafael Devers	.333	.333	.333	3	1	0	0	0	0	0
Jung Hoo Lee	.000	.000	.000	1	0	0	0	0	0	0
Heliot Ramos	.000	.333	.000	2	0	0	0	0	1	2
Casey Schmitt	.000	.000	.000	1	0	0	0	0	0	1

vs. Edgardo Henriquez

Career	BA	OBP	SLG	AB	H	2B	3B	HR	BB	K
Willy Adames	.000	.000	.000	1	0	0	0	0	0	1
Rafael Devers	.000	.000	.000	1	0	0	0	0	0	1
Heliot Ramos	.000	.000	.000	2	0	0	0	0	0	1

vs. Michael Kopech

Career	BA	OBP	SLG	AB	H	2B	3B	HR	BB	K
Willy Adames	.429	.556	.429	7	3	0	0	0	2	1
Patrick Bailey	-	1.000	-	0	0	0	0	0	1	0
Matt Chapman	.400	.571	.400	5	2	0	0	0	1	1
Rafael Devers	.000	.250	.000	3	0	0	0	0	1	3
Jerar Encarnacion	.000	.000	.000	1	0	0	0	0	0	1
Wilmer Flores	1.000	1.000	1.000	1	1	0	0	0	0	0
Andrew Knizner	.000	.333	.000	2	0	0	0	0	1	1
Jung Hoo Lee	.000	.000	.000	1	0	0	0	0	0	0
Heliot Ramos	-	1.000	-	0	0	0	0	0	1	0

vs. Tanner Scott

Career	BA	OBP	SLG	AB	H	2B	3B	HR	BB	K
Willy Adames	.000	.111	.000	8	0	0	0	0	1	4
Patrick Bailey	.667	.667	1.667	3	2	0	0	1	0	0
Matt Chapman	.333	.500	.333	3	1	0	0	0	1	1
Rafael Devers	.222	.300	.333	9	2	1	0	0	1	4
Jerar Encarnacion	.000	.000	.000	2	0	0	0	0	0	1
Wilmer Flores	.000	.000	.000	6	0	0	0	0	0	1
Jung Hoo Lee	.000	.667	.000	1	0	0	0	0	2	1
Grant McCray	.000	.000	.000	2	0	0	0	0	0	2
Heliot Ramos	.000	.000	.000	3	0	0	0	0	0	1
Casey Schmitt	.000	.200	.000	4	0	0	0	0	1	1

vs. Blake Treinen

Career	BA	OBP	SLG	AB	H	2B	3B	HR	BB	K
Willy Adames	.667	.750	.667	3	2	0	0	0	1	1
Patrick Bailey	.000	.333	.000	2	0	0	0	0	1	0
Matt Chapman	.000	.000	.000	1	0	0	0	0	0	0
Rafael Devers	.250	.250	.250	4	1	0	0	0	0	2
Wilmer Flores	.375	.412	.375	16	6	0	0	0	1	2
Heliot Ramos	.500	.500	.500	4	2	0	0	0	0	0
Dominic Smith	.000	.000	.000	2	0	0	0	0	0	2

vs. Alex Vesia

Career	BA	OBP	SLG	AB	H	2B	3B	HR	BB	K
Willy Adames	.000	.000	.000	2	0	0	0	0	0	2
Patrick Bailey	.000	.000	.000	2	0	0	0	0	0	2
Matt Chapman	.000	.333	.000	2	0	0	0	0	1	1
Rafael Devers	.000	.000	.000	1	0	0	0	0	0	1
Wilmer Flores	.000	.000	.000	9	0	0	0	0	0	3
Andrew Knizner	-	1.000	-	0	0	0	0	0	1	0
Heliot Ramos	.500	.667	.500	2	1	0	0	0	1	1

vs. Justin Wrobleksi

Career	BA	OBP	SLG	AB	H	2B	3B	HR	BB	K
Willy Adames	.000	.000	.000	5	0	0	0	0	0	3
Matt Chapman	.000	.000	.000	1	0	0	0	0	0	1
Rafael Devers	.000	.000	.000	3	0	0	0	0	0	1
Jerar Encarnacion	.000	.000	.000	1	0	0	0	0	0	0
Wilmer Flores	.333	.333	.667	3	1	1	0	0	0	0
Andrew Knizner	.500	.500	2.000	2	1	0	0	1	0	0
Jung Hoo Lee	.000	.000	.000	2	0	0	0	0	0	0
Heliot Ramos	.000	.000	.000	3	0	0	0	0	0	3
Casey Schmitt	.000	.000	.000	2	0	0	0	0	0	2

vs. Yoshinobu Yamamoto

Career	BA	OBP	SLG	AB	H	2B	3B	HR	BB	K
Willy Adames	.222	.222	.667	9	2	1	0	1	0	3
Patrick Bailey	.250	.250	.250	4	1	0	0	0	0	1
Matt Chapman	.000	.111	.000	8	0	0	0	0	1	5
Rafael Devers	.000	.167	.000	5	0	0	0	0	1	3
Wilmer Flores	.222	.364	.222	9	2	0	0	0	2	2
Drew Gilbert	.000	.000	.000	2	0	0	0	0	0	1
Andrew Knizner	.000	.000	.000	2	0	0	0	0	0	1
Jung Hoo Lee	.143	.250	.286	7	1	1	0	0	1	0
Heliot Ramos	.182	.250	.182	11	2	0	0	0	1	3
Casey Schmitt	.222	.300	.556	9	2	0	0	1	1	3

vs. Kirby Yates

Career	BA	OBP	SLG	AB	H	2B	3B	HR	BB	K
Willy Adames	.000	.000	.000	1	0	0	0	0	0	1
Patrick Bailey	.500	.500	1.000	2	1	1	0	0	0	1
Matt Chapman	.333	.333	.667	3	1	1	0	0	0	1
Rafael Devers	.000	.000	.000	5	0	0	0	0	0	0
Jerar Encarnacion	.333	.333	.667	3	1	1	0	0	0	1
Wilmer Flores	.500	.600	1.250	4	2	0	0	1	0	1
Drew Gilbert	.000	.000	.000	1	0	0	0	0	0	0
Christian Koss	.000	.000	.000	1	0	0	0	0	0	0
Jung Hoo Lee	.000	.000	.000	1	0	0	0	0	0	0
Casey Schmitt	.000	.000	.000	2	0	0	0	0	0	0

GIANTS PITCHERS VS. DODGERS

STATS UPDATED THROUGH SEPTEMBER 17, 2025 AND INCLUDE REGULAR & POSTSEASON STATS

vs. Tristan Beck

Career	BA	OBP	SLG	AB	H	2B	3B	HR	BB	K
Mookie Betts	.429	.500	.429	7	3	0	0	0	1	0
Alex Call	.000	.000	.000	4	0	0	0	0	0	1
Michael Conforto	-	1.000	-	0	0	0	0	0	2	0
Tommy Edman	1.000	1.000	2.000	1	1	1	0	0	0	0
Freddie Freeman	.286	.286	.286	7	2	0	0	0	0	0
Kike Hernandez	.000	.000	.000	2	0	0	0	0	0	1
Teoscar Hernandez	.500	.500	2.000	2	1	0	0	1	0	0
Hyeseong Kim	.000	.000	.000	1	0	0	0	0	0	0
Max Muncy	.400	.500	.600	5	2	1	0	0	1	0
Shohei Ohtani	.500	.750	2.000	2	1	0	0	1	2	0
Andy Pages	.000	.000	.000	2	0	0	0	0	0	0
Miguel Rojas	.000	.000	.000	4	0	0	0	0	0	1
Dalton Rushing	-	1.000	-	0	0	0	0	0	1	0

vs. Spencer Bivens

Career	BA	OBP	SLG	AB	H	2B	3B	HR	BB	K
Mookie Betts	.500	.667	.500	2	1	0	0	0	1	0
Michael Conforto	.333	.333	.333	3	1	0	0	0	0	0
Tommy Edman	.000	.000	.000	2	0	0	0	0	0	0
Freddie Freeman	.200	.200	.200	5	1	0	0	0	0	2
Kike Hernandez	.667	.667	1.000	3	2	1	0	0	0	1
Teoscar Hernandez	.333	.333	.333	6	2	0	0	0	0	1
Hyeseong Kim	.500	.500	.500	2	1	0	0	0	0	0
Max Muncy	.500	.500	1.000	2	1	1	0	0	0	0
Shohei Ohtani	.000	.400	.000	3	0	0	0	0	2	2
Andy Pages	.400	.400	.400	5	2	0	0	0	0	0
Miguel Rojas	1.000	1.000	1.000	1	1	0	0	0	0	0

vs. JT Brubaker

Career	BA	OBP	SLG	AB	H	2B	3B	HR	BB	K
Mookie Betts	.500	.500	1.250	4	2	1	1	0	0	1
Michael Conforto	.200	.200	.200	5	1	0	0	0	0	1
Tommy Edman	.333	.333	.400	15	5	1	0	0	0	2
Freddie Freeman	.250	.250	.250	4	1	0	0	0	0	2
Kike Hernandez	.000	.000	.000	1	0	0	0	0	0	0
Teoscar Hernandez	.250	.250	.250	4	1	0	0	0	0	2
Max Muncy	.400	.400	1.600	5	2	0	0	2	0	2
Shohei Ohtani	.000	.000	.000	1	0	0	0	0	0	0
Miguel Rojas	.000	.000	.000	1	0	0	0	0	0	1
Ben Rortvedt	.000	.000	.000	2	0	0	0	0	0	0

vs. José Buttó

Career	BA	OBP	SLG	AB	H	2B	3B	HR	BB	K
Mookie Betts	.571	.625	1.000	7	4	3	0	0	1	0
Alex Call	.200	.429	.200	5	1	0	0	0	2	1
Michael Conforto	-	.000	-	0	0	0	0	0	0	0
Tommy Edman	.000	.000	.000	3	0	0	0	0	0	1
Freddie Freeman	.500	.600	.750	4	2	1	0	0	1	1
Kike Hernandez	.500	.500	.500	2	1	0	0	0	0	1
Teoscar Hernandez	.200	.429	.400	5	1	1	0	0	0	3
Max Muncy	.333	.600	.333	3	1	0	0	0	2	0
Shohei Ohtani	1.000	1.000	2.000	1	1	1	0	0	6	0
Andy Pages	.167	.167	.167	6	1	0	0	0	0	3
Miguel Rojas	-	1.000	-	0	0	0	0	0	1	0
Ben Rortvedt	1.000	1.000	2.000	1	1	1	0	0	0	0

vs. Matt Gage

Career	BA	OBP	SLG	AB	H	2B	3B	HR	BB	K
Michael Conforto	1.000	1.000	1.000	1	1	0	0	0	1	0
Freddie Freeman	.000	.000	.000	1	0	0	0	0	0	0
Teoscar Hernandez	.000	.000	.000	1	0	0	0	0	0	0
Max Muncy	-	1.000	-	0	0	0	0	0	0	0
Shohei Ohtani	.000	.000	.000	1	0	0	0	0	0	0
Andy Pages	1.000	1.000	1.000	1	1	0	0	0	0	0
Miguel Rojas	1.000	1.000	2.000	1	1	1	0	0	0	0
Ben Rortvedt	.000	.000	.000	1	0	0	0	0	0	0

vs. Joey Lucchesi

Career	BA	OBP	SLG	AB	H	2B	3B	HR	BB	K
Mookie Betts	.333	.500	.333	3	1	0	0	0	1	0
Alex Call	1.000	1.000	2.500	2	2	0	0	1	2	0
Michael Conforto	.667	.750	.667	3	2	0	0	0	0	1
Tommy Edman	.091	.091	.273	11	1	0	1	0	0	3
Freddie Freeman	.000	.000	.000	4	0	0	0	0	0	1
Kike Hernandez	.188	.235	.438	16	3	1	0	1	1	3
Teoscar Hernandez	.000	.000	.000	1	0	0	0	0	0	0
Hyeseong Kim	.000	.000	.000	1	0	0	0	0	0	0
Max Muncy	.385	.467	.692	13	5	1	0	1	1	1
Shohei Ohtani	.500	.500	.500	2	1	0	0	0	0	1
Miguel Rojas	.250	.250	.500	4	1	1	0	0	0	1
Dalton Rushing	.500	.500	.500	2	1	0	0	0	0	1

vs. Joel Peguero

Career	BA	OBP	SLG	AB	H	2B	3B	HR	BB	K
Mookie Betts	.000	.000	.000	1	0	0	0	0	0	0
Michael Conforto	1.000	1.000	1.000	1	1	0	0	0	0	0
Tommy Edman	-	1.000	-	0	0	0	0	0	1	0
Freddie Freeman	.000	.000	.000	1	0	0	0	0	0	0
Kike Hernandez	.000	.000	.000	1	0	0	0	0	0	0
Shohei Ohtani	.000	.500	.000	1	0	0	0	0	1	0
Miguel Rojas	.000	.000	.000	1	0	0	0	0	0	0
Ben Rortvedt	-	1.000	-	0	0	0	0	0	1	0

vs. Carson Seymour

Career	BA	OBP	SLG	AB	H	2B	3B	HR	BB	K
Michael Conforto	.000	.000	.000	1	0	0	0	0	0	0
Tommy Edman	1.000	1.000	1.000	1	1	0	0	0	0	0
Freddie Freeman	.000	.000	.000	1	0	0	0	0	0	0
Teoscar Hernandez	1.000	1.000	1.000	1	1	0	0	0	0	0
Hyeseong Kim	.000	.000	.000	1	0	0	0	0	0	1
Shohei Ohtani	1.000	1.000	1.000	1	1	0	0	0	0	0

vs. Ryan Walker

Career	BA	OBP	SLG	AB	H	2B	3B	HR	BB	K
Mookie Betts	.200	.333	.200	5	1	0	0	0	1	2
Alex Call	.200	.200	.200	5	1	0	0	0	0	1
Tommy Edman	.000	.000	.000	3	0	0	0	0	0	1
Freddie Freeman	.000	.000	.000	4	0	0	0	0	0	0
Teoscar Hernandez	.000	.000	.000	6	0	0	0	0	0	2
Kike Hernandez	.000	.000	.000	3	0	0	0	0	0	0
Hyeseong Kim	.000	.000	.000	1	0	0	0	0	0	1
Max Muncy	.000	.000	.000	1	0	0	0	0	0	1
Shohei Ohtani	.000	.000	.000	1	0	0	0	0	0	1
Andy Pages	.250	.250	1.000	4	1	0	0	1	0	1
Miguel Rojas	.000	.000	.000	2	0	0	0	0	0	1
Ben Rortvedt	.000	.000	.000	1	0	0	0	0	0	0
Dalton Rushing	.000	.000	.000	1	0	0	0	0	0	1

vs. Logan Webb

Career	BA	OBP	SLG	AB	H	2B	3B	HR	BB	K
Mookie Betts	.381	.435	.571	42	16	2	0	2	3	4
Alex Call	.500	.500	.833	6	3	0	1	0	0	1
Michael Conforto	.300	.300	.700	10	3	1	0	1	0	3
Tommy Edman	.167	.250	.222	18	3	1	0	0	2	2
Freddie Freeman	.348	.375	.478	46	16	3	0	1	2	7
Teoscar Hernandez	.368	.455	.632	19	7	2	0	1	3	5
Kike Hernandez	.571	.571	.714	7	4	1	0	0	0	0
Hyeseong Kim	.500	.500	.500	2	1	0	0	0	0	1
Max Muncy	.281	.410	.625	32	9	2	0	3	6	8
Shohei Ohtani	.368	.500	.789	19	7	2	0	2	5	6
Andy Pages	.286	.267	.286	14	4	0	0	0	0	1
Miguel Rojas	.222	.417	.222	9	2	0	0	0	3	3
Ben Rortvedt	.400	.400	.400	5	2	0	0	0	0	1



GIANTS MINORS INFORMATION



SACRAMENTO RIVER CATS

75-71 | 3RD | PCL WEST

Triple-A | Pacific Coast League

Yesterday’s Result: Win, 5-2 vs. Round Rock

Game Summary: Tidwell returns, Ellis lines another homer

RHP Blade Tidwell (2.0ip, k) made his first appearance since August 15 after being reinstated from the IL...SF’s No. 8 prospect on *Baseball America* retired all six batters he faced.

IF Drew Ellis (2x4, r, hr, 2rbi, 2k) has hits in five straight games and is 7-for-20 (.350) with four runs scored, four HRs, seven RBI,and a walk in that stretch...it marked his third straight game with a homer.



RICHMOND FLYING SQUIRRELS

56-79 | 6TH | EAS SW

Double-A | Eastern League

Season over: Eastern League, 6th place



EUGENE EMERALDS

81-51 | NORTHWEST LEAGUE, FINISHED 1ST

High-A | Northwest League

Season over: Northwest League, 1st place



SAN JOSE GIANTS

81-51 | CAL LEAGUE CHAMPIONS

Single-A | California League

Season over: San Jose Giants Win 2025 California League Championship

ORGANIZATIONAL PITCHING LEADERS

Innings Pitched			Earned Run Average			Strikeouts		
Rk.	Player	Team IP	Rk.	Player	Team ERA	Rk.	Player	Team K
1	Bertrand, J	2 Teams143.2	1	Martinez, K	2 Teams 2.21	1	McDonald, T	SAC 144
2	McDonald, T	SAC 142.1	2	Narvaez, B	D-GIB 2.49	2	Bostick, J	EUG 139
3	Lonsway, S	2 Teams130.0	3	De La Torre, L	2 Teams 2.78	3	Bresnahan, J	SJ 124
4	Perdomo, C	EUG 127.1	4	Bertrand, J	2 Teams 2.82	3	Whitman, J	RIC 124
5	Rademacher, S	2 Teams126.2	5	Cayama, A	2 Teams 3.61	5	Choate, J	RIC 123
Walks and Hits per Inning Pitched			Opposing Batting Average			Opposing On-Base Plus Slugging		
Rk.	Player	Team WHIP	Rk.	Player	Team BAA	Rk.	Player	Team OPS
1	Narvaez, B	D-GIB 0.96	1	De La Torre, L	2 Teams .187	1	De La Torre, L	2 Teams .531
2	De La Torre, L	2 Teams 1.04	2	Narvaez, B	D-GIB .194	2	Narvaez, B	D-GIB .534
3	Bostick, J	EUG 1.14	3	Bostick, J	EUG .218	3	Martinez, K	2 Teams .632
4	Rademacher, S	2 Teams 1.15	4	Farone, G	2 Teams .236	4	Cayama, A	2 Teams .649
5	Martinez, K	2 Teams 1.21	5	Rademacher, S	2 Teams .239	5	Farone, G	2 Teams .683

ORGANIZATIONAL BATTING LEADERS

Batting Average				Home Runs				Runs Batted In			
Rk.	Player	Team	AVG	Rk.	Player	Team	HR	Rk.	Player	Team	RBI
1	Barreto, Y	D-GIO	.322	1	Eldridge, B	3 Teams	25	1	Szykowny, C	EUG	85
2	Rivas, Y	D-GIB	.315	2	Luciano, M	SAC	23	2	Eldridge, B	3 Teams	84
3	Jordan, D	SJ	.311	3	Szykowny, C	EUG	21	3	Jordan, D	SJ	82
4	Sio, J	2 Teams	.304	4	Davidson, B	2 Teams	18	4	Sio, J	2 Teams	75
5	Gonzalez, J	D-GIB	.288	5	2 tied	--	15	5	Christian, J	2 Teams	74
Runs				Stolen Bases				On-Base Plus Slugging			
Rk.	Player	Team	R	Rk.	Player	Team	SB	Rk.	Player	Team	OPS
1	Bandura, S	2 Teams	91	1	Cox, J	EUG	58	1	Reynoso, D	2 Teams	.890
2	Sio, J	2 Teams	90	2	Bandura, S	2 Teams	41	2	Caraballo, M	D-GIO	.874
3	Cox, J	EUG	89	3	Gonzalez, J	D-GIB	33	3	Jordan, D	SJ	.874
4	Level, J	2 Teams	80	4	Zielinski, Z	EUG	32	2	Rivas, Y	D-GIB	.874
5	Diaz, L	SJ	79	5	2 tied	--	27	5	Concepcion, C	D-GIO	.869

HIGH-A AWARDS

Name	Position	Award	Name	Award
Charlie Szykowny	First Base	NWL All-Star	Jeremiah Knackstedt	Manager of the Year
Bo Davidson	Outfielder	NWL All-Star		

SINGLE-A AWARDS

Name	Position	Award	Name	Position	Award
Jakob Christian	First Base	CAL All-Star	Jacob Bresnahan	Starting Pitcher	CAL All-Star
Dakota Jordan	Outfielder	CAL All-Star	Jacob Bresnahan	Starting Pitcher	Pitcher of the Year
Carlos Gutierrez	Outfielder	CAL All-Star	Ydwin Villegas	Manager	Manager of the Year
Jean Carlos Sio	Utility	CAL All-Star			

ROOKIE LEAGUE AWARDS

Name	Position	Award	Name	Position	Award
Dario Reynoso	Second Base	ACL All-Star	Keyner Martinez	Starting Pitcher	Pitcher of the Year
Argenis Cayama	Starting Pitcher	ACL All-Star	Jhonny Level	Shortstop	Top MLB Prospect
Keyner Martinez	Starting Pitcher	ACL All-Star	Jacob Heyward	Manager	Manager of the Year

GIANTS TOP-30 PROSPECTS

Player	Position	MLB.com	Baseball America
Bryce Eldridge	IF	1	1
Josuar Gonzalez	IF	2	2
Gavin Kilen	IF	3	6
Jhonny Level	IF	4	5
Bo Davidson	OF	5	3
Dakota Jordan	OF	6	7
Carson Whisenhunt	LHP	7	4
Drew Gilbert	OF	8	9
Rayner Arias	OF	9	NR
Argenis Cayama	RHP	10	12
Keyner Martinez	RHP	11	16
Jacob Bresnahan	LHP	12	14
Maui Ahuna	IF	13	NR
Blade Tidwell	RHP	14	8
Joe Whitman	LHP	15	11
Jesus Rodriguez	C/IF	16	21
Trent Harris	RHP	17	18
Trevor McDonald	RHP	18	23
Mason Black	RHP	19	22
Alberto Laroche	RHP	20	25
Carlos Gutierrez	OF	21	15
Trevor Cohen	OF	22	NR
Diego Velasquez	IF	23	10
Gerelmi Maldonado	RHP	24	NR
Luis De La Torre	LHP	25	17
Carlos De La Rosa	LHP	26	27
Yunior Marte	RHP	27	19
Walker Martin	IF	28	NR
Lorenzo Meola	IF	29	26
Reggie Crawford	LHP	30	20
José Ortiz	OF	NR	24
Reid Worley	RHP	NR	28
Cam Maldonado	OF	NR	29
Jack Choate	LHP	NR	30

GIANTS PROSPECTS ON TOP-100 LISTS

Player	Position	MLB.com	Baseball America
Bryce Eldridge	IF	13	19
Josuar Gonzalez	IF	100	82
Bo Davidson	OF	NR	85

PLAYER/PITCHERS OF THE WEEK/MONTH

Player	Award	Week
IF/OF Brett Auerbach	PCL Player of the Week	3/31/25
RHP Carson Seymour	PCL Pitcher of the Week	4/7/25
RHP Shane Rademacher	NWL Pitcher of the Week	4/14/25
RHP Shane Rademacher	NWL Pitcher of the Week	4/21/25
LHP Carson Whisenhunt	PCL Pitcher of the Week	4/21/25
OF Lisbel Diaz	CAL Player of the Week	4/28/25
OF Carter Howell	EAS Player of the Week	5/5/25
LHP Joe Whitman	EAS Pitcher of the Week	5/5/25
LHP Carson Whisenhunt	PCL Pitcher of the Week	5/18/25
RHP Niko Mazza	CAL Pitcher of the Week	5/12/25
LHP Charlie McDaniel	CAL Pitcher of the Week	5/19/25
RHP Darien Smith	CAL Pitcher of the Week	6/2/25
IF Jeremiah Jenkins	ACL Player of the Week	6/2/25
LHP Jacob Bresnahan	CAL Pitcher of the Week	6/9/25
IF Ramon Peralta	ACL Player of the Week	6/23/25
OF Scott Bandura	NWL Player of the Week	6/30/25
IF Jean Carlos Sio	CAL Player of the Week	6/30/25
LHP Luis De La Torre	ACL Pitcher of the Week	6/30/25
OF Marco Luciano	PCL Player of the Week	7/7/25
RHP Kai-Wei Teng	PCL Pitcher of the Week	7/7/25
IF Ramon Peralta	ACL Player of the Week	7/28/25
IF Jacob Christian	NWL Player of the Week	8/4/25
IF Robert Hipwell	CAL Player of the Week	8/4/25
LHP Jacob Bresnahan	CAL Pitcher of the Week	8/11/25
Player	Award	Month
RHP Shane Rademacher	NWL Pitcher of the Month	April
RHP Argenis Cayama	ACL Pitcher of the Month	May
LHP Jacob Bresnahan	CAL Pitcher of the Month	June
LHP Ricardo Estrada	ACL Pitcher of the Month	June

PRONUNCIATIONS



BOX SCORES

