

BALTIMORE ORIOLES (43-52) at TAMPA BAY RAYS (50-47)

RHP Charlie Morton (5-7, 5.18) vs. RHP Taj Bradley (5-6, 4.60)

Friday, July 18, 2025 • 7:35 p.m. ET • George M. Steinbrenner Field • Tampa, FL

TV: MASN2 • Radio: 98 Rock 97.9 FM/HD2 & WBAL NewsRadio 1090 AM/101.5 FM

Game No. 96

Road Game No. 49

O's AT A GLANCE	
Overall	43-52
Home	22-25
Road	21-27
Day	20-23
Night	23-29
Current Streak	1L
Last 5 Games	3-2
Last 10 Games	6-4
March	3-2
April	9-16
May	9-18
June	16-11
July	6-5
August	-
September	-
vs. LHSP	12-16
vs. RHSP	31-36
Series Opener	17-14
Series Opener at Home	10-6
Series Opener on Road	7-8
By Series	9-18-4
By Home Series	6-9-1
By Road Series	3-9-3
Rubber Games	5-12
Sweeps/Were Swept	4-4
Scored First	31-16
Opponent Scored First	12-36
1-run games	12-10
Comeback Wins	19-23
Last AB Wins	4-9
Walkoff Wins	0-1
Extra Innings	3-4
Led After 6	36-6
Led After 7	37-6
Led After 8	41-0
Tied After 6	3-5
Tied After 7	4-4
Tied After 8	2-5
Behind After 6	4-41
Behind After 7	2-42
Behind After 8	0-47
vs. AL Teams	32-36
vs. AL East	13-13
vs. AL Central	8-16
vs. AL West	11-7
vs. NL Teams	11-16
vs. NL East	7-8
vs. NL Central	3-6
vs. NL West	1-2
Hit 0 HR	8-25
Hit 1+ HR	35-27
Hit 2+ HR	19-11
Scored 3 or Fewer Runs	10-37
Scored 4 or More Runs	33-15
Allowed 3 or Fewer Runs	32-2
Allowed 4 or More Runs	11-50
More Hits than Opponent	29-8
Fewer Hits than Opponent	13-41
Committed No Errors	31-25
Committed 1 or More Errors	12-27
Starter Goes at least 5 inn	34-25
Starter Goes at least 6 inn	22-8
Starter Goes at least 7 inn	8-2

ORIOLESPRESSBOX.COM

The 2025 Baltimore Orioles Media Guide, as well as the latest game notes, rosters, press releases, and other team information, can be found at [oriolespressbox.com](#).

**BIRDLAND BITES:** Baltimore opens a seven-game post-All-Star break road trip tonight through Tampa Bay (3 to play) and Cleveland (4 to play)...The O's finished the first half with a six-game homestand, taking two of three from the Mets before dropping two of three to the Marlins.

- With Sunday's 11-1 defeat to Miami, Baltimore suffered its third home loss by 10+ runs this season, tied for second most in the majors behind Chicago-AL (4 G).
- On Sunday, the Birds saw their franchise-record streak of 172 straight games with a walk come to an end...Since 1954, it was the seventh-longest streak by any club in the majors, including the longest since a 204-game stretch by the San Francisco Giants from 2002-03.
- Despite losing each of their final two games headed into the All-Star break, the O's are 22-16 (.579) since June 1, the fifth-best record in baseball behind the Brewers (25-12, .676), and Astros, Blue Jays and Red Sox (all 25-13, .658).
- The Orioles have won or split five consecutive road series against the Rays, their longest such streak vs. Tampa Bay all time and their longest active streak vs. any single opponent, per *Stats Perform*.

**UNCLE CHARLIE:** In 11 appearances (8 GS) since May 10, **Charlie Morton** is 5-0 with a 2.61 ERA (15 ER/51.2 IP) and 60 strikeouts after going 0-7 with a 9.38 ERA (33 ER/31.2 IP) across his first nine appearances (6 GS) to open the 2025 campaign.

- His five-decision winning streak since May 26 is his longest since June 18-July 14, 2023 (also 5 G)...He last won six straight decisions in a single season from March 29-June 10, 2019 (8 G).
- Since May 10, Morton has limited the opposition to a .180/.268/.240 (18-for-100) clip with a 34.8 percent strikeout rate against in curveball...In his first nine appearances (6 GS) of the year, opponents hit .357/.420/.667 (15-for-42) with an 18.0 percent strikeout rate on the offering.

**THE BIRDS AND BRADLEY:** The O's have faced right-hander Taj Bradley six times since he debuted in 2023 and have tagged him for 26 runs, slashing .309/.345/.618 (34-for-110) with seven doubles and nine home runs...In two meetings this season, the O's have slashed .424/.444/.697 (14-for-33) with three doubles and two homers against Bradley.

- Ryan O'Hearn** is 5-for-12 (.417) with two doubles and a homer off Bradley, while **Gunnar Henderson** is 7-for-17 (.412) with one double and a homer.

**RUN AND GUNN:** In 33 career games opposite Tampa Bay, **Gunnar Henderson** is slashing .341/.400/.629 (45-for-132) with five doubles, three triples, nine home runs, and 17 RBI...In seven games this season, he is 10-for-28 (.357) with one double, one triple, one home run, and four RBI.

- In 38 games overall since June 1, Henderson is batting .319 (43-for-135) with 14 extra-base hits (9 2B, 1 3B, 4 HR) after hitting .254 (51-for-201) with 20 extra-base hits (11 2B, 2 3B, 7 HR) across his first 50 games.

**UNSUNG HERO:** In 39 games since May 14, **Ramón Laureano** is slashing .326/.394/.532 (46-for-141) with 11 doubles, six home runs, 27 RBI, and 14 walks...His .326 batting average during that period ranks third in the AL (min. 140 AB) behind HOU's Jeremy Peña (.346 AVG) and TB's Brandon Lowe (.331 AVG), while his .926 OPS ranks ninth.

- Overall, Laureano owns a .959 OPS against right-handed pitching, the third-highest mark by any right-handed hitter in MLB (min. 150 PA) behind NY Yankees' Aaron Judge (1.151 OPS) and CHC's Carson Kelly (.978 OPS).
- He has hit safely in all six games vs. Tampa Bay this season, going 9-for-20 (.450) with two doubles, two home runs, and nine RBI...He has plated 1+ run in each of his last five games opposite the Rays, the first Oriole to do so since **Gunnar Henderson** (5 G, 6/2-10/24)...The last Oriole to score 1+ run in six straight games against the Rays was **Tim Beckham** (6 G, 7/26-8/8/18).

**MOUNTAIN TIME:** **Félix Bautista** has made 16 appearances since May 31, going 1-0 with an 0.56 ERA (1 ER/16.0 IP), an .059 (3-for-51) opponent average, a 0.69 WHIP, and a 45.8 percent strikeout rate (27 K/59 BF).

- He has converted each of his last 11 save opportunities since May 26, the third-longest active run in the majors behind PIT's David Bednar (13 G) and CHC's Daniel Palencia (12 G).

**MULLINS' MILESTONE WATCH:** **Cedric Mullins** is one home run shy of 100 for his career...With his next long ball, he would become the third player in team history (since 1954) to hit 100+ home runs and steal 100+ bases (currently at 138 SB), joining **Brady Anderson** (209 HR, 307 SB) and **Paul Blair** (126 HR, 167 SB).

**NO RISP, NO REWARD:** In 26 games since June 15, the O's are batting .304 (63-for-207) with runners in scoring position, tied for the fifth-highest mark in MLB behind the Brewers (.321 AVG), Marlins (.320 AVG), Red Sox (.316 AVG), and Rays (.312 AVG)...Their .208 RISP average entering that stretch was the lowest in MLB, with the White Sox being the next closest (.215 AVG).

- Ramón Laureano** is 15-for-39 (.385) with runners in scoring position since May 16 after opening the season 1-for-25 (.040).
- Gunnar Henderson** is batting .364 (9-for-25) with RISP/2 outs, the sixth highest mark in the AL and 11<sup>th</sup> in MLB (min. 25 AB).

**FIREMEN:** Baltimore relievers own an MLB-best 18.8 percent inherited scored rate (26 IRS/138 IR), ahead of Los Angeles-NL (23.3%)...**Keegan Akin** (4.2%, 1 IRS/24 IR) and **Seranthony Domínguez** (5.0%, 1 IRS/20 IR) have the two best inherited runners scored percentage in the majors.

- Both Akin's and Domínguez's marks would set the single season franchise record (since 1954), currently held by **Mark Thurmond** (10.5%, 1988)...Since 1974, only five relievers have finished a full season with an inherited scored rate below 5.0 percent during the year (excluding 2020, 1981, 1995, & 1994): SF's Josh Osich in 2016 (4.7%), HOU's Wilton Lopez in 2010 (3.0%), and AZ's Jorge De La Rosa in 2017 (3.0%).
- As a club, the 18.8 percent mark would be tied with the 1988 New York Mets for the lowest figure in a full-season by any MLB club since the statistic was first tracked in 1974...The only teams with a lower mark since then were the 1995 Cleveland Indians (17.7%, strike-shortened) and 2020 Tampa Bay Rays (18.7%, COVID-19 pandemic).

**TALES FROM THE ROAD:** Baltimore is 13-8 in its last 21 road games after opening the season 8-19...The Birds are averaging 3.69 runs per games on the road, the fourth-lowest mark in the majors ahead of the Pirates (2.84 R/G), Rockies (2.94 R/G), and White Sox (3.09 R/G).

- The Orioles have homered in 12 straight road games against the Rays since July 23, 2023, one game shy of the franchise-record 13-game run set from April 12, 2005-April 13, 2006.
- Overall, the Birds have permitted 1+ homer in each of their last six road games since June 30, their longest stretch since a seven-game run from September 11-26, 2024.

O's vs. RAYS		
Current Streak	W1	
2025 Record	4-3	
at Oriole Park at Camden Yards	2-1	
at George M. Steinbrenner Field	2-2	
All-Time <i>(since 1998)</i>	229-243	
at Home	123-113	
on Road	106-130	
2025 Schedule		
Date	Score	Win/Loss/Save
6/16	L, 7-1	Pepiot/Eflin
6/17	W, 5-1	Kremer/Littell
6/18	L, 12-8	Montgomery/Kittredge
6/19	W, 4-1	Morton/Rasmussen/Bautista
6/27	W, 22-8	Sugano/Orze
6/28	L, 11-3	Littell/Eflin
6/29	W, 5-1	Kremer/Bradley
7/18		7:35 p.m. ET
7/19		7:05 p.m. ET
7/20		12:10 p.m. ET
9/23		6:35 p.m. ET
9/24		6:35 p.m. ET
9/25		1:05 p.m. ET
Indicates Home		

O's ON THE ROAD	
Record	21-27
Team AVG/OBP/SLG	.228/.298/.361
Fielding Errors	29
Team ERA	4.70 (215 ER/411.1 IP)
Starters ERA	4.96 (132 ER/239.2 IP)
Bullpen ERA	4.35 (83 ER/171.2 IP)
Saves/Opps	11/18
Best Road Trip	.667 (4-2), 2x, last: 6/30-7/6
Worst Road Trip	.167 (1-5), 4/22-27

IT'S A MARATHON	
Best Record in MLB, Since May 24	
1. Milwaukee Brewers.....	.705 (31-13)
2. Houston Astros.....	.667 (30-15)
3. Toronto Blue Jays.....	.652 (30-16)
4. Baltimore Orioles .....	.587 (27-19)
Boston Red Sox.....	.587 (27-19)

FAMILIAR FOE	
Highest Career OPS vs. Tampa Bay, MLB History (Min. 140 PA)	
1. Mike Trout.....	1.103
2. Gunnar Henderson .....	1.029
3. Frank Thomas.....	1.028
4. Manny Ramírez .....	1.018
5. José Cruz Jr. ....	1.011

DOUBLE TROUBLE	
Most Doubles in MLB, since June 23	
1. Ramón Laureano (BAL) .....	9
Agustín Ramírez (MIA) .....	9
3. Jonathan India (KC) .....	8
Ceddanne Rafaela (BOS) .....	8
5. Six players tied .....	7

UPCOMING MILESTONES	
Colton Cowser	9 RBI shy of 100
Andrew Kittredge	4 K shy of 300
Charlie Morton	4 GS shy of 400
Cedric Mullins	1 HR shy of 100
Ryan O'Hearn	2 BB shy of 200

THIS DATE IN O'S HISTORY	
July 18, 2015 - Starting pitcher Chris Tillman yields a leadoff single to the Tigers' Ian Kinsler, then allows only one walk through 8.0 innings. Zack Britton pitches a perfect ninth to finish the one-hitter as the O's win, 3-0, at Detroit.	

UPCOMING SCHEDULE					
DATE	OPPONENT	TIME	ORIOLES STARTER	OPPONENT STARTER	TV
July 19	at Tampa Bay	7:05 p.m. ET	RHP Dean Kremer (8-7, 4.24)	RHP Zack Littell (8-7, 3.56)	MASN2
July 20	at Tampa Bay	12:10 p.m. ET	LHP Trevor Rogers (2-1, 1.53)	RHP Ryan Pepiot (6-7, 3.38)	MASN2
MASN and MASN2 games can also be streamed locally via <a href="#">MASN+</a> ...All games broadcast on the Orioles Radio Network and 98 Rock 97.9 FM/HD2 & WBAL NewsRadio 1090 AM/101.5 FM					

#50CHARLIE MORTONRHP



5-7, 5.18 ERA

HT: 6-5  
DOB: 11/12/83  
Bats: R

WT: 215  
Age: 41  
Throws: R

PITCH TYPE (2025)	USAGE	AVG. VELOCITY
Curveball	39.0%	81.4 mph
Fastball	30.7%	94.1 mph
Sinker	12.7%	93.9 mph
Changeup	10.1%	87.5 mph
Cutter	7.5%	88.3 mph

**QUICK HITS:** Morton is making his 21<sup>st</sup> appearance (15 GS) of the season...Pitched in his 400<sup>th</sup> career game on June 19 at Tampa Bay...His 396 career starts are the fourth most among active players behind SF's Justin Verlander (541 GS), TOR's Max Scherzer (462 GS), and LAD's Clayton Kershaw (439 GS)...At 41 years, 142 days old in his home debut, became the oldest Orioles pitcher to record 10 strikeouts in a game in franchise history (since 1954), per [@SlangsOnSports](#)...Signed a one-year contract with the Orioles on January 3, 2025...Made 30 starts with the Braves in 2024, going 8-10 with a 4.19 ERA (77 ER/165.1 IP) on 154 hits (23 HR), 85 total runs, 65 walks, and 18 hit batters with 167 strikeouts...Was on Atlanta's 2024 NLWC roster, but did not appear in a game...Has been part of World Series Championship teams with Atlanta (2021) and Houston (2017)...Closed out the Astros' title with 4.0 scoreless relief innings in Game 7 on November 1, 2017 at Los Angeles-NL.

**LAST TIME OUT:** Did not factor into the decision on July 10 (G1) vs. New York-NL after allowing one run on four hits and three walks (1 IBB) with four strikeouts in 6.0 innings...The Mets scored their lone run after a leadoff walk and a double in the fifth inning...Left trailing 1-0, but the Orioles rallied for a 3-1 win...Threw season highs in pitches (104) and strikes (70).  
O's Held the Mets to 1-for-11 with runners in scoring position...New York-NL had at least one runner in scoring position in four of six innings...Opponents are slashing .170/.221/.260 (17-for-100) with RISP this season.

**RAY OF SUNSHINE:** Morton is making his 10<sup>th</sup> career appearance, all starts, against Tampa Bay...He is 5-3 with a 2.78 ERA (17 ER/55.0 IP) opposite the Rays in his career...He's allowed two runs or fewer in seven of those nine starts, including one run in 6.0 innings in his last start on June 19, 2025 at George M. Steinbrenner Field...Morton has fanned 11 Rays two different times (6/25/14 at TB and 7/1/18 at TB).  
O's On June 19, his start at George M. Steinbrenner Field against Tampa Bay marked his 36<sup>th</sup> different venue that he's pitched in during his career, one ahead of MIL's Jose Quintana, TOR's Max Scherzer, and SF's Justin Verlander for the most among active players.

**STRING OF SUCCESS:** In 11 appearances (8 GS) since May 10, Morton is 5-0 with a 2.61 ERA (15 ER/51.2 IP) with 16 walks and 60 strikeouts...In his first nine appearances (6 GS) of the year, he went 0-7 with a 9.38 ERA (33 ER/31.2 IP) with 22 walks and 28 strikeouts.  
O's He's won five straight decisions since May 26, his longest such streak since June 7-July 14, 2023 (also 5 W)...He has not taken a loss in 11 straight appearances, his longest such stretch since May 8-July 8, 2022 (12 G).

**HIT ME WITH YOUR BEST SHOT:** He is second since 1900 with 194 hit batters, trailing Walter Johnson (207), per the *Elias Sports Bureau*...The next closest active player is ATL's Chris Sale (126).  
O's Morton has hit eight batters this season, tied for the most by an Oriole since 2022 (Kyle Bradish, 2023 & Jordan Lyles, 2022)...The last O's pitcher with more was Jorge López in 2021 (10 HBP).

**STRIKE A POSE:** Morton struck out eight batters in the first three innings in his start on June 13 vs. Los Angeles-AL...According to [@SlangsOnSports](#), at 41 years and 213 days, Morton became the oldest pitcher since at least 1974 with 8+ strikeouts in the first three innings of a game...The only other 40+ year old to do so in that span is HOU's Nolan Ryan on June 28, 1987 at San Diego (40y, 148d)...Morton fanned 10 batters in that game for the second time this season (also 4/3 vs. BOS)...He's the first MLB pitcher at least 40 years old to have multiple 10+ strikeout games since TB's Rich Hill in 2021 (also 2)...No pitcher over 40 has struck out double-digit batters in three games in one season since AZ's Randy Johnson in 2008 (3 G)...No other Oriole has 10+ strikeouts in a game this season.

**AHEAD OF THE CURVE:** Opponents are batting .232 (33-for-142) with a .366 slugging percentage with five doubles, one triple, and four home runs off Morton's curveball this season...Of his 88 strikeouts this season, 48 have come via the curveball (54.5%).  
O's Morton used the curveball a season-high 50 times against the Mets in his last start on July 10, using the pitch 48.1 percent of his 104 total pitches thrown...New York-NL hitters were 1-for-12 (.083) off the pitch with the lone hit being a double...He threw the curveball 43 of his 97 pitches (44.3%) in his prior start on July 4 at Atlanta with the Braves going 1-for-12 (.083).  
O's Morton has thrown curveballs on 43.3 percent of his pitches (314-of-725) in eight games, all starts, since May 26 after entering that game having used the pitch 35.1 percent of the time (272-of-776) in his first 12 appearances (6 GS) of the year.

**LIKE FINE WINE:** In his Orioles debut, at 41 years, 136 days old, Morton became the oldest pitcher in franchise history to start a game for the Orioles, surpassing **Orlando Peña** (39y, 177d) on May 13, 1973 (G1) at New York-AL...The oldest pitcher to ever appear in a game in club history is **Jesse Orosco** (42y, 160d) on September 28, 1999 at New York-AL.

MORTON'S 2025 GAMES													
DATE	OPP	SCORE	WHEN LEFT	DEC	IP	H	R	ER	BB	K	HR	PIT	STR
3/28	at TOR	2-8	2-4	L	3.1	7	4	4	1	3	0	80	48
4/3	vs. BOS	4-8	3-5	L	5.0	6	5	5	2	10	2	98	63
4/8	at AZ	3-4	2-4	L	5.0	4	4	4	5	4	1	87	51
4/15	vs. CLE	3-6	0-4	L	5.0	7	5	5	3	2	1	88	50
4/20	vs. CIN	2-24	1-6	L	2.1	7	7	7	4	2	1	68	36
4/26 (G2)	at DET	2-6	2-3	L	3.2	3	3	3	5	3	1	80	42
4/29	vs. NYY	3-15	2-13	ND	2.1	3	1	0	1	2	0	43	28
5/4	vs. KC	6-11	6-9	ND	1.0	3	2	2	0	0	1	24	15
5/7	at MIN	2-5	2-3	L	4.0	4	3	3	1	2	1	70	41
5/10	at LAA	2-5	1-5	ND	2.0	0	0	0	0	2	0	30	20
5/14 (G2)	vs. MIN	6-8	6-5	ND	3.0	2	1	1	1	4	1	46	32
5/17	vs. WSH	6-10	0-7	ND	4.1	2	1	1	1	6	0	62	43
5/26	vs. STL	5-2	5-2	W	6.0	4	2	2	2	5	1	86	58
6/1	vs. CWS	3-2	3-1	W	6.2	6	1	0	1	7	0	100	66
6/7	at ATH	1-4	4-7	ND	2.1	6	4	4	4	5	0	76	42
6/13	vs. LAA	2-0	2-0	W	5.0	5	0	0	1	10	0	78	57
6/19	at TB	4-1	4-1	W	6.0	6	1	1	0	7	0	84	60
6/24	vs. TEX	5-6 (10)	0-3	ND	5.0	4	3	3	2	3	0	100	65
7/4	at ATL	3-2	3-2	W	5.1	6	2	2	1	7	1	97	66
7/10	vs. NYM	3-1	0-1	ND	6.0	4	1	1	3	4	0	104	70
TOTALS					5-7	83.1	89	50	48	38	88	11	953 (63.5%)
*Italics indicate relief appearance													

**TOMORROW'S STARTER: RHP DEAN KREMER (8-7, 4.24)**

**LAST TIME OUT:** Earned the win after tossing 7.0 scoreless innings on three hits and a walk with seven strikeouts on July 11 vs. Miami...In five starts since June 17, he has a 2.17 ERA (7 ER/29.0 IP) while five of those runs came in his outing on July 5 at Atlanta.

**vs. TAMPA BAY:** Set to make his 10th career start against Tampa Bay...Is 4-1 with a 1.91 ERA (10 ER/47.0 IP) in his career against the Rays, including 2-0 with a 0.75 ERA (1 ER/12.0 IP) in two starts this year...Last faced the club on June 29 at Camden Yards (7.0 IP, 3 H, 1 BB, 6 K).

2025 & CAREER SPLITS											
2025						CAREER					
	W-L	ERA	G/S	IP	ER		W-L	ERA	G/S	IP	ER
Home	3-3	4.70	12/8	51.2	27		79-60	3.54	207/202	1158.2	454
Road	2-4	5.97	8/6	31.2	21		64-70	4.64	196/194	1050.1	542
Day	2-2	4.98	8/5	34.1	19		32-53	4.85	129/125	675.2	364
Night	3-5	5.33	12/8	49.0	29		111-77	3.71	274/271	1533.1	632

	AVG	AB	H	HR	BB	K		AVG	AB	H	HR	BB	K
vs. Left	.256	164	42	6	27	51		.254	3956	1005	117	472	1142
vs. Right	.288	163	47	5	11	37		.245	4379	1075	97	353	993
TOTALS	.272	327	89	11	38	88		.250	8335	2080	214	825	2135

**RUN SUPPORT (as starter in '25)**

0 Runs ..... 3  
1 Run ..... 2  
2 Runs ..... 4  
3 Runs ..... 3  
4 Runs ..... 1  
5 Runs ..... 1  
6 Runs ..... --  
7 Runs ..... --  
8 Runs ..... --  
9 Runs ..... --  
10+ Runs..... --  
Total ..... 28  
RSA/9 ..... 3.76

**RUNS ALLOWED BY INNING ('25)**

1<sup>st</sup> ..... 7  
2<sup>nd</sup> ..... 4  
3<sup>rd</sup> ..... 15  
4<sup>th</sup> ..... 8  
5<sup>th</sup> ..... 9  
6<sup>th</sup> ..... 4  
7<sup>th</sup> ..... 1  
8<sup>th</sup> ..... 2  
9<sup>th</sup> ..... --  
Total ..... 50

**MISCELLANEOUS 2025 STATS**

WHIP .....1.52  
K/9 .....9.50  
BB/9 .....4.10  
QS .....4  
#P/IP .....18.0  
**Opponents**  
AVG ..... .272  
OBP ..... .357  
SLG ..... .428  
OPS ..... .785

2025 HIGHS	CAREER HIGHS
Innings: 6.2, 6/1 vs. CWS	Innings: 9.0, 3x, last: 5/18/11 at CIN
Hits: 7, 3x, last: 4/20 vs. CIN	Hits: 12, 5/27/24 vs. WSH
Runs: 7, 4/20 vs. CIN	Runs: 10, 8/14/09 at CHC
Earned Runs: 7, 4/20 vs. CIN	Earned Runs: 10, 8/14/09 at CHC
Strikeouts: 10, 2x, last: 6/13 vs. LAA	Strikeouts: 14, 5/12/18 vs. TEX
Walks: 5, 2x, last: 4/26 (G2) at DET	Walks: 7, 8/11/23 at NYM
Home Runs: 2, 4/3 vs. BOS	Home Runs: 4, 8/8/24 vs. MIL
Winning Streak: 5, 5/26-pres.	Winning Streak: 6, 9/16/14-6/16/15
Losing Streak: 7, 3/28-5/26	Losing Streak: 7, 3/28-5/26
Shortest Start: 2.1 IP, 2x, last: 6/7 at ATH	Shortest Start: 0.2 IP, 2x, last: 5/7/21 vs. PHI
Pitches Thrown: 104, 7/10 vs. NYM	Pitches Thrown: 119, 9/30/09 at CHC
Low-Hit CG: --	Low-Hit CG: 4, 9/30/09 at CHC

MORTON vs. TB						BRADLEY vs. BAL					
PLAYER	AVG	AB	H	HR	RBI	PLAYER	AVG	AB	H	HR	RBI
Aranda	.333	3	1	0	0	Cowser	.250	8	2	1	4
Caballero	.000	1	0	0	0	Henderson	.412	17	7	1	3
Caminero	.000	2	0	0	0	Holliday	.250	4	1	0	0
Diaz	.333	9	3	0	0	Laureano	.500	6	3	0	1
Jansen	.333	6	2	0	1	Jackson	—	—	—	—	—
Kim	.200	5	1	0	0	Mayo	.333	3	1	0	0
Lowe, J	.125	8	1	0	1	Mullins	.400	5	2	1	1
Mangum	.500	2	1	0	0	O'Hearn	.417	12	5	1	1
Mead	—	—	—	—	—	O'Neill	.000	5	0	0	0
Morel	.000	9	0	0	0	Stallings	.000	2	0	0	0
Simpson	—	—	—	—	—	Urias	.167	6	1	1	2
Thaiss	—	0	0	0	0	Vázquez	—	—	—	—	—
Walls	.500	2	1	0	0	Westburg	.333	6	2	1	2





PITCHER	LAST OUTING	DEC.	IP	H	R	ER	BB	K	RETIRED/1 <sup>ST</sup> BF	IR/SCORED	SV/OPP	INNINGS-HIGH	STRIKEOUTS-HIGH
Bautista	7/10 (G1) vs. NYM	SV	1.0	0	0	0	0	0	26/34	2/0	18/19	1.0 (31x, last: 7/5 at ATL)	3 (5x, last: 7/8 vs. NYM)
Cano	7/13 vs. MIA	ND	1.0	4	3	3	1	1	24/38	10/3	1/3	1.1 (4/13 vs. TOR)	3 (2x, last: 6/21 at NYY)
Domínguez	7/12 vs. MIA	ND	1.0	2	1	1	0	0	27/39	20/1	2/4	1.2 (2x, last: 6/30 at TEX)	3 (4x, last: 6/30 at TEX)
Kittredge	7/13 vs. MIA	ND	1.0	1	0	0	0	0	21/24	4/1	--	2.0 (6/21 at NYY)	2 (5x, last: 6/21 at NYY)
Martin	7/2 at TEX	ND	1.1	1	0	0	0	2	1/1	2/0	--	1.1 (7/2 at TEX)	2 (7/2 at TEX)
Selby	7/13 vs. MIA	ND	1.0	3	1	1	0	0	4/5	3/1	--	2.0 (6/16 at TB)	5 (6/16 at TB)
Soto	7/12 vs. MIA	ND	0.1	1	0	0	0	0	28/42	21/5	0/1	1.2 (4/4 at KC)	3 (4x, last: 6/16 at TB)
Wolfram	7/13 vs. MIA	ND	1.2	1	0	0	1	1	2/4	1/1	--	2.0 (7/10 [G1] vs. NYM)	4 (7/10 [G1] vs. NYM)
2025 TOTALS	4.61 ERA	14-17	363.1	348	203	186	159	390	240/335	138/26	23/35	7.0 (Kremer, 6/12 vs. DET)	8 (Kremer, 6/12 vs. DET)

**74 • FÉLIX BAUTISTA • RHP****1-1 • 18 SV • 2.41 ERA • 34 G**

WHIP: 1.07K/9: 12.83BB/9: 5.35

vs. ALL: .130 (15-for-115)vs. LHB: .136 (8-for-59)vs. RHB: .125 (7-for-56)

⚡ Tossed 1.0 scoreless inning to earn his 18<sup>th</sup> save on 7/10 (G1) vs. NYM...Marked only his third time in a save situation without recording a strikeout this year...Had recorded multiple strikeouts in seven of his previous eight appearances

⚡ Has converted a save in each of his last 11 opportunities, tied for the second-longest active streak in the AL and third in MLB behind CHC's Daniel Palencia (12 G) and PIT's David Bednar (13 G)

⚡ In 16 appearances since 5/31, is 1-0 with nine saves, an 0.56 ERA (1 ER/16.0 IP), an .059 opponent average (3-for-51), and 0.69 WHIP

⚡ His .130 opponent batting average (15-for-115) leads MLB (min. 100 BF)

⚡ Opponents are 4-for-46 (.087) with 25 strikeouts and a 52.4 percent whiff rate against his split-finger

⚡ His 14.8 percent walk rate is the fifth highest among AL relievers

⚡ Five of his nine runs allowed this year came in a four-game stretch from 5/11-21

⚡ Recorded a save in a career-high six straight appearances from 4/19-5/9

⚡ Made his season debut on 3/29 at TOR, marking his first major league game since 8/25/23 vs. COL (582 days)

**78 • YENNIER CANO • RHP****1-5 • 1 SV • 4.68 ERA • 38 G**

WHIP: 1.44K/9: 9.92BB/9: 3.03

vs. ALL: .286 (36-for-126)vs. LHB: .333 (17-for-51)vs. RHB: .253 (19-for-75)

⚡ Surrendered three runs on four hits and one walk with one strikeout in 1.0 inning on 7/13 vs. MIA...Snapped a seven-game streak without allowing an earned run

⚡ Is one of 12 MLB relievers with at least five losses this season

⚡ On 7/5 at ATL, secured his first save since 8/3/24 at CLE

⚡ Opponents are batting .326 (14-for-43) against him with no outs and 6-for-17 (.353) with runners in scoring position and two outs

⚡ Has limited opponents to a .232 (13-for-56) clip with a homer and 13 strikeouts against his sinker, while opponents are hitting .438 (14-for-32) with five extra-base hits (3 2B, 2 HR) off his changeup

⚡ Is holding opposing hitters to a .162 average (6-for-37) and .351 OPS when ahead in the count compared to a .484 average (15-for-31) and 1.361 OPS when behind

⚡ Recalled from Triple-A Norfolk on 7/2...Marked his first stint in the minors since 4/13/23

⚡ One through three-hole batters have gone 18-for-55 (.327) while eight and nine-hole hitters are 10-for-30 (.333)...Batters in the four through seven holes are 8-for-51 (.195) off him

**56 • SERANTHONY DOMÍNGUEZ • RHP****2-2 • 2 SV • 3.29 ERA • 39 G**

WHIP: 1.28K/9: 11.97BB/9: 5.17

vs. ALL: .199 (27-for-136)vs. LHB: .295 (18-for-61)vs. RHB: .120 (9-for-75)

⚡ Surrendered a run on two hits in 1.0 inning on 7/12 vs. MIA...Has allowed four runs (2 ER) in seven appearances (7.2 IP) since 6/24...Did not yield a run in 12 games (12.2 IP) before this stretch from 5/26-6/22

⚡ His .120 (9-for-75) clip against right-handed batters is the second lowest in the majors (min. 70 BF) behind TEX's Shawn Armstrong (.116)...On 7/6 at ATL, earned the save but allowed a homer to Sean Murphy on an 0-2 pitch, his first surrendered to a righty this season

⚡ His 5.0 inherited runner scored rate (1 IRS, 20 IR) is second lowest in MLB behind teammate Keegan Akin (4.2%)

⚡ His .122 (6-for-49) opponent average with runners in scoring position is sixth lowest in MLB (min. 50 BF)

⚡ Has 56.5 percent whiff rate on his sweeper is the fifth best on a single pitch in the majors this year while his split-finger's 54.1 percent whiff rate is the 10<sup>th</sup> best in the majors (min. 100 P)

⚡ His 13.9 percent walk rate is the eighth highest among AL relievers

⚡ Did not allow an earned run in a career-high-tying 15 straight games from 5/26-6/30 (also 4/18 [G1] -5/21/23)

⚡ Has allowed a .298/.420/.544 (17-for-57) slash line to opposing hitters with the bases empty compared to a .127/.225/.152 (10-for-79) with runners on base

**39 • ANDREW KITTREDGE • RHP****1-1 • 4.01 ERA • 24 G**

WHIP: 1.14K/9: 8.39BB/9: 2.19

vs. ALL: .232 (22-for-95)vs. LHB: .286 (14-for-49)vs. RHB: .174 (8-for-46)

⚡ Worked 1.0 scoreless inning on 7/13 vs. MIA, allowing one hit

⚡ His 13 appearances since 6/21 are the most in the majors during that time

⚡ Tossed six consecutive perfect outings from 6/30-7/10 (G2)

⚡ Has limited right-handed hitters to a .136 (3-for-22) clip in nine outings since 6/23, though two of his last three hits allowed to righties since 6/21 have been homers

⚡ Has held the opposition to a .190 (12-for-63) average with zero and one outs, compared to .313 (10-for-32) with two outs

⚡ Opponents are 3-for-21 (.143) with zero extra-base hits on his sinker

⚡ Nine of his 12 runs surrendered this season came in an eight-game stretch from 6/14-28...On 6/18 at TB, allowed four runs for the third time in his career (6 R, 5/13/18 at BAL & 4 R, 9/27/18 vs. NYY)...33.3 percent of the runs he has allowed this season (4-of-12) came in the outing

⚡ Has allowed a .154/.195/.333 (6-for-39) slash line when pitching with a lead compared to a .318/.362/.500 (14-for-44) when the team is behind

⚡ Reinstated from the 15-day Injured List on 5/21...Opened the season on the IL after undergoing left knee debridement on 4/7

**48 • CORBIN MARTIN • RHP****0-0 • 0.00 ERA • 1 G**

WHIP: 0.75K/9: 13.50BB/9: 0.00

vs. ALL: .200 (1-for-5)vs. LHB: .333 (1-for-3)vs. RHB: .000 (0-for-2)

⚡ Signed to a 2025 major league contract today...Was DFA'd by the O's on 7/13

⚡ Made his Orioles debut on 7/2 at TEX, allowing one hit and striking out two batters in 1.1 innings...Stranded two inherited runners...Had his contract selected from Triple-A Norfolk prior to the game

⚡ Prior to this season, last pitched in the majors on 7/30/22 at ATL with AZ, making the start and suffering the loss after allowing four runs on six hits (3 HR) and one walk with six strikeouts across 4.0 innings pitched

⚡ Is 2-2 with one save and a 5.29 ERA (19 ER/32.1 IP) across 29 Triple-A games (1 GS) this year

⚡ Has not allowed a run over his last eight outings (7.0 IP) with the Tides since 6/8 (G2), allowing two hits and three walks with six strikeouts...10 of his last 11 outings since 5/30 have been scoreless

⚡ Was claimed by the Orioles from MIL on 5/13/24 and outrighted to Triple-A on 6/15...Invited to Spring Training with the O's as a non-roster invitee in 2025

**60 • COLIN SELBY • RHP****0-0 • 4.05 ERA • 5 G**

WHIP: 1.35K/9: 13.50BB/9: 1.35

vs. ALL: .286 (8-for-28)vs. LHB: .357 (5-for-14)vs. RHB: .214 (3-for-14)

⚡ Allowed one run on three hits on 7/13 vs. MIA, his first appearance since 6/16 at TB

⚡ Recalled from Triple-A Norfolk between games of the doubleheader on 7/10 vs. NYM, his fifth stint on the big league roster (4/9-14, 4/26, 5/8-11, 6/16)

⚡ Has posted a 2.38 ERA (6 ER/22.2 IP) with 12 walks and 31 strikeouts in 22 appearances with the Tides...Since being optioned on 6/17, has worked six scoreless appearances (6.0 IP) with two hits and three walks while striking out eight...Holding opponents to a .105 AVG and a 0.83 WHIP in those games

⚡ Struck out five batters on 6/16 at TB, the most by a primary O's reliever this season

⚡ In 31 career MLB appearances (5 GS), has limited right-handed hitters to a .224 (19-for-85) clip compared to .328 (21-for-64) against left handers

**65 • GREGORY SOTO • LHP****0-2 • 3.74 ERA • 42 G**

WHIP: 1.25K/9: 10.69BB/9: 4.01

vs. ALL: .220 (27-for-123)vs. LHB: .154 (8-for-52)vs. RHB: .268 (19-for-71)

⚡ Allowed one hit in 0.1 inning on 7/12 vs. MIA...Allowed the first run of the game, an inherited runner in the seventh inning...The lone out came on an outfield assist following the go-ahead hit

⚡ Has retired 66.7 percent (28-of-42) of first batters faced...Has allowed five hits, five walks, and hit four batters in those spots this season

⚡ Has completed 1.0 inning in one of his six appearances this month (1.0 IP, 7/10 [G2] vs. NYM)

⚡ Since 6/4, left-handed hitters are 0-for-17 with 12 strikeouts against him, but has issued two walks and hit three lefties during that time

⚡ Suffered his first blown save of the year after allowing one run on one walk with one strikeout on 6/24 vs. TEX

⚡ Opponents are slashing .137/.297/.216 (7-for-51) over his last 21 appearances since 5/25 after they batted .327/.382/.531 (16-for-49) in his 14 prior outings

⚡ His 18 holds are the second most in his career (2023; 24 HLD)

⚡ Has a 48.0 percent whiff rate on his slider, but both of the homers he has allowed this season have come on the offering

**86 • GRANT WOLFRAM • LHP****1-0 • 3.60 ERA • 4 G**

WHIP: 1.60K/9: 10.80BB/9: 5.40

vs. ALL: .250 (5-for-20)vs. LHB: .286 (2-for-7)vs. RHB: .231 (3-for-13)

⚡ Tossed 1.2 scoreless innings on one hit, one walk, and a wild pitch with one strikeout on 7/13 vs. MIA

⚡ Recalled from Triple-A Norfolk prior to Sunday's game, marking his fourth stint on the active roster this season (7/10, 6/17, 4/26-27)

⚡ Earned his first major league win after firing 2.0 scoreless innings with one hit and a career-high four strikeouts on 7/10 (G1) vs. NYM...Was appointed as the 27<sup>th</sup> player for the doubleheader earlier in the day

⚡ Made his MLB debut on 4/26 (G2) at DET, pitching 0.1 inning on one hit with one walk...Allowed an inherited runner to score

⚡ Has gone 1-4 with a 3.62 ERA (11 ER/27.1 IP) on eight walks and 29 strikeouts across 24 relief appearances with Norfolk this season...Has 12 straight minor league outings (14.0 IP) without surrendering an earned run since 5/29 (G2)

⚡ Was acquired by the Orioles on 4/7 from the Milwaukee Brewers in exchange for minor league OF Daz Cameron and cash considerations

17 • COLTON COWSER • OF (L)	.221 • 8 HR • 18 RBI
Current Streak: 0-for-last-4 (since 7/12)	2025 High: 4 G (4x, last: 6/29-7/2)
Last Game: 0-3, K	Homestand: 6 G, 5-21, R, RBI, HBP, 5 K, 2 SB
🐦 Recorded his first career multi-steal game on 7/12 vs. MIA (2 SB)	
🐦 Is 9-for-23 (.391) w/RISP since 6/18 after opening the year 0-for-8	
🐦 Has three homers on 0-2 pitches...Joins SD's Manny Machado (4 HR) and DET's Javier Báez/NYM's Francisco Lindor (both 3 HR) as the only major leaguers with at least three homers in an 0-2 count this season...Batting .250 (5-for-20) in 0-2 counts	
🐦 On 6/30 at TEX, his solo homer had an exit velocity of 113.7 mph, the hardest-hit homer by an Oriole this season...Since the start of 2024, has the three hardest-hit home runs by the Orioles	
🐦 On 6/27 vs. TB, set career highs in runs (4), doubles (3), and times on base (5)	
🐦 From 6/17-19, homered in three consecutive games with a plate appearance for the second time in his career (also 6/25-28/24, 3 G)	
🐦 On 6/7 at ATH, hit the furthest homer of his career (455 ft.), marking the furthest hit by an Oriole at the time since 8/8/23 vs. HOU (472 ft., Mountcastle)	
🐦 From 3/31-6/1, missed 54 games on the IL due to a left thumb fracture...Team went 20-34 during that time	

2 • GUNNAR HENDERSON • INF (L)	.280 • 11 HR • 31 RBI
Current Streak: 0-for-last-3 (since 7/12)	2025 High: 14 G (6/5-20)
Last Game: 0-2, CS	Homestand: 6 G, 8-19, 3 2B, HR, 4 R, 2 RBI, 2 BB, 3 K, CS
🐦 Had 90+ hits, 30+ walks, and 10+ SB before the All-Star break for the second straight year...The only other Orioles to do so in consecutive seasons are Brian Roberts (3, 2007-09) and Brady Anderson (2, 1996-97)	
🐦 Slashing .341/.400/.629 (45-for-132) with five doubles, three triples, and nine home runs in 33 career games against the Rays	
🐦 His .360 (9-for-25) batting average with runners in scoring position and two outs ranks sixth in the AL and 11 <sup>th</sup> in MLB (min. 25 AB)	
🐦 Is 14-for-39 (.359) with nine RBI off lefties since 6/7...Opened the year 10-for-72 (.139)	
🐦 On 7/10 (G1) vs. NYM, hit his first career pinch-hit homer...Was the first go-ahead pinch-hit home run in the eighth inning or later by an Oriole since Hyun Soo Kim (9/28/16 at TOR)	
🐦 On 6/30 at TEX, drove in all four of his runs in extra innings, becoming the first Oriole in team history with four RBI in extra innings without hitting a grand slam	
🐦 On 6/27 vs. TB, tallied his fifth career game with at least one triple and one home run (last: 5/9 at LAA, 3B & HR)...Since 2023, his five such games are tied for third most in MLB behind LAD's Shohei Ohtani and CIN's Elly De La Cruz (both 7 G)	
🐦 From 6/5-20, hit safely in a career-high-tying 14 straight games (also 6/6-21/24)	
🐦 On 5/30 vs. CWS, recorded his 400 <sup>th</sup> career hit, becoming the sixth Oriole to do so before turning 24, (Machado, Ripken, Jr., Murray, Powell, & B. Robinson)	

7 • JACKSON HOLLIDAY • INF (L)	.259 • 12 HR • 38 RBI
Current Streak: 3 G (3-13; since 7/11)	2025 High: 10 G (5/14 [G2]-5/24 [G1])
Last Game: 1-4, K	Homestand: 6 G, 6-25, 2B, HR, 3 R, 2 RBI, BB, HBP, 7 K
🐦 His 90 hits this year were the third most by an Oriole aged 21 or younger prior to the All-Star break, trailing Manny Machado (128 H, 2013) and Eddie Murray (97 H, 1977)	
🐦 Has an .827 OPS in 42 games at OPACY compared to a .623 OPS in 46 road games	
🐦 Ranks among AL second basemen in hits (2 <sup>nd</sup> , 90), triples (T-2 <sup>nd</sup> , 2), total bases (3 <sup>rd</sup> , 144), extra-base hits (3 <sup>rd</sup> , 28), batting average (4 <sup>th</sup> , .259), and steals (T-4 <sup>th</sup> , 9)	
🐦 Slashing .374/.410/.557 (49-for-131) with 14 XBH (9 2B, 5 HR) from innings 1-3, and .189/.248/.327 (41-for-217) with 14 XBH (5 2B, 2 3B, 7 HR) from the fourth inning on	
🐦 On 7/6 at ATL, had a career-high-tying four hits (also 8/16/24 vs. BOS)...Also had a career-high-tying two extra-base hits (6x, last: 6/23 vs. TEX)	
🐦 From 6/14-30, reached base safely in a career-best 15 straight games	
🐦 On 6/23 vs. TEX, had a career-high-tying four RBI (3x, last: 4/16/25 vs. CLE)	
🐦 On 5/31 vs. CWS, hit his first career leadoff homer...Became the second-youngest Oriole to hit a leadoff home run behind Paul Blair (21y, 075d on 4/17/65 at BOS & 21y, 100d on 5/12/65 vs. CLE)	
🐦 From 5/14 (G2)-5/24 (G1), had a career-best 10 game hitting streak	

70 • ALEX JACKSON • C (R)	.286 • 0 HR • 1 RBI
Current Streak: 0-for-last-4 (since 7/10 [G2])	2025 High: 1 G (7/10 [G2])
Last Game: 0-3, 2 K	Homestand: 4 G, 2-7, 2 2B, 2 R, RBI, 3 K
🐦 On 7/10 (G2) vs. NYM, had a career-high-tying two doubles (also 7/12/24 vs. CLE)...His two runs also matched a career-high (9x, last: 8/18/24 vs. AZ)	
🐦 On 7/8 vs. NYM, made his Orioles debut in the 10 <sup>th</sup> inning...Became the sixth different player to appear at catcher this season for the O's, tying the franchise record (1986, 1962, 1960)	
🐦 On 7/6, was acquired from NYY in exchange for international bonus pool space and a player to be named later or cash considerations	
🐦 Hit .226/.308/.463 (37-for-164) with seven doubles, one triple, 10 home runs, 31 runs scored, and 34 RBI in 44 games with Triple-A Scranton/Wilkes-Barre	
🐦 Prior to making his season debut on 7/8 vs. NYM, he last appeared in the majors with TB on 8/30/24 before being designated for assignment on 9/5/24...Signed a minor league contract with CIN on 11/8/24 and traded to NYY on 12/20/24	

12 • RAMÓN LAUREANO • OF (R)	.284 • 11 HR • 35 RBI
Current Streak: 3 G (6-11; since 7/11)	2025 High: 6 G (6/23-30)
Last Game: 2-3, 2B, HR, K, CS	Homestand: 6 G, 8-21, 2 2B, HR, 2 R, 7 RBI, BB, K, SB, CS
🐦 Launched his 11 <sup>th</sup> homer of the season and recorded his fifth multi-extra-base hit performance of the year on 7/13 vs. MIA (last: 3 XBH, 6/30 at TEX)	
🐦 Is 15-for-39 (.385) with RISP since 5/16...Opened the year 1-for-25 (.040) with RISP	
🐦 Slashing .331/.397/.589 (41-for-124) in 38 night games compared to .218/.281/.414 (19-for-87) in 30 day games	
🐦 His .959 OPS against right-handers is the second highest by a right-handed hitter in the AL (min. 140 PA) behind NYY's Aaron Judge (1.151)	
🐦 His seven outfield assists are tied for fourth in MLB...Since 2018, his 56 outfield assists are third in MLB behind Teoscar Hernandez (69) and Hunter Renfroe (65)	
🐦 From 7/8-11, had 1+ RBI in a season-high four straight games, tied with Jackson Holliday (5/20-24) for the longest such streak by an Oriole this season	
🐦 On 6/30 at TEX, tied career highs in hits (4) and doubles (3)...Marked his fifth four-hit game (last: 5/16/25 vs. WSH) and second three-double effort (6/21/24 at NYY)	
🐦 From 6/23-30, scored 1+ run in six straight games, the longest run by an Oriole since Jackson Holliday (9 G) from 4/23-8/8/23...Scored a career-high four runs on 6/27 vs. TB	
🐦 From 5/21-6/5, missed 14 games on the 10-day Injured List (left ankle sprain)	

16 • COBY MAYO • INF (R)	.203 • 1 HR • 9 RBI
Current Streak: 0-for-last-9 (since 6/30)	2025 High: 4 G (6/27-30)
Last Game: 0-1 (PH in 7 <sup>th</sup> )	Homestand: 2 G, 0-3, K
🐦 Is 11-for-43 (.256) with four doubles, one homer, and eight RBI in 15 games since 6/14	
🐦 Is 7-for-30 (.233) off southpaws...Hit .500 (11-for-22) with three doubles, one triple, five home runs and 10 RBI against left-handed pitchers with Triple-A Norfolk	
🐦 On 7/1 at TEX, had his career-high four-game hitting streak snapped after striking out as a pinch-hitter	
🐦 On 6/27 vs. TB, hit his first major league home run in the eighth inning and set a career high with four RBI...Had driven in four total runs in his career entering 6/27	
🐦 On 5/31, was recalled from Norfolk, marking his second stint on the active roster	

31 • CEDRIC MULLINS • OF (L)	.218 • 13 HR • 41 RBI
Current Streak: 1 G (2-3; since 7/13)	2025 High: 6 G (4/18-24)
Last Game: 2-3, K	Homestand: 6 G, 5-17, 2B, 2 R, BB, 4 K, 3 SB
🐦 Is one home run shy of 100 for his career...With his next home run, he would become the third Oriole to reach 100 career homers and 100 stolen bases, joining Brady Anderson (209 HR, 307 SB) and Paul Blair (126 HR, 167 SB)	
🐦 Owns an .839 OPS vs. LHP, the fourth-highest mark by any left-handed hitter in the AL (min. 75 PA)...Has three homers off lefties this year after having one last season	
🐦 His 4.24 pitches/PA are third in the AL (HOU's Paredes: 4.41 & LAA's Trout: 4.40)	
🐦 Owns a career-high 10.3 percent walk rate...Has never had a walk rate above 9.5 percent (2023) in his career	
🐦 From 7/8-11, stole a base in three straight games (w/1+ PA) for the third time in his career (4 G, 8/26-30 & 3 G, 4/13-15/23)	
🐦 On 7/5 at ATL, reached base three times (2B, 2 BB) for the first time since 4/28 vs. NYY	
🐦 Reinstated from the 10-day Injured List (right hamstring strain) on 6/10...Was placed on the 10-day IL on 5/30, retroactive to 5/29	

32 • RYAN O'HEARN • INF/OF (L)	.286 • 11 HR • 34 RBI
Current Streak: 0-for-last-4 (since 7/12)	2025 High: 10 G (5/21-31)
Last Game: 0-2	Homestand: 6 G, 4-15, 2 2B, 2 R, 4 RBI, 5 BB, K
🐦 Played in his first career All-Star Game on Tuesday and went 0-for-2...Became the second O's designated hitter in franchise history to be voted an All-Star starter, joining Nelson Cruz (2014)	
🐦 Has drawn 1+ walk in 11 of his last 18 games since 6/22...His 14 walks during that period are tied for ninth most in the majors	
🐦 His five OAA lead the Orioles...Has recorded six OAA at first base, second most among AL first basemen behind CLE's Carlos Santana (7)	
🐦 Hitting .324 (46-for-142) with six doubles and seven home runs off fastballs	
🐦 Is 18-for-36 (.500) with five doubles and four homers on the first pitch of an at-bat	
🐦 Is 1-for-21 (.048) vs. left-handed pitcher since 6/1...Opened the year 10-for-29 (.345)	
🐦 Since 2019, ranks among all qualified MLB PHs in OPS (2 <sup>nd</sup> , .885), SLG (2 <sup>nd</sup> , .500), OBP (3 <sup>rd</sup> , .385), and hits (4 <sup>th</sup> , 30)	
🐦 From 7/5-10 (G2), drew 1+ walk in a career-high five straight games, tied with Cedric Mullins (4/12-17) for the longest run by an Oriole this year	
🐦 On 6/25 vs. TEX, capped off back-to-back-to-back homers (7 <sup>th</sup> inn.), the O's first time accomplishing the feat since 8/6/17 vs. DET (Schoop, Davis, Mancini)	
🐦 From 5/21-31, hit safely in a career-best 10 straight games...From 5/14 (G2)-6/3, reached base safely in a career-high 19 straight games	

9 • TYLER O'NEILL • OF (R)	.176 • 3 HR • 11 RBI
Current Streak: 0-4 (since 7/12)	2025 High: 2 G (2x, last: 4/4-5)
7/12 vs. MIA: 0-4	Homestand: 4 G, 1-14, BB, HBP, 3 K
🐦 In six games since returning from the IL on 7/4, is 3-for-22 (.136) with one home run	
🐦 Has registered five outfield assists in 30 games this season after totaling four in 2024	
🐦 Four of his seven extra-base hits (2 2B, 3B, HR) have come off fastballs	
🐦 On 7/5 at ATL, snapped a 12-game homerless stretch, his first homer since 4/13 vs. TOR	
🐦 On 7/4, was reinstated from the 10-day Injured List (left shoulder impingement)...Placed on the IL on 5/16...Marked his second stint on the IL this season (also 4/24-5/8, neck inflammation)	
🐦 On 3/27 at TOR, homered for a sixth consecutive Opening Day, an MLB record...Reached base safely a career-high five times, becoming the first player to reach base safely five times in his first game with the club in team history (since 1954)	
🐦 His eight hits through his first four games were the most by an Oriole through his first four games with the club since Jose Iglesias in 2020 (also 8 H)	

25 • JACOB STALLINGS • C (R)	.143 • 0 HR • 8 RBI
Current Streak: 0-for-last-7 (since 7/10 [G1])	2025 High: 4 G (4/20 [G2]-25)
7/12 vs. MIA: 0-2	Homestand: 4 G, 1-12, 3 K
🐦 Is six hits shy of 400 for his career	
🐦 On 7/5 at ATL, delivered a two-run double in the 10 <sup>th</sup> inning for his first hit and RBI with the O's...Entered in the fifth inning after Gary Sánchez left due to injury	
🐦 On 7/1 at TEX, made his Orioles debut as a pinch hitter...Had his contract selected from Triple-A Norfolk earlier that day...Signed to a minors deal on 6/24	
🐦 On 6/6, was released by COL after going 12-for-84 (.143) with three doubles, six RBI, and four runs scored in 29 games	

29 • RAMÓN URÍAS • INF (R)	.241 • 6 HR • 29 RBI
Current Streak: 0-for-last-21 (since 7/1)	2025 High: 11 G (5/17-28)
Last Game: 0-3, 3 K	Homestand: 5 G, 0-13, 4 K
🐦 Is 0-for-20 in his last six games since 7/2 after going 9-for-27 (.333) with two doubles, one homer, and five RBI in his previous seven games	
🐦 Owned a 9.8 percent walk rate through his first 40 games but has walked twice in 26 games since 6/8, recording a 2.2 percent walk rate (2 BB/91 PA) in that span	
🐦 Is 2-for-7 (.286) with two RBI as a pinch-hitter this year...His career .378 (14-for-37) average as a pinch-hitter is fourth highest among all active MLB players (min. 30 AB) behind MIN's Ryan Jeffers (.400, 12-for-30), SD's Jose Iglesias (.394, 13-for-33), and TOR's Ernie Clement (.382)	
🐦 From 5/17-28, hit safely in a career-best 11 straight games	
🐦 On 5/14, was reinstated from the 10-day Injured List (right hamstring strain)...Was placed on the IL on 5/3 (retro to 5/1)	

52 • LUIS VÁZQUEZ • INF (R)	.077 • 0 HR • 1 RBI
Current Streak: 0-4 (since 7/10 [G1])	2025 High: 1 G (6/30)
Last Game: 0-2, K (PH in 7 <sup>th</sup> )	Homestand: 2 G, 0-4, K
🐦 On 7/1 at TEX, made his third pitching appearance of the year, the most by a primary Orioles position player in a season since 2019 (Wilkinson, 4 G)...Has thrown 3.1 scoreless frames this year	
🐦 On 6/30 at TEX, recorded his first hit, RBI, and run scored as an Oriole	
🐦 On 6/28 vs. TB, became the first Orioles position player to pitch 2.0+ innings since Stevie Wilkerson on 7/20/19 vs. BOS (2.0 IP)	
🐦 On 6/21 at NYY, made his first career pitching appearance (1.0 IP, BB)	
🐦 On 6/14 vs. LAA, made his Orioles debut as a pinch-runner...Had his contract selected from Triple-A Norfolk on 6/10...Acquired by the O's from the Cubs on 1/31	

11 • JORDAN WESTBURG • INF (R)	.251 • 10 HR • 21 RBI
Current Streak: 0-6 (since 7/12)	2025 High: 7 G (6/27-7/11)
Last Game: 0-2, K	Homestand: 6 G, 7-23, HR, 6 R, 4 RBI, BB, 6 K, CS
🐦 In 21 games since returning from the Injured List, is batting .293 (22-for-75) with three doubles, six home runs, 15 RBI, and a .927 OPS	
🐦 Slashing .304/.368/.594 (21-for-69) in 18 day games compared to .214/.260/.388 (21-for-98) in 26 night games	
🐦 Has a team-best six homers this season with two outs ahead of Ryan O'Hearn (4 HR)	
🐦 Is 28-for-85 (.329) with a 1.063 in 21 O's wins, compared to 14-for-82 (.171) with a .483 OPS in 23 Baltimore losses	
🐦 From 6/27-7/12, hit safely in a season-high seven straight games	
🐦 On 7/5 at ATL, his 461-foot home run the furthest by an Oriole since Ryan Mountcastle on 8/8/23 vs. HOU (472 ft.)...Homered in consecutive games from 7/4-	





ADDITIONAL HITTER INFO																			
			MULTI-HIT GAMES					MULTI-RBI GAMES						LAST HR		MULTI-HR GAMES			
	vs. LHP	vs. RHP	2	3	4	5	TOTAL	2	3	4	5	6+	TOTAL	(DATE/PITCHER)		2025	CAREER	LAST (HRS)	
Colton Cowser	.167	.240	3	1	-	-	4	2	2	-	-	-	4	7/5/25 at ATL (Dodd)	-	2	9/20/24 vs. DET (2)		
Gunnar Henderson	.216	.311	23	4	1	-	28	6	-	1	-	-	7	7/10/25 (G1) vs. NYM (Stanek)	-	2	6/21/24 at HOU (2)		
Jackson Holliday	.244	.264	12	8	1	-	21	5	1	2	-	-	8	7/8/25 vs. NYM (Carrillo)	1	1	5/4/25 vs. KC (2)		
Alex Jackson	1.000	.167	1	-	-	-	1	-	-	-	-	-	-	7/27/24 vs. CIN (Abbott)	-	-	-	-	
Ramón Laureano	.243	.307	10	3	2	-	15	5	3	-	-	-	8	7/13/25 vs. MIA (Faucher)	1	5	4/19/25 vs. CIN (2)		
Coby Mayo	.233	.184	3	-	-	-	3	-	-	1	-	-	1	6/27/25 vs. TB (Caballero)	-	-	-	-	
Cedric Mullins	.278	.197	13	1	-	-	14	5	2	2	1	-	10	7/4/25 at ATL (Strider)	1	6	3/27/25 at TOR (2)		
Ryan O'Hearn	.220	.300	15	4	1	-	20	5	3	-	-	-	8	6/24/25 vs. TEX (Martin)	-	2	8/25/19 at CLE (2)		
Tyler O'Neill	.103	.205	1	1	1	-	3	1	1	-	-	-	2	7/5/25 at ATL (Bummer)	-	12	9/9/24 vs. BAL (2)		
Jacob Stallings	.057	.186	1	-	-	-	1	2	1	-	-	-	3	9/15/24 vs. CHC (Hendricks)	-	-	-	-	
Ramón Urías	.259	.235	11	3	-	-	14	4	1	-	-	-	5	6/24/25 vs. TEX (Martin)	-	1	7/15/22 at TB (2)		
Luis Vázquez	.111	.000	-	-	-	-	-	-	-	-	-	-	-	-	-	-	-	-	
Jordan Westburg	.250	.252	5	4	1	-	10	4	2	-	-	-	6	7/10/25 (G2) vs. NYM (Waddell)	1	1	3/29/25 at TOR (2)		

O's HITTERS															2025 vs. TAMPA BAY RAYS															CAREER vs. TAMPA BAY RAYS														
PLAYER	G	AB	R	H	2B	3B	HR	RBI	BB	IBB	SO	AVG	OBP	SLG	G	AB	R	H	2B	3B	HR	RBI	BB	IBB	SO	AVG	OBP	SLG																
Colton Cowser	6	21	7	7	4	0	3	9	2	0	6	.333	.440	.952	23	77	14	18	5	1	4	12	6	1	25	.234	.302	.481																
Gunnar Henderson	6	24	5	9	1	1	1	4	2	1	3	.375	.444	.625	32	128	27	44	5	3	9	17	12	2	33	.344	.404	.641																
Jackson Holliday	6	30	2	7	0	0	1	2	1	0	8	.233	.258	.333	12	50	4	9	0	0	2	4	3	0	15	.180	.222	.300																
Alex Jackson																																												
Ramón Laureano	5	16	7	7	1	0	2	9	5	0	4	.438	.571	.875	34	125	14	27	7	0	4	19	8	0	45	.216	.285	.368																
Coby Mayo	3	10	3	3	1	0	1	4	0	0	4	.300	.300	.700	6	14	3	3	1	0	1	4	1	0	8	.214	.267	.500																
Cedric Mullins	6	23	2	2	1	0	1	4	2	0	8	.087	.160	.261	78	266	29	52	4	1	10	20	19	1	76	.195	.259	.331																
Ryan O'Hearn	6	19	3	2	0	0	0	1	4	0	2	.105	.261	.105	42	135	16	31	6	1	6	17	8	0	32	.230	.269	.422																
Tyler O'Neill															13	49	3	7	0	0	2	6	3	1	19	.143	.208	.265																
Jacob Stallings	1	4	0	0	0	0	0	0	0	0	1	.000	.000	.000	8	26	0	6	3	0	0	4	2	0	8	.231	.286	.346																
Ramón Urías	5	15	3	3	1	0	0	2	1	0	6	.200	.294	.267	52	164	22	39	8	0	6	18	9	0	38	.238	.291	.396																
Luis Vázquez	1	0	0	0	0	0	0	0	0	0	0	-	-	-																														
Jordan Westburg	5	16	3	5	2	0	0	0	1	0	8	.313	.353	.438	17	53	8	15	3	2	2	5	1	0	20	.283	.296	.528																

O's PITCHERS															2025 vs. TAMPA BAY RAYS															CAREER vs. TAMPA BAY RAYS														
PLAYER	W	L	SV	G	GS	INN	H	R	ER	HR	BB	K	ERA	AVG	W	L	SV	G	GS	INN	H	R	ER	HR	BB	K	ERA	AVG																
Félix Bautista	0	0	1	2	0	2.0	0	0	0	0	0	3	0.00	.000	2	0	6	15	0	17.2	4	0	0	0	3	28	0.00	.073																
Yennier Cano	0	0	0	1	0	0.2	4	4	4	1	1	0	54.00	.667	0	0	1	16	0	16.0	12	7	6	2	6	16	3.38	.211																
Seranthony Domínguez	0	0	0	3	0	3.1	3	0	0	0	1	2	0.00	.273	0	0	2	6	0	6.2	4	0	0	0	2	6	0.00	.174																
Andrew Kittredge	0	1	0	2	0	2.0	7	6	6	0	1	3	27.00	.538	0	1	0	4	0	3.2	8	6	6	0	1	4	14.73	.421																
Dean Kremer	1	0	0	1	1	5.0	4	1	1	0	2	4	1.80	.235	3	1	0	8	8	40.0	33	10	10	4	17	36	2.25	.228																
Corbin Martin																																												
Charlie Morton	1	0	0	1	1	6.0	6	1	1	0	0	7	1.50	.300	5	3	0	9	9	55.0	41	19	17	3	19	66	2.78	.209																
Trevor Rogers	0	0	0	1	1	2.1	5	3	3	0	3	4	11.57	.417	0	0	0	3	3	14.1	14	7	7	3	5	19	4.40	.250																
Colin Selby	0	0	0	1	0	2.0	2	0	0	0	0	5	0.00	.250	0	0	0	1	0	2.0	2	0	0	0	0	5	0.00	.250																
Gregory Soto	0	0	0	4	0	3.0	1	0	0	0	3	6	0.00	.111	0	1	1	12	0	10.1	10	12	10	0	11	13	8.71	.244																
Tomoyuki Sugano	1	0	0	1	1	5.0	9	7	7	3	1	2	12.60	.375	1	0	0	1	1	5.0	9	7	7	3	1	2	12.60	.375																
Grant Wolfram																																												
Brandon Young																																												

RECENT TRANSACTIONS	
7/18	Signed <b>RHP Corbin Martin</b> to a 2025 major league contract.
7/17	<b>RHP Corbin Martin</b> elected free agency in lieu of accepting an outright assignment to Triple-A Norfolk.
7/16	Claimed <b>RHP Elvin Rodríguez</b> <sup>2</sup> off waivers from the Milwaukee Brewers and optioned him to Triple-A Norfolk.
7/14	<b>C David Bañuelos</b> cleared outright waivers and accepted an assignment to Triple-A Norfolk.
7/11	Recalled <b>LHP Grant Wolfram</b> from Triple-A Norfolk...Designated <b>RHP Corbin Martin</b> for assignment
7/10	Acquired a Competitive Balance Round A pick (No. 37) in the 2025 First-Year Player Draft from the Tampa Bay Rays in exchange for <b>RHP Bryan Baker</b> ...Appointed <b>LHP Grant Wolfram</b> from Triple-A Norfolk as the 27 <sup>th</sup> man for the doubleheader...Selected the contract of <b>C David Bañuelos</b> from Triple-A Norfolk...Recalled <b>RHP Colin Selby</b> from Triple-A Norfolk (between DH games)...Optioned <b>C David Bañuelos</b> <sup>1</sup> to Triple-A Norfolk (between DH games)...Returned <b>LHP Grant Wolfram</b> to Triple-A Norfolk (postgame G2).
7/6	Selected the contract of <b>C Alex Jackson</b> from Triple-A Norfolk...Placed <b>C Gary Sánchez</b> (right knee sprain) on the 10-day Injured List...Transferred <b>INF Jorge Mateo</b> (left hamstring strain) to the 60-day Injured List.
7/4	Reinstated <b>OF Tyler O'Neill</b> (left shoulder impingement) from the 10-day Injured List... <b>RHP Matt Bowman</b> cleared outright waivers and accepted an assignment to Triple-A Norfolk.
7/2	Recalled <b>RHP Yennier Cano</b> from Triple-A Norfolk...Selected the contract of <b>RHP Corbin Martin</b> from Triple-A Norfolk...Placed <b>LHP Keegan Akin</b> (left shoulder inflammation) on the 15-day Injured List, retroactive to 7/1...Designated <b>RHP Matt Bowman</b> for assignment...Optioned <b>OF Dylan Carlson</b> <sup>4</sup> to Triple-A Norfolk (postgame).
7/1	Recalled <b>OF Dylan Carlson</b> from Triple-A Norfolk...Selected the contract of <b>C Jacob Stallings</b> from Triple-A Norfolk...Placed <b>C Chadwick Tromp</b> (lower back strain) on the 10-day Injured List...Designated <b>INF Emmanuel Rivera</b> for assignment... <b>RHP Kyle Tyler</b> elected free agency in lieu of accepting an outright assignment to Triple-A Norfolk...Transferred the rehab assignment of <b>OF Tyler O'Neill</b> (left shoulder impingement) to Triple-A Norfolk.
6/30	Recalled <b>RHP Brandon Young</b> from Triple-A Norfolk...Placed <b>RHP Zach Eflin</b> (low back discomfort) on the 15-day Injured List, retroactive to 6/29.
6/29	Selected the contract of <b>RHP Matt Bowman</b> from Triple-A Norfolk...Optioned <b>RHP Kade Strowd</b> <sup>3</sup> to Triple-A Norfolk...Reinstated <b>RHP Luis F. Castillo</b> from the minor league 7-day Injured List and designated him for assignment.
6/28	Selected the contract of <b>INF Emmanuel Rivera</b> from Triple-A Norfolk...Optioned <b>OF Dylan Carlson</b> <sup>3</sup> to Triple-A Norfolk...Designated <b>RHP Kyle Tyler</b> for assignment.
6/27	Recalled <b>RHP Kade Strowd</b> from Triple-A Norfolk.
6/26	<b>LHP Cade Povich</b> (left hip inflammation) began a rehab assignment with Triple-A Norfolk...Optioned <b>RHP Brandon Young</b> <sup>2</sup> to Triple-A Norfolk.
6/25	Recalled <b>RHP Brandon Young</b> from Triple-A Norfolk.
6/24	Transferred the rehab assignment of <b>OF Tyler O'Neill</b> (left shoulder impingement) to Double-A Chesapeake...Optioned <b>RHP Yaramil Hiraldo</b> <sup>4</sup> to Triple-A Norfolk (postgame).
6/23	Selected the contract of <b>C Chadwick Tromp</b> from Triple-A Norfolk...Placed <b>C Maverick Handley</b> on the 7-day concussion Injured List...Transferred <b>INF Ryan Mountcastle</b> (right hamstring strain) to the 60-day Injured List.

EUTAW STREET HOME RUNS			
DATE	PLAYER (Team)	OPP. (Pitcher)	DISTANCE
6/28	Jonathan Aranda (TB)	BAL (Eflin)	467 ft.
4/29	Trent Grisham (NYY)	BAL (Gibson)	399 ft.
4/19	Jake Fraley (CIN)	BAL (Young)	421 ft.
2025 totals - 3 (0 by Orioles, 3 by opponents)			
*Total since 1992 - 134 (64 by Orioles, 70 by opponents)			

O's CHALLENGES				
TEAM	TOTAL	WON	LOST	SUCCESS RATE
Orioles	32	13	19	41%
Opponents	20	12	8	60%
Last by O's: 7/8 vs. NYM (B8)		Batter/Runner: O'Neill	Force Play (1B)	Out/Confirmed
Last by Opp.: 7/4 at ATL (B5)		Batter/Runner: Acuña Jr.	Force Play (1B)	Out/Stands

RECORD BY POSITION									
PLAYER	C	1B	2B	3B	SS	LF	CF	RF	DH
Dylan Carlson	-	-	-	-	-	11-10	2-1	3-4	-
Colton Cowser	-	-	-	-	-	13-13	6-4	-	-
Maverick Handley	7-7	-	-	-	-	-	-	-	-
Gunnar Henderson	-	-	-	-	36-43	-	-	-	2-4
Jackson Holliday	-	-	34-44	-	4-1	-	-	-	2-1
Alex Jackson	1-1	-	-	-	-	-	-	-	-
Heston Kjerstad	-	-	-	-	-	10-15	-	10-10	1-0
Ramón Laureano	-	-	-	-	-	7-12	0-1	17-15	2-3
Jorge Mateo	-	-	1-4	-	0-8	1-0	4-2	-	-
Coby Mayo	-	10-5	-	0-2	-	-	-	-	3-2
Ryan Mountcastle	-	15-28	-	-	-	-	-	-	1-3
Cedric Mullins	-	-	-	-	-	-	31-44	-	1-1
Ryan O'Hearn	-	17-16	-	-	-	0-2	-	4-9	13-16
Tyler O'Neill	-	-	-	-	-	1-0	-	9-14	1-3
Emmanuel Rivera	-	1-3	-	7-7	-	-	-	-	1-0
Adley Rutschman	22-27	-	-	-	-	-	-	-	6-8
Jacob Stallings	3-3	-	-	-	-	-	-	-	-
Gary Sánchez	8-11	-	-	-	-	-	-	-	3-4
Chadwick Tromp	2-3	-	-	-	-	-	-	-	-
Ramón Urías	-	-	1-0	28-30	-	-	-	-	1-1
Luis Vázquez	-	-	-	-	3-0	-	-	-	-
Jordan Westburg	-	-	7-4	8-13	-	-	-	-	6-6

RECORD BY BATTING ORDER									
PLAYER	1	2	3	4	5	6	7	8	9
Dylan Carlson	-	-	-	-	1-0	1-2	-	9-5	5-8
Colton Cowser	2-2	-	-	-	1-0	13-11	2-2	1-1	0-1
Maverick Handley	-	-	-	-	-	-	-	0-1	7-6
Gunnar Henderson	6-7	5-9	27-30	0-1	-	-	-	-	-
Jackson Holliday	26-27	0-1	-	-	-	3-4	1-5	5-3	5-6
Alex Jackson	-	-	-	-	-	-	-	-	1-1
Heston Kjerstad	-	-	-	-	1-1	9-5	4-10	7-8	0-1
Ramón Laureano	0-1	3-3	2-1	2-7	10-10	3-3	3-1	1-3	2-2
Jorge Mateo	-	-	-	-	-	-	2-1	1-3	3-10
Coby Mayo	-	-	-	-	1-0	1-0	6-6	2-3	3-0
Ryan Mountcastle	-	0-6	1-1	7-10	3-6	2-4	2-2	1-2	-
Cedric Mullins	7-11	-	1-0	1-1	3-6	4-3	5-12	8-9	3-3
Ryan O'Hearn	-	0-1	5-5	21-21	7-15	0-1	-	1-0	-
Tyler O'Neill	-	1-0	1-3	1-3	3-4	2-5	1-2	2-0	-
Emmanuel Rivera	-	-	-	-	1-0	2-0	4-1	0-6	2-3
Adley Rutschman	0-1	22-23	5-7	1-3	0-1	-	-	-	-
Jacob Stallings	-	-	-	-	-	-	-	-	3-3
Gary Sánchez	-	-	-	2-1	1-4	2-3	5-4	1-3	-
Chadwick Tromp	-	-	-	-	-	-	-	-	2-3
Ramón Urías	-	4-3	-	2-2	8-4	1-8	6-4	4-5	5-5
Luis Vázquez	-	-	-	-	-	-	1-0	-	2-0
Jordan Westburg	2-3	8-6	1-5	6-3	3-1	0-3	1-2	-	-

2025 BY THE NUMBERS			
	HOME	AWAY	TOTAL
Overall	22-25	21-27	43-52
MONTH	HOME	AWAY	TOTAL
March (5)	1-0	2-2	3-2
April (25)	6-7	3-9	9-16
May (27)	4-10	5-8	9-18
June (27)	8-5	8-6	16-11
July (25)	3-3	3-2	6-5
August (28)	-	-	-
September (25)	-	-	-
TOTAL (162)	22-25	21-27	43-52
DAY OF WEEK	HOME	AWAY	TOTAL
Monday (14)	4-0	2-2	6-2
Tuesday (23)	0-6	2-5	2-11
Wednesday (25)	3-5	2-5	5-10
Thursday (18)	3-3	4-1	7-4
Friday (26)	3-2	3-4	8-6
Saturday (28)	4-4	5-5	9-9
Sunday (27)	3-5	3-5	6-10
TOTAL (162)	22-25	21-27	43-52
VS. AL EAST	HOME	AWAY	TOTAL
Boston Red Sox (13)	1-2	2-2	3-4
New York Yankees (13)	2-1	1-2	3-3
Tampa Bay Rays (13)	2-1	2-2	4-3
Toronto Blue Jays (13)	1-1	2-2	3-3
TOTAL (52)	6-5	7-8	13-13
VS. AL CENTRAL	HOME	AWAY	TOTAL
Chicago White Sox (7)	3-0	-	3-0
Cleveland Guardians (7)	2-1	-	2-1
Detroit Tigers (6)	1-2	0-3	1-5
Kansas City Royals (6)	1-2	1-2	2-4
Minnesota Twins (6)	0-3	0-3	0-6
TOTAL (32)	7-8	1-8	8-16
VS. AL WEST	HOME	AWAY	TOTAL
Houston Astros (7)	-	-	-
Los Angeles Angels (6)	3-0	2-1	5-1
Oakland Athletics (6)	-	1-2	1-2
Seattle Mariners (6)	-	3-0	3-0
Texas Rangers (7)	1-2	1-2	2-4
TOTAL (32)	4-2	7-5	11-7
VS. NL EAST	HOME	AWAY	TOTAL
Atlanta Braves (3)	-	3-0	3-0
Miami Marlins (3)	1-2	-	1-2
New York Mets (3)	2-1	-	2-1
Philadelphia Phillies (3)	-	-	-
Washington Nationals (4)	0-3	1-2	1-5
TOTAL (16)	3-6	4-2	7-8
VS. NL CENTRAL	HOME	AWAY	TOTAL
Chicago Cubs (3)	-	-	-
Cincinnati Reds (3)	1-2	-	1-2
Milwaukee Brewers (3)	-	1-2	1-2
Pittsburgh Pirates (3)	-	-	-
St. Louis Cardinals (3)	1-2	-	1-2
TOTAL (15)	2-4	1-2	3-6
VS. NL WEST	HOME	AWAY	TOTAL
Arizona Diamondbacks (3)	-	1-2	1-2
Colorado Rockies (3)	-	-	-
Los Angeles Dodgers (3)	-	-	-
San Diego Padres (3)	-	-	-
San Francisco Giants (3)	-	-	-
TOTAL (15)	-	1-2	1-2

BALTIMORE ORIOLES - WALK-OFF AND MISC. HOME RUNS

Baltimore Orioles Walk-off Wins							
Date	Score	Batter/Runner	Action	RBI	Pitcher	INN	OUTS
-	-	-	-	-	-	-	-
Opponent Walk-off Wins							
Date	Score	Batter/Runner	Action	RBI	Pitcher	INN	OUTS
5/24 (G1)	BAL 5 @ BOS 6	Rafael Devers	1B	1	Gregory Soto	10	1

Baltimore Orioles Back-to-Back Home Runs

Date	Score	Batters	Pitcher	INN	OUTS
6/24	TEX 6 @ BAL 5 (10)	Gary Sánchez/Ramón Urias/Ryan O’Hearn	Chris Martin	7	0
6/14	LAA 5 @ BAL 6	Cedric Mullins/Gary Sánchez	Tyler Anderson	6	0
6/5	BAL 4 @ SEA 3	Adley Rutschman/Gunnar Henderson	Bryan Woo	6	0
5/14 (G2)	MIN 8 @ BAL 6	Cedric Mullins/Heston Kjerstad	Simeon Woods Richardson	3	2
4/19	CIN 5 @ BAL 9	Ramón Laureano/Jordan Westburg	Carson Spiers	7	2
4/19	CIN 5 @ BAL 9	Cedric Mullins/Gunnar Henderson	Hunter Greene	1	0
3/27	BAL 12 @ TOR 2	Adley Rutschman/Jordan Westburg	Yariel Rodríguez	8	1

Opponent Back-to-Back Home Runs

Date	Score	Batters	Pitcher	INN	OUTS
5/18	WSH 10 @ BAL 4	Dylan Crews/CJ Abrams	Zach Eflin	2	1
5/15	MIN 4 @ BAL 0	DaShawn Keirsey Jr./Byron Buxton	Tomoyuki Sugano	3	1
5/4	KC 11 @ BAL 6	Bobby Witt Jr./Vinnie Pasquantino	Yennier Cano	7	1
4/29	NY 15 @ BAL 3	Trent Grisham/Aaron Judge/Ben Rice	Kyle Gibson	1	0
4/17	CLE 2 @ BAL 6	Daniel Schneemann/Austin Hedges	Tomoyuki Sugano	3	0
4/9	BAL 0 @ AZ 9	Pavin Smith/Josh Naylor	Dean Kremer	5	1

Baltimore Orioles Grand Slams

Date	Score	Batter	Pitcher	INN	OUTS
6/15	LAA 2 @ BAL 11	Gary Sánchez	Connor Brogdon	7	2
5/14	MIN 8 @ BAL 6	Cedric Mullins	Simeon Woods Richardson	3	2
4/16	CLE 1 @ BAL 9	Jackson Holliday	Gavin Williams	2	1

Opponent Grand Slams

Date	Score	Batter	Pitcher	INN	OUTS
5/23	BAL 5 @ BOS 19	Rafael Devers	Emmanuel Rivera	8	2
4/20	CIN 24 @ BAL 2	Noelvi Marte	Jorge Mateo	8	2

Baltimore Orioles Inside-the-Park Home Runs

Date	Score	Batter	RBI	Pitcher	INN	OUTS
-	-	-	-	-	-	-

Opponent Inside-the-Park Home Runs

Date	Score	Batter	RBI	Pitcher	INN	OUTS
-	-	-	-	-	-	-

Baltimore Orioles Pinch-Hit Home Runs

Date	Score	Batter	RBI	Pitcher	INN	OUTS
7/10 (G1)	NYM 1 @ BAL 3	Gunnar Henderson	2	Ryne Stanek	8	0
5/10	BAL 2 @ LAA 5	Ramón Laureano	1	Brock Burke	9	0

Opponent Pinch-Hit Home Runs

Date	Score	Batter	RBI	Pitcher	INN	OUTS
6/18	BAL 8 @ TB 12	Brandon Lowe	2	Yennier Cano	5	2
5/11	BAL 7 @ LAA 3	Matthew Lugo	1	Félix Bautista	9	2
5/7	BAL 2 @ MIN 5	Harrison Bader	2	Keegan Akin	7	1

Baltimore Orioles Leadoff Home Runs

Date	Score	Batter	Pitcher
5/31	CWS 2 @ BAL 4	Jackson Holliday	Davis Martin
4/19	CIN 5 @ BAL 9	Cedric Mullins	Hunter Greene
4/3	BOS 8 @ BAL 4	Cedric Mullins	Tanner Houck
3/29	BAL 9 @ TOR 5	Colton Cowser	Max Scherzer

Opponent Leadoff Home Runs

Date	Score	Batter	Pitcher
6/16	BAL 1 @ TB 7	Josh Lowe	Zach Eflin
5/24 (G1)	BAL 5 @ BOS 6	Jarren Duran	Zach Eflin
5/18	WSH 10 @ BAL 4	CJ Abrams	Zach Eflin
4/29	NY 15 @ BAL 3	Trent Grisham	Kyle Gibson
4/23	BAL 3 @ WSH 4	James Wood	Tomoyuki Sugano

LAST TIME IT HAPPENED

BATTING	
Eutaw St. Home Run	Gunnar Henderson, 8/14/24 vs. WSH (Herz)
Opponent	Jonathan Aranda, 6/28/25 vs. TB (Eflin)
Second Deck Home Run in LF at OPACY	Austin Hays, 6/7/22 vs. CHC (Mills)
Opponent	Pete Alonso, 9/2/20 vs. NYM (Means)
Grand Slam	Gary Sánchez, 6/15/25 vs. LAA (Brogdon)
Two Grand Slams in One Game	Reimold, Clevenger, 9/11/15 vs. KC (Herrera, Chamberlain)
Pinch-Hit Home Run	Gunnar Henderson, 7/10/25 (G1) vs. NYM (Stanek)
Pinch-Hit Walk-Off Home Run	Nolan Reimold, 7/24/16 vs. CLE (Allen)
Pinch-Hit Grand Slam	Dwight Evans, 7/26/91 vs. OAK (Nelson)
Inside the Park Home Run	Jorge Mateo, 8/20/23 at OAK (Sears)
LH & RH Home Run, Same Game	Anthony Santander, 8/7/24 at TOR (Francis, Yarbrough)
Individual 2-Home Run Game	Jackson Holliday, 5/4/25 vs. KC (Lorenzen)
Individual 3-Home Run Game	Ryan Mountcastle, 6/19/21 vs. TOR (Manoah, Kay)
Individual 4-Home Run Game	Never
Home Run in Consecutive Games	Jordan Westburg, 7/4-5/25 at ATL
Home Run in 3 Consecutive Games	Colton Cowser, 6/17-19/25 at TB
Home Run in 4 Consecutive Games	Gunnar Henderson, 5/17-20/24 vs. SEA, at STL
Home Run in 5 Consecutive Games	Jonathan Schoop, 7/22-27/18 vs. TOR, BOS, TB
Home Run in 6 Consecutive Games	Chris Davis, 9/26-10/2/12 vs. TOR, BOS, TB
4-Home Run Game, Team	6/27/25 vs. TB
5-Home Run Game, Team	4/19/25 vs. CIN
6-Home Run Game, Team	3/27/25 at TOR
7-Home Run Game, Team	6/2/16 vs. BOS
8+-Home Run Game, Team	6/16/15 vs. PHI (8)
10+-Run Game, Team	6/30/25 at TEX (10)
15+-Run Game, Team	6/27/25 vs. TB (22)
20+-Run Game, Team	6/27/25 vs. TB (22)
Back-to-Back HR	Sánchez/Urias/O’Hearn, 6/24/25 vs. TEX (7 <sup>th</sup> inning)
Back-to-Back HR to Start First Inning	Mullins/Henderson, 4/19/25 vs. CIN
Back-to-Back-to-Back HR	Sánchez/Urias/O’Hearn, 6/24/25 vs. TEX (7 <sup>th</sup> inning)
Back-to-Back-to-Back HR to Start First Inning	Flaherty/Hardy/Markakis, 5/10/12 (G1) vs. TEX
2 Back-to-Back HRs, Same Game	Mullins/Henderson (1 <sup>st</sup> ) & Laureano/Westburg (7 <sup>th</sup> ), 4/19/25 vs. CIN
Leadoff Home Run	Jackson Holliday, 5/31/25 vs. CWS (Martin)
Walk-Off Win	Anthony Santander (HR), 9/19/24 vs. SF (Walker)
Walk-Off Home Run	Anthony Santander, 9/19/24 vs. SF (Walker)
Walk-Off Grand Slam	Manny Machado, 8/18/17 vs. LAA (Middleton)
Walk-Off Home Run, Eutaw St.	Rio Ruiz, 8/11/19 vs. HOU (Osuna)
Home Run, 15 <sup>th</sup> Inning or later	Jonathan Villar, 7/25/19 at LAA (Canning)
Home Run, 17 <sup>th</sup> Inning or later	Adam Jones, 5/6/12 at BOS (McDonald)
Home Run by a Pitcher	Zack Britton, 7/3/11 at ATL (Beachy)
2-Home Run Game by a Pitcher	Milt Pappas, 8/27/61 at MIN (Ramos)
Oriole w/ hit a Home Run for 1 <sup>st</sup> ML hit	Connor Norby, 6/4/24 at TOR (Pearson)
Oriole w/ 2 Home Runs in One Inning	Mark Trumbo, 4/15/16 at TEX (7 <sup>th</sup> inning, Pérez, Faulkner)
Oriole w/ 3 Home Runs in Consecutive Innings	Manny Machado, 8/7/16 at CWS (1 <sup>st</sup> , 2 <sup>nd</sup> , 3 <sup>rd</sup> inning, Shields, Albers)
5-Hit Game	Adley Rutschman, 6/21/24 at HOU
6-Hit Game	Cal Ripken, Jr., 6/13/99 at ATL
5-RBI Game	Cedric Mullins, 3/27/25 at TOR
6-RBI Game	Adley Rutschman, 6/9/24 at TB
7-RBI Game	Ryan Mountcastle, 4/11/23 vs. OAK (9)
8-RBI Game	Ryan Mountcastle, 4/11/23 vs. OAK (9)
9-RBI Game	Ryan Mountcastle, 4/11/23 vs. OAK

PITCHING

Perfect Game	Never
No-Hitter	5/5/21 at SEA (Means)
1-Hitter	5/26/24 at CWS (Bradish, Coulombe, Cano, Kimbrel)
Complete Game	9/23/22 vs. HOU (Kremer)
Shutout	9/23/22 vs. HOU (Kremer)
Team Shutout	6/23/25 vs. TB (Rogers, Kittredge)
Consecutive CG, Pitcher	Sidney Ponson (2), 5/16-22/04
Consecutive Shutouts, Pitcher	Mike Mussina (2), 9/26-10/1/95
Consecutive CG, Team	5/13-14/11 (Guthrie, Bergesen)
Consecutive Shutouts, Team	4/18-19/23 at WSH
10+ Strikeout Game, Pitcher	Charlie Morton (10), 6/13/25 vs. LAA
15+ Strikeout Game, Pitcher	Erik Bedard (15), 7/7/07 at TEX
10+ Strikeout Game, Team	7/8/25 vs. NYM (13)
15+ Strikeout Game, Team	6/13/25 vs. LAA (15)
4+ Strikeouts in an inning	Mike Cuellar (4), 5/29/70 at CAL
Immaculate Inning	Brandon Young, 7/8/25 vs. NYM (5 <sup>th</sup> inning)

MISCELLANEOUS

Hit for the Cycle	Cedric Mullins, 5/12/23 vs. PIT (7 <sup>th</sup> in club history)
Steal of Home	Ryan Mountcastle, 5/30/25 vs. CWS
Position Player to Pitch	Emmanuel Rivera, 5/23/25 at BOS (1.0 IP, 8 H, 8 R, 2 BB, HR)
Triple Play Turned	9/18/22, Bottom 3 <sup>rd</sup> at TOR (Chapman batting/Kremer pitching)
	Scoring: 6-4-3 (Mateo-Vavra-Aguilar)
Manager Ejection	Brandon Hyde, 4/13/25 vs. TOR (18 <sup>th</sup> career)
Player Ejection	Ramón Laureano, 5/14/25 (G1) vs. MIN (7 <sup>th</sup> career)

WINNING SWEEPS

2-Game, at OPACY	September 26-27, 2023 vs. WSH
2-Game, Road	April 18-19, 2023 at WSH
3-Game, at OPACY	June 13-15, 2025 vs. LAA
3-Game, Road	July 4-6, 2025 at ATL
4-Game, at OPACY	July 7-10, 2022 vs. LAA
4-Game, Road	June 7-10, 2024 at TB
Doubleheader	July 10, 2025 vs. NYM

2025 OUTFIELD ASSISTS

Outfielder	1B	2B	3B	HP	TOTAL	ERRORS (F-T)
Jordyn Adams	-	-	-	-	-	-
Dylan Carlson	-	2	-	1	3	-
Colton Cowser	-	-	1	1	2	1 (0-1)
Cooper Hummel	-	-	-	-	-	-
Heston Kjerstad	-	4	-	-	4	-
Ramón Laureano	-	4	-	3	7	3 (1-2)
Jorge Mateo	-	-	-	-	-	1 (1-0)
Cedric Mullins	-	-	-	-	-	3 (1-2)
Ryan O’Hearn	-	-	-	-	-	-
Tyler O’Neill	1	3	-	1	5	1 (1-0)
Team Totals	1	13	1	6	21	9 (4-5)

2025 CATCHING BREAKDOWN

Catcher	Errors		SB		Pick-offs		ERA	W-L (GS)
	F-T-C	PB	CCS-ATT	1B-2B-3B	Inn.			
Maverick Handley	0-0-1	0	0-13	0-0-0	120.2	4.25	7-7	
Alex Jackson	0-0-0	0	0-3	0-0-0	20.0	8.10	1-1	
Adley Rutschman	0-2-0	1	8-39	0-1-0	424.1	4.96	22-27	
Gary Sánchez	0-2-2	1	1-18	1-0-0	175.1	5.39	8-11	
Jacob Stallings	0-1-0	1	2-5	0-0-0	58.0	2.95	3-3	
Chadwick Tromp	0-1-0	1	0-2	0-0-0	39.0	5.77	2-3	
Totals	0-6-3	4	11-80	1-1-0	837.1	4.92	43-51	

SCORING BY INNING

	1	2	3	4	5	6	7	8	9	Extras	Totals
OPPONENTS	62	51	63	60	61	35	45	67	31	8	483
ORIOLES	33	47	57	28	43	54	48	51	17	15	393





ORIOLES WHO MADE THEIR MAJOR LEAGUE DEBUT IN 2025

DATE	PLAYER	STATS	NOTES
5/27 vs. STL	Yamil Hiraldo	1.1 IP, 1 H, 1 K	Entered in 8 <sup>th</sup>
5/18 vs. WSH	Kade Strowd	1.0 IP, 2 H, R, ER, K	Entered in 9 <sup>th</sup>
4/29 vs. NYY	Maverick Handley	0-2, 2 K	Def. in 6 <sup>th</sup>
4/26 (G2) at DET	Grant Wolfram	0.1 IP, 1 H, 1 BB	Final out of 7 <sup>th</sup>
4/19 vs. CIN	Brandon Young	ND: 4.0+ IP, 7 H, 3 R, 3 ER, 3 BB, 3 K, HR	Game Started
3/30 at TOR	Tomoyuki Sugano	L: 4.0 IP, 4 H, 2 R, 2 ER, 2 BB, 1 K	Game Started

2025 SCHEDULE



G#	DATE	OPP.	W-L	SCORE	WP/LP/SV	REC	POS	GA/GB	ATT.
1	3/27	at TOR	W	12-2	Eflin/Berrios	1-0	T-1 <sup>st</sup>	+0.5	40,734
2	3/28	at TOR	L	8-2	Gausman/Morton	1-1	T-3 <sup>rd</sup>	-0.5	26,289
3	3/29	at TOR	W	9-5	Kremer/Lovelyad	2-1	2 <sup>nd</sup>	-0.5	27,005
4	3/30	at TOR	L	3-1	Bassitt/Sugano/Hoffman	2-2	3 <sup>rd</sup>	-1.5	21,069
5	3/31	vs. BOS	W	8-5	Dominguez/Newcomb	3-2	3 <sup>rd</sup>	-1.0	45,002*
MARCH TOTALS: 3-2				TEAM ERA: 4.60	TEAM AVG: .305				
6	4/1	OFF DAY				3-2	4 <sup>th</sup>	-1.0	
6	4/2	vs. BOS	L	3-0	Crochet/Eflin/Chapman	3-3	4 <sup>th</sup>	-1.5	18,146
7	4/3	vs. BOS	L	8-4	Kelly/Morton	3-4	T-4 <sup>th</sup>	-2.0	16,656
8	4/4	at KC	L	8-2	Lugo/Kremer	3-5	5 <sup>th</sup>	-2.5	14,196
9	4/5	at KC	W	8-1	Sugano/Wacha	4-5	5 <sup>th</sup>	-2.5	14,383
10	4/6	at KC	L	4-1	Bubic/Povich/Estévez	4-6	5 <sup>th</sup>	-2.5	19,098
11	4/7	at AZ	W	5-1	Eflin/Gallen	5-6	T-4 <sup>th</sup>	-1.5	20,333
12	4/8	at AZ	L	4-3	Kelly/Morton/Martinez	5-7	4 <sup>th</sup>	-2.0	23,843
13	4/9	at AZ	L	9-0	Pfaadt/Kremer	5-8	5 <sup>th</sup>	-2.5	22,411
14	4/10	OFF DAY				5-8	5 <sup>th</sup>	-2.5	
14	4/11	vs. TOR	**POSTPONED**		Rescheduled for 7/29 (DH)	5-8	5 <sup>th</sup>	-2.5	
14	4/12	vs. TOR	W	5-4	Baker/Francis/Bautista	6-8	T-4 <sup>th</sup>	-2.0	22,130
15	4/13	vs. TOR	L	7-6 (10)	Hoffman/Bowman	6-9	5 <sup>th</sup>	-2.5	27,193
16	4/14	OFF DAY				6-9	5 <sup>th</sup>	-2.5	
16	4/15	vs. CLE	L	6-3	Allen/Morton/Clase	6-10	5 <sup>th</sup>	-3.5	14,203
17	4/16	vs. CLE	W	9-1	Kremer/Williams	7-10	5 <sup>th</sup>	-3.5	13,964
18	4/17	vs. CLE	W	6-2	Sugano/Bibee	8-10	4 <sup>th</sup>	-3.5	16,201
19	4/18	vs. CIN	L	8-3	Abbott/Povich	8-11	4 <sup>th</sup>	-4.5	42,587*
20	4/19	vs. CIN	W	9-5	Dominguez/Greene/Bautista	9-11	4 <sup>th</sup>	-3.5	28,534
21	4/20	vs. CIN	L	24-2	Rogers/Morton/Wynne	9-12	4 <sup>th</sup>	-4.5	19,053
22	4/21	OFF DAY				9-12	4 <sup>th</sup>	-4.0	
22	4/22	at WSH	L	7-0	Parker/Kremer	9-13	4 <sup>th</sup>	-4.0	29,504
23	4/23	at WSH	L	4-3	López/Soto/Finnegan	9-14	5 <sup>th</sup>	-5.0	22,246
24	4/24	at WSH	W	2-1	Povich/Gore/Bautista	10-14	5 <sup>th</sup>	-4.5	23,058
25	4/25	at DET	**POSTPONED**		Rescheduled for 4/26 (DH)	10-14	5 <sup>th</sup>	-4.0	
25	4/26-1	at DET	L	4-3	Mize/Young/Vest	10-15			28,509
26	4/26-2	at DET	L	6-2	Hurter/Morton	10-16	5 <sup>th</sup>	-5.0	21,422
27	4/27	at DET	L	7-0	Skubal/Kremer	10-17	5 <sup>th</sup>	-6.5	28,613
28	4/28	vs. NYY	W	4-3	Sugano/Warren/Bautista	11-17	5 <sup>th</sup>	-5.5	22,775
29	4/29	vs. NYY	L	15-3	Rodón/Gibson	11-18	5 <sup>th</sup>	-6.5	22,164
30	4/30	vs. NYY	W	5-4	Baker/Carrasco/Bautista	12-18	5 <sup>th</sup>	-5.5	22,381
APRIL TOTALS: 9-16				TEAM ERA: 5.64	TEAM AVG: .206				
31	5/1	OFF DAY				12-18	5 <sup>th</sup>	-5.5	
31	5/2	vs. KC	W	3-0	Kremer/Wacha/Bautista	13-18	5 <sup>th</sup>	-5.5	26,364
32	5/3	vs. KC	L	4-0	Bubic/Sugano	13-19	5 <sup>th</sup>	-5.5	19,348
33	5/4	vs. KC	L	11-6	Zerpa/Cano	13-20	5 <sup>th</sup>	-5.5	31,956
34	5/5	OFF DAY				13-20	5 <sup>th</sup>	-5.0	
34	5/6	at MIN	L	9-1	López/Povich	13-21	5 <sup>th</sup>	-6.0	19,779
35	5/7	at MIN	L	5-2	Coulombe/Morton/Duran	13-22	5 <sup>th</sup>	-7.0	16,417
36	5/8	at MIN	L	5-2	Jax/Cano/Duran	13-23	5 <sup>th</sup>	-7.5	17,410
37	5/9	at LAA	W	4-1	Sugano/Hendricks/Bautista	14-23	5 <sup>th</sup>	-7.5	30,778
38	5/10	at LAA	L	5-2	Kochanowicz/Gibson	14-24	5 <sup>th</sup>	-7.5	27,975
39	5/11	at LAA	W	7-3	Eflin/Ty. Anderson	15-24	5 <sup>th</sup>	-8.0	29,460
40	5/12	OFF DAY				15-24	5 <sup>th</sup>	-8.0	
40	5/13	vs. MIN	**POSTPONED**		Rescheduled for 5/14 (DH)	15-24	5 <sup>th</sup>	-7.5	
41	5/14-1	vs. MIN	L	6-3	Stewart/Kremer/Duran	15-25	5 <sup>th</sup>	-8.5	
41	5/14-2	vs. MIN	L	8-6	Funderburk/Cano/Sands	15-26	5 <sup>th</sup>	-9.0	10,169
42	5/15	vs. MIN	L	4-0	Paddock/Sugano	15-27	5 <sup>th</sup>	-9.5	30,926
43	5/16	vs. WSH	L	4-3	López/Bautista/Finnegan	15-28	5 <sup>th</sup>	-10.5	21,171
44	5/17	vs. WSH	L	10-6	Irvin/Gibson	15-29	5 <sup>th</sup>	-10.5	28,208
45	5/18	vs. WSH	L	10-4	Soroka/Eflin	15-30	5 <sup>th</sup>	-11.5	37,264
46	5/19	at MIL	L	5-4	Uribe/Cano/Megill	15-31	5 <sup>th</sup>	-12.0	22,319
47	5/20	at MIL	L	5-2	Henderson/McDermott/Uribe	15-32	5 <sup>th</sup>	-13.0	22,778
48	5/21	at MIL	W	8-4 (11)	Baker/Alexander	16-32	5 <sup>th</sup>	-13.0	30,554
49	5/22	at BOS	**POSTPONED**		Rescheduled for 5/23 (DH)	16-32	5 <sup>th</sup>	-13.5	
49	5/23-1	at BOS	L	19-5	Whitlock/Dominguez	16-33	5 <sup>th</sup>	-14.0	31,150
50	5/23-2	at BOS	**POSTPONED**		Rescheduled for 5/24 (DH)	16-33	5 <sup>th</sup>	-13.5	
50	5/24-1	at BOS	L	6-5 (10)	Weissert/Soto	16-34	5 <sup>th</sup>	-14.5	30,958
51	5/24-2	at BOS	W	2-1	Kittredge/Bernardino/Dominguez	17-34	5 <sup>th</sup>	-14.0	34,604
52	5/25	at BOS	W	5-1	Kremer/Buehler	18-34	5 <sup>th</sup>	-14.0	36,824
53	5/26	vs. STL	W	5-2	Morton/Fedde/Bautista	19-34	5 <sup>th</sup>	-14.0	21,717
54	5/27	vs. STL	L	7-4	Matz/Baker/Helsley	19-35	5 <sup>th</sup>	-15.0	13,779
55	5/28	vs. STL	L	6-4	King/Povich/Helsley	19-36	5 <sup>th</sup>	-16.0	14,491
56	5/29	OFF DAY				19-36	5 <sup>th</sup>	-16.0	
56	5/30	vs. CWS	W	2-1	Eflin/Burke/Bautista	20-36	5 <sup>th</sup>	-15.0	22,108
57	5/31	vs. CWS	W	4-2	Kremer/Martin/Bautista	21-36	5 <sup>th</sup>	-14.0	23,470
MAY TOTALS: 9-18				TEAM ERA: 5.21	TEAM AVG: .250				
58	6/1	vs. CWS	W	3-2	Morton/Houser/Baker	22-36	5 <sup>th</sup>	-14.0	33,037
59	6/2	OFF DAY				22-36	5 <sup>th</sup>	-14.0	
59	6/3	at SEA	W	5-1	Sugano/Kirby	23-36	5 <sup>th</sup>	-14.0	21,089
60	6/4	at SEA	W	3-2	Cano/Vargas/Bautista	24-36	5 <sup>th</sup>	-13.0	19,231
61	6/5	at SEA	W	4-3	Eflin/Woo/Baker	25-36	5 <sup>th</sup>	-13.0	27,887
62	6/6	at ATH	L	5-4	Sears/Kremer/Miller	25-37	5 <sup>th</sup>	-14.0	8,424
63	6/7	at ATH	W	7-4	Akin/Severino/Bautista	26-37	5 <sup>th</sup>	-13.0	9,185
64	6/8	at ATH	L	5-1	Newcomb/Sugano	26-38	5 <sup>th</sup>	-13.0	8,836
65	6/9	OFF DAY				26-38	5 <sup>th</sup>	-13.0	
65	6/10	vs. DET	L	5-3	Lee/Povich/Vest	26-39	5 <sup>th</sup>	-14.0	20,291
66	6/11	vs. DET	W	10-1	Eflin/Mize	27-39	5 <sup>th</sup>	-14.0	18,630
67	6/12	vs. DET	L	4-1	Skubal/Kremer/Vest	27-40	5 <sup>th</sup>	-15.0	18,800
68	6/13	vs. LAA	W	2-0	Morton/Kochanowicz/Bautista	28-40	5 <sup>th</sup>	-14.0	20,204
69	6/14	vs. LAA	W	6-5	Akin/Anderson/Bautista	29-40	5 <sup>th</sup>	-13.0	26,313
70	6/15	vs. LAA	W	11-2	Povich/Kikuchi	30-40	5 <sup>th</sup>	-12.0	33,370
71	6/16	at TB	L	7-1	Pepiot/Eflin	30-41	5 <sup>th</sup>	-12.0	10,046
72	6/17	at TB	W	5-1	Kremer/Littell	31-41	5 <sup>th</sup>	-11.0	10,046
73	6/18	at TB	L	12-8	Montgomery/Kittredge	31-42	5 <sup>th</sup>	-11.0	10,046
74	6/19	at TB	W	4-1	Morton/Rasmussen/Bautista	32-42	5 <sup>th</sup>	-11.0	10,046
75	6/20	at NYY	W	5-3	Blewett/Weaver/Bautista	33-42	5 <sup>th</sup>	-10.0	47,034
76	6/21	at NYY	L	9-0	Schmidt/Eflin	33-43	5 <sup>th</sup>	-11.0	46,142
77	6/22	at NYY	L	4-2	Cruz/Baker/Williams	33-44	5 <sup>th</sup>	-12.0	45,571
78	6/23	vs. TEX	W	6-0	Rogers/Corbin	34-44	5 <sup>th</sup>	-11.0	13,929
79	6/24	vs. TEX	L	6-5 (10)	Jackson/Dominguez/Garcia	34-45	5 <sup>th</sup>	-11.0	16,909
80	6/25	vs. TEX	L	7-0	deGrom/Young	34-46	5 <sup>th</sup>	-12.0	22,828
81	6/26	OFF DAY				34-46	5 <sup>th</sup>	-12.0	
81	6/27	vs. TB	W	22-8	Sugano/Orze	35-46	5 <sup>th</sup>	-12.0	20,047
82	6/28	vs. TB	L	11-3	Littell/Eflin	35-47	5 <sup>th</sup>	-12.0	30,491
83	6/29	vs. TB	W	5-1	Kremer/Bradley	36-47	5 <sup>th</sup>	-12.0	19,226
84	6/30	at TEX	W	10-6 (10)	Akin/Milner	37-47	5 <sup>th</sup>	-11.0	27,420
JUNE TOTALS: 16-11				TEAM ERA: 4.05	TEAM AVG: .253				
85	7/1	at TEX	L	10-2	deGrom/Young/Latz	37-48	5 <sup>th</sup>	-11.0	30,933
86	7/2	at TEX	L	6-0	Eovaldi/Sugano/Dunning	37-49	5 <sup>th</sup>	-11.0	27,636
87	7/3	OFF DAY				37-49	5 <sup>th</sup>	-11.5	
87	7/4	at ATL	W	3-2	Morton/Strider/Bautista	38-49	5 <sup>th</sup>	-11.5	40,249
88	7/5	at ATL	W	9-6 (10)	Bautista/Montero/Cano	39-49	5 <sup>th</sup>	-11.5	37,170
89	7/6	at ATL	W	2-1	Rogers/Holmes/Dominguez	40-49	5 <sup>th</sup>	-11.5	34,012
90	7/7	OFF DAY				40-49	5 <sup>th</sup>	-12.0	
90	7/8	vs. NYM	L	7-6 (10)	Díaz/Cano/Brazobán	40-50	5 <sup>th</sup>	-13.0	35,200
91	7/9	vs. NYM	**POSTPONED**		Rescheduled for 7/10 (DH)	40-50	5 <sup>th</sup>	-12.5	
92	7/10-1	vs. NYM	W	3-1	Wolfgram/Stanek/Bautista	41-50	5 <sup>th</sup>	-12.0	25,262
93	7/11	vs. MIA	W	7-3	Sugano/Hagenman	42-50	5 <sup>th</sup>	-11.5	17,961
94	7/11	vs. MIA	W	5-2	Kremer/Cabrera	43-50	5 <sup>th</sup>	-11.5	22,213
94	7/12	vs. MIA	L	6-0	Junk/Rogers	43-51	5 <sup>th</sup>	-11.5	34,332
95	7/13	vs. MIA	L	11-1	Pérez/Young	43-52	5 <sup>th</sup>	-11.5	17,579

7/14	Home Run Derby (Truist Park - Atlanta, GA)		
7/15	MLB All-Star Game (Truist Park - Atlanta, GA)		
7/16-17 All-Star Break			
96	7/18	at TB	7:35 PM MASN2
97	7/19	at TB	7:05 PM MASN2
98	7/20	at TB	12:10 PM MASN2
99	7/21	at CLE	6:40 PM MASN2
100	7/22	at CLE	6:40 PM MASN2
101	7/23	at CLE	6:40 PM MASN2
102	7/24	at CLE	1:10 PM MASN
103	7/25	vs. COL	7:05 PM MASN
104	7/26	vs. COL	7:05 PM MASN
105	7/27	vs. COL	1:35 PM MASN
106	7/28	vs. TOR	6:35 PM MASN
107	7/29-1	vs. TOR	12:35 PM MASN
108	7/29-2	vs. TOR	6:35 PM MASN
109	7/30	vs. TOR	12:35 PM MASN
JULY TOTALS: 6-5 TEAM ERA: 4.91 TEAM AVG: .222			
110	8/1	at CHC	2:20 PM MASN2
111	8/2	at CHC	2:20 PM MASN2   FS1*
112	8/3	at CHC	2:20 PM MASN2
113	8/4	at PHI	6:45 PM MASN
114	8/5	at PHI	6:45 PM MASN
115	8/6	at PHI	12:35 PM MASN
	8/7	OFF DAY	
116	8/8	vs. ATH	7:05 PM MASN
117	8/9	vs. ATH	7:05 PM MASN
118	8/10	vs. ATH	1:35 PM MASN
	8/11	OFF DAY	
119	8/12	vs. SEA	6:35 PM MASN
120	8/13	vs. SEA	6:35 PM MASN
121	8/14	vs. SEA	1:05 PM MASN2
122	8/15	at HOU	8:10 PM MASN2
123	8/16	at HOU	7:10 PM MASN2
124	8/17	at HOU	2:10 PM MASN
125	8/18	at BOS	7:10 PM MASN
126	8/19	at BOS	7:10 PM MASN
	8/20	OFF DAY	
127	8/21	vs. HOU	7:15 PM FOX
128	8/22	vs. HOU	7:05 PM MASN
129	8/23	vs. HOU	7:05 PM MASN
130	8/24	vs. HOU	1:35 PM MASN
131	8/25	vs. BOS	6:35 PM MASN
132	8/26	vs. BOS	6:35 PM MASN
133	8/27	vs. BOS	6:35 PM MASN
134	8/28	vs. BOS	1:05 PM MASN
135	8/29	at SF	10:15 PM MASN2
136	8/30	at SF	7:15 PM FOX
137	8/31	at SF	4:05 PM MASN2
AUGUST TOTALS: 0-0 TEAM ERA: --- TEAM AVG: ---			
138	9/1	at SD	6:40 PM MASN2
139	9/2	at SD	9:40 PM MASN2
140	9/3	at SD	4:10 PM MASN2
	9/4	OFF DAY	
141	9/5	vs. LAD	7:05 PM MASN
142	9/6	vs. LAD	7:05 PM MASN
143	9/7	vs. LAD	1:35 PM MASN
	9/8	OFF DAY	
144	9/9	vs. PIT	6:35 PM MASN
145	9/10	vs. PIT	6:35 PM MASN
146	9/11	vs. PIT	1:05 PM MASN
147	9/12	at TOR	7:07 PM MASN2
148	9/13	at TOR	3:07 PM MASN2
149	9/14	at TOR	1:37 PM MASN2
150	9/15	at CWS	7:40 PM MASN2
151	9/16	at CWS	7:40 PM MASN2
152	9/17	at CWS	2:10 PM MASN2
153	9/18	vs. NYY	7:15 PM FOX
154	9/19	vs. NYY	7:05 PM MASN
155	9/20	vs. NYY	7:05 PM MASN
156	9/21	vs. NYY	1:35 PM MASN
	9/22	OFF DAY	
157	9/23	vs. TB	6:35 PM MASN2
158	9/24	vs. TB	6:35 PM MASN2   FS1*
159	9/25	vs. TB	1:05 PM MASN
160	9/26	at NYY	7:05 PM MASN
161	9/27	at NYY	1:05 PM MASN
162	9/28	at NYY	3:05 PM MASN
SEPTEMBER TOTALS: 0-0 TEAM ERA: --- TEAM AVG: ---			
*Indicates home sellout			
^Indicates out-of-market broadcast			
Pitches in CAPS indicates complete game			
All times listed are Eastern			
MASN and MASN2 games can also be streamed locally via <a href="#">MASN+</a>			
All games broadcast on the Orioles Radio Network and 98 Rock 97.9 FM/HD2 & WBAL NewsRadio 1090 AM/101.5 FM			
<div><div><div></div><div></div></div><div><div></div><div></div></div></div>			
DELAYS & POSTPONEMENTS			
DATE	OPPONENT (Reason)	TIME (Delay)	RESULT
7/13	vs. MIA (inclement weather)	1:38 (pregame)	L, 11-1
7/9	vs. NYM (inclement weather)	Postponed	Rescheduled for a DH on 7/10
7/8	vs. NYM (inclement weather)	0:46 (pregame)	L, 7-6
6/19	at TB (inclement weather)	0:10 (pregame)	W, 4-1
6/13	vs. LAA (rain)	2:16 (pregame, bottom 5 <sup>th</sup> )	W, 2-0
5/28	vs. STL (rain)	0:31 (pregame)	L, 6-4
5/24 (G1)	at BOS (rain)	0:26 (pregame)	L, 6-5
5/23 (G2)	at BOS (rain)	Postponed	Rescheduled for a DH on 5/24
5/22	at BOS (rain)	Postponed	Rescheduled for a DH on 5/23
5/16	vs. WSH (inclement weather)	0:12 (pregame)	L, 4-3
5/13	vs. MIN (inclement weather)	Postponed	Rescheduled for a DH on 5/14
5/3	vs. KC (rain)	0:57 (top 2 <sup>nd</sup> )	L, 4-0
4/25	at DET (inclement weather)	Postponed	Rescheduled for a DH on 4/26
4/11	vs. TOR (rain)	Postponed	Rescheduled for a DH on 7/29
TOTAL TIME OF DELAYS: 6:56			
COLDEST GAME TIME TEMPERATURE: 45 degrees, April 5 at Kansas City (W, 8-1)			
WARMEST GAME TIME TEMPERATURE: 100 degrees, 2x, last: June 24 vs. Texas (L, 6-5 [10])			