

TABLE OF CONTENTS

| | | | |
|---|-------------------|---|--------------------|
| 2013 INDIANS | | POSTSEASON/ALL-STAR REVIEW | |
| Francona, Terry..... | 62-64 | 1920 Review..... | 403 |
| Birthdays..... | 208 | 1948 Review..... | 404 |
| Coaches..... | 64-73 | 1954 Review..... | 405 |
| Phonetic Pronunciations..... | 206 | 1995 Review..... | 405-407 |
| Players..... | 81-208 | 1996 Review..... | 407 |
| Roster..... | 209-211 | 1997 Review..... | 408-410 |
| Roster Formation..... | 80 | 1998 Review..... | 411-412 |
| AWARDS | | 1999 Review..... | 413 |
| BBWAA, Cleveland Awards..... | 352 | 2001 Review..... | 414 |
| Boudreau and Feller Award Recipients..... | 212 | 2007 Review..... | 415-416 |
| Cleveland Indians Hall of Fame..... | 15, 32-38 | All-Star Game Review, In Cleveland..... | 417 |
| Cy Young..... | 349 | Clinch Dates..... | 415 |
| Gold Glove..... | 349 | Indians in All-Star Games..... | 418 |
| Manager of the Year..... | 349 | PROGRESSIVE FIELD | |
| Most Valuable Player..... | 349 | Dates Remembered..... | 24-26 |
| National Baseball Hall of Fame..... | 348 | Dimensions..... | 26 |
| Rolaids Reliever of the Year..... | 349 | Facts, Additional..... | 26 |
| Rookie of the Year..... | 349 | Firsts..... | 27 |
| Silver Slugger..... | 349 | Funding..... | 26 |
| Sporting News Awards..... | 350-351 | Genesis..... | 23 |
| BROADCASTING | | Ground Rules..... | 27 |
| Broadcasters Bios..... | 446-447 | Heritage Park and Indians Hall of Fame..... | 32-38 |
| History..... | 444-445 | Home Runs, Top Distances..... | 23 |
| Radio Network..... | 443 | Odds and Ends..... | 28 |
| MISCELLANEOUS | | Overview..... | 22 |
| BBWAA, Cleveland Chapter..... | 439 | Seating Capacity..... | 23 |
| Cleveland Indians Charities..... | 455 | Seating Diagram..... | Inside front cover |
| Event and Giveaway Schedule, 2013..... | 448-449 | Ticket Information..... | 29 |
| How To Figure..... | 452 | Top 10 Memories..... | 24-25 |
| Important Dates, MLB, 2013..... | 453 | RECORDS/HISTORY | |
| Items of Interest..... | 450-452 | All-Time Records vs. Opponents..... | 338 |
| MLB.com..... | 300 | All-Time Roster..... | 320-329 |
| MLB Network..... | 20 | Attendance, Year-by-Year..... | 342 |
| Media Game Day Information..... | 454 | Awards, Indians Winners | |
| National Baseball Hall of Fame..... | 430 | BBWAA, Cleveland Awards..... | 352 |
| Pre-Game Workout Schedule..... | 454 | Cleveland Indians Hall of Fame..... | 15, 32-38 |
| Schedule..... | Inside back cover | Cy Young..... | 349 |
| Spring Training Information..... | 440-443 | Gold Glove..... | 349 |
| Ticket Information..... | 29 | Golden Tomahawk..... | 349 |
| OPPONENTS | | Manager of the Year..... | 349 |
| Opponents..... | 420-429 | Most Valuable Player..... | 349 |
| PERSONNEL | | Rolaids Reliever of the Year..... | 349 |
| Antonetti, Chris..... | 50 | Rookie of the Year..... | 349 |
| Athletic Training..... | 76-77 | Silver Slugger..... | 349 |
| Baseball Operations..... | 50-57 | Sporting News Awards..... | 350-351 |
| Behind the Scenes..... | 59-60 | Batting | |
| Club Directory..... | 37-41 | .320 or Better..... | 376 |
| Club Executives..... | 42-49 | DH, Indians..... | 371 |
| Dolan, Paul..... | 42 | Hits, 200+ In a Season..... | 377 |
| Servicing the Media..... | 441 | Hit Streaks..... | 376 |
| Shapiro, Mark..... | 43 | Leaders, Year-by-Year..... | 358-362 |
| Strength and Conditioning..... | 77 | RBI, 100+ In a Season..... | 377 |
| PLAYER DEVELOPMENT/SCOUTING | | RBI, 8 or More in One Game..... | 355 |
| Affiliates..... | 214-215 | RBI, Leaders by Position..... | 371 |
| Awards, Boudreau and Feller Recipients..... | 212 | Year-by-Year..... | 353-355 |
| Departmental Directories..... | 216 | Batting Records | |
| Draft Selections..... | 224-225 | All-Time Career Leaders..... | 356 |
| Goodyear Complex Staff..... | 218 | All-Time Single Season Leaders..... | 357 |
| Managers/Coaches..... | 228-247 | Club/Game, Inning, DH..... | 363-364 |
| Minor League Players..... | 248-293 | Club/Season..... | 363 |
| Player Development Staff..... | 219-223 | Individual/Game, Inning..... | 368 |
| Prospect Rankings..... | 227 | Individual/Lifetime..... | 366 |
| Schedules, 2013..... | 294-299 | Individual/Season..... | 367 |
| Scouts..... | 217 | League Leaders..... | 369-370 |
| Statistics, 2012..... | 230-247 | Rookie..... | 366 |
| | | Brothers with Cleveland Indians..... | 341 |
| | | Cleveland Stadium..... | 28 |
| | | Coaches, All-Time..... | 75 |
| | | Cycle, Indians Who Hit for It..... | 355 |
| | | Fathers/Sons with Cleveland Indians..... | 341 |
| | | Fielding..... | |
| | | Percentage, Top/Season..... | 397 |
| | | Year-by-Year..... | 378-379 |
| | | Fielding Records | |
| | | Club/Game..... | 397 |
| | | Club/Season..... | 397 |
| | | Individual/Game..... | 398 |
| | | Individual/Season..... | 399-400 |
| | | Finishes..... | 336-337 |
| | | General Managers, Past..... | 50 |
| | | Hall of Fame Members..... | 15, 348 |
| | | Heritage Park..... | 30 |
| | | Historical Recap..... | 2-15 |
| | | Home/Road, Year-by-Year..... | 401-402 |
| | | Home Runs | |
| | | 3 in a Game..... | 375 |
| | | 4 in a Game..... | 374 |
| | | 4 Straight in One Inning..... | 374 |
| | | 30 or More in a Season..... | 374 |
| | | American League Leaders..... | 374 |
| | | Club Records..... | 372 |
| | | First ML At-Bat..... | 355 |
| | | Home Field..... | 375 |
| | | Individual Records..... | 373 |
| | | Leaders by Position..... | 374 |
| | | Last Time It Happened..... | 433-438 |
| | | League Park..... | 28 |
| | | Managers..... | 339 |
| | | Miscellaneous Records..... | 402 |
| | | Opening Day Line-Ups..... | 343-347 |
| | | Ownership Information..... | 42 |
| | | Pitching | |
| | | Leaders, Year-by-Year..... | 378-379 |
| | | No-Hit Games Against Indians..... | 390 |
| | | No-Hit Games By Indians..... | 390 |
| | | Saves, 20 or More In A Season..... | 386 |
| | | Strikeouts..... | 389 |
| | | Twenty Game Winners, Indians..... | 394 |
| | | Year-by-Year..... | 378-379 |
| | | Pitching Records | |
| | | All-Time Career Leaders..... | 380 |
| | | All-Time Single Season Leaders..... | 381 |
| | | Club/Game..... | 388 |
| | | Club/Season..... | 387 |
| | | Individual/Game, Inning..... | 391 |
| | | Individual/Lifetime..... | 391 |
| | | Individual/Season..... | 392-393 |
| | | League Leaders..... | 395-396 |
| | | Rookie Records..... | 393 |
| | | Retired Uniform Numbers..... | 330-335 |
| | | Sockalexis, Louis..... | 16-17 |
| | | Starts, Best and Worst..... | 400 |
| | | Streaks, Winning and Losing..... | 340 |
| | | Team Names..... | 16-17 |
| | | Tenure with Indians..... | 341 |
| | | Transactions, Off-Season 2012-13..... | 432 |
| | | Uniforms..... | 18-19 |
| | | SEASON IN REVIEW, 2012 | |
| | | Catcher Profiles..... | 307 |
| | | Day-by-Day..... | 309-311 |
| | | Disabled List..... | 317 |
| | | Indians Statistics | |
| | | Batting..... | 313 |
| | | Pitching..... | 314 |
| | | Fielding..... | 315 |
| | | Miscellaneous Stats..... | 307-308 |
| | | Record by Day of Week, by Month..... | 307 |
| | | Runs by Inning..... | 307 |
| | | Standings..... | 306 |
| | | Team Highlights..... | 302-306 |
| | | Transactions..... | 316-318 |
| | | Won-Lost Breakdown..... | 312 |

Unless otherwise specified, photos throughout book courtesy of Dan Mendlik, Gregory Drezdon, or from Cleveland Indians archives.

A HISTORY OF THE CLEVELAND INDIANS

by Scott Lax

INTRODUCTION: A DEEP AND RICH HISTORY

Cleveland's baseball teams have played an important role in the history of an ancient game that was re-invented and standardized in the United States in the first half of the 19th Century. Baseball as a Cleveland tradition dates back to the middle of the 19th century. The year 2013 marks the 145th year of professional baseball in Cleveland, Ohio.

Now in its 112th season, the Cleveland Indians are one of only four Charter American League clubs – along with Chicago, Boston and Detroit – to play continuously in one city.



Cy Young

Cleveland baseball clubs have seen some of the greatest ballplayers to ever play the game. Cleveland teams have experienced breathtaking moments, glorious highs and heartbreaking lows. And perhaps just as importantly, countless fans have experienced thousands of hours of satisfying innings

under spring, summer and autumn skies. One of America's greatest poets, Walt Whitman, said, "I see great things in baseball. It's our game – the American game." How amazing that Cleveland and its people were part of that greatness for more than twenty years of Walt Whitman's life.

Whatever the name of the Cleveland organization, and no matter where the games were played, the men who have played baseball, as well as owners, front office and staff, coaches, media and fans – all are part of the rich and exciting history of the Indians.

Professional baseball has deep roots in Cleveland. The game has been and remains part of the fabric of this great American city and region.

CLEVELAND BASEBALL BEFORE THE INDIANS

The American sport that came into existence in the first half of the 1800's officially began in Cleveland on June 2, 1869, with a match-up between the Cleveland Forest Citys – which represented Cleveland in baseball's first professional league – and the Cincinnati Red Stockings. The Forest Citys played in the National Association until 1871, and then disbanded in 1872.

After seven years, Cleveland returned to pro baseball in 1879, in the three-year-old National League. In 1885, after six seasons, Cleveland dropped out of the National League. Then, in November 1886, Cleveland was admitted to the major league American Association, replacing Pittsburgh's team, which had moved to the National League. After only two seasons in its new league, Cleveland again returned to the National League in 1889.

By 1890, Cleveland was the tenth largest city in the country, and one of the most advanced. Among other accomplishments, individuals in Cleveland pioneered streetlights, and an indoor shopping center, still known the Arcade. It also had two major league teams – one in the National League, and another in the new Players' League – which folded after the that season. The American Association folded, too, all of which gave the National League a major league baseball monopoly.

From 1891 through 1899, Cleveland baseball had mixed success during its time in the National League. Led by Hall of Fame pitcher and future legend, Cy Young, on May 1, 1891, the Cleveland Spiders began playing at the then-new League Park, located at the corner of E. 66th St. and Lexington Avenue.

Cleveland never led the National League in wins, but the Spiders nevertheless earned three trips to the league's championship series. Cleveland lost the championship series to Boston in 1892, but defeated Boston to win the Temple Cup championship in 1895. Cleveland lost the Temple cup rematch to Boston in 1896.

In 1897, Louis Sockalexis, a gifted outfielder and Native American from the Penobscot tribe, joined the Cleveland Spiders. Sockalexis played 94 games for the Spiders, from 1897 through 1899. Those club's experienced some brutal losing seasons. When club



owner Frank DeHaas Robison, who also owned the N.L.'s St. Louis franchise – a conflict of interest not permitted under current rules – sent Cleveland's best players to St. Louis, the team then endured the worst season in professional baseball history, with a record of 20-134.

The bad news was that Cleveland was dropped from the National League. The good news was that a door was opened for a new franchise in a new league.

With the dawn of a new century, the Cleveland of 1900 was an established major league city. This was ideal for the designs of a man named Ban Johnson, who turned his minor league Western League into major league competition for the National League. Financed by Cleveland Charles Somers, Johnson's minor league Western League became the major league American League after a year of minor league play. Beginning in 1901, the Spiders went head-to-head with the National League in 1901. Cleveland's new franchise played at Cleveland's established baseball home, League Park.

Cleveland made history when the first American League game was played between the Chicago White Stockings (now the White Sox) and the Cleveland Blues on April 24, 1901. Nature helped; all the other American League games were rained out that day. Chicago won the game, 8-2.



Addie Joss



Nap Lajoie

After its inaugural season, Cleveland acquired the future Hall-of-Famer and rival of Ty Cobb, Napoleon Lajoie, from Connie Mack's Philadelphia Athletics, who sent Lajoie to Cleveland to pump up the new league. In addition, Cleveland acquired another future Hall-of-Famer in rookie pitcher Addie Joss.

More name changes came about during the first decade of the 20th Century. The team became the Blues (or "Bluebirds") in 1901, and then changed its name to the Broncos in 1902. In honor of their great player-manager, Lajoie, the team became the Cleveland Naps in 1903.

Now the team had a stellar ballpark, strong ownership, and future Hall of Fame players in Lajoie, Joss and outfielder Elmer Flick. Under player-manager Lajoie, Cleveland peaked in 1908 with a pennant race with Chicago and Detroit.

Cleveland had other solid players: third baseman Bill Bradley, first basemen George Sovall, and shortstop Terry Turner. "Addie" Joss, who was born in Toledo, Ohio, pitched a perfect game for Cleveland – only the second perfect game in history, with Cy Young having pitched the first – but the Naps finished second to the Detroit Tigers.

The next year, Lajoie had had enough of doing double-duty as a player-manager and returned to player-only status. The result was that he upped his batting average and engaged Ty Cobb in a famous batting race in 1910, one that historians haven't yet settled as to the winner.

Another player destined for fame and infamy, "Shoeless Joe" Jackson came to Cleveland from Connie Mack's Athletics. The legendary outfielder would surpass Lajoie as Cleveland's all-time batting leader, but couldn't bring the team a title.



Joe Jackson

In 1911, Addie Joss died suddenly of spinal meningitis at the age of 31. The team held a benefit game to raise money for Joss's survivors on July 24, 1911 at League Park. The charity game also became the forerunner of today's All-Star Game. Featuring legends and future Hall-of-Famers Ty Cobb

(wearing a Cleveland uniform because he forgot his Detroit uniform), Tris Speaker, Eddie Collins, Frank "Home Run" Baker, Sam Crawford, Bobby Wallace and Walter Johnson, as well as Cleveland players Lajoie and Cy Young, who had returned to Cleveland in 1909 to finish a career that had begun with the Cleveland Spiders. Young was destined for history, becoming the namesake of the ultimate award for a MLB pitcher, and by winning 511 wins during his 22-year career.

Cleveland tried to build another contender with Lajoie, Jackson, shortstop Ray Chapman, catcher Steve O'Neill, and pitchers Cy Falkenberg and Vean Gregg. But the upstart Federal League blocked Cleveland's rebuilding efforts, as they raided both American League and National League Teams, and they hit Cleveland particularly hard by grabbing Falkenberg.

Consequently, the Cleveland Naps lost a franchise record 102 games in 1914. To make matters worse, attendance sank to disastrous lows. The era of Lajoie came to a close, and with his departure, following the 1914 season the franchise decided it was time for a name change.

On January 17, 1915, The Plain Dealer reported, "President Somers invited the Cleveland baseball writers to make the selection. The title of Indians was their choice, it having been one of the names applied to the old National League club of Cleveland many years ago."

New name or not, Somers needed to raise money for his team. He released Lajoie and traded Joe Jackson to Chicago for three players and much needed cash. It wasn't enough to keep his ownership feasible, however.

Enter Iowa-born Jim "Sunny" Dunn, who helped finance a deal that brought the great centerfielder Tris Speaker – who had been embroiled in a contract dispute with the Boston Red Sox – to Cleveland.

Dunn was now owner of the Cleveland Indians. Led by Speaker and manager Lee Fohl, the Indians narrowly missed winning the pennant in 1918. In 1919, Dunn fired Fohl and made Speaker player-manager. The Indians finished a close second yet again.



Tris Speaker

By 1920, Speaker had a formidable team that led the American League in runs scored, doubles, triples, RBIs, walks and a team .303 batting average. Speaker, outfielder Elmer Smith, and third baseman Larry Gardner each drove in more than 100 runs. Jim Bagby led the American League in wins with a club record 31, winning percentage, games, starts, complete games and innings pitched. Stan Coveleski became the first of many Indians pitchers to lead the American League in strikeouts. Coveleski won 24 games, plus three more in the World Series. Former Yankee pitching ace Ray Caldwell added 20 victories.

TRAGEDY AND TRIUMPH FOR THE TRIBE

Nothing could prepare the talented and revived Cleveland Indians for what would be the first tragic death to affect the team. Star shortstop Ray Chapman was struck in the head by a pitch that was thrown by Yankees pitcher Carl Mays at the Polo Grounds in New York. He died twenty-one hours later. Chapman has a legacy beyond his on-field excellence, for he remains the only player in major league history to die from being hit by a pitch. His death led to numerous changes to the game – changing out dirty baseballs to keep them from being difficult to see, and eventually the batting helmet, which has likely saved numerous lives.

A rookie, Joe Sewell, replaced Chapman and began his own stellar Hall-of-Fame career. Late season call-up Duster Mails pitched a perfect 7-0, and helped the Indians hold off the Yankees and Chicago White Sox.

The Indians won the pennant, and went on to play the World Series against the Brooklyn Dodgers in a history-laden, nine-game series. Elmer Smith hit the first grand slam in Series history, and Jim Bagby was the first pitcher to hit a home run in the World Series. Second baseman Bill Wambsgans pulled off the first and only triple play in World Series history. All of those feats were accomplished in the fifth game of the nine-game series, on October 10, 1920, at Cleveland's League Park.

On the strength of those still-amazing feats, among other great plays, The Cleveland Indians won the 1920 World Series.

The Speaker/Dunn era fielded two more contending teams, in 1921 and 1926, but fell short of winning the World Series. Still, there were significant highlights: George Uhle, a relief pitcher in 1920, emerged as the Indians ace and led the American League in wins in 1923 and 1926. Uhle joined Speaker and Sewell as



Stan Coveleski

cornerstones of the 1920's Tribe. "The Grey Eagle" – Tris Speaker – resigned following the 1926 season because of a gambling scandal. On January 27 of the next year, Speaker, along with Ty Cobb, was cleared of gambling charges. Though Sunny Dunn, through his estate, maintained ownership of the Indians through the 1927 season, on November 27, the team was sold to a syndicate led by John Sherwin and Alva Bradley.

THE 1930s and 1940s: A NEW ERA OF GREATNESS

The decades of the 1930s and 1940s that followed the Speaker/Dunn era brought more great baseball to a city that was making history in other ways. Clevelander Jesse Owens won four gold medals at the Berlin Olympics in 1936, and in so doing humiliated Hitler and his twisted theory of racial supremacy. The new Cleveland Browns football team won all four All-American Football Conference titles between 1946 and 1949.

A golden era for the Indians was beginning, too. This period saw future baseball legends Earl Averill, Mel Harder Bob Feller




Ray Chapman's Grave

and Lou Boudreau – the first four Indians to have their uniform numbers retired – as well as a new stadium and new ownership.

On July 31, 1932, the Indians began playing at the huge new Cleveland Municipal Stadium. The first game in its new home saw a pitchers' battle, with Philadelphia's Lefty Grove edging Harder 1-0 in front of more than 80,000 fans. The grand stadium fueled grand dreams for the team and its fans, but no championship under the Bradley ownership.

The high cost of the stadium forced the club back to League Park from 1933 to 1936, and for all but Sunday and holiday games beginning in 1937. League Park had no lights, so the Indians began playing night games at the new stadium. It was an auspicious start



Mel Harder

to night games, as on June 27, 1939, Bob Feller threw a one-hitter against the Detroit Tigers.

Other highlights of the Bradley ownership included Wes Ferrell's four straight 20-win seasons, Lew Fonseca's 1929 batting title, the batting heroics of Hal Trotsky as well as Cleveland's sandlot-star-turned-pro, Joe Vosmik. North Carolina native Johnny Allen, who went from bellhop to New York Yankees pitcher, had a 15-game winning streak in 1937 with the Indians, as well as being part of one of baseball's wackier incidents. On June 7, 1938, umpire Bill McGowan ordered him off the mound for wearing a uniform with a tattered sleeve. It worked out pretty well for Allen, whose \$250 fine was repaid to the pitcher by owner Bradley. The uniform went on display at Higbee's department store in Cleveland, and eventually at the Baseball Hall of Fame in Cooperstown, New York.

Five managers served the Bradley ownership, including Hall of Fame pitcher Walter Johnson and former Indians players Roger Peckinpaugh and Steve O'Neill (no relation to future Indians owner Francis J. "Steve" O'Neill). Ossie Vitt, fresh off a 109-win season as manager of the International League Newark Bears in 1937, replaced O'Neill. Despite an abrasive style, Vitt guided the



Indians back to the top of the American League.

Rookies Lou Boudreau and Ray Mack gave

the 1940 Indians legitimate pennant hopes. In an auspicious start to the season, Bob Feller pitched a no-hitter against the White Sox in Chicago. Nonetheless, the team mutinied against Manager Vitt by going to Bradley to request his firing.

Bradley's refusal to fire Vitt became national news, as the Cleveland ballplayers were branded "The Crybabies." By the end of the season, the Indians finished a game behind the Tigers, and Vitt was subsequently fired.

Still, the near miss in 1940 didn't diminish the brilliant pitching of right-handed fast baller Bob Feller, who would earn the nicknames "Rapid Robert" and "Bullet Bob." That year he won 27 games, a win record not equaled by any Indians pitcher since. From his arrival in Cleveland in 1936 as the youngest player to ever wear an Indians uniform at seventeen years old, to his enlistment in the U.S. Navy in 1941, Feller was the main focus of the attention of fans and media in Cleveland. Signed by super scout and former major league pitcher Cy Slapnicka, Feller made history numerous times for the Indians. Among his fourteen regular season appearances in 1936 was a 15-strikeout effort against the St. Louis Browns in his first major league start. He also posted 17 strikeouts that year against the Athletics.

During his first six seasons, Feller won 107 games and led the American League in strikeouts four consecutive years from



Earl Averill

1938 through 1941. Rapid Robert Feller had a record-setting 18-strikeout game against Detroit on October 2, 1938. Just as Lou Boudreau became player-manager for the Indians at the young age of 24, Feller left for his military duty.

Boudreau stepped in and stepped up, winning the American League batting title in 1944. (He would also lead all major league players with 1,578 hits during the 1940s.) Despite his efforts, the Indians never seriously competed during the war years.

After the war was over, Feller returned to a hero's welcome in 1945, as well as returning to the forefront of big league pitchers in 1946, when he led the majors with 26 wins and a club record of 348 strikeouts.



Bob Feller and Manager Steve O'Neill

VEECK ERA BRINGS A SERIES TITLE TO CLEVELAND

The end of the war signaled a new and progressive era in America. Bill Veeck, the son of a Chicago sportswriter, may have been the most creative club owners in baseball history. (Veeck also owned the St. Louis Browns and the Chicago White Sox in his career.) In 1946, Veeck put the Indians in Cleveland Municipal Stadium on a full-time basis starting with the 1947 season. He had solid baseball judgment, and built a pennant contender. Veeck signed African-American player Larry Doby in 1947, only eleven weeks after Jackie Robinson broke the color barrier by signing with the Brooklyn Dodgers in the National League. Veeck also signed 42-year-old Satchel Paige. He kept Boudreau as player-manager.



Walter Johnson addresses the team.

In 1948, the Indians led the American League in batting average, ERA, and fielding average. Boudreau won the MVP award, and rookie sensation Gene Bearden joined infielder/outfielder-turned pitcher Bob Lemon as a 20-game winner, while Feller won 19 games.

Ken Keltner, Joe Gordon and Eddie Robinson joined Boudreau to form a great infield, with Jim Hegan as an outstanding catcher. The Indians took the American League Pennant in a sizzling race capped by a historic one-game playoff against the Red Sox at Fenway Park in Boston. The Indians then went on to defeat the Boston Braves in six games to win the Series.

In short, the 1948 World Series Champion Cleveland Indians were Bill Veeck's masterpiece. Leaving at the top, but not without personal and financial pressures helping to motivate his departure, Veeck moved on in 1949.

MORE EXCELLENCE IN THE AL LOPEZ ERA

Five-time All-Star, Hall-of-Famer, and legendary slugger Hank Greenberg became the Indians general manager in 1949. After a disappointing fourth-place finish in 1950, Greenberg fired Lou Boudreau, replacing him with Al Lopez. Lopez gained the nickname "El Señor," owing to his Hispanic heritage and refined manner. Beginning in 1951, Lopez began his stellar career as a manager.

Also of note in 1951, the American League celebrated its 50th anniversary, and the Indians established a team Hall of Fame. Fan balloting named the formidable line-up. The first ten inductees were Hal Trotsky (1B), Nap Lajoie (2B), Joe Sewell (SS), Ken Keltner (3B), Tris Speaker (OF), Joe Jackson (OF), Steve O'Neill (C), Cy Young (P), and Mel Harder (P).

Outstanding pitching dominated the Lopez-managed Indians. Bob Lemon, Early Wynn and Mike Garcia anchored a rotation that helped the Tribe finish no lower than second place. The

powerful Cleveland offense, led by Larry Doby, Al Rosen and Luke Easter actually out-hit the "Bronx Bombers" New York Yankees throughout the 1950s, leading the American League in home runs six times. The Indians won their third pennant in club history with an American League record 111 wins in 1954. In keeping with New York teams being a thorn in the Indians' side, the New York Giants won the 1954 World Series in a shocking four-game sweep.

The powerhouse Indians were aging by the mid-50s, but young talents such as 1955 Rookie-of-the-Year pitcher Herb Score, as well as Rocky Colavito, Roger Maris, Jim Perry and Jim Grant bolstered the team. Herb Score was struck by a line drive hit by New York's Gil McDougald in 1957, but regained his 20-20 vision and returned late in the 1958 season. Hampered by other injuries to his throwing arm, Score was traded after the 1959 season, but remains one of the greatest pitchers of all time.

TOUGHER TIMES FOR THE TRIBE

Kerby Farrell managed the Tribe for a single season in 1957. Al Rosen had retired after the previous season and the Indians slid to the back of the American League. Attendance sunk, as well.



Bill Veeck and Larry Doby

A new management team of William R. Daley as president and Frank Lane as general manager were in place in 1958. Lane made history, but not in a positive way: known as "Trader Lane," the GM made sixty separate deals between December 2, 1957 and December 15, 1959. He sent eventual home run record-setter, Roger Maris, to the Kansas City Athletics. Yet the Tribe contended in 1959, finishing a close second to the Chicago White Sox. The 1959 Indians led the American League in home runs, runs scored, batting average and slugging percentage. Home attendance was fourth in the majors, and up by 125 percent.

Most notorious of all – and devastating to many Cleveland fans – Trader Lane sent Tribe hero Rocky Colavito to Detroit in exchange for American League batting champ Harvey Kuenn on April 16, 1960. "The Rock" had been co-home run champion in 1959, and hit 129 homers over four seasons, including four during a game in Baltimore on June 20, 1959. Colavito was



Al Lopez

also known as the most charismatic Indian of his era.

After the brief and controversial tenure of Frank Lane, the Indians hired Gabe Paul. Paul wore many hats at different times with the Tribe, as GM, partowner, and CEO for the club between 1961 and 1973, and 1978 and 1984.

THE 1960s and 1970s: A MIXED BAG FOR THE INDIANS

The entire country was undergoing change and turmoil during the '60s and '70s. President Kennedy and his brother, Senator Robert, were assassinated, along with civil rights leader Dr. Martin Luther King, Jr. As well, the Vietnam War challenged the nation, and a counter-culture rose up. Many cities, including Cleveland, were losing population, and in general decline.

The Indians were something of a barometer of the era, as the team suffered economically during the two decades. Seven ownership changes in 25 years—as many as occurred in the first 60 years of the franchise—and the team and the fans endured constant rumors that it would relocate to another city.

Teams of 1962, 1965 and 1968 were perhaps a player away from serious pennant contention. The 1968 Indians, owned by Vernon Stouffer, managed by Alvin Dark and led by pitcher Luis Tiant, was the only Tribe team from 1960 through 1993 to finish as high as third place. Yet the 1962 and 1965 teams battled for first place beyond mid-season before fading by September.

In a move aimed as much at the dwindling box office as the standings, Rocky Colavito was reacquired following the 1964 season. His return sparked a better season and attendance, but getting Rocky back in Cleveland came at a high cost: future stars Tommy John and Tommie Agee.

Tiant's standout 1968 season, with 21 wins and a league-leading ERA of 1.60, was unfortunately followed by arm problems and sudden departure in 1969 to the Minnesota Twins.



Herb Score

Another highlight was pitcher "Sudden" Sam McDowell, a four-time strikeout leader during the '60s. In 1965, McDowell pitched his way to a league-low 2.18 ERA, league-high 325 strikeouts – the most ever by a Tribe lefty – and two consecutive one-hitters.



Al Rosen and Bob Lemon

For all his brilliance, including a 20-win season in 1970, McDowell's inconsistency mirrored that of the team's. Ken Harrelson, a colorful player and 1968 American League RBI champion, was acquired amid much fanfare in 1969, but broke his leg in 1970 and retired. Catcher Ray Fosse seemed destined for stardom until a memorable home plate collision with Pete Rose at the end of the 1970 All-Star Game. An aggressive player, Fosse suffered numerous injuries, and was traded to the Oakland Athletics in 1973.

Lack of stability and problems with finances led the Indians to place an emphasis on immediate benefits over a long-range plan for success. This led to memorable individual achievements, but little team accolades.



Rocky Colavito and Frank Lane



Gabe Paul and Phil Seghi

In 1972, Sam McDowell was traded to San Francisco for Gaylord Perry and Frank McDuffy. In his first year with the Tribe, Perry won the Cy Young Award by pitching a spectacular 24-win

season. Perry worked for a new Tribe management that included owner Nick Mileti and manager Ken Aspromonte. When GM Gabe Paul left Cleveland to run the Yankees organization, Phil Seghi became the general manager of the Indians in 1973.

Gaylord Perry had a stellar first half in 1974, pitching his way to a 15-game win streak, which tied Johnny Allen's club record. The '74 Indians, managed by Aspromonte and feature players Buddy Bell, George Hendrick and Charlie Spikes along with Perry, were only a half game out of first place on July 4 and in second place as late as August 22, before the team ended the season in fourth place.

An unfortunate "ten-cent beer night" at Municipal Stadium on June 4, 1974, set off a 9th-inning riot that resulted in a Tribe forfeit.

The Indians would follow this mini-disaster with one of its greatest accomplishments as a leader in diversity in professional sports.



Sam McDowell



Gaylord and Jim Perry

On October 3, 1974, Executive Vice President of the Indians Ted Bonda introduced Frank Robinson as the league's first African-American manager. A player-manager, Robinson's first at-bat, at Opening Day in 1975, was a home run shot. Indians fans would later vote that at-bat as the most memorable moment in team history.

Robinson's 1976 Indians were the first with a winning record since 1968. However a slow start in 1977 turned Robinson into yet another short-lived Tribe skipper. From the departure of Al Lopez to the arrival of Mike Hargrove, a period from 1957 to 1991, no Tribe manager lasted four full seasons.

In one of the most productive trades the Indians ever made, Phil Seghi obtained first baseman/designated hitter Andre Thornton from the Montreal Expos for pitcher Jackie Brown. Thornton played for the Tribe for ten years, from 1977 through 1987.

Thornton battled injuries and dealt with the tragedy of losing his wife and daughter in an automobile accident. Through it all, Andre Thornton became one of the Cleveland's all-time leading home run hitters, a two time all-star. He won other awards, and became one of Cleveland's most respected players.

Less successful for the Tribe was its first attempt at free agency. In 1976, the Indians signed pitcher Wayne Garland to a 10-year, \$2.3 million contract. But Garland suffered an arm injury and won just 55 games in five seasons with Cleveland.


In 1978, F.J. "Steve" O'Neill rescued the financially troubled Cleveland. O'Neill had been a minority shareholder in the club before departing, with Gabe Paul, to take an ownership in the Yankees in 1973. O'Neill brought Paul back to Cleveland as CEO of the Indians.

THE 1980s and 1990s – MORE TRAGEDY FOR THE TRIBE, BUT WINNING RETURNS TO THE “COMEBACK CITY” IN THE JOHN HART-MIKE HARGROVE ERA

As the new decade of the '80's dawned in Cleveland, rookie sensation Joe Charboneau, who was brought up from the minors to sub for injured Andre Thornton, seemed to be yet another player destined for stardom. Despite a penchant for off-field hijinks and controversy, Joe won Rookie of the Year in 1980. A back injury cut his promising career with the Tribe short, however, and by 1981 "Super Joe" was back in the minors.

On May 15, 1981, Tribe pitcher Len Barker pitched the tenth perfect game in baseball history. In a strike-torn season, it gave Cleveland fans hope.

More fireworks were to come in 1981, when Cleveland hosted the 1981 All-Star Game that signaled the end of the 50-day long players' strike. Cleveland set its third All-Star Game Attendance record with a crowd of 72,086 at Cleveland Municipal Stadium.



Frank Robinson



Andre Thornton

Despite an effective pitching staff led by Barker, newcomer Bert Blyleven, John Denny, Rick Waits and Garland, the Indians finished just over .500 and in sixth place.

Still, the All-Star Game was a harbinger of the City of Cleveland was making a comeback. By 1986, the Indians were back, too, with one of the best offenses in baseball. The Tribe led the American League in runs and attracted the highest attendance for the first time since 1959. Along with Andre Thornton, who made his own courageous comeback in 1982 after missing all the 1980 and most of the 1981 seasons, leading the Indians offense were Joe Carter, Cory Snyder, Brook Jacoby, Brett Butler and Julio Franco. The Tribe improved by 24 games for its most wins since 1968.

Fans in Cleveland had long proved that they would support an exciting and winning ball club. The estate of Steve O'Neill sold the team to brothers Richard and David Jacobs in 1986, and a rebuilding process began. The next year was a tough one, as the team lost 101 games.

The Jacobs brothers hired Indians Farm Director Hank Peters to begin their complete rebuilding process. The new leadership emphasized player development. As well, Dick Jacobs, a prominent Cleveland civic leader and businessman, made it clear that the team needed a new ballpark as part of that rebuilding. Voters had defeated a ballot issue in 1984 to create a new, domed stadium. Six years later, in a much-contested ballot issue, Cuyahoga County voters narrowly approved a tax on alcohol and cigarettes to fund what was known as the Gateway complex – a new arena for the Cleveland Cavaliers, and a ballpark for the Indians right next door.

But before that would happen, the organization's "Blueprint for Success" had to take on one of the weakest farm systems in baseball. Beginning with former Baltimore GM Hank Peters, who became president of the Cleveland Indians in 1987, more talent came from Baltimore as John Hart was groomed as a successor



Joe Charboneau and Rick Manning

to Peters and Dan O'Dowd to run the farm system. As a result, in 1992 the Indians were named baseball's "Organization of the Year," by Baseball America, and there was little doubt that the Tribe was a team with a bright future.

The new management team wisely gained control over the organization's costs by extending long-term contracts to young players. They also aggressively traded for excellent talent: Sandy Alomar, Jr., and Carlos Baerga arrived from San Diego in exchange for Joe Carter. Alomar, Jr. became Cleveland's fourth Rookie of the Year. Though the Tribe still struggled – in 1991 it recorded 105 losses – progress was being made, as the improved farm system began to produce talent that would prove to make a huge difference.

On March 22, 1993, another horrible tragedy struck the Indians. Two Indians players, Steve Olin and Tim Crews were killed, and



Brett Butler and Joe Carter

a third, Bob Ojeda was seriously injured in a boating accident on Little Lake Nellie in Clermont, Florida.

Led by manager Mike Hargrove, who managed from 1991-1999, the Indians battled through an emotional final season in Cleveland Municipal Stadium. Attendance that year topped two million fans for the first time since 1949, during the final series, when Cleveland hosted old rivals, the Chicago White Sox.

The next year, Cleveland's new park, with its scenic views and state-of-the-art facilities, became a symbol of the Indians oncoming success in the 1990s. The Tribe would be a baseball force again. The organization and the new ballpark attracted stellar free agents, both ex-Orioles. Pitcher Dennis Martinez and first baseman Eddie Murray were accustomed to winning, and the veterans joined an emerging young powerhouse lineup that featured Alomar, Jr., Baerga, Kenny Lofton – who was obtained by Hart from Houston in a savvy 1991 trade. They joined Cleveland farm players Albert Belle, Jim Thome, Manny Ramirez and pitcher Charles Nagy, who were stars in the making.

The Tribe slugged its way into a first-place battle with the White Sox in the new American League Central Division, only to have the excitement ended by a players strike on August 12. The strike wiped out the promising season, as well as post-season play. Indians fans, who had waited a long time, were as disappointed as the players and front office at a dream postponed.

The next year, after another postponement of 18 games, the 1995 season began when owners and players settled the strike. But the fans hopes would be rewarded: The Cleveland Indians had put together one of the greatest seasons in baseball history, winning the club's first American League championship since 1954 by crushing the rest of the division with a lead of 30 games. Only the 1954 Indians had won more games and had a higher winner percentage than the '95 team.

An explosive offense was aided by outstanding pitching, bolstered by the acquisition of pitching ace Orel Hershiser. For the first time since 1968, Cleveland pitching led the American League in ERA. Belle became the first player ever to combine 50 doubles and 50 home runs in the same season, and the first to hit 100 extra-base hits in one season since Stan Musial in 1948. Jose Mesa, another former Oriole acquired by Hart in '92 in exchange for a minor leaguer, was forced into the closer role. He responded with a near-perfect 46 saves – a club record – in 48 opportunities.



Dick Jacobs

Cleveland swept Boston in the American League Division Series and beat Seattle in the American League Championship Series. But the overpowering pitching of the Atlanta Braves kept the Indians from completing its dream season, as Atlanta beat the Tribe in six games.

Fans in Cleveland came through in their support for the surging Tribe and sold out the entire 1996 season prior to opening game. Despite disappointing seasons from expected pitching ace Jack McDowell, the Indians in turn proved the 1995 season was no fluke as they won 99 games – the best in the majors. They again led the American League in batting average and ERA as they won another A.L. Central Championship. Belle and Lofton became the club's all-time leaders in home runs and stolen bases, respectively. But the Orioles shocked the Tribe in the postseason by sweeping them in four games.

In 1997, Hart and the Tribe retooled after losing Belle to the White Sox in free agency. The team acquired slugger Matt Williams through a trade, and in a daring deal right before



Carlos Baerga



Steve Olin

Opening Day, sent Lofton to the Braves and brought outfielders Marquis Grissom and David Justice to Cleveland. The Tribe battled to its third-straight division title with a record of 86-75.

Sandy Alomar, Jr. had a storybook season, and led Cleveland through one of the most exciting months in its history. Thrilling victories over the Yankees in five games and the Orioles in six put Cleveland back in the World Series for the second time in three years.

The Indians and Florida Marlins went down to the wire, taking the Series to seven games. The seventh game went into extra innings. The final, 11th inning was perhaps the most gripping inning in Indians history and the one-run loss the most heartbreaking.

One of the phenomenal things about Cleveland's success in 1997, however, was that twelve of the players on the roster had not been with the team in 1996 Division Series. Unlikely October '97 heroes included rookie pitcher Jaret Wright, pitcher Chad Ogea and infielder Tony Fernandez.

By 1998, Cleveland was clearly the dominant team in the American League Central Division. A fourth-straight Division crown seemed to be a lock. Lofton was back with the team, reacquired as a free agent, and slugger Travis Fryman replaced Williams as Cleveland and Arizona swapped third basemen.

The Indians won the Central with a record of 89-73, then beat the Red Sox to earn a third ALCS berth in four years. Cleveland became the only team to win any postseason games from the record setting 1998 Yankees in the ALCS. That fact was little consolation, though, as the Yanks beat the Tribe in six games.



Dennis Martinez and Orel Hershiser

The 1999 Indians delivered an even better regular season with a 97-65 record and fifth-straight American League Central Division Title. (Only two other teams have won as many as five straight division titles.)

Led by Manny Ramirez and Roberto Alomar – Sandy's brother, and another ex-Oriole signed as a free agent – Cleveland set a team record with 1,009 runs scored, only the seventh team in MLB history to score 1,000 or more runs in a single season.

Ramirez drove in 165 runs, breaking Hal Trosky's club record of 162 in 1936. Robbie Alomar set a new club record for (24) and RBI (120) by a switch-hitter. Both Robbie Alomar and Omar Vizquel earned Gold Gloves for their defense. In Vizquel's case, it was his sixth straight. Young Bartolo Colon's 18 wins were the most by a Tribe pitcher since Blyleven's 19 in 1984.

Despite that record-breaking, exciting season, the wildcard Red Sox defeated the Indians in five games in the Division Series, making the quest for a World Series wait.

After the season, Mike Hargrove, the second-most winning manager in Indians history, was fired. GM Hart hired hitting coach Charlie Manuel, who had led Cleveland's Triple-A affiliates to league titles in 1992 and 1993, as his successor.

A NEW CENTURY: DOLAN/SHAPIRO/ ANTONETTI ERA

In February of 2000, Lawrence J. Dolan and family trusts acquired all outstanding stock in the Cleveland Indians Baseball Company, Inc. With that, the David and Richard Jacobs era in Cleveland baseball was over.


Cleveland's first real race for a postseason berth since 1959

ended on the final day of the regular season when Seattle edged the Indians for the American League wild card. The Tribe reached the 90-win mark at 90-72 for the fourth time in six seasons. Free agent acquisition Chuck Finley tied Dave Burba for a club high 16 wins. Cleveland's sellout streak reached 454 consecutive games (eventually ending at 455 in 2001) and the Indians led MLB in

attendance for the first time since 1948. Overall, the Dolan's first year was one of the most exciting in Cleveland Indians history.

In 2001, the Indians returned to the top of the Central Division standings with a record of 91-71, giving them their sixth American League Central Division title in seven seasons since 1995. Jim Thome hit the most home runs (49) by a left-handed hitter in club history. Thome also had a career-high 124 RBI. Juan Gonzalez, in his only year with the Indians, added 140 RBI.

C.C. Sabathia, the Tribe's 21-year-old sensation and the #1 pick in the 1998 draft, won a team-high 17 games and came in second in the American League Rookie of the Year balloting.



Sandy Alomar, Jr.



Kenny Lofton and Mike Hargrove



CC Sabathia

Hart left the Indians after eleven years at the helm and Mark Shapiro became the new general manager.

But the dazzling success of the 1990s—eight straight seasons from 1994 through 2001—meant Shapiro inherited a depleted farm system and years of picking late in the first round.

There was an additional cost of trades of high-level prospects for older players that had been made in order to keep the Indians at a championship level. Shapiro, known for innovation, would need to rebuild.

In 2002, Charlie Manuel was let go and replaced by Joel Skinner. The Tribe came in third place with a 74-88 record, but there were individual highlights. Among them, Jim Thome had a single-season club record of 52 home runs in his last year with the Tribe. Thome left with a career-record total of 334 home runs as an Indian. (Thome would return in 2011.)

Shapiro named Eric Wedge as the club's 39th manager for the 2003 season. The Tribe posted a 68-94 season in his first season as Jody Gerut led the team in home runs and RBI on his way to *The Sporting News* Rookie of the Year honor.

In 2004, the Indians improved by 12 wins, to 80-82. In Wedge's second season, the Tribe was only a game out of first place in August as Victor Martinez established a new franchise record for RBI by a catcher (101) and Travis Hafner had 109 RBI as the Indians offense finished fifth in the league in runs scored with 858. The

2004 campaign was the final season for Indians all-time great shortstop Omar Vizquel, who played the second most games in franchise history at his position.

An impressive team core along with Shapiro's vision and Wedge's leadership paid off with a record of 93-69 in 2005, the sixth best record in MLB and the eighth highest win total in club history. In a heart-breaking final day loss to the White Sox, the Tribe barely missed the playoffs.

After a fourth-place finish in 2006 (78-48), the Indians again claimed the American League Central Division title in 2007 with an MLB-best equaling record of 96-66. The team advanced to its first ALCS since 1998 after defeating the New York Yankees in four games. The Tribe, however, lost to Boston in seven games.

Sabathia (19-7, 3.21 ERA) became the first Indians pitcher since 1972 to win the AL Cy Young Award. Eric Wedge was named American League Manager of the Year, becoming the first Indians manager to ever achieve that honor. Roberto Hernández (then known as Fausto Carmona) seemed to come out of nowhere



Grady Sizemore

to win 19 games, as well as finishing second in the American League in ERA, to give the Indians the best 1-2 tandem baseball along with Sabathia. Victor Martinez led the club with 114 RBI and finished seventh in the American League with 118 runs scored and won his first Rawlings Gold Glove. Indians starters led the American League in ERA as the Tribe finished third in total team ERA.

In 2008 the Indians fought their way to an 81-81 record after being 15 games below .500 in early August. Cliff Lee became the second consecutive Indians pitcher to win the Cy Young Award after going an amazing 22-3 with a 2.54 ERA in 31 starts. He did this without having made the Tribe's postseason roster the year before, and after a stint in Triple-A. Lee had the most wins by any Indian pitcher since Gaylord Perry in 1972 and the second highest winning percentage (.880) in club history.

The poor start in 2008 and expiring contracts of Casey Blake



Thome's Return in 2011

and C.C. Sabathia led the Indians to move in a younger, athletic direction. The team acquired Carlos Santana, Michael Brantley and Matt LaPorta. In 2009 the Indians finished with a 65-97 (.401) in Eric Wedge's final season as the Indians manager. Grady Sizemore's injuries and a pitching staff that posted a team ERA over 5.00 led the Indians to trade Lee, Victor Martinez, Ryan Garko and Mark DeRosa. In return the Tribe obtained promising players Chris Perez, Carlos Carrasco, Justin Masterson, Jason Donald and Lou Marson.

In 2010, the Tribe finished with a disappointing final record of 69-93. Still, there were highlights. The team finished strong, winning seven of the last nine games, and going 16-14 in September and October.

The Indians were hit hard by injuries. Standout players Grady Sizemore, Shin-Soo Choo and Asdrubal Cabrera were only in the lineup together 28 times in a 162-game regular season, or about 17 percent of the time. To make it even tougher, all those games were early in the season, before May 16.

Pitching was a bright spot in 2010, as the team ERA in the second half of the season was 3.89, and ranked 4th in the American League. And the bullpen began to emerge as a force, mounting the third best ERA improvement in MLB from 2009 to 2010. The bullpen was anchored by closer Chris Perez, who finished second in the American League, with 1.71 ERA and 23 saves to his credit. Tribe rookie pitchers led the American League with 22 wins. The Indians ended the season with the youngest roster in the Major Leagues.

The young team had a red-hot start in 2011. The Tribe hit its season peak on May 23, going 15 games over .500 (30-15). Pitcher Justin Masterson dominated on the mound, posting the 12-lowest ERA in the American League (3.21). Asdrubal Cabrera set a club record for home runs by a shortstop in a single season with 25, and Carlos

Santana set a club record for home runs by a switch hitter with 27.

The season marked the return of Indians of Jim Thome, who also returned to form for the final five weeks of the season. Thome batted .296 and had an .896 OPS (On-Base Plus Slugging) that would have led the club had it been over a full season. The Tribe's living legend remained a franchise record-holder in career home runs with 337, and walks, with 1008.

The Tribe finished 2011 with an 80-82 record, coming in second place in the American League Central Division.

Outstanding individual achievements and big changes marked the 2012 season. The year started out strong, with the Indians achieving a season high eight games over .500 on May 23. On July 26, the Tribe played the Detroit Tigers and pounded Tiger pitcher Justin Verlander for four runs in the seventh inning for a tremendous come-from-behind victory, winning 5-3.

The next day, July 27, marked an 18-45 run that included an 11-game losing streak. On September 27, Sandy Alomar, Jr. replaced Manny Acta as Manager.

The Tribe gave fans plenty of highlights, though: young second baseman Jason Kipnis became the fourth Indian over the last 25 years to collect 10HR, 70 RBIs, 80 runs, and 30 steals in the same season, joining the ranks of Roberto Alomar, Kenny Lofton and Grady Sizemore. Closer Chris Perez saved 39 games, the fourth most in the majors.

CLEVELAND HALL OF FAME MEMBERS

| | |
|----------------|-------------------|
| Earl Averill | Sandy Alomar, Jr. |
| Jim Bagby, Sr. | Bill Bradley |
| Lou Boudreau | Ray Chapman |
| Rocky Colavito | Stan Coveleski |
| Larry Doby | Bob Feller |
| Wes Ferrell | Elmer Flick |
| Mike Garcia | Joe Gordon |
| Mel Harder | Mike Hargrove |
| Jim Hegan | Joe Jackson |
| Addie Joss | Ken Keltner |
| Nap Lajoie | Bob Lemon |
| Kenny Lofton | Al Lopez |
| Sam McDowell | Charles Nagy |
| Steve O'Neill | Satchel Paige |
| Gaylord Perry | Al Rosen |
| Herb Score | Louis Sockalexis |
| Joe Sewell | Tris Speaker |
| Andre Thornton | Hal Trosky |
| Early Wynn | Cy Young |

History of Cleveland Names

1869 FOREST CITIES

Cleveland was known as the Forest Cities.

1889 SPIDERS

The 1889 Cleveland club was comprised of so many tall and skinny players, the management decided to accent their features, and changed the name of the club to Spiders.

1900 BLUES

Referring to the bright blue uniforms worn by the team.

1902 BRONCHOS

The 1902 Cleveland players didn't like the name Bluebirds. They voted and chose the more forceful nickname Bronchos.

1903 NAPS

The team discarded the blue uniforms and a local daily newspaper sponsored a naming contest. "Naps" was selected in honor of Napoleon Lajoie.

1915 INDIANS

Upon Lajoie's leaving Cleveland for Philadelphia following the 1914 season, team officials determined a new name was in order for the 1915 season.

According to The Plain Dealer of January 17, 1915, team owner Charles W. Somers invited the Cleveland baseball writers to help in the selection of a new club name. The writers solicited their readers for suggestions. Through this process the name "Cleveland Indians" was selected. "Indians" was one of the names used by

LOUIS FRANCIS SOCKALEXIS

Louis Francis Sockalexis (1871-1913) was a Penobscot Indian from Old Town, Maine and the first American Indian to play major league baseball and be clearly recognized as an Indian. Half Sioux, half white, James Madison Toy played in the late 1880s through the early 1890s, but there are no indications that his contemporaries knew of his Native American heritage. That was hardly the case with Sockalexis, whose very presence during



Cleveland's spring training of 1897, caused a sensation wherever he went. Indeed, the 1997 season marked the 100th Anniversary of Sockalexis' first season in a Cleveland uniform, a season comparable only to that of Jackie Robinson and Larry Doby as a landmark campaign featuring an athlete attempting to hurdle prejudice to succeed.

Sockalexis was considered one of the greatest collegiate baseball players of his day. He batted well over .400 in two seasons at Holy Cross College in Worcester, MA. In addition to his slugging prowess, "Sock" was known for his legendary long, accurate throws from the outfield to cut down runners and his base-stealing skill (he once stole six bases in one game against Brown University). So spectacular were his feats on the diamond at the school that, in 1956, when the Holy Cross Athletic Hall of Fame was created, Sockalexis was the very first athlete inducted.


Baseball Hall of Fame player-manager Hughie Jennings wrote of him: "At no time has a player crowded so many remarkable accomplishments into such a short period of time as Sockalexis. He should have been the greatest player of all times - greater than Cobb, Wagner, Lajoie, Hornsby or any of the other men who made history for the game."

In spite of the presence of three future Hall of Fame stars on the 1897 Cleveland Spiders club - Cy Young, Bobby Wallace and Jesse Burkett - it was Sockalexis everyone turned out to see play. And they were not disappointed. Against Hall of Fame pitcher Amos Rusie, possessor of the fastest and nastiest breaking pitch of his day, Sockalexis powered a long home run in his very first at bat in New York City at the Polo Grounds.

Louis Sockalexis was inducted into the Maine Sports Hall of Fame in 1985. He was also inducted, along with his second cousin, marathon runner Andrew Sockalexis (Boston Marathon second place finisher 1912 and 1913, 4th place finisher in the 1912 Olympic Marathon at Stockholm), into the American Indian Athletic Hall of Fame in April, 2000 in ceremonies in Tulsa, OK.

PLAYING RECORD

| | G | BA | AB | R | H | 2B | 3B | HR | RBI | BB | SB |
|---------------|-----------|-------------|------------|-----------|------------|-----------|----------|----------|-----------|-----------|-----------|
| 1897 CLE | 66 | .338 | 278 | 43 | 94 | 9 | 8 | 3 | 42 | 18 | 16 |
| 1898 CLE | 21 | .224 | 67 | 11 | 15 | 2 | 0 | 0 | 10 | 1 | 0 |
| 1899 CLE | 7 | .273 | 22 | 0 | 6 | 1 | 0 | 0 | 3 | 1 | 0 |
| TOTALS | 94 | .313 | 367 | 54 | 115 | 12 | 8 | 3 | 55 | 20 | 16 |



the National League club of Cleveland two decades earlier.

The old National League club began to be referred to as the "Indians" upon the arrival of Louis Francis Sockalexis, a Penobscot Indian from Old Town, Maine, who was a member of that club in 1897.

The following day on January 18, 1915, on page eight of The Plain Dealer, the choice of the name "Indians" was further amplified.

"Many years ago there was an Indian named Sockalexis who was the star of the Cleveland baseball club. As batter, fielder and baserunner he was a marvel. Sockalexis so far outshone his teammates that he naturally came to be regarded as the whole team. The "fans" throughout the country began to call the Clevelanders the "Indians." It was an honorable name, and while it stuck the team made an excellent record.


It has now been decided to revive this name. The Clevelanders of 1915 will be the "Indians." There will be no real Indians on the roster, but the name will recall fine traditions. It is looking backward to a time when Cleveland had one of the most popular teams of the United States. It also serves to revive the memory of a single great player who has been gathered to his fathers in the happy hunting ground of Abenakis."

HISTORY OF CLEVELAND UNIFORMS


Below is a chronological pictorial layout of the history of the uniforms of the Cleveland American League Baseball franchise, which began in 1901 as the Cleveland Blues. The block "C," "CLEVELAND" and script "Indians" have been staples of the club's uniform design during the entire 113-year history of the franchise.




Napoleon Lajoie
1903 Road



Joe Sewell
1921 Home



Bob Feller
1936 Home



1948 Home



1901 HOME 1902 HOME 1903 ROAD 1904 HOME 1906 HOME 1908 ROAD 1910 HOME 1916 HOME 1921 ROAD



1922 HOME 1928 HOME 1929 HOME 1933 HOME 1942 HOME 1942 ROAD 1946 HOME 1950 HOME 1954 ROAD




1975 Alternate



Mike Hargrove
1981 Home



Charles Nagy
1991 Home



Carlos Baerga
1994 Home



Uniform enhancements unveiled prior to 2011 season with road gray jersey featuring block "Cleveland"



1958 HOME 1963 HOME 1969 ROAD 1972 ROAD 1973 HOME 1978 HOME 1986 HOME 1994 HOME & ROAD



ALL THE ANALYSIS

They've played the game and covered it for years.
They're the analysts of MLB Network® delivering baseball's best lineup.

All the live games four nights a week.
All the live coverage seven nights a week on MLB TONIGHT™
All the characters of the game on INTENTIONAL TALK™
All the spirited debates about the hottest topics on MLB NOW™.

Together, they bring you OUR NATIONAL PASTIME ALL THE TIME®.



To find MLB Network in your area, log on to mlbnetwork.com





Cleveland Indians Hall of Fame 32-38

Dates Remembered 24-26

Dimensions of Progressive Field 26

Firsts 27

Funding for Progressive Field 26

Genesis of Progressive Field 22

Ground Rules 27

Heritage Park 30

Odds & Ends at Progressive Field 28

Other Homes of the Indians 28

Seating Capacity Breakdown 23

Ticket Information 29

Top Home Run Distances at Progressive Field 23

Top 10 Memories 24-25

PROGRESSIVE FIELD



Progressive Insurance purchased the naming rights to the ballpark on January 11, 2008.

Historians are certain to identify the year 1994 as a significant time in the history of the city of Cleveland. The Gateway Sports and Entertainment Complex, consisting of Progressive Field (formerly Jacobs Field), the current home of the Indians, and Quicken Loans Arena (formerly Gund Arena), will be remembered as the crowning jewel in the city's ever-changing urban landscape.

Gateway was made possible by its own 50/50 public/private partnership- through the support and cooperative efforts of the Cleveland business community, government, the Indians, our neighbors the Cavaliers, sports fans, and most importantly, the people of Cuyahoga County.

Progressive Field is an urban ballpark in the truest sense, both architecturally and aesthetically. Built within the physical boundaries of the three main streets in downtown Cleveland (Ontario to west, Carnegie to south, and East 9th Street to the east), Progressive Field offers a fan-friendly facility featuring an intimate environment. The exposed steel design, which matches that of the many bridges on the north coast, and the vertical light towers, which match the smoke stacks of Cleveland's industrial zone and the high-rise office buildings in Cleveland's downtown area, are just a couple of Progressive Field's architectural features that blend with Cleveland's cityscape.

Progressive Field initially opened its gates to fans on Saturday, April 2, 1994 for an exhibition game against

the Pittsburgh Pirates, but the official opener occurred on Monday, April 4, 1994. The Indians came from behind in exciting fashion to defeat the Seattle Mariners 4-3 on an 11th inning single by Wayne Kirby. The opener included all of the pageantry of Opening Day, highlighted by President Bill Clinton throwing out the first pitch.

Two Cleveland institutions - the Cleveland Indians and Progressive Insurance - joined forces on January 11, 2008 to help bring the excitement of championship baseball to fans everywhere. What was known as Jacobs Field since 1994 is now Progressive Field.

Progressive, a leading car, motorcycle and commercial auto insurer, partnered with the Indians on a 16-year deal for the naming rights to the ballpark and will also become the Official Auto Insurer of the Cleveland Indians. Progressive's payments to the Indians over the 16-year term of the agreement will average approximately \$3.6 million annually.

Now entering its 20th season, Progressive Field has been the site for the World Series twice (1995 and 1997), postseason play seven times (1995-1999, 2001, 2007 - 34 home games, 1,517,431 fans), and the 1997 All-Star Game. It led Major League Baseball in attendance in 2000, sold out prior to Opening Day five seasons (1996-2000), set a Major League record for consecutive sellouts with 455, and has entertained more than 46 million fans.

GENESIS OF PROGRESSIVE FIELD

- May 1984** Voters in Cuyahoga County defeat ballot issue to increase property tax for building a 100% publicly funded domed stadium in downtown Cleveland.
- Dec. 1984** Community leaders meet to re-evaluate concept of a new downtown sports complex.
- Jan. 1985** Civic committee formed to make recommendations regarding type of sports facility, location and funding.
- Dec. 1985** First property acquisition occurs.
- April 1986** Design objectives agreed upon by sports teams.
- June 1987** Demolition of site begins.
- May 1990** Cuyahoga County voters pass the tax on alcohol and cigarettes to finance the sports complex.
- Dec. 1990** Gateway sells out of tax-exempt bonds in one day.
- June 1990** Gateway Economic Development Corporation is formed.
- July 3, 1991** Gateway Board of Trustees approve a 20-year baseball park lease with the Cleveland Indians.
- Jan. 12, 1992** Implosion of Cold Storage Building marks final, major building remaining on Gateway site.
- Jan. 13, 1992** Excavation begins.
- April 16, 1992** First concrete is poured.
- May 13, 1992** Concrete foundation is poured.
- June 1992** Ceremonial First Pitch at Progressive Field with Mel Harder, Charles Nagy and Sandy Alomar.
- Aug. 24, 1992** First structural steel beams erected for ballpark.
- Nov. 1992** Indians lease 100th luxury suite for ballpark.
- June 1993** Last piece of steel is raised on the ballpark. Seat installation begins.
- Sept. 1993** Sod laid in the ballpark.
- Oct. 1993** General seating installation completed in the ballpark.
- April 4, 1994** First game vs. Seattle Mariners.
- Jan. 11, 2008** Name changed from Jacobs Field to Progressive Field.

Progressive Field

Designed by: Hellmuth, Obata & Kassabaum, Inc.

SEATING CAPACITY

| | |
|-----------------------|---------------|
| Diamond Box Front Row | 194 |
| Diamond Box | 872 |
| Field Box | 4,659 |
| Infield Lower Box | 972 |
| Lower Box | 4,174 |
| View Box | 1,621 |
| Lower Reserved | 5,128 |
| Upper Box | 6,620 |
| Mezzanine | 2,238 |
| Bleachers | 2,756 |
| Upper Reserved | 9,062 |
| Suites | 1,319 |
| Clubs | 2,064 |
| Patio | 404 |
| Premium Club | 120 |
| 151 Deck | 38 |
| TOTAL SEATS | 42,241 |

Top Home Run Distances



- 511 ft** — Jim Thome, July 3, 1999 vs. Kansas City
- 485 ft** — Mark McGwire, April 30, 1997 w/Oakland
- 481 ft** — Manny Ramirez, July 26, 2007 w/Boston
- 479 ft** — Jim Thome, July 17, 2000 vs. Houston
- 478 ft** — Jim Thome, July 27, 1999 vs. Detroit
- 477 ft** — Jim Thome, October 11, 1999 vs. Boston
- 477 ft** — Travis Hafner, June 25, 2005 vs. Cincinnati

Progressive Field Top 10 Memories

(as voted on by members of the Indians front office and selected media)

1. Tony Pena's game-winning homer in the 13th inning in Game 1 of the Division Series against Boston on October 3, 1995 to give the Tribe their first post-season win since October 11, 1948.



2. Indians clinch first title since 1954 on September 8, 1995 vs. Baltimore.
3. August 5th, 2001 vs. Seattle. The Indians erase deficits of 12-0 (in the 4th inning) and 14-2 (7th inning) to post a 15-14, 11thinning win, becoming only the third team in history, the first since 1925, to overcome a 12-run deficit and win.
4. All-Star Game on July 8, 1997 featuring Sandy Alomar capturing the MVP for hitting the game-winning homer.

PROGRESSIVE FIELD DATES REMEMBERED



April 4, 1994 First game vs. the Seattle Mariners. President Bill Clinton throws out ceremonial first pitch.

May 13-June 19, 1994 Indians win a franchise record 18 straight home games.

July 3, 1994 Indians retire Larry Doby's #14.

December 8, 1994 Indians awarded 68th All-Star Game in 1997.

May 7, 1995 Longest game by time (6:36) and inning (17.0) in franchise and ballpark history with a 10-9 win over the Minnesota Twins

June 4, 1995 Down 8-0 in the third inning, the Indians rallied back to defeat Toronto 9-8 on a two-out, two-run homer by Paul Sorrento in the ninth inning.

June 7, 1995 Last non-sellout crowd (36,363) before streak began, watched the Indians defeat the Detroit Tigers, 3-2, in 10.0 innings.

June 12, 1995 Indians Major League record of 455 consecutive sellouts begins with a crowd of 41,845 vs. Baltimore.

October 1, 1995 Indians finish season with a Major League record 30.0 game division lead. Previous record was 27.5 games by 1902 Pirates.

October 24, 1995 Indians win first World Series game since 1948 over Atlanta, 7-6.

October 26, 1995 Jim Thome's 436 foot bomb off Atlanta reliever Brad Clontz in Game 5 of the 1995 World Series on October 26, 1995.

April 7, 1996 Kenny Lofton becomes the franchise's all-time leader in stolen bases vs. Toronto.

April 30, 1997 Mark McGwire hits the 2nd longest homer in ballpark history, a 485 bomb off Orel Hershiser off the Budweiser sign on the left field scoreboard.

July 8, 1997 The American League defeats the National League, 3-1, in the 68th All-Star Game.

September 9, 1997 The Indians set the Major League record for consecutive sellouts vs. Baltimore by selling out their 204th game. The Colorado Rockies sold out 203 straight before a non-sellout on September 6, 1997 vs. St. Louis.

April 15, 1998 David Bell hits the first inside-the-park-homer in the history of the ballpark off Seattle's Randy Johnson.

June 20, 1998 Indians retire Bob Lemon's #21.

Sept. 15-19, 1998 Manny Ramirez hits three homers in one game vs. Toronto on September 15. He tied several major league records by hitting five home runs over two games (9/15-16), six over three games (9/15-17) and eight over five.

April 22, 1999 300th consecutive sellout vs. Oakland

May 7, 1999 Indians overcome Tampa Bay leads of 9-1 and 10-2 with 18 runs over 6th, 7th, and 8th innings (sent 33 men to the plate over last 3.0 innings, crushing 5HR and 21 hits) to defeat the Devil Rays 20-11. The 31 runs scored were the most combined runs scored in Progressive Field history.

July 3, 1999 (Game 2) Jim Thome hits longest homer in ballpark history, a 511 foot bomb off Don Wengert, in the 2nd inning to center field hitting the fence bordering Eagle Ave.

September 30, 1999 Manny Ramirez new franchise record for RBI (164) in a season with a three-run homer in the 6th inning vs. Toronto. Ramirez broke Hal Trosky's 1936 mark of 162 RBI.

July 11, 2000 400th consecutive sellout vs. the Cincinnati Reds

September 25, 2000 Indians host first three-team doubleheader since the St. Louis Cardinals hosted the New York Giants and Boston Braves on September 13, 1951. Indians defeated Chicago 9-2 in afternoon game, and lost to Minnesota 4-3 in game two at night.

October 1, 2000 Indians collect 90th win in last game of the season by defeating David Wells and Toronto, 11-4. Manny Ramirez hit a homer in his last at-bat as an Indian. Sandy Alomar, in his last game as an Indian, collects his 91st homer with Cleveland, passing Jim Hegan as having the most homers by an Indians catcher in franchise history.

Progressive Field Top 10 Memories

Continued

- 1997 Division Series games 4 and 5 against the New York Yankees highlighted by Sandy Alomar's homer off Yankees reliever Mariano Rivera in Game 4 of the Division Series on October 5, 1997 to tie the game and save the Tribe from post-season elimination.
- Indians win first World Series game since 1948 over Atlanta, 7-6, on October 24, 1995 as Eddie Murray had the game-winning single in the 11th inning of Game 3 of the 1995 World Series.
- First game on April 4, 1994 vs. Seattle with the Indians coming from behind to defeat the Mariners on an 11th inning single by Wayne Kirby.
- The Tribe's bizarre 12th inning win in Game 3 of the ALCS on October 11, 1997 when Marquis Grissom stole home after Vizquel missed a suicide squeeze bunt and O's catcher Lenny Webster dropped the ball to give the Tribe the 2-1 win.
- Manny Ramirez's game-winning homer in the 12th inning off Dennis Eckersley on July 16, 1995.
- Down 8-0 in the third inning, the Indians rallied back to defeat Toronto 9-8 on a two-out, two-run homer by Paul Sorrento in the ninth inning on July 4, 1995.

Progressive Field Dimensions

Left Field: 325'

Left Center Field: 370'

Center Field: 405'

Right Center Field: 375'

Right Field Line: 325'

Left Field Wall (Ht): 19'

**Height of Center Field and
Right Field Fence:** 9'

Right Field Corner (Ht): 13'

Additional Facts

ACREAGE:

Field—12 acres; Gateway Sports Entertainment Complex—28 acres;

HEIGHT:

Ballpark—Approximately 120 feet from the main concourse to top of sunscreen;
Light Towers—The 19 vertical lights stand 200 feet above street level, 218 feet above the playing field.

FOOD AND BEVERAGE SUPPLIER:

Delaware North Companies (Sportservice)

Funding for Progressive Field

The Gateway Sports and Entertainment Complex was funded through the sale of Gateway Bonds, the Cuyahoga County 15-year luxury tax on alcohol and cigarette sales, private investments and pre-paid leasing on luxury seating.

COST: \$169 MILLION

April 2, 2001 Opening Day attendance of 42,606 vs. Chicago is the 455th and final sellout of the Major League record consecutive sellout streak.

April 4, 2001 Major league record of 455 consecutive sellouts snaps with attendance of 32,763 vs. Chicago (first non-sellout since 6/7/95).

July 21, 2001 Indians celebrate 100th Anniversary in a pre-game ceremony with 40 members of the "Top 100 Greatest Indians Roster."

July 14, 2002 Tribe erased 7-4 New York Yankee lead on July 14, 2002 with six runs in the ninth inning off Mariano Rivera, last four of which came on Bill Selby's first career grand slam to end the game.

September 27, 2002 Jim Thome hits club record 51st homer in 3rd inning off Royals hurler Wes Obermueller, breaking Albert Belle's 1995 mark of 50 home runs.

July 8, 2003 Billy Traber became the first Indians rookie pitcher since Herb Score (7/30/55 at Baltimore) to toss a complete game, 1-hit shutout vs. New York.

September 20, 2003 Josh Bard's home run vs. Boston was the 1,000th by an Indian in Progressive Field history.

September 29, 2005 SS Jhonny Peralta sets club record for most HR (24) by a shortstop in a single-season, surpassing Woodie Held's mark of 23 in 1961.

July 28, 2006 LHP Jeremy Sowers tosses 2nd straight CG shutout vs. Seattle, becoming first rookie since Dick Tidrow in 1972 to throw consecutive shutouts.

August 13, 2006 DH Travis Hafner tied MLB single-season record by hitting his 6th grand slam of the season vs. KC off Luke Hudson.

September 25, 2006 Casey Blake hits the club's 14th grand slam of the season to tie the MLB single-season record for grand slams, a mark now shared with the 2000 Oakland A's.

September 23, 2007 Indians clinch their first American League Central Division title since 2001 with a 6-2 victory over Oakland with a stellar pitching performance from Jake Westbrook. Indians go on to play five home (11 total) postseason games versus the New York Yankees and Boston Red Sox.

January 11, 2008 Progressive Insurance purchases the naming rights of the ballpark for 16 years. Jacobs Field will now be called Progressive Field.

August 27, 2011 In his 2nd game back with the Tribe, DH Jim Thome celebrated his 41st birthday by hitting a solo home run, his 1st HR as an Indian since 9/28/02, which was also vs. KC. It was his 602nd career HR, including his club record 335th as an Indian (187th HR in Progressive Field). Also was his 3rd HR on his birthday (1993, 1996).

PROGRESSIVE FIELD FIRSTS

FIRST GAME: April 4, 1994, vs. Seattle Mariners.

ATTENDANCE: 41,259.

FIRST PITCH: Cleveland starter DENNIS MARTINEZ to Seattle's 2B RICH AMARAL...called strike.

FIRST GAME TIME AND TEMPERATURE: 1:21 PM EDT, 48 degrees.

FIRST BATTER: Seattle 2B RICH AMARAL.

WINNING PITCHER: Cleveland's RHP ERIC PLUNK.

LOSING PITCHER: LHP KEVIN KING of the Mariners.

FIRST SAVE: Royals RHP HIPOLITO PICHARDO on 4/15.

FIRST HIT: Mariners RF ERIC ANTHONY's home run in the 3rd inning off DENNIS MARTINEZ.

FIRST INDIANS HIT: CA SANDY ALOMAR's 8th inning single to RF.

FIRST RUN: Seattle's EDGAR MARTINEZ scored in the 1st inning on ERIC ANTHONY's SF.

FIRST INDIANS RUN: DH CANDY MALDONADO scored on RF MANNY RAMIREZ' 2-run 2B in the 8th inning.

FIRST SINGLE: Seattle's MIKE BLOWERS in the 5th inning.

FIRST DOUBLE: MANNY RAMIREZ in the 8th inning.

FIRST TRIPLE: Seattle's CF KEN GRIFFEY, JR. in the 6th inning on 4/7.

FIRST HOME RUN: ERIC ANTHONY's solo HR in the 3rd inning.

FIRST INDIANS HR: EDDIE MURRAY's solo in 7th (4/7) off JOHN CUMMINGS.

FIRST GRAND SLAM: PAUL SORRENTO off Doug Linton on 5/9/95.

FIRST RBI: ERIC ANTHONY's sacrifice fly in the first inning.

FIRST PUTOUT: EDDIE MURRAY on Rich Amaral's ground out to lead off.

FIRST ERROR: EDDIE MURRAY in the 4th inning.

FIRST STOLEN BASE: Tribe SS OMAR VIZQUEL in the 3rd inning on 4/7.

FIRST CS: Indians CF KENNY LOFTON in the 1st inning.

FIRST STRIKEOUT: KEN GRIFFEY, JR in the 3rd inning.

FIRST WALK: KEN GRIFFEY, JR in the 1st inning.

FIRST NIGHT GAME: April 7, 1994 at 7:05 PM vs. Seattle.

FIRST ML RECORD: EDDIE MURRAY on 4/4, becoming baseball's all-time leader among first baseman in games played with 2,369.

*** All first are from April 4, 1994 vs. the Seattle Mariners unless noted.*

Ground Rules

- ◆ Batted ball hitting foul pole or attached screen: **FAIR BALL.**
- ◆ Thrown or fairly batted ball that goes behind or under field tarp or drum covers and remains: **2 BASES.** Ball rebounding into playing field: **IN PLAY.**
- ◆ Ball striking the roof or color facing of dugout, camera pits, or diamond-suites is considered in the dugout: **2 BASES.**
- ◆ Thrown ball that enters camera pits, dugouts, or diamond suites **2 BASES.**
- ◆ Pitched ball that strikes the roof, facing, or enters the camera pits, dugouts, or diamond suites: **1 BASE.**
- ◆ Ball passing through or under outfield fence: **2 BASES.**
- ◆ Fair batted ball that travels over the yellow line on top of the outfield wall (on the fly): **HOME RUN.**
- ◆ Thrown or pitched ball that strikes fence rails in front of third and first base camera pits or strikes the fence rails in front of the third and first base dugouts and returns to the field: **IN PLAY.**
- ◆ Thrown or fairly batted ball that goes over, or between fence rails from dugouts to foul poles: **2 BASES.**
- ◆ Fair batted ball bouncing over outfield wall: **2 BASES.**

PROGRESSIVE FIELD ODDS & ENDS

| | 2012 | 1994-2012 (All-Time) |
|--------------------------------|-----------------------------|--|
| RECORD: | 37-44 (.457) | 827-670 (.553) |
| COME-FROM BEHIND WINS: | 18 | 434 |
| WINS IN LAST AB: | 8 | 209 |
| HOME RUNS: | 64 | 1,727 (1497G) |
| ATTENDANCE: | 1,603,596 (81 dates) | 46,310,792 (1487 dates) |
| AVERAGE ATTENDANCE: | 19,797 | 31,143 |
| SELLOUTS: | 1 | 574 |
| LARGEST CROWD: | 43,190 (4/5/12 vTOR) | 43,399 (9/1/99 vANA) |
| LARGEST PLAYOFF CROWD: | N/A | 45,274 (10/4/97 vNYY) |
| SMALLEST CROWD: | 9,072 (4/11/12 vCWS) | 8,726 (4/3/11 vCWS) |
| LONGEST GAME (TIME): | 5:14 (4/5/12 vTOR, 16.0inn) | 6:36 (5/7/95 vMIN, 17.0 inn) |
| SHORTEST GAME (TIME): | 2:21 (5/24/12 vDET) | 1:56 (8/29/04 vCWS) 1:41 (7/18/05 vKC, 5.0 inn) |
| LONGEST GAME (INNINGS): | 16.0 innings (4/5 vTOR) | 17.0 innings (5/7/95 vMIN) |

OTHER HOMES OF THE INDIANS

LEAGUE PARK

DATE OPENED: May 1, 1891; Cleveland Spiders vs. Cincinnati Redlegs. Spiders won 12-3 in front of 9,000.

WP: Cy Young

DATE CLOSED: September 21, 1946; Cleveland Indians vs. Detroit Tigers. Tigers won 5-3 in front of 2,472.

WP: Paul Trout **LP:** Jonas Berry

CAPACITY: 9,000 (1891-1910); 21,000 (1911-1938); 22,500 (1939-1946)

RECORD 1901-1946: 2,314-1,819 (.560)

HISTORICAL EVENTS: Four 1920 World Series games, including Bill Wambsgans' unassisted triple play and Elmer Smith's 1st grand slam in world series history, all in game 5...Addie Joss' perfect game on October 2, 1908...Babe Ruth's 500th homer on August 11, 1929... Joe DiMaggio hits in his 56th and final game in a row on July 16, 1941...4 no-hitters.

CLEVELAND STADIUM

DATE OPENED: July 31, 1932; Cleveland Indians vs. Philadelphia Athletics. The A's won 1-0 in front of 76,979.

WP: Lefty Grove **LP:** Mel Harder

DATE CLOSED: October 3, 1993; Cleveland Indians vs. Chicago White Sox. The White Sox were 4-0 winners in front of 72,390.

WP: Jason Bere **LP:** Charles Nagy

CAPACITY: 74,483

RECORD 1932-1993: 2,234-1,951 (.534)

HISTORICAL EVENTS: Hosted four (4) All-Star games and five (5) World Series contests...Len Barker's perfect game vs. Toronto on May 15, 1981...Bob Feller's 3rd no-hitter on July 1, 1951...First night game played on June 27, 1939 vs. the Tigers...Nolan Ryan's 324th and final win on August 15, 1993...Ted William's 500th home run on June 17, 1960...Joe DiMaggio's 56-game hitting streak is stopped on July 17, 1941...Frank Robinson's opening day homer on April 8, 1975, his first game as player/manager...nine (9) no-hitters.

TICKET INFORMATION

Season Tickets allow you to take advantage of up to 81 opportunities to create memories and share quality time with friends and family, impress prospective clients, entertain colleagues or reward employees. Full season plans start at ONLY \$689 per seat; just \$170 per seat for 20-game partial plans. Also available will be 40-game packages, five different 20-game plans and our Flex-10 Pack. **NEW IN 2013: TRIBE REWARDS** Tribe Rewards allows Season Ticket Holders to earn points just for being a Season Ticket Holder. Points can be redeemed for Cleveland Indians experiences, autographed items, memorabilia, tickets and more. www.indians.com/triberewards. Other benefits include Postseason access and ticket discounts, extended payment plan options, complimentary Loaded Ticket Value (FanPass paperless tickets only), Season Ticket Donation Program, discounted parking opportunity, and first priority to upgrade and relocate seats before the general public. For season ticket information call 216.420.HITS or visit www.indians.com/sth2013.

Suites can accommodate from 8 to 70 guests and provide the very best in services to make your game experience one to remember. Suites are available on a nightly or seasonal basis and feature menu options from Indians SportService. Call 216.420.HITS (4487) or visit www.indians.com for more information.

Premium Club is a new 5,000 square foot premium seating area along the First Base Line with a limited capacity of 120 seats. Membership to the Premium Club is truly an all-inclusive premiere experience including your ticket, parking, upscale dining and beverages. Call 216.420.4497 or visit www.indians.com for more information.

Club Seats are offered for Season Ticket purchase, half-season 40-game plans, quarter-season 20-game plan, 10-game Flex Plans and even single-game availability. Club seat patrons enjoy a long list of benefits including an incredible, all-inclusive food and non-alcoholic beverage package, complete in-seat service, private restrooms, full-service concierge desk, an oversized padded seat and exclusive events. Please call 216.420.4497 for complete details.

Group Tickets are the best way to create memories with your "Tribe." With tickets starting at just \$8, an Indians game is a great way to reward your employees for a job well done, say "thank you" to your top clients, spend time with your church or school group, celebrate a birthday, or raise funds for your organization. Groups of 20 or more will receive exclusive group benefits, including: discounted tickets for ALL 81 home games, Progressive Field scoreboard greetings, reserved group seating together (based on availability), complimentary

tickets based on your group size and other exclusive group benefits and experiences. Events in 2013 exclusively for groups include Little League Days, Scout Night, WKYC Weather Education Days, Senior Days, International Days, Faith & Family Night with postgame Q&A and testimony from an Indians player and a post-game concert, Summer Camp Day, Wahoo Women Ladies Night Out, Puppypalooza and more. For more information on group tickets, call 216-420-HITS or visit www.indians.com/groups.

Budweiser Patio features traditional ballpark seats combined with tabletop seating down the right-field line. Guests will enjoy an all-inclusive meal provided when the gates open through one-hour after the scheduled start of the game, also featuring complimentary non-alcoholic beverages for the entire game. A full-service bar and plasma screens make this a true entertainment zone for your group or business. The Budweiser Patio is also available for groups of 20 or more for \$42-\$68 per person (\$37-\$63 for kids 14 and under) in advance.

E.9th Street Picnic Patio is the perfect place to start your afternoon or evening at the ballpark. After setting up your group of 20 or more at the E. 9th St. Picnic Patio with an Indians representative, all you need to do is arrive at the park— we'll supply your group with an unforgettable all-you-can-eat and drink (non-alcoholic beverages) picnic experience.

All You Can Eat Seats allow you to keep your wallet at home! Enjoy all-you-can-eat hot dogs, peanuts, popcorn, nachos, fountain soda and water through the 7th inning. This unique all-you-can-eat section in the upper box is between \$32-\$39 per person for groups of 20 or more. For more information, call 216.420.HITS or visit www.indians.com.

Single Game Suite Rentals provide our fans a luxurious way to watch the game! Progressive Field suites accommodate 8-70 guests and feature all-inclusive food and beverages. The perfect spot to celebrate a special occasion or to entertain your VIP guests!

Single Game Tickets for home games may be purchased via the internet at www.indians.com, by calling the Indians at 216-420-HITS (TTY 216-420-4252), in person at the Progressive Field Ticket Office, and at the Cleveland Indians Team Shops. Fans may also purchase tickets for the 2012 season in person at TicketMaster Ticket Centers. Visit www.indians.com/valuepricing for 2013 ticket prices.

HERITAGE PARK



Located in the center field area of the ballpark, Heritage Park is available to all fans before, during and after all home games and is also available daily for special events throughout the season. Fans are able to explore and honor the rich 108-year history of the franchise as Heritage Park houses three distinct areas honoring the club's past – the Indians Hall of Fame (membership is below), a two-tiered monument park setting that honors 37 of the greatest names in club history, 38 memorable moments in club history placed throughout the area at ground level and the Top 100 Indians Roster as selected during the 100th Anniversary Celebration in 2001. The top-tier rotunda area (pictured above) honors the 15 members of the Indians Hall of Fame who are also enshrined in Cooperstown.

INDIANS DISTINGUISHED HALL OF FAME

(Established 2009)

| | |
|---|------------------|
| Bill Veeck/Owner – 1946-49 | Inducted in 2009 |
| Richard E. Jacobs/Owner – 1986-2000 | Inducted in 2009 |
| Cy Slapnicka/GM & Scout – 1935-61 | Inducted in 2010 |
| Jim Warfield/Athletic Trainer - 1965-2002 | Inducted in 2012 |
| Jack Graney/OF - 1908-22; Announcer - 1933-53 | Inducted in 2012 |

CLEVELAND INDIANS HALL OF FAME

The Cleveland Indians Hall of Fame was established in 1951 to recognize those players who achieved greatness in a Cleveland uniform. Selected by a committee consisting of baseball historians, writers, broadcasters and executives, inductees must have been active at least three seasons for Cleveland and be retired at least one year.

In 2009, the Indians organization established the Distinguished Hall of Fame to honor those non-uniformed personnel whose contributions made a significant impact on the fortunes of the franchise.

Sandy Alomar (1990-2000) – C

Inducted in 2009

Set club record for home runs by a catcher (91) as the team leader during the most exciting decade in Indians history. The six-time All-Star led Cleveland to five consecutive (1995-99) A.L. Central Division titles. He won the 1990 A.L. Rookie of the Year Award and a Gold Glove after being acquired from San Diego. His best season of 1997 followed several injury-marred years. He homered and was MVP of the All-Star Game in Cleveland; batted .324 with 21 homers and 83 RBI to lead the Tribe to its second World Series in two years; and had five homers and 19 RBI in the 1997 postseason.

Earl Averill (1929-39) – OF

Inducted in 1951

The “Earl of Snohomish” was the third player to have their number retired (#3) by the Indians (1975). His 226 home runs with the Tribe was a club record until 1996. The six-time A.L. All-Star is the Tribe’s all-time leader in runs (1,154), triples (121), RBI (1,084), total bases (3,200) and extra-base hits (724). He had a .322 average with 1,903 hits in 1,509 games for the Indians and hit .378 (A.L.-best 232 hits) in 1936. He was elected to National Baseball Hall of Fame in 1975.

Jim Bagby Sr. (1916-23) – RP

Inducted in 2007

“Sarge” went 122-85 with 131 complete games for Cleveland, including 23-13 with a 1.96 ERA in 1917. His “Fadeaway Pitch” found fame in 1920 while he led the A.L. in wins (31-12 record), complete games (30) and innings (339.2), helping the Indians win their first World Series. He was the first pitcher to hit a World Series homer – a three-run shot to the centerfield bleachers at League Park that helped beat Brooklyn, 8-1, in Game 5. His son Jim, Jr., went 55-54 for the Tribe (1941-45).

Lou Boudreau (1938-50) – SS

Inducted in 1954

Most popular player of his era, the “Boy Manager” was driving force behind Tribe’s 1948 World Series Title. The shortstop was A.L. MVP in 1948 (.355, 18 HR, 106 RBI). He was the winningest manager in club history (728-649) as player-manager from 1942-50. Boudreau made seven All-Star Game appearances and was the batting champion (.327) in 1944. He was the second Tribe player to have their uniform number (#5) retired. Among the clubs all-time leaders in games, runs, hits, doubles and extra-base hits. Lou was elected to the National Baseball Hall of Fame in 1970.

Bill Bradley (1901-10) – 3B

Inducted in 1957

The native Clevelander anchored hot corner in first decade of club’s franchise history. He jumped his contract with the Chicago Cubs in 1901 to join Cleveland. He set a number of career highs (.304, 11 HR, 77 RBI, 104 runs) in 1902 and had a career-best 84 RBI in 1904. Led A.L. third baseman in fielding percentage four times and hit .272 in 1,231 games with the Indians. Led the club in doubles and triples three times, runs scored twice and is among Tribe leaders in triples and steals. Bradley hit for the cycle on September 24, 1903 at Washington. After his playing days, he became a long time scout for the Indians.

Ray Chapman (1912-20) – SS**Inducted in 2006**

Standout shortstop was fatally beamed by pitcher Carl Mays of the Yankees on August 16, 1920 at Polo Grounds in New York, and died the next day. "Chappie" had been Cleveland's starting shortstop since 1913 and batted .300 or better in three of his final seasons. His 52 steals in 1917 was a club record until 1980. Led A.L. in runs (84) and walks (84) in 1918 and led club in runs scored three times. Hit .278 with 233 stolen bases in 1,015 games and was a fine fielder. Ranks among Tribe leaders in steals and triples.

Rocky Colavito (1955-59, 1965-67) – OF**Inducted in 2006**

Electrified fans with power bat and strong throwing arm. "The Rock" tied Major League record with four consecutive HR June 10, 1959 at Baltimore. He hit 300 homers faster than all but four players in the history of baseball. Led the A.L. with 42 HR in 1959 and 108 RBI in 1965. In 1966, Colavito led the A.L. in slugging (.620) in 1958, home runs (42) in 1959, RBI (108) in 1965, and walks (93) and fielding (1,000) in 1966. He's among Tribe's all-time leaders in home runs and slugging percentage, hitting 190 homers in 913 games for the club and 374 in his career (1955-68). The three-time A.L. All-Star (1959, 1965-66) was voted most memorable personality in club history in a poll conducted in 1975.

Stan Coveleski (1916-24) – RHP**Inducted in 1966**

Fourth winningest pitcher in club history and was mound star of 1920 World Series, tying Series record with three wins and brought a championship to Cleveland with 3-0 victory in the seventh game vs. Brooklyn. He allowed just two runs (0.67 ERA) in the three complete-game victories the entire series. Won 20+ games in four consecutive seasons (1918-21). Coveleski pitched a club-record 19 innings on May 14, 1918. Went 172-123 with 2.80 ERA, 31 shutouts and 194 complete games in nine years with Indians and was elected to National Baseball Hall of Fame in 1969.

Larry Doby (1947-55, 1958) – OF**Inducted in 1966**

First African-American player in A.L. history. He helped the Tribe to two A.L. pennants as an all-around star outfielder. Doby, 23, was signed by Bill Veeck in 1947 after starring with the Negro League Newark Eagles. Hit .318 in 1948 World Series, including a decisive home run in game four. The outfielder led the A.L. in homers (32) and runs (104) in 1952 and homers (32) and RBI (126) in 1954. Among Tribe's all-time leaders in HR, RBI, walks and slugging percentage. Was the fifth player to have uniform number retired (#14) by Indians and was elected to National Baseball Hall of Fame in 1998.

Bob Feller (1936-56) – RHP**Inducted in 1957**

Feller is arguably the greatest pitcher in club history. He is the Tribe's all-time leader in wins (266), strikeouts (2,581), walks (1,764) starts (484), complete games (279) and innings (3,827). "Rapid Robert" led the A.L. in wins six times and strikeouts seven times. He set club single-season records for strikeouts (348), innings (371), shutouts (10) and complete games (36) in 1946. Feller pitched a club-record three no-hitters and 12 one-hitters. The eight-time A.L. All-Star tossed 44 career shutouts and was the first player to have his uniform number retired (#19) by the Indians. A true patriot, Bob proudly served in the U.S. Navy from 1941-45. He was elected to the National Baseball Hall of Fame in 1962.

Wes Ferrell (1927-33) – RHP**Inducted in 2009**

The only pitcher in MLB history to win 20 or more games in each of his first four full seasons, he was 91-48 during that time (1929-32). Compiled a 102-62 record with 113 complete games during his career in Cleveland. Overall with six teams through 1933, he had a 193-128 record. Holds the MLB record for home runs by a pitcher (37). Overall, he hit .280 with 38 homers and 208 RBI. Though he twice won 25 games, his most complete season was 1931 with Cleveland. He had a 22-12 record, 27 complete games, three saves, nine homers, 30 RBI and a .319 batting average. Owns the third best winning pct. (.622) in club history (based on 1,000 or more innings pitched).

Elmer Flick (1902-10) – OF**Inducted in 1963**

The speedy Bedford, Ohio native won 1905 A.L. batting title (.308). He led the league in triples three times (1905-'07) and steals twice. Ranks third in club history with 106 triples and sixth in steals (207). His career peaked from 1904-07 with four consecutive seasons batting over .300. The Tribe turned down Detroit's trade offer of Ty Cobb for Flick, who hit .299 in 935 games with Indians and .313 with 353 steals in his 13-year career. He was elected to the National Baseball Hall of Fame in 1963.

Mike Garcia (1948-59) – RHP**Inducted in 2007**

"The Big Bear" had a 142-96 record and 21 saves for Cleveland as he joined Hall of Famers Bob Feller, Bob Lemon and Early Wynn in the Indians' famed "big four" rotation. A three-time All-Star (1952-54), he twice led the A.L. in ERA (2.36 as a rookie in 1949 and 2.64 in 1954 as Cleveland won 111 games and the A.L. pennant). Garcia won 18 or more games in four straight seasons from 1951-54.

Joe Gordon (1947-50, 1958-60) – 2B/Manager**Inducted in 2008**

The acrobatic second baseman teamed with shortstop Lou Boudreau to form one of the finest double-play combinations in franchise history. "Flash" hit 32 home runs with 124 RBI in 1948 as the Indians were crowned World Series Champions. During his 11 year career, Gordon was a nine-time All-Star, including three times with Cleveland (1947-49). An inspirational leader, he became manager of the Indians in 1958 and guided the club to a second place finish in 1959. Gordon was involved in one of the most bizarre trades in baseball history when, as manager of the Indians in 1960, he was traded to Detroit for Tigers Manager Jimmy Dykes. It was the only time in baseball history that managers were traded.

Mel Harder (1927-47) – RHP**Inducted in 1951**

Revered legend made his mark as a pitcher and pitching coach, wearing an Indians uniform for 36 consecutive seasons. His 20 consecutive seasons as Tribe player and 582 games pitched are club records. He had a 223-186 career record and is second to Bob Feller in innings pitched, wins and starts. Harder's 13 scoreless All-Star innings, over four games (1934-37), is a Major League record. He won 15 or more games eight times and led the Indians in wins five times, innings pitched and ERA four times. Harder was the Tribe's pitching coach for 16 seasons (1948-63) before becoming the fourth Indians player to have their uniform number retired (#18).

Mike Hargrove (1979-99) – 1B/Manager**Inducted in 2008**

"Grover" spent 21 years with the Indians organization – including eight and a half seasons as the Tribe's manager (1991-99) and seven as a player (1979-85). He batted .325, .304 and .317 in his first three seasons with the Tribe, including a 23-game hitting streak in 1980. Hargrove compiled a 721-591 record as Indians manager, winning two A.L. pennants (1995 and 1997) and five consecutive A.L. Central Division Titles (1995-99). His 721 wins as manager ranked second to Lou Boudreau's 728 and his .550 winning percentage as Tribe skipper ranked third all-time to Boudreau and Al Lopez.

Jim Hegan (1941-57) – C**Inducted in 1966**

Was the catcher for the great Tribe pitching staffs of the 1950s, including the championship teams of 1948 and 1954. Known as a brilliant defensive catcher and handler of pitchers. Hegan caught 100+ games each season from 1947-56 and holds the catchers' club record for games (1,491) and putouts (6,959). He led A.L. catchers in double plays four times, putouts three times and assists twice. Caught three no-hitters and six different 20-game winning pitchers with the Tribe. Was a five-time A.L. All-Star, playing in 1,526 games over his 14 seasons with the Indians.

Joe Jackson (1910-15) – OF**Inducted in 1951**

"Shoeless" Joe Jackson, in 674 games, is the franchise leader in career batting average (.375). He set the club single-season records for batting average (.408) and hits (233) in 1911. Jackson led the A.L. in hits (226) and triples (26) in 1912 and hits (197), doubles (36) and slugging (.551) in 1913. Considered one of the greatest pure hitters in baseball history, only Ty Cobb and Rogers Hornsby have a higher Major League lifetime batting average than Jackson's .356. He was traded to Chicago (A.L.) in 1915 and barred from MLB in 1921 for involvement in the 1919 Black Sox scandal.

Addie Joss (1902-10) – RHP**Inducted in 2006**

Joss is the owner of a perfect game, tossed on October 2, 1908 in the heat of a pennant race. The 1-0 win against Chicago ranks as one of baseball's all-time top pitching performances. Set the club record for ERA (1.16) in 1908. Throughout his time with the Tribe, he went 160-97, including a no-hitter against the White Sox on April 29, 1910, and is the Tribe's all-time leader in ERA (1.89) and shutouts (45), second in winning percentage (.623) and complete games (234). The righthander had four 20-win seasons (1905-1908), but died tragically in 1911 at the age of 31 of tubercular meningitis. He was elected to the National Baseball Hall of Fame in 1978.

Ken Keltner (1937-49) – 3B**Inducted in 1951**

A seven-time All-Star at the hot corner with a glove and bat, Keltner made two brilliant defensive plays to help halt Joe DiMaggio's 56-game hitting streak in 1941 at Cleveland Stadium. He is the club's all-time leader at third base in games, putouts, assists and double plays. He totaled 163 homers, 850 RBI and .276 average in 1,513 games with the Indians. Had career highs of 31 HR, 119 RBI, 91 runs in 1948 and .325 average in 1939. He is also among the Tribe All-Time Leaders in games, at-bats, hits, doubles, home runs, total bases, RBI and extra-base hits.

Napoleon Lajoie (1902-14) – 2B**Inducted in 1951**

An all-time great second baseman, he revived Cleveland baseball upon his arrival in 1902. He led the A.L. in batting average in 1903-04 and 1910. The team name of Naps from 1903 to 1914 was in his honor. He is the Tribe's all-time leader in hits (2,046) and at-bats (6,043) and among leaders in games, runs, doubles, triples, total bases, RBI, extra-base hits, batting average and steals. The player-manager from 1905-09, is a member of the 3,000 hit club and was elected to the National Baseball Hall of Fame in 1937.

Bob Lemon (1946-58) – RHP**Inducted in 1960**

Conversion from position player to pitcher launched his Hall of Fame career that included 37 home runs and a no-hitter. A seven-time 20-game winner, led the A.L. in wins three times (1950, 1954-55). Trails only Bob Feller and Mel Harder in club wins (207), starts (350) and innings pitched (2,850). Lemon, a seven-time All-Star, went 207-108 with 22 saves in 460 games and is among the Tribe's All-Time Leaders in strikeouts, shutouts, winning pct. and complete games. He won two games in the 1948 Fall Classic and was the sixth Tribe player to have their number retired (#21). He was elected to the National Baseball Hall of Fame in 1976.

Kenny Lofton (1992-96, 1998-2001, 2007) – OF**Inducted in 2010**

Among the most popular Indians ever as the catalyst atop the lineup of the great Cleveland clubs of the 1990s. Played 10 seasons becoming all-time club leader in stolen bases with 452. Ranks 3rd all-time in runs scored (975); 9th in hits (1,512); and 11th in walks (611). Led American League in stolen bases five straight season 1992-96. Established AL and club rookie record w/66 stolen bases in 1992. Led league in hits in 1994 w/160, and in triples in '95 w/13. Dynamic style and athletic ability earned him four gold gloves. Was a five-time A.L. All-Star. Member of Indians 100th Anniversary Starting Lineup.

Al Lopez (1951-56) – Manager**Inducted in 2006**

"El Senor" guided Tribe to 1954 A.L. pennant and five second place finishes to the NY Yankees in six seasons at helm of Indians. Winning percentage of .617 (570-354) is best in club history. Earned 1,140 career wins as manager and is among the All-Time Major League leaders. The Hall of Famer was a standout catcher for 19 seasons, one with the Tribe (1947).

Sam McDowell (1961-71) – LHP**Inducted in 2006**

"Sudden Sam" overpowered A.L. hitters, winning five strikeout titles (1965-66, 68-70). He twice topped 300 "Ks"- 325 in 1965 and 304 in 1970. An imposing lefthander - ranks second to Bob Feller in club history with 2,159 strikeouts in 2,109 innings. Among Tribe all-time leaders in ERA, shutouts, innings pitched and starts. The six-time A.L. All-Star went 122-109 with a 2.99 ERA in Cleveland and had a career-best 1.81 ERA in 1968.

Charles Nagy (1990-2000) – RHP**Inducted in 2007**

A member of the 1988 US Olympic team and first-round draft pick, Charlie became a three-time A.L. All-Star (1992, 96, 99). He was Cleveland's most consistent starter, posting a 129-103 record for a team that won six A.L. Central Division Titles in seven years. The best years include 1992 (17-10, career-best 2.96 ERA, 10 complete games and three shutouts) and 1996 (17-5, 3.41 ERA). His single in 1992 was the first hit by a pitcher in an All-Star Game in 29 years. He currently ranks 10th in innings pitched and fifth in strikeouts in Indians history. Nagy was among the most popular players in the era, pitching in 15 postseason games, including the World Series in 1995 and 1997.

Steve O'Neill (1911-23) – C**Inducted in 1951**

O'Neill spent his first 13 years of 17-year career in Cleveland, catching 149 of 154 regular season games in the 1920 Championship season. Had a streak of nine straight seasons (1915-23) with 100+ games behind the plate. He is the Tribe's career catching leader in assists and double plays. Hit .300 or better three straight seasons (1920-22). Played in 1,365 games for Indians and had a 199-168 record as the team's Manager from 1935-37.

Satchel Paige (1948-49) – RHP**Inducted in 1965**

Daring signing of Paige by Bill Veeck made difference in the 1948 A.L. pennant race. The Negro League legend won six of his seven decisions down the stretch with a 2.48 ERA as a 42-year old rookie. His appearance in the 1948 World Series was the first ever by an African-American pitcher. He won hundreds of games from 1924 to 1948 before signing with the Indians. Paige was 10-8 with six saves in 52 games for the Tribe and was an all-time fan favorite, while pitching professionally into the 1960s. He was the first player inducted to the National Baseball Hall of Fame for his performance in the Negro Leagues (1971).

Gaylord Perry (1972-75) – RHP**Inducted in 2012**

Perry is a Cooperstown Hall of Famer who was the first pitcher to win the Cy Young Award in each league. He won his first Cy Young Award in 1972 while with the Indians, winning 24 games with 1.92 ERA and 234 strikeouts. In his three-plus seasons with the Tribe, Perry went 70-57 with a 2.51 ERA and had a save in his only relief outing. He was a two-time All-Star with Indians during the 1972 and 1974 seasons. Overall, Perry was a five-time All-Star with a record of 314-265 in 22 seasons (5350IP/3534Ks).

Al Rosen (1947-56) – 3B**Inducted in 2006**

A stellar career was highlighted by an A.L. MVP season in 1953, the last Indian to do so. "Flip" came within one hit of winning the 1953 Triple Crown (.336 BA, 43 HR, 145 RBI), ending up losing the batting title that year by .001. He also led the AL that season in runs and hits (201). Rosen twice led the A.L. in homers and RBI (37 in 1950 and 105 in 1952, respectively being the other years). He had five straight 100+ RBI seasons from 1950-54 and is among the Tribe's All-Time Leaders in HRs and slugging percentage. In his last seven years (1950-56) before retiring at age 32, he averaged 27 homers, 86 runs, 102 RBI and a .287 average. The four-time A.L. All-Star was the hero of the 1954 All-Star Game in Cleveland when he hit two homers with five RBI.

Herb Score (1955-59) – LHP**Inducted in 2006**

A dazzling pitching career, cut short by injury, preceded 30+ years as a beloved voice of Indians Baseball. The left-handed flame-thrower was the A.L. Rookie of the Year (16-10, 2.85 ERA) in 1955 and 20-game winner (20-9, 2.53 ERA) in 1956. The two-time All-Star led the majors in strikeouts both seasons (fanned 245 in 1955 and 263 in 1956). Having fanned 547 in his first 512 innings, Score never equaled his early success after being hit by a line drive on May 7, 1957, and retired in 1962 with a 55-46 mark. He began broadcasting Indians Baseball on TV in 1964, moved to radio booth in 1968 where he remained until his retirement after 1997 season, a total of 34 years as a Tribe broadcaster.

Joe Sewell (1920-31) – SS**Inducted in 1951**

After replacing Ray Chapman in 1920, the rookie helped the Indians to a pennant and World Series kick-starting his Hall of Fame career. Having amazing bat control, this shortstop set a league-record for fewest strikeouts (only four in 608 ABs in 1925; just 114 in a 7,132 career ABs) and played in 1,103 straight games (1922-1930). Sewell topped A.L. shortstops in fielding percentage three times and led the A.L. in doubles (45) in 1924. He's among the Tribe's all-time leaders in games, at-bats, runs, hits, doubles, total bases, RBI, extra-base hits, batting average and walks. His younger brother, Luke, played for the Tribe (1921-1932, 1939). Sewell was elected to the National Baseball Hall of Fame in 1977.

Louis Francis Sockalexis (1897-99) – OF**Inducted in 2006**

A Penobscot Indian from Old Town, Maine, Louis Sockalexis caused a nationwide sensation playing baseball in Cleveland in the spring of 1897 as the first American Indian to play professional baseball. Sockalexis was considered one of the top collegiate baseball players of his day, earning Hall of Fame honors at Holy Cross. "Sock" was known for his powerful bat, swiftness on the base paths, and his legendary long, accurate throws from the outfield. The Cleveland Indians organization is proud to acknowledge Louis Francis Sockalexis, a Native American who has left his mark on America's national pastime and inspired the nickname used to this very day.

Tris Speaker (1916-26) – OF**Inducted in 1951**

The legendary center fielder, acquired from the Boston Red Sox for \$50,000, was an Indians star and leader throughout his career in Cleveland. A player-manager from 1919-1926, the "Gray Eagle" led the Indians to the 1920 World Championship. He won the 1912 MVP and A.L. batting title (.387) in 1916. He is the Tribe's all-time leader in doubles (486) and outfield assists (449) and had 3,515 hits for a career .344 average. Speaker is the all-time Major League leader with 792 doubles. He was elected to the National Baseball Hall of Fame in 1937.

Andre Thornton (1977-87) – 1B/DH**Inducted in 2007**

One of the Indians' great sluggers, "Thunder" provided consistent offense for a decade. The two-time All-Star totaled 214 homers, 419 extra-base hits, 1,954 total bases and 749 RBI, playing in 1,225 games in a Tribe uniform. He hit for the cycle at Boston's Fenway Park on April 22, 1978. Thornton had 33 homers, 105 RBI in 1978; 32 homers, 116 RBI in 1982 and 33 homers, 99 RBI in 1984. His 119 home runs are the most by an Indians player at Cleveland Municipal Stadium. A man of deep faith, Andre was the recipient of the Roberto Clemente Award for playing excellence and exemplary community service in 1979.

Hal Trosky (1933-41) – 1B**Inducted in 1951**

The slugging first baseman burst on the scene in 1934 with 35 HR, 142 RBI and a .330 BA. He held the club record for single-season RBI (162) from 1936 to 1939. Led the club in HR six times and RBI five times. In his 1,124 games with Cleveland (1933-41), Trosky totaled 216 homers, 911 RBI and a .313 average. He had career highs of 42 homers, 162 RBI, 124 runs and a .343 average in 1936. His career was curtailed after the 1941 season by migraine headaches.

Early Wynn (1949-57, 1963) – RHP**Inducted in 1972**

The burly, tough hurler won 164 of 300 big league wins in an Indians uniform, including four 20-win seasons. For 10 years in Cleveland, his overall record with the Tribe was 164-102 with 10 saves and a 3.24 ERA. He led the club in innings pitched five times (1951, 1954-57) and strikeouts five times (1951-54, 1957). His 300th victory came in an Indians uniform on July 13, 1963 after a five-year stint with the White Sox. Wynn, a six-time All-Star (three with the Indians), was the Tribe's pitching coach from 1964-66. He was elected to the National Baseball Hall of Fame in 1972.

Cy Young (1889-99, 1909-11) – RHP**Inducted in 1951**

The winningest pitcher in Major League Baseball History hailed from Newscomerstown, Ohio. "Cy" established his legend with the Cleveland Spiders of the National League. He led the Spiders to a Temple Cup Championship in 1895. From 1890 to 1898, Young won 241 games with the Spiders. After 10 years away from Cleveland, he returned to pitch in 63 games for the Indians (1909-11), winning 29 of his 511 big league victories. Young's complete career record included winning 20 or more games 15 times and 30 or more five times. He was elected to the National Baseball Hall of Fame in 1937, the second year players were inducted.

FRONT OFFICE DIRECTORY

EXECUTIVE OFFICE

| | |
|----------------------|--|
| Paul J. Dolan..... | Owner/Chairman/Chief Executive Officer |
| Mark Shapiro..... | President |
| Chris Antonetti..... | Executive Vice President, General Manager |
| Dennis Lehman..... | Executive Vice President, Business |
| Bob DiBiasio..... | Senior Vice President, Public Affairs |
| Vic Gregovits..... | Senior Vice President, Sales and Business Development |
| Andrew Miller..... | Senior Vice President, Strategy & Business Analytics |
| Ken Stefanov..... | Senior Vice President, Finance and Chief Financial Officer |
| Ross Atkins..... | Vice President, Player Development |
| Jim Folk..... | Vice President, Ballpark Operations |
| Alex King..... | Vice President, Marketing & Brand Management |
| Sara Lehrke..... | Vice President, Human Resources/Chief Diversity Officer |
| Kurt Schloss..... | Vice President, Concessions |
| Joe Znidarsic..... | Vice President, General Counsel |

BASEBALL OPERATIONS

| | |
|------------------------|--|
| Mike Chernoff..... | Assistant General Manager |
| John Mirabelli..... | Senior Director, Scouting Operations |
| Mike Seghi..... | Director, Team Travel |
| Steve Lubratich..... | Director, Pro Scouting |
| Brad Grant..... | Director, Amateur Scouting |
| Ramon Pena..... | Director of Latin American Operations |
| Derek Falvey..... | Director, Baseball Operations |
| Keith Woolner..... | Director, Baseball Analytics |
| Wendy Hoppel..... | Director, Baseball Administration |
| Paul Gillispie..... | Assistant Director, Scouting |
| Carter Hawkins..... | Assistant Director, Player Development |
| Alex Eckelman..... | Advance Scouting Coordinator |
| Jason Lynn..... | Assistant Director, International Scouting |
| Victor Wang..... | Assistant Director, Pro Scouting |
| Jason Paré..... | Assistant, Baseball Operations |
| Sky Andrecheck..... | Analyst, Baseball Analytics |
| Marlene Lehky..... | Executive Administrative Assistant |
| Nilda Taffanelli..... | Administrative Assistant, Player Development |
| Dr. Charles Maher..... | Sports Psychologist & Director of Psychological Services |

BALLPARK OPERATIONS

| | |
|-------------------------|---|
| Jerry Crabb..... | Senior Director, Ballpark Operations |
| Chris Donahoe..... | Director, Maintenance |
| Seth Cooper..... | Director, Facilities |
| Brandon Koehnke..... | Head Groundskeeper |
| Brad Mohr..... | Assistant Director, Ballpark Operations |
| Willie Jenks..... | Visiting Clubhouse Manager |
| Valencia Kimbrough..... | Coordinator, Facility Maintenance |
| Steve Walters..... | Coordinator, Ballpark Services |
| Tony Medaglia..... | Coordinator of Facility Security |
| Renee VanLaningham..... | Coordinator, Game Day Staff |
| Omar Jufko..... | Dockmaster |
| Jim Goldwire..... | Front Desk Reception |
| Blanchard Jones..... | Maintenance/Custodial |
| Gary Witcraft..... | Maintenance/Custodial |
| Mohamed Lamseteff..... | Maintenance/Custodial |
| Ed Deblock..... | Maintenance/Custodial |
| Nikola Cekic..... | Maintenance/Custodial |
| Rose Pendleton..... | Maintenance/Custodial |
| Gregory Darden..... | Maintenance/Custodial |
| Rob Banaga..... | Maintenance/Custodial |
| Ron Miller..... | Maintenance/Custodial |
| Gregory Walker..... | Maintenance/Custodial |
| James Coyne..... | Security |
| Tom Simmons..... | Security |
| Dave Lisowski..... | Security |
| Sue Lasecki..... | Security |
| Vince Kellom..... | Security |

BRAND MANAGEMENT

Ashley Churchill Coordinator, Creative Services

BUSINESS OPERATIONS

Jeff Wilen Organizational Development Strategist
 Gabe Gershenfeld Strategic Analyst
 Dru Kosik Executive Assistant, Ownership & Business Operations

COMMUNICATIONS

Curtis Danburg Senior Director, Communications
 Bart Swain Director, Baseball Information
 Anne Keegan Assistant Director, Communications
 Dan Mendlik Manager, Digital Asset Creation/Team Photographer
 Court Berry-Tripp Coordinator, Baseball Information
 Joel Hammond Coordinator, Communications
 Tom Hamilton Play-by-Play Announcer
 Jim Rosenhaus Play-by-Play Announcer

COMMUNITY OUTREACH

Justin Sherman Coordinator, Community Outreach
 Nate Janoso Coordinator, Cleveland Indians Charities

CONCESSIONS

Karen Fox Merchandise Manager
 Iris Delgado Merchandise Buyer
 Bette Prendergast Purchasing Coordinator
 Nancy Schneider Retail/Concession Manager
 Jeremy Leibolt Progressive Field Manager
 Natalie Deem Progressive Field Assistant Manager
 Leslie Gusching Coordinator, Hosted Events & Catering
 Kris Roukey Coordinator, Game-Used Merchandise
 Cyndi Alexander Southpark Manager
 Nicole Mihalic Southpark Assistant Manager
 Bethany Sims Westgate Assistant Manager
 Brian Tillinger Westgate Assistant Manager
 Kyle Ostrander The Strip Manager
 Andy Attwell The Strip Assistant Manager
 Robert Avila Assistant Distribution Center Manager
 Kate Johnson Assistant Buyer
 Kristen Mascha Merchandising Assistant

CORPORATE PARTNERSHIPS

Ted Baugh Director, Corporate Partnerships
 Sam Zelasko Manager, Corporate Partnership Services
 Bryan Hoffart Senior Account Executive, Corporate Partnerships
 Dominic Polito Account Executive, Corporate Partnerships
 Penny Forster Account Executive, Corporate Partnerships
 DeLorean Davis Account Executive, Corporate Partnerships
 Julie Weaver Corporate Partnership Representative
 Raphael Collins Corporate Partnership Representative
 Kim Scott Administrative Assistant, Sales

FAN SERVICES

Dave Murray Director, Fan Services
 Angel Jefferson Manager, Fan Services
 Diana Stack-Foster Coordinator, Sales

FINANCE

| | |
|-----------------------|---|
| Sarah Taylor..... | Controller |
| Rich Dorffer..... | Senior Director, Planning, Analysis and Reporting |
| Karen Menzing..... | Manager, Accounting |
| Mary Forkapa..... | Manager, Payroll Accounting & Services |
| Diane Turner..... | Concessions Accounting Manager |
| Kim Haist..... | Senior Staff Accountant |
| Gregory Hubay..... | Senior Accountant, Payroll |
| Kristen McKee..... | Concessions Senior Accountant |
| Amy Richards..... | Staff Accountant |
| Nicole Palmer..... | Concessions Staff Accountant |
| Francine Sommers..... | Coordinator, Risk Management & Administration |
| Regina Simmons..... | Payroll Administrator |
| Kevin Liu..... | Accounts Payable Administrator |
| Donna Stasiowski..... | Administrator, Workers Compensation |
| Robert Hoekstra..... | Financial Analyst |

GOODYEAR OPERATIONS

| | |
|-----------------------|-----------------------------|
| Ryan Lantz..... | Manager, Arizona Operations |
| Fletcher Wilkes..... | Manager, Home Clubhouse |
| Barbara McKinney..... | Administrative Assistant |

GROUP TICKET SALES

| | |
|-----------------------|-------------------------------|
| John Phillips..... | Director, Group Sales |
| Jackie Plys..... | Group Sales Account Executive |
| Matt Clark..... | Group Sales Account Executive |
| Matt Gay..... | Group Sales Account Executive |
| Emily Warnick..... | Group Sales Account Executive |
| Jamison Williams..... | Group Sales Account Executive |

HUMAN RESOURCES

| | |
|----------------------|-------------------------------------|
| Jennifer Gibson..... | Manager, Training & Development |
| Mailynh Vu..... | Manager, Recruitment |
| Kathy Burrows..... | Sales Training & Development Mentor |
| Crystal Basile..... | Coordinator, Benefits |
| David Mraz..... | Human Resource Generalist |

INFORMATION SYSTEMS

| | |
|------------------------|--|
| Matt Tagliaferri..... | Director, Software Development & Support |
| Whitney Kuszmaul..... | Director, Information Technology |
| Al Fisher..... | Network Support Analyst |
| Plamen Kouzov..... | Programmer Analyst |
| Nick Korosi..... | Network Engineer |
| Joan Wojcicki..... | Programmer Analyst |
| Corey Brunstetter..... | Web Developer |
| John Dolinga..... | Telecommunications & Network Systems Analyst |
| Michael Ramirez..... | AV Engineer |
| Mathew Smith..... | Manager, End User Support |
| Jeff Coyle..... | End User Support Specialist |
| Carlos Lopez..... | End User Support Specialist |

INSIDE SALES

| | |
|----------------|-----------------------|
| Dan Hanna..... | Manager, Inside Sales |
|----------------|-----------------------|

MARKETING

| | |
|---------------------|--|
| Sanaa Julien..... | Senior Director, Marketing |
| Jason Kidik..... | Manager, Promotions |
| Annie Merovich..... | Manager, In-Game Entertainment |
| Nick Gambone..... | Manager, Productions |
| Dan Kilday..... | Mascot Coordinator |
| Anne Madzellan..... | Coordinator, Marketing & Copywriting |
| John Ely..... | Animator/Designer |
| Eric Hewitt..... | Producer, Marketing & Advertising Specialist |
| Amy Michelson..... | Producer, Long-Form Specialist |

PREMIUM TICKET SALES

| | |
|----------------------|--------------------------------------|
| Ryan Robbins..... | Director, Premium Seating & Sales |
| Marie Patten..... | Manager, Premium Seating Development |
| Jeff Wallace..... | Premium Seating Account Executive |
| Justin Rode..... | Premium Seating Account Executive |
| Jeff Kauzlarich..... | Premium Seating Account Executive |

SEASON TICKET SALES

| | |
|-------------------|---------------------------------------|
| Nick Arndt..... | Director, Season Tickets |
| Jeff Stocker..... | Account Executive |
| Dan Badders..... | Account Executive |
| Wes Hardin..... | Account Executive |
| Hank Winters..... | Account Executive |
| John Bowers..... | Client Service Specialist Coordinator |
| Becky Emery..... | Client Service Specialist |
| Mike Eppich..... | Client Service Specialist |
| Chris Zakelj..... | Client Service Specialist |

TICKET SERVICES

| | |
|--------------------|-----------------------------|
| Gene Connelly..... | Director, Ticket Services |
| Andrea Zaggar..... | Ticket Services Manager |
| Katie Smith..... | Ticket Office Manager |
| Eric Fronczek..... | Ticket Operations Manager |
| Tamara Bell..... | Ticket Services Coordinator |
| Nate Thompson..... | Ticket Services Processor |

ATHLETIC TRAINING AND STRENGTH & CONDITIONING

| | |
|----------------------|--|
| Lonnie Soloff..... | Director of Medical Services/Head Athletic Trainer |
| Jeff Desjardins..... | Assistant Athletic Trainer |
| Michael Salazar..... | Assistant Athletic Trainer |
| Joe Kessler..... | Strength & Conditioning Coach |
| Nelson Perez..... | Assistant, Strength & Conditioning Coach |
| Jim Mehalik..... | Physical Therapy Consultant |

CLUBHOUSE

| | |
|---------------------|--------------------------------------|
| Tony Amato..... | Home Clubhouse/Equipment Manager |
| Bob Chester..... | Director, Video Operations |
| Frank Velotta..... | Assistant Director, Video Operations |
| Marty Bokovitz..... | Assistant Home Clubhouse Manager |

MEDICAL STAFF

| | |
|------------------------------|---|
| Mark Schickendantz, M.D..... | Head Team Physician |
| Dr. Charles Maher..... | Director, Employee Assistance Program |
| Ronald Golovan, M.D..... | Head Team Internist & Assistant Director, Employee Assistance Program |
| Kim Stearns, M.D..... | Team Physician |
| Zenos Vangelos, D.O..... | Team Physician |
| K.V. Gopal, M.D..... | Team Physician |
| Jim Williams, M.D..... | Team Physician |
| Tom Graham, M.D..... | Team Physician |

MEDICAL STAFF CONSULTANTS

| | |
|------------------------------|----------------|
| Stephen D. Cooke, D.D.S..... | Dentist |
| Paul Hazen, M.D..... | Dermatologist |
| Nilesh Shah, M.D..... | Team Physician |
| Rick Parker, M.D..... | Team Physician |
| Brian Donley, M.D..... | Team Physician |
| Don Franklin, D.C..... | Chiropractor |

DELAWARE NORTH COMPANIES

| | |
|-------------------------|-------------------------------|
| Chris Angne | General Manager |
| Chef Ed Michalski | Executive Chef |
| Jennifer Rhodes | Director, Human Resources |
| Andrew Yantek | Operations Manager |
| Mark Pappas | Commissary Manager |
| Tom Bonds | Food and Beverage Manager |
| Mary Jo Mont | Terrace Club Manager |
| Cheryl Pierce | Club Lounge Manager |
| Jackie Galvin | Concessions Manager |
| Annette Gibson | Suites Manager |
| Ron Brummitt | Terrace Club Pub Manager |
| Chef William Conn | Suites Chef |
| Sam Chiappone | Sous Chef |
| Antonio Lunato | Sous Chef |
| Dorothy Horvath | Vending Manager |
| Peg Kalberer | Fundraising Manager |
| Jeff Russell | Assistant Suites Manager |
| Matt Gross | Assistant Suites Manager |
| Thomas Horvath | Assistant Commissary Manager |
| Jermaine Smith | Assistant Concessions Manager |
| Teri Kreig | Hosted Events Sales Manager |
| Caitlin Szpila | Human Resources Generalist |

OWNERSHIP OF THE CLEVELAND INDIANS



Paul J. Dolan

Owner/Chairman/Chief Executive Officer

Major League Baseball formally approved and announced Paul Dolan as the primary control person of the Cleveland Indians on Jan. 10, 2013, extending the Dolan family's ownership of the franchise into its 14th season. Paul will continue to serve as Chairman and Chief Executive Officer of the Indians, roles that he accepted prior to the 2011 campaign. He began as Vice President, General Counsel of the Indians upon joining the organization in 2000 and later served as the club's President from 2004-10.

Dolan was born and raised in nearby Chardon, Ohio where he attended high school at Gilmour Academy in Gates Mills. He graduated with a B.A. degree from St. Lawrence University in 1980 and received his Juris Doctorate from the University of Notre Dame's Law School in 1983. Prior to joining the Indians, Paul was a partner at Thrasher, Dinsmore & Dolan, a Chardon, Ohio based law firm.

Paul is involved with many philanthropic and civic boards throughout the Northeast Ohio community and supports many causes, as well as a variety of business interests.

Paul and his wife, Karen, reside in Geauga County with their children.

DOLAN OWNERSHIP CHRONOLOGY

May 13, 1999

Then Indians Owner Richard E. Jacobs announced that he and the Board of Directors have engaged The Goldman Sachs Group and McDonald Investments to identify potential buyers for the franchise.

November 4, 1999

Jacobs announced the company has signed a definitive agreement to sell the franchise to Lawrence J. Dolan and family trusts.

January 19, 2000

Major League Baseball Owners unanimously approve the sale of the club from Richard E. Jacobs to Lawrence J. Dolan and family trusts.

February 7, 2000

Shareholders of the Cleveland Indians Baseball Company, Inc. approve the transfer of the club from Richard E. Jacobs to Lawrence J. Dolan and family trusts. Meeting was held in the Terrace Club at Jacobs Field.

February 15, 2000

Lawrence J. Dolan and family trusts assume ownership of the Cleveland Indians franchise.

January 20, 2013

MLB Owners unanimously approve Paul J. Dolan as primary control person of the Cleveland Indians franchise.

OWNERSHIP OF THE CLEVELAND INDIANS

| | | |
|--------------------------------------|---|---|
| 1900-1916.....Charles W. Somers | 1953-1956.....Myron H. (Mike) Wilson (President) | 1977 -1978 Ted Bonda (President) |
| 1916-1922..... Jim Dunn | 1956-1962.....William R. Daley | 1978-1983..... F. J. "Steve" O'Neill |
| 1922-1927.....Estate of Jim Dunn | 1963-1966.....Gabe Paul | 1983-1986.....Estate of F. J. "Steve" O'Neill |
| 1927-1946.....Alva Bradley | 1967-1972.....Vernon Stouffer | 1986-2000.....Richard E. Jacobs |
| 1946-1949.....Bill Veeck | 1972-1976.....Nick Mileti (President) | 2000-present.....Larry Dolan, Paul Dolan and family trusts |
| 1949-1952.....Ellis Ryan (President) | | |

CLUB EXECUTIVES



Mark Shapiro

President

Mark Shapiro enters his third season as President of the Cleveland Indians after spending nine (9) seasons from 2002-2010 as Executive Vice President and General Manager. Shapiro was elevated to President following the 2010 season and is in his 22nd season overall with the organization.

As President, Mark oversees the Baseball and Business Operations Departments and recently charted the organization through a series of moves to shape and clarify its strategic vision and brand. He is also leading efforts on potential design changes and state-of-the-art upgrades to Progressive Field, while exploring ways to utilize the facility for alternate forms of revenue with the creation of the Indians Music Festival, the Frozen Diamond Faceoff

between the Ohio State and Michigan hockey teams, Snow Days and Tribe Fest.

During Shapiro's nine-year tenure as Executive Vice President and General Manager from November 2001 thru 2010 the Indians twice won 90 or more games (2005, 2007) and in 2007 the Indians captured the American League Central Division title with a Major League best-equaling record of 96-66 and advanced to within a game of the World Series. From 2004-2010, the club won 80-or-more games four times. The 96 wins in 2007 and 93 wins in 2005 respectively represent the 7th and 9th highest win totals in Cleveland Indians franchise history.

Following both the 2005 and 2007 seasons, Shapiro was named the **Sporting News** Executive of the Year, at the time the only active GM in Major League Baseball to win the award twice. He was also named the Executive of the Year by **Baseball America** in 2005. After the 2006 season, the Cleveland Indians organization was named "Organization of the Year" by **TOPPS** for the first time.

Prior to becoming General Manager, the 45-year-old Shapiro spent three seasons from 1999-2001 as Vice President, Baseball Operations/Assistant General Manager under John Hart after spending five seasons as the Tribe's Director of Minor League Operations from 1994-98.

During his tenure as Director of Minor League Operations, Mark oversaw all aspects of the Tribe's player development system and Latin American operations. He implemented the Winter Development Program, now in its 18th year, and installed a system of individual player plans for every Tribe minor leaguer in the farm system. The system he helped to create and oversee is based on a holistic philosophy of development and providing cutting-edge resources to Indians players in the mental, physical and fundamental domains; these principles remain the foundation of the club's player development system today. Mark Shapiro's career with the Cleveland Indians began in January of 1992 as an assistant in Baseball Operations.

The Baltimore, MD native played 4 years of football for the Princeton University Tigers, graduating in 1989 with a degree in history.

Shapiro's scope of work in baseball has extended beyond the Cleveland Indians. In December of 2009 he was named by Commissioner Bud Selig to the Special Committee for On-Field Matters, a 14-man panel of baseball managers and executives assembled to address on-field issues relative to Major League Baseball in its present form. He also currently serves on the Major League Baseball Ticketing Committee, which examines current marketplace ticketing issues in MLB relative to digital ticketing, alternative revenue sources and the secondary ticketing market/dynamic pricing. Mark was named to the elite "40 under 40" by **Sports Business Journal** recognizing the top 40 sports executives under the age of 40 and was on **Baseball America's** "Ten to Watch" list in 2007.

Mark's time in Cleveland has also included significant service work and charitable efforts in local communities. He is a board member of the Center for Families and Children and co-chaired a capital campaign to build that organization's current headquarters near downtown Cleveland. Additionally, Mark sits on the boards for Positively Cleveland and Recovery Resources, while serving as a member of the National Advisory Board of the Positive Coaching Alliance; in 2013, he joined other local leaders to establish a PCA chapter in Cleveland.

Mark lives in Bentleyville, OH with his wife, Lissa Bockrath, a talented Cleveland-based artist. The couple has a son, Caden (10), and a daughter, Sierra (8). His brother-in-law, Eric Mangini, is the former Head Coach of the Cleveland Browns and New York Jets and is currently an analyst with ESPN. His father, Ron, was a universally respected agent who represented Hall of Famers Cal Ripken, Jr., Kirby Puckett, Jim Palmer and Eddie Murray and has authored several books on negotiations and preparation.



Dennis Lehman

Executive Vice President, Business

Dennis Lehman joined the Indians in September 1988 as Senior Vice President, Business and was promoted to Executive Vice President, Business in December 1992. Lehman is responsible for business aspects of the organization, including ballpark operations, merchandise, food and beverage, human resources, community outreach and finance. He is also the liaison with the Gateway Economic Development Corporation of Greater Cleveland, which was responsible for the building of Progressive Field.

Prior to joining the Indians, Lehman spent eighteen years in baseball management with the Philadelphia Phillies.

Lehman is civically active in the Cleveland community, currently serving as a Board member of the Rock and Roll Hall of Fame & Museum, the Greater Cleveland Sports Commission, Business Volunteers Unlimited and Suburban Temple Kol Ami. He is a graduate of Leadership Cleveland, Class of 1991. He is Chairman Emeritus of the Cleveland Chapter of the American Red Cross; and Past Chairman of the Convention & Visitors Bureau of Greater Cleveland. Lehman's past honors include the 2000 Executive of the Year Award (Executive Women International), the 2002 DSM Award (Sales & Marketing Executives of Cleveland) and the 2009 Rays of Light Award (Suburban Temple Kol Ami).

A native of Philadelphia, Lehman is a 1973 graduate of LaSalle University with a degree in Political Science.

Dennis and his wife, Ginny, reside in Chagrin Falls with their three sons.



Bob DiBiasio

Senior Vice President, Public Affairs

Bob DiBiasio is entering his 34th season with the Indians and his 35th in Major League Baseball in 2013. He started in 1979 as Assistant PR Director, was named Director of PR in 1980, and named Vice President of PR in 1988. The Lakewood, OH native was promoted to his current position in 2011. His lone season away from the Tribe was 1987 when he served as PR Director for the Atlanta Braves.

He serves as the President of Cleveland Indians Charities, is an Honorary Member of both the Executive Board of the Boys and Girls Clubs of Cleveland, and the Board of the Cleveland Baseball Federation. He also serves on the Athletic Advisory Board of Notre Dame College (OH), and is a member of the Board of Directors of the Bob Feller Museum in Van Meter, IA.

DiBiasio was the 1999 recipient of the prestigious Robert O. Fishel Award for Public Relations Excellence in Major League Baseball. He was also inducted into the Lakewood High School Distinguished Alumni Hall of Fame in 1999. In 1986, DiBiasio was named the Public Relations Director to Sports Illustrated's Dream Team. He received the ALS Cleveland Chapter Lou Gehrig "Iron Horse" Award for Community Service in 2009, as well as the Mel Harder Distinguished Service Award for Community Involvement in 1997.

DiBiasio graduated from Lakewood High School in 1973. He earned degrees in journalism and education from Ohio Wesleyan University in 1977. While at Ohio Wesleyan, Bob was sports editor of the school paper "The Transcript"; the student Sports Information Director; and did color on OWU football and basketball broadcasts. DiBiasio also played one year of basketball and two years of baseball at OWU. In 1978 he earned his Masters Degree in journalism from The Ohio State University and started a stint as Assistant Sports Editor of the Fremont (OH) News Messenger before joining the Indians.

DiBiasio resides in Solon, OH with his wife, Penny, and their children, Julie and Patrick.



Vic Gregovits

Senior Vice President, Sales & Business Development

Vic Gregovits begins his ninth season with the Indians. As Senior Vice President of Sales & Business Development, Vic oversees all aspects of sales including Indians ticket sales (premium seating, seasons, groups and single-game sales), corporate partnerships, ticket services and fan services.

This is Vic's second stint with the Indians organization, having previously spent six seasons with the club from 1990 thru 1995 as Director of Ticket Sales, overseeing the sales and operations of the ticketing and premium seating areas. During his first tenure Vic's efforts helped the Indians set franchise records for both season and group sales as the team made a successful move from Cleveland Stadium to Jacobs Field.

After leaving the Indians he became the Vice President of Sales for the Philadelphia Eagles, where he was responsible for all aspects of ticket sales and premium seating. In 1997 Vic was hired as the Vice President of Marketing and Broadcasting for the Pittsburgh Pirates. In this capacity he managed all advertising, broadcasting, corporate partnerships, premium seating and ticket sales.

Most recently Vic was the Chief Executive Officer of the Island Sports Center at Robert Morris University in Pittsburgh, PA, where he oversaw all aspects of the sports complex operation - including advertising, marketing, facility management, memberships and leagues, retail and coordination of the Sports Center's use by University athletics.

Gregovits, 51, holds a Bachelor of Science degree in Business Administration with a Sport Management Major from Robert Morris University. He is a member of the Board of Trustees at Robert Morris University and was elected to the Robert Morris University Sport Management Hall of Fame in 2006. Gregovits began his professional career with the Minnesota Strikers indoor soccer team in 1986 where he worked for one season before joining the Cleveland Cavaliers basketball club as a sales executive.

Vic and his wife, Patty, have two children (Jason, Samantha) and reside in Avon Lake, OH.



Andrew Miller

Senior Vice President, Strategy & Business Analytics

Andrew Miller begins his eighth season with the Cleveland Indians and his first since being named Senior Vice President of Strategy & Business Analytics.

In his new position, Miller will lead strategic planning, research and analysis in all areas related to business operations. In addition, he will continue to advise the Baseball Operations department on negotiations and strategic issues. Andrew will continue to report directly to Indians President Mark Shapiro, whom he has supported for the past two years in the position of Assistant to the President.

Miller joined the Indians organization in 2006, serving as Baseball Operations Assistant for the 2007 season and Assistant Director of Baseball Operations for the 2008 and 2009 seasons before being promoted to assist Shapiro during his transition to team President. In his roles within Baseball Operations, Miller was involved in every aspect of the Club's Major League team operations, focusing on financial, contractual and strategic elements of player acquisitions and negotiations. He was also instrumental in the development, construction and operations of the Club's Goodyear Player Development Complex in Arizona.

Prior to joining the Indians in 2006, Andrew spent nearly 7 years working in the investment banking and venture capital industries before completing a JD-MBA at Northwestern University in 2007. Andrew graduated with a BS in Business Administration in 1997 from the Haas School of Business at UC Berkeley, where he also spent 4 years as a left-handed pitcher on the Cal baseball team.

Andrew's brother, Geoff, is the Mental Skills Coach for the Atlanta Braves, having spent the previous 6 seasons in a similar role for the Pittsburgh Pirates and Washington Nationals.



Ken Stefanov

Senior Vice President, Finance & Chief Financial Officer

Ken Stefanov, entering his 23rd season with the Cleveland Indians, joined the club in November, 1990 as Controller and was later promoted to Vice President, Finance and Chief Financial Officer in January, 1995. Ken began his career with the Indians in March, 1990 as an intern in the Community Relations Department. Stefanov oversees the Finance Department and all Risk Management areas of the organization, including player-related insurance issues.

Over the course of his tenure at the Indians, Stefanov has been involved with many major financial and operational projects of the club, which included the planning and financing of Jacobs Field (now called Progressive Field), taking the Indians public on the NASDAQ exchange in 1998, taking the Indians private during the Dolan Family purchase of the club in

2000 and playing a major role in the transition of the Indians' Spring Training operations from Florida to Arizona in 2009. Ken is currently a member of the Major League Baseball League-Wide Insurance Committee and heads up an eight team regional CFO group comprised of eight Midwest MLB teams, which meets monthly to discuss various baseball financial and operational issues.

Prior to joining the Indians, Ken was employed with the Audit Division of Arthur Andersen & Co. from 1979-1982, and worked in several different financial positions with the May Department Stores in Cleveland from 1982-1989.

Stefanov, born and raised on the southeast side of Cleveland, is a graduate of Holy Name High School. He attended Bowling Green State University and graduated with a degree in Accounting in 1979. Ken subsequently received his masters degree in sports administration from Kent State University in 1990. He is also a non-practicing Certified Public Accountant in the state of Ohio.

Ken currently serves on the board of the Cleveland Animal Protective League and is active with Cleveland Indians Charities events. Past affiliations with other boards include the Achievement Centers for Children and the Northeast Ohio Leukemia and Lymphoma Society. His hobbies include reading, music, movies and golf.

Ken resides in Brecksville, Ohio with his wife, Kathy Roberts.



Jim Folk

Vice President, Ballpark Operations

Jim Folk enters his 32nd season in Major League Baseball and his 22nd with the Cleveland Indians. Folk joined the organization in June of 1992 as Director of Ballpark Operations and was elevated to Vice President of Ballpark Operations in November of 2001.

In his role, Jim is responsible for all activities at Progressive Field - including ushering, security and police, guest services, construction & renovation, maintenance, custodial, playing field, and parking. He works with Gateway on lease and management issues and with the city of Cleveland on the staffing of the public safety crews around Progressive Field. Jim was heavily involved in the design and construction activities of the ballpark and oversaw the 1993 final series at Cleveland Stadium and 1994 opening at then Jacobs Field. He was the Cleveland

Indians Project Manager for the Goodyear Spring Training/Player Development Complex and Ballpark, overseeing design and construction activities on behalf of the club, and is now responsible for the club's Arizona operations.

The Naperville, Illinois native's career in baseball began with the Chicago White Sox in 1979. He worked for the Sox for 10 seasons, spending five from 1984-88 as the Assistant Director of Ballpark Operations. Prior to joining the Indians he was the Director of Operations of the Florida Suncoast Dome (now Tropicana Field) from 1989-92 where he was involved in the construction and opening of the dome in 1990.

Jim, who earned a degree from Loyola University of Chicago in 1984, is a member of the American Society of Industrial Security, International Association of Venue Managers, National Fire Protection Association, Stadium Managers Association, National Center for Spectator Sports Safety and Security Lab Advisory Council, and serves on several advisory committees to Major League Baseball's Security & Facility Management Department. He is the Past President of the Stadium Managers Association, Past Chairman of the Board of Directors of Saint Joseph Academy in Cleveland and immediate Past Chair of the Historic Gateway Neighborhood Corporation Board of Trustees.

He resides in Westlake with his wife, Sue, and daughters, Kelly and Erin.



Alex King

Vice President, Marketing & Brand Management

Alex King is approaching his 3rd season with the Indians organization after being elevated to Vice President of Marketing & Brand Management prior to the 2013 campaign.

During the 2011 and 2012 seasons, Alex served as Director of Brand Management and was responsible for creating and directing all aspects of brand development, maintaining and executing brand standards, and working with internal departments and outside partners to ensure consistency of brand messaging across all mediums. During his time as Director of Brand Management, Alex focused on creating and executing new fan research capabilities, developing consistent brand standards, and establishing ROI metrics for all advertising & promotional activities. In his current role as Vice President of Marketing and Brand

Management, Alex oversees all aspects of Communication, Marketing and Branding for the organization.

Prior to joining the Indians, Alex spent 10+ years in marketing and branding, including each of the last five at Procter & Gamble. Alex received his undergraduate degree in Economics from The University of Dayton where he graduated cum laude and received his MBA from The University of Chicago with concentrations in Marketing and Finance.

Alex resides in Shaker Heights with his wife, Kelly, and their daughter, Mallory.



Sara Lehrke

Vice President, Human Resources & Chief Diversity Officer

Sara Lehrke is currently in her 27th season with the Indians organization, her third as Vice President of Human Resources and Chief Diversity Officer.

Lehrke began her career with the Indians in 1985 as Administrative Assistant to the Vice President of Business. She has also worked in Ballpark Operations, Personnel and Benefits and was responsible for the creation of the Customer Service department for the Club.

As Vice President, Human Resources and Chief Diversity Officer, Lehrke is responsible for all aspects of employee recruitment, training, development and compensation for the organization. Her responsibilities include the coordination, delivery and compliance of all employee benefits, compensation and employee development. She also assists in the negotiations with various labor unions representing the employees of the Cleveland Indians. Sara's leadership role as Chief Diversity Officer led to the development and execution of an exemplary Diversity Plan that formed the foundation for more diverse business partnerships with the club, while celebrating the many different cultures of our team at Progressive Field.

Lehrke's determination and the company's investment in their employees have resulted in the club being named 2009, 2011 and 2012 Northcoast 99 Award recipients. In 2009, 2010 and 2011, the Indians organization was recognized as Best in Class for Workforce Diversity by the Commission on Economic Inclusion, as well as being named to the Commission 50 for Advancing Inclusion and Achieving results. The Cleveland Museum of Natural History has recognized the club as part of their Wellness @ Work Awards, placing 3rd in 2009 and 1st in 2010.

In 2004, she was recognized by the YWCA as a "Woman of Excellence" Award winner. Lehrke is a 2007 Alumni of LeadDIVERSITY sponsored by The Diversity Center of Greater Cleveland and is a graduate of Leadership Cleveland's Class of 2012. Lehrke serves on the Board of Directors for The Diversity Center of Northeast Ohio and on the Human Resources Committee for the Ronald McDonald House while also being active in her church.

A native of Lakewood, OH, Lehrke currently resides in North Ridgeville, OH with her husband, Dale, daughter, Jessy, and son, Ben.



Kurt Schloss

Vice President, Concessions

Kurt Schloss is entering his ninth season with the organization and his first in the newly created role as Vice President, Concessions, overseeing the Retail, Food and Beverage and Corporate Purchasing for the club.

A retail and wholesale veteran of more than 17 years prior to the Indians, Kurt joined the club in August 2004 as the Director of Merchandising, overseeing all aspects of the Mall Store, Ballpark and Spring Training retail businesses. He held that position for two seasons before being elevated to Senior Director and taking on Corporate Purchasing for the team.

In Kurt's new role, he will continue to oversee Merchandising and Corporate Purchasing while adding oversight of the Food and Beverage business to his responsibilities. Reporting to

Dennis Lehman, Kurt serves on the Strategy and Investment Committees and also helped to lead the Indians Snow Days and Frozen Diamond Faceoff projects, along with the development and execution of the Indians Youth Baseball program and the successful Round Up for Charity initiative, which has brought in more than \$50,000 annually since inception.

Kurt is a graduate of THE Ohio State University, with a BA in Organizational Communication. He resides in Bath, OH with his wife, Linda, and their three boys, Jack, Robert and Michael.



Joe Znidarsic

Vice President, General Counsel

Joe Znidarsic is in his 10th season as the club's Vice President, General Counsel.

Joe previously served as lead legal counsel for the Lawrence Dolan family in the acquisition of the Cleveland Indians franchise and remained as the Indians' outside legal counsel until 2004 when he was promoted to his current position as chief legal counsel for the club. Joe also played a significant role in the planning and creation of SportsTime Ohio, the Dolan family-owned regional sports network that was acquired by FOX Sports Ohio in December 2012.

A native of the Cleveland area, Joe attended St. Joseph High School (now Villa Angela-St. Joseph) and graduated from Bowling Green State University in 1973 with a degree in business administration. He attended law school at Case Western Reserve University,

graduating in 1976.

Znidarsic remains a partner of the Chardon, Ohio law firm of Thrasher, Dinsmore & Dolan, which he joined in 1977. During his years practicing law Joe developed significant experience counseling business clients in the areas of mergers, acquisition, governance, finance, income tax and estate planning.

Joe and his wife, Jill, live in Lake County. He is an active participant in many charities, local boards and business groups.



Curtis Danburg

Senior Director, Communications

Curtis Danburg will be entering his 18th season with the Cleveland Indians.

In his current role as Senior Director of Communications, he oversees Corporate Communications, Baseball Information, Broadcasting, Digital Media and Digital Assets (historical archiving, photography, digital signage). He began his career with the organization spending three years of interning in the Indians Media Relations Department before becoming a full-time member of Media Relations in 1998. He transitioned in 2005 to lead Corporate Communications and Digital Media, areas still under his direction. Danburg also spent seven seasons (2005-2011) overseeing Creative Services for the Indians before being promoted to a leadership role with the entire Communications division in 2011.

A native of Mentor, OH, Curtis graduated from Bowling Green State University in 1996, majoring in Sports Management. He serves as a Board Member for Guidestone Ohio and Baseball Heritage Museum.

Curtis and his wife, Danielle, reside in Fairview Park, OH with their two children, Tyler and Hannah.



Mike Hargrove

Special Advisor

Cleveland Indians Hall of Famer Mike Hargrove enters his third season since rejoining the organization as Special Advisor in 2011.

Hargrove was previously a member of the Indians family for 21 seasons from 1979 to 1999, spending 8 ½ seasons as Indians Manager from 1991-99. The 63-year old Perryton, TX native compiled a record of 721-591 (.550) for the Tribe, posting the 2nd highest managerial win total in franchise history behind Lou Boudreau's 728 victories. Hargrove led the Indians to five straight American League Central Division titles from 1995-99 and two American League Pennants in 1995 & '97, the only manager in club history to win multiple AL titles.

Hargrove also spent four seasons (2000-03) managing the Baltimore Orioles and three seasons with the Seattle Mariners (2005-07), recording a career Major League managerial record of 1188-1173 (.503) over 16 seasons. Mike played for the Indians from 1979-85 and was named Indians "Man of the Year" in 1980 & 1981 and won the Frank Gibbons "Good Guy" Award in 1985. He finished his major league career as a .290 (1614-5564) hitter in 1666 games from 1974-85, earning A.L. Rookie of the Year honors with Texas in 1974 (.323, 4HR, 66RBI). Mike led the A.L. with a .432 OBP in 1981. His best year in Cleveland was 1980 when he hit .304 with 11 HR, 86 runs and 85 RBI.

The 2008 Indians Hall of Fame inductee fulfills a variety of roles for the organization, as Hargrove assists Terry Francona and his coaching staff in spring training, provides guest color commentary on a number of telecasts throughout the season, and serves as a key resource for the many business, community and charitable endeavors of the franchise.

Mike lives in Richfield with his wife, Sharon. They have five children and ten grandchildren. The couple grew up in Perryton, Texas and are active in many local charities, including Make-A-Wish Foundation, Providence House, Aluminum Cans for Burned Children, Coats for Kids, ALS, Cystic-Fibrosis and Our Lady of the Wayside.

BASEBALL OPERATIONS



Chris Antonetti

Executive Vice President and General Manager

Chris Antonetti enters his third season as Executive Vice President and General Manager of the Cleveland Indians after being elevated to the position following the 2010 campaign. It is his 15th season overall with the franchise after spending nine years as Assistant GM and, later, Vice President of Baseball Operations from 2002-10.

Antonetti, 38, joined the Indians organization prior to the 1999 season as an assistant in the Baseball Operations Department. He was promoted to Director of Major League Operations in August 2001, Assistant GM in January 2002 and Vice President in March 2007.

As Assistant GM, Chris helped Mark Shapiro orchestrate the team's historic rebuilding efforts between 2002 and 2004 that rapidly transformed an aging roster back to postseason contention. Between 2005 and 2007, the club had baseball's fifth highest winning percentage, matched only by teams that spent, on average, \$260 million more over those three years. In 2007, the Indians led the Major Leagues in wins and reached the ALCS for the first time since 1998.

Most recently, Antonetti oversaw a strategic reshaping of the Indians Major League club, which began with naming Terry Francona, a two-time World Series champion with 30+ years of professional baseball experience, as Indians manager on Oct. 8, 2012. This effort was followed by a series of moves to bolster the Tribe's 40-man roster, acquiring Matt Albers, Mike Aviles, Trevor Bauer, Yan Gomes, Bryan Shaw and Drew Stubbs through trades, while adding Brett Myers, Mark Reynolds and Nick Swisher via free agency. In previous seasons, Antonetti was also instrumental in helping to engineer trades that brought Michael Brantley, Asdrubal Cabrera, Carlos Carrasco, Ubaldo Jimenez, Corey Kluber, Lou Marson, Justin Masterson, Zach McAllister, Chris Perez, Carlos Santana and Joe Smith to Cleveland.

Along with John Mirabelli and Brad Grant, Antonetti has helped re-frame the club's amateur scouting processes and acquisition strategies. In the last five years, the club has added the likes of Jesus Aguilar, Cody Allen, Scott Barnes, Lonnie Chisenhall, Jason Kipnis, Francisco Lindor, Tyler Naquin, Dorssys Paulino, Ronny Rodriguez and Danny Salazar - all of whom have already impacted the Major League club or currently reside among the organization's top 10 prospects entering 2013 according to *Baseball America*.

Chris began his career in professional baseball in the summer of 1997 as an intern with the Montreal Expos in West Palm Beach, FL. He was later hired as Assistant Director of Player Development with the Expos in November 1997 and served in that position until joining the Indians staff.

He graduated magna cum laude from Georgetown University in 1996 with a degree in business administration and earned a master's degree from the University of Massachusetts in sports management the following year. At Georgetown he was a student manager for the men's basketball team for one and a half years under John Thompson Jr.

Chris and his wife, Sarah, live in Westlake, OH with their daughters, Mya and Ella.

GENERAL MANAGERS OF THE CLEVELAND INDIANS

| | | |
|---------------------------------|--|---|
| 1903-27..... Ernest S. Barnard | 1957-61 Frank Lane | Sept. 18, 1991 - Oct. 31, 2001 John Hart |
| 1916-17 Bob McRoy | 1961-73 Gabe Paul | Nov. 1, 2001 - Oct. 3, 2010 Mark Shapiro |
| 1927-35 Billy Evans | 1973-85..... Phil Seghi | Oct. 4, 2010 - present Chris Antonetti |
| 1935-41 C.C. Slapnicka | Mar. 8, 1985 - Dec. 18, 1987 Joe Klein | |
| 1941-46 Roger Peckinpaugh | Nov. 2, 1987 - Sept. 18, 1991 Hank Peters | |
| 1946-49 Bill Veeck | | |
| 1950 -57 Hank Greenberg | | |



Mike Chernoff

Assistant General Manager

Mike Chernoff is in his tenth season with the Cleveland Indians and his third as the club's Assistant General Manager after being elevated to the position in October 2010.

Chernoff was previously the Tribe's Director of Baseball Operations over four seasons from 2007-10 after spending the 2005-06 campaigns as the Assistant Director of Baseball Operations. His tenure with the organization started in June 2003 when he began an internship in Baseball Operations.

As Assistant General Manager, Mike is involved in all aspects of baseball operations and primarily serves to assist Executive VP & GM Chris Antonetti in all player acquisitions, contract negotiations, player evaluations, and the day-to-day operations of the Baseball Operations

Department. He also oversees the club's professional scouting, baseball analytics and video scouting within the Baseball Operations Department and is responsible for the interpretation and implementation of Major League waiver and option rules. This offseason, Chernoff assisted with a variety of strategic moves that impacted the Indians Major League team, including the hiring of Terry Francona and numerous player acquisitions via trade, waiver claim and free agency.

Mike played four years of varsity baseball as a middle infielder at Princeton University and served as captain of the team as a senior. He earned a degree in economics with a certificate in finance from the Ivy League institution in June 2003.

Mike and his wife, Sarah, reside in Beachwood with their son, Brody. His father, Mark, is the Vice President of Programming at WFAN in New York City.



Ross Atkins

Vice President, Player Development

Ross Atkins begins his third season as the club's Vice President of Player Development and 13th overall as a member of the Indians front office.

Atkins oversees all elements of the Tribe's Player Development system, including the organization's six (6) minor league affiliates and all Latin American Operations. The Indians player development system is based upon a holistic developmental philosophy that focuses upon providing Indians' players with cutting edge resources in the mental, physical and fundamental domains from the day they sign with the organization throughout their stay in the Tribe's minor league system.

The Indians Player Development system has made significant contributions to the club's Major League roster, as recent seasons have seen the likes of Cody Allen, Scott Barnes, Lonnie Chisenhall, Nick Hagadone, Frank Herrmann, David Huff, Jason Kipnis, Vinnie Pestano, Cord Phelps and Josh Tomlin all make their respective big league debuts for Cleveland. Following Double-A Akron's 2012 Eastern League title, the Indians Player Development system has now produced at least one league championship in four consecutive seasons.

In addition to developing players, the Indians Player Development system has placed several of its staff members on Major League coaching staffs over the last few seasons, including Mickey Callaway and Mike Sarbaugh on Terry Francona's current staff, as well as Jake Beiting (HOU), Dave Hudgens (NYM), Rob Leary (FLA) and Charles Nagy (ARI).

Atkins, 39, was elevated to his current position after serving as the Indians Director of Player Development from 2007-10. He also spent three seasons from 2004-06 as the club's Director of Latin American Operations after supporting John Farrell from 2001-03 as the Assistant Director of Player Development.

Ross pitched for five seasons from 1995-99 in the Tribe's minor league system after being selected in the 38th round of the 1995 draft, spending his last two seasons at AA Akron. He compiled a career minor league mark of 37-32 with a 4.13 ERA in 141 games/66 starts. Upon the completion of his playing career, he spent the 2000 season as a pitching coach and translator/English instructor for Danys Baez during his transition from Cuba to the United States during his first pro season. He has also served as a pitching coach in the Florida Instructional League in 2000 and 2001.

Atkins attended Coral Gables (FL) High School outside Miami and then spent four years playing baseball for Wake Forest University, where he received a bachelor's degree in economics and was a member of the Atlantic Coast Conference Honor Roll.

Ross resides in Cleveland with his wife, Christine, and their daughters, Jane & Marita.



John Mirabelli

Senior Director, Scouting Operations

John Mirabelli begins his 14th season in charge of the club's Scouting Operations Department. He served as Assistant General Manager from 2002-10 after joining the organization in 2000 as the Indians Director of Scouting.

Mirabelli, 52, has taken on an expanded role in the procurement of amateur and professional talent, both in the United States and abroad. John directly oversees and manages the scouting and acquisition efforts in the domestic and international markets for the club. The club continues to operate heavily in Latin America and the Pacific Rim as evidenced in the recent amateur signings of Dorsyss Paulino (Dominican), Chiang Shao-Ching (Taiwan), Chen Chang Lee (Taiwan), Chun Chen (Taiwan) and Toru Murata (Japan). Additionally, he

assists General Manager Chris Antonetti in all player acquisitions relative to the 40-man roster and minor league system. He continues to oversee and assist Brad Grant in the First-Year Player Draft, which has resulted in a number of highly-regarded classes (named best MLB Draft in 2010 by **Baseball America**).

The Pittsburgh, PA native spent the 1998-99 seasons as the National Crosschecker in the Detroit Tigers Scouting Department. Prior to his stint as crosschecker he spent the 1997 season as the South East Supervisor for the Tigers and before that was an Area Scout with Detroit from 1990-96. Detroit's 1997 & '98 first round picks (RHP Matt Anderson & RHP Jeff Weaver) each made it to the big leagues during their first professional seasons and in 1997 he signed the Tigers' 6th round pick, RHP Brian Moehler. He was named Detroit's Scout of the Year in 1996 and in 1997 the Tigers were named Organization of the Year by **Baseball America**.

John played his collegiate ball at North Carolina State University and played professionally in Italy for two seasons in 1983-84 before returning to his alma mater, spending six seasons from 1985-90 as the Pitching Coach/Recruiting Coordinator with the Wolfpack before becoming an area scout with the Tigers after the 1990 draft. While at North Carolina State, John received a bachelor's degree in business management.

He and his wife, Mirella, reside in Westlake and have two children named Tina (22) and Tommy (19). Tommy is a freshman at the University of Kansas after being selected by Pittsburgh in the 24th round of the 2012 First-Year Player Draft.



Brad Grant

Director, Amateur Scouting

Brad Grant begins his 20th season with the Indians and his sixth as Director of Amateur Scouting after being named to the position in November of 2007. He spent the previous eight seasons as the club's Assistant Director of Scouting.

Brad directs all elements of the First-Year Player Draft— providing evaluations and managing the club's fifteen (15) Area Scouts and six (6) Crosscheckers around the United States, Puerto Rico and Canada in advance of the June draft.

Grant has overseen five drafts that are generally regarded as some of the most successful in Cleveland's draft era, while securing a number of international free agent signings. Collectively, those efforts have yielded the likes of Jesus Aguilar, Cody Allen, Scott Barnes,

Lonnie Chisenhall, Jason Kipnis, Francisco Lindor, Tyler Naquin, Dorsyss Paulino, Ronny Rodriguez and Danny Salazar - all of whom have already impacted the Major League club or currently reside among the organization's top 10 prospects entering 2013 according to **Baseball America**. The same publication rated the Tribe's 2010 draft the best among baseball's 30 organizations.

Grant's tenure with the Indians began in 1994 as an intern in the marketing department. He started his career in the baseball operations department in 1995 as the intern in scouting and then moved to a full-time position as Assistant, Scouting Operations in 1996. In 1999 he was appointed to the position of Assistant Director of Scouting.

He graduated in 1994 from Miami University with a Bachelor of Arts degree in communications. He swam 4 years at Miami and was a high school All-American swimmer at University School in Hunting Valley, OH.

Brad resides in Rocky River, OH with his wife, Kate. They have a daughter, Margaret (11), and a son, Will (7). His brother-in-law, Lee MacPhail, is currently a scout for the Seattle Mariners.



Steve Lubratich

Director, Pro Scouting

Steve Lubratich enters his 12th season with the Indians organization and first as Director of Pro Scouting after spending the previous 11 years as Director of Player Personnel. In his new role, Lubratich will oversee all phases of the organization's professional scouting efforts. The 2013 season will mark his 37th year in professional baseball.

Prior to joining the Indians, Lubratich served as the Assistant General Manager for the Detroit Tigers for six seasons from 1996-2001. With the Tigers he assisted then General Manager Randy Smith in all phases of the club's baseball operations department.

Lubratich's professional playing career began in 1977 out of the University of California-Riverside. He appeared in 64 games for the California Angels in 1981 and '83 while in between leading the

Pacific Coast League in doubles (43) & hits (181) for Spokane in 1982. He joined the Padres organization in 1985 as a player/coach before launching into a minor league managerial career from 1988-91 in the San Diego system. During his tenure as coach and manager in the Padres minor league system he helped develop future major leaguers Roberto & Sandy Alomar, Joey Cora, Bip Roberts, Shane Mack, Jose Valentin, Doug Brocail & Ricky Bones.

In his first season of managing at Spokane in 1988, he led the club to the Northwest League title before moving on to Class A Riverside in 1989 and to AA Wichita in 1990-91. He was an advance scout with the San Diego Padres from 1992-94 before serving as Randy Smith's Assistant General Manager in 1995 before he and Smith moved on to the Tigers from San Diego.

Steve was a NCAA Division II All-American shortstop at the University of California-Riverside in 1977 and was later inducted into the UC-Riverside Sports Hall of Fame.

Steve and his wife, Deborah, reside in Lee, NH. Steve has two adult children, Brandt and Natalie, and one grandson.



Derek Falvey

Director, Baseball Operations

Derek Falvey begins his sixth season with the Indians and second as the Director of Baseball Operations after being named to the position in December of 2011.

As Director of Baseball Operations, Derek contributes to all aspects of amateur and professional player procurement and assists Chris Antonetti and Mike Chernoff in financial, statistical, and contractual dealings. He also oversees the Baseball Operations' internship program and works closely with the organization's Professional Scouts.

Falvey's tenure with the organization started in November 2007 when he began an internship in Baseball Operations. In his first three years with the club, Derek assisted both the Amateur and International Scouting Departments before spending the 2011 season as Assistant

Director of Baseball Operations.

Derek played varsity baseball as a pitcher at Trinity College in Hartford, CT where he earned a degree in economics in June 2005. After graduating, Falvey returned home to the Boston, MA area where he worked until joining the Indians in the fall of 2007.

Derek resides in Rocky River, OH with his wife, Meghan.



Ramon Pena

Director, Latin American Operations

Ramon Pena is beginning his fourth season as the club's Director of Latin American Operations after being named to the post on November 6, 2009.

Ramon is a well-respected veteran entering his 32nd season of professional scouting whose career has included 4 years with the Kansas City Royals (1982-85), 21 years with the Detroit Tigers (1986-2006) and 3 years with the New York Mets (2007-09). During his time with the Tigers, he was elevated from an area scouting position in Latin America to Special Assistant to GM Dave Dombrowski and then held the same role in support of GM Omar Minaya upon his transition to the Mets. Pena has covered territories in Europe, Japan, Korea, Taiwan, Australia and the Northeast U.S., signing more than 50 players that have reached the Major

League level, including: Danny Bautista, Frank Catalanotto, Francisco Cordero, Juan Encarnacion, Bobby Higginson, Omar Infante, Jose Lima, Fernando Rodney and Ramon Santiago, to name a few. Ramon was honored as Detroit's 1997 scout of the year. He served as the Sports Advisor to former Dominican Republic President Leonel Fernandez for eight years and is currently holding the same position with newly elected President Danilo Medina. He has worked as GM for four different Dominican Winter League Clubs, Caimanes (1985-1986), Toros (1988-1989), Escogido (2000-2002) and Gigantes (2008-2009).

Ramon was born in Moca, Dominican Republic and was raised in New York City. He attended DeWitt Clinton HS, where he earned letters in track & field and baseball. He attended Central Arizona JC and later the University of Tampa, where he played baseball. He then signed with Pittsburgh and played two minor league seasons (SS & OF). Ramon lives in Santo Domingo, DR with his wife, Deyanira, and has eight children: Lani, Randy, Senoni, Eric, Kelly, Ramon Jr., Brian and Nomar.



Wendy Hoppel

Director, Baseball Administration

Wendy Hoppel begins her 29th season in the Indians Baseball Operations department and her 11th season as the club's Director of Baseball Administration after being promoted to the position on May 31, 2000.

As Director of Baseball Administration she oversees all facets of the organization's administrative support, concentrating in the areas of minor league player contracts and financial administration. Specifically, she manages the budgets for the major league club and the Tribe's player development system, as well as the contract tenders/payroll of the minor league domestic and foreign players. In addition, she coordinates all of the travel and living arrangements among the six (6) minor league clubs and the organization's 150+ minor

leaguer players during spring training and the regular season; processes the working visas for the club's foreign-born players; and coordinates and administers the Major League Baseball College Scholarship plan for former and current Cleveland Indians' players.

Wendy's tenure with the club began in June of 1984 when she was hired as an assistant to then Farm & Scouting Director Bob Quinn. Hoppel earned a degree in applied business from Bowling Green State University after graduating from Bowling Green Senior High School.

Wendy resides in Lakewood with her daughter, Grace.



Keith Woolner

Director, Baseball Analytics

Keith Woolner enters his seventh season leading the Baseball Analytics group, having joined the Indians organization in 2007. He is responsible for developing innovative ways to organize, analyze and present information to support baseball decision-making. He leads a team of analysts who study statistical data, scouting reports, medical histories and contract information to assist with in-game strategy, player acquisition and forecasting future performance.

Prior to joining the Indians, Keith was Director of Research & Development at **Baseball Prospectus** for 10 years. He has co-authored 10 books, including several editions of the **Baseball Prospectus** annual and the award-winning *Baseball Between The Numbers*. Keith

is the inventor of VORP (Value Over Replacement Player), a well-known sabermetric statistic. He worked in the software industry for 15 years before joining the Indians, including stints at Oracle and SAS Institute.

He holds dual Bachelor's degrees in Mathematics with Computer Science and Management Science from the Massachusetts Institute of Technology (M.I.T.), and a Master's degree in Management Science & Engineering from Stanford University.



Paul Gillispie

Assistant Director, Scouting

Paul Gillispie begins his seventh season with the Indians and fifth as the Assistant Director of Scouting after being named to the position in December 2008. In this role, Paul assists Director Brad Grant with managing the Amateur Scouting staff, in addition to helping with the coordination and execution of the MLB First-Year Player Draft. He also provides player evaluations and will supervise the scouting efforts in the Upper Midwest and Northeast regions for the 2013 season. Before becoming Assistant Director, Paul was the club's Area Scout for Georgia, South Carolina and Northern Florida. Gillispie's tenure with the Indians started in November 2006 when he began an internship in Baseball Operations.

Paul graduated from the University of Virginia with a degree in American Politics and played for the Cavaliers baseball team, including being named the captain for the 2003-04 season. He was an assistant baseball coach for Oakton High School in 2006 when they were Virginia State runner-ups. He is a member of the Buck O'Neil Professional Scouts and Coaches Association.

Paul is single and resides in Cleveland.



Carter Hawkins

Assistant Director, Player Development

Carter Hawkins begins his sixth season with the Indians and third as Assistant Director of Player Development after being named to the position in October of 2010. Carter began his tenure with the Indians in 2008 as the Advance Scouting Intern and progressed into a full-time role in Professional Scouting in 2009.

As the Assistant Director of Player Development, Carter assists Ross Atkins in the design and execution of all elements of Player Development policies, procedures and processes as well as in the management of all Player Development Staff.

Carter graduated magna cum laude from Vanderbilt University in 2007 with a degree in Human and Organizational Development and was a 4-year letter winner as a catcher for the Commodore baseball team.



Alex Eckelman

Advance Scouting Coordinator

Alex Eckelman begins his fourth season with the Indians and his second as Advance Scouting Coordinator. In this role he is responsible for managing the club's advance scouting process and assisting the Major League coaching staff with scouting and analysis both at home and on the road. Eckelman originally joined the Indians organization in 2010 as an Advance Scouting Intern and transitioned into the role of Assistant Director, Pro Scouting in 2011, handling analysis and Major League advance reports on upcoming opponents while also assisting with oversight of the club's Pro Scouting operations.

Alex, 38, played professional baseball for nine years from 1997-2005 in the Houston and St. Louis organizations including parts of three seasons at the Triple-A level. Following his playing career he coached in the Astros system in 2007. Alex graduated from The Ohio State University, where he played varsity baseball from 1994-97 and was elected to the Varsity "O" Hall of Fame in 2006 in a class that included Eddie George. He concluded his minor league career with a batting average of .274 (706-2578) in 804 games.

Alex and his wife, Katie, have two children, Mason and Samantha.



Jason Lynn

Assistant Director, International Scouting

Jason Lynn begins his sixth season with the Indians and first as Assistant Director of International Scouting after being named to the position in December 2012. Jason began his tenure with the Indians in 2008 and spent three years working in Player Development and Scouting before accepting a full time role in 2011 as the Scouting Operations Assistant.

As the Assistant Director of International Scouting, Jason assists in managing the organization's International Scouting personnel and scouting efforts of both Professional and Amateur players in a variety of countries, including Japan, Korea, Cuba, Taiwan, Australia and Europe.

A 2007 graduate of Babson College, Jason received a degree in Business Management and was also a member of the National Society of Collegiate Scholars.

Jason is single and resides in downtown Cleveland.



Victor Wang

Assistant Director, Pro Scouting

Victor Wang enters his fifth season with the Indians and first since being elevated to Assistant Director of Pro Scouting. In his current role, Victor supports the day-to-day scheduling and coordination of the Tribe's professional scouts, assists with scouting coverage and fulfills a variety of other responsibilities within the Baseball Operations Department.

Wang joined the Cleveland organization in a full-time capacity in June 2012 as a Baseball Operations Assistant after spending the previous three summers as a Baseball Operations & Analytics Intern. Prior to joining the Indians, Victor wrote for the *Hardball Times*.

Victor grew up in Bloomington, Minnesota and later graduated from Northwestern University in June 2012 with a BA in Economics. He currently resides in downtown Cleveland.



Dr. Charles Maher

Sport Psychologist and Director of Psychological Services

Charlie Maher enters his 18th season with the Cleveland Indians organization as Sport Psychologist and as Director of Psychological Services. Charlie oversees the mental and emotional development as well as the performance enhancement of all players at the major league and minor league levels. In addition, he is involved in leadership assessment and development of Indians staff on both business and baseball operations sides, and he conducts psychological assessments of player prospects for the annual draft. Furthermore, Charlie also is Director of the Employee Assistance Program, coordinates organizational development projects, and conducts special psychological studies on team development and workplace interventions.

Charlie is a licensed psychologist and a fellow of a number of psychological societies, including the American Psychological Association and the American Psychological Society. He holds a Diplomate from the American Board of Administrative Psychology, another from the American Board of Sport Psychology, and he is a Certified Consultant of the Association of Applied Sport Psychology. He possesses a range of graduate degrees and professional certifications in psychology, education, and business. Charlie is the author of the recently published book, *The Complete Mental Game of Baseball: Taking Charge of the Process, On and Off the Field*.

Before coming to the Indians, Charlie worked for a decade as a sport psychologist for the Chicago White Sox and also served as sport psychology consultant for the New York Yankees, Detroit Tigers and other teams. Currently, Charlie also is team psychologist for the Cleveland Cavaliers and the Cleveland Browns, for Rutgers University football and its men's and women's basketball teams and performance consultant for the New York Rangers. He has consulted with the mental conditioning department at the IMG Academies in Bradenton, FL and other performance institutes worldwide. His practice in sport psychology has included professional athletes in football, tennis, basketball, baseball, boxing, horse racing, and other sports.

Outside of professional sports, Charlie is a Professor Emeritus of Psychology at the Graduate School of Applied and Professional Psychology, Rutgers University. He has been the editor of two professional journals, sits on the editorial boards of several peer-reviewed scientific journals, and is author of numerous books and scientific publications in sport psychology, management, program planning and evaluation, and special education.

Charlie resides in Cleveland and New Jersey with his wife, Ann, who is a family nurse practitioner. They have two adult children, Dr. Jennifer Maher and Dr. Brian Maher, both of whom are psychologists, and three grandchildren.



Tim Belcher

Special Assistant, Baseball Operations

Tim Belcher, 51, is in his 12th season with the Indians organization and 10th as a Special Assistant, a role he also held from 2002-09 and resumed in 2012. In his current position, Belcher is in uniform during Spring Training to assist the Major League and Player Development staffs with instruction and personnel decisions. He maintains these responsibilities throughout the regular season and also performs scouting duties on an as-needed basis. From 2010-11, he served as Indians Major League Pitching Coach, overseeing a staff that lowered its team ERA in both seasons with the help of one of the most effective bullpens in the American League.

The Sparta, Ohio native compiled a Major League pitching record of 146-140 with a 4.16 ERA over a 14-year career from 1987-2000 with seven major league teams and 373 starts (394G, 2442.2IP, 2423H, 1130ER, 1519SO). He won 10-or-more games in 9 of his 14 seasons at the big league level, topped the 200.0 IP mark seven times and finished in the top 10 in his respective league's ERA on three different occasions. Belcher won the Sporting News National League Rookie Pitcher of the Year honors in 1988 with the World Champion Los Angeles Dodgers. He was the first overall selection in both the 1983 June amateur draft (Minnesota) and the 1984 January secondary phase amateur draft (New York-AL). Belcher was an All-American pitcher at Nazarene University in Mount Vernon, Ohio in 1983 prior to being drafted.




Jason Bere

Special Assistant, Baseball Operations

Jason Bere begins his eighth season in a front office role with the Indians, returning as a Special Assistant to Baseball Operations. His primary responsibility with the organization is to evaluate pitchers within the Indians Player Development system during the regular season. Jason will spend most of spring training in uniform providing instruction and development at the major and minor league levels.

Bere, 41, pitched parts of 11 seasons in the big leagues from 1993-2003, posting a career Major League record of 71-65 with a 5.14 ERA in 211 games/203 starts (1111.0IP, 1095H, 634ER, 626BB, 920K) and was an All-Star in 1994 with the Chicago White Sox. Bere won 24 games in 1993 and 1994 with the Sox and was the winning pitcher in the final game in

Cleveland Stadium on October 3, 1993.



Travis Fryman

Special Assistant, Baseball Operations

Travis Fryman begins his sixth season in the Indians Player Development system and his first as a Special Assistant to Baseball Operations. Fryman spent the 2011 and 2012 campaigns as the organization's minor league Infield Coordinator after managing Short-A Mahoning Valley for three seasons from 2008-10. He took the Scrappers to the New York Penn League finals in 2009.

Fryman, 44, retired in 2002 following a 16-year playing career that saw him spend parts of 13 seasons at the Major League level with the Detroit Tigers (1990-97) and Cleveland Indians (1998-2002). He compiled a .274 batting average with 223 HR and 1,022 RBI over 1,698 career games, earning the A.L. Silver Slugger Award at shortstop in 1992. Fryman was selected to five A.L. All-Star teams (1992-94, 1996, 2000) and represented the Tribe as the league's starting third baseman in the 2000 Mid-Summer Classic. He was also honored with a Rawlings Gold Glove that same season, while batting a career-best .321 with 22 HR and 106 RBI.

Travis and his wife, Kathleen, reside in Molino, FL with their three sons: Mason, Branden and Cole.

BEHIND THE SCENES



Mike Seghi, Director of Team Travel

Mike Seghi begins his 40th season as the Tribe's Director of Team Travel. Mike's career with the ball club began in September of 1974 after he graduated from the University of Cincinnati in 1973 with a degree in education.

Mike coordinates all of the Major League club's travel plans during spring training, the regular season and postseason. His 40-year run as a club travel director is the longest such tenure in Major League Baseball today.

He served as the Traveling Secretary for the Major League Baseball All-Star teams that toured Japan in 1990 & 1992. He was the winner of the Frank Gibbons/Steve Olin Good Guy Award in 1981.

Mike and his wife, Patty, reside in Rocky River, Ohio and have two daughters, Brittany and Michelle. Mike's father, Phil, was the Tribe's General Manager from 1973-85.



Tony Amato, Home Clubhouse & Equipment Manager

Tony Amato begins his 11th season as the Tribe's Home Clubhouse and Equipment Manager.

Amato worked in the home clubhouse as an assistant to the clubhouse manager for 15 seasons from 1988-2002, starting under Cy Buynak in Cleveland Stadium. He got his start with the Tribe by winning the last WWWE/Sun Newspapers BatBoy Essay Contest in 1988 and spent that season as a ball and bat boy. Along with working home games in the Indians clubhouse, Tony taught physical education to developmentally handicapped students at Our Lady of Angels/St. Joseph's for three years from 1999-2002.

The Normandy High School graduate earned a bachelor's degree in Marketing and a master's degree in Sports Administration from Cleveland State University in 1997. Tony is long-time fan of the Cleveland Browns, manages a small stable of harness racehorses and resides in Parma, OH.



Marty Bokovitz, Assistant Home Clubhouse & Equipment Manager

Marty Bokovitz begins his seventh season as the club's Assistant Home Clubhouse and Equipment Manager. Marty assists Home Clubhouse and Equipment Manager Tony Amato in all phases of the Indians home clubhouse operations. He also handles equipment acquisitions for the club's Player Development System.

Bokovitz, 41, has worked in the Indians home clubhouse for the last 24 seasons since joining Cy Buynak's staff during the 1989 season at Cleveland Stadium. Marty graduated from Parma (OH) Senior High School in 1990, attended the University of Akron and worked for the City of Parma for 16 years from 1991-2006.

Marty is single and resides in downtown Parma, OH.



Willie Jenks, Visiting Clubhouse Manager

Willie Jenks begins his seventh season as the Progressive Field Visiting Clubhouse Manager. He was named the 2008 MLB Visiting Clubhouse Manager of the Year.

Jenks has also worked in the Home Clubhouse during Spring Training, assisting Tony Amato and Marty Bokovitz for 7 weeks in Goodyear, AZ prior to heading north to prepare the Visiting Clubhouse. Jenks has also served as a head Equipment Manager in each of the first three World Baseball Classic tournaments for the Netherlands (2006), Team Venezuela (2009) and Team USA (2013).

Jenks, who began working under Cy Buynak in the Visiting Clubhouse during the 1996 season, is a native of Brecksville, OH and graduated from Holy Name High School and the University of Akron.

Willie resides in Brecksville, OH with his wife, Danielle, and their daughter, Hannah.

BEHIND THE SCENES



Bob Chester, Director, Video Operations

Bob Chester begins his 18th season as Director of Video Operations with the Cleveland Indians organization as he enters his 28th year in professional sports.

Chester and his staff are responsible for providing all aspects of video related services pertaining to player development - specifically, self-scout, advanced scouting analysis, the draft, medical service videos and all minor league affiliate video.

Bob began his career in professional sports as a video director for the Cleveland Browns, producing the Emmy-nominated Browns Insider and Bill Belichick shows. Bob's previous experience includes teaching Electronic News Gathering and Post Production Editing classes at LCCC and managing

local origination programming for TCI. Bob helped pioneer the formulation of the Professional Baseball Video Coordinators Association and was elected by his peers as their President for two consecutive years.

He and his wife Lynn reside in Medina, OH. They have three children and four granddaughters.



Frank Velotta, Assistant Director, Video Operations

Frank Velotta begins his 19th season as a video coordinator with the Indians and his first since being promoted to Assistant Director. Frank assists Director Bob Chester with all video aspects of advance scouting and self-scout analysis, working alongside players, coaches, and front office personnel. His role also includes creating instructional video for the Strength & Conditioning department, the Medical Services team, and the Minor League staff. Frank also manages a team of minor league video coordinators that assists each Indians affiliate in the development of young talent.

Frank was an intern for the Baseball Video Operations Dept. in 1995 before becoming a full-time associate in 1996. He graduated from Cleveland State University in 1996 where he earned his bachelor's degree in Communications, specializing in audio/video production. He is also a founding member of the Professional Baseball Video Coordinators Association (PBVCA), which formed in 2004. Frank is an avid musician who enjoys playing the drums on and off the stage.

Frank resides in Parma with his wife, Angel, daughter, Josephine, and son, Frank.



Bart Swain, Director, Baseball Information

Bart Swain begins his 22nd season with the Indians and his 18th campaign in his present capacity as the Director of Baseball Information. He serves as the club's primary contact for all baseball PR initiatives, overseeing aspects of media services and player relations, in addition to the production of game day information and baseball research.

The 43-year-old native of Elyria, Ohio first joined the Indians in 1992 and spent the Tribe's final two seasons at Cleveland Stadium as an intern in the Media Relations Department. He joined the Indians in a full-time capacity in 1994 and became the Director of Media Relations the following season.

Swain graduated from Elyria High School in 1988 and from Ohio University in 1992 with a degree in business. He resides in Rocky River, Ohio with his wife, Carrie, and their three children, Joe, Luke and Livia. His dad, Mike, played basketball and baseball for the Ohio State University from 1966-68.



Court Berry-Tripp, Coordinator, Baseball Information

Court Berry-Tripp begins his seventh season in MLB and second with the Indians after joining the club's Baseball Information Dept. in January 2012. In this role, Court assists Director Bart Swain with all aspects of the club's baseball PR efforts and travels with the team periodically.

Prior to coming to Cleveland, Berry-Tripp spent four seasons with the Texas Rangers Baseball Media Relations Dept. from 2008-11 and assisted with the club's World Series appearances in 2010 and 2011. His career started in 2007 as an intern in the Minnesota Twins Baseball Communications Dept., which included a five-week stint at the team's Dominican training academy in Boca Chica.


Court, 30, graduated from Miami University (OH) in 2005 with a business degree and also earned an MBA in Professional Sports Mgt. from San Diego State University in 2007. He grew up in Rochester, Michigan, a suburb of Detroit, and currently resides in downtown Cleveland with his wife, Becca.

The Manager and Coaches



Manager Terry Francona

| | |
|--------------------------------|-------|
| Athletic Training | 76-77 |
| Coaches (1920-2012)..... | 75 |
| Coaches' Bios | 64-73 |
| Manager's Bio | 62-64 |
| Strength and Conditioning..... | 77 |



Terry Francona

17

Age: 53, born April 22, 1959 in Aberdeen, South Dakota

Resides: Tucson, AZ

Position: Manager

Contract Status: Signed thru 2016

Bats: Left

Throws: Left

Height: 6-1

Weight: 190

Managerial/Coaching Career

Named 42nd Manager in Cleveland Indians history on October 8, 2012... Brings more than 30 years of professional baseball experience to the Indians organization as a player, coach and manager... He most recently led the Boston Red Sox to five playoff appearances, six seasons of 90 or more victories and two World Series titles (2004, 2007) over an eight-season span from 2004-11... He has 12 years of Major League managerial experience, having compiled a record of 1029-915 (.529), and previously guided the Philadelphia Phillies over four seasons from 1997-2000... His 744 wins with the Red Sox rank second in the 112-year history of the franchise and he has received BBWAA Manager of the Year votes in 6 different seasons during his 12-year managerial career... Only Francona and Joe Cronin (13, 1935-47) managed the Red Sox more than 7 consecutive full seasons... His 1029 wins currently rank 7th among active Major League managers... **2012** Spent season as an analyst for ESPN, primarily providing studio work and color commentary on the Sunday Night Baseball telecast with Dan Shulman and Orel Hershiser... **2011** Recorded 6th season of at least 90 wins in Boston... Final season was undone by September mark of 7-20 as Sox did not exercise his 2012 club option... Picked up his 1000th Major League managerial win on 7/23 vs SEA... From 2004-11 Red Sox had the 2nd best winning pct in MLB next to the Yankees as he ended his Red Sox stint w/a .574 winning pct, 2nd-best in Sox history next to Joe McCarthy (.606)... **2010** Finished with the 5th best overall record in the AL, missing the playoffs... Finished 4th in the AL BBWAA Manager of the Year voting... Earned 900th MLB win on 7/9 at TOR... **2009** 95 wins were good enough for the AL Wildcard as he made the playoffs 5 of his first 6 seasons in Boston... Swept by Angels in the ALDS... Owns a career postseason record of 28-17 (.622), the 2nd-best mark in MLB history (min 25G) behind Joe McCarthy (.698, 30-13)... Won 7 of 10 playoff series'... **2008** Placed 4th in AL MGR of the Year voting... Sox advanced to the ALCS against Tampa Bay after defeating the LA Angels in the first round... **2007** Selected MLB Manager of the Year by *Baseball America* and by the Boston BBWAA chapter... Placed 4th in the AL MGR of Year voting as the Sox captured their 2nd World Series title in four seasons, including a hard-fought 7-game series win over Cleveland in the ALCS... 96 wins tied Cleveland for the best mark in MLB... Has won all 8 World Series games he has managed, the most wins w/o a loss in the history of the Fall Classic... One of two Red Sox managers w/2 World Series titles (Bill Carrigan, 1915-16)... **2005** AL Wildcard after tying NYY for the division crown (lost season series to NYY)... Became first Sox Manager to record postseason appearances in his first two seasons as MGR... **2004** Guided Sox to first World Series title since 1918, breaking an 86-year drought... 5th place in AL MGR of Year voting... Led Sox to a 98-64 (.605) record in regular season and AL Wildcard behind NYY... **2003** Bench Coach for Ken Macha in Oakland... **2002** Jerry Narron's Bench Coach in Texas... **2001** Spent the campaign as the Special Assistant to Baseball Operations in Cleveland under Mark Shapiro and Chris Antonetti... Also guided Team USA to a 7-3 record and a silver medal in the 2001 Baseball World Cup in Taiwan... **1997-2000** Spent 4 seasons in Philadelphia, improving each season over the first three campaigns, 1997-99... Became the youngest MLB Manager at 37 on 10/30/96... Received a 6th place vote in the NL Manager of the Year voting in 1997... **1996** MLB coaching debut as Detroit's Third Base Coach for Buddy Bell... **1992-95** AA Birmingham Manager in the CWS system, earning Southern League MGR of the Year honors and *Baseball America* MGR of the Year honors in 1993... Managed Michael Jordan during 1994 season at Birmingham... Named top managerial prospect in MLB in 1994 by *BA*... Managed (1994) and coached (1992) in the Arizona Fall League and was elected to the AZFL Hall of Fame in 2005... Guided Aguilas to the Dominican Winter League title after 1995 season.

FRANCONA'S POSTSEASON RECORD

| YEAR | CLUB | RECORD | PCT | FINISH |
|--------------------------|--------|--------------|-------------|---------------------|
| 2004 | Boston | 11-3 | .786 | World Series Champs |
| 2005 | Boston | 0-3 | .000 | Swept ALDS by CWS |
| 2007 | Boston | 11-3 | .786 | World Series Champs |
| 2008 | Boston | 6-5 | .545 | Lost in ALCS to TB |
| 2009 | Boston | 0-3 | .000 | Swept ALDS by LAA |
| Career Postseason | | 28-17 | .622 | |

Playing Career

Played professionally for 11 seasons from 1980-90...Was drafted in the first round by Montreal in 1980 (22nd overall)...Played parts of 10 seasons in the Major Leagues as a first baseman/outfielder from 1981-90 and split the 1988 season between Cleveland and AAA Colorado Springs...First big league homer came on Sept 16, 1981 off Bruce Sutter after making his debut with Montreal on 8/19/81 at Houston...First two big league seasons were derailed by knee problems and was limited to just 46 games in 1982 after hitting .321 due to right knee surgery... Was hitting .346 in 1984 before season-ending left knee surgery...Career ended in 1990.

Personal/Miscellaneous

Full name **TERRY JOHN FRANCONA**...Has four children: Nicholas (7/11/85), Alyssa (4/7/87), Leah (1/27/90) and Jamie (11/24/93)...Nick was a LHP at the University of Pennsylvania... His father, Tito, played 15 years in the Major Leagues from 1956-70, six of which came with the Indians from 1959-64...Tito, 79, was an American League All-Star (1961), hit .363 in 1959 and led the AL in doubles in 1960 (36) and still resides in New Brighton, PA...Was a White House dinner guest in 2008...Attended the University of Arizona, where he played 3 seasons from 1978-80...Won Golden Spikes Award as a junior in 1980, which is given annually to the nation's top amateur player...Hit .401 that year and was also named college Player of the Year by the *Sporting News*...Batted .458 in the College World Series for 1980 CWS champs and was named series MVP... In May 2010 was selected to the CWS Legends Team (UA also appeared in 1979)...Picked by the Cubs in 2nd round of 1977 draft (did not sign)...Graduated from New Brighton (PA) High School in 1977...In addition to being active with the Jimmy Fund w/the Sox, he also purchased tickets for military members and veterans to every Sunday home game and in 2010 served as the Honorary Co-Chair for the Marine Corps Scholarship Foundation.

CAREER WIN LEADERS; CURRENT MLB MANAGERS

| MANAGER | WINS |
|-----------------------|-------------|
| Jim Leyland | 1676 |
| Dusty Baker | 1581 |
| Bruce Bochy | 1454 |
| Davey Johnson | 1286 |
| Mike Scioscia | 1155 |
| Buck Showalter | 1078 |
| TERRY FRANCONA | 1029 |

FRANCONA'S MANAGERIAL CAREER


| YEAR | CLUB | LEAGUE | CLASS | W-L | PCT | POS. | NOTES |
|----------------------|------------------|----------|-------|------------------|-------------|---------|--------------------------------|
| 1992 | South Bend (CWS) | Midwest | A | 73-64 | .533 | 3rd/2nd | |
| 1993 | Birmingham (CWS) | Southern | AA | 78-64 | .549 | 2nd/1st | League Champions |
| 1994 | Birmingham (CWS) | Southern | AA | 65-74 | .468 | 4th/5th | Managed Michael Jordan |
| 1995 | Birmingham (CWS) | Southern | AA | 80-64 | .556 | 4th/2nd | |
| 1997 | Philadelphia | National | MLB | 68-94 | .420 | 5th | 6th place, NL MGR of the Year |
| 1998 | Philadelphia | National | MLB | 75-87 | .463 | 3rd | |
| 1999 | Philadelphia | National | MLB | 77-85 | .475 | 3rd | Improved each of 1st 3 seasons |
| 2000 | Philadelphia | National | MLB | 65-97 | .401 | 5th | |
| 2004 | Boston | American | MLB | 98-64 | .605 | 2nd | World Series Champions |
| 2005 | Boston | American | MLB | 95-67 | .586 | 2nd | AL Wildcard |
| 2006 | Boston | American | MLB | 86-76 | .531 | 3rd | |
| 2007 | Boston | American | MLB | 96-66 | .593 | 1st | World Series Champions |
| 2008 | Boston | American | MLB | 95-67 | .586 | 2nd | AL Wildcard, Advanced to LCS |
| 2009 | Boston | American | MLB | 95-67 | .586 | 2nd | AL Wildcard |
| 2010 | Boston | American | MLB | 89-73 | .549 | 3rd | |
| 2011 | Boston | American | MLB | 90-72 | .556 | 3rd | |
| MINOR TOTALS | | | | 296-266 | .527 | | |
| MAJOR TOTALS | | | | 1029-915 | .529 | | |
| CAREER TOTALS | | | | 1325-1181 | .529 | | |

POSTSEASON RECORD

| YEAR | CLUB | AVG | G | AB | R | H | 2B | 3B | HR | RBI | BB | SO | SB |
|------|-----------------|------|---|----|---|---|----|----|----|-----|----|----|----|
| 1981 | MON (NLDS vPHI) | .333 | 5 | 12 | 0 | 4 | 0 | 0 | 0 | 0 | 2 | 2 | 1 |
| | MON (NLCS vLAD) | .000 | 2 | 1 | 0 | 0 | 0 | 0 | 0 | 0 | 0 | 1 | 0 |

FRANCONA'S PLAYING RECORD

| YEAR | CLUB | AVG | G | AB | R | H | 2B | 3B | HR | RBI | BB | SO | SB |
|--------------------------|------------------|-------------|------------|-------------|------------|------------|-----------|----------|-----------|------------|-----------|------------|-----------|
| 1980 | Memphis | .333 | 60 | 210 | 20 | 63 | 13 | 2 | 1 | 23 | 10 | 20 | 1 |
| 1981 | Memphis | .348 | 41 | 161 | 20 | 56 | 8 | 1 | 0 | 18 | 7 | 18 | 0 |
| | Denver | .352 | 93 | 355 | 53 | 125 | 17 | 9 | 1 | 58 | 16 | 22 | 7 |
| | Montreal | .274 | 34 | 95 | 11 | 26 | 0 | 1 | 1 | 8 | 5 | 6 | 1 |
| 1982 | Montreal | .321 | 46 | 131 | 14 | 42 | 3 | 0 | 0 | 9 | 8 | 11 | 2 |
| 1983 | Montreal | .257 | 120 | 230 | 21 | 59 | 11 | 1 | 3 | 22 | 6 | 20 | 0 |
| 1984 | Montreal | .346 | 58 | 214 | 18 | 74 | 19 | 2 | 1 | 18 | 5 | 12 | 0 |
| 1985 | Montreal | .267 | 107 | 281 | 19 | 75 | 15 | 1 | 2 | 31 | 12 | 12 | 5 |
| 1986 | Iowa | .250 | 17 | 60 | 7 | 15 | 3 | 2 | 0 | 8 | 4 | 5 | 1 |
| | Chicago(NL) | .250 | 86 | 124 | 13 | 31 | 3 | 0 | 2 | 8 | 6 | 8 | 0 |
| 1987 | Cincinnati | .227 | 102 | 207 | 16 | 47 | 5 | 0 | 3 | 12 | 10 | 12 | 2 |
| 1988 | CLEVELAND | .311 | 62 | 212 | 24 | 66 | 8 | 0 | 1 | 12 | 5 | 18 | 0 |
| | Colorado Springs | .356 | 68 | 235 | 29 | 76 | 15 | 5 | 0 | 32 | 13 | 18 | 0 |
| 1989 | Milwaukee | .232 | 90 | 233 | 26 | 54 | 10 | 1 | 3 | 23 | 8 | 20 | 2 |
| 1990 | Milwaukee | .000 | 3 | 4 | 1 | 0 | 0 | 0 | 0 | 0 | 0 | 0 | 0 |
| | Louisville(AAA) | .263 | 86 | 284 | 29 | 75 | 9 | 3 | 6 | 30 | 12 | 23 | 1 |
| MAJOR LGE. TOTALS | | .274 | 708 | 1731 | 163 | 474 | 74 | 6 | 16 | 143 | 65 | 119 | 12 |

**Sandy Alomar****15****Age:** 46, born June 18, 1966 in Salinas, PR**Resides:** Chicago, IL**Position:** Bench Coach**Bats:** R**Throws:** R**Height:** 6-5**Weight:** 230**Managerial/Coaching Career**

Entering his second season as Indians Bench Coach and his fourth season overall on the Indians' Major League coaching Staff...Named First Base Coach on November 17, 2009, was 1B coach in 2010 and Bench Coach in 2011 for Manny Acta...Also instructs and mentors Indians catchers...Spent two (2) seasons as the New York Mets Major League catching instructor in 2008-09 after concluding his 20th Major League season in 2007.

ALL-TIME GAMES CAUGHT, INDIANS HISTORY

| | | |
|---------------|-----------|------|
| Jim Hegan | (1941-57) | 1491 |
| Steve O'Neill | (1911-23) | 1335 |

SANDY ALOMAR, JR. (1990-2000) 950**Playing Career**

Sandy spent eleven (11) seasons catching with the Cleveland Indians from 1990-2000 where he was a six-time All-Star selection and in the summer of 2009 was the 33rd player to be inducted into the Cleveland Indians Hall of Fame...During his tenure with the Indians, Alomar hit .277 (944-3409) with 194 doubles, 92 home runs and 453 RBI in 985 games and was the Tribe's field leader behind the plate on club's that won five (5) American League Central Division titles and two (2) American League Pennants from 1995-99...One of the most popular players in club history, Alomar's best season came during the Tribe's run to the 1997 World Series when he hit .324 (146-451) with 37 2B, 21HR and 83 RBI in 125 games, earning All-Star Game MVP honors and finishing 14th in the AL MVP voting...His 950 games caught are the third highest total in the 109-year history of the Indians organization...Sandy concluded his 20-year Major League playing career with the New York Mets in 2007 and finished with a career average of .273 (1236-4530) with 249 2B, 112HR & 588RBI in 1377 games...He was the 1990 American League Rookie of the Year and the Rawlings Gold Glove Award recipient that same season...Originally signed by the Padres and was traded to the Indians after the 1989 season along with Carlos Baerga for OF Joe Carter...Appeared in 49 post-season games with the Indians...Drove in a then single-season record 19 runs in the 1997 playoffs.

Personal/Miscellaneous

Full name **SANTOS VELAZQUEZ ALOMAR**...Wife, Margred...Resides in Chicago, IL...Has four daughters: Marisa (10/25/92), Leanna (4/18/88), Brianna (12/2/00), Isabella (4/22/04) and one son, Marcus (2/14/90)...Father, Sandy Sr., played for six teams over a 15-year big league career from 1964-78...His brother, Roberto, played 17 seasons from 1988-2004 and was a 12-time All-Star...He was a two-time World Series champion with Toronto, hit .300 for his career with 210 homers, 1,134 RBIs and 474 stolen bases and was elected into the National Baseball Hall of Fame in January 2011...The three Alomar's have a combined total of 5,128 hits...Attended Luis Munoz High School in Salinas, PR.

PLAYING RECORD

| YEAR | CLUB | AVG | G | AB | R | H | 2B | 3B | HR | RBI | BB | SO | SB |
|------------------------|------------------|-------------|-------------|-------------|------------|-------------|------------|-----------|------------|------------|------------|------------|-----------|
| 1984 | Spokane | .215 | 59 | 219 | 13 | 47 | 5 | 0 | 0 | 21 | 13 | 20 | 3 |
| 1985 | Charleston | .207 | 100 | 352 | 38 | 73 | 7 | 0 | 3 | 43 | 31 | 30 | 3 |
| 1986 | Beaumont | .240 | 100 | 346 | 36 | 83 | 15 | 1 | 4 | 27 | 15 | 35 | 2 |
| 1987 | Wichita | .307 | 103 | 375 | 50 | 115 | 19 | 1 | 8 | 65 | 21 | 37 | 1 |
| 1988 | Las Vegas | .297 | 93 | 337 | 59 | 100 | 9 | 5 | 16 | 71 | 28 | 35 | 1 |
| | San Diego | .000 | 1 | 1 | 0 | 0 | 0 | 0 | 0 | 0 | 0 | 1 | 0 |
| 1989 | Las Vegas | .306 | 131 | 523 | 88 | 160 | 33 | 8 | 13 | 101 | 42 | 58 | 3 |
| | San Diego | .211 | 7 | 19 | 1 | 4 | 1 | 0 | 1 | 6 | 3 | 3 | 0 |
| 1990 | CLEVELAND | .290 | 132 | 445 | 60 | 129 | 26 | 2 | 9 | 66 | 25 | 46 | 4 |
| 1991 | CLEVELAND | .217 | 51 | 184 | 10 | 40 | 9 | 0 | 0 | 7 | 8 | 24 | 0 |
| | Colorado Springs | .400 | 12 | 35 | 5 | 14 | 2 | 0 | 1 | 10 | 5 | 0 | 0 |
| 1992 | CLEVELAND | .251 | 89 | 299 | 22 | 75 | 16 | 0 | 2 | 26 | 13 | 32 | 3 |
| 1993 | CLEVELAND | .270 | 64 | 215 | 24 | 58 | 7 | 1 | 6 | 32 | 11 | 28 | 3 |
| | Charlotte | .364 | 12 | 44 | 8 | 16 | 5 | 0 | 1 | 8 | 5 | 8 | 0 |
| 1994 | CLEVELAND | .288 | 80 | 292 | 44 | 84 | 15 | 1 | 14 | 43 | 25 | 31 | 8 |
| 1995 | Canton-Akron | .400 | 6 | 15 | 3 | 6 | 1 | 0 | 0 | 1 | 1 | 1 | 0 |
| | CLEVELAND | .300 | 66 | 203 | 32 | 61 | 6 | 0 | 10 | 35 | 7 | 26 | 3 |
| 1996 | CLEVELAND | .263 | 127 | 418 | 53 | 110 | 23 | 0 | 11 | 50 | 19 | 42 | 1 |
| 1997 | CLEVELAND | .324 | 125 | 451 | 63 | 146 | 37 | 0 | 21 | 83 | 19 | 48 | 0 |
| 1998 | CLEVELAND | .235 | 117 | 409 | 45 | 96 | 26 | 2 | 6 | 44 | 18 | 45 | 0 |
| 1999 | CLEVELAND | .307 | 37 | 137 | 19 | 42 | 13 | 0 | 6 | 25 | 4 | 23 | 0 |
| | Akron | .310 | 10 | 29 | 8 | 9 | 0 | 0 | 1 | 6 | 3 | 2 | 1 |
| | Buffalo | .273 | 10 | 33 | 9 | 9 | 2 | 1 | 2 | 10 | 6 | 3 | 0 |
| 2000 | CLEVELAND | .289 | 97 | 356 | 44 | 103 | 16 | 2 | 7 | 42 | 16 | 41 | 2 |
| 2001 | Chicago (AL) | .245 | 70 | 220 | 17 | 54 | 8 | 1 | 4 | 21 | 12 | 17 | 1 |
| 2002 | Chicago (AL) | .287 | 51 | 167 | 21 | 48 | 10 | 1 | 7 | 25 | 5 | 14 | 0 |
| | Charlotte | .125 | 3 | 8 | 0 | 1 | 0 | 0 | 0 | 0 | 0 | 0 | 0 |
| | Colorado | .267 | 38 | 116 | 8 | 31 | 4 | 0 | 0 | 12 | 4 | 19 | 0 |
| 2003 | Chicago (AL) | .268 | 75 | 194 | 22 | 52 | 12 | 0 | 5 | 26 | 4 | 17 | 0 |
| | Charlotte | .267 | 5 | 15 | 2 | 4 | 0 | 0 | 0 | 1 | 1 | 1 | 0 |
| 2004 | Chicago (AL) | .240 | 50 | 146 | 15 | 35 | 4 | 0 | 2 | 14 | 11 | 13 | 0 |
| 2005 | Texas | .273 | 46 | 128 | 11 | 35 | 7 | 0 | 0 | 14 | 5 | 12 | 0 |
| 2006 | Los Angeles (NL) | .323 | 27 | 62 | 3 | 20 | 5 | 0 | 0 | 9 | 0 | 7 | 0 |
| | Chicago (AL) | .217 | 19 | 46 | 5 | 10 | 3 | 0 | 1 | 8 | 3 | 7 | 0 |
| 2007 | New Orleans | .292 | 45 | 144 | 15 | 42 | 8 | 1 | 4 | 29 | 8 | 24 | 1 |
| | Binghamton | .188 | 5 | 16 | 1 | 3 | 0 | 0 | 0 | 1 | 0 | 2 | 0 |
| | New York (NL) | .136 | 8 | 22 | 1 | 3 | 1 | 0 | 0 | 0 | 0 | 3 | 0 |
| AMERICAN LEAGUE | | .273 | 1296 | 4310 | 507 | 1178 | 238 | 10 | 111 | 561 | 205 | 466 | 25 |
| NATIONAL LEAGUE | | .264 | 81 | 220 | 13 | 58 | 11 | 0 | 1 | 27 | 7 | 33 | 0 |
| M.L. TOTALS | | .273 | 1377 | 4530 | 520 | 1236 | 249 | 10 | 112 | 588 | 212 | 499 | 25 |

ALL-STAR GAME RECORD

| YEAR | CLUB | AVG | G | AB | R | H | 2B | 3B | HR | RBI | BB | SO | SB |
|---------------|-----------|-------------|----------|-----------|----------|----------|----------|----------|----------|----------|----------|----------|----------|
| 1990 | CLEVELAND | .667 | 1 | 3 | 1 | 2 | 0 | 0 | 0 | 0 | 0 | 0 | 0 |
| 1991 | CLEVELAND | .000 | 1 | 2 | 0 | 0 | 0 | 0 | 0 | 0 | 0 | 0 | 0 |
| 1992 | CLEVELAND | .333 | 1 | 3 | 0 | 1 | 0 | 0 | 0 | 0 | 0 | 0 | 0 |
| 1996 | CLEVELAND | .000 | 1 | 2 | 0 | 0 | 0 | 0 | 0 | 0 | 0 | 0 | 0 |
| 1997 | CLEVELAND | 1.000 | 1 | 1 | 1 | 1 | 0 | 0 | 1 | 2 | 0 | 0 | 0 |
| 1998 | CLEVELAND | 1.000 | 1 | 1 | 0 | 1 | 0 | 0 | 0 | 1 | 0 | 0 | 0 |
| TOTALS | | .417 | 6 | 12 | 2 | 5 | 0 | 0 | 1 | 3 | 0 | 0 | 0 |

DIVISION SERIES RECORD


| YEAR | CLUB | AVG | G | AB | R | H | 2B | 3B | HR | RBI | BB | SO | SB |
|---------------|-----------|-------------|-----------|-----------|----------|-----------|----------|----------|----------|-----------|----------|-----------|----------|
| 1995 | CLEVELAND | .182 | 3 | 11 | 1 | 2 | 1 | 0 | 0 | 1 | 0 | 1 | 0 |
| 1996 | CLEVELAND | .125 | 4 | 16 | 0 | 2 | 0 | 0 | 0 | 3 | 0 | 2 | 0 |
| 1997 | CLEVELAND | .316 | 5 | 19 | 4 | 6 | 1 | 0 | 2 | 5 | 0 | 2 | 0 |
| 1998 | CLEVELAND | .231 | 4 | 13 | 2 | 3 | 3 | 0 | 0 | 2 | 1 | 4 | 0 |
| 1999 | CLEVELAND | .143 | 5 | 14 | 1 | 2 | 0 | 0 | 0 | 1 | 2 | 6 | 0 |
| TOTALS | | .205 | 21 | 73 | 8 | 15 | 5 | 0 | 2 | 12 | 3 | 15 | 0 |

LEAGUE CHAMPIONSHIP SERIES RECORD

| YEAR | CLUB | AVG | G | AB | R | H | 2B | 3B | HR | RBI | BB | SO | SB |
|---------------|-----------|-------------|-----------|-----------|----------|----------|----------|----------|----------|----------|----------|----------|----------|
| 1995 | CLEVELAND | .267 | 5 | 15 | 0 | 4 | 1 | 1 | 0 | 1 | 1 | 1 | 0 |
| 1997 | CLEVELAND | .125 | 6 | 24 | 3 | 3 | 0 | 0 | 1 | 4 | 1 | 3 | 0 |
| 1998 | CLEVELAND | .063 | 5 | 16 | 1 | 1 | 0 | 0 | 0 | 0 | 0 | 2 | 0 |
| TOTALS | | .145 | 16 | 55 | 4 | 8 | 1 | 1 | 1 | 5 | 2 | 6 | 0 |

WORLD SERIES RECORD

| YEAR | CLUB | AVG | G | AB | R | H | 2B | 3B | HR | RBI | BB | SO | SB |
|---------------|-----------|-------------|-----------|-----------|----------|-----------|----------|----------|----------|-----------|----------|----------|----------|
| 1995 | CLEVELAND | .200 | 5 | 15 | 0 | 3 | 2 | 0 | 0 | 1 | 0 | 2 | 0 |
| 1997 | CLEVELAND | .367 | 7 | 30 | 5 | 11 | 1 | 0 | 2 | 10 | 2 | 3 | 0 |
| TOTALS | | .311 | 12 | 45 | 5 | 14 | 3 | 0 | 2 | 11 | 2 | 5 | 0 |



Mickey Callaway

44

Age: 37, born May 13, 1975 in Memphis, TN

Resides: Germantown, TN

Position: Pitching Coach

Bats: R

Throws: R

Height: 6-2

Weight: 200

Managerial/Coaching Career

Begins his first season as Terry Francona's Major League Pitching Coach, his first season on the Major League staff and his 4th season of professional coaching in the Indians organization...Was the club's Minor League Pitching Coordinator in 2012....Was the Pitching Coach for the 2011 Kinston Indians where the K-Tribe ranked 3rd in the Carolina League in ERA at 3.68...Made his coaching debut in 2010 as the Pitching Coach of the Lake County Captains.

Playing Career

Selected in the 7th round of the 1996 draft by the Tampa Bay Devil Rays...Played professionally for 14 seasons including parts of five seasons at the Major League level with the Tampa Bay Devil Rays, Texas Rangers and Anaheim Angels where he compiled a record of 4-11 with a 6.27 ERA in 40 games/20 starts...Made his Major League debut in 1999 with Tampa Bay and was part of the Angels World Series Championship team in 2002... Named the Minor League Pitcher of the Year in 2001 for Tampa Bay and 2002 with Anaheim...Pitched in Korea ('05-'07) and Taiwan ('09) before retiring.

Personal/Miscellaneous

Full name **MICHAEL CHRISTOPHER CALLAWAY**... Married, wife's name is Anna...Has two daughters - Catherine and Madeline...Named the Gatorade Tennessee High School Player of the Year in 1992...Was a member of Team USA at the 1992 Goodwill Games...Attended the University of Mississippi...Interim Coach at Texas A&M International in 2008.

| | | PLAYING RECORD | | | | | | | | | | | | | |
|--------------------------|----------------|----------------|-----------|-------------|------------|------------|----------|----------|----------|--------------|------------|------------|------------|------------|------------|
| YEAR | CLUB | W | L | ERA | G | GS | CG | SHO | SV | IP | H | R | ER | BB | SO |
| 1996 | Butte | 6 | 2 | 3.71 | 16 | 11 | 0 | 0 | 0 | 63.0 | 70 | 37 | 26 | 25 | 57 |
| 1997 | St. Petersburg | 11 | 7 | 3.22 | 28 | 28 | 3 | 0 | 0 | 170.2 | 162 | 74 | 61 | 39 | 109 |
| 1998 | Orlando | 5 | 6 | 4.42 | 18 | 17 | 0 | 0 | 0 | 89.2 | 103 | 56 | 44 | 44 | 57 |
| | Durham | 5 | 3 | 4.53 | 9 | 8 | 0 | 0 | 0 | 47.2 | 49 | 27 | 24 | 17 | 19 |
| 1999 | Orlando | 1 | 1 | 4.50 | 2 | 2 | 0 | 0 | 0 | 10.0 | 15 | 6 | 5 | 2 | 7 |
| | Durham | 7 | 1 | 4.20 | 15 | 15 | 0 | 0 | 0 | 81.1 | 86 | 45 | 38 | 28 | 56 |
| | Tampa Bay | 1 | 2 | 7.45 | 5 | 4 | 0 | 0 | 0 | 19.1 | 30 | 20 | 16 | 14 | 11 |
| 2000 | Durham | 11 | 6 | 5.29 | 26 | 20 | 0 | 0 | 0 | 117.1 | 151 | 88 | 69 | 50 | 64 |
| 2001 | Durham | 11 | 7 | 3.07 | 29 | 21 | 2 | 1 | 0 | 129.0 | 131 | 50 | 44 | 24 | 81 |
| | Tampa Bay | 0 | 0 | 7.20 | 2 | 0 | 0 | 0 | 0 | 5.0 | 3 | 4 | 4 | 2 | 2 |
| 2002 | Salt Lake | 9 | 2 | 1.68 | 17 | 14 | 1 | 0 | 0 | 91.1 | 79 | 26 | 17 | 22 | 75 |
| | Anaheim | 2 | 1 | 4.19 | 6 | 6 | 0 | 0 | 0 | 34.1 | 31 | 20 | 16 | 11 | 23 |
| 2003 | Salt Lake | 1 | 0 | 2.95 | 7 | 4 | 0 | 0 | 0 | 21.1 | 22 | 8 | 7 | 6 | 10 |
| | Anaheim | 1 | 4 | 6.81 | 17 | 4 | 0 | 0 | 0 | 38.1 | 57 | 32 | 29 | 16 | 22 |
| | Oklahoma | 2 | 0 | 1.59 | 4 | 4 | 0 | 0 | 0 | 17.0 | 16 | 6 | 3 | 5 | 9 |
| | Texas | 0 | 3 | 6.45 | 6 | 3 | 0 | 0 | 0 | 22.1 | 27 | 18 | 16 | 8 | 19 |
| 2004 | Frisco | 2 | 0 | 0.00 | 2 | 2 | 0 | 0 | 0 | 12.0 | 3 | 0 | 0 | 4 | 9 |
| | Texas | 0 | 1 | 7.94 | 4 | 3 | 0 | 0 | 0 | 11.1 | 18 | 10 | 10 | 7 | 9 |
| 2008 | Laredo | 2 | 1 | 3.00 | 7 | 2 | 0 | 0 | 0 | 18.0 | 13 | 6 | 6 | 8 | 12 |
| MINOR LGE. TOTALS | | 73 | 36 | 3.57 | 180 | 148 | 6 | 1 | 0 | 868.1 | 900 | 429 | 344 | 274 | 565 |
| MAJOR LGE. TOTALS | | 4 | 11 | 6.27 | 40 | 20 | 0 | 0 | 0 | 130.2 | 166 | 104 | 91 | 58 | 86 |



Kevin Cash

45

Age: 35, born December 6, 1977 in Tampa, FL

Resides: Avon Lake, OH

Position: Bullpen Coach

Bats: R

Throws: R

Height: 6-0

Weight: 200

Managerial/Coaching Career

Entering his first season on Terry Francona's coaching staff after spending the 2012 season as the Major League Advance Scout for the Toronto Blue Jays.

Playing Career

Played professionally for 12 seasons with six organizations from 2000-2011, including parts of 8 seasons in the Major Leagues with five different teams from 2002-10...Made Major League debut with Toronto on Sept. 6, 2002 and was the Blue Jays' opening day catcher in 2004...Caught all 30 of Tim Wakefield's starts in 2008 for Boston and homered in the ALCS vs. Tampa Bay... Played in the 2002 Future's Game.

Personal/Miscellaneous

Full name **KEVIN FORREST CASH**...Married, Emily...Two kids, Camden and Ella...1997 graduate of Gaither High School in Tampa where he was an all-state selection...Played infield at Florida State for three years and advanced to the 1999 College World Series...Second-team All-ACC selection in 1999...Went undrafted in 1999 and played in the Cape Cod League that summer where he was team MVP and converted to catcher after volunteering for the job after injuries to the club's primary catchers...Signed by Toronto in August of 1999 after his Cape Cod catcher audition...Played in the 1989 Little League World Series as a member of Tampa Northside.

PLAYING RECORD


| YEAR | CLUB | AVG | G | AB | R | H | 2B | 3B | HR | RBI | BB | SO | SB |
|--------------------|--------------|-------------|------------|------------|-----------|------------|-----------|----------|-----------|-----------|-----------|------------|----------|
| 2000 | Hagerstown | .245 | 59 | 196 | 28 | 48 | 10 | 1 | 10 | 27 | 22 | 54 | 5 |
| 2001 | Dunedin | .283 | 105 | 371 | 55 | 105 | 27 | 0 | 12 | 66 | 43 | 80 | 4 |
| 2002 | Tennessee | .277 | 55 | 213 | 38 | 59 | 15 | 1 | 8 | 44 | 36 | 44 | 5 |
| | Syracuse | .220 | 67 | 236 | 27 | 52 | 18 | 0 | 10 | 26 | 25 | 72 | 0 |
| | Toronto | .143 | 7 | 14 | 1 | 2 | 0 | 0 | 0 | 0 | 1 | 4 | 0 |
| 2003 | Syracuse | .270 | 93 | 326 | 37 | 88 | 28 | 2 | 8 | 37 | 29 | 81 | 1 |
| | Toronto | .142 | 34 | 106 | 10 | 15 | 3 | 0 | 1 | 8 | 4 | 22 | 0 |
| 2004 | Toronto | .193 | 60 | 181 | 18 | 35 | 9 | 0 | 4 | 21 | 10 | 59 | 0 |
| 2005 | Durham | .293 | 42 | 147 | 25 | 43 | 10 | 0 | 9 | 27 | 12 | 42 | 0 |
| | Tampa Bay | .161 | 13 | 31 | 4 | 5 | 1 | 0 | 2 | 2 | 1 | 13 | 0 |
| 2006 | Durham | .183 | 79 | 240 | 17 | 44 | 10 | 1 | 2 | 21 | 24 | 74 | 1 |
| 2007 | Pawtucket | .176 | 59 | 176 | 22 | 31 | 7 | 0 | 7 | 25 | 23 | 56 | 0 |
| | Boston | .111 | 12 | 27 | 2 | 3 | 1 | 0 | 0 | 4 | 4 | 13 | 0 |
| 2008 | Boston | .225 | 61 | 142 | 11 | 32 | 7 | 0 | 3 | 15 | 18 | 50 | 0 |
| 2009 | Scranton-WB | .221 | 23 | 68 | 7 | 15 | 1 | 0 | 2 | 9 | 9 | 23 | 0 |
| | New York(AL) | .231 | 10 | 26 | 1 | 6 | 2 | 0 | 0 | 3 | 0 | 5 | 0 |
| 2010 | Houston | .204 | 20 | 54 | 3 | 11 | 1 | 0 | 2 | 4 | 5 | 13 | 0 |
| | Round Rock | .235 | 10 | 34 | 3 | 8 | 0 | 0 | 0 | 3 | 3 | 10 | 0 |
| | Lowell | .250 | 1 | 4 | 0 | 1 | 1 | 0 | 0 | 0 | 0 | 0 | 0 |
| | Pawtucket | .250 | 1 | 4 | 1 | 1 | 0 | 0 | 0 | 1 | 0 | 1 | 0 |
| 2011 | Boston | .133 | 29 | 60 | 1 | 8 | 1 | 0 | 0 | 1 | 6 | 16 | 0 |
| | Round Rock | .244 | 85 | 291 | 36 | 71 | 15 | 2 | 6 | 45 | 44 | 63 | 0 |
| M.L. TOTALS | | .183 | 246 | 641 | 51 | 117 | 25 | 0 | 12 | 58 | 49 | 195 | 0 |

DIVISION SERIES RECORD

| YEAR | CLUB | AVG | G | AB | R | H | 2B | 3B | HR | RBI | BB | SO | SB |
|------|--------|-----|---|----|---|---|----|----|----|-----|----|----|----|
| 2008 | Boston | -- | 1 | - | - | - | - | - | - | - | - | - | - |

LEAGUE CHAMPIONSHIP SERIES RECORD

| YEAR | CLUB | AVG | G | AB | R | H | 2B | 3B | HR | RBI | BB | SO | SB |
|------|--------|------|---|----|---|---|----|----|----|-----|----|----|----|
| 2008 | Boston | .333 | 3 | 3 | 1 | 1 | 0 | 0 | 1 | 1 | 0 | 1 | 0 |



Brad Mills

2

Age: 56. born January 19, 1957 in Exeter, CA

Resides: Visalia, CA

Position: Third Base Coach

Bats: L

Throws: R

Height: 6-0

Weight: 210

Managerial/Coaching Career

Entering his first season as Indians Third Base Coach and his first season in the Indians organization...This marks his 35th season in professional baseball and 15th season as a Major League coach or manager...Rejoins Terry Francona for the first time since the 2009 season...Went to college, roomed and played professionally in Montreal with Francona in addition to coaching under him for ten seasons...Was Tito's Bench Coach in Philadelphia from 1997-2000 and again in Boston from 2004-09 before spending three years guiding the Houston Astros from 2010-2012...Was removed from the position last August 18...During his first season in Houston (2010), the Astros finished 59-52 over their final 111 games and finished 1.0 game out of 3rd place in the NL Central...After the season Brad received a 6th place vote in the NL Manager of the Year voting...**RED SOX:** During his tenure with Boston and Francona, the Red Sox went to the postseason in 5 of the 6 seasons and won two World Series titles...Mills was a part of 45 postseason games in that span...Upon retiring as a player in 1986, Mills immediately became a manager in the Cubs farm system, making his debut in 1987 at 30 years of age for Rookie Level Wytheville in the Appalachian League...After six seasons with the Cubs, Mills joined the Rockies organization, managing their Triple-A Colorado Springs club from 1993-96...In 1995, Mills received the Rockies Player Development Man of the Year award after guiding his SkySox to the Pacific Coast League championship...Mills earned his first Major League coaching position in 1997 as first base coach for the Philadelphia Phillies, reuniting him with Francona...Served as an advance scout for the Cubs in 2001 before returning to the role of minor league manager for the Dodgers' Triple A Las Vegas club in 2002, leading them to an 85-59 (.590) record and a first-place finish in the PCL's South Division...Mills returned to the Majors in 2003 as a bench coach for the Montreal Expos and manager Frank Robinson before joining the Red Sox in 2004.

Playing Career

Mills' professional playing career began in 1979 as a 17th-round draft pick of the Expos out of the University of Arizona...Made his Major League debut for the Expos the next season on June 8, 1980 and went on to play parts of four seasons in the Major Leagues for the Expos from 1980-83, compiling a .256 career average in 106 big league games...Holds the distinction of being Nolan Ryan's historic 3,509th career strikeout victim on April 27, 1983, which lifted Ryan past Walter Johnson as baseball's all-time strikeout leader...Went on to play three seasons in the minor leagues, including a two-year stint in the Astros system at Triple-A Tucson in 1984-85.

Personal/Miscellaneous

Full name **JAMES BRADLEY MILLS**... Wife, Ronda...Three children: Taylor Candice, Rochelle Cathleen and Beau Bradley...Son, Beau, was a first-round draft pick (13th overall) of the Cleveland Indians in 2007 and spent the 2012 season between AAA Columbus and AA Pensacola (Reds)...In November of 2010, Mills had his #7 baseball jersey retired by Exeter Union (CA) High School, where he graduated from in 1975...College teammate of Terry Francona and the University of Arizona, playing for the Wildcats from 1976-79 (advanced to the CWS in 1979).

MILLS' MANAGERIAL CAREER


| YEAR | CLUB | LEAGUE | CLASS | W-L | PCT | POS. | NOTES |
|----------------------|------------------|-----------------|--------|-----------------|-------------|------|------------------------------|
| 1987 | Wytheville | Appalachian | Rookie | 32-38 | .457 | 4th | Managerial debut at 30 w/CHC |
| 1988 | Charleston | South Atlantic | A | 51-86 | .372 | 5th | |
| 1989 | Peoria | Midwest | A | 80-59 | .576 | 2nd | |
| 1990 | Winston-Salem | Carolina | A | 86-54 | .614 | 2nd | |
| 1991 | Winston-Salem | Carolina | A | 83-57 | .593 | 2nd | |
| 1992 | Iowa | American Assoc. | AAA | 51-92 | .357 | 4th | AAA Cubs |
| 1993 | Colorado Springs | Pacific Coast | AAA | 66-75 | .468 | 3rd | AAA Rockies org |
| 1994 | Colorado Springs | Pacific Coast | AAA | 70-69 | .504 | 3rd | |
| 1995 | Colorado Springs | Pacific Coast | AAA | 77-66 | .538 | 2nd | PCL Champs |
| 1996 | Colorado Springs | Pacific Coast | AAA | 58-93 | .411 | 5th | |
| 2002 | Las Vegas | Pacific Coast | AAA | 85-59 | .590 | 1st | Dodgers; South Div champs |
| 2010 | Houston | National League | MLB | 76-86 | .469 | 4th | 6th place NL MGR of Year |
| 2011 | Houston | National League | MLB | 56-106 | .346 | 6th | |
| 2012 | Houston | National League | MLB | 39-82 | .322 | 6th | Last game August 18 |
| MINOR TOTALS | | | | 739-748 | .497 | | |
| MAJOR TOTALS | | | | 171-274 | .384 | | |
| CAREER TOTALS | | | | 910-1022 | .471 | | |

PLAYING RECORD

| YEAR | CLUB | AVG | G | AB | R | H | 2B | 3B | HR | RBI | BB | SO | SB |
|--------------------|-----------------|-------------|------------|------------|-----------|-----------|----------|----------|----------|-----------|-----------|-----------|----------|
| 1979 | West Palm Beach | .271 | 78 | 258 | 43 | 70 | 12 | 1 | 5 | 30 | 58 | 20 | 8 |
| 1980 | Memphis | .295 | 55 | 190 | 32 | 56 | 18 | 2 | 6 | 44 | 28 | 18 | 1 |
| | Denver | .289 | 52 | 201 | 43 | 58 | 10 | 3 | 2 | 27 | 27 | 16 | 0 |
| | Montreal | .300 | 21 | 60 | 1 | 18 | 1 | 0 | 0 | 8 | 5 | 6 | 0 |
| 1981 | Denver | .314 | 118 | 427 | 65 | 134 | 34 | 1 | 12 | 66 | 38 | 34 | 2 |
| | Montreal | .238 | 17 | 21 | 3 | 5 | 1 | 0 | 0 | 1 | 20 | 1 | 0 |
| 1982 | Wichita | .471 | 4 | 17 | 3 | 8 | 0 | 0 | 0 | 6 | 1 | 3 | 0 |
| | Montreal | .224 | 54 | 67 | 6 | 15 | 3 | 0 | 1 | 2 | 5 | 11 | 0 |
| 1983 | Wichita | .317 | 81 | 271 | 47 | 86 | 21 | 0 | 8 | 46 | 32 | 20 | 3 |
| | Montreal | .250 | 14 | 20 | 1 | 5 | 0 | 0 | 0 | 1 | 2 | 3 | 0 |
| 1984 | Indianapolis | .315 | 66 | 197 | 34 | 62 | 9 | 1 | 3 | 34 | 35 | 10 | 0 |
| | Tucson | .220 | 51 | 164 | 14 | 36 | 7 | 0 | 0 | 13 | 25 | 13 | 0 |
| 1985 | Tucson | .237 | 104 | 308 | 18 | 73 | 10 | 2 | 1 | 35 | 44 | 30 | 0 |
| 1986 | Iowa | .302 | 18 | 53 | 6 | 16 | 6 | 0 | 0 | 7 | 10 | 4 | 0 |
| M.L. TOTALS | | .256 | 106 | 168 | 11 | 43 | 5 | 0 | 1 | 12 | 14 | 21 | 0 |

DIVISION SERIES RECORD

| YEAR | CLUB | AVG | G | AB | R | H | 2B | 3B | HR | RBI | BB | SO | SB |
|------|----------|-----|---|----|---|---|----|----|----|-----|----|----|----|
| 1981 | Montreal | -- | 1 | - | - | - | - | - | - | - | 1 | - | - |



Mike Sarbaugh

16

Age: 45, born April 25, 1967 in Lancaster, PA

Resides: Shillington, PA

Position: Infield & First Base Coach

Bats: R

Throws: R

Height: 6-0

Weight: 190

Managerial/Coaching Career

Mike has been a member of the Indians organization since 1990 as a Minor League player, coach and manager and is beginning his first season on the Major League staff...He is entering his 25th season in professional baseball, having guided the Triple-A Columbus Clippers over each of the last three seasons from 2010-12, leading the Clippers to the International League and Triple-A championships in back-to-back seasons of 2010-11...During his nine seasons (since 2004) piloting Cleveland Minor League affiliates, Mike's teams compiled winning records in each campaign, captured five league titles and qualified for the postseason seven times on his way to a career Minor League managerial mark of 697-511 (.577)...Named the International League Manager of the Year in 2011, the **Baseball America** Manager of the Year in 2010 and was a coach for the 2010 XM All-Star Futures Game... In 2009 led the Aeros to an 89-53 (.627) record, the Southern Division Title and the Eastern League Championship... Was named the Eastern League Manager of the Year in 2009...Managed Southern Division Team in the Eastern League All-Star game in both 2008 and 2009...Named the Carolina League Manager of the Year in 2007 after leading Kinston to both the first and second half Carolina League Southern Division titles, one year removed from the 2006 Carolina League title with Kinston...Led Mahoning Valley to the New York-Penn League Championship in 2004...Was a coach at Class-A Kinston in 1995, 1998-99 and was a coach at AA Akron from 2000-03.

Playing Career

Signed as a non-drafted free agent by the Milwaukee Brewers in 1989 out of Lamar University...Played six seasons of professional baseball, the last five as a member of the Indians organization...Posted a career average of .265 and did not allow a run in four innings as a pitcher at the minor league level.

Personal/Miscellaneous

Full name **JAMES MICHAEL SARBAUGH**... Wife, Nicole...Has a daughter, Marin, and two sons - Michael and Matthew...Holds a degree in Kinesiology from Lamar University...Had an appearance in Major League2.

SARBAUGH'S MANAGERIAL CAREER

| YEAR | CLUB | LEAGUE | CLASS | W-L | PCT | POS. | NOTES |
|---------------------|--------------|----------------|---------|----------------|-------------|---------|--|
| 2004 | Mahoning Vy. | NY-Penn | Short A | 42-34 | .553 | 2nd | NYPL Champs |
| 2005 | Lake County | South Atlantic | A | 72-66 | .522 | 3rd/4th | |
| 2006 | Kinston | Carolina | Adv A | 85-54 | .612 | 1st/2nd | CL Champs |
| 2007 | Kinston | Carolina | Adv A | 87-52 | .626 | 1st/1st | Lost in Semi-Finals; CL Manager of the Year |
| 2008 | Akron | Eastern | AA | 80-62 | .563 | 2nd | Division Champs, Lost in Finals |
| 2009 | Akron | Eastern | AA | 89-52 | .627 | 1st | Division Champs, EL Champs |
| 2010 | Columbus | International | AAA | 79-65 | .549 | 2nd | IL Champs; AAA Champs |
| 2011 | Columbus | International | AAA | 88-56 | .611 | 1st | IL Champs; AAA Champs |
| 2012 | Columbus | International | AAA | 75-69 | .521 | 2nd | |
| MINOR TOTALS | | | | 697-511 | .577 | | |

SARBAUGH'S PLAYING RECORD


| YEAR | CLUB | AVG | G | AB | R | H | 2B | 3B | HR | RBI | BB | SO | SB |
|---------------------|--------------|-------------|------------|-------------|------------|------------|-----------|-----------|-----------|------------|------------|------------|-----------|
| 1989 | Helena | .333 | 24 | 84 | 17 | 28 | 8 | 0 | 2 | 9 | 7 | 16 | 0 |
| | AZ Brewers | .357 | 4 | 14 | 3 | 5 | 0 | 0 | 0 | 3 | 3 | 2 | 0 |
| | Beloit | .146 | 16 | 48 | 4 | 7 | 3 | 0 | 0 | 4 | 1 | 15 | 0 |
| 1990 | Reno | .291 | 121 | 454 | 78 | 132 | 22 | 7 | 6 | 67 | 46 | 76 | 14 |
| | Kinston | .357 | 2 | 8 | 2 | 3 | 0 | 0 | 1 | 3 | 2 | 1 | 0 |
| 1991 | Kinston | .248 | 76 | 262 | 39 | 65 | 12 | 1 | 7 | 33 | 33 | 48 | 3 |
| | Canton-Akron | .067 | 5 | 15 | 1 | 1 | 0 | 0 | 0 | 1 | 1 | 4 | 1 |
| 1992 | Canton-Akron | .233 | 38 | 120 | 19 | 28 | 5 | 0 | 2 | 18 | 8 | 21 | 1 |
| 1993 | Canton-Akron | .249 | 85 | 277 | 29 | 69 | 13 | 5 | 6 | 31 | 20 | 44 | 3 |
| 1994 | Canton-Akron | .272 | 80 | 265 | 35 | 72 | 9 | 2 | 7 | 38 | 24 | 45 | 0 |
| | Charlotte | .200 | 4 | 5 | 0 | 1 | 0 | 0 | 0 | 0 | 0 | 0 | 0 |
| MINOR TOTALS | | .265 | 455 | 1552 | 227 | 411 | 72 | 15 | 31 | 207 | 145 | 272 | 22 |

2013 MAJOR LEAGUE COACHING STAFF

| MEMBER | POSITION | PRO EXP (181YRS) |
|-----------------|------------------|------------------|
| Terry Francona | Manager | 33 |
| Sandy Alomar | Bench Coach | 29 |
| Mickey Callaway | Pitching Coach | 17 |
| Kevin Cash | Bullpen Coach | 13 |
| Brad Mills | Third Base Coach | 34 |
| Mike Sarbaugh | First Base Coach | 24 |
| Ty Van Burkleo | Hitting Coach | 31 |



1963 Father-Son Game
Terry Francona is 4th from the right; Tito Francona 2nd from the right



Ty Van Burkleo

29

Age: 50, born October 7, 1962 in Oakland, CA

Resides: Grass Valley, CA

Position: Hitting Coach

Bats: L

Throws: L

Height: 6-5

Weight: 230

Managerial/Coaching Career

Begins his first season as the Hitting Coach of the Cleveland Indians, his 32nd season in professional baseball, his 6th coaching at the Major League level...Was interim Major League Hitting Coach of the Houston Astros in 2012 from August 19th thru the end of the season...Prior to his interim stint in August he served as the Hitting Coordinator in the Houston Player Development system in 2011-12...Was Bench Coach for the Seattle Mariners and Don Wakamatsu in 2009-2010 and was the Hitting Coach of the Oakland A's in 2007-08...Began his coaching career at Class A Lake Elsinore as a player/coach in 1996 in the Angels system before coaching in the Arizona Diamondbacks Player Development system for four seasons from 1997-2000, including two years at AA El Paso in 1999-2000...Was the Minor League Roving Hitting Instructor for the Anaheim Angels from 2001-2006 prior to joining the A's.

Playing Career


Signed as a non-drafted free agent by the Milwaukee Brewers in 1981...Enjoyed a 15-year professional playing career, appearing in 14 Major League games in 1993 (California) and 1994 (Colorado) before transitioning to coaching in 1996...Played in Japan for five seasons from 1987-1991, leading the 1988 Seibu club to the Japan League title and earning Player of the Year honors (.268, 38HR, 93RBI)...Made MLB debut on July 28, 1993...Lone Major League HR came on August 16, 1993 off Detroit's Bill Gullickson.

Personal/Miscellaneous

Full named **TYLER LEE VAN BURKLEO**... Wife, Christine...Has five children: Britney, Cameron, Sierra, Devin and Walker...Graduated from Chatsworth (CA) High School in 1980 and attended Los Angeles Valley College for one year in 1981 prior to signing with Milwaukee.

PLAYING RECORD

| YEAR | CLUB | AVG | G | AB | R | H | 2B | 3B | HR | RBI | BB | SO | SB |
|---------------------|-------------------|-------------|-------------|-------------|------------|------------|------------|-----------|------------|------------|------------|-------------|-----------|
| 1982 | Beloit | .240 | 129 | 412 | 61 | 99 | 21 | 1 | 22 | 65 | 77 | 135 | 5 |
| 1983 | Stockton | .205 | 111 | 347 | 42 | 71 | 23 | 3 | 7 | 37 | 40 | 117 | 8 |
| 1984 | Stockton | .163 | 47 | 129 | 14 | 21 | 5 | 0 | 1 | 12 | 22 | 48 | 2 |
| | Peoria | .315 | 26 | 73 | 13 | 23 | 7 | 1 | 1 | 10 | 15 | 27 | 4 |
| 1985 | Redwood | .276 | 118 | 366 | 53 | 101 | 20 | 5 | 10 | 52 | 52 | 99 | 8 |
| 1986 | Palm Springs | .268 | 135 | 485 | 94 | 130 | 28 | 3 | 22 | 108 | 97 | 128 | 11 |
| 1987 | Midland | .328 | 48 | 183 | 38 | 60 | 12 | 4 | 12 | 33 | 23 | 58 | 3 |
| | Seibu (Japan) | .279 | 34 | 122 | 19 | 34 | - | - | 6 | 20 | - | - | - |
| 1988 | Seibu (Japan) | .268 | 118 | 366 | 67 | 98 | 10 | 2 | 38 | 93 | - | - | - |
| 1989 | Seibu (Japan) | .210 | 36 | 119 | 14 | 25 | - | - | 6 | 11 | - | - | - |
| 1990 | Seibu (Japan) | .196 | 41 | 112 | 22 | 22 | - | - | 9 | 22 | - | - | - |
| 1991 | Hiroshima (Japan) | .203 | 29 | 59 | 2 | 12 | - | - | 2 | 5 | - | - | - |
| 1992 | Edmonton | .273 | 135 | 458 | 83 | 125 | 28 | 7 | 19 | 88 | 75 | 100 | 20 |
| 1993 | Vancouver | .274 | 105 | 361 | 47 | 99 | 19 | 2 | 6 | 56 | 51 | 89 | 7 |
| | California | .152 | 12 | 33 | 2 | 5 | 3 | 0 | 1 | 1 | 6 | 9 | 1 |
| 1994 | Colorado Springs | .271 | 128 | 428 | 90 | 116 | 28 | 3 | 21 | 86 | 82 | 111 | 4 |
| | Colorado | .000 | 2 | 5 | 0 | 0 | 0 | 0 | 0 | 0 | 0 | 1 | 0 |
| 1995 | Colorado Springs | .286 | 76 | 231 | 43 | 66 | 14 | 2 | 14 | 57 | 29 | 57 | 2 |
| 1996 | Lake Elsinore | .312 | 61 | 202 | 44 | 63 | 14 | 3 | 14 | 50 | 58 | 42 | 4 |
| MINOR TOTALS | | .265 | 1119 | 3675 | 622 | 974 | 219 | 34 | 149 | 654 | 621 | 1011 | 78 |
| MLB TOTALS | | .132 | 14 | 38 | 2 | 5 | 3 | 0 | 1 | 1 | 6 | 10 | 1 |



Armando Camacaro

64

Age: 34, born April 6, 1979 in Caracas, Venezuela

Resides: Guarenas, VZ

Position: Bullpen Catcher

Bats: R

Throws: R

Height: 5-11

Weight: 220

Coaching Career


Begins his fourth season on the Indians coaching staff...Duties include catching starting and relief pitchers and throwing batting practice along with assisting Indians positional coaches with functions relative to their positions.

Playing Career

Spent his entire 11-year professional career in the Indians organization...Compiled a career .224 (299-1333) minor league average in 418 career games since 1999...Signed out of the Tribe's Venezuelan Academy and spent two seasons in the VSL (1999-2000)...Appeared in a career-high 91 games at A Columbus in 2002 and collected a career-high 33RBI in the process...Also stole a career-high 11 bases in 2002...Was on the disabled list from 6/1 to 7/26/2005 with a strained ligament in his left knee after a collision at home plate.

Personal/Miscellaneous

Full name **ARMANDO JOSE CAMACARO**...Resides in Guarenas, Venezuela...Married, wife's name is Heidi.



Francisco Morales

60

Age: 40, born January 31, 1973 in San Pedro de Macoris, DR

Resides: San Pedro de Macoris, DR

Position: Bullpen Catcher

Bats: R

Throws: R

Height: 6-3

Weight: 200

Coaching Career

Begins his third season on the Indians coaching staff...Duties include catching starting and relief pitchers and throwing batting practice along with assisting Indians positional coaches with functions relative to their positions with the club...Began his coaching career in 2006 in the Dominican Summer League academy for the Arizona Diamondbacks and was hitting coach at rookie Yakima in 2007 and spent the last three seasons from 2008-10 at Class A South Bend of the Midwest League in the D-Backs organization.

Playing Career

Morales batted .223 with 45 home runs and 242 RBI in 555 games as a catcher during an eight-year minor league career (1992-99) with the Cubs, Cardinals and Expos organizations...He was originally signed as a free agent by the Cubs on May 23, 1991 and reached the Triple-A level twice with Ottawa in the Expos organization in 1997 and 1999...Chris Antonetti was with the Expos during his tenure with the Montreal organization...Also played four seasons for Long Island and Camden in the Atlantic League from 2000-03 to conclude his playing career.

Personal/Miscellaneous

Full name **FRANCISCO RABSATT MORALES**...Married, Kenia...Two children, Maxwell and Ashly...Enjoys listening to music and spending time with his family.

CLEVELAND INDIANS COACHES, 1920-2012

| | | |
|---------------------------------|--|-------------------------------|
| Adair, Rick, 1992-93 | Hartley, Grover, 1928-30 | Queen, Mel, 1982 |
| Aker, Jack, 1986-87 | Hemus, Solly, 1965 | Radinsky, Scott, 2010-12 |
| Alomar Jr., Sandy, 2010- | Hernandez, Chuck, 2009 | Regan, Phil, 1994, 1999 |
| Appling, Luke, 1961 | Hofman, Bobby, 1971-72 | Rice, Del, 1967 |
| Baker, Del, 1943-44 | Isaac, Luis, 1988-91, 1994-2008 | Riggleman, Jim, 2000 |
| Bassler, Johnny, 1938-40 | Jones, Clarence, 1999-2001 | Rivera, Luis, 2006-09 |
| Belcher, Tim, 2010-11 | Katt, Ray, 1962 | Roberts, Dave, 1987 |
| Bell, Buddy, 1994-1995, 2003-05 | Keller, Dave, 2001-03 | Roth, Frank, 1923-25 |
| Bolek, Ken, 1992-93 | Koenig, Fred, 1986 | Ruel, Harold, 1948-50 |
| Bonds, Bobby, 1984-87 | Kress, Ralph, 1953-60 | Sanford, Jack, 1968-69 |
| Brown, Mike, 2002 | Lemon, Bob, 1960 | Schang, Wally, 1936-38 |
| Bryant, Clay, 1967,1974 | Lipon, John, 1968-71 | Sewell, Luke, 1939-41 |
| Bumbry, Al, 1998, 2002 | Little, Grady, 2000-01 | Shanks, Howie, 1928-32 |
| Chiti, Dom,1990-93 | Lobe, Bill, 1952-56 | Shelton, Derek, 2005-09 |
| Clark, Ron, 1992-93 | Lutz, Joe, 1972-73 | Shotton, Burt, 1942-45 |
| Colavito, Rocky, 1973, 1976-78 | MacKenzie, Gordie, 1991-92 | Simmons, Al, 1950-51 |
| Comer, Steve, 1987 | Manuel, Charlie, 1988-89, 1994-99 | Skinner, Joel, 2001-09 |
| Cuccinello, Tony, 1952-56 | Mathews, Harry, 1926-27 | Smith, Steve, 2010-12 |
| Datz, Jeff, 2002-09 | McCallister, Jack, 1920-26 | Sommers, Dennis, 1980-85 |
| Dauer, Rich, 1990-91 | McCraw, Tom, 1975, 1980-82 | Spahn, Warren, 1972-73 |
| Davenport, Jim, 1989 | McGaha, Mel, 1961 | Spencer, Tom, 1988-89 |
| Deal, Ellis, 1970-71 | McKechnie, William, 1948-49 | Stanky, Eddie, 1957-58 |
| Doby, Larry, 1974 | McMahon, Don, 1983-85 | Strickland, George, 1963-69 |
| Duncan, Dave, 1979-81 | Melillo, Oscar, 1939-40, 1942, 1945-48, 1950 | Susce, George, 1941-49 |
| Easter, Luke, 1969 | Miller, Dave, 2012 | Thompson, Robby, 2002, 2005 |
| Edwards, Doc, 1985-87 | Mills, Buster, 1946 | Tolman, Tim, 2010-11 |
| Estrada, Chuck, 1983 | Moeller, Joe, 1978 | Torborg, Jeff, 1975-77 |
| Evers, Walter, 1970 | Morales, Jose, 1990-93 | Uhlaender, Ted, 2000-01 |
| Falk, Bibb, 1933 | Mullin, Pat, 1967 | Uhle, George, 1936-37 |
| Farrell, Kerby, 1970-71 | Murray, Eddie, 2002-05 | Valo, Elmer, 1963-64 |
| Felix, Ruben, 2004-06 | Napoleon, Ed, 1983-85 | Wiedenbauer, Tom, 2012 |
| Fields, Bruce, 2011-12 | Nelson, Dave, 1992-97 | White, Joyner, 1959-60 |
| Fitzgerald, Ed, 1960 | Newman, Jeff, 1992-99 | Whitehill, Earl, 1941 |
| Flowers, Jake, 1951-52 | Niebla, Ruben, 2012 | Wiley, Mark, 1988-91, 1995-98 |
| Garcia, Dave, 1975-76, 1979 | Nossek, Joe, 1977-81 | Wilks, Ted, 1960 |
| Gharrity, Patsy, 1933-35 | O'Neill, Mickey, 1930 | Williams, Billy, 1990-91 |
| Goryl, John, 1982-88, 1997-98 | O'Neill, Steve, 1949 | Willis, Carl, 2003-09 |
| Graham, Brian, 1999 | Otero, Reggie, 1966 | Wolgamot, Earl, 1931-33 |
| Haddix, Harvey, 1975-78 | Pacheco, Tony, 1974 | Wynn, Early, 1964-66 |
| Harder, Mel, 1948-63 | Parker, Salty, 1962 | Zwilling, Dutch, 1941 |
| Hargrove, Mike, 1990-91 | Pole, Dick, 2000-01 | |
| Harrah, Toby, 1996 | | |
| Hartenstein, Chuck, 1979 | | |

ATHLETIC TRAINING



LONNIE SOLOFF begins his tenth season as the Head Athletic Trainer with the Cleveland Indians after spending five years as Assistant Athletic Trainer and physical therapist for the Cincinnati Reds. In 2006 Lonnie was promoted as the organization's Director of Medical Services where he oversees all aspects of the club's medical, rehabilitation and strength and conditioning programs.

Lonnie and his staff are widely respected around the professional sports industry and following the 2007 campaign the Indians Athletic Training and Medical staffs were recognized as MLB's best by a membership of their peers, PBATS and **Baseball Prospectus**, a leading baseball research and content organization. He was also a member of the 2012 Athletic Training Staff at the All-Star Game in Kansas City.

While attending St. Louis University, Lonnie received a bachelor's degree in exercise science, a master's degree in physical therapy and attained his certification in athletic training. Lonnie has taken an active role in teaching orthopedics and baseball sports medicine, which has enabled him to lecture nationally and participate in research studies. The 38-year old is a member of the NATA and APTA and began his career in baseball with the St. Louis Cardinals in 1996 as part of the PBATS internship program.

Lonnie, a native of New Orleans, resides in Avon Lake, OH with his wife and three children.



JEFF DESJARDINS, 39, is entering his fourth season as an Assistant Athletic Trainer on the Major League staff and his 13th season in the Indians organization.

Desjardins spent 9 seasons as a minor league athletic trainer in the Cleveland Indians Player Development System from 2001-09. He spent three seasons (2007-2009) serving a dual role as the Indians Athletic Training Coordinator and Athletic Trainer at the club's Triple-A affiliates in Buffalo, NY and Columbus, OH. In 2005 and 2006, he was the Athletic Trainer for the Indians AA Akron affiliate. In 2006 he was named the Eastern League Athletic Trainer of the Year and was selected to represent the Indians in the Arizona Fall League. He held the same position in Kinston, NC in 2004 and in Lake County, OH in 2003. Desjardins originally joined the Indians organization in 2001

as the athletic trainer in Burlington, NC and served in that role for two seasons.

A graduate of Plymouth State College in Plymouth, New Hampshire, Desjardins is a certified athletic trainer and a certified strength and conditioning specialist. He is also an American Red Cross First Aid and CPR Instructor for the professional rescuer.

The Gorham, Maine native currently resides in Cleveland with his wife and son.



MICHAEL SALAZAR begins second season as Major League Assistant Athletic Trainer.

Salazar, 37, spent the previous 12 seasons as a Minor League Athletic Trainer in the Cleveland Indians Player Development system after joining the organization in 2000. Salazar spent two seasons (2010-2011) as the Athletic Trainer for the Triple-A Champion Columbus Clippers. He also spent three seasons at Double-A Akron (2007-2009) and has spent at least one season at every current Indians Minor League affiliate.

Prior to working with the Tribe, Michael spent one year in the Atlanta Braves organization in a similar capacity. Michael was the Head Athletic Trainer for the Dominican Republic World Baseball Classic squad in both 2006 and 2009 and this off-season worked in

the same capacity for Aguilas in the Dominican Winter League.

Michael obtained his under graduate degree at Manchester College (IN) and completed his graduate work at the University of Alabama at Birmingham. A native of Chicago, IL, he now resides in Cleveland.



JIM MEHALIK enters his 19th season with the Cleveland Indians, serving in 2013 as a physical therapy consultant. Along with Lonnie Soloff and the Athletic Training Staff, Jim coordinates the rehabilitation and physical therapy programs for the organization's injured players.

After graduating from Ohio State in 1988 with a degree in Allied Health Sciences, Jim was a staff therapist at Lorain Community Hospital and later was the Director of Rehabilitation at Lutheran Hospital from 1993-2010. In 2010 he assumed his current role as a Clinical Rehabilitation Manager at the Cleveland Clinic. Jim went on to earn his Doctor of Physical Therapy degree from the University of Montana in 2012.

Mehalik, 46, resides in Brunswick Hills, OH with his wife, Lisa, and their three children, Haley, Jacob and Hannah.

HISTORY OF TRIBE ATHLETIC TRAINERS

According to The Cleveland Indians Encyclopedia, Fred Weisman was the first full-time athletic trainer for the Indians. Starting with Weisman (1921-49), just five men have served as head trainer of the Tribe since 1921. Wally Bock (1950-70) followed Weisman. Jim Warfield (1971-96) followed Bock. Paul Spicuzza was head athletic trainer from 1996-2003.

STRENGTH AND CONDITIONING



JOE KESSLER is in his fourth season as the Major League Strength and Conditioning Coach after being named to the position on January 8, 2010.

Kessler, 31, originally joined the Indians organization in March of 2009. He spent the 2009 season as an Assistant Strength and Conditioning Coach in Goodyear, Arizona where he worked with players based out of the Goodyear complex and assisted those who were rehabilitating from previous injuries. Kessler's previous experience includes two years as the Director of Athletic Development for OAK Athletic Development in Bourbonnais, IL and also spent two seasons as a Strength and Conditioning Assistant with the Indianapolis Colts from 2005-07 after interning with the Chicago Bears in 2004.

Joe is a 2004 graduate of Illinois State University where he majored in kinesiology with a concentration in exercise science. He resides in Fairview Park with his wife and daughter. He is a big fan of Brady Hoke and the University of Michigan Football Wolverines.



TODD KUBACKI begins his sixth season with the Indians organization and first as the Minor League Strength and Conditioning Coordinator. Todd will be based out of the Goodyear, Arizona Player Development Complex and will spend his off-season conditioning the club's Major and Minor League players who reside in the valley.

The Austintown, Ohio native graduated Magna Cum Laude from Youngstown State in 2007 with a degree in political science with a mathematics minor and later volunteered in the YSU Athletics weight room following graduation. He joined the Indians as a strength intern at Lake County in 2008, spent 2009 in Akron, 2010-12 in AAA Columbus and was a part of three straight league championships from 2009-2011.

Todd, 28, is single and resides in Goodyear, Arizona.

I worked 13 years as a scout evaluating amateur, Minor League and Major League Baseball players. When my contract was not renewed, I had nowhere to turn to pay my mortgage and my bills became overwhelming. A friend suggested that I contact B.A.T. about my situation. B.A.T. stepped up in our time of need and helped us get back on our feet.

I am a baseball scout

I am part of the Baseball Family

I am a B.A.T. grant recipient




The Baseball Assistance Team provides members of the Baseball Family with medical, financial, and psychological assistance through charitable contributions from corporations, foundations and individuals. In fact, the Baseball Assistance Team has assisted dozens of Major League and Minor League Scouts with 3 years of service, their widows or their children with grants since 1986. If you know of a Scout or any member of the Baseball Family in need of assistance please contact B.A.T. at 866-605-4594. All grants are confidential.



Connect with us on Facebook and Twitter
www.baseballassistanceteam.com

2013 Cleveland Indians



2012 Indians Man of the Year Vinnie Pestano

| | |
|---|---------|
| 40-Man Roster and Spring Invitees..... | 81-208 |
| Cleveland Indians Birthdays..... | 208 |
| Cleveland Indians Roster..... | 209-211 |
| Formation of the 2013 Cleveland Indians..... | 80 |
| Phonetic Pronunciations for 2013 Indians..... | 206 |

Footnotes refer to player statistics that follow: () League Leader, (#) Tied for league lead*

2013 ROSTER FORMATION

INDIANS SELECTED IN THE FREE AGENT DRAFT (10)

| Player | Draft Year | Round | School | Scout |
|--------------------|------------|-------------|--------------------------------------|----------------|
| Allen, Cody | June 2011 | 23rd | High Point (NC) University | Bob Mayer |
| Chisenhall, Lonnie | June 2008 | 1st (29th) | Pitt Junior College (Greenville, NC) | Bob Mayer |
| Fedroff, Tim | June 2008 | 7th | University of North Carolina | Bob Mayer |
| Haley III, Trey | June 2008 | 2nd | Central Heights HS (Nacogdoches, TX) | Kevin Cullen |
| House, TJ | June 2008 | 16th | Picayune HS (MS) | Chuck Bartlett |
| Huff, David | June 2006 | 1st* (39th) | University of California-Berkeley | Vince Sagisi |
| Kipnis, Jason | June 2009 | 2nd | Arizona State University (Tempe) | Byron Ewing |
| Pestano, Vinnie | June 2006 | 20th | Cal State Fullerton (CA) | Jason Smith |
| Phelps, Cord | June 2008 | 3rd | Stanford University (Palo Alto, CA) | Don Lyle |
| Tomlin, Josh | June 2006 | 19th | Texas Tech University (Lubbock) | Mike Daly |

*Supplemental 1st Round

INDIANS ACQUIRED BY TRADE (21)

| Player | From | Date | With | For |
|--------------------|----------------|--------------------------------|--|--|
| Albers, Matt # | Arizona | December 11, 2012 | RHP Bryan Shaw RHP Trevor Bauer OF Drew Stubbs (from CIN) | LHP Tony Sipp INF Didi Gregorius (from CIN) INF Jason Donald (to CIN) OF Shin-Soo Choo (to CIN) |
| Aviles, Mike | Toronto | November 3, 2012 | CA/INF Yan Gomes | RHP Esmil Rogers |
| Barnes, Scott | San Francisco | July 27, 2009 | | INF Ryan Garko |
| Bauer, Trevor # | Arizona | December 11, 2012 | RHP Bryan Shaw RHP Matt Albers OF Drew Stubbs (from CIN) | LHP Tony Sipp INF Didi Gregorius (from CIN) INF Jason Donald (to CIN) OF Shin-Soo Choo (to CIN) |
| Brantley, Michael* | Milwaukee | Oct. 3, 2008 (July 7, 2008) | RHP Rob Bryson LHP Zach Jackson OF/INF Matt LaPorta | LHP CC Sabathia |
| Cabrera, Asdrubal | Seattle | June 30, 2006 | | 1B Eduardo Perez |
| Carrasco, Carlos | Philadelphia | July 29, 2009 | INF Jason Donald RHP Jason Knapp C Lou Marson | OF Ben Francisco LHP Cliff Lee |
| Carrera, Ezequiel | Seattle | June 27, 2010 | INF Juan Diaz | INF Russell Branyan & cash |
| Diaz, Juan | Seattle | June 27, 2010 | OF Ezequiel Carrera | INF Russell Branyan & cash |
| Gomes, Yan | Toronto | November 3, 2012 | INF Mike Aviles | RHP Esmil Rogers |
| Hagadone, Nick | Boston | July 31, 2009 | RHP Justin Masterson RHP Bryan Price | C Victor Martinez |
| Jimenez, Ubaldo | Colorado | July 31, 2011 | | RHP Joe Gardner/Alex White LHP Drew Pomeranz INF Matt McBride |
| Kluber, Corey# | San Diego | July 31, 2010 | | RHP Jake Westbrook (to StL) |
| Marson, Lou | Philadelphia | July 29, 2009 | RHP Carlos Carrasco INF Jason Donald RHP Jason Knapp | OF Ben Francisco LHP Cliff Lee |
| Masterson, Justin | Boston | July 31, 2009 | LHP Nick Hagadone RHP Bryan Price | C Victor Martinez |
| McAllister, Zach* | New York-AL | Aug. 20, 2010 | | OF Austin Kearns |
| Perez, Chris | St. Louis | June 27, 2009 | RHP Jess Todd (PTBNL) | INF/OF Mark DeRosa |
| Santana, Carlos | Los Angeles-NL | July 26, 2008 | RHP John Meloan | INF Casey Blake & cash |
| Shaw, Bryan # | Arizona | December 11, 2012 | RHP Matt Albers RHP Trevor Bauer OF Drew Stubbs (from CIN) | LHP Tony Sipp INF Didi Gregorius (from CIN) INF Jason Donald (to CIN) OF Shin-Soo Choo (to CIN) |
| Stubbs, Drew# | Cincinnati | December 11, 2012 | | OF Jason Donald/Cash OF Shin-Soo Choo |
| Smith, Joe# | New York-NL | December 10, 2008 | INF Luis Valbuena (from SEA) | OF Franklin Gutierrez (to SEA) |

* As Player To Be Named Later

3-way trade

AS FREE AGENT (3)

| Player | Date |
|----------------|--------------|
| Reynolds, Mark | Dec 18, 2012 |
| Swisher, Nick | Jan 3, 2013 |
| Myers, Brett | Jan 4, 2013 |

*Minor League FA

AS NON-DRAFTED FREE AGENT (3)

| Player | Date |
|-----------------|---------------|
| Herrmann, Frank | Aug. 14, 2005 |
| Lee, CC | Sept 16, 2008 |
| Salazar, Danny | July 3, 2006 |

ON WAIVER CLAIM (3)

| Player | Date |
|---------------|---------------------|
| Wood, Blake | Nov 2, 2012 |
| McDade, Mike | Nov 30, 2012 |
| McGuinness, C | Dec 6, 2012 (RuleV) |



Jesus Aguilar

74

Age: 22, born June 30, 1990 in Maracay, VZ

Resides: Maracay, VZ

Position: First Base

Bats: R

Throws: R

Height: 6-3

Weight: 250

ML Service: 0 + 000

Contract Status: Signed thru 2013

Acquired: November 13, 2007; Signed by the Cleveland Indians as a non-drafted free agent.

| YEAR | CLUB | AVG | G | AB | R | H | 2B | 3B | HR | RBI | SH | SF | HB | BB | SO | SB | CS | SLG | OBP | OPS | E |
|--------------------------|-----------------|-------------|------------|-------------|------------|------------|------------|----------|-----------|------------|----------|-----------|-----------|------------|------------|-----------|----------|-------------|-------------|-------------|-----------|
| 2008 | DSL Indians | .209 | 68 | 235 | 23 | 49 | 12 | 0 | 4 | 45 | 1 | 9 | 6 | 23 | 29 | 4 | 3 | .311 | .286 | .596 | 8 |
| 2009 | DSL Indians | .305 | 55 | 200 | 33 | 61 | 16 | 0 | 5 | 46 | 0 | 1 | 6 | 31 | 24 | 5 | 1 | .460 | .412 | .872 | 3 |
| 2010 | AZL Indians | .259 | 29 | 112 | 15 | 29 | 2 | 1 | 7 | 22 | 0 | 4 | 2 | 5 | 33 | 1 | 1 | .482 | .293 | .775 | 4 |
| | Mahoning Valley | .244 | 32 | 123 | 8 | 30 | 9 | 0 | 2 | 17 | 0 | 2 | 0 | 11 | 28 | 2 | 0 | .366 | .301 | .667 | 6 |
| 2011 | Lake County | .292 | 95 | 349 | 58 | 102 | 27 | 2 | 19 | 69 | 0 | 3 | 10 | 35 | 98 | 1 | 0 | .544 | .370 | .915 | 12 |
| | Kinston | .257 | 31 | 113 | 12 | 29 | 3 | 0 | 4 | 13 | 0 | 0 | 0 | 11 | 28 | 1 | 0 | .389 | .323 | .712 | 2 |
| 2012 | Carolina | .277 | 107 | 368 | 63 | 102 | 25 | 2 | 12 | 58 | 0 | 5 | 9 | 45 | 91 | 0 | 1 | .454 | .365 | .819 | 4 |
| | Akron | .292 | 20 | 72 | 12 | 21 | 6 | 0 | 3 | 13 | 0 | 1 | 1 | 13 | 24 | 0 | 0 | .500 | .402 | .902 | 0 |
| Minor Lge. Totals | | .269 | 437 | 1572 | 224 | 423 | 100 | 5 | 56 | 283 | 1 | 25 | 34 | 174 | 355 | 14 | 6 | .446 | .349 | .795 | 39 |

CAREER TRANSACTIONS

2007 Signed by the Cleveland Indians as a non-drafted free agent, 11/13.

2012 Season Highlights

- ◆ Hit a combined .280 (123-440) with 31 doubles, 2 triples, 15 home runs and 71RBI in 127 games between A Carolina and AA Akron (.372OB/.833OPS)...Ranked 4th in Indians Player Development system with 71 RBI...Named Carolina League Batter of the Week 4/30-5/7 and hit .348 (31-89) in 26 May games with 8 2B, 2 3B, 3HR & 16RBI, 3rd highest average in May in the CL...Had three 2HR games for Carolina and was promoted to AA Akron on August 14, where he had 7 multi-hit games for the Eastern League champs.
- ◆ Played for World Team in the 2012 All-Star Futures Game (KC)...Hit .312 (24-77) combined off left-handed pitching in 2012...Played for Caracas in the VZ Winter League after the season, hitting .267 (16-60) with 7 2B, 3HR & 9RBI in 22 games (.862OPS)...Enters 2013 ranked as the 10th best prospect and best power hitter in the Indians organization according to *Baseball America*.

Pro Career

- ◆ **2011** Spent most of season at A Lake County and led the Indians Player Development System in RBI (82) and was 2nd in home runs (23) and 3rd in hits (131)... Named to the Midwest League Postseason All-Star Team and an *MILB.com* Organization All-Star... Even though he played just 95 games for Low-A Lake County he still finished 7th in the Midwest League in home runs (19), 16th in RBI (69), 2nd in slugging pct. (.544), 2nd in OPS (.915) and was 2nd in home runs to at bat ratio (1 in 18.4).
- ◆ **2010** Split season between Arizona rookie ball team and Mahoning Valley...Named NYPL Player of the Week for the week of 9/6.
- ◆ **2009** Named to Dominican Summer League midseason all-star team.

Personal/Miscellaneous

Full name **JESUS ALEXANDER AGUILAR**...Originally was signed as a third baseman and played first base and outfield his first pro season...On Twitter: @JAguilarCLE.



Matt Albers

32

Age: 30, January 20, 1983 in Houston, TX

Resides: The Woodlands, TX

Position: Pitcher

Bats: L

Throws: R

Height: 6-1

Weight: 225

ML Service: 5 + 141

Contract Status: Signed thru 2013

Acquired: December 11, 2012; Acquired by Cleveland from Arizona along with RHP Trevor Bauer and RHP Bryan Shaw in exchange for 1B Lars Anderson, LHP Tony Sipp (from Indians) and INF Didi Gregorius (from Reds)...The 3-team trade also sent OF Shin-Soo Choo, INF Jason Donald and cash from Cleveland to Cincinnati and OF Drew Stubbs from Cincinnati to Cleveland.

| YEAR | CLUB | W-L | ERA | G | GS | CG | SHO | SV | IP | H | R | ER | HR | HB | BB | SO | WP | BK | AVG | SLG | OBP | OPPONENTS | | | | | | | | | | | | | | | | | | | | | | | |
|--------------------------|----------------|--------------|-------------|------------|------------|----------|----------|----------|--------------|------------|------------|------------|-----------|-----------|------------|------------|-----------|----------|-------------|-------------|-------------|-----------|-----------|-----------|-----------|-----------|-----------|-----------|-----------|-----------|-----------|-----------|-----------|-----------|-----------|-----------|-----------|-----------|-----------|-----------|-----------|-----------|-----------|-----------|-----------|
| | | | | | | | | | | | | | | | | | | | | | | AVG | SLG | OBP | | | | | | | | | | | | | | | | | | | | | |
| 2002 | Martinsville | 2-3 | 5.13 | 13 | 13 | 0 | 0 | 0 | 59.2 | 61 | 38 | 34 | 2 | 7 | 38 | 72 | 5 | 1 | .274 | .368 | .391 | | | | | | | | | | | | | | | | | | | | | | | | |
| 2003 | Tri-City | 5-4 | 2.92 | 15 | 14 | 0 | 0 | 0 | 86.1 | 69 | 37 | 28 | 1 | 5 | 25 | 94 | 4 | 1 | .214 | .283 | .281 | | | | | | | | | | | | | | | | | | | | | | | | |
| 2004 | Lexington | 8-3 | 3.31 | 22 | 21 | 0 | 0 | 0 | 111.1 | 95 | 51 | 41 | 3 | 6 | 57 | 140 | 11 | 0 | .237 | .322 | .341 | | | | | | | | | | | | | | | | | | | | | | | | |
| 2005 | Salem | 8-12 | 4.66 | 28 | 27 | 0 | 0 | 0 | 148.2 | 161 | 86 | 77 | 15 | 8 | 62 | 146 | 7 | 0 | .278 | .425 | .354 | | | | | | | | | | | | | | | | | | | | | | | | |
| 2006 | Corpus Christi | 10-2 | 2.17 | 19 | 19 | 0 | 0 | 0 | 116.0 | 96 | 40 | 28 | 4 | 12 | 47 | 95 | 9 | 0 | .223 | .311 | .315 | | | | | | | | | | | | | | | | | | | | | | | | |
| | Round Rock | 2-1 | 3.96 | 4 | 4 | 0 | 0 | 0 | 25.0 | 24 | 11 | 11 | 2 | 2 | 10 | 26 | 0 | 0 | .253 | .400 | .336 | | | | | | | | | | | | | | | | | | | | | | | | |
| | Houston | 0-2 | 6.00 | 4 | 2 | 0 | 0 | 0 | 15.0 | 17 | 10 | 10 | 1 | 0 | 7 | 11 | 0 | 0 | .298 | .421 | .375 | | | | | | | | | | | | | | | | | | | | | | | | |
| 2007 | Round Rock | 2-3 | 3.74 | 9 | 9 | 1 | 0 | 0 | 53.0 | 50 | 28 | 22 | 6 | 2 | 22 | 43 | 3 | 0 | .256 | .405 | .333 | | | | | | | | | | | | | | | | | | | | | | | | |
| | Houston | 4-11 | 5.86 | 31 | 18 | 0 | 0 | 0 | 110.2 | 127 | 77 | 72 | 18 | 7 | 50 | 71 | 7 | 0 | .291 | .492 | .367 | | | | | | | | | | | | | | | | | | | | | | | | |
| 2008 | Baltimore | 3-3 | 3.49 | 28 | 3 | 0 | 0 | 0 | 49.0 | 43 | 21 | 19 | 4 | 2 | 22 | 26 | 1 | 0 | .240 | .330 | .325 | | | | | | | | | | | | | | | | | | | | | | | | |
| | Aberdeen | 0-0 | 0.00 | 2 | 0 | 0 | 0 | 0 | 2.0 | 1 | 0 | 0 | 0 | 0 | 1 | 4 | 0 | 0 | .143 | .143 | .250 | | | | | | | | | | | | | | | | | | | | | | | | |
| 2009 | Norfolk | 1-0 | 5.68 | 10 | 0 | 0 | 0 | 0 | 12.2 | 19 | 11 | 8 | 1 | 0 | 5 | 12 | 2 | 0 | .328 | .431 | .381 | | | | | | | | | | | | | | | | | | | | | | | | |
| | Baltimore | 3-6 | 5.51 | 56 | 0 | 0 | 0 | 0 | 67.0 | 80 | 43 | 41 | 3 | 2 | 36 | 49 | 3 | 0 | .303 | .409 | .388 | | | | | | | | | | | | | | | | | | | | | | | | |
| 2010 | Baltimore | 5-3 | 4.52 | 62 | 0 | 0 | 0 | 0 | 75.2 | 78 | 41 | 38 | 6 | 2 | 34 | 49 | 2 | 0 | .269 | .376 | .350 | | | | | | | | | | | | | | | | | | | | | | | | |
| 2011 | Pawtucket | 0-0 | 0.00 | 2 | 0 | 0 | 0 | 0 | 3.0 | 1 | 0 | 0 | 0 | 0 | 0 | 2 | 0 | 0 | .100 | .100 | .100 | | | | | | | | | | | | | | | | | | | | | | | | |
| | Boston | 4-4 | 4.73 | 56 | 0 | 0 | 0 | 0 | 64.2 | 62 | 35 | 34 | 7 | 5 | 31 | 68 | 2 | 0 | .251 | .389 | .344 | | | | | | | | | | | | | | | | | | | | | | | | |
| 2012 | Boston | 2-0 | 2.29 | 40 | 0 | 0 | 0 | 0 | 39.1 | 30 | 14 | 10 | 6 | 1 | 15 | 25 | 0 | 0 | .216 | .360 | .293 | | | | | | | | | | | | | | | | | | | | | | | | |
| | Arizona | 1-1 | 2.57 | 23 | 0 | 0 | 0 | 0 | 21.0 | 16 | 7 | 6 | 3 | 1 | 7 | 19 | 1 | 0 | .213 | .333 | .289 | | | | | | | | | | | | | | | | | | | | | | | | |
| Minor Lge. Totals | | 38-28 | 3.63 | 124 | 107 | 1 | 0 | 0 | 617.2 | 577 | 302 | 249 | 34 | 42 | 267 | 634 | 41 | 2 | .249 | .356 | .335 | | | | | | | | | | | | | | | | | | | | | | | | |
| CLEVELAND TOTALS | | | | | | | | | | | | | | | | | | | | | | | -- | -- | -- | -- | -- | -- | -- | -- | -- | -- | -- | -- | -- | -- | -- | -- | -- | -- | -- | -- | -- | -- | -- |
| American League | | 17-16 | 4.32 | 242 | 3 | 0 | 0 | 0 | 295.2 | 293 | 154 | 142 | 26 | 12 | 138 | 217 | 8 | 0 | .262 | .377 | .347 | | | | | | | | | | | | | | | | | | | | | | | | |
| National League | | 5-14 | 5.40 | 58 | 20 | 0 | 0 | 0 | 146.2 | 160 | 94 | 88 | 22 | 8 | 64 | 101 | 8 | 0 | .281 | .464 | .358 | | | | | | | | | | | | | | | | | | | | | | | | |
| M.L. TOTALS | | 22-30 | 4.68 | 300 | 23 | 0 | 0 | 0 | 442.1 | 453 | 248 | 230 | 48 | 20 | 202 | 318 | 16 | 0 | .268 | .406 | .351 | | | | | | | | | | | | | | | | | | | | | | | | |

CAREER TRANSACTIONS

- 2001 Selected by the Houston Astros in the 23rd round of the June draft, signed 5/31/2002.
- 2007: Traded by the Houston Astros with Mike Costanzo, Troy Patton, Dennis Sarfate and Luke Scott to the Baltimore Orioles for Miguel Tejada, 12/12.
- 2008 DL - right shoulder inflammation, 6/26-remainder of season...rehab at A Aberdeen, 9/1-4.
- 2010 Granted Free Agency, 12/2.
- 2010: Signed as a free agent with the Boston Red Sox, 12/16.
- 2011 DL - right lat strain, 4/6-21...rehab at AAA Pawtucket, 4/17-19.
- 2012 Traded by the Boston Red Sox with Scott Podsednik to the Arizona Diamondbacks for Craig Breslow, 7/31.
- 2012 Acquired by Cleveland from Arizona along with Trevor Bauer and Bryan Shaw in exchange for Lars Anderson, Tony Sipp (from Indians) and Didi Gregorius (from Reds)...The 3-team trade also sent Shin-Soo Choo, Jason Donald and cash from Cleveland to Cincinnati and Drew Stubbs from Cincinnati to Cleveland, 12/11.

FIELDING BY POSITION

| PCT | G | PO | 2012 | | | | | DP | PCT | G | PO | CAREER | | | | |
|------|----|----|------|---|----|---|---------|------|-----|----|----|--------|----|---|--|--|
| | | | A | E | TC | A | E | | | | | TC | DP | | | |
| .900 | 63 | 1 | 8 | 1 | 10 | 1 | Pitcher | .957 | 300 | 28 | 60 | 4 | 92 | 7 | | |

PITCHERS HITTING

| AVG | AB | 2012 | | | RBI | AVG | AB | CAREER | | |
|-----|----|------|----|-----|------|-----|----|--------|----|-----|
| | | H | HR | RBI | | | | H | HR | RBI |
| -- | -- | -- | -- | -- | .059 | 34 | 2 | 0 | 0 | |

2012 Season Highlights

- ◆ Split the 2012 season between the Boston Red Sox and Arizona, going a combined 3-1 with a 2.39ERA in a career-high 63 relief appearances (60.1IP, 46H, 16ER, 22BB, 44K, .215AVG)...Over Matt's final 11 outings with the D-Backs in September he posted an ERA of 1.80 (10.0IP, 9H, 2R/ER, 9K)...On the year with Boston and Arizona he limited left-handed batters to a .207 (17-82) average against...His 2.39 ERA was 2.34 points less than his total in 2011 (4.73).
- ◆ Limited opponents to a career-low .215 average (46-214), including a .213 mark (16-for-75) with the D-backs.... Averaged a career-low 3.3 walks per 9.0 IP...Allowed 17-of-49 (34.7%) of inherited runners to score...Posted a 1.29 ERA (2 ER in 14.0 IP) in his first 12 games from April 7-May 6.

Pro Career

- ◆ **2011** In 1st season with Boston, fanned career-high 9.46 batters per 9.0 innings (68 K's/64.2 IP), the 2nd-highest mark among qualifying club relievers (Papelbon, 12.17) and 15th best in the AL...Entered August with 8 holds, a 2.09 ERA (10 ER/43.0 IP) and 43 strikeouts in his 1st 35 appearances of the season...Ranked 10th in the AL at that time in ERA among hurlers with at least 40.0 innings...Allowed runs in 11 of his 21 subsequent outings from 8/1 through the remainder of the season, posting a 9.97 ERA (24 ER/21.2 IP) in that time, but held opponents scoreless in 6 of his last 9 appearances beginning 9/4...Threw 13.1 scoreless innings in July, the most innings by any Major Leaguer with no runs allowed in the month...Also posted ERA's under 2.00 in April (1.50) and June (1.93)...Tallied career-high 10-game/13.1-inning scoreless streak from 7/1-28...Went 8 scoreless outings from 6/4-24 (8.1 IP)...Struck out 2 or more batters in 6 straight outings from 7/5-25, his longest career streak as a reliever and matching the longest by any AL reliever in 2011 (also Alfredo Aceves, 8/13-27)...6th in the AL with 21 relief outings more than 1.0 inning...Placed on the 15-day DL on 4/6 with a right latissimus strain...Activated on 4/21...Yielded a solo home run to Garrett Jones over 0.2 IP on 6/25 vs. PIT...The homer snapped a career-long stretch of 60 games and 77.0 IP without allowing a long ball beginning 6/13/10...The 77.0 innings had been the longest active homerless streak by an AL reliever.
- ◆ **2010** Led the Orioles with a career-high 62 appearances, all in relief...Ranked 3rd among AL relievers with 75.2 innings pitched...Also finished among AL relief qualifiers in winning percentage (4th, .625, 5-3) and ground ball/fly ball ratio (10th, 2.12)...Tossed more than 1.0 inning on 25 occasions, tops among AL relievers and 3rd in the Majors...His 75.2 innings set a career relief high...All 3 losses came in his 1st 10 appearances through 4/24, over which he posted a 9.35 ERA (9 ER/8.2 IP)...Compiled a 3.90 ERA (29 ER/67.0 IP) throughout the remainder of the season with a 5-0 record, his longest career winning streak...Set season-highs with 3.1 innings and 4 strikeouts (tied), 7/19 vs. TB... Also had 4 K's on 7/26 at TOR.
- ◆ **2009** Made 56 relief outings for the Orioles in his 1st Major League season pitching exclusively out of the bullpen... Had 4 stints at the Major League level, from the start of the season through 4/11, 4/15-28, 5/22-8/17 and 9/1 end of season...Owned a 1-3 record with a 3.58 ERA (15 ER/37.2 IP) in the 1st half but went 2-3 with a 7.98 ERA (26 ER/29.1 IP) after the All-Star break...Pitched to a 2.12 ERA (7 ER/29.2 IP) in a 21-game stretch from 6/5-7/31.
- ◆ **2008** Pitched to a career-best 3.49 ERA (19 ER/49.0 IP) over 28 games (3 starts) in his 1st season with the Orioles... Was on a Major League Opening Day roster for the 1st time...Left start on 6/25 at CHI after 0.1 innings with discomfort in his right shoulder...Placed on 15-day DL on 6/26 w/right shoulder inflammation and missed remainder of the season... Transferred to 60-day disabled list on 8/20...Overall, compiled a 2.63 ERA (11 ER/37.2 IP) in relief compared to a 6.35 (8 ER/11.1 IP) mark in 3 starts.
- ◆ **2007** Set career-highs in starts (18), innings (110.2) and strikeouts (71) in 31 contests over 2 stints with Houston... Began the season at Triple-A Round Rock before being called up to Houston on 4/17...Started 7 games for the Astros from 4/20-5/23 and was optioned to Round Rock on 5/24...Was recalled on 6/28 and remained in the Majors for the remainder of the season...Fanned a season-high 10 batters in a 9.0-inning, complete-game victory at Sacramento on 6/3...Ranked 8th among NL rookies in innings pitched and strikeouts...Finished 6th in the NL (min. 100 batters faced) with a .184 opponent batting average (23-for-125) with 2 outs...Earned his 1st Major League victory in his 8th career appearance (6th start), 5/5 at STL, with a career-high, 7.1 shutout innings...Finished the season with 9 consecutive starts beginning 8/14...Recorded a career-high 8 strikeouts over 5.0 innings in his final start of the season, 9/28 vs. ATL...Traded from Houston to Baltimore with OF Luke Scott, RHP Dennis Sarfate, LHP Troy Patton and minor league 3B Mike Costanzo in exchange for SS Miguel Tejada on 12/12.

- ◆ **2006** Pitched in 4 games, including 2 starts, for Houston in his 1st Major League action...Began the season at Double-A Corpus Christi and was named Texas League Pitcher of the Year after going 10-2 with a 2.17 ERA (28 ER/116.0 IP) in 19 starts...Was promoted straight to Houston on 7/21... At the time, was leading the Texas League in wins (10) and ERA (2.17) and ranked 3rd with 95 strikeouts...Made his Major League debut on 4/25 vs. CIN...Entered in the 9th inning and got a fielder's choice out after allowing a double to his 1st batter faced, Scott Hatteberg...Made his 1st Big League start on 8/3 at SD, allowing 5 runs in 5.0 IP to suffer the loss...Was optioned to Triple-A Round Rock on 8/4 and recalled on 9/1, but was optioned back to make a playoff start for the Express on 9/7...Recalled on 9/16 and made his 2nd Big League start on 9/19 vs. CIN...Following the season, went 0-1 with a 3.94 ERA (7 ER/16.0 IP) in 6 starts for Mesa of the Arizona Fall League.
- ◆ **2005** Spent most of the season in the starting rotation at High-A Salem, finishing tied for 4th in the Carolina League with a team-high 146 strikeouts...Ranked 4th among qualifying league starters with 8.65 strikeouts per 9.0 innings (138 K's/143.2 IP) in that role...Finished 5-1 with a 3.06 ERA (17 ER/50.0 IP) over his last 8 starts from 7/28-9/3, including 8.0 shutout innings in his final start of the season, a 9/3 win vs. Lynchburg...Struck out a season-high 10 batters twice, 5/31 at Frederick and 8/18 at Kinston.
- ◆ **2004** Led Single-A Lexington and ranked 9th in the South Atlantic League with a 3.31 ERA (41 ER/111.1 IP)...Was named a SAL All-Star. ...Struck out 11.32 batters per 9.0 innings (140 K's/111.1 IP)...Was rated the No. 6 prospect in the Houston system by **Baseball America**.
- ◆ **2003** Led the New York-Penn League with 94 strikeouts and ranked 2nd in the circuit with 86.1 innings pitched for Short-A Tri-City...Was rated as the No. 9 prospect in the Houston organization by **Baseball America**.

ALBERS' CAREER GAME HIGHS

K's (GS): 8, Sept 28, 2007 vs. Atlanta; **K's (rel):** 4, 6x, last Sept 4, 2011 vs. Texas; **BB (GS):** 5, May 23, 2007 at SF; **BB (rel):** 3, 3x, September 25, 2009 at Cleveland; **LONGEST START:** 7.1IP, May 5, 2007 at STL; **LONGEST RELIEF:** 5.0IP, July 27, 2006 vs. CIN; ; **HR (rel):** 2, 2x; **WINNING STREAK:** 5 games, April 30-August 16, 2010; **LOSING STREAK:** 5 games, Sept 5-28, 2007; **SAVE STREAK:** n/a; **SCORELESS IP STREAK:** 10 games/13.1IP, July 1-28, 2011; **LAST WIN:** Sept 23, 2012 at Colorado; **LAST SAVE:** n/a.

Personal/Miscellaneous

Full name **MATTHEW JAMES ALBERS**...Married to Tara...Played baseball for Clements High School in hometown of Sugar Land, TX...Attended San Jacinto (TX) Junior College where he was a member of the baseball team where he was a draft and follow.

ALBERS' FAVORITES

Favorite Movie: Big Lebowski
Favorite Group/Artist: Red Hot Chili Peppers
Favorite Athlete Growing Up: Nolan Ryan
Favorite Team Growing Up: Houston Astros
Person Who Has Most Influenced You: My parents (Carl/Monica)
Favorite Road City: Chicago
Favorite Road Stadium: Old Yankee Stadium
Favorite Thing Away From Baseball: Spend time with family
Favorite TV Show: Boardwalk Empire



Cody Allen

37

Age: 24, November 20, 1988 in Orlando, FL

Resides: Orlando, FL

Position: Pitcher

Bats: R

Throws: R

Height: 6-1

Weight: 210

ML Service: 0 + 076

Contract Status (options remaining): Signed thru 2013 (3)

Acquired: Selected by Cleveland in the 23rd round (698th overall) in the 2011 First-Year Player Draft.

| YEAR | CLUB | W-L | ERA | G | GS | CG | SHO | SV | IP | H | R | ER | HR | HB | BB | SO | WP | BK | OPPONENTS | | |
|--------------------------|-----------------|------------|-------------|-----------|-----------|-----------|-----------|-----------|-------------|-----------|-----------|-----------|-----------|-----------|-----------|------------|-----------|-----------|-------------|-------------|-------------|
| | | | | | | | | | | | | | | | | | | | AVG | SLG | OBP |
| 2011 | Mahoning Valley | 3-1 | 2.14 | 14 | 0 | 0 | 0 | 0 | 33.2 | 21 | 9 | 8 | 1 | 3 | 9 | 42 | 1 | 2 | .183 | .252 | .254 |
| | Lake County | 2-0 | 0.00 | 7 | 0 | 0 | 0 | 0 | 17.0 | 10 | 0 | 0 | 0 | 0 | 5 | 28 | 2 | 0 | .164 | .197 | .227 |
| | Akron | 0-0 | 18.00 | 1 | 0 | 0 | 0 | 0 | 1.0 | 3 | 2 | 2 | 0 | 0 | 0 | 2 | 0 | 0 | .500 | .667 | .500 |
| | Kinston | 0-0 | 0.00 | 1 | 0 | 0 | 0 | 0 | 3.0 | 1 | 0 | 0 | 0 | 0 | 0 | 3 | 0 | 0 | .100 | .100 | .100 |
| 2012 | Carolina | 0-0 | 0.00 | 2 | 0 | 0 | 0 | 0 | 4.0 | 1 | 0 | 0 | 0 | 0 | 0 | 8 | 0 | 0 | .077 | .077 | .077 |
| | Akron | 0-0 | 1.17 | 5 | 0 | 0 | 0 | 1 | 7.2 | 2 | 1 | 1 | 1 | 0 | 0 | 10 | 0 | 0 | .080 | .200 | .080 |
| | Columbus | 3-2 | 2.27 | 24 | 0 | 0 | 0 | 2 | 31.2 | 22 | 8 | 8 | 3 | 0 | 9 | 35 | 0 | 0 | .195 | .310 | .254 |
| | CLEVELAND | 0-1 | 3.72 | 27 | 0 | 0 | 0 | 0 | 29.0 | 29 | 12 | 12 | 2 | 0 | 15 | 27 | 0 | 0 | .266 | .358 | .352 |
| Minor Lge. Totals | | 8-3 | 1.74 | 54 | 0 | 0 | 0 | 3 | 98.0 | 60 | 20 | 19 | 5 | 3 | 23 | 128 | 3 | 2 | .175 | .254 | .232 |
| CLEVELAND TOTALS | | 0-1 | 3.72 | 27 | 0 | 0 | 0 | 0 | 29.0 | 29 | 12 | 12 | 2 | 0 | 15 | 27 | 0 | 0 | .266 | .358 | .352 |
| American League | | 0-1 | 3.72 | 27 | 0 | 0 | 0 | 0 | 29.0 | 29 | 12 | 12 | 2 | 0 | 15 | 27 | 0 | 0 | .266 | .358 | .352 |
| National League | | -- | -- | -- | -- | -- | -- | -- | -- | -- | -- | -- | -- | -- | -- | -- | -- | -- | -- | -- | -- |
| M.L. TOTALS | | 0-1 | 3.72 | 27 | 0 | 0 | 0 | 0 | 29.0 | 29 | 12 | 12 | 2 | 0 | 15 | 27 | 0 | 0 | .266 | .358 | .352 |

CAREER TRANSACTIONS

2010 Selected by Cleveland in the 16th round of the June draft. Did not sign.

2011 Selected by Cleveland in the 23rd round of the June draft.

FIELDING BY POSITION

| PCT | G | PO | 2012 | | | | DP | PCT | G | PO | CAREER | | | |
|-------|----|----|------|---|----|----|---------|-------|----|----|--------|---|----|----|
| | | | A | E | TC | TC | | | | | A | E | TC | DP |
| 1.000 | 27 | 3 | 2 | 0 | 5 | 0 | Pitcher | 1.000 | 27 | 3 | 2 | 0 | 5 | 0 |

PITCHERS HITTING

| AVG | AB | 2012 | | | RBI | AVG | AB | CAREER | | |
|-----|----|------|----|----|-----|-----|----|--------|----|-----|
| | | H | HR | HR | | | | H | HR | RBI |
| -- | -- | -- | -- | -- | -- | -- | -- | -- | -- | -- |

2012 Season Highlights

- ◆ Enjoyed a quick ascent through the Indians PD system after being selected in the 23rd round (698th overall) of the 2011 First-Year Player Draft out of High Point Univ (NC)...Split the 2012 season between A Carolina, AA Akron and AAA Columbus, going a combined 3-2-3 & a 1.87 ERA in 31G (43.1IP, 25H, 9ER, 53K, 11.0SO/9.0IP, .166AVG)...Started the season with two scoreless appearances at A Carolina and was promoted to Akron on April 11...Posted scoreless outings in 4 of his 5 appearances in Akron in April...Did make two scoreless appearances in spring training (1.2IP) in early March that made an impression on the Major League staff.

MLB PLAYERS TO DEBUT YEAR AFTER DRAFT SELECTION IN ROUND 20 & HIGHER

| PLAYER (TEAM) | DEBUT/DRAFT/ROUND |
|-------------------------|-------------------|
| Allen, Cody (CLE) | 2012(2011) 23 |
| Alexander, Gerald (TEX) | 1990(1989) 21 |
| Sanders, Deion (NYY) | 1989(1988) 30 |
| Willis, Carl (DET) | 1984(1983) 23 |
| Baker, Dusty (ATL) | 1968(1967) 26 |
| Marshall, Mike (DET) | 1967(1967) 37 |

ALLEN (continued)

- ◆ Elevated to AAA on April 26; posted a mark of 3-2 w/2SV & a 2.27 ERA in 24G (31.2IP, 22H, 8R/ER, 9BB, 35K, .195AVG)...From June 7 thru his July 20 Major League promotion he posted an ERA of 0.56 (16.0IP, 5H, 1R/ER, 17K, .098AVG) in 13G... Combined over his three stops he was 3-2 with 3 saves and a 1.87 ERA in 31 relief appearances (43.1IP, 25H, 9R/ER, 9BB, 53K)....Averaged 11 strikeouts per 9.0IP with a walk/9.0IP ratio of 1.9 while limiting Minor League hitters to a .166 (25-151) average against for the MiLB season.
- ◆ Became the second member of the 2011 draft class to reach the Major Leagues along w/AZ RHP Trevor Bauer (3rd overall pick) after being promoted from Columbus on July 20(Barnes optioned)...MLB debut July 20 vs BAL (1.0IP, 0H, 0R, 1K)...Enjoyed 12 scoreless outings to start (13.2IP) before allowing 2-run HR to Nick Swisher on August 24 vs NYY (LHH were 0-for-21 prior to the HR) to equal a club record for scoreless appearances to start a Tribe career (shares with Alex Herrera, 2002-03)...From August 24 thru the end of the season his ERA was 7.04 in 15 games (15.1IP, 23H, 12ER, 6BB, 17K) and allowed runs in 7 of those games after going 12 scoreless to start his career...ERA first 17 outings was 1.74 (20.2IP, 15H, 4ER)
- ◆ Fanned a season/career-high 5 Detroit Tigers in 1.2IP (all 5 he faced) on September 15, a season-high by a Tribe reliever in 2012...Batters hit .255 (13-51) with runners on base against him and .242 (8-33) with RISP.. Allowed only 1 extra base hit to a right-handed hitter all season in 67 plate appearances...Enters 2013 ranked as the 5th best prospect and best curve ball in the Indians organization and 13th best prospect in the Int'l League (2012) according to **Baseball America**.

ALLEN'S CAREER GAME HIGHS

K's: 5, Sept 15, 2012 vs. Detroit; **BB:** 2, 4 times; **LONGEST OUTING:** 2.0 innings, 4x, last August 31, 2012 vs. Texas; **HR:** 1, 2x; **WINNING STREAK:** n/a; **LOSING STREAK:** 1 game, August 24, 2012 vs. NYY; **SAVE STREAK:** n/a; **SCORELESS IP STREAK:** 12 games/13.2IP, July 20-August 20, 2012; **LAST WIN:** n/a; **LAST SAVE:** n/a.

Pro Career


- ◆ **2011** Went a combined 5-1 w/a 1.65 ERA (54.2IP, 35H, 10ER, 14BB, 75K, .182AVG) in 23 relief appearances after signing on 6/16...Made 14 appearances at Mahoning Valley, 6/18-8/4...Avg'd 12.34 SO per 9.0IP for the Minor League season...Pitched at Kinston from 8/8-31 then made one appearance in Akron (9/1) and one in Kinston (9/5) to conclude his first pro season.

Personal/Miscellaneous

Full name **CODY EDWARD ALLEN**...Single...Graduated from Boone High School in 2007 where he played QB on the football team and baseball (same HS former GM John Hart used to coach)....Attended the University of Central Florida for two years, 2008-09, red-shirting his sophomore year in 2009 after undergoing reconstructive right elbow surgery...Attended St. Pete Junior College in 2010 and High Point University (NC) in 2011...Has a fraternal twin, Chad... 2013 TribeFest participant.

ALLEN'S FAVORITES

Favorite Movie: Shawshank Redemption
Favorite Group/Artist: Eric Church
Favorite Athlete Growing Up: Chipper Jones
Favorite Team Growing Up: Atlanta Braves
Person Who Has Most Influenced You: My parents, Craig and Billie
Favorite Thing Away From Baseball: Fish/Golf
Favorite TV Show: Everybody Loves Raymond



Mike Aviles

4

Age: 32, born March 13, 1981 in New York, NY

Resides: Washington, UT

Position: Infielder

Bats: R

Throws: R

Height: 5-10

Weight: 205

ML Service: 4 + 091

Contract Status: Signed thru 2013

Acquired: November 3, 2012; Acquired from the Toronto Blue Jays along with CA/INF Yan Gomes in exchange for RHP Esmil Rogers.

| YEAR | CLUB | AVG | G | AB | R | H | 2B | 3B | HR | RBI | SH | SF | HB | BB | SO | SB | CS | SLG | OBP | OPS | E |
|-------------------------|-------------------|------|-----|------|-----|-----|-----|----|----|-----|----|----|----|-----|-----|----|----|------|------|-------|-----|
| 2003 | AZL Royals | .363 | 52 | 212 | 51 | 77 | 19 | 5 | 6 | 39 | 2 | 5 | 5 | 13 | 28 | 11 | 5 | .585 | .404 | .989 | 11 |
| 2004 | Wilmington | .300 | 126 | 463 | 66 | 139 | 40 | 4 | 6 | 69 | 1 | 6 | 1 | 39 | 57 | 2 | 5 | .443 | .352 | .794 | 21 |
| 2005 | Wichita | .280 | 133 | 521 | 79 | 146 | 33 | 6 | 14 | 80 | 2 | 5 | 1 | 30 | 64 | 11 | 6 | .447 | .318 | .765 | 41 |
| 2006 | Omaha | .264 | 129 | 469 | 52 | 124 | 21 | 3 | 8 | 47 | 0 | 3 | 2 | 28 | 48 | 14 | 5 | .373 | .307 | .680 | 22 |
| 2007 | Omaha | .296 | 133 | 538 | 78 | 159 | 27 | 6 | 17 | 77 | 5 | 6 | 2 | 30 | 59 | 5 | 5 | .463 | .332 | .794 | 23 |
| 2008 | Omaha | .336 | 51 | 214 | 42 | 72 | 21 | 6 | 10 | 42 | 0 | 1 | 1 | 11 | 23 | 3 | 0 | .631 | .370 | 1.001 | 7 |
| | Kansas City | .325 | 102 | 419 | 68 | 136 | 27 | 4 | 10 | 51 | 0 | 2 | 2 | 18 | 58 | 8 | 3 | .480 | .354 | .833 | 10 |
| 2009 | Kansas City | .183 | 36 | 120 | 10 | 22 | 3 | 1 | 1 | 8 | 2 | 1 | 0 | 4 | 26 | 1 | 0 | .250 | .208 | .458 | 4 |
| 2010 | Kansas City | .304 | 110 | 424 | 63 | 129 | 16 | 3 | 8 | 32 | 0 | 3 | 1 | 20 | 49 | 14 | 5 | .413 | .335 | .748 | 14 |
| | Omaha | .271 | 17 | 70 | 8 | 19 | 3 | 1 | 1 | 8 | 0 | 0 | 1 | 4 | 10 | 0 | 0 | .386 | .320 | .706 | 4 |
| 2011 | Kansas City | .222 | 53 | 185 | 14 | 41 | 11 | 3 | 5 | 31 | 3 | 3 | 2 | 9 | 27 | 10 | 2 | .395 | .261 | .656 | 10 |
| | Omaha | .307 | 35 | 140 | 21 | 43 | 8 | 2 | 9 | 25 | 1 | 3 | 0 | 6 | 17 | 6 | 4 | .586 | .329 | .915 | 5 |
| | Boston | .317 | 38 | 101 | 17 | 32 | 6 | 0 | 2 | 8 | 1 | 1 | 0 | 4 | 17 | 4 | 2 | .436 | .340 | .775 | 2 |
| 2012 | Boston | .250 | 136 | 512 | 57 | 128 | 28 | 0 | 13 | 60 | 3 | 6 | 2 | 23 | 77 | 14 | 6 | .381 | .282 | .663 | 15 |
| | Minor Lge. Totals | .297 | 676 | 2627 | 397 | 779 | 172 | 33 | 71 | 387 | 11 | 29 | 13 | 161 | 306 | 52 | 30 | .468 | .337 | .805 | 134 |
| CLEVELAND TOTALS | | | | | | | | | | | | | | | | | | | | | |
| | American League | .277 | 475 | 1761 | 229 | 488 | 91 | 11 | 39 | 190 | 9 | 16 | 7 | 78 | 254 | 51 | 18 | .408 | .308 | .715 | 55 |
| | National League | -- | -- | -- | -- | -- | -- | -- | -- | -- | -- | -- | -- | -- | -- | -- | -- | -- | -- | -- | -- |
| | M.L. TOTALS | .277 | 475 | 1761 | 229 | 488 | 91 | 11 | 39 | 190 | 9 | 16 | 7 | 78 | 254 | 51 | 18 | .408 | .308 | .715 | 55 |

CAREER TRANSACTIONS

- 2003 Selected by the Kansas City Royals in the 7th round of the June draft, signed on 6/12.
- 2009 DL- right elbow reconstruction, 5/24-remainder of season.
- 2011 Traded by the Kansas City Royals to the Boston Red Sox for Kendal Volz and Yamaico Navarro, 7/30.
- 2012 Traded by the Boston Red Sox to the Toronto Blue Jays for David Carpenter and John Farrell, 10/21.
- 2012 Traded by the Toronto Blue Jays with Yan Gomes to the Cleveland Indians for Esmil Rogers, 11/3.

FIELDING BY POSITION

| PCT | G | PO | 2012 | | | | TC | DP | | PCT | G | PO | CAREER | | | |
|-------|-----|-----|------|----|-----|----|----|-------------|-------|-----|-----|------|--------|------|-----|----|
| | | | A | E | TC | DP | | | | | | | A | E | TC | DP |
| .975 | 128 | 207 | 369 | 15 | 591 | 15 | | Shortstop | .974 | 280 | 424 | 759 | 32 | 1215 | 191 | |
| 1.000 | 2 | 1 | 3 | 0 | 4 | 0 | | Second Base | .978 | 144 | 260 | 354 | 14 | 628 | 62 | |
| 1.000 | 1 | 0 | 3 | 0 | 3 | 0 | | Third Base | .924 | 61 | 25 | 85 | 9 | 119 | 4 | |
| -- | - | - | - | - | - | - | | Outfield | 1.000 | 5 | 5 | 0 | 0 | 5 | 0 | |
| .975 | 131 | 208 | 375 | 15 | 598 | 15 | | Totals | .972 | 490 | 714 | 1198 | 55 | 1967 | 257 | |

WORLD BASEBALL CLASSIC

| YEAR | CLUB | AVG | G | AB | R | H | 2B | 3B | HR | RBI | SH | SF | HBP | BB | SO | SB | CS | E |
|------|-------------|------|---|----|---|---|----|----|----|-----|----|----|-----|----|----|----|----|---|
| 2009 | Puerto Rico | .190 | 5 | 21 | 2 | 4 | 1 | 0 | 0 | 2 | 0 | 0 | 0 | 1 | 1 | 0 | 0 | 0 |

2012 Season Highlights

- ◆ Spent 1st full season with Boston in 2012 and set career highs in games (136), at-bats (512), doubles (28), home runs (13), RBI (60) and walks (23) and matched career highs in extra-base hits (41) and stolen bases (14)...Was the team's primary shortstop for most of the season, making 123 starts and 128 appearances at the position overall...Made 1 start at 2nd (2 games overall) and 3rd base in September...Also made 5 starts at DH in late August and early September
- ◆ Ranked tied for 3rd in AL with 13 HR and 6th with 59 RBI at shortstop...Was also 7th in the AL at short with 40 extra-base hits...Became the 1st Red Sox shortstop with double-digit homers and steals since Nomar Garciaparra in 2003 (28, HR, 19 SB)...His 13 HR were the most for a Sox SS since Garciaparra in 2003...Was the 7th-hardest AL player overall to double up, going 85.3 at-bats per GDP (512 AB/6 GDP)...Hit .321 (18-for-56) with 2 outs and RISP, 11th in the AL (min. 50 PA)...Batted .286 (42-for-147) with a .429 SLG off lefties compared to a .236 clip (86-for-365) and .362 SLG off righties.
- ◆ Made a career-high 36 starts in the leadoff spot and knocked 8 homers in those games, the 10th-most home runs in the AL while batting in the 1-hole...Finished April with 5 homers and 17 RBI while hitting .291 (25-for-86)...Marked his most RBI ever in a single month and 2nd-largest home run total (6, Sept. 2010)...Matched career highs with 4 hits (6th time), 3 extra-base hits (2nd time) and 2 doubles on April 24 at MIN...Ejected for 1st time in his career on 5/17 at TB by HP umpire Dan Bellino after striking out to end the 7th inning.
- ◆ Hit 1st 2 career leadoff homers in consecutive games, 5/19-20, both at PHI...According to Elias, the only other time a Red Sox hitter had a leadoff homer in consecutive games was Harry Hooper in both games of a doubleheader on 5/30/1913 at WSH...Homered in a career-high 3 straight games overall from 5/18-20, all while batting leadoff...Became the 1st Sox leadoff man to do that since Felix Mantilla, 9/18-20/1964, and the 3rd with Boston overall since 1918 (also Roy Johnson, 6/27-28/32)...Prior to being acquired by Cleveland he was traded from Boston to Toronto on October 21 in exchange for RHP David Carpenter as compensation for Manager John Farrell.

Pro Career

- ◆ **2011** Hit .317 (32-for-101) in 38 games for Boston after being acquired from Kansas City on 7/30...Combined to slug .576 against left-handed pitching, 10th best among American Leaguers with at least 85 plate appearances vs. southpaws... His .318 AVG (27-for-85) against lefties ranked 16th-best among that group...Stole 14 bases, tying a single-season career-high (also 2010)...Went 41-for-185 (.222) with Kansas City prior to the trade and recorded his first career 2HR game on 4/24 at Texas...Was optioned to Triple-A Omaha on 6/9 and hit .307 (43-for-140) with 8 doubles, 2 triples, 9 home runs and 25 RBI in 35 games with the Storm Chasers...Following a 7/20 recall to Kansas City, went 37-for-117 (.316) in 44 games between the Royals and Red Sox...Started in right field on 8/6 vs. NYY, his 1st game in the outfield as a professional, and made his 1st start in left field on 8/26 vs. OAK...His .317 AVG with Sox ranked 15th among AL players from 7/30 through the remainder of the season (min. 100 AB)...Following the season, hit .289 (11-for-38) with 3 doubles, 2 homers, 5 RBI and 8 walks in 10 games with Ponce of the Puerto Rico Baseball League.
- ◆ **2010** Was on the Royals Opening Day roster less than 9 months removed from Tommy John surgery on his right elbow on 7/7/09...Was optioned to Triple-A Omaha on 4/11...Returned to Kansas City on 5/3 and served as the club's primary 2nd baseman for the remainder of the season...Also played at shortstop and 3rd base...Led all of baseball with a .412 AVG (42-for-102) and .450 OBP when leading off an inning (min. 100 AB)...Slugged .648 with 12 extra-base hits (5 2B, 1 3B, 6 HR) over his final 20 games of the season after slugging just .351 with 15 extra-base hits (11 2B, 2 3B, 2 HR) in his 1st 90 games with the Royals.
- ◆ **2009** Made his 1st Opening Day roster as KC's starting shortstop... Batted .183 (22-for-120) in 36 games before going on the 15-day DL with a right forearm strain on 5/24...Underwent season-ending Tommy John surgery on his right elbow on 7/7...Played in 5 games for Puerto Rico in the World Baseball Classic and was 4-for-21 (.190) with a double and 2 RBI.

AVILES' FAVORITES

- Favorite Movie:** Dumb and Dumber
- Favorite Group/Artist:** Lil Wayne
- Favorite Athlete Growing Up:** Ken Griffey, Jr.
- Favorite Team Growing Up:** Seattle Mariners
- Person Who Has Most Influenced You:**
Parents, Edgar and Maddy
- Favorite Road City:** Toronto
- Favorite Road Stadium:** Yankee Stadium
- Favorite Thing to do Away From Baseball:** workout

◆ **2008** Hit .325 (136-for-419) in his 1st ML campaign, highest AVG ever by a Royals rookie with at least 400 at-bats...Finished with 2nd-best OBP (.354) and SLG (.480) in Royals rookie history...Named the 2008 Les Milgram Royals Player of the Year, becoming the 3rd rookie to win the award (also Bob Hamelin in 1994 and David DeJesus in 2004)...Was Kansas City's nominee for the Hank Aaron Award...Tied for 4th in AL Rookie of the Year voting...Was named to the **Topps** Major League Rookie All-Star Team at shortstop...Selected as 1 of 3 finalists for the AL Players Choice Outstanding Rookie Award...Led ML rookies in AVG and also finished among AL rookie leaders in multi-hit games (2nd, 39), OBP (2nd, .354), hits (3rd), runs (3rd, 68), doubles (4th, 27), total bases (4th, 201) and SLG (4th, .480)...His .325 AVG was highest by a ML rookie since Seattle's Ichiro Suzuki hit .350 and St. Louis' Albert Pujols hit .329 in 2001 (min. 400 AB)...Also 12th-highest AVG in Royals history overall (min. 400 AB)...Finished 3rd in the AL and 5th in the Majors with a .359 clip (66-for-184) with men on base...Posted the 5th-best fielding percentage (.974) among AL shortstops (min. 90 G)...Also had the 2nd-best zone rating (.849) and the 4th-best range factor per 9.0 innings (4.56) at the position...Selected from Triple-A Omaha on 5/29 and made his ML debut that night vs. MIN...Collected his 1st ML hit on 6/6 at NYY, a double off Darrell Rasner...Slugged 1st ML homer on 7/12 vs. TEX, a 2-run shot off Eric Hurley...Scored 22 runs in the month, the most ever among KC rookies in September...Posted a career-long 12-game hitting streak from 7/7-22...Batted .423 (22-for-52) with 10 RBI during that stretch.

**BEST SINGLE-SEASON ROOKIE
BATTING AVG SINCE 1988
(minimum 400 AB)**

| PLAYER (TEAM/YEAR) | AVG |
|------------------------------|-------------|
| Ichiro Suzuki (SEA/2001) | .350 |
| Albert Pujols (STL/2001) | .329 |
| Mike Aviles (KC/2008) | .325 |
| Ryan Braun (MIL/2007) | .324 |
| Hunter Pence (HOU/2007) | .322 |

**2008 AMERICAN LEAGUE
ROOKIE OF THE YEAR VOTING**

| PLAYER (TEAM) | PTS |
|-------------------------|-----|
| Evan Longoria (TB) | 140 |
| Alexei Ramirez (CWS) | 59 |
| Jacoby Ellsbury (BOS) | 26 |
| Mike Aviles (KC) | 9 |
| Armando Galarraga (DET) | 9 |

- ◆ **2007** Named KC's Minor League Player of the Year and Triple-A Omaha's Player of the Year...Spent his 2nd straight season with the O-Royals...Hit .296 (159-for-538) while leading the team in RBI (77), runs (78), hits and triples (6)...Averaged 1 strikeout per 9.85 plate appearances (59 K's/581 PA), the 4th-lowest mark among Pacific Coast League qualifiers.
- ◆ **2006** Spent the entire season with Omaha...Struck out an average of once every 10.46 plate appearances (502 PA), the 5th-best ratio among Pacific Coast League qualifiers...Played primarily 3rd base (95 games)...Also appeared at shortstop (15 games) and 2nd base (1 game)...Hit .317 (40-for-126) over his final 34 games of the season beginning 7/28.
- ◆ **2005** Spent the entire season with Double-A Wichita and was named both a mid- and post-season Texas League All-Star...Led the Wranglers while ranking among league leaders in extra-base hits (T-3rd, 53), doubles (4th, 33) and at-bats (4th, 521)...Also topped the club in runs (79) and hits (146).
- ◆ **2004** Named to both the circuit's mid-season and post-season All-Star teams...Also earned team Player of the Year honors...Paced the league with 40 doubles, which set a franchise record...Also finished 3rd in the league in extra-base hits (50) and tied for third in hits (139).
- ◆ **2003** Named MVP of the Rookie-level Arizona League as well as Royals AZL Player of the Year...Helped the Royals club to the AZL Championship with a league-leading 19 doubles and 51 runs...Also ranked among AZL leaders in hits (T-2nd, 77), extra-base hits (T-3rd, 30), AVG (4th, .363) and SLG (4th, .585)...Selected to Arizona League All-Star Team at shortstop and named by **Baseball America** as a Short-Season All-Star.

AVILES' CAREER GAME HIGHS

HITS: 4, 6 times, last April 24, 2012 at MIN; **RUNS:** 4, June 14, 2008 for KC at ARI; **DOUBLES:** 2, 8 times, May 15, 2012 vs. SEA; **HR:** 2, April 24, 2011 at Texas; **RBI:** 4, 4 times, last April 30, 2012 vs. OAK; **BB:** 2, 3 times, last Sept 7, 2012 vs. TOR; **SB:** 1, many; **HITTING STREAK:** 12 games, July 7-22, 2008; **GRAND SLAMS:** N/A; **LEADOFF HOME RUNS:** 2, Last May 20, 2012 at PHI off Cliff Lee; **PINCH-HIT HOME RUNS:** N/A; **GAME-ENDING HOME RUNS:** N/A;

Personal/Miscellaneous

Full name **MICHAEL ANTHONY AVILES**... Wife, Jessy...Has 3 daughters, Kyla, and twins, Adriana and Maiya...Is the nephew of former Major League infielder Ramon Aviles, who played parts of 4 Major League seasons from 1977-81 with Boston and Philadelphia...Graduated from Middletown (NY) High School in 1999...Attended Concordia (NY) College, where he was named **Rawlings/ABCA** Position Player of the Year and **Rawlings/ABCA** Division II Player of the Year as a senior after leading all Division II players in batting average (.500) with 20 doubles, 6 triples, 22 home runs and 65 RBI in 45 games...On twitter @Themikeaviles...2013 TribeFest participant.



Scott Barnes

51

Age: 25, born September 5, 1987 in Springfield, MA

Resides: Chicopee, MA

Position: Pitcher

Bats: L

Throws: L

Height: 6-4

Weight: 200

ML Service: 0 + 065

Contract Status (Options remaining): Signed thru 2013 (2)

Acquired: July 27, 2009; Acquired from the San Francisco Giants in exchange for INF Ryan Garko.

| YEAR | CLUB | W-L | ERA | G | GS | CG | SHO | SV | IP | H | R | ER | HR | HB | BB | SO | WP | BK | OPPONENTS | | |
|--------------------------|--------------|--------------|-------------|------------|-----------|-----------|-----------|-----------|--------------|------------|------------|------------|-----------|-----------|------------|------------|-----------|-----------|-------------|-------------|-------------|
| | | | | | | | | | | | | | | | | | | | AVG | SLG | OBP |
| 2008 | AZL Giants | 0-1 | 3.38 | 3 | 0 | 0 | 0 | 0 | 5.1 | 3 | 2 | 2 | 0 | 0 | 4 | 11 | 1 | 0 | .167 | .167 | .318 |
| | Salem-Keizer | 0-0 | 4.76 | 2 | 1 | 0 | 0 | 0 | 5.2 | 6 | 3 | 3 | 0 | 0 | 1 | 11 | 0 | 0 | .250 | .375 | .280 |
| | Augusta | 3-2 | 1.38 | 6 | 6 | 0 | 0 | 0 | 32.2 | 15 | 6 | 5 | 0 | 0 | 7 | 41 | 1 | 0 | .133 | .177 | .182 |
| 2009 | San Jose | 12-3 | 2.85 | 18 | 18 | 0 | 0 | 0 | 98.0 | 82 | 36 | 31 | 7 | 9 | 29 | 99 | 5 | 0 | .227 | .341 | .300 |
| | Kinston | 0-0 | 2.13 | 3 | 3 | 0 | 0 | 0 | 12.2 | 14 | 3 | 3 | 1 | 0 | 6 | 10 | 1 | 0 | .280 | .400 | .357 |
| | Akron | 2-2 | 5.68 | 6 | 6 | 0 | 0 | 0 | 31.2 | 35 | 22 | 20 | 7 | 2 | 14 | 29 | 3 | 0 | .292 | .550 | .370 |
| 2010 | Akron | 6-11 | 5.22 | 26 | 26 | 0 | 0 | 0 | 138.0 | 126 | 90 | 80 | 15 | 9 | 58 | 127 | 1 | 1 | .241 | .391 | .323 |
| 2011 | Akron | 1-0 | 1.64 | 2 | 2 | 0 | 0 | 0 | 11.0 | 5 | 2 | 2 | 0 | 0 | 2 | 17 | 0 | 0 | .139 | .194 | .184 |
| | Columbus | 7-4 | 3.68 | 16 | 15 | 0 | 0 | 0 | 88.0 | 80 | 41 | 36 | 12 | 3 | 34 | 90 | 3 | 1 | .240 | .401 | .315 |
| 2012 | Columbus | 2-3 | 3.98 | 31 | 3 | 0 | 0 | 2 | 52.0 | 37 | 26 | 23 | 1 | 4 | 23 | 67 | 3 | 0 | .196 | .291 | .292 |
| | CLEVELAND | 0-0 | 4.26 | 16 | 0 | 0 | 0 | 0 | 19.0 | 17 | 9 | 9 | 1 | 3 | 7 | 16 | 2 | 0 | .236 | .389 | .329 |
| Minor Lge. Totals | | 33-26 | 3.88 | 113 | 80 | 0 | 0 | 2 | 475.0 | 403 | 231 | 205 | 43 | 27 | 178 | 502 | 18 | 2 | .228 | .363 | .306 |
| CLEVELAND TOTALS | | 0-0 | 4.26 | 16 | 0 | 0 | 0 | 0 | 19.0 | 17 | 9 | 9 | 1 | 3 | 7 | 16 | 2 | 0 | .236 | .389 | .329 |
| American League | | 0-0 | 4.26 | 16 | 0 | 0 | 0 | 0 | 19.0 | 17 | 9 | 9 | 1 | 3 | 7 | 16 | 2 | 0 | .236 | .389 | .329 |
| National League | | -- | -- | -- | -- | -- | -- | -- | -- | -- | -- | -- | -- | -- | -- | -- | -- | -- | -- | -- | -- |
| M.L. TOTALS | | 0-0 | 4.26 | 16 | 0 | 0 | 0 | 0 | 19.0 | 17 | 9 | 9 | 1 | 3 | 7 | 16 | 2 | 0 | .236 | .389 | .329 |

CAREER TRANSACTIONS

2005 Selected by the Washington Nationals in the 43rd round of the June draft. Did not sign.

2008 Selected by the San Francisco Giants in the 8th round of the June draft.

2009 Acquired by the Cleveland Indians from the Giants in exchange for Ryan Garko, 7/27.

FIELDING BY POSITION

| PCT | G | PO | 2012 | | | | Pitcher | PCT | G | PO | CAREER | | | |
|-------|----|----|------|---|----|----|---------|-----|---|----|--------|---|----|----|
| | | | A | E | TC | DP | | | | | A | E | TC | DP |
| 1.000 | 16 | 2 | 3 | 0 | 5 | 0 | 1.000 | 16 | 2 | 3 | 0 | 5 | 0 | |

PITCHERS HITTING

| AVG | AB | 2012 | | | RBI | AVG | AB | CAREER | | |
|-----|----|------|----|-----|-----|-----|----|--------|----|-----|
| | | H | HR | RBI | | | | H | HR | RBI |
| -- | -- | -- | -- | -- | -- | -- | -- | -- | -- | -- |

2012 Season Highlights

- ◆ Spent most of the season at Triple-A Columbus where he went 2-3 with 2 saves and a 3.98 ERA in 31 games/3 starts (52.0IP, 37H, 23ER, 23BB, 67K, .196AVG)...As a reliever for the Clippers he posted an ERA of 3.50 (36.0IP, 25H, 14ER, 16BB, 50K, .188AVG) and limited right-handed hitters to a .156 (19-122) average against for the campaign... Made 3 starts to open the season in April after knee surgery the previous season, going 0-2 with a 5.06 ERA (16.0IP, 12H, 9R/ER, 7BB, 17K) and was converted to the bullpen...Combined ERA in May/June/July at Columbus was 2.35 in 18 outings (23.0IP, 15H, 6ER, 30K).
- ◆ Made four stints with Cleveland after last call-up on September 1 when rosters expanded (others May 30-June 14, June 25-27, July 8-19)...Tossed 4.0 scoreless IP over 3 relief app's to start his MLB career w/ CLE after May 30 recall (Hafner DL), but then allowed all 9 runs over a 4-game span June 14-July 19 (6.0IP, 12H, 0ER)...Made MLB debut May 30th vs. KC (1.0 IP, 0 H, 0 R)

- ◆ Shined in Sept/Oct, going 0-0 with a 0.00 ERA in 9 games (9.0IP, 5H, 0R, 0BB, 6K, .167AVG)...Did not allow a baserunner over his last 5 outings and retired his last 14 batters he faced on the season...Lefties were 6-for-30 off him (.200) with a .614 OPS...Allowed 2 HR in 71.0 combined innings in 2012 between AAA and Cleveland.

Pro Career

- ◆ **2011** Spent most of the season at AAA Columbus before injuring his left knee on 7/10, ending his season... Named the 9th best prospect in the Indians organization entering 2012 according to **Baseball America**...Started the season at AA Akron, posting a 1.64 ERA in 2 starts (11.0IP, 5H, 2ER, 2BB, 17K) before being promoted to Columbus on 4/15... In second start of 4/14 at Reading allowed 2 hits with 10 strikeouts (0BB) in 7.0 shutout innings prior to promotion... Combined in April between Columbus and Akron he went 2-1 w/a 2.01 ERA in 4 starts (22.1IP, 11H, 5ER, 27SO)... Won 6 straight decisions for Columbus from 4/27-6/20 and went 4-1 w/a 1.66 ERA in 6 June starts (38.0IP, 26H, 7ER, 39SO)...Fanned 9 batters in consecutive starts less than 6.0IP on 5/20; 6/4... Went 5-3 with a 2.58 ERA (59.1 IP, 49 H, 63 K) over his last 10 starts with the Clippers from 5/24-7/10...At the time of the injury he was 4th in the International League in strikeouts (90), 7th in BA against (.240), 10th in wins (7) and 17th in ERA (1.30)...Season ended in the 6th inning fielding a bunt on 7/10 at Toledo, tearing the ACL in his left knee that eventually required season-ending surgery... Combined on the year he went 8-4 w/a 3.45 ERA in 18 games (99.0IP, 85H, 38ER, 107SO), fanning 9.7 batters per 9.0IP.
- ◆ **2010** Spent the season at AA Akron and finished 3rd among Indians minor leaguers in strikeouts (127) and 4th among Eastern League starters in strikeouts per 9.0IP (8.28)...On the year Eastern League hitters hit .241 (126-522)...Pitched in the Arizona Fall League after the season (4-1, 3.65ERA, 24.2IP, 23H, 10ER, 28K).
- ◆ **2009** Split season between A San Jose, A Kinston and AA Akron after being acquired on 7/27 from the Giants...Entered the season as the 9th best prospect in the SF system according to **Baseball America**...At the time of the trade was having a dominant season for San Jose in the California League...Was leading the California League in wins, was 2nd in ERA (2.85) and his 99 strikeouts T9th...Won his last 7 decisions since 6/11, having gone 7-0 w/a 1.50 ERA over his last 8 starts (48.0IP, 36H, 8ER, 58SO).
- ◆ **2008** Was the 237th player selected in the 2008 draft.

BARNES' CAREER GAME HIGHS

K's: 3, June 25, 2012 at New York-AL; **BB:** 2, 3 times; **LONGEST OUTING:** 2.2 innings, June 25, 2012 at New York-AL; **HR:** 1, June 14, 2012 at Cincinnati; **WINNING STREAK:** n/a; **LOSING STREAK:** n/a; **SAVE STREAK:** n/a; **SCORELESS IP STREAK:** 9 games/9.0IP, Sept 2-Oct 2, 2012 (current); **LAST WIN:** n/a; **LAST SAVE:** n/a.

Personal/Miscellaneous

Full name **SCOTT MICHAEL BARNES**...Single...Barnes was a three-year starter for the St. John Red Storm...Went 7-2 w/a 2.93 ERA as a sophomore (95.0IP, 99K)...Posted ERA of 3.69 as a junior (90.0IP, 69H, 90K) and earned All Big East honors (2007-08), All-Northeast 2nd team Region honors and was a NCAA Houston Regional All-Tournament selection in 2008... In three seasons at STJU ranks third all-time with 263 strikeouts... Was a 43rd round selection by the Washington Nationals in the 2005 amateur draft after graduating from Cathedral HS (MA) where he was a two-time All-WMass League selection...Was named the Republican's Pitcher of the Year and Player of the Year as a senior at Cathedral after going 9-0 with a 0.13 ERA and 120 strikeouts.

BARNES' FAVORITES

Favorite Group/Artist: Mumford & Sons
Favorite Athlete: Lou Marson
Favorite Team Growing Up: Boston Red Sox
Person Who Has Most Influenced You:
 grandfather, Frank Majka
Favorite Road City: Boston
Favorite TV Show: Boardwalk Empire



Trevor Bauer

47

Age: 22, born January 17, 1991 in North Hollywood, CA

Resides: The Woodlands, TX

Position: Pitcher

Bats: R

Throws: R

Height: 6-1

Weight: 190

ML Service: 0 + 021

Contract Status (Options remaining): Signed thru 2013 (1)

Acquired: December 11, 2012; Acquired by Cleveland from Arizona along with RHP Matt Albers and RHP Bryan Shaw in exchange for 1B Lars Anderson, LHP Tony Sipp (from Indians) and INF Didi Gregorius (from Reds)...The 3-team trade also sent OF Shin-Soo Choo, INF Jason Donald and cash from Cleveland to Cincinnati and OF Drew Stubbs from Cincinnati to Cleveland.

| YEAR | CLUB | W-L | ERA | G | GS | CG | SHO | SV | IP | H | R | ER | HR | HB | BB | SO | WP | BK | AVG | SLG | OBP | OPPONENTS | | |
|--------------------------|---------|-------------|-------------|-----------|-----------|-----------|-----------|-----------|--------------|------------|-----------|-----------|-----------|-----------|-----------|------------|-----------|-----------|-------------|-------------|-------------|-----------|-----------|-----------|
| | | | | | | | | | | | | | | | | | | | | | | AVG | SLG | OBP |
| 2011 | Visalia | 0-1 | 3.00 | 3 | 3 | 0 | 0 | 0 | 9.0 | 7 | 3 | 3 | 1 | 0 | 4 | 17 | 1 | 0 | .200 | .286 | .282 | | | |
| | Mobile | 1-1 | 7.56 | 4 | 4 | 0 | 0 | 0 | 16.2 | 20 | 14 | 14 | 2 | 2 | 8 | 26 | 5 | 0 | .286 | .443 | .375 | | | |
| 2012 | Mobile | 7-1 | 1.68 | 8 | 8 | 0 | 0 | 0 | 48.1 | 33 | 12 | 9 | 1 | 2 | 26 | 60 | 8 | 0 | .192 | .256 | .305 | | | |
| | Reno | 5-1 | 2.85 | 14 | 14 | 1 | 0 | 0 | 82.0 | 74 | 28 | 26 | 8 | 0 | 35 | 97 | 12 | 0 | .241 | .378 | .317 | | | |
| | Arizona | 1-2 | 6.06 | 4 | 4 | 0 | 0 | 0 | 16.1 | 14 | 13 | 11 | 2 | 1 | 13 | 17 | 2 | 0 | .230 | .426 | .368 | | | |
| Minor Lge. Totals | | 13-4 | 3.00 | 29 | 29 | 1 | 0 | 0 | 156.0 | 134 | 57 | 52 | 12 | 4 | 73 | 200 | 26 | 0 | .229 | .344 | .318 | | | |
| CLEVELAND TOTALS | | -- | -- | -- | -- | -- | -- | -- | -- | -- | -- | -- | -- | -- | -- | -- | -- | -- | -- | -- | -- | -- | -- | -- |
| American League | | -- | -- | -- | -- | -- | -- | -- | -- | -- | -- | -- | -- | -- | -- | -- | -- | -- | -- | -- | -- | -- | -- | -- |
| National League | | 1-2 | 6.06 | 4 | 4 | 0 | 0 | 0 | 16.1 | 14 | 13 | 11 | 2 | 1 | 13 | 17 | 2 | 0 | .230 | .426 | .368 | | | |
| M.L. TOTALS | | 1-2 | 6.06 | 4 | 4 | 0 | 0 | 0 | 16.1 | 14 | 13 | 11 | 2 | 1 | 13 | 17 | 2 | 0 | .230 | .426 | .368 | | | |

CAREER TRANSACTIONS

2011 Selected by the Arizona Diamondbacks in the 1st round (3rd overall) of the June Draft, signed 7/25.

2012 Acquired by Cleveland from Arizona along with Matt Albers and Bryan Shaw in exchange for Lars Anderson, Tony Sipp (from Indians) and Didi Gregorius (from Reds)...The 3-team trade also sent Shin-Soo Choo, Jason Donald and cash from Cleveland to Cincinnati and Drew Stubbs from Cincinnati to Cleveland, 12/11.

FIELDING BY POSITION

| PCT | G | PO | 2012 | | | | PCT | G | PO | CAREER | | | | |
|------|---|----|------|---|----|----|---------|------|----|--------|---|----|----|---|
| | | | A | E | TC | DP | | | | A | E | TC | DP | |
| .667 | 4 | 1 | 3 | 2 | 6 | 1 | Pitcher | .667 | 4 | 1 | 3 | 2 | 6 | 1 |

PITCHERS HITTING

| AVG | AB | 2012 | | | RBI | AVG | AB | CAREER | | |
|------|----|------|----|-----|------|-----|----|--------|----|-----|
| | | H | HR | RBI | | | | H | HR | RBI |
| .000 | 4 | 0 | 0 | 0 | .000 | 4 | 0 | 0 | 0 | |

2012 Season Highlights

- ◆ Named the D-backs' Minor League Pitcher of the Year after combining to go 12-2 with a 2.42 ERA (35 ER in 130.1 IP) and 157 strikeouts in 22 starts with Double-A Mobile and Triple-A Reno... Went 1-2 with a 6.06 ERA (11 ER in 16.1 IP), 13 walks and 17 strikeouts in 4 starts with the D-backs in June and July...Named to the MLB All-Star Futures Game and enters 2013 as the top prospect in the Indians organization according to *Baseball America*, #17 overall in MLB.com's overall top 100 and 25th overall prospect according to *ESPN's* Keith Law.
- ◆ Began the season with Mobile and was 7-1 with a 1.68 ERA (9 ER in 48.1 IP) and 60 strikeouts in 8 games...Garnered the organization's Pitcher of the Month award for April (5-0, 1.26 ERA)...Fanned 11 in 5.2IP (2H, 0R) in his 2nd start of the season on April 10 vs. Pensacola...Fanned 8-or-more in 5 of 8GS...Promoted to Reno on May 17 and was 5-1 with a 2.85 ERA (26 ER in 82.0 IP), 1 complete game and 97 strikeouts in 14 starts with the Aces.
- ◆ Recalled by D-backs on June 28...Was tied for the Minor League lead in wins (11) at the time of his promotion and ranked second in strikeouts (116)...Was the first player from the 2011 Draft to reach the Majors when he made his debut on June 28 @ Braves (ND, 2 ER in 4.0 IP)...Indians RHP Cody Allen would become the 2nd player three weeks later.
- ◆ Earned his first Major League win on July 8 vs. the LA Dodgers, tossing 6.0 scoreless innings with 6 strikeouts and 2 hits allowed...In his other three starts he did not see the 5th inning and walked at least 3 batters in each start...Optioned back to Reno on July 18...Did not pitch from July 23-Aug. 5...Nagged by right groin soreness most of the season.

- ◆ Recorded his first professional complete game on Aug. 17 vs. Round Rock with 12 strikeouts (9.0IP, 5H, 2R/ER, 1BB, 12K)...Also fanned 11 in his Triple-A debut of May 18 vs. Oklahoma City (8.0IP, 4H, 1R/ER, 11K) and 11 more on June 8 vs. Tucson (7.0IP, 5H, 0R, 2BB, 11K)...Made 3 postseason starts for Reno and was 2-0 with a 1.65 ERA (3 ER in 16.1 IP), 17 walks and 17 strikeouts...Started the Triple-A National Championship Game vs. Pawtucket (ND, 2 ER in 4.2IP)... Finished the season ranked by **MLB.com** as the D-backs' No. 1 Prospect and No. 5 overall (third-best right-handed pitcher)...Also honored in **Baseball America's** Best Tools issue as the Best Pitching Prospect in the Pacific Coast League...On the year limited batters to a .223 average against, including a .215 (46-214) mark by left-handed hitters.

Pro Career

- ◆ **2011** Entered the 2012 season ranked by **Baseball America** as the No. 1 Prospect in the D-backs' organization and possessing the Best Curveball...Averaged 15.1 strikeouts per 9.0 IP...ERA was 2.63 entering his final regular-season start on 8/30 vs. Chattanooga (10 ER in 1.2 IP)...Began the season with the Rawhide, going 0-1 with a 3.00 ERA (3 ER in 9.0 IP) and 17 strikeouts in 3 starts before his promotion to Double-A on 8/13...Helped the BayBears to the Southern League Championship...Earned the win in the clinching game of the Championship Series, allowing 1 run over 5.0 innings pitched with 7 strikeouts @ Tennessee...Selected in the first round (third overall) of the First-Year Player Draft... The draft marked the first time since 1978 that one college baseball program (UCLA) had two players selected (Gerrit Cole, No. 1 to Pittsburgh) in the first three picks (Arizona State; Bob Horner and Hubie Brooks).

College Career

- ◆ Attended UCLA and went 38-4 with a 2.36 ERA (98 ER in 373.1 IP) and 460 strikeouts in 3 seasons with the Bruins...Ranks among UCLA's career leaders in wins (1st), innings pitched (1st), strikeouts (1st), complete games (2nd, 15) and ERA (8th)...Also set single-season records (UCLA and Pac-10) with 203 strikeouts in 2011... First pitcher in UCLA history to win at least 10 games in more than one season...Earned the Golden Spikes Award and was named the National Player of the Year by **Baseball America**, **Collegiate Baseball**, **College Baseball Foundation** and **Perfect Game USA**

ALL-TIME PAC-12 STRIKEOUT LEADERS

| PLAYER (SCHOOL) | YEARS | K |
|----------------------------|----------------|------------|
| Tim Lincecum (Wash) | 2004-06 | 491 |
| Trevor Bauer (UCLA) | 2009-11 | 460 |
| Rik Currier (USC) | 1998-01 | 449 |
| Seth Etherton (USC) | 1995-98 | 420 |
| Ian Kennedy (USC) | 2004-06 | 380 |

as a junior in 2011, going 13-2 with a 1.25 ERA (19 ER in 136.2 IP) in 16 starts...Other accolades included being named first-team All-America by all those publications...Finalist for the Dick Howser Trophy (top NCAA Division I Player), was selected as the Pac-10 Pitcher of the Year and earned All-Pac-10 Team honors for the third straight season...Led all collegiate pitchers in complete games (10) and strikeouts.

- ◆ Went 12-3 with a 3.02 ERA (44 ER in 131.1 IP) in 18 starts as a sophomore in 2010, earning second-team All-America honors from **Baseball America** and **Collegiate Baseball**...Tabbed as a semifinalist for the Golden Spikes Award...Became the first-ever Bruins pitcher to lead the nation in strikeouts (165)
- ◆ Selected as the National Freshman Pitcher of the Year by **Louisville Slugger** and earned Freshman All-America honors from **Collegiate Baseball** in 2009, going 9-3 with a 2.99 ERA (35 ER in 105.1 IP) and 2 saves in 20 games (10 starts)...Also garnered first-team Freshman All-America honors from various publications...Named Pac-10 Freshman of the Year...Set a school record for most wins by a freshman...Played on the USA Collegiate National Team in 2009.

BAUER'S FAVORITES


- Favorite Movie:** Garden State
- Favorite Group/Artist:** AmonAmarth
- Favorite Athlete Growing Up:** Barry Zito
- Favorite Team Growing Up:** Duke Basketball
- Person Who Has Most Influenced You:** My dad (Warren)
- Favorite Thing Away From Baseball:** Attend Duke basketball games
- Favorite TV Show:** Scrubbs

Personal/Miscellaneous

- ◆ Full name **TREVOR ANDREW BAUER**...Single...Graduated from Hart High School in Santa Clarita, CA...Went 12-0 with a 0.79 ERA and 106 strikeouts as a junior, earning All-CIF Southern Section Division I First-Team honors and first-team All-Southern Selection accolades from the California Baseball Coaches Association (CBCA)...Was also named to the **Los Angeles Times** High School All-Star Team...On Twitter @baueroutage

BAUER'S CAREER GAME HIGHS

K's: 6, July 8, 2012 vs. LA Dodgers; **BB's:** 5, July 17, 2012 at Cincinnati; **LONGEST START:** 6.0IP, July 8, 2012 vs. LA Dodgers; **WINNING STREAK:** 1 game; **LOSING STREAK:** 1 game, 2x; **HR:** 1, 2x; **SHORTEST START:** 3.0IP, July 17, 2012 at CIN; **CG:** n/a; **CG SHO:** N/A; **CAREER 10+ STRIKEOUT GAMES:** N/A



Michael Brantley

23

Age: 25, born May 15, 1987 in Bellevue, WA

Resides: Port St. Lucie, FL

Position: Outfielder

Bats: L

Throws: L

Height: 6-2

Weight: 200

ML Service: 2 + 131

Contract Status (options remaining): Signed thru 2013 (2)

Acquired: October 3, 2008; Acquired from the Milwaukee Brewers as the PTBNL, along with OF/INF Matt LaPorta, LHP Zach Jackson & RHP Rob Bryson in exchange for LHP CC Sabathia (original deal occurred 7/7/2008).

| YEAR | CLUB | AVG | G | AB | R | H | 2B | 3B | HR | RBI | SH | SF | HB | BB | SO | SB | CS | SLG | OBP | OPS | E |
|--------------------------|---------------|-------------|------------|-------------|------------|------------|-----------|-----------|-----------|------------|-----------|-----------|-----------|------------|------------|------------|-----------|-------------|-------------|-------------|-----------|
| 2005 | AZL Brewers | .347 | 44 | 173 | 34 | 60 | 3 | 1 | 0 | 19 | 4 | 0 | 2 | 22 | 13 | 14 | 5 | .376 | .426 | .802 | 3 |
| | Helena | .324 | 10 | 34 | 8 | 11 | 2 | 0 | 0 | 3 | 0 | 0 | 6 | 4 | 2 | 0 | 0 | .382 | .425 | .807 | 1 |
| 2006 | West Virginia | .300 | 108 | 360 | 47 | 108 | 10 | 2 | 0 | 42 | 5 | 5 | 4 | 61 | 51 | 24 | 7 | .339 | .402 | .741 | 2 |
| 2007 | West Virginia | .335 | 56 | 218 | 41 | 73 | 15 | 1 | 2 | 32 | 1 | 4 | 1 | 31 | 22 | 18 | 6 | .440 | .413 | .854 | 2 |
| | Huntsville | .251 | 59 | 187 | 28 | 47 | 6 | 1 | 0 | 21 | 5 | 1 | 1 | 29 | 25 | 17 | 3 | .294 | .353 | .647 | 1 |
| 2008 | Huntsville | .319 | 106 | 420 | 80 | 134 | 17 | 2 | 4 | 40 | 3 | 2 | 4 | 50 | 27 | 28 | 8 | .398 | .395 | .793 | 2 |
| 2009 | Columbus | .267 | 116 | 457 | 80 | 122 | 21 | 2 | 6 | 37 | 8 | 3 | 1 | 59 | 48 | 46 | 5 | .361 | .350 | .711 | 2 |
| | CLEVELAND | .313 | 28 | 112 | 10 | 35 | 4 | 0 | 0 | 11 | 1 | 0 | 0 | 8 | 19 | 4 | 4 | .348 | .358 | .707 | 1 |
| 2010 | CLEVELAND | .246 | 72 | 297 | 38 | 73 | 9 | 3 | 3 | 22 | 4 | 2 | 0 | 22 | 38 | 10 | 2 | .327 | .296 | .623 | 2 |
| | Columbus | .319 | 67 | 273 | 54 | 87 | 13 | 2 | 4 | 29 | 5 | 2 | 2 | 34 | 28 | 13 | 5 | .425 | .395 | .820 | 0 |
| 2011 | CLEVELAND | .266 | 114 | 451 | 63 | 120 | 24 | 4 | 7 | 46 | 3 | 5 | 3 | 34 | 76 | 13 | 5 | .384 | .318 | .702 | 3 |
| 2012 | CLEVELAND | .288 | 149 | 552 | 63 | 159 | 37 | 4 | 6 | 60 | 0 | 4 | 0 | 53 | 56 | 12 | 9 | .402 | .348 | .750 | 1 |
| Minor Lge. Totals | | .303 | 566 | 2122 | 372 | 642 | 87 | 11 | 16 | 223 | 31 | 17 | 15 | 292 | 218 | 162 | 39 | .377 | .388 | .764 | 13 |
| CLEVELAND TOTALS | | .274 | 363 | 1412 | 174 | 387 | 74 | 11 | 16 | 139 | 8 | 11 | 3 | 117 | 189 | 39 | 20 | .376 | .328 | .705 | 7 |
| American League | | .274 | 363 | 1412 | 174 | 387 | 74 | 11 | 16 | 139 | 8 | 11 | 3 | 117 | 189 | 39 | 20 | .376 | .328 | .705 | 7 |
| National League | | -- | -- | -- | -- | -- | -- | -- | -- | -- | -- | -- | -- | -- | -- | -- | -- | -- | -- | -- | -- |
| M.L. TOTALS | | .274 | 363 | 1412 | 174 | 387 | 74 | 11 | 16 | 139 | 8 | 11 | 3 | 117 | 189 | 39 | 20 | .376 | .328 | .705 | 7 |

CAREER TRANSACTIONS

- 2005 Selected by the Milwaukee Brewers in the 7th round of the June draft.
- 2008 Acquired by the Cleveland Indians from the Brewers as the PTBNL in the 7/7 trade that sent CC Sabathia to the Brewers in exchange for Matt LaPorta, Zach Jackson and Rob Bryson, 10/3.
- 2011 DL – broken right hand, 8/23-remainder of season.

FIELDING BY POSITION

| PCT | G | PO | 2012 | | | | | PCT | G | PO | CAREER | | | | |
|------|-----|-----|------|---|-----|----|----------|------|-----|-----|--------|----|-----|---|--|
| | | | A | E | TC | DP | A | | | | E | TC | DP | | |
| .997 | 144 | 336 | 5 | 1 | 342 | 3 | Outfield | .991 | 355 | 792 | 10 | 7 | 809 | 5 | |

2012 Season Highlights

- ◆ Had a solid season from an offensive standpoint, making all of his appearances in center field after the spring training injury to Grady Sizemore...Had a career-high 22-game hitting streak, the longest by an Indians hitter in 2012, from May 20-June 15, hitting .337 (29-86) over the streak with 12RS, 4 2B, 16RBI to raise his batting average from .255 to .284...It was the 2nd-longest streak in the Majors in 2012 (Robinson Cano 23G) and the longest by an Indians hitter since May of 2007 (Casey Blake, 26 games)...Among AL leaders he finished tied for 12th with 37 doubles and was the toughest batter to strikeout in the league (10.9PA per SO). ..Started 1 of the final 9 games of the season due to a strained right groin...Hit at least .250 in every month of the season and hit .288 in both the first and second half.
- ◆ Also hit in 13 straight games from June 28-July 15 and over his last 78 games of the season from June 28th-on he hit .302 (81-268) with 31 runs, 16 2B, 5HR, 26RBI...Also hit .313 (21-67) the last 21 games of the season in Sept/Oct with 11RS, 2 2B, 5RBI...Stole 12 bases in 21 attempts (57%) and was tied for 4th in the AL in caught stealings...His .310 average on the road was 7th-highest in the American League while his .305 (53-174) average after the 6th inning was 9th-best...Also was 3rd in the league in pct of swings that missed at just 8.4% (73/865) and tied for 6th in intentional walks...Was 14th in avg vs. RHP (.299) and 11th in avg with the bases loaded (.444, 4/9).

- ◆ Enjoyed a great deal of success in the 5-spot in the batting order, hitting .308 (73-237) with 15 2B, 4HR, 31RBI in 65 games in that spot in the order...Batting average in the clean-up spot, where he made 24 starts, was .225 (20-89) with 4RBI...Best month was July when he batted .326 (29-89) w/7 2B, 3HR and 11RBI in 26 games (.934OPS)...For the year hit .295 (72-244) with runners on base...Made 140 starts in center field (3GS at DH) and compiled a fielding pct of .997 (1E, 5 assists, 342TC) which was 5th-best among AL outfielders...Underwent surgery to repair sports hernia after the season on October 11 in Philadelphia, PA (Dr. William Meyers).

Pro Career

- ◆ **2011** Put together a solid campaign before right wrist and hand problems ended his season on 8/22...At the time of his injury was tied for 25th in the AL and 2nd on the team in runs scored (63) and tied for 17th in triples (4)...Was placed on the 60-day DL on 8/23 and underwent right hand surgery at the Cleveland Clinic (Dr. Thomas Graham) on 8/31 to remove a fractured hamate bone in his right hand...Was limited to just 14 games in August (.211, 12-57) due to right hand and wrist soreness...On the year he made 46 starts in center field (52G) and 62 starts in left field (66G)...Made 1 start at DH...Notched his 4th career 4-hit game on 7/8 vs. Toronto (4-6, 2RBI)...Hit .294 (30-102) in July with 6 2B, 1HR & 11 RBI in 24 games.
- ◆ **2010** Was the club's opening day left fielder and spent three stints with Cleveland and ended the season in regular duty positioned to be a contributor in 2011...First two stints were not met with a great deal of success, hitting .156 (5-32) in April with a 2B, 3RBI in 9 games before being sent out to AAA Columbus on 4/19...Recalled again on 7/4 (Choo thumb injury) and hit .157 (11-70) in July w/a 2B, HR & 4RBI in 17 games before being optioned back on Columbus on 7/27...Spent the remainder of the season with Cleveland after 8/6 recall and rebounded to hit .292 (57-195) with 26RS, 7 2B, 3 3B, 2HR & 15 RBI in 46 games (.332OB/.390SLG/.721OPS) to raise his avg from .157 to .246...Overall finished 7th among AL rookies in runs (38), 8th in hits (73), T3rd in triples (3) and T2nd in SB (10)...Hit first Major League home run on 7/8 at TB off Wade Davis to lead off the game...Defining moment of his season came during a then career-best 19 game hitting streak from 8/30-9/19 over which he hit .286 (26-91) w/1RBI...Was tied for the 4th longest streak in the AL in 2010...Was the longest hitting streak by an Indians rookie batter since Larry Doby (21G) in 1948 and longest overall since Casey Blake in 2007 (26G)...Overall he hit in 27 of his last 29 games from 8/30-on (.283, 36-127)...At Columbus he hit .319 (87-273) with 54RS, 13 2B, 2 3B, 4HR and 29RBI in 67G...At the time of his final 8/6 recall he ranked 2nd in the IL in average (.319)... Had two 12-game hitting streaks with the Clippers...Hit .353 (36-102) in June.
- ◆ **2009** Enjoyed a very productive season at AAA Columbus at just 22 years of age before an impressive September call-up in his debut at the Major League level...Hit .267 (122-457) with 80 runs, 21 2B, 2 3B, 6 HR and 37 RBI in 116 G for the Clippers and stole 46 bases in 51 attempts (90.2%)...He finished T1st in the IL in stolen bases (46) and 3rd in the league in runs (80)...Was 7th in the IL in walks (59) and struck out just 48 times in 528 plate appearance (1K:11PA)...Contract was purchased from Columbus on 9/1 and made his MLB debut that night in Detroit, collecting his first hit off Edwin Jackson in the 5th inning...Hit safely in his first 8 games with the Indians, just the 2nd Indians player in the last 50 years to hit safely in his first 8 games (Josh Bard, 2002, first 9 games)...Went 4-5 w/an RBI on 9/12 vs. KC, becoming the first Indian since Andy Allanson in April 1986 to have a four-hit game within his first 10 games played...Since 1954, he is the 7th fastest Indian to record a four-hit game (10g)...According to **ELIAS** only one Indians player has had a four-hit game at a younger age than Brantley (22 years, 120 days old) when Carlos Baerga recorded four hits against the Yankees on 9/20/90 at the age of 21 years, 320 days old...Was the 9th youngest player to appear in the AL in 2009.
- ◆ **2008** Brantley spent the entire 2008 season at Class AA Huntsville of the Southern League where he posted an on-base percentage of .395 with 80 runs...He was tied for 6th in Southern League in runs (80) & steals (28), was 7th in batting average (.319) and 12th in on-base % (.395) despite an ankle injury that limited him to 4 games in July...He had nearly twice as many walks (50) as strikeouts (27) and ranked second in the entire minor leagues w/a strikeout per plate appearance ratio of 17.7 (27K in 479 PA)...He was named to the Southern League mid-season and postseason All-Star Team and was named in **Baseball America** as the Best Baserunner and having the Best Strike Zone Judgment in the Southern League...After the season he was named the 18th best prospect in the Southern League by **Baseball America**...Entered 2009 as the 9th best prospect in the Indians organization according to **Baseball America**.

BRANTLEY'S CAREER GAME HIGHS

HITS: 4, four times, last May 10, 2012 at Boston; **RUNS:** 3, 3x, last August 14, 2012 at LA Angels; **DOUBLES:** 2, 5x; **HR:** 1, 16 times; **RBI:** 4, May 16, 2011 at KC; **BB:** 3, July 16, 2012 at Tampa; **SB:** 2, May 22, 2012 vs. Detroit; **HITTING STREAK:** 22 games, May 20-June 15, 2012; **GRAND SLAMS:** N/A; **LEAD-OFF HR:** 1, July 8, 2010 at Tampa; **"WALK-OFF" HR:** n/a; **PINCH-HIT HR:** n/a

- ◆ **2007** At A West Virginia & AA Huntsville he stole 35 bases and drove in a career-high 53 runs in 115 games..Began the season at Class-A West Virginia where he hit .335 (73-for-218) in 56 games...Was promoted to Double-A Huntsville on 6/9...Rated by **Baseball America** as the Brewers prospect with the Best Strike-Zone Discipline.
- ◆ **2006** Placed on the DL on 5/3 with a right shoulder strain, reinstated on 5/13...Recorded an on-base percentage of .402, good for fourth in the South Atlantic League...Tied for seventh in the SAL with a .300 batting average.
- ◆ **2005** Began the season with the Rookie Arizona Brewers before a 8/28 promotion to Rookie Helena...Hit .343 (71-for-207) overall in his first season...His 60 hits with Arizona were good for 5th in the Arizona League...Batting average of .347 was 4th best in the Arizona League.

BRANTLEY'S FAVORITES

Favorite Movie: Life

Favorite Group/Artist: Lil Wayne

Favorite Athlete Growing Up: Ken Griffey Jr.

Favorite Team Growing Up: Seattle Mariners

Person Who Has Most Influenced You: My parents

Favorite Road City: Boston

Favorite Road Stadium: Fenway Park

Favorite Thing Away From Baseball: Fish/Golf

Favorite TV Show: Price is Right

Personal/Miscellaneous

Full name **MICHAEL CHARLES BRANTLEY, JR.**...Wife, Melissa...Attended Fort Pierce Central (FL) High School, graduating in 2005 (played golf and baseball)...Resides in Port St. Lucie, FL...He is the son of former big leaguer Mickey Brantley, who played with the Seattle Mariners from 1986-89 and was on the Toronto Blue Jays coaching staff from 2005-07...Enjoys golfing and fishing...Is the 2013 High Achievers spokesperson.



Asdrubal Cabrera **13**

Age: 27, born November 13, 1985 in Puerto La Cruz, VZ

Resides: Anzoategui, VZ **Position:** Infielder

Bats: S **Throws:** R **Height:** 6-0 **Weight:** 205

ML Service: 5 + 027

Contract Status: Signed thru 2014

Acquired: June 30, 2006; Acquired from the Seattle Mariners in exchange for 1B Eduardo Perez.

| YEAR | CLUB | AVG | G | AB | R | H | 2B | 3B | HR | RBI | SH | SF | HB | BB | SO | SB | CS | SLG | OBP | OPS | E |
|--------------------------|-----------------|-------------|------------|-------------|------------|------------|------------|-----------|-----------|------------|-----------|-----------|-----------|------------|------------|-----------|-----------|-------------|-------------|-------------|-----------|
| 2003 | VZL Mariners | .283 | 55 | 198 | 31 | 56 | 12 | 4 | 0 | 29 | 3 | 1 | 11 | 16 | 31 | 5 | 5 | .384 | .367 | .751 | -- |
| 2004 | Everett | .272 | 63 | 239 | 44 | 65 | 16 | 3 | 5 | 41 | 7 | 5 | 2 | 21 | 43 | 7 | 5 | .427 | .330 | .756 | 19 |
| 2005 | Wisconsin | .318 | 51 | 192 | 26 | 61 | 12 | 3 | 4 | 30 | 2 | 3 | 1 | 30 | 32 | 2 | 6 | .474 | .407 | .881 | 4 |
| | Inland Empire | .284 | 55 | 225 | 31 | 64 | 15 | 6 | 1 | 26 | 1 | 3 | 0 | 15 | 47 | 3 | 1 | .418 | .325 | .743 | 10 |
| | Tacoma | .217 | 6 | 23 | 4 | 5 | 0 | 1 | 0 | 3 | 1 | 0 | 0 | 1 | 4 | 0 | 0 | .304 | .250 | .554 | 0 |
| 2006 | Tacoma | .236 | 60 | 203 | 27 | 48 | 12 | 2 | 3 | 22 | 1 | 2 | 3 | 24 | 51 | 7 | 5 | .360 | .323 | .683 | 4 |
| | Buffalo | .263 | 52 | 190 | 26 | 50 | 11 | 0 | 1 | 14 | 4 | 6 | 3 | 8 | 39 | 5 | 4 | .337 | .295 | .632 | 14 |
| 2007 | Akron | .310 | 96 | 368 | 78 | 114 | 23 | 3 | 8 | 54 | 2 | 7 | 3 | 45 | 42 | 23 | 7 | .454 | .383 | .837 | 15 |
| | Buffalo | .316 | 9 | 38 | 6 | 12 | 3 | 0 | 0 | 3 | 0 | 0 | 0 | 2 | 8 | 2 | 0 | .395 | .350 | .745 | 0 |
| | CLEVELAND | .283 | 45 | 159 | 30 | 45 | 9 | 2 | 3 | 22 | 5 | 3 | 2 | 17 | 29 | 0 | 0 | .421 | .354 | .775 | 1 |
| 2008 | CLEVELAND | .259 | 114 | 352 | 48 | 91 | 20 | 0 | 6 | 47 | 11 | 5 | 4 | 46 | 77 | 4 | 4 | .366 | .346 | .713 | 8 |
| | Buffalo | .326 | 34 | 141 | 25 | 46 | 7 | 1 | 4 | 13 | 0 | 0 | 4 | 7 | 25 | 2 | 2 | .475 | .375 | .850 | 10 |
| 2009 | CLEVELAND | .308 | 131 | 523 | 81 | 161 | 42 | 4 | 6 | 68 | 10 | 3 | 1 | 44 | 89 | 17 | 4 | .438 | .361 | .799 | 10 |
| | Akron | .250 | 4 | 16 | 5 | 4 | 1 | 0 | 0 | 0 | 0 | 0 | 1 | 1 | 2 | 2 | 0 | .313 | .333 | .646 | 1 |
| 2010 | CLEVELAND | .276 | 97 | 381 | 39 | 105 | 16 | 1 | 3 | 29 | 11 | 3 | 5 | 25 | 60 | 6 | 4 | .346 | .326 | .673 | 12 |
| | Akron | .357 | 4 | 14 | 4 | 5 | 2 | 0 | 1 | 1 | 0 | 0 | 0 | 3 | 3 | 2 | 0 | .714 | .471 | 1.185 | 0 |
| | Mahoning Valley | .333 | 2 | 6 | 0 | 2 | 1 | 0 | 0 | 2 | 0 | 0 | 0 | 1 | 1 | 0 | 0 | .500 | .429 | .929 | 0 |
| 2011 | CLEVELAND | .273 | 151 | 604 | 87 | 165 | 32 | 3 | 25 | 92 | 4 | 4 | 11 | 44 | 119 | 17 | 5 | .460 | .332 | .792 | 15 |
| 2012 | CLEVELAND | .270 | 143 | 555 | 70 | 150 | 35 | 1 | 16 | 68 | 1 | 2 | 6 | 52 | 99 | 9 | 4 | .423 | .338 | .762 | 19 |
| Minor Lge. Totals | | .288 | 436 | 1655 | 276 | 476 | 103 | 19 | 27 | 209 | 18 | 26 | 17 | 158 | 297 | 55 | 30 | .422 | .351 | .772 | 77 |
| CLEVELAND TOTALS | | .279 | 681 | 2574 | 355 | 717 | 154 | 11 | 59 | 326 | 42 | 20 | 29 | 228 | 473 | 53 | 21 | .416 | .342 | .757 | 65 |
| American League | | .279 | 681 | 2574 | 355 | 717 | 154 | 11 | 59 | 326 | 42 | 20 | 29 | 228 | 473 | 53 | 21 | .416 | .342 | .757 | 65 |
| National League | | -- | -- | -- | -- | -- | -- | -- | -- | -- | -- | -- | -- | -- | -- | -- | -- | -- | -- | -- | -- |
| M.L. TOTALS | | .279 | 681 | 2574 | 355 | 717 | 154 | 11 | 59 | 326 | 42 | 20 | 29 | 228 | 473 | 53 | 21 | .416 | .342 | .757 | 65 |

ALL-STAR GAME RECORD

| YEAR | CLUB | AVG | G | AB | R | H | 2B | 3B | HR | RBI | SH | SF | HBP | BB | SO | SB | CS | E |
|---------------|-----------|-------------|----------|----------|----------|----------|----------|----------|----------|----------|----------|----------|----------|----------|----------|----------|----------|----------|
| 2011 | CLEVELAND | .000 | 1 | 2 | 0 | 0 | 0 | 0 | 0 | 0 | 0 | 0 | 0 | 0 | 1 | 0 | 0 | 0 |
| 2012 | CLEVELAND | .000 | 1 | 1 | 0 | 0 | 0 | 0 | 0 | 0 | 0 | 0 | 0 | 1 | 1 | 0 | 0 | 0 |
| TOTALS | | .000 | 2 | 3 | 0 | 0 | 0 | 0 | 0 | 0 | 0 | 0 | 0 | 1 | 2 | 0 | 0 | 0 |

DIVISION SERIES RECORD

| YEAR | CLUB | AVG | G | AB | R | H | 2B | 3B | HR | RBI | SH | SF | HBP | BB | SO | SB | CS | E |
|------|-----------|------|---|----|---|---|----|----|----|-----|----|----|-----|----|----|----|----|---|
| 2007 | CLEVELAND | .176 | 4 | 17 | 3 | 3 | 0 | 0 | 1 | 2 | 3 | 0 | 0 | 1 | 4 | 0 | 0 | 1 |

LEAGUE CHAMPIONSHIP SERIES RECORD

| YEAR | CLUB | AVG | G | AB | R | H | 2B | 3B | HR | RBI | SH | SF | HBP | BB | SO | SB | CS | E |
|------|-----------|------|---|----|---|---|----|----|----|-----|----|----|-----|----|----|----|----|---|
| 2007 | CLEVELAND | .241 | 7 | 29 | 2 | 7 | 0 | 0 | 0 | 4 | 0 | 1 | 0 | 1 | 8 | 0 | 0 | 1 |

CAREER TRANSACTIONS

- 2002 Signed by the Seattle Mariners as a free agent, 8/26.
 2006 Acquired by the Cleveland Indians from the Mariners in exchange for Eduardo Perez, 6/30.
 2009 DL – left shoulder subluxation, 6/3-28...rehab at AA Akron, 6/23-28.
 2010 DL – fractured left forearm, 5/18-7/19...rehab at AA Akron, 7/15-20... rehab at A Mahoning Valley, 7/12-15.

FIELDING BY POSITION

| PCT | G | PO | 2012 | | | | DP | PCT | CAREER | | | | | |
|------|-----|-----|------|----|-----|----|---------------|-------------|------------|-------------|-------------|-----------|-------------|------------|
| | | | A | E | TC | A | | | E | TC | DP | | | |
| -- | -- | -- | -- | -- | -- | -- | Second Base | .994 | 162 | 331 | 482 | 5 | 818 | 141 |
| -- | -- | -- | -- | -- | -- | -- | Third Base | 1.000 | 1 | 0 | 1 | 0 | 1 | 0 |
| .971 | 136 | 223 | 408 | 19 | 650 | 99 | Shortstop | .974 | 509 | 776 | 1433 | 60 | 2269 | 347 |
| .971 | 136 | 223 | 408 | 19 | 650 | 99 | Totals | .979 | 672 | 1107 | 1916 | 65 | 3088 | 488 |

2012 Season Highlights

- ◆ Had a solid offensive campaign, earning a second straight All-Star selection, the first by an Indians shortstop since Omar Vizquel in 1998-99...At the time of his July 1 All-Star selection he ranked 10th in the AL in on-base pct (.379)...Led American League shortstops in OPS (.765) and slugging pct (.425), making 133 starts at shortstop and 6 starts at DH...Finished tied for 16th in the AL in doubles (35) and was 3rd on the club in multi-hit games (45)...Hit 2nd or 3rd in the lineup in every start this season, hitting .293 (56-191) when batting third.
- ◆ Also ranked 2nd in the AL in HR by a shortstop, T1st in doubles and 3rd in RBI...Hit in a season-high 12 straight games from May 25-June 10 and for the season hit .300 (72-240) with runners on base, tops on the club...Recorded his 5th career walk-off hit/2nd career game-ending home run on June 19 vs. the Cincinnati Reds and Aroldis Chapman... His 5 steals of third base were tied for 9th in the AL...Signed a two-year extension thru the 2014 season on April 4
- ◆ Recorded a season fielding pct of .971 in 136 games at shortstop (19E, 650TC, 11th in AL)...Suffered thru first career 3-error game on June 17 vs. Pittsburgh which snapped a 32-game errorless streak...Over his last 82 games made 17 errors at SS after June 16...Hit .286 (87-304) in the first half with 42RBI (.832OPS) and .251 (63-251) in the second half with 26RBI (67G, .676OPS)...Hit a combined .233 (49-210) in July/August with 13RBI in 53 games before hitting .300 (15-50) over his last 13 games (10RS, 2HR, 11RBI) from Sept 16-thru the end of the season...Was bothered much of the last month of the season with right wrist/hand soreness that limited him to 22 games for the month...Appeared in 11 games for Caracas in the VZ Winter League in 2012 off-season.

| 2012 AMERICAN LEAGUE LEADERS ON-BASE+SLG PCT. (SHORTSTOPS) | |
|--|------|
| PLAYER (TEAM) | OPS |
| Asdrubal CABRERA (CLE) | .765 |
| Derek Jeter (NYY) | .760 |
| Erick Aybar (LAA) | .739 |
| Elvis Andrus (TEX) | .727 |
| Alcides Escobar (KCR) | .721 |
| Jhonny Peralta (DET) | .689 |

Pro Career

◆ **2011** Had a breakout season earning his first All-Star selection and led the team with new career-highs in virtually every major offensive category including hits, runs, doubles, HR, RBI, games and OPS...Among AL leaders he finished 17th in RBI (92), T15th in hits (165), T16th in runs (87), 16th in total bases (278), T21st in doubles (32) and T21st in HR (25)... After the season was named the shortstop on the *Sporting News* AL post-season All-Star Team and became the first Indians shortstop to win a Silver Slugger Award since being founded in 1980...Was 20th in the AL MVP voting (4 pts) and after the season was named Man of the Year by the Cleveland BBWAA Chapter...Led AL shortstops in RBI, was T1st in hits and was second in runs, doubles and HR... His 25HR were the highest single-season total in club history by a shortstop as he had 18 career HR heading into 2011 (broke Jhonny Peralta's 2005 mark of 24)...Also set a single-season home run mark for Venezuelan-born shortstops... Most RBI by an Indians shortstop since Lou Boudreau drove in 106 in 1948 while winning the AL MVP Award...His 22HR increase from 3 in 2010 to 25 in 2011 was the 2nd largest in club history over consecutive seasons (Ed Morgan went from 3 to 26 in 1929-30)...Exceeded his 2010 RBI total of 29 in the 44th game of the season...Hit .330 (35-106) in May with 7 2B, 5HR & 19RBI (.947OPS)...Overall hit .293 (105-358) in the first half with 22 2B, 14HR & 51RBI in 88 games (.836OPS)...Struggled somewhat in the 2nd half as fatigue set in, hitting .244 (60-246) with a .729 OPS and 41RBI in 63 games...Made 151 starts at shortstop and finished 6th in the American League in fielding % at shortstop (617TC, 15E) and finished the season with 1 error in his last 34 games...Enjoyed a pair of 2-homer games this season (8/1 @BOS; 5/22 vCIN), the first multi-homer games of his career...On 5/22 vs. the Reds he went 5-for-5 with 2HR, 5RBI and a steal, becoming just the second SS since 1920 w/5 hits, 2HR & 5RBI in a single game... Set new single-game career-highs in hits/HR and equaled career-high in RBI...Also drove in 5 runs on 9/ 22 vs. CWS, his second 5RBI game of the season...Was very good in the clutch hitting .325 (79-243) with runners on base (10th best in AL) and .309 (43-139) with RISP (18th best in AL)...32 of his 92RBI either tied the game or gave the Indians the lead.

| SINGLE-SEASON HR, VENEZUELAN-BORN SHORTSTOPS | |
|---|-----------|
| PLAYER (TEAM) | HR |
| Asdrubal CABRERA (2011) | 25 |
| Alex Gonzalez (TOR/ATL '10) | 23 |
| Alex Gonzalez (FLA, 2004) | 23 |
| Carlos Guillen (DET, 2004) | 20 |

| SINGLE-SEASON HR, CLEVELAND INDIANS SS | |
|---|-----------|
| PLAYER (TEAM) | HR |
| Asdrubal CABRERA (2011) | 25 |
| Jhonny Peralta (2005) | 24 |
| Jhonny Peralta (2008) | 23 |
| Woodie Held (1961) | 23 |

◆ **2010** Had a good season in his 3rd full year at the Major League level despite missing 2 months with a broken left forearm suffered in mid-May...Appeared in 95 games at shortstop, making 94 starts and compiling a steady fielding % of .972 (11E, 431TC)...Suffered broken left forearm diving up the middle in Tampa Bay on 5/17, colliding with 3B Jhonny Peralta in a shift situation...Placed on the DL the next day and was shelved for two months before being activated on 7/19 after a rehab stint in Mahoning Valley and Akron...Hit a walk-off homer on 8/28 vs. KC off Jesse Chavez, his final HR of the season...Finished the season by hitting .272 (34-125) from 8/25-on and over his last 8 games he was 13 for 31 w/5RBI (.419)...Was T7th in the AL with 11 sac bunts...Hit .340 (49-144) with runners on base and .325 (13-40) with RISP-2outs...Was 6th in the AL in batting average with runners on base, T9th w/21 bunts in play, 4th in batting avg with RISP (.342) and 20th in lead-off batting average (.316).

◆ **2009** Turned in an outstanding season offensively and defensively, opening the season at second base before becoming the full-time shortstop in May...Compiled career-highs in virtually every offensive category as he finished 11th in the AL in batting average (.308) and 11th in 2B (42)...Was also T8th with 10 sac bunts...Finished tied for 1st among AL shortstops w/36 doubles (O Cabrera), 3rd in OPS (.797) and 4th in average (.307)...Scored a career-high 4 runs on 5/14 at Tampa Bay to go along with 2RBI and 4 hits...First career-grand slam and career-high 5RBI on 4/18 vs. NYY (slam off Claggett)...Was on the DL from 6/3-27 with a left shoulder subluxation after being injured in play at second base on 6/2 at Minnesota...Career long 12 game hitting streak from 8/5-18 (.429, 21-49, 5RBI) and reached base safely in 21 straight games in August...From 8/1 thru the end of the season he hit .325 (67-206) with 18 2B, 2HR & 27 RBI in 52 games...Stole 17 bases in 21 attempts (81%)...Made 28 starts at second base (28G) and 99 starts at shortstop (100G)...The .343 average with runners on base was 4th best in the AL...His 81% SB percentage was T15th best in the AL...Also finished among AL leaders in bunts in play (20, T10th), average vs. RHP (.309, 16th), road batting average (.320, 9th) and multi-hit games (51, T17th)...Underwent a right elbow arthroscopy on 10/7 at the Cleveland Clinic (Dr. Schickendantz) to remove loose bodies from the elbow.


- ◆ **2008** Season was turned around after a productive 4-week stint in Buffalo in June and July that raised his batting average 75 points from .184 at the time of his option to end the season at .259...Was the club's opening day starter vs. Chicago, but never gained an offensive footing as he hit .211 (16-76) in April, .169 (11-65) in May & .154 (2-13) in June before being optioned to AAA Buffalo on 6/9...At the time of his option he was hitting .184 (29-158) w/a HR & 14RBI in 51 games (.282 OB%, .247SLG, .529OPS)...Recalled to Cleveland to start the 2nd half on 7/18 and hit .320 (62-194) in the second half w/13 2B, 3HR & 33 RBI in 61 games (.398OB, .464SLG, .862OPS)...From 8/9 thru the end of the season he hit .356 (48-135) with 10 2B, 3HR & 29 RBI (43G, .424OB%, .920OPS)...His September average of .416 (32-77) was the highest mark in the AL (6 2B, 2HR, 22RBI, 24G)...On the year he made 87 starts at second base (94G) and 18 starts at third base (43G)...Recorded the 14th unassisted triple play in Major League history on 5/12 vs. Toronto (game 2) after a Lyle Overbay lineout to him on a double steal...Was named co-American League Player of the Week, 9/9-14 (.455, 10-22, HR, 8RBI) with MIN OF Carlos Gomez...His 11 sac bunts were 2nd in the AL...Was suspended for 3 games, 9/23-25, for his actions in a fight with Detroit on 9/19.
- ◆ **2007** Was impressive over the last 7 weeks of the season, earning a starting role at second base and his move to the #2 spot in the order behind Grady Sizemore on 8/25 proved to be on one of the pivotal moves of the season...Indians were 28-12 (.700) when he started and 24-6 (.800) when he started in the #2 hole in the order...Contract was purchased from AAA Buffalo on 8/7 and made his ML debut the next night in Chicago-AL...Overall made 40 starts at second base (34G), 6 starts at shortstop (7G) and appeared in 1 game at third...Made 1 error in 220 chances between the 3 positions...Collected first hit on 8/11 vs. NYY (Mussina) and hit first HR on 8/18 at Tampa Bay (Hammel)...Started all 11 games in the postseason at 2nd base and hit .217 (10-46) w/1HR & 6RBI (HR off Wang in G1 of ALDS vs. NYY)...Only player with first name of "Asdrubal" in MLB history...At the time of his 7/30 promotion to Buffalo he was leading the Eastern League in runs scored and was 4th in both hits and stolen bases...Named Indians Minor League Player of the Year by **USA Today** and Lou Boudreau award as the club's Minor League Player of the Year...Also named to the **TOPPS** Double-A All-Star Team along with Jordan Brown...Combined on the year scored 114 runs.
- ◆ **2006** Began the year at AAA Tacoma where he hit .236 (48-203) with 27 runs scored, 12 2B, 2 3B, 3HR & 22RBI in 60 games with AAA Tacoma...Cabrera made his first error of the season on 5/30 after playing 36 straight games (165 TC) at shortstop without an error...At the time of the trade he was first among all shortstops in the Pacific Coast League with a .986 fielding percentage (4 E/291 TC)...Was on the disabled list from 4/12-25 w/a sprained right ankle...Was the youngest player in the PCL (20)...After the trade was assigned to AAA Buffalo where he hit .296 (32-108) with 20RS, 6 2B, 1HR & 10RBI in 28 games from 7/30-on...Played winter ball for Lara in Venezuela after the season.

CABRERA'S CAREER GAME HIGHS

HITS: 5, May 22, 2011 vs. Cincinnati; **RUNS:** 4, May 14, 2009 at Tampa Bay; **DOUBLES:** 3, June 1, 2011 at Toronto; **HR:** 2, 2x, August 1, 2011 at Boston; **RBI:** 5, 2x, September 22, 2011 vs. Chicago-AL; **SB:** 2, 6x, August 5, 2012 at Detroit; **BB:** 3, 4x; **HITTING STREAK:** 12 games, 2x, last May 25-June 10, 2012; **GRAND SLAMS:** 2, Sept. 30, 2012 vs. KC (Teaford); **LEAD-OFF HR:** n/a; **"WALK-OFF" HR:** 2, June 19, 2012 vs CIN; **PINCH-HIT HR:** n/a

Personal/Miscellaneous

Full Name **ASDRUBAL JOSE CABRERA**...Two kids: son, Meyer, and daughter, Ashley...Signed by Emilio Carrasquel.



Carlos Carrasco

59

Age: 26, born March 21, 1987 in Barquisimeto, VZ

Resides: Tarpon Springs, FL

Position: Pitcher

Bats: R

Throws: R

Height: 6-3

Weight: 212

ML Service (options remaining): 2 + 067 (1)

Contract Status: Signed thru 2013

Acquired: July 29, 2009; Acquired from the Philadelphia Phillies along with INF Jason Donald, RHP Jason Knapp & CA Lou Marson in exchange for LHP Cliff Lee & OF Ben Francisco.

| | | | | | | | | | | | | | | | | | | OPPONENTS | | | |
|-------------------|-------------------------|-------|-------|-----|-----|----|-----|----|-------|-----|-----|-----|----|----|-----|-----|----|-----------|-------|------|------|
| YEAR | CLUB | W-L | ERA | G | GS | CG | SHO | SV | IP | H | R | ER | HR | HB | BB | SO | WP | BK | AVG | SLG | OBP |
| 2004 | GCL Phillies | 5-4 | 3.56 | 11 | 8 | 0 | 0 | 0 | 48.0 | 53 | 23 | 19 | 2 | 3 | 15 | 34 | 2 | 0 | .276 | .375 | .338 |
| 2005 | Batavia | 0-3 | 13.50 | 4 | 4 | 0 | 0 | 0 | 15.1 | 29 | 25 | 23 | 8 | 2 | 5 | 12 | 3 | 1 | .392 | .878 | .439 |
| | GCL Phillies | 0-0 | 1.80 | 2 | 2 | 0 | 0 | 0 | 5.0 | 3 | 1 | 1 | 0 | 2 | 1 | 2 | 0 | 0 | .176 | .176 | .300 |
| | Lakewood | 1-7 | 7.04 | 13 | 13 | 1 | 0 | 0 | 62.2 | 78 | 50 | 49 | 11 | 9 | 28 | 46 | 1 | 1 | .302 | .519 | .387 |
| 2006 | Lakewood | 12-6 | 2.26 | 26 | 26 | 2 | 0 | 0 | 159.1 | 103 | 50 | 40 | 6 | 9 | 65 | 159 | 12 | 2 | .182 | .256 | .276 |
| 2007 | Clearwater | 6-2 | 2.84 | 12 | 12 | 1 | 1 | 0 | 69.2 | 49 | 22 | 22 | 8 | 6 | 22 | 53 | 2 | 0 | .199 | .366 | .280 |
| | Reading | 6-4 | 4.86 | 14 | 13 | 1 | 1 | 0 | 70.1 | 65 | 42 | 38 | 9 | 5 | 46 | 49 | 0 | 2 | .247 | .411 | .365 |
| 2008 | Reading | 7-7 | 4.32 | 20 | 19 | 1 | 0 | 0 | 114.2 | 109 | 58 | 55 | 13 | 6 | 45 | 109 | 8 | 1 | .254 | .413 | .331 |
| | Lehigh Valley | 2-2 | 1.72 | 6 | 6 | 0 | 0 | 0 | 36.2 | 37 | 15 | 7 | 1 | 1 | 13 | 46 | 2 | 1 | .250 | .304 | .313 |
| 2009 | Lehigh Valley | 6-9 | 5.18 | 20 | 20 | 0 | 0 | 0 | 114.2 | 118 | 73 | 66 | 14 | 7 | 38 | 112 | 3 | 0 | .262 | .424 | .328 |
| | Columbus | 5-1 | 3.19 | 6 | 6 | 0 | 0 | 0 | 42.1 | 31 | 18 | 15 | 3 | 0 | 7 | 36 | 2 | 0 | .196 | .348 | .229 |
| | CLEVELAND | 0-4 | 8.87 | 5 | 5 | 0 | 0 | 0 | 22.1 | 40 | 23 | 22 | 6 | 0 | 11 | 11 | 0 | 0 | 1.400 | .670 | .455 |
| 2010 | Columbus | 10-6 | 3.65 | 25 | 25 | 0 | 0 | 0 | 150.1 | 139 | 69 | 61 | 16 | 7 | 46 | 133 | 1 | 0 | .250 | .408 | .313 |
| | CLEVELAND | 2-2 | 3.83 | 7 | 7 | 1 | 0 | 0 | 44.2 | 47 | 20 | 19 | 6 | 1 | 14 | 38 | 1 | 0 | .276 | .482 | .333 |
| 2011 | CLEVELAND | 8-9 | 4.62 | 21 | 21 | 1 | 0 | 0 | 124.2 | 130 | 68 | 64 | 15 | 4 | 40 | 85 | 3 | 0 | .270 | .427 | .326 |
| | Akron | 0-0 | 9.82 | 1 | 1 | 0 | 0 | 0 | 3.2 | 4 | 4 | 4 | 1 | 1 | 3 | 3 | 1 | 0 | .267 | .533 | .421 |
| 2012 | INJURED - DID NOT PITCH | | | | | | | | | | | | | | | | | | | | |
| Minor Lge. Totals | | 60-51 | 4.03 | 160 | 155 | 6 | 2 | 0 | 892.2 | 818 | 450 | 400 | 92 | 58 | 334 | 794 | 37 | 9 | .243 | .391 | .320 |
| CLEVELAND TOTALS | | 10-15 | 4.93 | 33 | 33 | 2 | 0 | 0 | 191.2 | 217 | 111 | 105 | 27 | 5 | 65 | 134 | 4 | 1 | .289 | .472 | .345 |
| American League | | 10-15 | 4.93 | 33 | 33 | 2 | 0 | 0 | 191.2 | 217 | 111 | 105 | 27 | 5 | 65 | 134 | 4 | 1 | .289 | .472 | .345 |
| National League | | -- | -- | -- | -- | -- | -- | -- | -- | -- | -- | -- | -- | -- | -- | -- | -- | -- | -- | -- | -- |
| M.L. TOTALS | | 10-15 | 4.93 | 33 | 33 | 2 | 0 | 0 | 191.2 | 217 | 111 | 105 | 27 | 5 | 65 | 134 | 4 | 1 | .289 | .472 | .345 |

CAREER TRANSACTIONS

- 2003 Signed by the Philadelphia Phillies as a free agent, 11/25.
- 2009 Acquired by the Cleveland Indians, along with Jason Donald, Jason Knapp and Lou Marson, from the Phillies in exchange for Cliff Lee and Ben Francisco, 7/29.
- 2011 DL - right elbow inflammation, 4/25-5/10...rehab at AA Akron, 5/6-10.
- 2011 DL - right elbow surgery, 8/4-remainder of season.
- 2012 DL - rehab from 2011 right elbow surgery, 3/15-remainder of season

FIELDING BY POSITION

| 2012 | | | | | | | | | | CAREER | | | | | |
|------|---|----|---|---|----|----|---------|------|----|--------|----|----|----|---|--|
| PCT | G | PO | A | E | TC | DP | PCT | G | PO | A | E | TC | DP | | |
| -- | - | - | - | - | - | - | Pitcher | .972 | 33 | 8 | 27 | 1 | 36 | 0 | |

PITCHERS HITTING

| 2012 | | | | | CAREER | | | | |
|------|----|---|----|-----|--------|----|---|----|-----|
| AVG | AB | H | HR | RBI | AVG | AB | H | HR | RBI |
| - | - | - | - | - | .000 | 5 | 0 | 0 | 0 |

2012 Season Highlights

- ◆ Spent the entire season rehabbing from right elbow reconstruction in September of 2012, mainly rehabbing at the Player Development Complex in Goodyear, AZ...Did throw a simulated game in Akron on September 3 and started the first game of the Double-A playoffs for Akron on September 5...Went on to make 3 starts in the Eastern League playoffs (4.0IP, 3H, 3R/ER, 4K)...Also started games in the Arizona Parallel League starting at the end of September.

Pro Career

- ◆ **2011** Showed signs of being a consistent Major League starter before an elbow injury ended his season in early August... Was on the DL from 4/25-5/10 with right elbow inflammation, making a rehab start at AA Akron on 5/6 (3.2IP, 4H, 4R)... Won three straight starts from 5/17-28 going 3-0 w/a 4.15 ERA over the span (17.1IP, 18H, 8ER)... Tossed a career-high 8.1 shutout innings on 6/7 vs. the Minnesota Twins... Career-high 8.1IP, 3H, 0R, BB, 6K... Earned his 8th win 6/29 at Arizona (7.0IP, 4H, 2ER)... Did not allow a run over 21.1IP from 6/7-18, season-long by an Indians pitcher this year and career-high... Went 4-2 w/a 1.90 ERA (42.2IP, 30H, 9ER, 7BB, 28K) in 6 starts in June... Tossed first career complete game on 6/24 at SF (8.0IP, 6H, 4R/1ER) in a losing effort... Won 6 of 7 starts from 5/17-6/18 and from 5/17-6/2929 was 7-2 w/a 2.55 ERA over 9 starts (60.0IP, 48H, 17ER)... Lost all 5 starts in July (9.13 ERA, 23.2IP, 35H, 24ER, .340avg) to raise his ERA from 3.54 to 4.67... Was winless over his last 6 starts of the season from July 5-August 3 (30.2IP, 44H, 27ER, 7.92ERA)... Ejected from start on 7/29 vs. KC after throwing pitch at the head area of Kansas City's Billy Butler (3.1IP, 7H, 7R/ER, 3HR) after yielding a grand slam to Melky Cabrera... Suspended by MLB for 6 games on 8/1, a suspension he must still serve... Placed on the 15-day DL for the second time in 2011 on 8/4 after final start at Boston on 8/3 (7.0IP, 9H, 3R)... Missed the remainder of the season and underwent reconstructive right elbow surgery in New York City (Dr. David Altchek) on 9/21.
- ◆ **2010** Had a very productive year between AAA Columbus and Cleveland, making 7 Major League starts in September/October, going at least 6.0IP in all 7 starts with 6 quality starts in a row in September... Started the season at Columbus and went 2-2 with a 3.86ERA in his first 8 starts (46.2IP, 45H, 20ER, 20BB, 34K)... On 8/17 vs. Scranton/WB, Carrasco became the first 10-game winner for Columbus since Pete Munro in 2005... Was removed from the game on 7/20 at Durham after 3.1 innings with right elbow discomfort... 2H, 0R, 0BB, 5K... Didn't miss a start making his next one on 7/25 vs. Pawtucket... Over his last 8 starts at Triple-A, he was 2-2 with a 2.08ERA (47.2IP, 32H, 13R/11ER, 8BB, 44K)... At the time of 9/1 promotion to Cleveland he was 4th in the IL in strikeouts, T5th w/a 1.23WHIP, 6th in innings pitched, T7th in wins and 9th in ERA... Recalled by the Indians on 9/1 when rosters expanded and made his 2010 debut that day vs. Chicago-AL... 7.1IP, 6H, 3R/ER, BB, 4K... ND in his 2nd start at the LA Angels (ND, 6.0IP, 6H, 2R/ER, 2BB, 6 strikeouts)... Worked 7.1 scoreless IP in start of 9/11 vs. MIN (ND)... Picked up his first Major League win in start of 9/17 in KC, an 11-4 win over the Royals... 6.0IP, 8H, 3R/ER, 1BB, 6K... Notched 2nd ML win on 9/27 vs. DET (6.0IP, 11H, 3R/ER)... Overall in September he went 2-1 w/a 3.26 ERA in 6GS (38.2IP, 42H, 14ER, 29K)... Was 12th in the AL in ERA among pitchers w/30.0IP, 7th in IP and 11th in SO... Fanned a career-high 9 batters in his final start of the season at Chicago on 10/2 in his first complete game of his career in a rain-shortened 6.0IP game (6.0IP, 5H, 6R/5ER, 3BB, 9K)... Worked at least 6.0IP in all 7 GS this year with CLE... Named the 7th best prospect in the Indians organization entering the season by *Baseball America*.
- ◆ **2009** Spent the regular season at the Triple-A level before making the first five (5) starts of his big league career in September... Entered the season as the #2 overall prospect in the Phillies organization according to *Baseball America* and 52nd overall minor league prospect by *BA*... Among IL pitchers he finished the season 1st in strikeouts (148), 2nd in innings pitched (157.0), T4th in the IL in wins (11) and T2nd w/26GS... Fanned a season-high 10 batters on 4/21 at Syracuse (7.0IP, 3H, 3R/ER, 1BB, 10K)... Switched dugouts after trade of 7/29 and made his 1st start with the Clippers on 7/31 at Lehigh Valley as he earned the win in a 9-6 Columbus win... 5.1IP, 8H, 4R/ER, BB, 6K... Struck out 10 batters for the 2nd time this year, tossing a season-high 8.0 innings on 8/11 at Indianapolis as he won his 9th game (8.0IP, 4H, 1R/ER, 0BB, 10K)... Won each of his first 4 starts with the Clippers from 7/31-8/16 as he was 4-0 w/a 3.45 ERA (28.2IP, 22H, 12R/11ER, 5BB, 27K)... With Columbus was 5-1 w/a 3.19 ERA (42.1IP, 31H, 18R/15ER, 7BB, 36K, .196 avg) in 6 starts with the Clippers... Recalled by the Indians when rosters expanded on 9/1... Lost his Major League debut on 9/1 at DET (3.0IP, 9H, 6R/ER)... Left his last start at Boston with a bruised left quad after being hit by a Jacobs Ellsbury lined drive in the 4th inning... Picked off 3 runners in his 5 starts.
- ◆ **2008** Was a non-roster invitee to spring training... Split the season between Reading (AA) and Lehigh Valley (AAA), going a combined 9-9, 3.69 ERA in 26 games (25 starts)... Had 155 SO in 151.1 IP (9.2 SO/9.0 IP)... Pitched for the World Team at the All-Star Futures Game at Yankee Stadium... Named to the midseason Eastern League All-Star team... Began the season with Reading before being promoted to Lehigh Valley on 8/2... Ranked 5th in the EL in strikeouts (109) at the time of his promotion... Finished 2nd among all Phillies minor leaguers in SO (155) and 5th in ERA (3.69)... Entered the 2009 season as the #2 overall prospect in the Phillies organization according to *Baseball America* (52nd best prospect in all of MiLB by *BA*).

- ◆ **2007** Combined to go 12-6, 3.86 ERA, 2 SHO in 26 games (25 starts) between Clearwater (A) and AA Reading...Began the season with Clearwater and was selected as a Florida State League midseason All-Star...Promoted to Reading on 6/20...Threw a rain-shortened 6.0-inning no-hitter, 8/21 vs Altoona...Named Phillies Minor League Pitcher of the Week 3 times: 5/28-6/3 (1-1, 1.42 ERA, 6 H, 6 BB, 9 SO), 6/11-17 (1-0, 0.00 ERA, 9.0 IP, 3 H, 7 SO) and 8/20-26 (2-0, 0.69 ERA, 13.0 IP, 6 H, 10 SO, 6 BB)...Pitched for the World Team at the All-Star Futures Game in San Francisco (1.0 IP, H, BB, 2 SO)...Rated as the top prospect in Phillies minor league system by **Baseball America** following the season.
- ◆ **2006** Won the Paul Owens Award as the best pitcher in the Phillies minor league system...Spent the season with Lakewood (A) and tied for the South Atlantic League lead in CG (2), finished 3rd in the SAL in both ERA (2.26) and SO (159)...Won Phillies Minor League Pitcher of the Month for May (3-1, 2.18 ERA) and August (5-1, 1.82 ERA)...Reached double digits in SO in 3 games, including a pro-high 11 SO, 8/8 at Asheville (7.1 IP, 2 H, 2 ER)...Took a perfect game into the 8th inning, 8/8 at Asheville (L, 7.1 IP, 2 ER); in his next start, he teamed up with Andrew Barb to combine for the 3rd no-hitter in BlueClaws history, 8/13 vs Lexington...Selected as both a midseason and postseason SAL All-Star and pitched for the World Team at the Futures Game in Pittsburgh during the MLB All-Star break (0.1 IP, 2 H)...Named the top prospect in Phillies minor league system by **Baseball America** following the season.
- ◆ **2004** Began his pro career with the Gulf Coast Phillies...Rated the 8th-best prospect in the Phillies minor league system by **Baseball America**.

CARRASCO'S CAREER GAME HIGHS


NO-HITTER: -----; **1-HITTER:** -----; **2-HITTER:** -----; **3-HITTER:** -----; **4-HITTER:** -----; **K's (starter):** 9, October 2, 2010 at Chicago-AL; **BB's (starter):** 3, six times, last October 2, 2010 at Chicago-AL; **LONGEST START:** 8.1IP, June 7, 2011 vs. Minnesota; **WINNING STREAK:** 3 games, 2x, June 7-18, 2011; **LOSING STREAK:** 5 games, July 5-29, 2011 (current); **HR:** 3, 2x, July 29, 2011 vs. KC; **SHORTEST START:** 3.0IP, 3x, July 10, 2011 vs. Toronto; **CG:** 2, last June 24, 2011 at SF; **CG SHO:** N/A; **CAREER 10+ STRIKEOUT GAMES:** N/A

Personal/Miscellaneous

Full name **CARLOS LUIS CARRASCO**...Married, Karelis...One daughter Camila Valentina (3/4/11)...Attended Liceo Federico Carmona High School...Signed by Phillies as an amateur free agent, 11/25/03... 2013 TribeFest participant.

CARRASCO'S FAVORITES

- Favorite Movie:** Titanic
- Favorite Group/Artist:** Country music
- Favorite Athlete Growing Up:** Pedro Martinez
- Person Who Has Most Influenced You:** Parents
- Favorite Road City:** San Francisco
- Favorite Road Stadium:** Kauffman Stadium
- Favorite TV Show:** South Park



Ezequiel Carrera

1

Age: 25, born June 11, 1987 in Guiria, VZ

Resides: Guiria, VZ

Position: Outfielder

Bats: L

Throws: L

Height: 5-10

Weight: 185

ML Service: 0 + 144

Contract Status (Options Remaining): Signed thru 2013 (0)

Acquired: June 27, 2010; Acquired from the Seattle Mariners along with INF Juan Diaz in exchange for INF Russell Bryanan and cash.

| YEAR CLUB | AVG | G | AB | R | H | 2B | 3B | HR | RBI | SH | SF | HB | BB | SO | SB | CS | SLG | OBP | OPS | E |
|-------------------------|-------------|------------|------------|-----------|-----------|-----------|----------|----------|-----------|----------|----------|----------|-----------|-----------|-----------|----------|-------------|-------------|-------------|----------|
| 2005 VSL Mets | .227 | 45 | 150 | 19 | 34 | 3 | 2 | 0 | 8 | 4 | 1 | 3 | 15 | 47 | 7 | 8 | .273 | .308 | .581 | 1 |
| 2006 VSL Mets | .301 | 57 | 216 | 41 | 65 | 4 | 5 | 1 | 19 | 6 | 2 | 7 | 16 | 28 | 22 | 11 | .380 | .365 | .745 | 3 |
| 2007 GCL Mets | .341 | 45 | 179 | 41 | 61 | 8 | 3 | 1 | 26 | 2 | 0 | 2 | 26 | 29 | 16 | 5 | .436 | .430 | .866 | 4 |
| Brooklyn | .300 | 20 | 70 | 11 | 21 | 2 | 0 | 0 | 6 | 2 | 0 | 1 | 4 | 13 | 6 | 1 | .329 | .347 | .675 | 0 |
| 2008 St. Lucie | .263 | 114 | 430 | 61 | 113 | 11 | 12 | 7 | 29 | 6 | 3 | 9 | 46 | 86 | 28 | 9 | .393 | .344 | .737 | 8 |
| 2009 West Tenn | .337 | 91 | 329 | 68 | 111 | 12 | 4 | 2 | 38 | 10 | 3 | 4 | 59 | 62 | 27 | 13 | .416 | .441 | .857 | 4 |
| 2010 Tacoma | .268 | 64 | 213 | 24 | 57 | 6 | 2 | 0 | 18 | 7 | 0 | 3 | 20 | 32 | 9 | 5 | .315 | .339 | .654 | 3 |
| AZL Indians | .429 | 4 | 14 | 2 | 6 | 1 | 0 | 0 | 4 | 0 | 0 | 0 | 1 | 2 | 0 | 0 | .500 | .467 | .967 | 0 |
| Columbus | .286 | 41 | 161 | 19 | 46 | 7 | 3 | 1 | 16 | 8 | 1 | 1 | 12 | 34 | 11 | 3 | .385 | .337 | .722 | 0 |
| 2011 Columbus | .287 | 82 | 328 | 63 | 94 | 8 | 3 | 2 | 25 | 5 | 0 | 5 | 39 | 53 | 35 | 4 | .348 | .371 | .719 | 2 |
| CLEVELAND | .243 | 68 | 202 | 27 | 49 | 8 | 3 | 0 | 14 | 7 | 0 | 1 | 16 | 35 | 10 | 5 | .312 | .301 | .613 | 4 |
| 2012 Columbus | .294 | 97 | 394 | 65 | 116 | 19 | 6 | 6 | 42 | 9 | 3 | 3 | 29 | 60 | 26 | 7 | .419 | .345 | .764 | 6 |
| CLEVELAND | .272 | 48 | 147 | 20 | 40 | 6 | 3 | 2 | 11 | 1 | 1 | 1 | 8 | 35 | 8 | 1 | .395 | .312 | .707 | 1 |
| Minor Lge. Totals | .291 | 660 | 2484 | 414 | 724 | 81 | 40 | 20 | 231 | 59 | 13 | 38 | 267 | 446 | 187 | 66 | .380 | .367 | .748 | 31 |
| CLEVELAND TOTALS | .255 | 116 | 349 | 47 | 89 | 14 | 6 | 2 | 25 | 8 | 1 | 2 | 24 | 70 | 18 | 6 | .347 | .306 | .653 | 5 |
| American League | .255 | 116 | 349 | 47 | 89 | 14 | 6 | 2 | 25 | 8 | 1 | 2 | 24 | 70 | 18 | 6 | .347 | .306 | .653 | 5 |
| National League | -- | -- | -- | -- | -- | -- | -- | -- | -- | -- | -- | -- | -- | -- | -- | -- | -- | -- | -- | -- |
| M.L. TOTALS | .255 | 116 | 349 | 47 | 89 | 14 | 6 | 2 | 25 | 8 | 1 | 2 | 24 | 70 | 18 | 6 | .347 | .306 | .653 | 5 |

CAREER TRANSACTIONS

2005 Signed by the New York Mets as a free agent, 4/5.

2008 Acquired by the Seattle Mariners, along with Endy Chavez, Aaron Heilman, Jason Vargas and Maikel Cleto, from the Mets in exchange for J.J. Putz, Sean Green and Jeremy Reed, 12/10.

2010 Acquired by Cleveland, along with Juan Diaz, from the Mariners in exchange for Russell Bryanan and cash, 6/27.

FIELDING BY POSITION

| PCT | G | PO | 2012 | | | | TC | DP | Outfield | PCT | G | PO | CAREER | | | |
|------|----|-----|------|---|-----|----|----|----------|----------|-----|-----|----|--------|-----|----|----|
| | | | A | E | TC | DP | | | | | | | A | E | TC | DP |
| .991 | 47 | 112 | 1 | 1 | 114 | 0 | | Outfield | .980 | 111 | 240 | 3 | 5 | 248 | 0 | |

2012 Season Highlights

- ◆ Spent the first four months of the season at Triple-A Columbus and impressed the big league staff over his last two months in Cleveland after his August 3rd promotion (Johnny Damon DFA)...With the Clippers he hit .294 (116-394) with 65 runs scored, 19 doubles, 6 triples, 6 home runs, 42 RBI and 26 steals in 33 attempts (.345OB/.419SLG/.764OPS).... In the second half at Triple-A he hit .420 (37-88) with 21 runs, 8 2B, 3 3B, 2HR and 16RBI in 21 games, hitting safely in 20 straight games from July 12-30 and was named Player of the Week by the International League and Indians organization, July 23-29.
- ◆ At the time of his August 3rd promotion he ranked 2nd in the International League in runs (65), 3rd in hits (116) and steals (26), tied for 4th in triples (6) and 11th in batting average (.294)...At Triple-A he also hit .297 off left-handed pitching and .293 against right-handers...Scored 5 runs on June 5 vs. Buffalo, recorded 5 hits with 4 runs on July 25 vs. Toledo... Also had 9 multi-hit games over a 10-game stretch from July 19-28

- ◆ With Cleveland he hit safely in 27 of 48 games he recorded a plate appearance, making 24 starts in left field (36 games), 13 starts in center (15 games) and 1 game in right field...Hit first career home run on August 5 at Detroit off Joakim Benoit and 2nd homer on Sept 13 at Texas off Joe Nathan...Hit .306 (22-72) during his first month of duty with Cleveland in August (11RS, .832OPS) before hitting .231 (18-78) in September...Hit in a career-high 7 straight games from Sept. 21-29 (12-for-31) before season ended after jamming his right knee on Sept. 29 vs. KC, missing the last 4 games of the season...Hit two triples on August 4 at Detroit, first Indian with two triples in a game since Josh Barfield in 2007...Played for Magallanes in the VZ Winter League in 2012 off-season, hitting .286 (32-112) with 22RS, 5 2B, 2HR & 8RBI in 30 games (8SB, .779OPS).

Pro Career


- ◆ **2011** Spent the first half of the season at AAA Columbus and the second half of the season in the big leagues with the Indians...Was with Cleveland from 5/20-26 and from 7/14 thru the end of the season save a one day trip to Columbus on 8/19... Led all Indians minor league players with 35 steals at Columbus (45 combined on season)...At the time of his 7/14 second half recall he ranked first in the International League in runs scored (63) and steals (35 in 39 attempts/90%)... He also ranked 7th in the IL in hits (94) and tied for 10th with 39 walks...His best month came in May (.302, 29-96, 21RS, 12RBI, 23G) as he scored a combined 41 runs in 52 May/June games...First recalled to make Major League debut on 5/20 and collected a game-winning, 8th inning RBI drag bunt in his first-ever plate appearance off Cincinnati's Nick Masset...Optioned on 5/26 after appearing in 5 games (2-8, 2RBI)...Recalled again to start the second half on 7/14 and spent rest of the season with the Indians save for one day in August...Made 44 starts in center field (55G), 6 starts in left field (9G) and appeared in 6 games in right field (1GS)...Was T15th in the AL w/7 sac bunts...Was 9th among AL rookies w/10 steals.
- ◆ **2010** Spent the entire 2010 season to date at AAA Tacoma prior to being acquired for Russell Branyan, hitting .268 (57-213) with 24RS, 6 2B, 2 3B and 18RBI in 64 games at the time of the trade...Was on the DL at the time of the trade with a left hip pointer...Prior to the start of the 2010 season, Carrera was ranked as the 15th best prospect in the Mariners organization by **Baseball America**...Rehabbed at the Arizona Rookie League from 7/7-14 and was activated at AAA Columbus on 7/16...Was summoned to Detroit on 8/20, but not officially recalled, when Michael Brantley twisted his ankle the night before in KC...Hit .290 (9-31) in the Triple-A Playoffs with 6RS, a HR & 4RBI (3SB) in 8 IL playoff games.
- ◆ **2009** Acquired by Seattle in a 12-player trade with the Mets that sent JJ Putz to the Mets and the M's getting a host of minor league players that also included Joe Smith and Luis Valbuena to Cleveland for Franklin Gutierrez...Spent the season at Double-A West Tennessee and was named to the **Topps** Double-A All-Star team and was a mid-season and post-season Southern League All-Star...Among all Mariners farmhands, ranked 5th in batting average (.337) and won the Southern League batting title...Named West Tenn's Most Valuable Player by the Mariners...Led the Southern League and ranked 3rd among full-season minor leaguers with a .441 on-base percentage...Sidelined 5/24-6/18 with right ankle sprain and again 7/9-8/22 with a sprained right thumb...Recorded 25-game on-base streak in April and May...Rated by **Baseball America** as having the best strike-zone discipline and being the fastest baserunner in the Mariners organization.
- ◆ **2008** Spent season with St. Lucie where he served as the primary leadoff hitter and ranked 4th in the Florida State League with 28 stolen bases...Named the "best defensive outfielder" in the Florida State League in 2008 by **Baseball America**.
- ◆ **2007** Began season playing for the GCL Mets...Recorded 20 multi-hit games...Promoted to Brooklyn (A) on 8/20.

CARRERA'S CAREER GAME HIGHS

HITS: 3, 4x, Sept 28, 2012 vs. KC; **RUNS:** 3, 2x, Sept. 28, 2012 vs. KC; **DOUBLES:** 2, August 23, 2011 vs. Seattle (D); **HR:** 1, 2x, last Sept 13, 2012 at Texas (Nathan); **RBI:** 2, 2x, Sept 23, 2012 at KC; **SB:** 1, 18x; **BB:** 2, x, Sept 29, 2012 vs. KC; **HITTING STREAK:** 7 games, Sept 21-29, 2012; **GRAND SLAMS:** n/a; **LEAD-OFF HR:** n/a; **"WALK-OFF" HR:** n/a; **PINCH-HIT HR:** n/a.

Personal/Miscellaneous

Full name **EZEQUIEL MANUEL CARRERA**...Married, wife Rosanny...Three children: Geremi, Lindsey, Lindy...Favorite athletes growing up were Richard Hidalgo and Melvin Mora...Attended Dr. Domingo Badarraco Bermudez...Originally signed by the New York Mets on April 5, 2005.



Matt Carson

25

Age: 31, born July 1, 1981 in Newport Beach, CA

Resides: Temecula, CA

Position: Outfielder

Bats: R

Throws: R

Height: 6-2

Weight: 200

ML Service: 0 + 159

Contract Status: Signed thru 2013

Acquired: November 19, 2012; Signed by Cleveland to a free agent Minor League contract.

| YEAR | CLUB | AVG | G | AB | R | H | 2B | 3B | HR | RBI | SH | SF | HB | BB | SO | SB | CS | SLG | OBP | OPS | E |
|--------------------------|---------------|-------------|-------------|-------------|------------|-------------|------------|-----------|------------|------------|-----------|-----------|-----------|------------|------------|------------|-----------|-------------|-------------|-------------|-----------|
| 2002 | Staten Island | .203 | 48 | 177 | 19 | 36 | 8 | 4 | 1 | 11 | 0 | 1 | 4 | 11 | 48 | 4 | 1 | .311 | .264 | .575 | 1 |
| 2003 | Battle Creek | .259 | 119 | 432 | 61 | 112 | 20 | 1 | 11 | 52 | 0 | 7 | 6 | 37 | 100 | 1 | 1 | .387 | .322 | .708 | 4 |
| 2004 | Tampa | .171 | 37 | 129 | 16 | 22 | 7 | 0 | 3 | 17 | 1 | 0 | 1 | 6 | 33 | 2 | 1 | .295 | .213 | .508 | 0 |
| | Battle Creek | .304 | 95 | 381 | 59 | 116 | 23 | 2 | 12 | 58 | 0 | 2 | 9 | 22 | 78 | 21 | 7 | .470 | .355 | .825 | 8 |
| 2005 | Trenton | .192 | 28 | 99 | 10 | 19 | 5 | 0 | 1 | 5 | 2 | 0 | 2 | 0 | 25 | 2 | 3 | .273 | .208 | .481 | 0 |
| | Tampa | .252 | 84 | 321 | 43 | 81 | 14 | 3 | 8 | 39 | 0 | 4 | 8 | 31 | 68 | 10 | 2 | .389 | .330 | .719 | 2 |
| 2006 | Tampa | .243 | 40 | 136 | 15 | 33 | 4 | 1 | 8 | 21 | 3 | 3 | 2 | 21 | 31 | 5 | 3 | .463 | .346 | .809 | 0 |
| | Trenton | .256 | 29 | 86 | 10 | 22 | 8 | 1 | 2 | 9 | 5 | 0 | 2 | 4 | 25 | 0 | 0 | .442 | .304 | .746 | 0 |
| 2007 | Trenton | .248 | 129 | 471 | 72 | 117 | 24 | 3 | 16 | 76 | 2 | 6 | 9 | 33 | 109 | 9 | 0 | .414 | .306 | .720 | 3 |
| 2008 | Trenton | .277 | 27 | 112 | 17 | 31 | 7 | 4 | 5 | 26 | 1 | 0 | 0 | 9 | 20 | 1 | 1 | .545 | .331 | .875 | 1 |
| | Scranton/WB | .289 | 84 | 305 | 53 | 88 | 10 | 6 | 10 | 38 | 2 | 3 | 8 | 21 | 63 | 10 | 3 | .459 | .347 | .806 | 0 |
| 2009 | Sacramento | .264 | 118 | 440 | 68 | 116 | 29 | 3 | 25 | 77 | 4 | 5 | 6 | 38 | 94 | 15 | 4 | .514 | .327 | .841 | 0 |
| | Oakland | .286 | 10 | 21 | 1 | 6 | 0 | 0 | 1 | 5 | 0 | 1 | 0 | 0 | 7 | 0 | 0 | .429 | .273 | .701 | 0 |
| 2010 | Sacramento | .303 | 64 | 244 | 53 | 74 | 18 | 2 | 13 | 36 | 0 | 2 | 6 | 24 | 58 | 13 | 4 | .553 | .377 | .930 | 2 |
| | Oakland | .177 | 36 | 79 | 7 | 14 | 2 | 0 | 4 | 9 | 0 | 2 | 0 | 2 | 23 | 4 | 0 | .354 | .193 | .547 | 0 |
| 2011 | Sacramento | .285 | 90 | 368 | 61 | 105 | 34 | 1 | 19 | 65 | 0 | 2 | 3 | 27 | 88 | 11 | 1 | .538 | .338 | .876 | 6 |
| | Durham | .250 | 22 | 84 | 15 | 21 | 7 | 0 | 5 | 10 | 0 | 0 | 2 | 9 | 25 | 0 | 0 | .512 | .337 | .849 | 0 |
| 2012 | Rochester | .282 | 115 | 422 | 64 | 119 | 28 | 2 | 14 | 53 | 2 | 2 | 6 | 37 | 106 | 9 | 5 | .457 | .347 | .804 | 3 |
| | Minnesota | .227 | 26 | 66 | 3 | 15 | 1 | 0 | 0 | 4 | 0 | 1 | 0 | 2 | 21 | 0 | 0 | .242 | .246 | .489 | 0 |
| Minor Lge. Totals | | .264 | 1129 | 4207 | 636 | 1112 | 246 | 33 | 153 | 593 | 22 | 37 | 74 | 330 | 971 | 113 | 36 | .448 | .326 | .774 | 30 |
| CLEVELAND TOTALS | | -- | -- | -- | -- | -- | -- | -- | -- | -- | -- | -- | -- | -- | -- | -- | -- | -- | -- | -- | -- |
| American League | | .211 | 72 | 166 | 11 | 35 | 3 | 0 | 5 | 18 | 0 | 4 | 0 | 4 | 51 | 4 | 0 | .319 | .224 | .543 | 0 |
| National League | | -- | -- | -- | -- | -- | -- | -- | -- | -- | -- | -- | -- | -- | -- | -- | -- | -- | -- | -- | -- |
| M.L. TOTALS | | .211 | 72 | 166 | 11 | 35 | 3 | 0 | 5 | 18 | 0 | 4 | 0 | 4 | 51 | 4 | 0 | .319 | .224 | .543 | 0 |

CAREER TRANSACTIONS

- 2002 Selected by the New York Yankees in the 5th round of the 2002 June draft. Signed, 7/1.
- 2008 Granted Free Agency, 11/3.
- 2008 Signed as a free agent with the Oakland Athletics, 12/1.
- 2011 Acquired by the Tampa Bay Rays from the Oakland Athletics for cash, 8/1.
- 2011 Granted Free Agency, 9/30.
- 2011 Signed as a Free Agent with the Minnesota Twins, 11/15.
- 2011 Granted Free Agency, 10/27.
- 2012 Signed as a Free Agent by the Cleveland Indians, 11/19.

FIELDING BY POSITION

| PCT | G | PO | 2012 | | | | DP | PCT | G | PO | CAREER | | | |
|-------|----|----|------|---|----|----|----------|-------|----|----|--------|---|----|----|
| | | | A | E | TC | DP | | | | | A | E | TC | DP |
| 1.000 | 22 | 15 | 2 | 0 | 17 | 1 | Outfield | 1.000 | 64 | 82 | 5 | 0 | 87 | 1 |

CARSON'S CAREER GAME HIGHS

HITS: 3, August 18, 2012 at Seattle; **RUNS:** 2, Sept 26, 2010 vs. Texas; **DOUBLES:** 1, three times; **HR:** 1, five times, last Sept 26, 2010 vs. Texas; **RBI:** 2, Sept 21, 2009 vs. Texas; **BB:** 1, 4x; **SB:** 1, 4x; **HITTING STREAK:** 5 games, August 17-23, 2012; **GRAND SLAMS:** N/A.

2012 Season Highlights


- ◆ Was a non-roster invite to Twins spring training camp and opened the season in Triple-A Rochester where he went 4-for-5 on Opening Day, April 5, at Syracuse, becoming first Red Wings player with at least four hits in opener since Eddy Garabito in 2001...Pitched 1.0 inning of relief, allowing two runs on one hit with two walks, August 6 vs. Scranton-Wilkes-Barre.
- ◆ Had contract selected by the Twins on August 17...At the time of his recall he was batting .277 (112-for-405) with 23 doubles, 14 home runs, 49 RBI, and 60 runs scored in 110 games for Red Wings...On the year in Rochester he led team in hits (119), extra-base hits (44), doubles (28), total bases (193), runs scored (64) and games played (115)...Was tied for 11th in the Int'l League in doubles (28) and 15th in OPS (.804).
- ◆ Matt made his Twins debut, going 1-for-4 with an RBI-single on August 17 at Seattle...Set a career-high with three hits in next game August 18 at Seattle...Hit safely in all five games with Twins before being optioned to Triple-A Rochester August 23...Played in five games for Red Wings before being recalled August 31 and spent the final month of the season in Minneapolis where he was 7-for-45 over the last month of the season (21 games).

Pro Career

- ◆ **2011** Started season with Triple-A Sacramento in Oakland organization...Recorded 12-game hitting streak July 6-21, batting .412 (21-for-51) with seven doubles, one triples, three home runs, and 10 RBI during that stretch...Outrighted off the A's roster and traded to Tampa Bay for cash considerations on 8/1...Spent rest of season at Triple-A Durham.
- ◆ **2010** Had four stints with Oakland during the season...Began season at Sacramento and reached base safely via hit or walk in each of first 14 games...Was batting .357 with six RBI when he was promoted to Oakland for first time 4/22...DL with intercostal strain 5/3-22.
- ◆ **2009** Started season with Triple-A Sacramento (Oakland)...Finished third in A's farm system in home runs (25)...Led River Cats in home runs (25), RBI (77), extra base hits (57), slugging, strikeouts (94) and games played (118)...Named Sacramento's Offensive and Defensive Player of the Year...Batted .304 with 13 home runs and 35 RBI in 44 games after the break...Led PCL outfielders in fielding percentage with no errors in 267 chances...Had contract selected by Oakland 9/18 and made debut that night against Cleveland with a start in right field, going 0-for-3...First major league hit was a single off Cleveland's Tomo Ohka in fifth inning 9/19...Hit first major league home run September 21 vs. Texas, a two-run shot off Eddie Guardado in ninth inning.
- ◆ **2008** Spent seventh professional season with Double-A Trenton (New York-AL) and Triple-A Scranton-Wilkes Barre...Began year at Trenton, but was promoted to Scranton-WB 5/3 and finished second on club in triples (6) and hit by pitches (8), while ranking third in batting (.289)...Had 13 assists in 96 total games in outfield...Committed just one error in 223 chances for a .996 fielding percentage...Signed by Oakland as minor league free agent 11/25.
- ◆ **2007** Spent season with Double-A Trenton (New York-AL)...Led Thunder in games (129), at-bats (471), runs (72), hits (117), home runs (16), RBI (76), and strikeouts (109)...Tied for third in Yankees farm system in home runs and ranked fifth in RBI...Was starting left fielder for North team in Eastern League All-Star Game 7/11.
- ◆ **2006** Split season between Single-A Tampa (New York-AL) and Double-A Trenton for second consecutive season, and batted a combined .248 with 10 home runs and 30 RBI in 69 games...Placed on disabled list with concussion 5/25-7/11...Promoted to Trenton 7/14.
- ◆ **2005** Played for Single-A Tampa (New York-AL) and Double-A Trenton...Placed on disabled list with right shoulder inflammation 8/3...Reinstated 8/25 and batted .317 over final 12 games.
- ◆ **2004** Hit a combined .271 with 15 home runs and 75 RBI in 132 games with Single-A affiliates Tampa (New York-AL) and Battle Creek...Hit .304 with Battle Creek, which tied for ninth best in the Midwest League...Led team with 21 stolen bases...Had 15 assists in 95 games in outfield...Appeared in 128 games in right field, three in center field, and one at first base.

Personal/Miscellaneous

Full name **MATTHEW REESE CARSON**...Wife, Lisa...Daughters Mackenzie (12/5/08) and Addison (11/23/10)...1999 graduate of Yucaipa HS (CA)...Attended Brigham Young University...Voted first-team All-Mountain West Conference and All-Mountain West Tournament team following junior season...Named first-team All-MWC in 2001...Ranked among nation's leaders in home runs and RBI throughout the 2001 season...Was one of 10 players originally selected for tryout with the USA National Team for summer of 2001...Was named first-team Freshman All-American by **Collegiate Baseball**, third-team Freshman All-America by **Baseball America**, Mountain West Conference Freshman of the Year, second-team All-MWC, and All-Tournament MWC.



Lonnie Chisenhall

8

Age: 24, born October 4, 1988 in Morehead City, NC

Resides: Newport, NC

Position: Infielder

Bats: L

Throws: R

Height: 6-2

Weight: 190

ML Service: 1 + 051

Contract Status (Options Remaining): Signed thru 2013 (2)

Acquired: Selected by Cleveland in the first round (29th overall pick) of the 2008 First-Year Player Draft.

| YEAR CLUB | AVG | G | AB | R | H | 2B | 3B | HR | RBI | SH | SF | HB | BB | SO | SB | CS | SLG | OBP | OPS | E |
|----------------------|------|-----|------|-----|-----|-----|----|----|-----|----|----|----|-----|-----|----|----|------|------|------|----|
| 2008 Mahoning Valley | .290 | 68 | 276 | 38 | 80 | 20 | 3 | 5 | 45 | 1 | 0 | 4 | 24 | 32 | 7 | 2 | .438 | .355 | .794 | 16 |
| 2009 Kinston | .276 | 99 | 388 | 59 | 107 | 26 | 2 | 18 | 79 | 1 | 1 | 5 | 37 | 80 | 2 | 1 | .492 | .346 | .838 | 22 |
| Akron | .183 | 24 | 93 | 13 | 17 | 5 | 1 | 4 | 13 | 0 | 1 | 0 | 7 | 16 | 1 | 0 | .387 | .238 | .625 | 0 |
| 2010 Akron | .278 | 117 | 460 | 81 | 128 | 22 | 3 | 17 | 84 | 0 | 8 | 10 | 46 | 77 | 3 | 0 | .450 | .351 | .801 | 17 |
| 2011 Columbus | .267 | 66 | 255 | 45 | 68 | 15 | 3 | 7 | 45 | 0 | 2 | 7 | 28 | 47 | 0 | 1 | .431 | .353 | .784 | 8 |
| CLEVELAND | .255 | 66 | 212 | 27 | 54 | 13 | 0 | 7 | 22 | 1 | 1 | 1 | 8 | 49 | 1 | 0 | .415 | .284 | .699 | 10 |
| 2012 Columbus | .314 | 30 | 118 | 16 | 37 | 12 | 0 | 4 | 17 | 0 | 2 | 2 | 4 | 22 | 0 | 0 | .517 | .341 | .858 | 6 |
| CLEVELAND | .268 | 43 | 142 | 16 | 38 | 6 | 1 | 5 | 16 | 0 | 0 | 1 | 8 | 27 | 2 | 1 | .430 | .311 | .741 | 6 |
| Minor Lge. Totals | .275 | 404 | 1590 | 252 | 437 | 100 | 12 | 55 | 283 | 2 | 14 | 28 | 146 | 274 | 13 | 4 | .457 | .344 | .800 | 69 |
| CLEVELAND TOTALS | .260 | 109 | 354 | 43 | 92 | 19 | 1 | 12 | 38 | 1 | 1 | 2 | 16 | 76 | 3 | 1 | .421 | .295 | .716 | 16 |
| American League | .260 | 109 | 354 | 43 | 92 | 19 | 1 | 12 | 38 | 1 | 1 | 2 | 16 | 76 | 3 | 1 | .421 | .295 | .716 | 16 |
| National League | -- | -- | -- | -- | -- | -- | -- | -- | -- | -- | -- | -- | -- | -- | -- | -- | -- | -- | -- | -- |
| M.L. TOTALS | .260 | 109 | 354 | 43 | 92 | 19 | 1 | 12 | 38 | 1 | 1 | 2 | 16 | 76 | 3 | 1 | .421 | .295 | .716 | 16 |

CAREER TRANSACTIONS

2006 Selected by the Pittsburgh Pirates in the 11th round of the June draft. Did not sign.

2008 Selected by the Cleveland Indians in the 1st round (29th overall) of the June draft, signed 6/14.

2012 DL - fractured right ulna, 6/30-9/9...Rehab at AAA Columbus, 9/2-3, and AA Akron, 9/5-9.

FIELDING BY POSITION

| PCT | G | PO | 2012 | | | | TC | DP | PCT | G | PO | CAREER | | | |
|------|----|----|------|---|----|----|----|------------|------|----|----|--------|----|-----|----|
| | | | A | E | TC | DP | | | | | | A | E | TC | DP |
| .921 | 30 | 16 | 54 | 6 | 76 | 7 | | Third Base | .934 | 88 | 60 | 168 | 16 | 244 | 15 |
| -- | - | - | - | - | - | - | | Outfield | -- | 1 | 0 | 0 | 0 | 0 | 0 |
| .921 | 30 | 16 | 54 | 6 | 76 | 7 | | Totals | .934 | 89 | 60 | 168 | 16 | 244 | 15 |

2012 Season Highlights

- ◆ Chisenhall split the season between AAA Columbus and Cleveland and spent over two months on the disabled list after suffering a broken arm after a hit by pitch in Baltimore...Started the season at Triple-A Columbus where he hit .324 (36-111) with 12 doubles, 4 home runs and 17 RBI in 28 games (.353OB/.541SLG/.893OPS) before being recalled on May 28 (Hannahan DL)...Lonnie was on the Minor League DL from April 29 thru May 18 with a strained left calf and would have ranked in the top 10 in OPS, slugging pct and batting average with the requisite number of at bats at the time of his May 28 recall.
- ◆ Homered in his first at bat with Cleveland (May 28 vs KC off Nate Adcock)...Was 11-for-30 over his last 10 games from June 15-29 (.367, 2 2B, HR, 6RBI) before suffering a fractured right ulna on June 29 at Baltimore after being struck by a Troy Patton pitch...Underwent surgery the following day in Cleveland (Dr. Thomas Graham)...Began baseball activities in late August and began rehabs at AAA Columbus and AA Akron on Sept. 2 before being activated from the DL on September 9...Prior to the DL stint he hit .278 (20-72) with 2 2B, 3HR, 9RBI in 24 games (.755OPS).
- ◆ From time of activation thru the end of the season he hit .257 (18-70) w/4 2B, 2HR & 7RBI in 19 games (.725OPS, 7BB)... Over his last 27 games from June 18-end of season he hit .287 (27-94) with 5 2B, 3HR, 13RBI (.807OPS)... With Cleveland he hit .340 (18-53) with runners on base and had an .848OPS vs. RHP (.442OPS vs. LHP)...Made a pair of starts in the clean-up spot late in the campaign...Compiled a fielding pct of .921 (6E, 76TC) in 30 games (28GS) at third base...Also made 8 starts at DH.

Pro Career

- ◆ **2011** Split the season between AAA Columbus and Cleveland, spending the last three months of the season at the Major League level for the first time in his career... He entered the 2011 season as the top prospect in the Indians organization according to **Baseball America**...Began the year at AAA Columbus where he hit .267 (68-255) with 15 doubles, 3 triples, 7 homers and 45 RBI in 66 games (.353OBI/.431SLG/.784OPS)...At the time of his 6/27 promotion to Cleveland he was tied for 10th in the IL w/45 RBI, 8th in runs scored (45) and hit .309 (38-123) with runners on base and .368 (28-76) with runners in scoring position...Missed 10 days with a concussion (6/12-21) and after his activation from the 7-day DL on 6/22 he hit .429 (9-21) with 2HR & 14RBI (.810SLG%) in his last 5 games and was named IL Player of the Week before having his contract purchased on 6/27...Made his Major League debut on 6/27 at Arizona and collected his first hit, a double, in the 5th inning off Ian Kennedy....Notched first RBI with a single one inning later...Spent rest of year in Cleveland...Hit first MLB home run off Boone Logan on 7/6 vs. the NY Yankees...5 of his 7HR came off LHP... Hit in the face and missed 3 games vs. Toronto (Carlos Villanueva) on 7/7...Overall with Cleveland he made 55 starts at third base, recorded a fielding % of .940 (168TC, 10E) which would have ranked 7th in the AL with enough appearances at the position...Recorded first career 2 homer game (off Mark Buehrle) and career-high 4RBI on 9/9 at Chicago-AL.
- ◆ **2010** His 84 RBI at AA Akron were tops in the Indians player development system and his 17HR & 81 runs were tied for 3rd...Was 7th in the Eastern League in RBI and T9th in runs and 17th in OPS (.801)...He was an Eastern League all-star selection and participated for the USA team in the Futures' Game in Anaheim on 7/14...Was named the 6th best prospect in the Eastern League by **Baseball America** after the season and entered 2011 as the top prospect in the organization (**BA**)...Hit .325 (26-80) in April but was bothered for much of the early part of the season with right shoulder soreness that limited his power, driving in just 6 runs over the first 27 games (6 doubles, 0 homers) before going on the DL from 5/13-27...Slugging % at the time of his DL stint was .315....Upon return the hit .284 (99-349) with 16 2B, 17HR & 78 RBI in 90 games...Hit .294 (57-194) in the second half with 10 2B, 9HR & 47 RBI in 51 games.
- ◆ **2009** Split the season between A Kinston and AA Akron where he hit .258 (124-481) w/31 2B, 22HR & 92 RBI in 123 games...Was 2nd among organizational hitters in HR and 3rd in RBI...Was a mid-season and postseason all-star selection in the Carolina League and after the season was tabbed as the 5th best overall prospect in the CL by **Baseball America**...Was named the 2nd best prospect in the Indians organization by **Baseball Prospectus** after the season... At the time of his promotion to Akron on 8/8 he was 2nd in the Carolina League in hits (107), RBI (79), HR (18) and runs (59)... Ended the season tied for 4th in HR (18) and 3rd in slugging % (.492) despite not playing there the final month...Hit .330 in May... Hit .467 (14-30) in the Eastern League playoffs with 2 2B, 2RBI and 7 runs in 7 games for the EL champs.
- ◆ **2008** Named the 6th best prospect in the organization by **Baseball America** prior to the season...Ranked 2nd in the NYPL in doubles (20), 5th in hits (80), total bases (121) and extra base hits (28) and was a NYPL all-star for Mahoning Valley.

CHISENHALL'S FAVORITES

Favorite Movie: Bull Durham

Favorite Group/Artist: George Strait

Favorite Athlete Growing Up: Cal Ripken Jr.

Favorite Team Growing Up: Atlanta Braves

Person Who Has Most Influenced You: Family

Favorite Road City: KC

Favorite Road Stadium: US Cellular Field

Favorite TV Show: Modern Family

College Career


- ◆ Chisenhall spent the 2008 school year at Pitt Junior College in Greenville, NC where he hit .410 (68-166) with 27 doubles, 8 homers and 66 RBI, who went 41-15 & finished one win shy of qualifying for the NJCAA World Series...The Newport, NC native drew 38 walks and struck out just 8 times all season. Following the season the left-handed hitting infielder was a NJCAA All-District and First Team All-Region X All-Conference selection...He played his freshman season for the University of South Carolina in 2007 (20 games, .313, 1HR, 13RBI) before enrolling at Pitt J.C. for the 2008 season.

Personal/Miscellaneous

Full name **LONNIE DAVID CHISENHALL**...Wife, Meredith...Attended West Carteret HS (NC), graduating in 2006 ... Batted .574 his senior year with nine HR and 37 RBI ... 2006 Louisville Slugger/BCA North Carolina Player of the Year ... Earned 2006 **Baseball America** second team HS All-American honors ... Two-time North Carolina 3A all-state selection in 2005 and 2006...2013 TribeFest participant.

CHISENHALL'S CAREER GAME HIGHS

HITS: 3, 5x, last Sept 29, 2012 vs. KC; **RUNS:** 2, 7x; **DOUBLES:** 1, 19x; **HR:** 2, September 9, 2011 at Chicago-AL; **RBI:** 4, September 9, 2011 at Chicago-AL; **SB:** 1, 3x; **BB:** 3, July 30, 2011 vs. KC; **HITTING STREAK:** 7 games, Sept 7-14, 2011; **GRAND SLAMS:** n/a; **LEAD-OFF HR:** n/a; **"WALK-OFF" HR:** n/a; **PINCH-HIT HR:** n/a



Juan Diaz

66

Age: 24, born December 12, 1988 in Bani, DR

Resides: Bani, DR

Position: Infielder

Bats: S

Throws: R

Height: 6-4

Weight: 200

ML Service: 0 + 000

Contract Status (Options remaining): Signed thru 2013 (2)

Acquired: June 27, 2010; Acquired from the Seattle Mariners along with OF Ezequiel Carrera in exchange for INF Russell Bryanan and cash.

| YEAR | CLUB | AVG | G | AB | R | H | 2B | 3B | HR | RBI | SH | SF | HB | BB | SO | SB | CS | SLG | OBP | OPS | E |
|------|-------------------|-------|-----|------|-----|-----|-----|----|----|-----|----|----|----|-----|-----|----|----|-------|-------|-------|-----|
| 2006 | DSL Mariners | .191 | 58 | 178 | 23 | 34 | 8 | 4 | 0 | 23 | 2 | 2 | 6 | 30 | 46 | 4 | 5 | .281 | .324 | .605 | 12 |
| 2007 | Wisconsin | .228 | 75 | 259 | 22 | 59 | 12 | 0 | 1 | 18 | 6 | 0 | 3 | 19 | 53 | 2 | 10 | .286 | .288 | .574 | 23 |
| | High Desert | .150 | 6 | 20 | 1 | 3 | 0 | 1 | 0 | 2 | 0 | 0 | 0 | 2 | 8 | 0 | 0 | .250 | .227 | .477 | 2 |
| 2008 | Wisconsin | .233 | 122 | 451 | 38 | 105 | 16 | 4 | 3 | 45 | 9 | 8 | 1 | 28 | 86 | 6 | 5 | .306 | .275 | .581 | 25 |
| 2009 | High Desert | .311 | 84 | 325 | 55 | 101 | 22 | 5 | 4 | 29 | 3 | 0 | 0 | 23 | 65 | 5 | 2 | .446 | .356 | .802 | 16 |
| | AZL Mariners | 1.000 | 1 | 3 | 3 | 3 | 0 | 0 | 1 | 1 | 0 | 0 | 0 | 1 | 0 | 0 | 0 | 2.000 | 1.000 | 3.000 | 1 |
| 2010 | High Desert | .295 | 70 | 254 | 39 | 75 | 8 | 3 | 7 | 41 | 1 | 1 | 1 | 19 | 45 | 8 | 2 | .433 | .345 | .779 | 17 |
| | Kinston | .271 | 61 | 218 | 17 | 59 | 7 | 1 | 1 | 19 | 5 | 0 | 0 | 15 | 51 | 2 | 2 | .326 | .318 | .643 | 10 |
| 2011 | Akron | .255 | 133 | 522 | 64 | 133 | 24 | 4 | 9 | 60 | 1 | 3 | 3 | 40 | 116 | 9 | 2 | .368 | .310 | .678 | 20 |
| 2012 | Akron | .259 | 96 | 371 | 51 | 96 | 24 | 2 | 11 | 52 | 4 | 2 | 3 | 25 | 95 | 1 | 3 | .423 | .309 | .732 | 20 |
| | CLEVELAND | .267 | 5 | 15 | 4 | 4 | 0 | 0 | 0 | 0 | 0 | 0 | 1 | 1 | 5 | 0 | 0 | .267 | .353 | .620 | 1 |
| | Columbus | .306 | 19 | 72 | 12 | 22 | 5 | 0 | 2 | 11 | 0 | 0 | 0 | 4 | 18 | 0 | 0 | .458 | .342 | .800 | 1 |
| | Minor Lge. Totals | .259 | 726 | 2676 | 328 | 693 | 126 | 24 | 40 | 302 | 31 | 16 | 17 | 207 | 583 | 37 | 31 | .369 | .314 | .683 | 147 |
| | CLEVELAND TOTALS | .267 | 5 | 15 | 4 | 4 | 0 | 0 | 0 | 0 | 0 | 0 | 1 | 1 | 5 | 0 | 0 | .267 | .353 | .620 | 1 |
| | American League | .267 | 5 | 15 | 4 | 4 | 0 | 0 | 0 | 0 | 0 | 0 | 1 | 1 | 5 | 0 | 0 | .267 | .353 | .620 | 1 |
| | National League | -- | -- | -- | -- | -- | -- | -- | -- | -- | -- | -- | -- | -- | -- | -- | -- | -- | -- | -- | -- |
| | M.L. TOTALS | .267 | 5 | 15 | 4 | 4 | 0 | 0 | 0 | 0 | 0 | 0 | 1 | 1 | 5 | 0 | 0 | .267 | .353 | .620 | 1 |

CAREER TRANSACTIONS

2006 Signed by the Seattle Mariners as a free agent, 4/20.

2010 Acquired by the Cleveland Indians, along with Ezequiel Carrera, from the Mariners in exchange for Russell Bryanan, 6/27.

FIELDING BY POSITION

| PCT | 2012 | | | | | | | PCT | CAREER | | | | | | |
|------|------|----|---|---|----|----|-----------|------|--------|---|---|----|----|---|--|
| | G | PO | A | E | TC | DP | G | | PO | A | E | TC | DP | | |
| .944 | 5 | 8 | 9 | 1 | 18 | 4 | Shortstop | .944 | 5 | 8 | 9 | 1 | 18 | 4 | |

2012 Season Highlights

- ◆ Spent most of the season split between AA Akron and AAA Columbus where he hit .266 (118-443) with 29 2B, 2 3B, 13HR & 63RBI in 115 games (.314OB/.429SLG/.743OPS, 113K)...Was with the Major League club from May 25-June 5 with Jack Hannahan on the DL and no back-up SS on the roster at the time...Made 4 starts at SS and appeared in 5 games at the position...Collected first Major League hit on May 27 at Chicago-AL off Gavin Floyd...Sent back to AA Akron on June 5 when Carlos Santana came off the 7-day DL...Hit safely in his last 3 games with the Tribe, May 27-29.
- ◆ Hit .303 (30-99) in July with 8 2B, 4HR & 24 RBI in 27 games, including a 4-for-4, 2B, HR & 8RBI performance on July 8 at Bowie...Hit a grand slam in that game and had one other slam with Akron and 17RBI with the bases loaded...Promoted to Columbus on August 13 and spent the rest of the Minor League campaign with the Clippers...Combined on the year he hit .321 (105-327) off RHP for the year and .112 (13-116) off LHP from the right side of the plate...With Columbus he hit in 13 of his last 17 games and had 7 multi-hit games...Drove in 4 runs on two different occasions and was 6-for-15 with RISP (.400) with the Clip Show...Played for Estrellas in the Dominican Winter League after the season, hitting .259 (30-116) with 14RS, 5 2B, 2HR, 13RBI in 39 games.

Pro Career

- ◆ **2011** Spent the entire regular season at AA Akron where he led the team in games (133), hits (133), total bases (192), multi-hit games (35) and doubles (24)... He was 6th in the Eastern League in at bats and 16th in hits...The Eastern League All-Star posted a season-high 12-game hitting streak from July 3-18, batting .309 (17-55) with 5 doubles, 1HR, 9RBI and 8 runs scored... Had a team-high 3 stolen bases on August 4 at Trenton...Promoted to Columbus for the postseason... Played a crucial role for the Clippers, hitting .250 (8-32) with 3 doubles, 4RBI and 5 runs scored in all 8 playoff games with the Triple-A Champions...Had a .695OPS vs. RHP and a .632 OPS vs. LHP...46 of his 60RBI came off RHP...Made all 127 starts at shortstop and committed just 20 errors (583TC, 20E, .966fld%)...Added to the 40-man roster on 11/18.
- ◆ **2010** Hit a combined .284 (134-472) in 131 games for A High Desert and A Kinston after being acquired on 6/27...Had 15 2B, 4 3B, 8HR & 60RBI and stole 10 bases...Combined in August/September at Kinston to finish out the season he hit .319 (37-116).
- ◆ **2009** Named to the California League all-star team recording 27 multi-hit games...On DL from 6/25-8/4 with a fractured hamate bone in his left hand...Played in the AZ Fall League after the season...Hit in 19 of 20 games from 4/16-5/10.

Personal/Miscellaneous

Full name **JUAN HABISAIL DIAZ**...Single...Signed on April 20, 2006 by the Mariners as a non-drafted free agent... Signed by Patrick Guerrero and Bob Engle.

DIAZ' CAREER GAME HIGHS

HITS: 2, May 27, 2012 at Chicago-AL; **RUNS:** 2, May 27, 2012 at Chicago-AL; **DOUBLES:** n/a; **HR:** n/a; **RBI:** n/a; **SB:** n/a; **BB:** 1, May 26, 2012 at CWS; **HITTING STREAK:** 3 games, May 27-29, 2012; **GRAND SLAMS:** n/a; **LEAD-OFF HR:** n/a; **"WALK-OFF" HR:** n/a; **PINCH-HIT HR:** n/a





Tim Fedroff

72

Age: 26, born February 4, 1987 in Rahway, NJ

Resides: Hillsborough, NJ

Position: Outfielder

Bats: L

Throws: R

Height: 5-10

Weight: 200

ML Service: 0 + 000

Contract Status (options remaining): Signed thru 2013 (3)

Acquired: Selected by Cleveland in the 7th round (231st overall pick) of the 2008 First-Year Player Draft.

| YEAR | CLUB | AVG | G | AB | R | H | 2B | 3B | HR | RBI | SH | SF | HB | BB | SO | SB | CS | SLG | OBP | OPS | E |
|--------------------------|-----------------|-------------|------------|-------------|------------|------------|-----------|-----------|-----------|------------|-----------|-----------|-----------|------------|------------|-----------|-----------|-------------|-------------|-------------|-----------|
| 2008 | Mahoning Valley | .319 | 23 | 91 | 12 | 29 | 6 | 1 | 0 | 12 | 0 | 1 | 0 | 10 | 20 | 1 | 1 | .407 | .382 | .789 | 3 |
| 2009 | Kinston | .278 | 99 | 378 | 70 | 105 | 23 | 2 | 4 | 39 | 0 | 4 | 3 | 64 | 95 | 13 | 3 | .381 | .383 | .764 | 2 |
| 2010 | Akron | .274 | 118 | 445 | 65 | 122 | 19 | 5 | 4 | 36 | 2 | 2 | 4 | 48 | 90 | 7 | 5 | .366 | .349 | .715 | 2 |
| 2011 | Akron | .338 | 70 | 266 | 42 | 90 | 13 | 5 | 2 | 35 | 4 | 2 | 1 | 27 | 39 | 7 | 5 | .447 | .399 | .846 | 1 |
| | Columbus | .272 | 62 | 224 | 29 | 61 | 15 | 1 | 1 | 28 | 0 | 2 | 1 | 35 | 35 | 3 | 2 | .362 | .370 | .732 | 1 |
| 2012 | Akron | .305 | 54 | 203 | 27 | 62 | 9 | 5 | 3 | 22 | 4 | 1 | 1 | 30 | 33 | 5 | 6 | .443 | .396 | .839 | 2 |
| | Columbus | .325 | 69 | 265 | 52 | 86 | 14 | 5 | 9 | 32 | 4 | 3 | 1 | 31 | 45 | 9 | 0 | .517 | .393 | .910 | 0 |
| Minor Lge. Totals | | .296 | 495 | 1872 | 297 | 555 | 99 | 24 | 23 | 204 | 14 | 15 | 11 | 245 | 357 | 45 | 22 | .412 | .379 | .790 | 11 |

CAREER TRANSACTIONS

2008 Selected by the Cleveland Indians in the 7th round of the June draft.

2012 Season Highlights

- ◆ Hit a combined .316 (148-468) with 79 runs scored, 23 doubles, 10 triples, 12 home runs and 54 RBI in 123 games between Double-A Akron and Triple-A Columbus (.394OB/.485SLG/.879OPS) in 2012...Among hitters in the Indians Player Development system, he finished 3rd in batting average and runs scored and led the system in base hits. Upon his June 6 promotion to AAA Columbus he went on to hit .325 (86-265) for the Clippers with 52 runs, 14 2B, 5 3B, 9HR & 32 RBI in 69 games, finishing 4th in the International League in average, 2nd in runs and 3rd in on-base pct. (.393) and OPS (.910) in that span...Added to the 40-man roster on November 20.
- ◆ Got off to a hot start with Columbus, recording 9 games of at least 3 hits in June and July (39G), hitting an IL-best .413 (33-80) in 22 July games with 4 2B, 2 3B, 5HR & 14 RBI (24RS)...Hit a combined .373 in those months (53-142) with 35RS in 39 games...Hit in his last 17 straight games from August 16th-on, hitting .329 (24-73) to end the season...Combined he hit .263 (31-118) off LHP, .334 (117-350) off RHP...Played in DR Wtr League after the season (.239, 19G, HR, 5RBI)... Following the season was named the 20th best prospect in the Indians organization according to **Baseball America**.

Pro Career

- ◆ **2011** Split season between Akron and Columbus...Led the Indians farm system in hits (151) and was 2nd in batting average (.308) and runs scored (71)... Posted an Eastern League-best 20-game hitting streak (5/4-27), which was tied for the 3rd longest in Aeros history and Eastern League player of the month for May...Spent one game in Columbus (6/10) and then spent remainder of season there after 6/26...Was leading the Eastern League in batting average at the time of his 6/26 promotion...Appeared in 3 games in the Arizona Fall League after the season but was shutdown due to a shoulder injury after running into an outfield wall.
- ◆ **2009** Finished 3rd in the Carolina League in on-base pct (.383)... Named to Carolina League postseason All-Star team.

Personal/Miscellaneous

Full name **TIMOTHY DOMINIC FEDROFF**... Single...Attended Hillsborough (NJ) High School where he was a two-time All-State selection, four-time All-County, three-time All-Area and was named the 2006 Somerset County Player of the Year upon graduation that year...In 2007 was a freshman All-America and All-ACC choice, playing in 63 games...Ranked second on the team with a .344 average on a team that advanced to the CWS and earned a spot on the all-CWS team... Named to the All-ACC second team in 2007... In sophomore year of 2008 he hit .404 with 12 home runs and 71 RBI with 78 runs scored in 68 games, earning first team-All American honors on a team that again advanced to the CWS...As a 21-year old he was draft eligible after 2 years of college and selected by the Indians...Father, Tim, played football at Maine... Favorite athlete growing up was Paul O'Neill.



Ben Francisco

10

Age: 31, born October 23, 1981 in Santa Ana, CA

Resides: Scottsdale, AZ

Position: Outfielder

Bats: R

Throws: R

Height: 6-1

Weight: 195

ML Service: 5 + 049

Contract Status: Signed thru 2013

Acquired: January 21, 2013; Signed by Cleveland to a Minor League Free Agent contract.

| YEAR | CLUB | AVG | G | AB | R | H | 2B | 3B | HR | RBI | SF | SH | HB | BB | SO | SB | CS | OBP | SLG | OPS | E |
|------|--------------------------|-------------|------------|-------------|------------|------------|------------|-----------|-----------|------------|-----------|-----------|-----------|------------|------------|------------|-----------|-------------|-------------|-------------|-----------|
| 2002 | Mahoning Valley | .349 | 58 | 235 | 55 | 82 | 23 | 2 | 3 | 23 | 3 | 2 | 7 | 22 | 28 | 22 | 6 | .416 | .502 | .918 | 3 |
| 2003 | Lake County | .287 | 80 | 289 | 57 | 83 | 21 | 1 | 11 | 48 | 5 | 1 | 4 | 31 | 50 | 15 | 6 | .359 | .481 | .840 | 1 |
| 2004 | Akron | .254 | 133 | 497 | 72 | 126 | 29 | 3 | 15 | 71 | 6 | 4 | 6 | 50 | 86 | 21 | 5 | .326 | .414 | .740 | 5 |
| 2005 | Akron | .307 | 83 | 323 | 45 | 99 | 19 | 7 | 7 | 46 | 1 | 2 | 2 | 24 | 59 | 15 | 4 | .357 | .474 | .831 | 1 |
| | Buffalo | .500 | 4 | 16 | 4 | 8 | 1 | 0 | 0 | 3 | 1 | 0 | 0 | 1 | 3 | 1 | 0 | .500 | .563 | 1.063 | 0 |
| 2006 | Buffalo | .278 | 134 | 515 | 80 | 143 | 32 | 4 | 17 | 59 | 4 | 5 | 10 | 45 | 72 | 25 | 5 | .345 | .454 | .799 | 4 |
| 2007 | Buffalo | .318 | 95 | 377 | 60 | 120 | 27 | 2 | 12 | 51 | 1 | 5 | 4 | 36 | 66 | 22 | 8 | .382 | .496 | .878 | 3 |
| | CLEVELAND | .274 | 25 | 62 | 10 | 17 | 5 | 0 | 3 | 12 | 1 | 0 | 0 | 3 | 19 | 0 | 2 | .303 | .500 | .803 | 0 |
| 2008 | Buffalo | .228 | 24 | 92 | 9 | 21 | 3 | 1 | 1 | 6 | 1 | 0 | 0 | 11 | 25 | 3 | 0 | .308 | .315 | .623 | 1 |
| | CLEVELAND | .266 | 121 | 447 | 65 | 119 | 32 | 0 | 15 | 54 | 4 | 2 | 6 | 40 | 86 | 4 | 3 | .332 | .438 | .770 | 4 |
| 2009 | CLEVELAND | .250 | 89 | 308 | 48 | 77 | 21 | 1 | 10 | 33 | 2 | 4 | 8 | 33 | 59 | 13 | 3 | .336 | .422 | .758 | 1 |
| | Philadelphia | .278 | 37 | 97 | 10 | 27 | 9 | 0 | 5 | 13 | 1 | 0 | 1 | 5 | 24 | 1 | 4 | .317 | .526 | .843 | 0 |
| 2010 | Philadelphia | .268 | 88 | 179 | 24 | 48 | 13 | 0 | 6 | 28 | 1 | 1 | 2 | 14 | 35 | 8 | 0 | .327 | .441 | .768 | 0 |
| 2011 | Philadelphia | .244 | 100 | 250 | 24 | 61 | 10 | 1 | 6 | 34 | 3 | 2 | 5 | 33 | 42 | 4 | 4 | .340 | .364 | .704 | 3 |
| 2012 | Toronto | .240 | 27 | 50 | 5 | 12 | 5 | 1 | 0 | 2 | 0 | 0 | 0 | 4 | 10 | 0 | 1 | .296 | .380 | .676 | 0 |
| | Dunedin | .000 | 2 | 6 | 0 | 0 | 0 | 0 | 0 | 0 | 0 | 0 | 0 | 1 | 1 | 0 | 0 | .143 | .000 | .143 | 0 |
| | New Hampshire | .222 | 9 | 36 | 2 | 8 | 3 | 0 | 0 | 2 | 0 | 0 | 0 | 3 | 4 | 0 | 0 | .282 | .306 | .588 | 0 |
| | Houston | .247 | 31 | 85 | 5 | 21 | 4 | 0 | 2 | 5 | 0 | 0 | 0 | 5 | 23 | 0 | 0 | .289 | .365 | .654 | 1 |
| | Tampa Bay | .228 | 24 | 57 | 4 | 13 | 5 | 0 | 2 | 8 | 2 | 0 | 0 | 4 | 16 | 0 | 0 | .270 | .421 | .691 | 0 |
| | Minor Lge. Totals | .289 | 622 | 2386 | 384 | 690 | 158 | 20 | 66 | 309 | 23 | 20 | 33 | 224 | 394 | 124 | 34 | .355 | .455 | .810 | 18 |
| | CLEVELAND TOTALS | .261 | 235 | 817 | 123 | 213 | 58 | 1 | 28 | 99 | 7 | 6 | 14 | 76 | 164 | 17 | 8 | .332 | .437 | .768 | 5 |
| | American League | .258 | 286 | 924 | 132 | 238 | 68 | 2 | 30 | 109 | 9 | 6 | 14 | 84 | 190 | 17 | 9 | .326 | .433 | .759 | 5 |
| | National League | .257 | 256 | 611 | 63 | 157 | 36 | 1 | 19 | 80 | 5 | 3 | 8 | 57 | 124 | 13 | 8 | .326 | .412 | .738 | 4 |
| | M.L. TOTALS | .257 | 542 | 1535 | 195 | 395 | 104 | 3 | 49 | 189 | 14 | 9 | 22 | 141 | 314 | 30 | 17 | .326 | .425 | .751 | 9 |

CAREER TRANSACTIONS

- 2002 Selected by the Cleveland Indians (154th overall) in the 5th round of June draft. Signed 6/19.
- 2009 Traded by the Cleveland Indians with Cliff Lee to the Philadelphia Phillies for Jason Knapp, Carlos Carrasco, Jason Donald and Lou Marson, 7/29.
- 2011 Traded by the Philadelphia Phillies to the Toronto Blue Jays for Frank Gailley, 12/12.
- 2012 DL- left hamstring strain, 5/21-6/25...rehab at A Dunedin, 6/12-15...rehab at AA New Hampshire, 6/15-25.
- 2012 Traded by the Toronto Blue Jays with Kevin Comer, Asher Wojciechowski, Carlos Perez, David Rollins, Joseph Musgrove and Francisco Cordero to the Houston Astros for David Carpenter, J.A. Happ and Brandon Lyon, 7/20
- 2012 Traded by the Houston Astros to the Tampa Bay Rays for Theron Geith, 8/31.
- 2012 Granted Free Agency, 11/30.
- 2013 Signed to a free agent contract by the Cleveland Indians, 1/21.

FIELDING BY POSITION

| PCT | G | PO | 2012 | | | | TC | DP | | PCT | G | PO | CAREER | | | |
|------|----|----|------|---|---|----|----|----------|------|-----|-----|----|--------|-----|----|----|
| | | | A | E | | | | | | | | | A | E | TC | DP |
| .978 | 53 | 43 | 1 | 1 | 0 | 45 | | Outfield | .987 | 397 | 668 | 27 | 9 | 704 | 6 | |

POSTSEASON RECORD

| YEAR | CLUB | AVG | G | AB | R | H | 2B | 3B | HR | RBI | SH | SF | HBP | BB | SO | SB | CS | E |
|------|---------------------|-------------|-----------|-----------|----------|----------|----------|----------|----------|----------|----------|----------|----------|----------|----------|----------|----------|----------|
| 2009 | PHI (NLDS vCOL).000 | 3 | 1 | 0 | 0 | 0 | 0 | 0 | 0 | 0 | 0 | 0 | 0 | 0 | 0 | 0 | 0 | 0 |
| | PHI (NLCS vLAD).000 | 4 | 3 | 0 | 0 | 0 | 0 | 0 | 0 | 0 | 0 | 0 | 0 | 0 | 0 | 0 | 0 | 0 |
| | PHI (WS vNYY) .000 | 4 | 7 | 0 | 0 | 0 | 0 | 0 | 0 | 0 | 0 | 0 | 0 | 1 | 2 | 0 | 0 | 0 |
| 2010 | PHI (NLDS vCIN) --- | 1 | 0 | 0 | 0 | 0 | 0 | 0 | 0 | 0 | 0 | 0 | 1 | 0 | 0 | 0 | 0 | 0 |
| | PHI (NLCSvSFG).167 | 3 | 6 | 1 | 1 | 0 | 0 | 0 | 0 | 0 | 0 | 0 | 0 | 0 | 3 | 0 | 0 | 0 |
| 2011 | PHI (NLDS vSTL).500 | 2 | 2 | 1 | 1 | 0 | 0 | 1 | 3 | 0 | 0 | 0 | 0 | 0 | 0 | 0 | 0 | 0 |
| | TOTALS | .105 | 17 | 19 | 2 | 2 | 0 | 0 | 1 | 3 | 0 | 0 | 1 | 1 | 5 | 0 | 0 | 0 |

2012 Season Highlights

- ◆ Six-year veteran returns to Cleveland after beginning his professional career with the Tribe, 2002-09, playing in 235 games with the Indians from 2007-09... Is a career .281 (102-363) at Progressive Field with 13HR & 54RBI in 106 games....Split 2012 between Toronto, Houston and Tampa Bay where he hit a combined .240 (46-192) with 14 2B, 4HR & 15RBI in 82 games (.670OPS).
- ◆ Began the season with Toronto and was traded to Houston on July 20 as part of a 10-player deal involving Francisco Cordero and J. A. Happ....Later traded to Tampa Bay on August 31....After joining the Rays appeared in 24 of the team's 30 games (14 starts; 7-RF, 4-LF, 3-DH)...Batted .213/.265/.362 (20-for-94) against lefthanded pitching on the season, compared to .265/.305/.408 (26-for-98) against righthanders...With Toronto, missed over a month with a left hamstring injury from May 21-June 25, his first career Major League DL stint.

Pro Career

- ◆ **2011** Made his 2nd career Opening Day start and 1st in RF; previous came in 2009 with CLE (LF)... Started 63 games: 49 in RF, 13 in LF and 1 as DH... Made 53 starts through 7/3 and 10 starts after that date... In games in which he had an RBI, the Phillies went 20-6 (.769)... The .244 average was the lowest of his career... Despite his average, posted his highest on base percentage of his career at .340... Was the 3rd time he has played 100 or more games in his career.
- ◆ **2010** Made 32 starts: 17 in LF, 10 in RF, one in CF and four as DH... Hit .272 (34-125), 6 HR, 21 RBI as a starter... Batted .282 (11-39), 7 RBI as a pinch-hitter... Batted .306 (15-49, 20 RBI) with RISP; had seven hits in his final 18 at-bats with RISP (.389 AVG, 9 RBI)... Had his 4th career multi-HR game and 1st as a Phillie, 9/29 at WSH.
- ◆ **2009** Began the season with CLE before being traded to the Phillies on 7/29 in a six player trade... Made 95 combined starts between the two teams: 51 in LF, 31 in CF and 13 in RF... Set career highs in games (126), triples (1) and SB (14) and tied his career high in HR (15)... Batted .302 (13-43) with RISP & two outs... Started Games 1 & 6 of the World Series at Yankee Stadium (LF).
- ◆ **2008** Began the season with Buffalo (AAA)... Recalled on 4/22 and appeared in two games before being optioned on 4/26... Was recalled again on 5/6 and spent the remainder of the season in the big leagues... Led all AL rookies in doubles (32) and finished 2nd in XBH (47), T4th in HR (15) and 5th in RBI (54)... Started 71 games in LF and 27 in RF and made two appearances in CF; also made nine starts at DH when Travis Hafner was injured... Finished 4th in the AL in OF assists (12)... Had a career-high four RBI twice... Collected a career-high five hits, 6/4 at TEX... Had two multi-HR games: 7/30 vs DET and 8/26 at DET.
- ◆ **2007** Won the International League batting title (.318), becoming the 1st Buffalo player to win it since 1990 (Mark Royal)... Finished 5th in the IL in SLG % (.496)... Among CLE's minor league players, ranked 2nd in hitting, 5th in OBP and SLG %... Named the "Most Exciting Player" in the league by IL managers and **Baseball America**... Selected to the IL postseason All-Star team and the **Topps/Minor League Baseball** Triple-A All-Star team... Had a 19-game hitting streak, 5/18-6/7 (.423)... Had three ML recalls: 5/1-3, 6/20-7/27 and 9/1 through the end of the season... Made his ML debut, May 1 vs TOR, as a defensive replacement... Collected his 1st ML hit (single) and home run, 6/29 vs TB; had a walk-off HR (Shawn Camp)...Made 11 starts in LF and 3 in RF... Hit 1st career pinch HR, 7/3 at DET.
- ◆ **2006** Spent the entire season with Buffalo and ranked T-2nd in the IL in hits (143), T-4th in runs (80) and T-5th in doubles (32)... Led the team in games (134), XBH (54), SB (25, T-9th in (IL) and multi-hit games (37)... Had a 25-game hitting streak, 6/12-7/8 (.324, 34-105, 7 2B, 3 HR)... Played in the Mexican Winter League for Culiacan after the season
- ◆ **2005** Split the season between Akron and Buffalo... Missed six weeks of the season with a sprained ligament in his left thumb, 4/10-5/30... Was promoted to Buffalo on 9/2 and appeared in four regular season games... Batted .353 (6-17) in five IL playoff games... Hit .296, 13 HR, 31 RBI in the Mexican Winter League for Culiacan in 60 games.
- ◆ **2004** Spent the entire season at Akron (AA)... Appeared in 76 games in RF, 43 games in CF and 14 games in LF.

- ◆ **2003** Missed the first two months of the season after undergoing left hand surgery in spring training on 3/27 (hamate bone); activated on 6/1.
- ◆ **2002** Spent his 1st pro season at Mahoning Valley (A)... Won the New York-Penn League batting title (.349), led the league in runs (55), ranked 2nd in hits and doubles, 3rd in SB (22) and OBP (.416), 4th in SLG % (.502) and 5th in XBH (28)... Named **Topps** Minor League Player of the Year for the NYPL, an NYPL postseason All-Star and to the **Baseball America** short-season All-Star team.


Personal/Miscellaneous

- ◆ Full name **LOUIS BEN FRANCISCO**...Married, Cindy....1999 graduate of Servite High School (CA), where he was named the 1999 Golden West League MVP and was a 2-time all-league selection, hitting .560, 6 HR, 32 RBI and 10 SB as a senior... Attended Cypress Junior College (2000) and UCLA (2001-02), where he played baseball... Earned All-Pac 10 honours as a sophomore (.309, 73-236, 20 2B, 6 HR, 42 RBI) and led the conference in steals (20) in 2002 (.368, 56-152, 11 2B, 6 HR, 37 RBI) as a junior before being drafted by Cleveland...On Twitter @bennyfresh_8)

FRANCISCO'S CAREER GAME HIGHS

HITS: 5, June 4, 2008 at Texas; **RUNS:** 4, July 3, 2009 vs. Oakland; **DOUBLES:** 2, eight times; **HR:** 2, four times, September 29, 2010 at Washington; **RBI:** 4, 4x, last May 27, 2009 vs. Tampa Bay; **SB:** 1, 30 times; **WALKS:** 3, three times; **HITTING STREAK:** 8 games, July 6-19, 2008; **GRAND SLAMS:** n/a; **LEAD-OFF HR:** n/a; **"WALK-OFF" HR:** 1, June 29, 2007 vs. Tampa Bay (Shawn Camp); **PINCH-HIT HR:** 1, July 3, 2007 vs. Detroit (Chad Durbin); **EJECTIONS:** 0





Jerry Gil

80

Age: 30, born October 14, 1982 in San Pedro de Macoris, DR

Resides: Santo Domingo, DR

Position: Pitcher

Bats: R

Throws: R

Height: 6-3

Weight: 215

ML Service: 1 + 130

Contract Status: Signed thru 2013

Acquired: January 8, 2013; Signed by Cleveland to a Minor League free agent contract.

| YEAR | CLUB | AVG | G | AB | R | H | 2B | 3B | HR | RBI | SF | SH | HB | BB | SO | SB | CS | OBP | SLG | OPS | E |
|--------------------------|--------------|-------------|------------|-------------|------------|------------|------------|-----------|-----------|------------|-----------|-----------|-----------|-----------|------------|-----------|-----------|-------------|-------------|-------------|------------|
| 2000 | Missoula | .225 | 58 | 227 | 24 | 51 | 10 | 2 | 0 | 20 | 1 | 0 | 2 | 11 | 63 | 7 | 3 | .266 | .286 | .552 | 35 |
| 2001 | South Bend | .215 | 105 | 363 | 40 | 78 | 14 | 5 | 2 | 31 | 0 | 8 | 4 | 8 | 103 | 19 | 7 | .240 | .298 | .538 | 34 |
| 2002 | Lancaster | .216 | 10 | 37 | 4 | 8 | 0 | 0 | 1 | 4 | 0 | 0 | 0 | 1 | 11 | 1 | 1 | .237 | .297 | .534 | 5 |
| | Yakima Bears | .250 | 65 | 224 | 21 | 56 | 11 | 2 | 2 | 28 | 2 | 2 | 2 | 6 | 47 | 14 | 1 | .274 | .344 | .618 | 23 |
| 2003 | South Bend | .259 | 116 | 429 | 52 | 111 | 16 | 6 | 4 | 58 | 6 | 10 | 2 | 10 | 90 | 19 | 10 | .275 | .352 | .627 | 32 |
| 2004 | Tucson | .278 | 114 | 421 | 53 | 117 | 31 | 8 | 11 | 58 | 3 | 5 | 2 | 12 | 94 | 12 | 1 | .299 | .468 | .767 | 29 |
| | Arizona | .174 | 29 | 86 | 3 | 15 | 2 | 1 | 0 | 8 | 1 | 0 | 1 | 0 | 33 | 2 | 0 | .182 | .221 | .403 | 5 |
| 2005 | Tennessee | .256 | 55 | 199 | 28 | 51 | 7 | 3 | 10 | 29 | 0 | 4 | 1 | 8 | 52 | 10 | 7 | .288 | .472 | .760 | 9 |
| 2006 | Tucson | .128 | 16 | 47 | 6 | 6 | 1 | 0 | 1 | 3 | 0 | 1 | 1 | 0 | 15 | 1 | 0 | .146 | .213 | .359 | 5 |
| | Tennessee | .269 | 112 | 446 | 71 | 120 | 27 | 6 | 26 | 86 | 4 | 8 | 5 | 18 | 111 | 6 | 6 | .302 | .531 | .833 | 17 |
| 2007 | Cincinnati | .000 | 1 | 0 | 0 | 0 | 0 | 0 | 0 | 0 | 0 | 0 | 0 | 0 | 0 | 0 | 0 | -- | -- | -- | 0 |
| 2008 | Chattanooga | .182 | 14 | 55 | 4 | 10 | 6 | 0 | 2 | 11 | 1 | 0 | 0 | 1 | 21 | 1 | 0 | .193 | .400 | .593 | 6 |
| | Louisville | .162 | 33 | 130 | 13 | 21 | 6 | 0 | 2 | 13 | 1 | 0 | 2 | 4 | 39 | 4 | 0 | .197 | .254 | .451 | 0 |
| | Sarasota | .000 | 1 | 1 | 0 | 0 | 0 | 0 | 0 | 0 | 0 | 0 | 0 | 0 | 0 | 0 | 0 | -- | -- | -- | 0 |
| 2009 | Carolina | .235 | 21 | 17 | 0 | 4 | 1 | 0 | 0 | 0 | 0 | 1 | 0 | 0 | 5 | 0 | 0 | .235 | .294 | .529 | 0 |
| 2010 | Carolina | .000 | 32 | 4 | 0 | 0 | 0 | 0 | 0 | 0 | 0 | 0 | 0 | 0 | 0 | 0 | 0 | -- | -- | -- | 0 |
| | Louisville | .000 | 5 | 1 | 0 | 0 | 0 | 0 | 0 | 0 | 0 | 0 | 0 | 0 | 1 | 0 | 0 | -- | -- | -- | 1 |
| 2011 | Louisville | .000 | 18 | 1 | 0 | 0 | 0 | 0 | 0 | 1 | 0 | 0 | 0 | 0 | 1 | 0 | 0 | .500 | .000 | .500 | 1 |
| Minor Lge. Totals | | .243 | 775 | 2602 | 316 | 633 | 130 | 32 | 61 | 342 | 18 | 41 | 21 | 80 | 652 | 94 | 36 | .270 | .388 | .658 | 202 |
| M.L. TOTALS | | .174 | 30 | 86 | 3 | 15 | 2 | 1 | 0 | 8 | 1 | 0 | 1 | 0 | 33 | 2 | 0 | .182 | .221 | .403 | 5 |

| YEAR | CLUB | W-L | ERA | G | GS | CG | SHO | SV | IP | H | R | ER | HR | HB | BB | SO | WP | BK | AVG | SLG | OBP |
|--------------------------|------------|--------------|-------------|------------|-----------|----------|----------|-----------|--------------|------------|------------|------------|-----------|-----------|------------|------------|-----------|----------|-------------|-------------|-------------|
| 2008 | GCL Reds | 0-2 | 6.19 | 9 | 4 | 0 | 0 | 0 | 16.0 | 22 | 13 | 11 | 1 | 5 | 11 | 12 | 3 | 0 | .333 | .439 | .458 |
| | Sarasota | 0-0 | 0.00 | 1 | 0 | 0 | 0 | 0 | 2.0 | 1 | 0 | 0 | 0 | 0 | 2 | 2 | 2 | 0 | .143 | .143 | .333 |
| 2009 | Sarasota | 3-7 | 7.74 | 12 | 10 | 0 | 0 | 0 | 47.2 | 66 | 46 | 41 | 7 | 6 | 29 | 30 | 1 | 0 | .338 | .544 | .435 |
| | Carolina | 3-4 | 8.21 | 24 | 4 | 0 | 0 | 0 | 49.1 | 51 | 50 | 45 | 9 | 2 | 48 | 30 | 10 | 1 | .262 | .467 | .411 |
| 2010 | Carolina | 3-6 | 4.66 | 40 | 0 | 0 | 0 | 7 | 56.0 | 54 | 29 | 29 | 4 | 7 | 53 | 46 | 12 | 0 | .263 | .385 | .429 |
| | Louisville | 2-0 | 5.87 | 7 | 0 | 0 | 0 | 0 | 7.2 | 9 | 6 | 5 | 3 | 0 | 5 | 6 | 1 | 0 | .273 | .576 | .368 |
| 2011 | Louisville | 5-6 | 3.59 | 54 | 0 | 0 | 0 | 6 | 62.2 | 53 | 29 | 25 | 2 | 3 | 29 | 58 | 5 | 0 | .233 | .322 | .324 |
| 2012 | Las Vegas | 7-1 | 4.92 | 58 | 0 | 0 | 0 | 9 | 64.0 | 68 | 36 | 35 | 8 | 2 | 20 | 51 | 6 | 1 | .268 | .441 | .325 |
| Minor Lge. Totals | | 23-26 | 5.63 | 205 | 18 | 0 | 0 | 22 | 305.1 | 324 | 209 | 191 | 34 | 25 | 197 | 235 | 40 | 2 | .274 | .431 | .386 |

CAREER TRANSACTIONS

- 1999 Signed by the Arizona Diamondbacks as an amateur free agent, 11/15.
- 2005 DL-right knee surgery, 3/25-6/4...rehab at Tennessee, 5/31-6/3.
- 2005 DL-right knee injury, 9/9-remainder of season.
- 2006 Traded by the Arizona Diamondbacks to the Cincinnati Reds for Abe Woody, 10/13.
- 2007 DL-right elbow surgery, 3/23-9/26.
- 2007 Signed as a Free Agent with the Cincinnati Reds, 12/14.
- 2011 Signed as a Free Agent with the Toronto Blue Jays, 11/10.
- 2013 Signed as a Free Agent with the Cleveland Indians, 1/8.

FIELDING BY POSITION

| PCT | G | PO | 2012 | | | | PCT | G | PO | CAREER | | | | |
|-----|---|----|------|---|----|----|----------|------|----|--------|----|----|-----|----|
| | | | A | E | TC | DP | | | | A | E | TC | DP | |
| - | - | - | - | - | - | - | Shorstop | .955 | 28 | 34 | 73 | 5 | 112 | 18 |

2012 Season Highlights

- ◆ Went 7-1 with 9 saves in 12 chances at AAA Las Vegas after being invited to Major League camp with the Toronto Blue Jays. (64.0IP, 68H, 35ER, 20BB, 51K, .268AVG) in 58 relief outings...Tied for Pacific Coast League lead with 58 appearances...Recorded an ERA of 1.20 in 14 May outings (15.0IP, 8H, 2R/ER)...Allowed 7 runs (7ER) in 0.1IP on July 2 at Reno that took his season ERA at the time from 2.82 to 4.42...Otherwise had a season ERA of 3.96 in other 57 outings...Recorded a winter ball ERA of 1.52 in 24 relief outings (8SV, 23.2IP, 19H, 4ER, .20K, .221AVG) for Estrellas de Oriente in the Dominican Winter League.

Pro Career

- ◆ **2011** Spent the entire season at Louisville of the International League (AAA)... Had his best all around season, posting a 3.69 ERA out of the bullpen, his lowest career mark... Held opponents to a .233 average... Led the Bats with 54 appearances, while adding six saves... Recorded a 4.32 ERA in the first half of the season, while improving to 2.14 in the second half... Combined to go 0-1 with a 1.21 ERA in 25 winter ball relief appearances, including five saves.
- ◆ **2010** In his second full season as a pitcher combined to finish 5-6, 4.81 with seven saves in 11 opps in 47 relief apps at Class AA Carolina and Class AAA Louisville.
- ◆ **2009** In his first full-season as a professional pitcher combined to finish 6-11, 7.98 in 14 starts and 22 relief apps at Class A Sarasota and Class AA Carolina.
- ◆ **2008** In 47 apps at Class AAA Louisville and Class AA Chattanooga hit .167 (4HR, 24RBI, 5SB)... Made his first career apps as a pitcher and in 10 games at FSL and GCL Sarasota went 0-2, 5.50.
- ◆ **2007** Missed all but the last 5 days of the season following "Tommy John" surgery to repair the torn ulnar collateral ligament in his right elbow... Was bothered by the injury during spring training and on 3/23 went on the 15-day disabled list... Had surgery on 5/8...Made his only appearance of the season as a pinch runner on 9/27 vs Houston.
- ◆ **2006** In 128 games at Class AAA Tucson and Class AA Tennessee combined to hit .256 with 28 doubles, 27HR and 89RBI... At Tennessee led the Southern League in homers (26) and ranked among the league leaders in RBI (86, 2nd), extra-base hits (59, 2nd), total bases (237, 2nd), slugging (.531, 2nd), runs scored (71, 4th) and triples (6, 5th)... Homered once every 17.15 plate apps, best ratio in the Southern League...Prior to 2006 predominately had played SS and had not made a professional appearance in the outfield.
- ◆ **2005** Because of a right knee injury appeared in just 55 games at Class AA Tennessee... Suffered the injury in spring training and began the season on DL following surgery... Was on DL once (3/25-6/5) and Tennessee's DL twice.
- ◆ **2004** Spent most of the season at Class AAA Tucson but made his Major League debut with 29 apps for Arizona... At 21 years old on 8/22 made his big league debut against the Reds and finished 1-for-3, including a single off Brandon Claussen in his first career plate appearance.
- ◆ **2003** At Class A South Bend led all Midwest League shortstops in putouts (225)...Ranked third in the league with a team-high eight triples.
- ◆ **2002** At Class A Lancaster and Yakima was limited to 75 apps by a strained left quadriceps muscle... At Yakima recorded 14 stolen bases in 15 attempts, second-best percentage in the Northwest League (93%), and led NWL shortstops with 36 double plays turned.
- ◆ **2000** Was ranked by *Baseball America* as the 13th-best prospect in the Pioneer League

Personal/Miscellaneous

- ◆ Full name **JERRY BIENVINEDO GIL (MANZANILLO)**...Single...Daughter, Genevieve ...Attended Colegio La Zafra High School in Santo Domingo, Dominican Republic... Uncle Josias Manzanillo pitched from 1991-2003 for the Red Sox, Brewers, Mets, Yankees, Mariners, Pirates and Reds (2003)... Uncle Ravelo Manzanillo pitched for the Pirates in 1994-95 and for the White Sox in 1998.



Yan Gomes

40

Age: 25, born July 19, 1987 in Sao Paulo, Brazil

Resides: Knoxville, TN

Position: Infielder/Catcher

Bats: R

Throws: R

Height: 6-2

Weight: 215

ML Service: 0 + 083

Contract Status (options remaining): Signed thru 2013 (2)

Acquired: November 3, 2012; Acquired from the Toronto Blue Jays along with INF Mike Aviles in exchange for RHP Esmil Rogers.

| YEAR CLUB | AVG | G | AB | R | H | 2B | 3B | HR | RBI | SH | SF | HB | BB | SO | SB | CS | SLG | OBP | OPS | E |
|-------------------------|------|-----|------|-----|-----|----|----|----|-----|----|----|----|----|-----|----|----|------|------|------|----|
| 2009 GCL Blue Jays | .357 | 4 | 14 | 1 | 5 | 0 | 0 | 0 | 2 | 0 | 0 | 0 | 3 | 2 | 0 | 0 | .357 | .471 | .828 | 0 |
| Auburn | .296 | 60 | 223 | 22 | 66 | 23 | 2 | 2 | 44 | 0 | 1 | 2 | 22 | 37 | 0 | 2 | .444 | .363 | .807 | 2 |
| 2010 Lansing | .231 | 7 | 26 | 2 | 6 | 2 | 0 | 0 | 8 | 0 | 2 | 0 | 3 | 11 | 0 | 0 | .308 | .290 | .598 | 0 |
| Dunedin | .275 | 68 | 233 | 37 | 64 | 21 | 1 | 9 | 40 | 0 | 1 | 4 | 9 | 64 | 0 | 0 | .489 | .312 | .801 | 2 |
| 2011 Las Vegas | .214 | 4 | 14 | 1 | 3 | 1 | 0 | 0 | 1 | 0 | 0 | 0 | 1 | 4 | 0 | 0 | .286 | .267 | .552 | 1 |
| New Hampshire | .250 | 79 | 276 | 34 | 69 | 18 | 1 | 13 | 51 | 0 | 4 | 4 | 25 | 75 | 0 | 0 | .464 | .317 | .781 | 6 |
| 2012 Las Vegas | .328 | 79 | 305 | 44 | 100 | 29 | 1 | 13 | 59 | 0 | 2 | 2 | 25 | 72 | 4 | 0 | .557 | .380 | .938 | 12 |
| Toronto | .204 | 43 | 98 | 9 | 20 | 4 | 0 | 4 | 13 | 1 | 3 | 3 | 6 | 32 | 0 | 0 | .367 | .264 | .631 | 1 |
| Minor Lge. Totals | .287 | 301 | 1091 | 141 | 313 | 94 | 5 | 37 | 205 | 0 | 10 | 12 | 88 | 265 | 4 | 2 | .484 | .344 | .828 | 23 |
| CLEVELAND TOTALS | -- | -- | -- | -- | -- | -- | -- | -- | -- | -- | -- | -- | -- | -- | -- | -- | -- | -- | -- | -- |
| American League | .204 | 43 | 98 | 9 | 20 | 4 | 0 | 4 | 13 | 1 | 3 | 3 | 6 | 32 | 0 | 0 | .367 | .264 | .631 | 1 |
| National League | -- | -- | -- | -- | -- | -- | -- | -- | -- | -- | -- | -- | -- | -- | -- | -- | -- | -- | -- | -- |
| M.L. TOTALS | .204 | 43 | 98 | 9 | 20 | 4 | 0 | 4 | 13 | 1 | 3 | 3 | 6 | 32 | 0 | 0 | .367 | .264 | .631 | 1 |

CAREER TRANSACTIONS

2006 Selected by the Boston Red Sox in the 39th round of the 2008 June draft, did not sign.

2009 Selected by the Toronto Blue Jays in the 10th round of the 2009 June draft, signed 6/19.

2012 Acquired by Cleveland with Mike Aviles from the Toronto Blue Jays for Esmil Rogers, 11/3.

FIELDING BY POSITION

| PCT | 2012 | | | | | | | | PCT | CAREER | | | | | | | |
|-------|------|-----|----|---|-----|----|----|------------|-------|--------|-----|----|----|-----|----|---|--|
| | G | PO | A | E | TC | DP | PB | G | | PO | A | E | TC | DP | PB | | |
| 1.000 | 9 | 35 | 0 | 0 | 35 | 0 | 0 | Catcher | 1.000 | 9 | 35 | 0 | 0 | 35 | 0 | 0 | |
| .991 | 20 | 106 | 7 | 1 | 114 | 7 | - | First Base | .991 | 20 | 106 | 7 | 1 | 114 | 7 | - | |
| 1.000 | 8 | 7 | 12 | 0 | 19 | 2 | - | Third Base | 1.000 | 8 | 7 | 12 | 0 | 19 | 2 | - | |
| --- | 4 | 0 | 0 | 0 | 0 | 0 | - | Left Field | --- | 4 | 0 | 0 | 0 | 0 | 0 | - | |
| .994 | 41 | 148 | 19 | 1 | 168 | 9 | 0 | Totals | .994 | 41 | 148 | 19 | 1 | 168 | 9 | 0 | |

2012 Season Highlights

- ◆ Split the season between Las Vegas and Toronto, his first taste of big league action in just his 4th professional season... Was recalled by Toronto from Las Vegas (AAA) on five separate occasions...Had a solid year at AAA Las Vegas as his batting average (.328), slugging pct (.557) and OPS (.938) all would have ranked in the top 10 in the Pacific Coast League had it not been for the five stints in the big leagues.
- ◆ Started the year in Las Vegas and was recalled for the first time on May 17, collecting his first hit that day vs. New York-AL off Phil Hughes...Homered the next day (May 18) for the first time off NY Mets' Jonathon Niese...Hit four home runs at the Major League level, with the 4th being a game-tying 2-out, 9th inning home run vs. Minnesota off closer Glen Perkins...Collected hits in four of his first five games (5-14) batting .357 over that stretch...After that collected hits in just 13 of his final 38 contests (15-84) while batting .179.
- ◆ Appeared in 79 games for Las Vegas batting .328 with an OPS of .938, including 29 2B, 13HR and 59 RBI...Split time at catcher, first base, third base, left field and designated hitter along both spots...Made 25 starts for Toronto in 2012 (5-C, 12-1B, 6-3B & 2-DH)...3 of his 4 HR came off LHP (had .457 slg pct off LHP at the big league level)...Was 7-for-19 (.368) after Sept 7 recall.

- ◆ At AAA he hit .344 (21-61) off LHP with 4HR, 12 RBI (1.026OPS) and in the first half he hit .346 (79-228) with 25 2B, 10HR & 44 RBI in 59 games (T5th in the PCL in first half batting avg)...Drove in 12 runs the last 8 games of the Triple-A season, hit .373 (56-150) with runners on base and .341 (31-91) for Las Vegas..Played for Team Brazil in WBC qualifier in November, leading the club to a 1-0 victory over Panama with the game's lone RBI to advance to the 16-team WBC field held in March... Also appeared in 17 games for Este in advance of the WBC qualifier.

Pro Career

- ◆ **2011** Spent the majority of the season at New Hampshire (AA) along with four games at Las Vegas (AAA)...Combined to hit .248 with 19 doubles, three triples and 13 home runs in just 83 games... His .781 OPS with the Fisher Cats; ranked 3rd on the club... Appeared in 43 games behind the plate and 20 at first base, with the balance coming as the DH... Played in the Arizona Fall League, posting a .302 average with one home run and eight RBI.
- ◆ **2010** Combined to bat .270 between Lansing (Low-A) and Dunedin (High-A) with 33 extra base hits and a .780 OPS... Spent most of the season at Dunedin and posted a .373 average vs. LHP... Batted .342 in the second half, including a September average of .417 (10-24).

Personal/Miscellaneous

- ◆ Full name **YAN GOMES**...Married, Jenna... Attended Miami Southridge High School... Played two years at the University of Tennessee before transferring to Barry University in Miami, majoring in Psychology...2007 Louisville Slugger Freshman All-American and All-SEC selection... Started 13 games at catcher with Tennessee in 2007 when filling in for current Blue Jays catcher J.P. Arencibia.

GOMES' CAREER GAME HIGHS

HITS: 2, 3x; **RUNS:** 2, May 18, 2012 vs NY Mets; **DOUBLES:** 1, 4x; **HR:** 1, 4x; **RBI:** 2, 2x; **BB:** 1, 6x; **SB:** 2, July 5, 2010 at Texas; **HITTING STREAK:** 3 games, 3 times; **GRAND SLAMS:** N/A; **LEAD-OFF HR:** n/a; **"WALK-OFF" HR:** n/a; **PINCH-HIT HR:** June 11, 2012 vs. Washington.

SPRING INVITEE



Preston Guilmet

79

Age: 25, born July 27, 1987 in Roseville, CA

Resides: Roseville, CA

Position: Pitcher

Bats: R

Throws: R

Height: 6-2

Weight: 200

ML Service: 0 + 000

Contract Status: Signed thru 2013

Acquired: Selected by Cleveland in the 9th round (275th overall) of the 2009 First-Year Player Draft.

| | | | | | | | | | | | | | | | | | | OPPONENTS | | | |
|--------------------------|-----------------|--------------|-------------|------------|-----------|-----------|------------|-----------|--------------|------------|-----------|-----------|-----------|-----------|-----------|------------|-----------|------------------|-------------|-------------|-------------|
| YEAR | CLUB | W-L | ERA | G | GS | CG | SHO | SV | IP | H | R | ER | HR | BB | SO | WP | BK | AVG | SLG | OBP | |
| 2009 | Mahoning Valley | 6-6 | 4.09 | 15 | 15 | 0 | 0 | 0 | 70.1 | 70 | 41 | 32 | 8 | 2 | 16 | 62 | 5 | 0 | .255 | .444 | .298 |
| 2010 | Lake County | 4-1 | 2.25 | 30 | 0 | 0 | 0 | 11 | 52.0 | 35 | 13 | 13 | 3 | 2 | 10 | 79 | 3 | 0 | .188 | .285 | .237 |
| 2011 | Kinston | 1-1 | 2.16 | *52 | 0 | 0 | 0 | *35 | 58.1 | 43 | 14 | 14 | 4 | 0 | 11 | 60 | 3 | 0 | .202 | .291 | .241 |
| 2012 | Akron | 2-2 | 2.39 | 50 | 0 | 0 | 0 | 24 | 52.2 | 41 | 14 | 14 | 4 | 0 | 13 | 51 | 4 | 0 | .211 | .314 | .260 |
| Minor Lge. Totals | | 13-10 | 2.82 | 147 | 15 | 0 | 0 | 70 | 233.1 | 189 | 82 | 73 | 19 | 4 | 50 | 252 | 15 | 0 | .218 | .343 | .263 |

CAREER TRANSACTIONS

- 2008 Selected by the Oakland Athletics in the 22nd round of the June Draft, did not sign.
- 2009 Selected by the Cleveland Indians in the 9th round of the June Draft.

2012 Season Highlights


- ◆ Spent entire season at AA Akron where he led all Indians farmhands with 24 saves in 29 chances and was an org MiLB. com all-star.. Tied for Eastern League lead w/24 saves (T2nd in games)...Led league with 39 games finished...Named to EL postseason All-Star team...Held EL hitters to a .211 avg against for the year (41-194) w/4HR in 52.2IP...Lefties hit just .200 (16-80, 0HR)...Recorded 17 straight scoreless outings over 18.0IP (10H) from June 10-July 19 to lower his ERA from 3.32 to 1.70...Combined in May/June his ERA was 1.02 (17.2IP, 12H, 2R/ER)...Batters hit .216 (11-51) off him with RISP... Posted 5 saves in 5 chances in the Eastern League playoffs for the EL champs (6.1IP, 3H, 0R, .143AVG).

Pro Career

- ◆ **2011** Ranked T1st in Indians PDS in saves with 35 in 36 chances... Also led Carolina League in saves, games finished (48), appearances (52), BB/9IP (1.54) and baserunners/9IP (8.33) and ranked 3rd in batting average against (.202) and 4th in SO/9IP (9.26)... Named to Carolina League midseason and postseason All-Star teams...Did not allow a run over his first 16.2IP on the season (15G)... Did not allow a run in 11 August games (13.0IP, 8H, 0R)...RHH batted .186 (24-129) off him...Named to Arizona Fall League "Rising Stars" game after the season...Carolina League midseason and postseason All-Star.
- ◆ **2010** Ranked 3rd among all Indians minor leaguers in saves (11)

Personal/Miscellaneous

- ◆ Full name **PRESTON BLAKE GUILMET**...Single...Pronounced GILL-met.... Graduated from Oakmont High School in Roseville, CA in 2005 ...2005 Roseville Player of the Year ... 2004 and 2005 male athlete of the season at Oakmont ...Played four seasons at the University of Arizona where he was 2007 Pac-10 Pitcher of the Year (12-2, 1.87 ERA)... 2007 and 2008 first-team All-Pac-10 ... 2007 first-team **Collegiate Baseball** and **Baseball America** All-American selection ... 2007 second-team **ABCA**, **Rivals.com** and **NCBWA All-American** ... Semifinalist for the 2007 Roger Clemens Award ...Ended his UA career as the program's career leader in starts (61), 2nd all-time in program history and fourth in Pac-10 history in strikeouts (419) and 1st in innings (416.2IP)...His 27 career wins were T10th-most in UA history ...Honorably mention All-Pac-10 selection in 2009 (6-5, 3.74ERA).



Nick Hagadone

50

Age: 27, January 1, 1986 in Sandpoint, ID

Resides: Seattle, WA

Position: Pitcher

Bats: L

Throws: L

Height: 6-5

Weight: 230

ML Service: 0 + 107

Contract Status (options remaining): Signed thru 2013 (1)

Acquired: July 31, 2009; Acquired from the Boston Red Sox along with RHP Justin Masterson & RHP Bryan Price for CA Victor Martinez

| YEAR | CLUB | W-L | ERA | G | GS | CG | SHO | SV | IP | H | R | ER | HR | BB | SO | WP | BK | AVG | SLG | OBP | OPPONENTS | |
|------|-------------------------|------------|-------------|-----------|----------|----------|----------|----------|-------------|-----------|-----------|-----------|----------|----------|-----------|-----------|----------|----------|-------------|-------------|-------------|--|
| 2007 | Lowell | 0-1 | 1.85 | 10 | 10 | 0 | 0 | 0 | 24.1 | 14 | 5 | 5 | 1 | 0 | 8 | 33 | 1 | 0 | .163 | .221 | .234 | |
| 2008 | Greenville | 1-1 | 0.00 | 3 | 3 | 0 | 0 | 0 | 10.0 | 5 | 3 | 0 | 0 | 0 | 6 | 12 | 2 | 0 | .135 | .162 | .256 | |
| 2009 | Greenville | 0-2 | 2.52 | 10 | 10 | 0 | 0 | 0 | 25.0 | 13 | 8 | 7 | 0 | 4 | 14 | 32 | 1 | 0 | .149 | .207 | .295 | |
| | Lake County | 0-1 | 2.45 | 5 | 5 | 0 | 0 | 0 | 14.2 | 8 | 4 | 4 | 0 | 1 | 5 | 21 | 3 | 0 | .163 | .184 | .255 | |
| | Kinston | 0-0 | 5.06 | 2 | 2 | 0 | 0 | 0 | 5.1 | 5 | 3 | 3 | 0 | 0 | 5 | 6 | 1 | 0 | .250 | .300 | .400 | |
| 2010 | Kinston | 1-3 | 2.39 | 10 | 10 | 0 | 0 | 0 | 37.2 | 28 | 11 | 10 | 2 | 0 | 29 | 45 | 2 | 0 | .206 | .279 | .345 | |
| | Akron | 2-2 | 4.50 | 19 | 7 | 0 | 0 | 1 | 48.0 | 44 | 27 | 24 | 5 | 1 | 34 | 44 | 7 | 0 | .242 | .352 | .364 | |
| 2011 | Akron | 2-1 | 1.59 | 12 | 0 | 0 | 0 | 0 | 22.2 | 14 | 4 | 4 | 0 | 0 | 7 | 24 | 1 | 0 | .175 | .188 | .241 | |
| | Columbus | 4-3 | 3.35 | 34 | 0 | 0 | 0 | 4 | 48.1 | 42 | 27 | 18 | 5 | 0 | 15 | 53 | 1 | 2 | .228 | .342 | .282 | |
| | CLEVELAND | 1-0 | 4.09 | 9 | 0 | 0 | 0 | 0 | 11.0 | 4 | 6 | 5 | 0 | 1 | 6 | 11 | 2 | 0 | .118 | .118 | .262 | |
| 2012 | Columbus | 0-0 | 0.00 | 5 | 0 | 0 | 0 | 0 | 7.1 | 4 | 0 | 0 | 0 | 0 | 1 | 7 | 0 | 0 | .167 | .208 | .200 | |
| | CLEVELAND | 1-0 | 6.39 | 27 | 0 | 0 | 0 | 1 | 25.1 | 26 | 18 | 18 | 4 | 0 | 15 | 26 | 2 | 0 | .273 | .471 | .338 | |
| | Minor Lge. Totals | 10-14 | 2.86 | 105 | 47 | 0 | 0 | 5 | 236.0 | 173 | 92 | 75 | 13 | 6 | 123 | 270 | 19 | 2 | .200 | .275 | .302 | |
| | CLEVELAND TOTALS | 2-0 | 5.70 | 36 | 0 | 0 | 0 | 1 | 36.1 | 30 | 24 | 23 | 4 | 1 | 21 | 37 | 4 | 0 | .226 | .346 | .329 | |
| | American League | 2-0 | 5.70 | 36 | 0 | 0 | 0 | 1 | 36.1 | 30 | 24 | 23 | 4 | 1 | 21 | 37 | 4 | 0 | .226 | .346 | .329 | |
| | National League | -- | -- | -- | -- | -- | -- | -- | -- | -- | -- | -- | -- | -- | -- | -- | -- | -- | -- | -- | -- | |
| | M.L. TOTALS | 2-0 | 5.70 | 36 | 0 | 0 | 0 | 1 | 36.1 | 30 | 24 | 23 | 4 | 1 | 21 | 37 | 4 | 0 | .226 | .346 | .329 | |

CAREER TRANSACTIONS

- 2005 Selected by the Seattle Mariners in the 36th round of the June draft. Did not sign.
- 2007 Selected by the Boston Red Sox as a sandwich pick between the 1st and 2nd rounds (55th overall) of the June draft.
- 2009 Acquired by the Cleveland Indians, along with Justin Masterson and Bryan Price, from the Red Sox in exchange for Victor Martinez, 7/31.
- 2012 Placed on Minor League Disqualified List with self-inflicted injury, 7/8.

FIELDING BY POSITION

| 2012 | | | | | | | CAREER | | | | | | |
|-------|----|----|---|---|----|----|--------|----|----|---|---|----|----|
| PCT | G | PO | A | E | TC | DP | PCT | G | PO | A | E | TC | DP |
| 1.000 | 27 | 0 | 1 | 0 | 1 | 0 | 1.000 | 36 | 0 | 2 | 0 | 2 | 0 |

PITCHERS HITTING

| 2012 | | | | | CAREER | | | | |
|------|----|----|----|-----|--------|----|----|----|-----|
| AVG | AB | H | HR | RBI | AVG | AB | H | HR | RBI |
| -- | -- | -- | -- | -- | -- | -- | -- | -- | -- |

2012 Season Highlights

- ◆ Opened the season at Triple-A Columbus before spending May and June in the Cleveland bullpen and showed glimpses of being a dominant addition out of the bullpen before his season ended in early July...With the Columbus Clippers in April he recorded 7.1 shutout innings while holding International League hitters to a .167 (4-24) average against, including a 1-for-7 (.143) mark vs. left-handed hitters...Was recalled to Cleveland twice in April, from April 17-23 and then again from April 27-July 7...Recorded his first Major League save on May 7 vs. Chicago-AL in the day game of a day/night DH....Lefties recorded a .605 OPS off him at the Major League level.
- ◆ Over his first 17 games from April 17-June 1 recorded an ERA of 2.04 (17.2IP, 9H, 4R/ER, 7BB, 16K, .148AVG)... Struck out the side in order on May 8 vs. Chicago...Posted 6 consecutive shutout outings from April 28-May 10 covering 7.0 innings with just 1 hit allowed...Over his last 10 outings from June 3-July 6 he allowed 14 runs (14ER) in 7.2 innings (17H, 8BB, 10K), walking a career-high 4 batters on June 16th vs. Pittsburgh.
- ◆ Following outing of July 6 vs. Tampa Bay (0.2IP, 2H, 2R/ER, 2BB, 0K) he suffered a self-inflicted injury to his left forearm (broken left radius) that ended his season...Was optioned to AAA Columbus on July 7th and placed on the Minor League Restricted List on July 8th...Underwent surgery to repair the radius on July 10th (Dr. Thomas Graham) and rehabbed the remainder of the season in Goodyear, AZ...Pitched winter ball beginning November 20 for Aguilas in the Dominican (6G, 6.0IP, 6H, 6ER, 5BB, 8K).

Pro Career

- ◆ **2011** Had a very solid season in his first full year as a reliever between AA Akron, AAA Columbus and made his Major League debut in September.... Named the 3rd best prospect in the Indians organization entering 2012 according to **Baseball America**...Split the minor league season between AA Akron & AAA Columbus, going a combined 6-4 w/a 2.79 ERA (71.0IP, 56H, 31R/22ER, 22BB, 77K) in 46 relief appearances... Fanned 9.8 batters per 9.0IP between AA and AAA... Began year at AA Akron and recorded 10 scoreless outing out of 12 and was promoted to Columbus on 5/19...Was 4-3 with 4 saves and a 3.35 ERA at Columbus ...Over his last 22 outings at Columbus posted an ERA of 1.91 (33.0IP, 29H, 7ER)...Overall between the two stops minor league hitters batted .212 (56-264, 5HR) and lefties hit .161 (14-87, 1HR)...Was first recalled on 8/26-28 but did not appear in a game and was recalled for a second and final time on 9/1 and spent the final month of the season at the Major League level...Made his Major League debut on 9/1 vs. Oakland (1.2IP, 2H, 3R/ER)...Tossed 2.0IP scoreless innings w/a career-high 3 strikeouts on 9/6 vs. Detroit... Won his first Major League game on 9/24 vs. Minnesota (Night game, 1.0IP, 0H, 0R)...Six of his nine outings were scoreless...Did not allow a run or a hit over his last 5 outings (6.1IP, 0H, 0R, 2BB, 6K)...Batters were 0 for 17 off him in that span...ERA after his debut (1.2IP, 2H, 3ER) was 1.93 (9.1IP, 2H, 2ER)...All 4 hits allowed were singles...LHH had a .176 on base % and a .071 slugging % (.248OPS).

- ◆ **2010** Split the season between A Kinston and AA Akron in his first full season in the Indians organization and his first full season removed from reconstructive elbow surgery...Began the season w/A Kinston before being promoted to AA Akron at the beginning of June through the end of the season...Entered the campaign as the 3rd best prospect in the Indians system according to **Baseball America** (Rated 10th entering 2011)...Combined at the two stops the 6-5, 230-pound southpaw went 3-5 with a save in 29 games/17 starts and had a 3.57ERA (85.2IP, 72H, 38R/34ER, 63BB, 89K)...His final 12 appearances of the season came from the Aeros bullpen where he was 1-1 with a save and had a 3.68ERA (22.0IP, 19H, 9ER) and limited hitters to a .229 average (19-83)...Left-handed hitters on the year had a .177 clip (17-96, 40K, 0HR) against him while righties batted .248 (55-222, 7HR) with an overall average against of .226 (72-318, 7HR)...On the year averaged 9.35 SO per 9.0IP and 6.6 walks per 9.0IP...Added to 40-man roster on 11/19.
- ◆ **2009** Made first start at Class A Greenville on 6/6...Batters hit just .149 off him in his 10 starts (32K, 25.0IP) and was assigned to A Lake County after being acquired from the Red Sox...Made two starts for A Kinston in September...On the year he allowed just 1HR and 26 hits in 45.0 innings (59K) and an ERA of 2.80.
- ◆ **2008** Made three starts in his first full pro season at Class A Greenville of the South Atlantic League before being placed on the DL on 4/19 with left elbow soreness and missing the rest of the season after reconstructive surgery... Did not allow an earned run in 10 innings of work with the Drive, fanning 12 and allowing only five hits and three unearned runs...Fired five frames of two-hit, shutout ball in earning his first pro win at Lexington on 4/10, retiring 16 of 18 batters and striking out seven...Following the season, was ranked by **Baseball America** as the Red Sox No. 3 prospect, the No. 2 pitcher, and as having the best slider in the system for the second straight season.
- ◆ **2007** Reported to the Lowell Spinners of the Class A New York-Penn League after signing his first professional contract with the Red Sox on 7/1...Set a franchise record by twirling 23.0 consecutive scoreless innings to finish the season, breaking RHP Matt Kinney's mark of 18.0 innings in 1996...Did not surrender a run over that nine-start stretch 7/24-9/5 after being roughed up in his pro debut, allowing five runs on six hits and a walk while fanning one over 1 1/3 innings at the Aberdeen IronBirds 7/18... Selected by the Boston Red Sox with their first pick (sandwich round between first and second rounds, No. 55 overall) in the 2007 First-Year Player Draft.

HAGADONE'S FAVORITES

- Favorite Movie:** Gladiator
- Favorite Group/Artist:** Macklemore
- Favorite Teams:** Seattle Mariners
- Favorite Athlete:** Ken Griffey, JR
- Favorite Thing to do Away From Baseball:**
Spend time w/Family
- Favorite TV Show:** Entourage
- People Who Most Influenced:** Parents (Mike & Alison)

Personal/Miscellaneous

Full name **NICHOLAS MICHAEL HAGADONE** (pronounced hag-ah-donn)...Married, Pesarakphorn...One daughter, Haylee...He was drafted by the Seattle Mariners in the 36th round of the 2004 June Draft (did not sign) out of Sumner HS (WA) where he played baseball and football (QB)...Attended the University of Washington and played three years of baseball for the Huskies...Named First-Team All-Pac-10 his junior season in 2007 after going 6-1 with 11 saves and a 2.77 ERA (68.1IP, 62H, 21ER, 72K, .235AVG) in 25 games (2 starts)...Began the season as a starter but spent most of the year as the Huskies closer...As a sophomore in 2006, combined with Tim Lincecum on a no-hitter vs. Santa Clara (pitched the final three innings of that game)...As the 55th overall pick, Hagadone became the fourth-highest selection ever for a player out of UW...Father played football at Idaho and mother was a volleyball player at Montana State... 2013 TribeFest participant.

HAGADONE'S CAREER GAME HIGHS

BB's: 4, June 16, 2012 vs. Pittsburgh; **K's:** 3, 2x, last on May 8, 2012 vs. Chicago-AL; **LONGEST OUTING:** 2.0IP, 2x, last May 5, 2012 vs. Texas; **WINNING STREAK:** 2 games, September 24, 2011-June 19, 2012 (current); **LOSING STREAK:** N/A; **SAVE STREAK:** 1, May 7, 2012; **HR:** 1, 4x; **LAST WIN:** June 19, 2012 vs. Cincinnati; **LAST SAVE:** May 7, 2012 vs. Chicago-AL (day); **SCORELESS OUTINGS:** 6, April 28-May 10, 2012 (7.0IP).



Trey Haley

69

Age: 22, June 21, 1990 in Nacogdoches, Texas

Resides: San Augustine, Texas **Position:** Pitcher

Bats: R **Throws:** R **Height:** 6-4 **Weight:** 205

ML Service: 0 + 000

Contract Status (options remaining): Signed thru 2013 (3)

Acquired: Selected by Cleveland in the 2nd round (76th overall) of the 2008 First-Year Player Draft.

| YEAR | CLUB | W-L | ERA | G | GS | CG | SHO | SV | IP | H | R | ER | HR | HB | BB | SO | WP | BK | OPPONENTS | | |
|--------------------------|-----------------|--------------|-------------|------------|-----------|----------|----------|----------|--------------|------------|------------|------------|-----------|-----------|------------|------------|-----------|----------|-------------|-------------|-------------|
| | | | | | | | | | | | | | | | | | | | AVG | SLG | OBP |
| 2008 | GCL Indians | 0-0 | 0.00 | 1 | 1 | 0 | 0 | 0 | 1.0 | 0 | 0 | 0 | 0 | 0 | 1 | 1 | 1 | 0 | .000 | .000 | .200 |
| | Mahoning Valley | 0-1 | 54.00 | 2 | 1 | 0 | 0 | 0 | 1.1 | 4 | 8 | 8 | 0 | 1 | 6 | 1 | 0 | 0 | .571 | .714 | .733 |
| 2009 | Lake County | 4-8 | 5.56 | 19 | 16 | 0 | 0 | 0 | 77.2 | 70 | 55 | 48 | 6 | 8 | 65 | 57 | 16 | 0 | .241 | .344 | .391 |
| 2010 | Lake County | 5-11 | 5.97 | 27 | 26 | 0 | 0 | 0 | 116.0 | 122 | 95 | 77 | 13 | 13 | 86 | 97 | 14 | 0 | .277 | .434 | .406 |
| 2011 | Lake County | 0-0 | 2.84 | 8 | 2 | 0 | 0 | 1 | 12.2 | 5 | 4 | 4 | 0 | 2 | 8 | 17 | 5 | 1 | .125 | .175 | .300 |
| | AZL Indians | 0-0 | 0.00 | 2 | 1 | 0 | 0 | 0 | 3.0 | 0 | 0 | 0 | 0 | 0 | 0 | 4 | 0 | 0 | .000 | .000 | .000 |
| 2012 | Kinston | 1-1 | 3.77 | 19 | 0 | 0 | 0 | 1 | 28.2 | 25 | 14 | 12 | 1 | 3 | 17 | 27 | 4 | 0 | .240 | .308 | .363 |
| | Carolina | 0-0 | 1.04 | 12 | 0 | 0 | 0 | 2 | 17.1 | 8 | 4 | 2 | 0 | 4 | 6 | 16 | 6 | 0 | .133 | .167 | .257 |
| | AZL Indians | 1-0 | 7.50 | 4 | 0 | 0 | 0 | 0 | 6.0 | 8 | 5 | 5 | 0 | 0 | 2 | 10 | 3 | 0 | .320 | .400 | .370 |
| | Akron | 3-1 | 1.76 | 9 | 0 | 0 | 0 | 0 | 15.1 | 10 | 5 | 3 | 0 | 3 | 11 | 23 | 2 | 0 | .189 | .264 | .358 |
| Minor Lge. Totals | | 14-22 | 5.13 | 103 | 47 | 0 | 0 | 4 | 279.0 | 252 | 190 | 159 | 20 | 34 | 202 | 253 | 51 | 1 | .244 | .357 | .382 |

CAREER TRANSACTIONS

2008 Selected by the Cleveland Indians in the 2nd round of the June draft (76th overall), Signed on 8/14.

2012 Season Highlights

- ◆ Opened the season at Class-A Carolina, going 0-0 with a save and a 1.26 ERA in 9 relief outings (14.1IP, 7H, 4R/2ER, 14K, .140AVG) before being shutdown with continued right groin soreness on May 23 after being limited to just 29 games the year before with similar issues...Underwent surgery to repair a sports hernia on June 5 and returned to rehab games in Arizona on July 14...Had 4 outings for AZL Indians before being sent to Carolina on July 27, making 3 appearances (3.0IP, 1H, 0R) before being elevated to AA Akron on August 4, where he remained for the rest of the season...Added to the 40-man roster on Nov. 20...Named 15th best prospect in org entering 2013 according to **Baseball America**.
- ◆ With Akron he allowed earned runs in just 3 of 9 outings, working a season-high 3.0 scoreless innings (1H, 4K) on August 16 at Harrisburg...Went 2.0 or more innings in 5 of his 9 outings with Akron and limited Eastern League hitters to a .189 (10-53) average against, including a mark of .138 (4-29) by right-handed hitters and a .148 (4-27) mark with RISP...Did not allow an earned run in his 2 Eastern League playoff outings (2.2IP, 3H, 1R/0ER, 5K)...Combined on the year he was 4-1-2 w/a 2.33 ERA in 25 games (38.2IP, 26H, 10ER, 19BB, 49K)...After the season made 8 relief appearances in the Arizona Fall League for the Scottsdale Scorpions (1.64ERA, 11.0IP, 2H, 2R/ER, 4BB, 3K, .065AVG).

Pro Career

- ◆ **2011** Combined 1-1 w/a 3.25 ERA in 29 games/3 starts (44.1IP, 30H, 16ER, 25BB, 48K) for Lake County, Kinston and the AZL Indians...Began the year in the Lake County rotation for the 3rd straight season and was converted to relief after 2 starts...Missed most of June and July with groin soreness...Finished the year in Class-A Kinston in the bullpen where he limited batters to a .240 average against.
- ◆ **2010** Named to the Midwest League All-Star Team...Walked 86 batters in 116.0IP and had a pair of 8-walk games... Lefties hit .241 off him for the season.

Personal/Miscellaneous

Full name **CURTIS RICHARD HALEY III (Trey)**...Single...Haley attended Central Heights High School in Nacogdoches, Texas after signing a letter of intent to pitch and study at Rice University...Was 8-2 w/a 1.55 ERA in 13 games (50IP, 23H, 34BB, 98K) during his spring season this year at Central Heights...Entered the 2008 First-Year Player Draft Haley ranked as the 33rd best high school pitching prospect by **Baseball America**...Attended San Augustine High School during his first three years...His brother, Hunter, is a freshman with the baseball program at the University of Oklahoma.



Luis Hernandez

20

Age: 28, born June 26, 1984 in Quibor, Venezuela

Resides: Quibor, Venezuela

Position: Infielder

Bats: S

Throws: R

Height: 5-10

Weight: 190

ML Service: 1 + 099

Contract Status: Signed thru 2013

Acquired: November 8, 2012; Signed by Cleveland to a minor league free agent contract.

| YEAR CLUB | AVG | G | AB | R | H | 2B | 3B | HR | RBI | SH | SF | HB | BB | SO | SB | CS | SLG | OBP | OPS | E |
|-------------------|------|------|------|-----|------|-----|----|----|-----|----|----|----|-----|-----|----|----|-------|------|-------|-----|
| 2001 DSL Braves | .209 | 68 | 253 | 39 | 53 | 8 | 4 | 1 | 18 | 4 | 1 | 5 | 23 | 33 | 24 | 10 | .285 | .287 | .572 | -- |
| 2002 GCL Braves | .254 | 53 | 201 | 34 | 51 | 8 | 4 | 0 | 20 | 1 | 0 | 4 | 19 | 29 | 11 | 6 | .333 | .330 | .664 | 3 |
| 2003 Rome | .231 | 111 | 337 | 27 | 78 | 4 | 1 | 2 | 25 | 18 | 0 | 2 | 24 | 42 | 7 | 3 | .267 | .287 | .554 | 20 |
| 2004 Myrtle Beach | .271 | 117 | 402 | 49 | 109 | 23 | 4 | 6 | 45 | 10 | 2 | 5 | 16 | 70 | 8 | 6 | .393 | .306 | .699 | 12 |
| 2005 GCL Braves | .250 | 1 | 4 | 1 | 1 | 0 | 0 | 1 | 1 | 0 | 0 | 0 | 0 | 2 | 0 | 0 | 1.000 | .250 | 1.250 | 1 |
| Mississippi | .243 | 122 | 415 | 47 | 101 | 12 | 5 | 2 | 32 | 6 | 3 | 4 | 41 | 56 | 5 | 5 | .311 | .315 | .626 | 21 |
| 2006 Richmond | .192 | 19 | 73 | 3 | 14 | 4 | 0 | 1 | 5 | 1 | 0 | 0 | 0 | 8 | 0 | 1 | .288 | .192 | .479 | 3 |
| Mississippi | .268 | 104 | 380 | 39 | 102 | 12 | 4 | 1 | 29 | 7 | 3 | 3 | 20 | 46 | 4 | 4 | .329 | .308 | .637 | 15 |
| 2007 Norfolk | .273 | 9 | 33 | 4 | 9 | 0 | 0 | 0 | 3 | 1 | 0 | 0 | 0 | 5 | 0 | 0 | .273 | .273 | .545 | 0 |
| Bowie | .242 | 92 | 364 | 42 | 88 | 15 | 6 | 0 | 37 | 6 | 4 | 1 | 18 | 50 | 6 | 5 | .316 | .276 | .592 | 12 |
| Baltimore | .290 | 30 | 69 | 5 | 20 | 2 | 0 | 1 | 7 | 1 | 0 | 0 | 1 | 10 | 2 | 2 | .362 | .300 | .662 | 3 |
| 2008 Baltimore | .241 | 36 | 79 | 9 | 19 | 1 | 0 | 0 | 3 | 2 | 0 | 7 | 11 | 2 | 0 | 0 | .253 | .295 | .549 | 3 |
| Norfolk | .185 | 57 | 205 | 18 | 38 | 7 | 0 | 0 | 11 | 3 | 0 | 0 | 8 | 27 | 2 | 2 | .220 | .216 | .435 | 6 |
| 2009 Omaha | .303 | 55 | 198 | 24 | 60 | 10 | 0 | 1 | 26 | 7 | 1 | 1 | 16 | 17 | 1 | 3 | .369 | .356 | .725 | 4 |
| Kansas City | .205 | 37 | 73 | 4 | 15 | 1 | 0 | 0 | 4 | 3 | 0 | 1 | 4 | 18 | 1 | 0 | .219 | .256 | .476 | 1 |
| 2010 Binghamton | .298 | 57 | 225 | 28 | 67 | 12 | 4 | 3 | 32 | 1 | 5 | 2 | 16 | 30 | 4 | 4 | .427 | .343 | .769 | 5 |
| Buffalo | .280 | 47 | 189 | 25 | 53 | 10 | 4 | 0 | 12 | 4 | 3 | 2 | 10 | 31 | 2 | 1 | .376 | .319 | .694 | 7 |
| New York(NL) | .250 | 17 | 44 | 4 | 11 | 1 | 0 | 2 | 6 | 0 | 0 | 1 | 2 | 7 | 1 | 0 | .409 | .298 | .707 | 0 |
| 2011 Buffalo | .240 | 121 | 404 | 43 | 97 | 15 | 2 | 6 | 54 | 3 | 4 | 2 | 22 | 73 | 7 | 3 | .332 | .280 | .612 | 12 |
| 2012 Round Rock | .262 | 129 | 519 | 64 | 136 | 23 | 6 | 8 | 70 | 8 | 10 | 5 | 30 | 80 | 9 | 3 | .376 | .303 | .679 | 12 |
| Texas | .000 | 2 | 2 | 0 | 0 | 0 | 0 | 0 | 0 | 0 | 0 | 0 | 0 | 0 | 0 | 0 | .000 | .000 | .000 | 0 |
| Minor Lge. Totals | .252 | 1162 | 4202 | 487 | 1057 | 163 | 44 | 32 | 420 | 80 | 36 | 36 | 263 | 599 | 90 | 56 | .334 | .299 | .633 | 133 |
| CLEVELAND TOTALS. | -- | -- | -- | -- | -- | -- | -- | -- | -- | -- | -- | -- | -- | -- | -- | -- | -- | -- | -- | -- |
| American League | .242 | 105 | 223 | 18 | 54 | 4 | 0 | 1 | 14 | 7 | 2 | 1 | 12 | 39 | 5 | 2 | .274 | .281 | .555 | 7 |
| National League | .250 | 17 | 44 | 4 | 11 | 1 | 0 | 2 | 6 | 0 | 0 | 1 | 2 | 7 | 1 | 0 | .409 | .298 | .707 | 0 |
| M.L. TOTALS | .243 | 122 | 267 | 22 | 65 | 5 | 0 | 3 | 20 | 7 | 2 | 2 | 14 | 46 | 6 | 2 | .296 | .284 | .580 | 7 |

CAREER TRANSACTIONS

- 2000 Signed by the Atlanta Braves as an amateur free agent, 9/16.
- 2006 Selected off waivers by the Baltimore Orioles from the Atlanta Braves, 10/12.
- 2008 Granted Free Agency, 11/3.
- 2008 Signed as a Free Agent with the Kansas City Royals, 11/18.
- 2010 Released by the Kansas City Royals, 1/19.
- 2010 Signed as a Free Agent with the New York Mets, 2/3.
- 2011 Granted Free Agency, 10/14.
- 2011 Signed as a Free Agent with the Texas Rangers, 11/30.
- 2012 Granted Free Agency, 10/12.
- 2012 Signed as a Free Agent with the Cleveland Indians, 11/8.

FIELDING BY POSITION

| PCT | G | PO | 2012 | | | | PCT | G | PO | CAREER | | | | |
|-------|----|----|------|----|----|----|--------|------|-----|--------|-----|-----|-----|----|
| | | | A | E | TC | DP | | | | A | E | TC | DP | |
| -- | -- | -- | -- | -- | -- | -- | 1.000 | 25 | 27 | 51 | 0 | 78 | 10 | |
| -- | 1 | -- | -- | -- | -- | -- | 1.000 | 8 | 4 | 2 | 0 | 6 | 0 | |
| 1.000 | 1 | 2 | 1 | 0 | 3 | 0 | .977 | 81 | 108 | 189 | 7 | 304 | 51 | |
| -- | -- | -- | -- | -- | -- | -- | -- | 1 | 0 | 0 | 0 | 0 | 0 | |
| 1.000 | 2 | 2 | 1 | 0 | 3 | 0 | Totals | .982 | 115 | 139 | 242 | 7 | 388 | 61 |

2012 Season Highlights

- ◆ Spent most of the 2012 season at Triple-A Round Rock (Texas Rangers) where he hit .262 (136-519) with 23 doubles, 6 triples, 8 homers and 70 RBI in 129 games. He appeared in 113 games at shortstop and 15 games at second base and recorded a season fielding pct. of .981 (12E, 627TC). The Quibor, Venezuela native also appeared in 2 games with Texas from August 24-27 when Michael Young went on the Paternity List (0-for-2).
- ◆ Hit in 16 straight games from August 4-20 and from August 1 thru the end of the season he hit .359 (42-117) with 10 2B, 3 3B, 1HR & 23 RBI in 27 games after hitting .390 (41-105) in August with a .958 OPS...Hit .302 (55-182) in the 2nd half with 3 HR & 31 RBI...Hit .270 (96-355) off RHP with 15 2B, 6 3B, 5HR & 56 RBI and .304 (72-237) with runners on base.... Played for Aragua in the VZWL after the season, hitting .375 (39-104) with 11 2B, 13RBI and a .875OPS in 27 games.

Pro Career


- ◆ **2011** Spent the 2011 campaign with Triple-A Buffalo in the Mets organization...Was outrighted off the 40-man roster on 3/30 and assigned to Buffalo...Played 90 games/86 starts at second base, 21 G/20 starts at short, the first time in his career where shortstop was not his primary position...Was hitting as low as .196 (29-148) through 6/5, but hit .266 (68-256) over his final 76 contests beginning 6/6...Had 3 different games of season-high 5 RBI...
- ◆ **2010** Had his contract selected from Buffalo (AAA) on 8/27 and hit .250 (11-44) with 2 HR and 6 RBI in 17 games with New York-NL...His final at-bat of the season for the Mets was a memorable one...Fouled a ball off his right foot against Atlanta's Tim Hudson on 9/18 leading off the 6th inning...Hit a home run on the next pitch...After the game it was revealed he had broken a bone in the foot, ending his season...Had surgery on 9/21 to repair a fractured right metatarsal, surgery performed by Dr. Jonathan Deland at the Hospital for Special Surgery...Had 9 starts at second base and 2 at short for Mets, also appeared in 2 games at third...His 3 hits 9/5 at Chicago-NL matched career best... Opened the year with 57 games with Binghamton (AA) and 47 with Buffalo (promoted to Triple-A 7/1)...Was designated for assignment by KC on 1/8, released on 1/19, and signed minors deal with Mets on 2/7.
- ◆ **2009** Split season between Kansas City and Omaha (AAA)...Had 2 stints with K.C.: 5/2-7/6 and 9/6-end of season... Batted .205 (15-73) in career-high 37 games for the Royals.
- ◆ **2008** Made his first and only career Opening Day roster, breaking camp with Baltimore...Appeared in 36 games for the O's before being DFA'd on 6/2...Spent the remainder of the season at Norfolk (AAA) of the International League.
- ◆ **2007** Made his major league debut with the Orioles entering game as a defensive replacement at shortstop 7/8 at Texas...Collected his first big league hit, a double 7/12 vs. Chicago-AL (off Dewon Day)...Recorded his first career major league home run on 9/27 vs. Toronto (Brian Tallet).
- ◆ **2006** Claimed off waivers by Baltimore on 10/12 after combining to bat .256 (116-453) with 2 HR and 34 RBI over 123 games with Mississippi (AA) and Richmond (AAA) in his last season in Braves organization.
- ◆ **2004** Led all Carolina League shortstops with a .977 fielding pct. for Myrtle Beach (High-A).

HERNANDEZ' CAREER GAME HIGHS

HITS: 3, 2x, last September 5, 2010 vs. Chicago(NL); **RUNS:** 2, April 29, 2008 vs. Tampa Bay; **DOUBLES:** 1, 5x; **HR:** 1, 3x, last Sept 18, 2010 at Atlanta; **RBI:** 2, 4x; **BB:** 1, 14x; **SB:** 1, 6x; **HITTING STREAK:** 7 games, July 17-August 4, 2007; **GRAND SLAMS:** n/a..

Personal/Miscellaneous

Full name **LUIS ARMANDO HERNANDEZ (MENDOZA)**...Graduated from Unidad Educativa Altigracia in Quibor, Venezuela...Played soccer and baseball.



Frank Herrmann

56

Age: 28, born May 30, 1984 in Rutherford, NJ

Resides: Manhattan Beach, CA

Position: Pitcher

Bats: L

Throws: R

Height: 6-4

Weight: 220

ML Service: 1 + 147

Contract Status (options remaining): Signed thru 2013 (1)

Acquired: August 14, 2005; Signed by Cleveland to a minor league non-drafted free agent contract.

| YEAR | CLUB | W-L | ERA | G | GS | CG | SHO | SV | IP | H | R | ER | HR | HB | BB | SO | WP | BK | OPPONENTS | | |
|-------------------|-------------|-------|-------|-----|----|----|-----|----|-------|-----|-----|-----|----|----|-----|-----|----|----|-----------|------|------|
| | | | | | | | | | | | | | | | | | | | AVG | SLG | OBP |
| 2006 | Lake County | 4-6 | 3.90 | 26 | 26 | 0 | 0 | 0 | 122.1 | 122 | 61 | 53 | 8 | 17 | 47 | 89 | 5 | 0 | .261 | .365 | .349 |
| 2007 | Kinston | 11-5 | 4.01 | 26 | 26 | 3 | 0 | 0 | 146.0 | 163 | 75 | 65 | 15 | 11 | 28 | 88 | 2 | 1 | .285 | .435 | .327 |
| 2008 | Kinston | 0-0 | 11.81 | 1 | 1 | 0 | 0 | 0 | 5.1 | 8 | 7 | 7 | 1 | 0 | 1 | 4 | 1 | 0 | .333 | .542 | .360 |
| | Akron | 11-6 | 4.10 | 23 | 23 | 0 | 0 | 0 | 131.2 | 142 | 70 | 60 | 9 | 3 | 36 | 86 | 6 | 0 | .275 | .397 | .322 |
| 2009 | Buffalo | 0-2 | 1.38 | 2 | 2 | 0 | 0 | 0 | 13.0 | 11 | 3 | 2 | 1 | 0 | 6 | 14 | 0 | 0 | .239 | .370 | .327 |
| | Akron | 2-1 | 2.93 | 5 | 5 | 0 | 0 | 0 | 30.2 | 27 | 11 | 10 | 4 | 0 | 5 | 12 | 2 | 0 | .243 | .387 | .271 |
| 2010 | Columbus | 2-3 | 2.96 | 44 | 0 | 0 | 0 | 2 | 76.0 | 83 | 33 | 25 | 3 | 2 | 13 | 50 | 4 | 0 | .279 | .372 | .311 |
| | CLEVELAND | 3-0 | 0.31 | 19 | 0 | 0 | 0 | 2 | 28.2 | 15 | 1 | 1 | 0 | 0 | 8 | 22 | 1 | 0 | .156 | .167 | .221 |
| 2011 | CLEVELAND | 0-1 | 4.03 | 40 | 0 | 0 | 0 | 1 | 44.2 | 48 | 22 | 20 | 6 | 2 | 9 | 24 | 2 | 0 | .276 | .460 | .316 |
| | Columbus | 4-0 | 5.11 | 40 | 0 | 0 | 0 | 0 | 56.1 | 71 | 35 | 32 | 7 | 0 | 16 | 34 | 1 | 0 | .302 | .464 | .347 |
| 2012 | CLEVELAND | 0-0 | 5.91 | 9 | 0 | 0 | 0 | 0 | 10.2 | 13 | 7 | 7 | 1 | 0 | 4 | 12 | 1 | 0 | .310 | .405 | .354 |
| | CLEVELAND | 2-2 | 4.78 | 42 | 0 | 0 | 0 | 8 | 52.2 | 58 | 31 | 28 | 8 | 1 | 15 | 58 | 4 | 0 | .282 | .466 | .329 |
| | CLEVELAND | 0-0 | 2.33 | 15 | 0 | 0 | 0 | 0 | 19.1 | 12 | 5 | 5 | 1 | 0 | 4 | 14 | 0 | 0 | .179 | .313 | .225 |
| Minor Lge. Totals | | 35-25 | 3.76 | 197 | 83 | 3 | 0 | 12 | 617.0 | 642 | 299 | 258 | 50 | 34 | 163 | 435 | 26 | 1 | .270 | .394 | .323 |
| CLEVELAND TOTALS | | 4-1 | 4.26 | 95 | 0 | 0 | 0 | 1 | 120.1 | 131 | 62 | 57 | 14 | 2 | 29 | 72 | 3 | 0 | .275 | .441 | .319 |
| American League | | 4-1 | 4.26 | 95 | 0 | 0 | 0 | 1 | 120.1 | 131 | 62 | 57 | 14 | 2 | 29 | 72 | 3 | 0 | .275 | .441 | .319 |
| National League | | -- | -- | -- | -- | -- | -- | -- | -- | -- | -- | -- | -- | -- | -- | -- | -- | -- | -- | -- | -- |
| M.L. TOTALS | | 4-1 | 4.26 | 95 | 0 | 0 | 0 | 1 | 120.1 | 131 | 62 | 57 | 14 | 2 | 29 | 72 | 3 | 0 | .275 | .441 | .319 |

CAREER TRANSACTIONS

2005 Signed by the Cleveland Indians as a free agent, 8/14.

FIELDING BY POSITION

| PCT | 2012 | | | | | | PCT | CAREER | | | | | | |
|-------|------|----|---|---|----|----|---------|--------|----|---|---|----|----|---|
| | G | PO | A | E | TC | DP | | G | PO | A | E | TC | DP | |
| 1.000 | 15 | 0 | 1 | 0 | 1 | 0 | Pitcher | 1.000 | 95 | 0 | 8 | 0 | 8 | 0 |

PITCHERS HITTING

| AVG | 2012 | | | | AVG | CAREER | | | |
|-----|------|---|----|-----|------|--------|---|----|-----|
| | AB | H | HR | RBI | | AB | H | HR | RBI |
| - | - | - | - | - | .000 | 1 | 0 | 0 | 0 |

2012 Season Highlights

- ◆ Spent most of the campaign at Triple-A Columbus where he was 2-2 with 8 saves and a 4.78 ERA in a team-best 42 relief appearances (52.2IP, 58H, 28ER, 15BB, 58K, .282AVG)...Addition of a knuckle/spike curve ball at mid-season jump-started his campaign...Averaged 9.9 strikeouts per 9.0IP for the Clippers and enjoyed scoreless outings in 8 of his final 10 outings with the Clip Show....Was with the Indians over two stints , August 7-22, and September 2nd thru the end of the season...Went 0-0 with a 4.76 ERA in 4 relief outings (5.2IP, 5H, 3R/ER, .238AVG) over his first stint and appeared in 11 games in Sept/Oct with the Tribe.
- ◆ With the Indians he limited batters to a .179 (12-67) average against, including a mark of .115 (3-26) with runners on base and a .115 (2-19) mark with runners in scoring position, which was good enough for 4th-lowest among AL relievers according to **Stats LLC** despite just 15 big league outings...11 of his 15 outings with Cleveland were scoreless on the year, including his last 8 in a row to establish a new career-high from Sept 14-Oct 3 (9.2IP, 3H, 0R, 7K, .100AVG)

Pro Career

- ◆ **2011** Spent most of the season in the Indians bullpen around four stints in the Major Leagues...Opened the season on the Major League roster and was optioned to AAA Columbus on 4/13 and was with Cleveland from 4/28-30, 5/10-11 and 5/20 thru the end of the season...Struck out an Indians 2011 relief-high and career most 5 White Sox on opening day, 4/1, in relief of Roberto Hernandez...Worked career-high 4.0 perfect innings in 16.0 inning victory (his 4th win) on 8/31 vs. Oakland...Longest perfect relief outing by an Indians pitcher since Jake Westbrook in 2004 (7.0IP)...Earned his first Major League win on 7/2 at Cincinnati (3.0IP, 1H, 0R)...ERA in June was 0.93 (9.2IP, 10H, 2R/1ER)...Over his last 6 games ERA was 1.35 (6.2IP, 7H, 1ER) that took his ERA from 5.62 to 5.11...LHH had a 1.036OPS vs. a .596 OPS for right-handed batters.
- ◆ **2010** Made his first appearance at the Major League level after being signed as a non-drafted free agent in 2005 after attending Harvard University...Spent the first two months of the season at AAA Columbus he went 3-0 with 2 saves and a 0.31 ERA (28.2IP, 15H, 1R/ER, 8BB, 22K) in 19 appearances out of the bullpen for the Clippers...After allowing a run in his first appearance of the season on 4/8, he did not allowed a run in his last 27.1 innings (18 app.) and after 4/30, he struck out 16 and walked just 3 in 18.2 IP (11G, 8H, 0R)...On the year at Triple-A, Herrmann limited AAA hitters to a .156 (15-89) average against...Contract was purchased by Cleveland on 6/4...Made his Major League debut at Chicago-AL on 6/4 (1.1IP, 0H, 0R, 1K)...Did not allow a run over his first 7 Major League outings (6.1IP) and thru his first 21 games thru 7/28 his ERA was 2.57 (21.0IP, 20H, 6ER) to extend his scoreless innings streak from Triple-A to Cleveland to 34.0IP over 25 games from 4/8-6/19...From 7/29 thru the end of the season he went 0-1 w/a 5.32 ERA in 19 games (23.2IP, 28H, 14ER)...Earned first Major League save on 7/1 vs. Toronto (0.2IP)...ERA in Sept/Oct. was 3.38 (8.0IP, 8H, 3ER).
- ◆ **2009** Began the year at AA Akron where he was 2-1 w/a 2.93 ERA in 5 starts (30.2IP, 27H, 10ER, 12K, .243avg)...Promoted to AAA Columbus on 5/5 and was converted to a relief role for the first time in his career...ERA over his last 35 appearances was 2.53 (57.0IP, 62H, 16ER, 11BB, 41K, 2HR) from 6/1 thru the end of the season...Combined on the year he was 4-4 w/a 2.95 ERA in 49 games/5GS (106.2IP, 110H, 35ER, 7HR, 18BB, 62K).
- ◆ **2007** Led the Carolina League in CG and was T4th in starts (26)...Led the Indians PD system in CG, was 3rd in IP, 4th in winning % (.688, 11-5) and 8th in ERA (4.01)...Named to the Carolina League all-star team.

Personal/Miscellaneous

Full name **FRANK JOSEPH HERRMANN**...Married, Johanna...Grew up in Rutherford, NJ...Attended Montclair Kimberley Academy where he played football, baseball and basketball...Was a standout football player (QB/Safety) and was recruited by several Big East and Ivy League schools to play football...Opted to attend Harvard and originally planned to play both sports before settling on baseball...Played 3 years at Harvard, going 5-2 w/a 4.34 ERA in 12 games/9GS during his junior year (3CG, 58.0IP, 54H, 28ER, 47K) of 2005...Played for Berkshire in the New England Collegiate Baseball League in summer of 2004...Earned a degree in economics from Harvard in the fall of 2006...16 players have now reached the big leagues from Harvard, the last before Frank was Jeff Musselman in 1990...Frank's a participant in the 2010 CIC Celebrity Golf Classic and the annual Tyson Food Distribution event...He and his wife, Johanna, participated in the first annual Puppypalooza event at Progressive Field.

HERRMANN'S FAVORITES

- Favorite Movie:** Godfather
- Favorite Group/Artist:** Van Morrison
- Favorite Athlete Growing Up:** Derek Jeter
- Favorite Team Growing Up:** NY Giants
- Person Who Has Most Influenced You:** Dad (Frank)
- Favorite Road City:** Seattle
- Favorite Road Stadium:** Target Field
- Favorite TV Show:** Seinfeld

HERRMANN'S CAREER GAME HIGHS

BB's: 2, 6x; **K's:** 5, April 1, 2011 vs. CWS; **LONGEST OUTING:** 4.0IP, August 31, 2011 vs. Oakland; **WINNING STREAK:** 4 games, July 2-August 31, 2011 (current); **LOSING STREAK:** 1G, July 29, 2010 vs. NYY; **HR:** 3, May 25, 2011 vs. Boston; **LAST WIN:** August 31, 2011 vs. Oakland; **CONSECUTIVE SCORELESS APPS:** 8, Sept 14-Oct 3, 2012; **CONSECUTIVE SCORELESS INNINGS:** 11.1IP, June 12-July 7, 2011; **LAST SAVE:** July 1, 2010 vs. Toronto.



T.J. House

70

Age: 23, born September 29, 1989 in Slidell, LA

Resides: Picayune, MS

Position: Pitcher

Bats: R

Throws: L

Height: 6-1

Weight: 205

ML Service: 0 + 000

Contract Status (options remaining): Signed thru 2013 (3)

Acquired: Selected by Cleveland in the 16th round (501st overall) of the 2008 First-Year Player Draft.

| YEAR | CLUB | W-L | ERA | G | GS | CG | SHO | SV | IP | H | R | ER | HR | HB | BB | SO | WP | BK | OPPONENTS | | |
|--------------------------|-------------|--------------|-------------|------------|------------|----------|----------|----------|--------------|------------|------------|------------|-----------|-----------|------------|------------|-----------|----------|------------|-------------|-------------|
| | | | | | | | | | | | | | | | | | | | AVG | SLG | OBP |
| 2009 | Lake County | 6-11 | 3.15 | 26 | 26 | 0 | 0 | 0 | 134.1 | 127 | 56 | 47 | 8 | 3 | 49 | 109 | 8 | 1 | 250 | .357 | .318 |
| 2010 | Kinston | 6-10 | 3.91 | 27 | 26 | 0 | 0 | 0 | 135.2 | 135 | 74 | 59 | 7 | 6 | 61 | 106 | 10 | 1 | 264 | .387 | .345 |
| 2011 | Kinston | 6-12 | 5.19 | 25 | 24 | 1 | 1 | 0 | 130.0 | 133 | 85 | 75 | 12 | 6 | 66 | 89 | 8 | 0 | 269 | .408 | .357 |
| 2012 | Carolina | 2-0 | 1.44 | 4 | 4 | 0 | 0 | 0 | 25.0 | 17 | 9 | 4 | 1 | 3 | 6 | 26 | 2 | 0 | 189 | .278 | .263 |
| | Akron | 8-5 | 3.98 | 23 | 23 | 1 | 1 | 0 | 124.1 | 114 | 59 | 55 | 7 | 7 | 44 | 90 | 2 | 1 | 246 | .343 | .319 |
| Minor Lge. Totals | | 28-38 | 3.93 | 105 | 103 | 2 | 2 | 0 | 549.1 | 526 | 283 | 240 | 35 | 25 | 226 | 420 | 30 | 3 | 254 | .370 | .332 |

CAREER TRANSACTIONS

2008 Selected by the Cleveland Indians in the 16th round of the June draft (501st overall).

2012 Season Highlights

- ◆ Spent the 2012 season between Class-A Carolina and Class-AA Akron where he went a combined 10-5 with 3.56 ERA in 27 starts (149.1IP, 131H, 59ER, 50BB, 116K, .236AVG) and yielded just 8 home runs in 149.1 innings of work...He finished 4th among Indians farmhands in innings, tied for 3rd in wins and 3rd in strikeouts...Completed a stint in the Arizona Fall League for Scottsdale after the season, going 3-1 with a 3.00 ERA in 6 starts (27.0IP, 20H, 9R/ER, 9BB, 26K, .208AVG)...Added to the 40-man roster on November 20.
- ◆ Spent April with the Carolina Mudcats before being elevated to AA Akron on April 30, spending the rest of the season in the starting rotation...Tossed a 7.0 inning, 2-hit CG shutout on June 20 vs. Binghamton...Over his 10 second half starts with the Aeros he was 3-3 w/a 3.61 ERA (52.1IP, 45H, 21ER, 18BB, 45K)...Fanned 9 in 7.0IP on August 2 at Portland...Allowed just 1 hit in 6.0IP with 1BB/6K on July 22 at Richmond...Lefties hit .243 off him at Akron, right-handed hitters batted only .246.

Pro Career

- ◆ **2011** Spent the season at A Kinston...Lost his last 6 decisions from 7/16 thru the end of the season...Tossed a 7.0IP, 1-hit CG/shutout on 6/13 vs. Salem and went 3-1 w/a 2.01 ERA in 5 June starts (31.1IP, 16H, 7ER)...Struck out 15 batters in 11.1IP over his last 2 starts...RHH hit .263 off him.
- ◆ **2010** Spent season at Kinston at age 20... - Ranked T3rd in the Carolina League in starts (26), 5th in innings pitched (135.2) and 8th in ERA (3.91)...RHH batters hit .248 off him.
- ◆ **2009** Spent season at Class-A Lake County in his first year of pro ball... Ranked T4th in the South Atlantic League in starts (26)... Ranked 4th in the Indians Player Development System in ERA (3.15).

Personal/Miscellaneous

Full name **GLENN ANTHONY HOUSE, JR.**...Single...Pitched varsity at Picayune High School (MS) starting in the 8th grade...Member of the 2007 USA Baseball Junior National team that won a bronze medal in the PanAm Games in Ixtapa, Mexico...Committed to the Tulane Green Wave out of high school prior to signing with the Indians...As a senior in high school he went 7-2 with a 0.89 ERA and had 99 strikeouts and 25 walks...Named top amateur player in state of Mississippi entering draft by **Baseball America**...Member of HS swim team and helped them win a state championship in 2006... Father's nickname growing up was "Tiger" and he earned the nickname "T.J." growing up.



David Huff

31

Age: 28, born August 22, 1984 in San Diego, CA

Resides: Huntington Beach, CA **Position:** Pitcher

Bats: S **Throws:** L **Height:** 6-2 **Weight:** 215

ML Service: 1 + 166

Contract Status (options remaining): Signed thru 2013 (0)

Acquired: Selected by Cleveland in the "Sandwich" round (39th overall) between the 1st/2nd rounds of the 2006 First-Year Player Draft.

| YEAR | CLUB | W-L | ERA | G | GS | CG | SHO | SV | IP | H | R | ER | HR | HB | BB | SO | WP | BK | OPPONENTS | | |
|--------------------------|-----------------|--------------|-------------|------------|------------|----------|----------|----------|--------------|------------|------------|------------|-----------|-----------|------------|------------|-----------|----------|-------------|-------------|-------------|
| | | | | | | | | | | | | | | | | | | | AVG | SLG | OBP |
| 2006 | Mahoning Valley | 0-1 | 5.87 | 4 | 4 | 0 | 0 | 0 | 7.2 | 9 | 5 | 5 | 0 | 1 | 7 | 8 | 1 | 0 | .300 | .333 | .447 |
| 2007 | Kinston | 4-2 | 2.72 | 11 | 11 | 0 | 0 | 0 | 59.2 | 57 | 23 | 18 | 4 | 1 | 15 | 46 | 2 | 0 | .251 | .379 | .298 |
| 2008 | Buffalo | 6-4 | 3.01 | 16 | 16 | 0 | 0 | 0 | 80.2 | 68 | 31 | 27 | 8 | 3 | 15 | 81 | 3 | 0 | .224 | .350 | .268 |
| | Akron | 5-1 | 1.92 | 11 | 10 | 1 | 1 | 0 | 65.2 | 44 | 17 | 14 | 5 | 1 | 14 | 62 | 1 | 0 | .189 | .296 | .237 |
| 2009 | Cleveland | 5-1 | 4.35 | 7 | 7 | 0 | 0 | 0 | 39.1 | 35 | 19 | 19 | 5 | 0 | 16 | 32 | 1 | 0 | .241 | .469 | .315 |
| | CLEVELAND | 11-8 | 5.61 | 23 | 23 | 0 | 0 | 0 | 128.1 | 159 | 82 | 80 | 16 | 1 | 41 | 65 | 1 | 0 | .301 | .483 | .351 |
| 2010 | Columbus | 8-2 | 4.36 | 12 | 12 | 0 | 0 | 0 | 74.1 | 84 | 37 | 36 | 8 | 2 | 21 | 52 | 3 | 0 | .288 | .452 | .339 |
| | CLEVELAND | 2-11 | 6.21 | 15 | 15 | 1 | 0 | 0 | 79.2 | 101 | 61 | 55 | 14 | 3 | 34 | 37 | 2 | 0 | .310 | .540 | .377 |
| 2011 | CLEVELAND | 2-6 | 4.09 | 11 | 10 | 0 | 0 | 0 | 50.2 | 55 | 35 | 23 | 6 | 0 | 17 | 36 | 4 | 0 | .266 | .440 | .317 |
| | Columbus | 9-3 | 3.87 | 18 | 18 | 0 | 0 | 0 | 107.0 | 111 | 52 | 46 | 10 | 2 | 30 | 66 | 2 | 0 | .264 | .411 | .316 |
| 2012 | Akron | 0-0 | 0.00 | 1 | 1 | 0 | 0 | 0 | 4.0 | 1 | 0 | 0 | 0 | 0 | 1 | 3 | 0 | 0 | .083 | .083 | .154 |
| | Columbus | 7-6 | 4.97 | 24 | 22 | 2 | 1 | 0 | 134.0 | 155 | 78 | 74 | 27 | 2 | 34 | 79 | 7 | 0 | .288 | .500 | .332 |
| | CLEVELAND | 3-1 | 3.38 | 6 | 4 | 0 | 0 | 0 | 26.2 | 30 | 14 | 10 | 5 | 1 | 5 | 19 | 0 | 0 | .280 | .477 | .316 |
| Minor Lge. Totals | | 44-20 | 3.76 | 104 | 101 | 3 | 2 | 0 | 572.1 | 564 | 262 | 239 | 67 | 12 | 153 | 429 | 20 | 0 | .256 | .415 | .307 |
| CLEVELAND TOTALS | | 18-26 | 5.30 | 55 | 52 | 1 | 0 | 0 | 285.1 | 345 | 192 | 168 | 41 | 5 | 97 | 157 | 7 | 0 | .295 | .491 | .349 |
| American League | | 18-26 | 5.30 | 55 | 52 | 1 | 0 | 0 | 285.1 | 345 | 192 | 168 | 41 | 5 | 97 | 157 | 7 | 0 | .295 | .491 | .349 |
| National League | | -- | -- | -- | -- | -- | -- | -- | -- | -- | -- | -- | -- | -- | -- | -- | -- | -- | -- | -- | -- |
| M.L. TOTALS | | 18-26 | 5.30 | 55 | 52 | 1 | 0 | 0 | 285.1 | 345 | 192 | 168 | 41 | 5 | 97 | 157 | 7 | 0 | .295 | .491 | .349 |

CAREER TRANSACTIONS

2006 Selected by the Cleveland Indians as a sandwich pick between the 1st and 2nd rounds (39th overall) of the June draft.
 2012 DL -strained right hamstring, 3/30-4/22...Rehab at AA Akron, April 20-21

FIELDING BY POSITION

| PCT | 2012 | | | | | | | PCT | CAREER | | | | | | |
|-------|------|----|---|---|----|----|---------|-------|--------|----|----|----|----|---|--|
| | G | PO | A | E | TC | DP | G | | PO | A | E | TC | DP | | |
| 1.000 | 6 | 0 | 2 | 0 | 2 | 1 | Pitcher | 1.000 | 55 | 11 | 23 | 0 | 34 | 1 | |

PITCHERS HITTING

| AVG | 2012 | | | | | AVG | CAREER | | | | |
|-----|------|----|----|-----|----|------|--------|----|-----|---|--|
| | AB | H | HR | RBI | AB | | H | HR | RBI | | |
| -- | -- | -- | -- | -- | -- | .000 | 4 | 0 | 0 | 0 | |

2012 Season Highlights

◆ Spent entire Minor League season in the rotation at Triple-A Columbus before spending the last month of the season with the Indians...Went 7-6 with a 4.97 ERA in 24 games/22 starts (2CG, 134.0IP, 155H, 74ER, 34BB, 79K, .288AVG). with Columbus and over his last three starts he was 2-0 with a 2.91 ERA (21.2IP, 19H, 7ER, 14K)...His season did not begin until April 25 after straining his right hamstring in spring training start at Arizona on March 29...Also did not start from May 9-19 after a recurrence of right hamstring soreness...Was on the Major League DL from March 30-April 22 and made one rehab start in AA Akron on April 20 (4.0IP, 1H, 0R) before being activated and optioned on April 23.

- ◆ Was tied for 3rd in the Int'l League with 2 complete games and tossed a 7.0-inning, 4-hit shutout on May 8 at Scranton... Won 3 straight starts, May 8-25...Led the IL with 27 HR allowed and was tied for 4th in ER allowed and tied for 8th in runs allowed...Allowed 46 runs in a combined 60.0 innings in June and July...Over the final month of the season with Cleveland he was 3-1 with a 3.38 ERA in 6 games/4 starts (26.2IP, 30H, 10ER, 5BB, 19K)...Picked up his first career win in relief on Sept 7 at Minnesota (3.1IP, 0H, 0R, 4K), retiring all 10 Twins he faced in just his second career relief appearance...The 4SO equaled a club season-high for 2012 (relief)...Worked another 2.2 scoreless IP in relief on Sept. 12 at Texas to give him 6.0 scoreless relief innings in 2012 with 3 hits allowed and 8 strikeouts.
- ◆ Inserted into the rotation for the final 4 turns of the season in place of Jeanmar Gomez after twice relieving Gomez... Was 2-1 with a 4.35 ERA in those 4 starts (20.2IP, 27H, 10ER), numbers skewed by his final start on the last day of the season on Oct 3 vs. CWS (4.2IP, 9H, 7R/3ER)...Was 2-0 w/a 3.94 ERA in his first 3 starts, Sept 18-28 (16.0IP, 18H, 7ER)...With Cleveland he walked just 1.7 per 9.0IP...Lefties hit .333 with a .942 OPS off him.

Pro Career

- ◆ **2011** Split the season between AAA Columbus and Cleveland after battling for the 5th spot in spring training and showed flashes of being a successful big league starter in the second half...Optioned out of spring training on 3/25 and opened the season in Columbus where he went 9-3 w/a 3.87 ERA in 18 starts (107.0IP, 111H, 46ER, .264AVG)...Won 5 straight starts from 6/8-29 as he was 5-0 with a 2.14 ERA (33.2IP, 26H, 8R/ER, 6BB, 28K)...Struck out a season-high 10 batters on 6/13 at Buffalo... Finished the month of June going 5-0 with a 2.56 ERA (38.2IP, 33H, 11R/ER, 9BB, 32K)... Ranked T3rd in the International League in wins, 10th in innings and 19th in ERA at the time of his 7/18 promotion... Recalled on 7/18 to make his 2011 MLB debut in the day game of a DH at Minnesota and spent virtually the rest of the season with the Major League club...Won his 2011 debut at Minnesota (7.0IP, 5H, 0R, 2BB, 5K), his first win since 5/23/2010 (broke 7GS MLB streak w/o a win)...Went 1-1 with a 0.51 ERA (17.2IP, 13H, 3R/1ER, 4BB, 15K) in 3 Major League starts with the Indians from 7/18-8/2 before being optioned to AAA Columbus on 8/3 to make room for Ubaldo Jimenez...Recalled from AAA Columbus on 8/14 after one additional Triple A start... His scheduled starts of 7/23 and 8/14 were postponed due to rain...Entered the 8/16 game in Chicago as a relief pitcher in the 14th inning and gave up the walk-off hit to Juan Pierre, the only batter he faced in his first career relief appearance... Suffered the loss on 8/20 in Detroit in a season-low 2.1IP (4H, 5R/ER)... Lost 4 straight starts from 9/3-19 (7.11ERA, 19.0IP, 26H, 25R/15ER), over which the offense scored 1 run in three of those starts (averaged 2.8 runs per start for David in 10GS)...Went 0-5 w/a 6.20 ERA in 5 September starts (24.2IP, 34H, 27R/17ER).
- ◆ **2010** Had an up and down season between Cleveland and AAA Columbus as the 2009 Tribe win leader lost 11 of his 15 starts at the Major League level and was T13th in the AL in losses despite just 15 starts...ERA over his first 3 starts his ERA was 3.00 (21.0IP, 13H, 7ER) after tossing his first career CG in his 2nd start (25th career start) on 4/15 vs. Texas (9.0IP, 4H, 2R)...Lost 5 straight starts from 4/21-5/18 (27.0IP, 41H, 22ER, 13BB, 10K)...Went a career-low 2.1IP in his 9th start of 5/29 at NYY (2.1IP, 5H, 3R/ER) after being hit in the side of the head by a line drive off the bat of Alex Rodriguez in the 3rd inning on his 50th pitch of the game...Taken from the field on a stretcher and made his next scheduled start at Detroit on 6/3 (ND, 3.0IP, 6H, 5R/ER)...Optioned to AAA Columbus on 6/21...Won first three Triple-A starts with a 1.45ERA (18.2IP, 19H, 4R/3ER, 5BB, 14K)...Recalled again on 8/2 after Westbrook was traded and made starts on 8/3 at Boston (L#10, 5.1IP, 7H, 3R) and again on 8/8 vs. Minnesota (4.1IP, 6H, 5R/ER, HR)...Major League hitters hit .310 (101-326) off him with 14HR allowed.
- ◆ **2009** Led the team in victories in his first season in the Major Leagues, finished tied for 4th among AL rookie pitchers with 11 wins...Became the first Indians rookie to lead the team in wins since CC Sabathia in 2001 (17) and first rookie double-digit winner since Ryan Drese (10W) in 2002...Also was T8th in innings pitched (128.1), 6th in winning % (.579) and T8th in starts (23) among AL rookie pitchers...Finished the season strong, going 4-1 w/a 2.18 ERA (33.0IP, 28H, 8ER) over his last 5 starts from 8/26 thru the end of the season...Made his Major League debut on 5/17 as his contract was purchased that day...L#1, 3.2IP, 7H, 7R/ER, 4BB, 2K...Picked up his first Major League win in start of 6/7 in Chicago...5.0IP, 4H, 3R/ER, 3BB, 3K...Had 3 straight wins from 6/7-23...Over his last 8GS after 8/8 he was 6-2 w/a 3.59 ERA (47.2IP, 51H, 19ER)...Nine of his 11 wins came in games following an Indians loss.

HUFF'S CAREER GAME HIGHS

NO-HITTER:---; **1-HITTER**:---; **2-HITTER**:---; **3-HITTER**:----; **4-HITTER**: 1, April 15, 2010 vs. Texas; **K's (starter)**: 7, September 24, 2011 vs. Minnesota (D); **K's (relief)**: 4, 2x; **BB's (starter)**: 6, 2x, last June 19, 2010 at PIT; **BB's (relief)**: 1, Sept 12, 2012 vs Texas; **LONGEST START**: 9.0IP, April 15, 2010 vs. Texas; **LONG RELIEF**: 3.1IP, Sept 7, 2012 at Minnesota; **WINNING STREAK**: 3 games, three times, last Sept 7-28, 2012; **LOSING STREAK**: 5 games, two times, last June 8-August 8, 2010; **HR**: 3, 3x, Oct 3, 2012 vs CWS; **SHORTEST START**: 2.1IP, 2x, August 20, 2011 at Detroit; **CG**: April 15, 2010 vs. Texas; **CG SHO**: N/A; **CAREER 10+STRIKEOUT GAMES**: N/A.

- ◆ **2008** Huff enjoyed a breakout year between Akron and Buffalo, putting together a combined 11-5 record with a 2.52ERA (146.1IP, 112H, 41ER, 13HR, 29BB, 143K, .210 AVG) in 27G/26GS...For the year he led all Indians minor league pitchers in ERA, was T4th in wins and was 2nd in K and IP...His combined .210 average against between Akron and Buffalo was the 11th lowest mark among all full-season minor league pitchers...Following the season he was named the 6th best prospect in the IL by **Baseball America**...Began the season at AA Akron and promoted to Buffalo on 6/1...Over his last 9 outings at Akron his ERA was 1.11 (57.0IP, 33H, 7ER)...Promoted to Buffalo where he held hitters into a .224 (68-303) average at Buffalo...Entered 2008 as the 8th best prospect in the system by **Baseball America**...Also entered 2009 as the 9th best prospect in the Indians organization according to **Baseball America**.
- ◆ **2007** Named to the Carolina League all-star team, going 4-2 w/a 2.72 ERA in 11 starts (59.2IP, 57H, 18ER, 15BB, 46K, 4HR)...Last start came on 5/31...Missed the last 3 months of the season w/a left elbow strain...Pitched for the Surprise Rafters in the Arizona Fall League in October...At Kinston batters were 1 for 21 off him with RISP-2outs...Was 3-0 w/a 1.73 ERA in 5 starts in April for Kinston (25.0IP, 20H, 5ER).

HUFF'S FAVORITES

Favorite Movie: Shawshank Redemption

Favorite Group/Artist: David Guetta

Favorite Athlete Growing Up:
Greg Maddux/Tom Glavine

Favorite Team Growing Up:
San Diego Padres

Person Who Has Most Influenced You:
My older brother (Tim)

Favorite Road City: Chicago/Boston

Favorite Road Stadium: Fenway Park

**Favorite Thing to do Away From
Baseball:** Golf


Favorite TV Show: Family Guy/Dexter

College Career

- ◆ He was 7-4 with a 2.98 ERA (129.2IP, 121H, 50R/43ER, 27BB, 100K) in 16 starts for the Bruins during his junior year of 2006, tossing 3 complete games...Named to the PAC-10 All Conference First Team...Huff led the PAC-10 Conference in inning pitched (129.2), was 4th in strikeouts (100), 5th in ERA (2.98), T-5th in wins (7) and 7th in average against (.249)...Played two years at Cypress College (CA) in 2004-05.

Personal/Miscellaneous

Full name **DAVID GREGORY HUFF**...Single...Drafted out of Edison High School (Huntington Beach, CA) in the 31st round of the 2003 MLB Draft by the Angels...Selected in 2005 in the 19th round by the Philadelphia Phillies out of Cypress College (Cypress, CA)...Huff was a sandwich round pick between the first and second rounds as compensation from the Chicago Cubs for the free agent signing of Bob Howry...Is an avid golfer...David is active in the Tribe's community efforts: He is an annual participant in the CIC Celebrity Golf Classic and a guest instructor at the week-long Cleveland Indians and Blue Streak Sports Baseball Camps held each summer...He also participates in the Tribe's Shop With A Pro event at a local retail store and supports the Indians Kick-It program.



Cedric Hunter

62

Age: 25, March 10, 1988 in Decatur, GA

Resides: Decatur, GA

Position: Outfielder

Bats: L

Throws: L

Height: 6-0

Weight: 195

ML Service: 0 + 010

Contract Status: Signed thru 2013

Acquired: November 19, 2012; Signed by Cleveland to a free agent Minor League contract.

| YEAR CLUB | AVG | G | AB | R | H | 2B | 3B | HR | RBI | SH | SF | HB | BB | SO | SB | CS | SLG | OBP | OPS | E |
|--------------------------|-------------|------------|-------------|------------|------------|------------|-----------|-----------|------------|-----------|-----------|-----------|------------|------------|-----------|-----------|-------------|-------------|-------------|-----------|
| 2006 AZL Padres | .371 | 52 | 213 | 46 | 79 | 13 | 4 | 1 | 44 | 1 | 5 | 3 | 40 | 22 | 17 | 5 | .484 | .467 | .951 | 3 |
| Eugene | .267 | 5 | 15 | 0 | 4 | 0 | 0 | 0 | 0 | 0 | 0 | 1 | 3 | 0 | 1 | 0 | .267 | .313 | .579 | 1 |
| 2007 Ft. Wayne | .282 | 129 | 496 | 53 | 140 | 20 | 2 | 7 | 58 | 0 | 4 | 2 | 47 | 78 | 8 | 9 | .373 | .344 | .717 | 5 |
| Portland | .500 | 3 | 4 | 1 | 2 | 0 | 0 | 1 | 3 | 0 | 0 | 0 | 1 | 1 | 0 | 0 | 1.250 | .600 | 1.850 | 0 |
| 2008 Lake Elsinore | .318 | 134 | 584 | 98 | 186 | 33 | 3 | 11 | 84 | 0 | 11 | 4 | 42 | 47 | 12 | 6 | .442 | .362 | .804 | 5 |
| 2009 San Antonio | .261 | 131 | 541 | 71 | 141 | 20 | 6 | 2 | 54 | 2 | 6 | 3 | 25 | 43 | 13 | 3 | .331 | .294 | .625 | 4 |
| 2010 San Antonio | .308 | 71 | 279 | 34 | 86 | 14 | 3 | 4 | 38 | 0 | 5 | 2 | 31 | 22 | 9 | 7 | .423 | .375 | .798 | 1 |
| Portland | .263 | 65 | 262 | 42 | 69 | 13 | 3 | 3 | 26 | 6 | 1 | 0 | 16 | 22 | 5 | 1 | .370 | .305 | .675 | 2 |
| 2011 San Diego | .250 | 6 | 4 | 1 | 1 | 0 | 0 | 0 | 0 | 0 | 0 | 0 | 1 | 0 | 0 | 1 | .250 | .400 | .650 | 0 |
| Tucson | .255 | 81 | 282 | 44 | 72 | 17 | 3 | 2 | 33 | 2 | 3 | 1 | 28 | 24 | 9 | 4 | .358 | .322 | .680 | 9 |
| 2012 Memphis | .268 | 129 | 355 | 40 | 95 | 19 | 2 | 5 | 44 | 3 | 4 | 6 | 44 | 43 | 7 | 4 | .375 | .355 | .729 | 2 |
| Minor Lge. Totals | .288 | 800 | 3031 | 429 | 874 | 149 | 26 | 36 | 384 | 14 | 39 | 21 | 275 | 305 | 80 | 40 | .390 | .348 | .738 | 32 |
| CLEVELAND TOTALS | -- | -- | -- | -- | -- | -- | -- | -- | -- | -- | -- | -- | -- | -- | -- | -- | -- | -- | -- | -- |
| American League | -- | -- | -- | -- | -- | -- | -- | -- | -- | -- | -- | -- | -- | -- | -- | -- | -- | -- | -- | -- |
| National League | .250 | 6 | 4 | 1 | 1 | 0 | 0 | 0 | 0 | 0 | 0 | 0 | 1 | 0 | 0 | 1 | .250 | .400 | .650 | 0 |
| M.L. TOTALS | .250 | 6 | 4 | 1 | 1 | 0 | 0 | 0 | 0 | 0 | 0 | 0 | 1 | 0 | 0 | 1 | .250 | .400 | .650 | 0 |

CAREER TRANSACTIONS

- 2006 Selected by the San Diego Padres in the 3rd round of the June draft.
- 2011 Claimed off waivers by the Oakland Athletics from the San Diego Padres, 10/25.
- 2012 Traded by Oakland to the St. Louis Cardinals for cash, 4/4.
- 2012 Granted free agency, 11/2.
- 2012 Signed by Cleveland to a free agent Minor League contract, 11/19.

FIELDING BY POSITION

| PCT | G | PO | 2012 | | | | DP | PCT | G | PO | CAREER | | | | | |
|-----|----|----|------|----|----|----|----------|-------|---|----|--------|---|----|----|---|---|
| | | | A | E | TC | DP | | | | | A | E | TC | DP | | |
| -- | -- | -- | -- | -- | -- | -- | Outfield | 1.000 | 2 | 0 | 0 | 0 | 0 | 0 | 0 | 0 |

2012 Season Highlights


- ◆ Went to spring training with Oakland before being traded to the Cardinals organization at the start of the season and spent the entire season at Triple-A Memphis where he again recorded more walks than strikeouts...Has just 305 strikeouts in his Minor League career in 3380 plate appearances (1K per 11.1 plate appearances).
- ◆ He appeared in all three positions in the outfield with Memphis (50G LF, 46G CF, 21G RF) and his best month was June, hitting .373 (31-83) with 4 2B, 1 3B, 1HR & 19RBI in 27 games and had 12RBI over a 7-game stretch, June 3-10...In the second half from July 12-on he hit .227 (27-119) with 3 2B, 1HR & 10RBI.

Pro Career

- ◆ **2011** Made his Major League debut with San Diego, going 1 for 4 (.250) with a run scored and a walk in six games... Hit .357 in 18 games with the Padres during the spring but was optioned to Tucson on 3/15...Was recalled 3/28 and was on San Diego's Opening Day roster...Made his debut 3/31 at St. Louis on Opening Day...His first at-bat came two days later against the Cardinals, a pinch-hit walk in the seventh inning...Had a pinch-hit single off Guillermo Mota in the sixth inning 4/5 against SF for his first ML hit...Did not make a start although he did appear in two games in center field...Was optioned to Tucson on 4/9, spending the remainder of the season in the minors...Hit .255 with two home runs and 33 RBI in 81 games with Tucson before his season ended on 7/17 with a strained left groin...Had more walks (28) than strikeouts (24) for the second consecutive season.
- ◆ **2010** Split his season between Double-A San Antonio and Triple-A Portland, batting a combined .287 with seven home runs and 64 RBI in 136 games...Had career highs in games and sacrifice hits (6) and matched his best in triples (6)...Ranked eighth in the Padres farm system in batting...Had 10 outfield assists...Began the season at San Antonio, batting .308 in 71 games...Had a .333 batting average in April and .345 in June...Named to the Texas League Midseason All-Star team...Did not appear in the All-Star Game as he was promoted to Portland 6/25...Went 4-for-7 with a season-high four runs scored 7/25 at Las Vegas...Was 5 for 6 with three runs, a double, two home runs and eight RBI at Tacoma 8/26.
- ◆ **2009** Made his Double-A debut with San Antonio and spent the entire season with the Missions...Ranked second in the Texas League in at-bats (541) and tied for fourth in games played...Struck out just 43 times, with his average of 13.42 plate appearances per strikeout the best mark in the TL...Led TL outfielders in games played (127) and putouts (313)...Was named the No. 6 prospect in the Padres organization by **Baseball America** entering the season.
- ◆ **2008** Spent the entire season at Single-A Lake Elsinore, hitting .318 with 11 home runs and 84 RBI in 134 games with the Storm...Led all of Minor League Baseball with 186 hits, tied for fifth with 11 sacrifice flies and tied for eighth with 98 runs scored...Averaged 13.64 plate appearances per strikeout, which was seventh best...Was named to the California League Postseason All-Star team after leading the CL in hits, plate appearances per strikeout and at-bats (584), while tying for the league lead in sacrifice flies...Also ranked second in runs, total bases (258) and games, and third in batting...Was named a Single-A All-Star by **Baseball America**...Had career highs in runs, hits, doubles (33), home runs, RBI, at-bats and sacrifice flies...Ranked third in the Padres farm system in RBI and was sixth in batting...Led CL outfielders in games (126), total chances (333) and putouts (319)...Named to the California League Midseason All-Star team...18-game hitting streak from 7/4-23 (31-for-81, .383) and a 22-game hitting streak from 7/29-8/20 (37 for 102, .363)
- ◆ **2007** Spent the majority of the season at Single-A Fort Wayne, hitting .282 with seven home runs and 58 RBI in 129 games...Was named Player of the Year for Single-A Fort Wayne after leading the team in nearly every offensive category...Was transferred to Triple-A Portland 9/1 and went 2-for-4 (.500) with a home run and three RBI in three games with the Beavers...Named the Padres No. 1 prospect and the organization's best hitter for average by **Baseball America** heading into the season.
- ◆ **2006** Hit .371 in his professional debut with the Padres affiliate in the Arizona Rookie League, earning league Most Valuable Player honors...Led the league in hits (79), total bases (103) and at-bats (213), tied for the lead in runs (46) and sacrifice flies (5), ranked second in batting and on-base percentage (.467), tied for second in walks (40) and third in runs (44)...Reached base safely via hit or walk in each of the first 48 games of his career...Had a 23-game hitting streak from 7/20-8/19 (46-for-103, .447).

Personal/Miscellaneous

Full name **CEDRIC SCOTT HUNTER**...Single...Attended Martin Luther King Jr. High School in Lithonia, Ga., where he played baseball, football and basketball...Hit .540 his senior season...Signed with the Padres out of high school at the age of 18.



Brian Jeroloman

73

Age: 27, May 10, 1985 in Suffern, NY

Resides: West Palm Beach, FL

Position: Catcher

Bats: L

Throws: R

Height: 5-11

Weight: 190

ML Service: 0 + 036

Contract Status: Signed thru 2013

Acquired: December 19, 2012; Signed by Cleveland to a free agent Minor League contract.

| YEAR | CLUB | AVG | G | AB | R | H | 2B | 3B | HR | RBI | SF | SH | HB | BB | SO | SB | CS | OBP | SLG | OPS | E |
|--------------------------|---------------|-------------|------------|-------------|------------|------------|-----------|----------|-----------|------------|-----------|-----------|-----------|------------|------------|----------|----------|-------------|-------------|-------------|-----------|
| 2006 | Auburn | .241 | 45 | 141 | 27 | 34 | 10 | 1 | 0 | 21 | 0 | 1 | 1 | 26 | 38 | 0 | 0 | .363 | .326 | .689 | 2 |
| 2007 | Dunedin | .259 | 100 | 290 | 32 | 75 | 14 | 0 | 3 | 39 | 6 | 0 | 1 | 85 | 57 | 0 | 0 | .421 | .338 | .759 | 4 |
| 2008 | New Hampshire | .270 | 71 | 226 | 30 | 61 | 15 | 0 | 6 | 31 | 4 | 5 | 3 | 47 | 47 | 0 | 0 | .396 | .416 | .812 | 4 |
| | Syracuse | .200 | 25 | 75 | 5 | 15 | 2 | 0 | 0 | 5 | 0 | 2 | 0 | 11 | 17 | 0 | 0 | .302 | .227 | .529 | 2 |
| 2009 | New Hampshire | .217 | 108 | 364 | 32 | 79 | 16 | 1 | 6 | 32 | 3 | 2 | 1 | 62 | 120 | 1 | 0 | .330 | .316 | .646 | 6 |
| 2010 | New Hampshire | .261 | 81 | 245 | 37 | 64 | 16 | 0 | 7 | 33 | 1 | 0 | 4 | 69 | 91 | 0 | 1 | .429 | .412 | .841 | 2 |
| | Las Vegas | .316 | 7 | 19 | 8 | 6 | 3 | 0 | 2 | 5 | 0 | 1 | 0 | 8 | 10 | 0 | 0 | .519 | .789 | 1.308 | 0 |
| 2011 | Las Vegas | .240 | 79 | 271 | 30 | 65 | 9 | 0 | 2 | 26 | 2 | 5 | 2 | 38 | 72 | 3 | 3 | .335 | .295 | .630 | 9 |
| 2012 | New Hampshire | .195 | 37 | 113 | 7 | 22 | 0 | 0 | 0 | 9 | 1 | 4 | 4 | 15 | 25 | 3 | 2 | .308 | .195 | .503 | 1 |
| | GCL Blue Jays | .286 | 3 | 7 | 1 | 2 | 0 | 0 | 0 | 1 | 0 | 0 | 0 | 0 | 0 | 0 | 0 | .286 | .286 | .572 | 0 |
| | Dunedin | .000 | 3 | 11 | 0 | 0 | 0 | 0 | 0 | 0 | 0 | 0 | 0 | 6 | 0 | 0 | 0 | .000 | .000 | .000 | 0 |
| Minor Lge. Totals | | .240 | 559 | 1762 | 209 | 423 | 85 | 2 | 26 | 202 | 17 | 20 | 16 | 361 | 483 | 7 | 6 | .371 | .335 | .706 | 28 |

CAREER TRANSACTIONS

2006 Selected by the Toronto Blue Jays in the 6th round (180th overall) of the June Draft

2011 Claimed off waivers by the Pittsburgh Pirates, 11/18.

2011 Claimed off waivers by Toronto, 11/23.

2012 Signed by Cleveland to a free agent Minor League contract, 12/19.

2012 Season Highlights

◆ Missed two months of the season (just 37 games) from June 12-August 10 due to a right knee injury...Rehabbed with the GCL club, August 3-6, and with Class A Dunedin, August 7-9...Hit .239 (11-46) upon his return in August to finish out the season (15 games)...Threw out 44% (18 of 41) of the runners attempting to steal off him for the season with NH.

Pro Career

◆ **2011** Had his contract selected on 8/23 from Las Vegas of the Pacific Coast League (AAA) but did not appear in a game, partly due to a right wrist sprain despite spending 36 days in the Majors.

◆ **2010** His 77 walks in only 264 at-bats, led to an organizational leading .436 on base percentage... Was selected as an Eastern League Mid-Season All-Star.

◆ **2009** Threw out 40 of 94 potential base stealers behind the plate for a 42.6% rate.

◆ **2008** Was promoted to Syracuse of the International League (AAA) on 7/24... Was named to the Mid-season Eastern League All-Star game... Threw out 18 of 52 attempted base stealers (34.6%).

◆ **2007** Hit his first professional home run on 4/13 vs. Tampa (solo HR)... Was named Minor League Star of the Month in July...Batted .300 with one home run and nine RBI in 17 July contests... Was named to the Florida State League Midseason All-Star game... His 85 walks led the Blue Jays organization... Threw out 30 of 108 opposing base stealers (27.8%).

Personal/Miscellaneous

Full name **BRIAN CHRISTOPHER JEROLOMAN**... Engaged, Savannah Evans... Graduated from Wellington High School in 2003... A career .285 (110-for-589) hitter at the University of Florida... Was a member of the 2005 USA Baseball National Team... He broke every Gator defensive record, including the national record for the most runners thrown out in a single season/career... Also broke Charles Johnson's record for the best percentage for throwing out runners in a single season (63%) and his career percentage was 51%... Was awarded the 2006 Defensive Player-of-the-Year by *Louisville Slugger* and Defensive Catcher-of-the-Year by *Wilson and Easton*.



Ubaldo Jimenez

30

Age: 29, born January 22, 1984 in Nagua, DR

Resides: Santo Domingo, DR

Position: Pitcher

Bats: R

Throws: R

Height: 6-5

Weight: 210

ML Service: 5 + 087

Contract Status: Signed thru 2013 (mutual option 2014)

Acquired: July 31, 2011; Acquired from the Colorado Rockies in exchange for RHP Alex White, LHP Drew Pomeranz, RHP Joe Gardner & INF Matt McBride.

| YEAR | CLUB | W-L | ERA | G | GS | CG | SHO | SV | IP | H | R | ER | HR | HB | BB | SO | WP | BK | OPPONENTS | | |
|--------------------------|------------------|--------------|-------------|------------|------------|----------|----------|----------|---------------|------------|------------|------------|-----------|-----------|------------|------------|-----------|-----------|-------------|-------------|-------------|
| | | | | | | | | | | | | | | | | | | | AVG | SLG | OBP |
| 2001 | DSL Rockies | 2-5 | 4.88 | 13 | 13 | 0 | 0 | 0 | 48.0 | 41 | 36 | 26 | 1 | 11 | 44 | 36 | 13 | 7 | .225 | .302 | .402 |
| 2002 | DSL Rockies | 2-0 | 0.00 | 3 | 3 | 0 | 0 | 0 | 18.1 | 10 | 1 | 0 | 0 | 0 | 6 | 25 | 4 | 0 | .152 | .182 | .222 |
| | Casper | 3-5 | 6.53 | 14 | 14 | 0 | 0 | 0 | 62.0 | 72 | 46 | 45 | 6 | 5 | 29 | 65 | 2 | 3 | .288 | .436 | .369 |
| 2003 | Visalia | 1-0 | 0.00 | 1 | 0 | 0 | 0 | 0 | 5.0 | 3 | 0 | 0 | 0 | 0 | 1 | 7 | 0 | 0 | .176 | .176 | .222 |
| | Asheville | 10-6 | 3.46 | 27 | 27 | 0 | 0 | 0 | 153.2 | 129 | 67 | 59 | 11 | 14 | 67 | 138 | 9 | 0 | .230 | .340 | .326 |
| 2004 | Visalia | 4-1 | 2.23 | 9 | 9 | 1 | 0 | 0 | 44.1 | 29 | 15 | 11 | 1 | 3 | 12 | 61 | 1 | 0 | .184 | .253 | .254 |
| 2005 | Modesto | 5-3 | 3.98 | 14 | 14 | 0 | 0 | 0 | 72.1 | 61 | 35 | 32 | 5 | 5 | 40 | 78 | 4 | 0 | .232 | .346 | .343 |
| | Tulsa | 2-5 | 5.43 | 12 | 11 | 0 | 0 | 0 | 63.0 | 58 | 40 | 38 | 12 | 4 | 31 | 53 | 7 | 0 | .243 | .452 | .333 |
| 2006 | Tulsa | 9-2 | 2.45 | 13 | 13 | 1 | 1 | 0 | 73.1 | 49 | 21 | 20 | 2 | 4 | 40 | 86 | 3 | 1 | .194 | .262 | .313 |
| | Colorado Springs | 5-2 | 5.06 | 13 | 13 | 0 | 0 | 0 | 78.1 | 74 | 49 | 44 | 7 | 7 | 43 | 64 | 10 | 1 | .252 | .412 | .357 |
| | Colorado | 0-0 | 3.52 | 2 | 1 | 0 | 0 | 0 | 7.2 | 5 | 4 | 3 | 1 | 0 | 3 | 3 | 0 | 0 | .185 | .296 | .267 |
| 2007 | Colorado Springs | 8-5 | 5.85 | 19 | 19 | 1 | 0 | 0 | 103.0 | 110 | 74 | 67 | 9 | 3 | 62 | 89 | 11 | 0 | .279 | .426 | .378 |
| | Colorado | 4-4 | 4.28 | 15 | 15 | 0 | 0 | 0 | 82.0 | 70 | 46 | 39 | 10 | 6 | 37 | 68 | 3 | 0 | .228 | .404 | .322 |
| 2008 | Colorado | 12-12 | 3.99 | 34 | 34 | 1 | 0 | 0 | 198.2 | 182 | 97 | 88 | 11 | 10 | 103 | 172 | 16 | 0 | .245 | .348 | .343 |
| 2009 | Colorado | 15-12 | 3.47 | 33 | 33 | 1 | 0 | 0 | 218.0 | 183 | 87 | 84 | 13 | 10 | 85 | 198 | 8 | 3 | .229 | .326 | .309 |
| 2010 | Colorado | 19-8 | 2.88 | 33 | 33 | 4 | 2 | 0 | 221.2 | 164 | 73 | 71 | 10 | 9 | 92 | 214 | 16 | 1 | .209 | .311 | .299 |
| 2011 | Colorado | 6-9 | 4.46 | 21 | 21 | 2 | 1 | 0 | 123.0 | 118 | 68 | 61 | 10 | 7 | 51 | 118 | 6 | 0 | .251 | .402 | .332 |
| | CLEVELAND | 4-4 | 5.10 | 11 | 11 | 0 | 0 | 0 | 65.1 | 68 | 43 | 37 | 7 | 2 | 27 | 62 | 2 | 0 | .261 | .448 | .334 |
| 2012 | CLEVELAND | 9-17 | 5.40 | 31 | 31 | 0 | 0 | 0 | 176.2 | 190 | 116 | 106 | 25 | 8 | 95 | 143 | 16 | 1 | .273 | .452 | .365 |
| Minor Lge. Totals | | 51-34 | 4.27 | 138 | 136 | 3 | 1 | 0 | 721.1 | 636 | 384 | 342 | 54 | 56 | 375 | 702 | 64 | 12 | .238 | .360 | .341 |
| CLEVELAND TOTALS | | 13-21 | 5.32 | 42 | 42 | 0 | 0 | 0 | 242.0 | 258 | 159 | 143 | 32 | 10 | 122 | 205 | 18 | 1 | .269 | .451 | .357 |
| American League | | 13-21 | 5.32 | 42 | 42 | 0 | 0 | 0 | 242.0 | 258 | 159 | 143 | 32 | 10 | 122 | 205 | 18 | 1 | .269 | .451 | .357 |
| National League | | 56-45 | 3.66 | 138 | 137 | 8 | 3 | 0 | 851.0 | 722 | 375 | 346 | 55 | 42 | 371 | 773 | 49 | 4 | .231 | .346 | .319 |
| M.L. TOTALS | | 69-66 | 4.03 | 180 | 179 | 8 | 3 | 0 | 1093.0 | 980 | 534 | 489 | 87 | 52 | 493 | 978 | 67 | 5 | .240 | .371 | .328 |

CAREER TRANSACTIONS

2001 Signed by the Colorado Rockies as a free agent.

2011 DL – torn cuticle on right pitching thumb, 4/2-18.

2011 Acquired by the Cleveland Indians from the Rockies in exchange for Alex White, Drew Pomeranz, Joe Gardner and Matt McBride, 7/31.

FIELDING BY POSITION

| PCT | G | PO | 2012 | | | | | DP | PCT | G | PO | CAREER | | | | |
|------|----|----|------|---|----|---|---------|------|-----|----|-----|--------|-----|----|--|--|
| | | | A | E | TC | A | E | | | | | TC | DP | | | |
| .996 | 31 | 12 | 16 | 1 | 29 | 3 | Pitcher | .948 | 180 | 72 | 165 | 13 | 250 | 11 | | |

PITCHERS HITTING

| AVG | AB | 2012 | | | RBI | AVG | AB | CAREER | | |
|------|----|------|----|-----|------|-----|----|--------|----|-----|
| | | H | HR | RBI | | | | H | HR | RBI |
| .000 | 5 | 0 | 0 | 0 | .115 | 270 | 31 | 0 | 9 | |

ALL-STAR GAME RECORD

| YEAR | CLUB | W-L | ERA | G | GS | CG | SHO | SV | IP | H | R | ER | HR | HB | BB | SO | WP | BK |
|------|----------|-----|------|---|----|----|-----|----|-----|---|---|----|----|----|----|----|----|----|
| 2010 | Colorado | 0-0 | 0.00 | 1 | 1 | 0 | 0 | 0 | 2.0 | 2 | 0 | 0 | 0 | 0 | 1 | 1 | 0 | 0 |

DIVISION SERIES RECORD

| YEAR | CLUB | W-L | ERA | G | GS | CG | SHO | SV | IP | H | R | ER | HR | HB | BB | SO | WP | BK |
|---------------|----------|------------|-------------|----------|----------|----------|----------|----------|-------------|-----------|----------|----------|----------|----------|----------|-----------|----------|----------|
| 2007 | Colorado | 0-0 | 1.42 | 1 | 1 | 0 | 0 | 0 | 6.1 | 3 | 1 | 1 | 1 | 0 | 4 | 5 | 0 | 0 |
| 2009 | Colorado | 0-1 | 5.25 | 2 | 2 | 0 | 0 | 0 | 12.0 | 15 | 7 | 7 | 2 | 0 | 3 | 11 | 0 | 0 |
| Totals | | 0-1 | 3.93 | 3 | 3 | 0 | 0 | 0 | 18.1 | 18 | 8 | 8 | 3 | 0 | 7 | 16 | 0 | 0 |

LEAGUE CHAMPIONSHIP SERIES RECORD

| YEAR | CLUB | W-L | ERA | G | GS | CG | SHO | SV | IP | H | R | ER | HR | HB | BB | SO | WP | BK |
|------|----------|-----|------|---|----|----|-----|----|-----|---|---|----|----|----|----|----|----|----|
| 2007 | Colorado | 0-0 | 1.80 | 1 | 1 | 0 | 0 | 0 | 5.0 | 5 | 1 | 1 | 0 | 0 | 4 | 6 | 1 | 0 |

WORLD SERIES RECORD

| YEAR | CLUB | W-L | ERA | G | GS | CG | SHO | SV | IP | H | R | ER | HR | HB | BB | SO | WP | BK |
|------|----------|-----|------|---|----|----|-----|----|-----|---|---|----|----|----|----|----|----|----|
| 2007 | Colorado | 0-1 | 3.86 | 1 | 1 | 0 | 0 | 0 | 4.2 | 3 | 2 | 2 | 0 | 1 | 5 | 2 | 0 | 0 |

WORLD BASEBALL CLASSIC RECORD

| YEAR | CLUB | W-L | ERA | G | GS | CG | SHO | SV | IP | H | R | ER | HR | HB | BB | SO | WP | BK |
|------|--------------------|-----|------|---|----|----|-----|----|-----|---|---|----|----|----|----|----|----|----|
| 2009 | Dominican Republic | 0-0 | 0.00 | 1 | 1 | 0 | 0 | 0 | 4.0 | 2 | 0 | 0 | 0 | 0 | 0 | 10 | 0 | 0 |

2012 Season Highlights

- ◆ Spent first full season with the Indians, finishing with a 9-17 record, the most losses by an Indians pitcher since Tom Candiotti in 1987 (18)...In addition to leading the AL in losses, he led the league in wild pitches (16) and finished 2nd in walks, 5th in runs allowed and 6th in earned runs allowed and finished 34th out of 36 American League ERA qualifiers.
- ◆ Did have stretches of success, going 3-3 with a 2.93 ERA in 7 starts from June 1-July 7 (46.0IP, 38H, 15R/ER, 16BB, 44K) and had an ERA of 2.78 in 5 June starts (32.1IP, 25H, 10R/ER, 12th lowest ERA in the AL)...Only other monthly ERA under 5.00 was April (4.50, 4GS)...Recorded his 12th career double-digit strikeout game on August 9 vs. Boston, a season-high 10K...Recorded zero walks in one start on the year (June 10 at STL, 7.0IP)...From June 10-August 31 fanned 94 batters over 91.1 innings covering 16 starts (9.3SO/9.0IP)...For the season averaged 7.3SO/9.0 innings pitched, 16th among American League starters and tops on the staff.
- ◆ Allowed just 1 hit over 7.0IP in his 2012 debut on April 7 vs. Toronto (ND, 7.0IP, 1H, 2R/ER, 3BB, 3K)...Served 5-game suspension handed down by MLB, April 8-14, stemming from spring training incident at Colorado on April 1...Won consecutive decisions two times on the year and finished the year with a career-high equaling 6-game losing streak from August 14-Sept 22 (6.49ERA, 43.0IP, 52H, 31ER, 18BB, 35K)...Season ended after start of September 22 at KC (4.1IP, 7H, 5R/ER) due to a sprained right ankle, missing his last two turns thru the rotation...Was 1-10 with a 6.99ERA in 14 second half starts (74.2IP, 94H, 58ER, 37BB, 66K, .304AVG) as he dropped his last 6 decisions on the year from August 14-Sept 22 to carry a career-high losing streak into 2012.
- ◆ ERA in his 14 wins/no decisions was 2.69 (87.0IP, 26ER, .225avg)...32 steals off him (most in AL) against 5 caught stealing against...ERA at home (3.70) was three points lower than his road ERA (6.82)...ERA in the first inning was 6.39 (31.0IP, 43H, 22ER) as he pitched into the 8th inning just one time on the season...Batters hit .270 (86-319) off him with runners on base and .240 (49-304) with RISP; .216 (19-88) with RISP-2outs.

Pro Career

- ◆ **2011** High profile mid-season acquisition went a combined 10-13 w/a 4.68 ERA in 32 starts between Cleveland and Colorado (188.1IP, 186H, 98ER, 78BB, 180K, .254AVG)...His 180 strikeouts were tied for 26th in Major League Baseball and his 8.6 strikeouts per 9.0IP were 14th in MLB ahead of Jon Lester, Felix Hernandez & Roy Halladay...His 2CG finished T9th in the NL despite not pitching in the Senior Circuit after 7/30...At the time of the 7/31 trade to CLE he was 8th among National League pitchers in strikeouts per 9.0IP (8.6), 15th in strikeouts (118) and 21st in batting average against (.251)...Jimenez made 2nd straight Opening Day start for Rockies, 4/1 vs. ARI...Became just the 4th pitcher in club history to start two-straight Opening Day games, joining Kevin Ritz (1996-97), Darryl Kile (1998-99) & Mike Hampton (2001-02)...Was on the 15-day DL from 4/2-18 w/a torn cuticle on his right pitching thumb that dated back to spring training...Went 0-1 w/a 6.75 ERA in 3 April starts (16.0IP, 14H, 12ER) & 0-4 w/a 5.45 ERA in 6 May starts (34.2IP, 33H, 21ER) and was also bothered by right groin problems...Did not win his 1st game until his 10th start of the year on 6/1 at LA Dodgers (9.0IP, 4H, 0R, 0BB, 7K), his 3rd career shutout...Went 3-2 w/a 2.45 ERA in 6 June starts (40.1IP, 37H, 11ER, 33K)... From 6/1-7/24 he went 6-4 with a 3.03 ERA (71.1IP, 69H, 24ER, 17BB, 71K)...Struck out 40 batters in 32.0 July innings with Colorado...Last start of 7/31 at SD was career shortest (1.0IP, removed after being traded).

2011 cont He left Colorado as the all-time career franchise leader in strikeouts (773), 2nd in career ERA (3.66), 3rd in wins (56) and 4th in innings pitched (851.0) and starts (137)...Over his last 17 starts with Colorado from 5/6-7/30 he went 6-7 w/a 3.93 ERA (103.0IP, 98H, 45ER, 98K)...Made Indians debut 8/5 in Texas ND, 5.0IP, 7H, 5R/ER, 3BB, 7K, HR to Napoli... Earned 1st AL win & 1st win as Indian 8/10 vs. Detroit... 8.0IP, 5H, 3R/0ER, BB, 6K... Earned his 2nd AL win on 8/26 vs. Kansas City (7.0IP, 7H, 1ER, 1BB, 10K)...His 10K were a season-high, the 11th double-digit strikeout game of his career and the most strikeouts thrown by an Indians starting pitcher in 2010...Allowed a combined 24 steals against 6CS on the season...Worked at least 5.0IP in 27 of 32 starts...Combined on the year LHH batted .239.

◆ **2010** Set the Rockies record for a single season starter in wins (19), ERA (2.88), strikeouts (214), opponents batting average (.209) and fewest HR (10)... He led the National League in winning percentage (.704), was 2nd in average against (.209), 3rd in wins (19) and strikeouts (214), T3rd in complete games (4), 7th in innings pitched (221.2) and 8th in ERA (2.88) and finished 3rd in the NL Cy Young voting...Became the first Rockies pitcher to throw a no-hitter on 4/17/10 at ATL (6BB, 7K, 12BP, 31 BF) and was the starting pitcher for the NL in the All-Star Game, first Rox pitcher to start an ASG and the 4th Dominican player to throw a no-hitter...Prior to his no-hitter, the longest a Colorado pitcher had gone into a game without allowing a hit was Jason Jennings (6.2IP, 8/1/02)...Had a Rockies record 9-straight winning decisions (5/15-7/8) and set a club record for any pitcher by tossing 33.0 consecutive scoreless innings 5/15-6/6...Jimenez was the first NL pitcher to have at least 16 wins in one season before 8/1 since 2002, when Curt Schilling (ARI) had an 18-3 record at the end of July...With his 14th win, 6/28 at SD, he became the first pitcher to have 14 wins in his first 16 starts since Pedro Martinez in 1999 (14-2 in his first 16 starts)...The last pitcher to go 14-1 or better in his first 16 starts was John Smoltz in 1996 (14-1)...On 6/17 at MIN he became the first pitcher in 24 years to win at least 13 of his first 14 starts; the last was Roger Clemens, who went 14-0 in his first 15 starts for the Red Sox in 1986...Jimenez was the first NL pitcher to win 13 of his first 14 starts in 98 years, since Rube Marquard of the NY Giants won his first 18 starts in 1912...Had two consecutive scoreless innings pitched streaks of 25.0 innings or longer in 2010 (also: 25.1 innings 4/17-5/3)...The last pitcher to have two scoreless innings pitched streaks of at least 25.0 innings in a season was Jack Morris in 1986...Is the third pitcher in history to allow 2-or-less runs in each of his first 12 starts of a season...Others were Detroit's Al Benton, in first 15 starts (1945) and Cincinnati's E. Volquez in his first 12 starts (2008)...With his win 7/8 vs. STL he became the first NL pitcher to have at least 15 wins prior to the ASG since Greg Maddux in 1988 when he was 15-3 with CHC, just the 26th pitcher in MLB history to have 15 pre-ASG wins...Fanned career-high 13 on 5/3 at SD...Increased his wins total in each of the four seasons from 2007-10 and lowered his ERA in each season...Ranked third in the NL in 2010 (0.41), sixth in 2009 (0.54) and second in 2008 (0.50) in fewest HR allowed per 9.0IP.

| 2010 NATIONAL LEAGUE CY YOUNG VOTING | | | | | |
|--------------------------------------|-----------------|-----|----------|-----------|-----------|
| PLAYER | CLUB | 1ST | 2ND | 3RD | POINTS |
| Roy Halladay | Philadelphia | 32 | -- | -- | 224 |
| Adam Wainwright | St. Louis | -- | 28 | 3 | 122 |
| Ubaldo Jimenez | Colorado | -- | 4 | 19 | 90 |
| Tim Hudson | Atlanta | -- | -- | 3 | 39 |
| Josh Johnson | Florida | -- | -- | 5 | 34 |

◆ **2009** Overall finished T4th in the NL in wins, 6th in IP and SO, T7th in starts and led the NL with 47 assists...Finished strong, going 9-3, 3.08 (102.1IP, 35ER) after the All-Star break...Set club record for quality starts (24), ahead of Jason Jennings (20 in 2006)...Pitched at least 6.0 innings in 29 of his starts, including franchise-best 25 consecutive outings from 5/1-9/7...Threw 2nd-most pitches (3,570) in the NL...Limited opposing hitters to a .229 average, the eighth-lowest mark in the NL...His opponent slugging % of .326 was the 4th-lowest mark in the NL...Finished 5th in the NL with a 2.07 groundball/flyball ratio; only Jimenez and Adam Wainwright (STL) were among the top 10 NL pitchers in both ground ball/fly ball ratio and strikeouts...Pitched 42.1 homerless innings to open the season before allowing a home run to Nate McLouth 5/17 vs. PIT, giving him the third-longest streak to start a season in Rockies history...His .220 (13-for-59) average was the fifth-highest mark among NL pitchers...Appeared in one game for the Dominican Republic in the World Baseball Classic on 3/10 vs. the Netherlands and set a WBC record with 10 K's...Started a total of five playoff games for the Rockies at age 25...Was the starting pitcher in both Games 1 and 4 of the 2009 NLDS vs. PHI.

| JIMENEZ' CAREER GAME HIGHS |
|--|
| NO-HITTER: April 17, 2010 at Atlanta; 1-HITTER: -----; 2-HITTER: May 22, 2011 at Milwaukee (8.0IP); 3-HITTER: -----; 4-HITTER: 4, June 1, 2011 at Los Angeles-NL; K's (starter): 13, May 3, 2010 at San Diego; BB's (starter): 6, 8x, May 22, 2012 vs. Detroit; LONGEST START: 9.0IP, five times, last June 1, 2011 at Los Angeles-NL; WINNING STREAK: 9 games, May 15-July 8, 2010; LOSING STREAK: 6 games, 2x, last August 14-Sept 22, 2012 (active); HR: 3, June 12, 2011 vs. Los Angeles-NL; SHORTEST START: 1.0IP, July 30, 2011 at SD; CG: 8, last June 1, 2011 at Los Angeles-NL; CG SHO: 3, June 1, 2011 at Los Angeles-NL; CAREER 10+ STRIKEOUT GAMES: 12, last August 9, 2012 vs. Boston; CONSECUTIVE SCORELESS INNINGS: 33.0IP, May 15-June 6, 2010 |

- ◆ **2008** Joined Aaron Cook (also in 2008) as the first two Rockies right-handed pitchers all-time to both win 10-plus games and have a sub-4.00 ERA in the same season...Allowed 3 earned runs or less in 27 of his 34 starts (club went 15-19 in his starts)...Recorded 172 strikeouts, most by a COL pitcher since 200, and ranked 14th in the NL in strikeouts...Tied with 8 other NL pitchers, for the most games started in the NL (34)...Finished second in the NL with both 103 walks and 16 wild pitches...Opponents had a .348 slugging pct. against him, the 6th-lowest opponents slugging percentage in the NL; that mark was the lowest mark ever for a Rockies starter...Allowed 11HR, tied with Tim Lincecum and Jair Jurrjens for the fewest home runs allowed in the NL...Then career best 11 strikeouts 5/10 at SD; the most since John Thomson had 12 K's 10/7/01 vs. SD.
- ◆ **2007** Provided a second-half lift to an injured Rockies rotation, going 4-4, 4.28 (82.0IP, 39ER) in 15 games/starts after joining the club...Despite spending the first half in the minors, he ended up ranking 4th on the Rockies staff with 68 strikeouts...Was recalled from Triple-A Colorado Springs prior to the game on 7/17 at PIT, originally as another arm for a spent bullpen, but ended up taking slot of Taylor Buchholz in the rotation...Earned a win in 5 of his last 7 starts at Triple-A beginning 6/12, posting a 3.54 ERA (40.2IP, 16ER) in that stretch...Took no-decision in his Rox season debut on 7/19 at WAS...Earned his first MLB win on 7/29 vs. LAD, a 9-6 victory that secured the club's first series win against the Dodgers since '05...Received a no decision in his final start of the regular season on 9/30 vs. ARI; in a must-win game for Colorado to keep their playoff hopes alive, tossed 6.1 innings, allowing just one run on one hit with a career-high 10 strikeouts...Had a no-hitter for 5.1 innings before allowing a single to Alberto Callaspol... Jimenez went 0-1, 2.25 (16.0IP, 4ER) in 3 postseason starts for the 2007 Rockies...Made his postseason debut in Game 3 of the Division Series on 10/6 vs. PHI...Was charged with his first postseason loss in Game 2 of the World Series on 10/25 at BOS (4.2IP, 3H, 2ER).
- ◆ **2006** Jimenez's long-awaited MLB debut came in the form of 2 appearances for Colorado in late September...Split the rest of the year between Tulsa and Colorado Springs...Made his MLB debut in relief on 9/26 vs. LAD, allowed 2 hits in a scoreless 8th inning...Also started the season finale on 10/1 vs. CHC (6.2IP, 3H, 3ER)...Combined to go 14-4, 3.80 (151.2 IP, 64 ER) with 150 strikeouts in 26 games/starts in the minors...His 14 wins was most among pitchers in Rockies system, while the strikeout total ranked 3rd in the organization...Despite spending only 3 months in the Texas League, still ranked tied second among Drillers in wins and third in strikeouts...Opponents hit .194 at Double A...Went 7-0 in his final 8 starts, and allowed just one run in his last 5 games and 32.0 innings (0.28 ERA , .099 avg)... Was starting pitcher for North squad in Texas League All-Star Game...Named sixth-best Texas League prospect by **Baseball America** after the season...Was promoted to Triple-A on 6/30.
- ◆ **2005** Combined to go 7-8, 4.66 (135.1 IP, 70 ER) in 26 games/25 starts while returning from a shoulder injury...Ranked second in the Rockies system with 131 strikeouts...Began the year with Modesto of the High-A California League, a circuit he had briefly dominated in 2004 prior to injury...Went 5-3, 3.98 (72.1 IP, 32 ER) in 14 games/starts for the Nuts...Compiled a 2.91 ERA (43.1 IP, 14 ER) over his first 9 appearances...Was Cal League's starting pitcher for All-Star Game against Carolina League...Was promoted to AA Tulsa after that appearance.
- ◆ **2004** Missed the majority of 2004 due to a scapular stress reaction in his right shoulder (posterior shoulder strain)...In 44.1 innings, allowed only 29 hits (.184 average against) with 12 walks and 61 strikeouts...Made his first start on 4/9 vs. San Jose and had 12 K's in 6.0 innings while allowing only 2 hits and a walk...Was named the Organizational Player of the Month for April (3-0, 1.57 ERA)...Through his first 6 starts of 2004, was 4-0, 1.50 and had fanned 53 batters in 36 innings (13.25 per 9.0 IP)...At the time, the 20-year-old sat atop **Baseball America's** "Prospect Hot Sheet" of the best prospects in all of minor league baseball...Was pulled after just 3.0 innings during a 5/18 start vs. Stockton due to a right shoulder strain, an injury that would essentially end his season...Tried to make a comeback late in the year, getting a start on 8/1 vs. San Jose, only to be removed after 2 pitches because of discomfort in the shoulder... participated in the Fall Instructional League with no problems.
- ◆ **2003** In his first full season in the United States, ranked fourth in the South Atlantic League in strikeouts (138), fifth in innings (153.2) and tied fourth in starts (27) at Class A Asheville...Had a no-hitter for 7.1 innings during a 6/18 start at South Georgia, finishing with one hit over 8.0 innings...Was transferred to Visalia on 8/31 in time for the Cal League playoffs.

JIMENEZ' FAVORITES

Favorite Movie: For the Love of the Game
Favorite Group/Artist: Rubby Perez and Banda Gorda
Favorite Athlete Growing Up: Pedro Martinez
Favorite Team Growing Up: Atlanta Braves
Person Who Has Most Influenced You: parents
Favorite Road City: Chicago/New York
Favorite Road Stadium: Petco Park
Favorite TV Show: Funniest Home Videos

Personal/Miscellaneous

Full Name **UBALDO JIMENEZ (GARCIA)**.



Scott Kazmir

26

Age: 29, born January 24, 1984 in Houston, TX

Resides: Cypress, TX

Position: Pitcher

Bats: L

Throws: L

Height: 6-0

Weight: 185

ML Service: 6 + 119

Contract Status: Signed thru 2013

Acquired: January 8, 2013; Signed by Cleveland to a free agent Minor League contract.

| YEAR | CLUB | W-L | ERA | G | GS | CG | SHO | SV | IP | H | R | ER | HR | HB | BB | SO | WP | BK | AVG | OPPONENTS | |
|--------------------------|------------------|--------------|-------------|------------|------------|-----------|-----------|-----------|---------------|------------|------------|------------|------------|-----------|------------|------------|-----------|-----------|-------------|-------------|-------------|
| | | | | | | | | | | | | | | | | | | | | SLG | OBP |
| 2002 | Brooklyn | 0-1 | 0.50 | 5 | 5 | 0 | 0 | 0 | 18.0 | 5 | 2 | 1 | 0 | 2 | 7 | 34 | 0 | 0 | .089 | .107 | .215 |
| 2003 | Capital City | 4-4 | 2.36 | 18 | 18 | 0 | 0 | 0 | 76.1 | 50 | 26 | 20 | 6 | 3 | 28 | 105 | 12 | 1 | 1.185 | .281 | .269 |
| | St. Lucie | 1-2 | 3.27 | 7 | 7 | 0 | 0 | 0 | 33.0 | 29 | 15 | 12 | 0 | 2 | 16 | 40 | 2 | 0 | .240 | .289 | .336 |
| 2004 | St. Lucie | 1-2 | 3.42 | 11 | 11 | 0 | 0 | 0 | 50.0 | 49 | 20 | 19 | 3 | 0 | 22 | 51 | 5 | 0 | .274 | .385 | .353 |
| | Binghamton | 2-1 | 1.73 | 4 | 4 | 0 | 0 | 0 | 26.0 | 16 | 6 | 5 | 0 | 3 | 9 | 29 | 1 | 0 | .193 | .193 | .289 |
| | Montgomery | 1-2 | 1.44 | 4 | 4 | 0 | 0 | 0 | 25.0 | 14 | 7 | 4 | 0 | 1 | 11 | 24 | 1 | 0 | .177 | .177 | .280 |
| 2005 | Tampa Bay | 2-3 | 5.67 | 8 | 7 | 0 | 0 | 0 | 33.1 | 33 | 22 | 21 | 4 | 2 | 21 | 41 | 3 | 0 | .256 | .426 | .368 |
| | Tampa Bay | 10-9 | 3.77 | 32 | 32 | 0 | 0 | 0 | 186.0 | 172 | 90 | 78 | 12 | 10 | 100 | 174 | 7 | 1 | .248 | .374 | .347 |
| 2006 | Tampa Bay | 10-8 | 3.24 | 24 | 24 | 1 | 1 | 0 | 144.2 | 132 | 59 | 52 | 15 | 2 | 52 | 163 | 6 | 0 | .240 | .392 | .305 |
| 2007 | Tampa Bay | 13-9 | 3.48 | 34 | 34 | 0 | 0 | 0 | 206.2 | 196 | 91 | 80 | 18 | 7 | 89 | 239 | 10 | 0 | .251 | .380 | .331 |
| 2008 | Vero Beach | 0-1 | 4.70 | 2 | 2 | 0 | 0 | 0 | 7.2 | 8 | 5 | 4 | 2 | 0 | 0 | 7 | 0 | 0 | .250 | .594 | .250 |
| | Durham | 0-0 | 1.80 | 1 | 1 | 0 | 0 | 0 | 5.0 | 3 | 1 | 1 | 1 | 0 | 1 | 3 | 0 | 0 | .167 | .333 | .211 |
| 2009 | Tampa Bay | 12-8 | 3.49 | 27 | 27 | 0 | 0 | 0 | 152.1 | 123 | 61 | 59 | 23 | 4 | 70 | 166 | 5 | 0 | .220 | .418 | .309 |
| | Tampa Bay | 8-7 | 5.92 | 20 | 20 | 0 | 0 | 0 | 111.0 | 121 | 77 | 73 | 15 | 5 | 50 | 91 | 10 | 0 | .273 | .446 | .350 |
| | Charlotte | 0-0 | 0.00 | 1 | 1 | 0 | 0 | 0 | 4.2 | 3 | 0 | 0 | 0 | 0 | 1 | 5 | 0 | 0 | .167 | .167 | .211 |
| 2010 | Durham | 1-0 | 1.50 | 1 | 1 | 0 | 0 | 0 | 6.0 | 5 | 1 | 1 | 0 | 0 | 0 | 5 | 0 | 0 | .238 | .333 | .238 |
| | Anaheim | 2-2 | 1.73 | 6 | 6 | 0 | 0 | 0 | 36.1 | 28 | 8 | 7 | 1 | 1 | 10 | 26 | 3 | 0 | .212 | .288 | .273 |
| | Rancho Cucamonga | 0-0 | 4.26 | 1 | 1 | 0 | 0 | 0 | 6.1 | 8 | 3 | 3 | 0 | 0 | 0 | 6 | 1 | 0 | .296 | .296 | .296 |
| 2011 | Anaheim | 9-15 | 5.94 | 28 | 28 | 0 | 0 | 0 | 150.0 | 158 | 103 | 99 | 25 | 12 | 79 | 93 | 6 | 0 | .271 | .474 | .367 |
| | Anaheim | 0-0 | 27.00 | 1 | 1 | 0 | 0 | 0 | 1.2 | 5 | 5 | 5 | 1 | 2 | 2 | 0 | 0 | 0 | 1.500 | 1.000 | .643 |
| | Salt Lake | 0-5 | 17.02 | 5 | 5 | 0 | 0 | 0 | 15.1 | 22 | 30 | 29 | 0 | 6 | 20 | 14 | 5 | 0 | .355 | .516 | .522 |
| 2012 | Sugar Land | 3-6 | 5.34 | 14 | 14 | 0 | 0 | 0 | 64.0 | 74 | 43 | 38 | 8 | 5 | 33 | 51 | 3 | 0 | -- | -- | -- |
| Minor Lge. Totals | | 10-18 | 3.26 | 60 | 60 | 0 | 0 | 0 | 273.1 | 212 | 116 | 99 | 12 | 17 | 115 | 323 | 27 | 1 | .219 | .301 | .311 |
| CLEVELAND TOTALS | | -- | -- | -- | -- | -- | -- | -- | -- | -- | -- | -- | -- | -- | -- | -- | -- | -- | -- | -- | -- |
| American League | | 66-61 | 4.17 | 180 | 179 | 1 | 1 | 0 | 1022.0 | 968 | 516 | 474 | 114 | 45 | 473 | 993 | 50 | 2 | .249 | .408 | .335 |
| National League | | -- | -- | -- | -- | -- | -- | -- | -- | -- | -- | -- | -- | -- | -- | -- | -- | -- | -- | -- | -- |
| M.L. TOTALS | | 66-61 | 4.17 | 180 | 179 | 1 | 1 | 0 | 1022.0 | 968 | 516 | 474 | 114 | 45 | 473 | 993 | 50 | 2 | .249 | .408 | .335 |

CAREER TRANSACTIONS

- 2002 Selected by the New York Mets in the 1st round (15th overall) of the June draft, signed 8/2.
- 2004 Traded by the New York Mets with Jose Diaz to the Tampa Bay Devil Rays for Bartolome Fortunato and Victor Zambrano, 7/30.
- 2006 DL - left shoulder inflammation, 7/23-8/8.
- 2006 DL - left shoulder inflammation, 8/23-remainder of season.
- 2008 DL - left elbow strain, 3/21-5/4. Rehab at A Vero Beach, 4/18-28. Rehab at AAA Durham, 4/28-5/4.
- 2009 DL - right quadriceps strain , 5/21-6/26. Rehab at A Port Charlotte, 6/17. Rehab at AAA Durham, 6/22.
- 2009 Traded by the Tampa Bay Rays to the Los Angeles Angels of Anaheim for Sean Rodriguez, Matt Sweeney and Alexander Torres, 8/28.
- 2010 DL - strained right hamstring, 3/31-4/15. Rehab at A Rancho Cucamonga, 4/9-15.
- 2010 DL - left shoulder fatigue, 7/11-8/7. Rehab at AZL Angels, 8/2-7.
- 2011 DL - lower back strain, 4/4-6/15. Rehab at AAA Salt Lake, 5/24-6/15.
- 2011 Released by the LA Angels, 6/15.
- 2013 Signed by Cleveland as a Free Agent, 1/8.

FIELDING BY POSITION

| PCT | 2012 | | | | | | | PCT | CAREER | | | | | | |
|-----|------|----|---|---|----|----|---------|------|--------|----|----|----|-----|---|--|
| | G | PO | A | E | TC | DP | G | | PO | A | E | TC | DP | | |
| - | - | - | - | - | - | - | Pitcher | .918 | 180 | 38 | 96 | 12 | 146 | 3 | |

PITCHERS HITTING

| AVG | AB | 2012 | | | | CAREER | | | | |
|-----|----|------|----|-----|------|--------|---|----|-----|--|
| | | H | HR | RBI | AVG | AB | H | HR | RBI | |
| - | - | - | - | - | .071 | 14 | 1 | 0 | 1 | |

ALL-STAR GAME RECORD

| YEAR | CLUB | W-L | ERA | G | GS | CG | SHO | SV | IP | H | R | ER | HR | HB | BB | SO | WP | BK |
|------------------------|----------------|------------|-------------|----------|----------|----------|----------|----------|------------|----------|----------|----------|----------|----------|----------|----------|----------|----------|
| 2006 | Tampa Bay @PIT | 0-0 | 0.00 | 1 | 0 | 0 | 0 | 0 | 1.0 | 0 | 0 | 0 | 0 | 0 | 0 | 0 | 0 | 0 |
| 2008 | Tampa Bay @NYY | 1-0 | 0.00 | 1 | 0 | 0 | 0 | 0 | 1.0 | 0 | 0 | 0 | 0 | 0 | 1 | 1 | 0 | 0 |
| All-Star Totals | | 1-0 | 0.00 | 2 | 0 | 0 | 0 | 0 | 2.0 | 0 | 0 | 0 | 0 | 0 | 1 | 1 | 0 | 0 |

POSTSEASON PITCHING RECORD

| YEAR | CLUB | W-L | ERA | G | GS | CG | SHO | SV | IP | H | R | ER | HR | HB | BB | SO | WP | BK |
|---------------------------------|-----------------|------------|-------------|----------|----------|----------|----------|----------|-------------|-----------|-----------|-----------|----------|----------|-----------|-----------|----------|----------|
| 2008 | TB (ALDS vCWS) | 1-0 | 3.38 | 1 | 1 | 0 | 0 | 0 | 5.1 | 8 | 2 | 2 | 0 | 1 | 2 | 4 | 0 | 0 |
| | TB (ALCS vBOS) | 0-0 | 4.35 | 2 | 2 | 0 | 0 | 0 | 10.1 | 8 | 5 | 5 | 3 | 1 | 6 | 9 | 1 | 0 |
| | TB (WS vPHI) | 0-1 | 4.50 | 2 | 2 | 0 | 0 | 0 | 10.0 | 10 | 5 | 5 | 1 | 1 | 10 | 9 | 0 | 0 |
| 2009 | LAA (ALDS vBOS) | 0-0 | 7.50 | 1 | 1 | 0 | 0 | 0 | 6.0 | 5 | 5 | 5 | 1 | 0 | 3 | 1 | 0 | 0 |
| | LAA (ALCS vNYY) | 0-1 | 7.71 | 2 | 1 | 0 | 0 | 0 | 4.2 | 6 | 5 | 4 | 0 | 0 | 5 | 3 | 1 | 0 |
| Career PostSeason Totals | | 1-2 | 5.20 | 8 | 7 | 0 | 0 | 0 | 36.1 | 37 | 22 | 21 | 5 | 3 | 26 | 26 | 2 | 0 |

2012 Season Highlights

- ◆ Made 14 starts in the Atlantic League for Sugar Land from July 8-September 21...Pitched for Carolina in the Puerto Rican Winter League from November 15-December 12, going 0-2 with a 4.37 ERA, averaging 10.7 strikeouts per 9.0IP (0-2, 4.37ERA, 22.2IP, 28H, 11ER, 8BB, 27K).
- ◆ Scott is a two-time AL All-Star (2006 & 2008), earning the win in relief in the 15th inning of the 2008 game played in Yankee Stadium...Owns 993 career strikeouts in 1022.0 innings pitched...Has 17 career 10-plus strikeout games...Led the A.L. in 2007 with a career-high 239 strikeouts...At 23, became youngest A.L. strikeout champion since 22-year-old Frank Tanana with the Angels in 1975 and eighth youngest in A.L. history...Was named Rays Opening Day starter, March 23, 2006 at 22 years, 69 days, becoming the youngest Opening Day starter since Dwight Gooden (21 years, 143 days) in 1986...In 2006 at 22, became the youngest Rays All-Star ever and the youngest pitcher to appear in an All-Star Game since Ramon Martinez in 1990.

Pro Career

- ◆ **2011** Made 1 start for the LA Angels on 4/3 at Kansas City (1.2IP, 5H, 5R/ER, 2BB, 0K) and was placed on the 15-day DL on 4/4 with a lower back strain...Began rehab on 5/24 at AAA Salt Lake and was released on 6/15.
- ◆ **2010** Finished first full season with Angels and sixth full season in the Majors at 9-15 with a 5.94 ERA (150 IP - 99 ER) in 28 starts...Set career-high with 15 losses, the second highest total in MLB...Started season on DL with a strained right hamstring, missing nine games before making first start, 4/15...Took a second trip to the DL, 7/11) with left shoulder fatigue and was reinstated, 8/6...Finished season one win shy of sixth consecutive season with 10-or-more wins.
- ◆ **2009** Acquired by Angels, 8/28 in exchange for three minor leaguers...With Angels posted 2-2 record with a 1.73 ERA (36.1 IP - 7 ER) in six starts...For the season, finished 10-9 with a 4.89 ERA (147.1 IP - 80 ER) in 26 starts between Rays and Angels...Recorded 10-or-more wins for fifth consecutive season...Recorded 50th career victory, 4/24 at Athletics (6IP, 2H, 3BB, 2SO)...Left Tampa Bay as all-time leader in wins, innings pitched, strikeouts, starts and quality starts...Was placed on 15-day disabled list, 5/21 due to right quadriceps strain and was reactivated, 6/27...Pitched six innings-or-more in 17 of 26 starts, including 13 of last 15...Allowed three runs-or-less in each of last nine starts.
- ◆ **2008** Went 12-8 with a 3.49 ERA (152.1 IP - 59 ER) in 27 starts with Rays...Allowed 123 hits (23 HR), walked 70 and struck out 166...Led club in strikeouts, placing 10th in AL...Missed all of April with left elbow strain suffered in spring training...Earned AL Pitcher of the Month honors for May (5-1, 1.22 ERA), becoming first Ray ever to win a pitcher of the month award...Won six straight starts from 5/10-6/6, becoming first Rays pitcher to do so (eclipsing his own club mark of 5, set in 2006)...Became the Rays all-time wins leader, 5/10 vs. Angels, recording his 36th victory...Struck out 627 batters over first 100 starts, a mark surpassed by only 17 pitchers in the last 50 years...Was selected to second career All-Star game, earning the victory in the 15-inning, 4-3 win for the AL...With 10th win on 8/29 vs. Baltimore, became just fourth pitcher in last 20 years to have four winning seasons with 10-or-more wins before the age of 25 (Dwight Gooden, Pedro Martinez and C.C. Sabathia)...Defeated Kevin Slowey and Minnesota, 7-2, on 9/20 with six shutout innings as Rays clinched first-ever postseason birth


- ◆ **2007** Posted 13-9 record and a 3.48 ERA (206.2 IP - 80 ER) in 34 starts with Rays...Led AL, setting career-best in strikeouts...At 23, became the youngest AL strikeout champion since 22-year-old Frank Tanana with the Angels in 1975 and eighth youngest in AL history...Was edged out by Jake Peavy (240) for ML strikeout leader in Padres' one game playoff with Colorado, their 163rd game...Set club record with 3.48 ERA, placing 9th in AL...Was 8-3 with a 2.39 ERA (94.1 IP - 25 ER) in 15 second-half starts.
- ◆ **2006** Compiled a 10-8 record with a 3.24 ERA (144.2 IP - 52 ER) in 24 starts with Rays...Made first career All-Star game before being sidelined with shoulder inflammation in the second half...Named Rays Opening Day starter and at 22 yrs., 69 days became the youngest Opening Day hurler since Dwight Gooden (21 yrs. 143 days) in 1986...Was named AL Player of the Week for May 15-21, becoming the youngest pitcher in 25 years to win the honor...Tossed first career complete-game shutout, 7/3 at Tropicana Field, giving up two hits while walking two and striking out 10...Pitched a scoreless inning at the 77th All-Star Game in Pittsburgh...Was placed on DL, 7/24, and was reactivated, 8/11...Made three starts after return, allowing just one earned run in final two starts, but was shelved for final six weeks of season as precaution.
- ◆ **2005** Completed first full season in Majors posting a 10-9 record and a 3.77 ERA (186 IP - 78 ER) in 32 starts...Led club in starts, innings and strikeouts (4th in AL)...Was one of only three pitchers in AL with more strikeouts than hits allowed, joining Randy Johnson and Johan Santana...Only four rookies since 1980 bettered Kazmir's numbers in innings, strikeouts and ERA (Fernando Valenzuela in 1981, Dwight Gooden and Mark Langston in 1984 and Hideo Nomo in 1991)...Was named to **Baseball America's** All-Rookie Team...Had 14 starts with one ER or less, tied with Mark Buehrle and Johan Santana for most in AL...Posted a 7-2 record and a 2.79 ERA (84 IP - 26 ER) in 14 second-half starts...Was the 7th youngest player in the AL...Started season ranked 7th best prospect in all of the Minor Leaguers according to **Baseball America**.
- ◆ **2004** Acquired by Rays, 7/30, from Mets along with RHP Jose Diaz in exchange for RHP Victor Zambrano and RHP Bartolome Fortunato...Was assigned to AA Montgomery but was there just three weeks before promotion to Rays...Made Major League debut, 8/23 at Seattle, recording the victory in Rays' 9-0 win (5 IP, 4 H, 0 R, 3 BB, 4 SO)...At the age of 20 yrs., 7 months, became youngest pitcher in Majors that season and in Rays history...Was youngest pitcher to win Major League debut since Mike Norris with Oakland, 4/10/75...Began season at Mets' single-A affiliate St. Lucie, where he posted a 1-2 record with a 3.42 ERA (50 IP - 19 ER) in 11 starts before being promoted to double-A Binghamton...Made four starts at Binghamton (2-1, 1.73) before being dealt to Tampa Bay...4th youngest play in the AL.
- ◆ **2003** Split time between Capital City and St. Lucie, posting a combined 5-6 record with a 2.63 ERA (109.1 IP - 32 ER)...Led all minor league starting pitchers in SO per 9 IP (11.94)...Had 145 strikeouts in 109.1 IP...Was named Mets' best prospect and 11th-best prospect in all of minor league baseball by **Baseball America**...Helped lead Port St. Lucie to the Florida State League championship, was winning pitcher in title-clinching game, Sept. 9 at Dunedin.
- ◆ **2002** Named **Baseball America's** top left-handed minor league pitcher after posting an 0-1 record with an 0.50 ERA (18 IP - 1 ER) in five starts at single-A Brooklyn...Opponents batted just .089 (5/56) against him.

Personal/Miscellaneous

Full name **SCOTT EDWARD KAZMIR**...Single...Name is pronounced (Kas-meer) and is of Czechoslovakian-Polish decent...Attended Cypress Falls HS in Houston, TX where he was named **Baseball America's** High School Player of the Year in 2002...Started Scott Kazmir foundation which benefits the Children's Dream Fund and other organizations that assist ailing children.

KAZMIR'S CAREER GAME HIGHS

NO-HITTER: -----; **1-HITTER:** -----; **2-HITTER:** July 3, 2006 vs. Boston; **3-HITTER:** -----; **4-HITTER:** -----; **K's (starter):** 13, August 25, 2007 vs. Oakland; **BB's (starter):** 6, 6x; **LONGEST START:** 9.0IP, July 3, 2006 vs. Boston; **ONLY RELIEF OUTING:** Sept 9, 2004 (G1) at NYY (3.0IP); **WINNING STREAK:** 6 games, May 10-June 6, 2008; **LOSING STREAK:** 6 games, Sept 19, 2004-May 7, 2005; **HR:** 4, 2x, Sept 25, 2008 at Detroit; **SHORTEST START:** 1.2IP, April 3, 2011 at KC; **CG:** 1, July 3, 2006 vs. Boston; **CG SHO:** 1, July 3, 2006 vs. Boston; **CAREER 10+ STRIKEOUT GAMES:** 17, last August 26, 2009 at Toronto.



Jason Kipnis

22

Age: 25, born April 3, 1987 in Northbrook, IL...Turns 26 on April 3.

Resides: Chicago, IL

Position: Infielder

Bats: L

Throws: R

Height: 5-11

Weight: 190

ML Service: 1 + 069

Contract Status (Options Remaining): Signed thru 2013 (3)

Acquired: Selected by Cleveland in the 2nd round (63rd overall pick) of the 2009 First-Year Player Draft

| YEAR CLUB | AVG | G | AB | R | H | 2B | 3B | HR | RBI | SH | SF | HB | BB | SO | SB | CS | SLG | OBP | OPS | E |
|----------------------|------|-----|-----|-----|-----|----|----|----|-----|----|----|----|-----|-----|----|----|------|------|------|----|
| 2009 Mahoning Valley | .306 | 29 | 111 | 19 | 34 | 8 | 3 | 1 | 19 | 0 | 2 | 1 | 15 | 18 | 3 | 3 | .459 | .388 | .847 | 0 |
| 2010 Kinston | .300 | 54 | 203 | 33 | 61 | 12 | 3 | 6 | 31 | 2 | 2 | 6 | 24 | 46 | 2 | 3 | .478 | .387 | .865 | 10 |
| Akron | .311 | 79 | 315 | 63 | 98 | 20 | 5 | 10 | 43 | 2 | 0 | 7 | 31 | 61 | 7 | 1 | .502 | .385 | .887 | 13 |
| 2011 Columbus | .280 | 92 | 343 | 65 | 96 | 16 | 9 | 12 | 55 | 5 | 5 | 3 | 44 | 72 | 12 | 1 | .484 | .362 | .846 | 11 |
| CLEVELAND | .272 | 36 | 136 | 24 | 37 | 9 | 1 | 7 | 19 | 0 | 1 | 2 | 11 | 34 | 5 | 0 | .507 | .333 | .841 | 6 |
| 2012 CLEVELAND | .257 | 152 | 591 | 86 | 152 | 22 | 4 | 14 | 76 | 3 | 6 | 5 | 67 | 109 | 31 | 7 | .379 | .335 | .714 | 6 |
| Minor Lge. Totals | .297 | 254 | 972 | 180 | 289 | 56 | 20 | 29 | 148 | 9 | 9 | 17 | 114 | 197 | 24 | 8 | .486 | .378 | .863 | 34 |
| CLEVELAND TOTALS | .260 | 188 | 727 | 110 | 189 | 31 | 5 | 21 | 95 | 3 | 7 | 7 | 78 | 143 | 36 | 7 | .403 | .335 | .738 | 12 |
| American League | .260 | 188 | 727 | 110 | 189 | 31 | 5 | 21 | 95 | 3 | 7 | 7 | 78 | 143 | 36 | 7 | .403 | .335 | .738 | 12 |
| National League | -- | -- | -- | -- | -- | -- | -- | -- | -- | -- | -- | -- | -- | -- | -- | -- | -- | -- | -- | -- |
| M.L. TOTALS | .260 | 188 | 727 | 110 | 189 | 31 | 5 | 21 | 95 | 3 | 7 | 7 | 78 | 143 | 36 | 7 | .403 | .335 | .738 | 12 |

CAREER TRANSACTIONS

2008 Selected by the San Diego Padres in the 4th round of the June draft. Did not sign.

2009 Selected by the Cleveland Indians in the 2nd round of the June draft.

2011 DL – right hamstring strain, 8/14-9/5.

FIELDING BY POSITION

| PCT | 2012 | | | | | | CAREER | | | | | | | |
|------|------|-----|-----|---|-----|----|-------------|------|-----|-----|-----|----|-----|-----|
| | G | PO | A | E | TC | DP | PCT | G | PO | A | E | TC | DP | |
| .991 | 146 | 241 | 440 | 6 | 687 | 94 | Second Base | .986 | 182 | 299 | 540 | 12 | 851 | 110 |

2012 Season Highlights

- ◆ Spent his first full-season in the Major Leagues, finished tied for the team lead in RBI (76) and stolen bases (31)... Finished tied for 6th in the American League in steals (31 in 38 attempts/82%)...Also finished tied for 17th in the AL in runs (86), T14th in walks (67) and T18th in multi-hit games (47)...Season got off to a fine start and spent much of the first half leading the team and ranked in the top 20 in the AL in home runs, RBI, runs, hits and steals before falling off the last three and a half months of the season....Finished 2nd among AL second basemen in RBI (73), 5th in the Majors at the position.
- ◆ Was one of 3 players in the Majors in 2012 with 70+RBI, 80+RS, 10+HR and 25+SB (Kipnis, Mike Trout, Ryan Braun)... Those plateaus were only reached 8 times previously (by 5 players) in Indians history, the last coming in 2007 and 2008 (Sizemore)...Was just the 2nd player in Indians history w/ 10 HR & 20 SBs prior to All-Star break (Sizemore, '07-'08), according to **STATS LLC**
- ◆ Thru games of June 10 was hitting .285 (68-239) with 6 2B, 3 3B, 10HR & 39RBI in 59 games (.805OPS)...In the second half he hit .233 (61-262) with 14 2B, 3HR & 27 RBI in 69 games (.651OPS) and did not homer from June 18-August 18 (206PAs)...Hit .274 (31-113) in 28 games in Sept/Oct to conclude the season on a strong note (6 2B, 1 3B, HR, 11RBI, 19RS) after entering September with a batting average of .253...Also drew 17 walks for the month to post a .369 on-base pct.and drove in 9 runs the last 13 games to tie Santana for the team lead in RBI.
- ◆ Made 145 starts at second and 3 starts at DH while making starts at 5 spots in the batting order. (hit 2nd or 3rd in 117 games)...Swiped a career-high 3 bases on 8/26 vNY...Was successful on 18 straight SBs, 4/24-7/1... Hit .287 (72-251) with runners on base and led the team with a .303 average with RISP...Missed 4 games of August 9-12 vs BOS (stiff neck).

- ◆ Was very good defensively at second base, posting the 3rd-best fielding pct among American League second basemen (146 games, 6 errors, 687 total chances)...Had a 57-game errorless streak from May 29-August 7 and had just 3 errors the last 98 games of the season after May 28th.

Pro Career

- ◆ **2011** Had a very promising season in just his third professional campaign and 2009 draft pick spent the second half of the season in the Major Leagues around a three and a half week trip to the disabled list in August/September..Began the season in AAA Columbus out of spring training and hit .279 (95-341) with 64 runs, 15 doubles, 9 triples, 12HR, 55RBI and 12 stolen bases in 91 games (.361OBP/.481SLG/.842OPS) with AAA Columbus before he was promoted to Cleveland on 7/21...At the time of his 7/21 promotion he was leading the Int'l League in triples (9), was 2nd in runs (64), T12th in RBI (55) and T17th in stolen bases (12) and he hit .316 (52-95) with runners in scoring position...He started at second base in the Triple A All-Star game and homered in the XM Futures Game... Prior to the 2011 season, he was named the best prospect in the Indians organization by **Baseball Prospectus** and was also selected to the International League post-season all-star team, the **Baseball America** Triple A All-Star Team and was named Indians Minor League Player of the Year for 2nd straight year in 2011...Contract purchased from AAA Columbus on 7/21 and made his MLB debut the next night vs. the Chicago White Sox (0-2, HBP)... Collected his first Major League hit on 7/25 vs. the LA Angels, a walk-off 9th inning game-winner off Hisanori Takahashi...Only Indian since the RBI became an official statistic to produce his first MLB hit in walk-off fashion (Elias) and just the 5th MLB player since 2002 to do it...Hit his first Major League home run on 7/31 off Kansas City's Danny Duffy...Homered in an Indians season-high 4 straight games from 7/31-8/3, equaling the club record for HR in consecutive games by a Rookie (Al Rosen, June 1950)...Was the first player in major-league history to homer in four consecutive games within two weeks of his debut and first Indians batter with HR in 4 straight since Travis Hafner in August 2006...First Indians 2B to HR in 4 straight games in 111-year history of franchise...Last rookie with HR in 4 straight games, PIT OF Garrett Jones 2009...Last MLB batter to HR in 4 straight w/in first 10 games of his MLB career was Graig Nettles in 1968 with Minnesota (ELIAS)...Went 5 for 5 w/4RS, HR, 2B & 3RBI on 8/10 vs. Detroit, becoming the first Indians rookie and 14th overall since 1920 to collect 5hits, 4RS & 3RBI in the same game...2nd Indian ever w/6HR in first 16 career games (Luis Medina, 1988)... Did not play from 8/13-17 with a strained right oblique and was in the lineup of 8/18 at Chicago-AL before injuring his right hamstring in pre-game stretching and was placed on the 15-day DL the next day...Was on the 15-day DL from 8/13-9/5...Made 34 starts (36G) at second base and compiled a fielding % of .963 (164TC, 6E).
- ◆ **2010** In 2nd professional season hit a combined .307 (159-518) with 96RS, 32 2B, 8 3B, 16HR and 74RBI in 133 games between Kinston and Akron and was named the Tribe's Minor League Player of the Year (Lou Boudreau Award) and was named a **Baseball America** Minor League All-Star, all while making the transition from outfield to second base...Following the completion of the Aeros season, Kipnis joined the AAA Columbus Clippers for their playoffs and batted .455 (10-22) with 9RS, 3 2B, 2 3B, 2HR and 3RBI in 5 games for the IL and Triple-A Champions...Hit for the cycle in the IL championship game vs. Durham on 9/17 and was a single short of the cycle (3-4, 3RS) in the Triple-A Championship Game vs. Tacoma on 9/ 21...Was named to the Arizona Fall League Rising Stars game as well after the season and hit .295 (23-78) with 11 2B, 3HR & 19RBI in 19 games for Peoria (Was T5th in the AFL in RBI and 9th with a .966 OPS)...Promoted to AA Akron in early June...Kipnis led the entire Indians minor league system in hits (159) and runs scored (96) and ranked T3rd in triples (8), 4th in doubles (32), T5th in HR (16) and T5th in RBI (74)... Following the season he was named the 9th best prospect in the Eastern League by **Baseball America** (3rd best prospect in the Indians system entering 2011).
- ◆ **2009** Was named 10th best prospect in the Indians system by **Baseball America** entering 2010 and 9th best prospect in the New York-Penn League at the end of 2009.

KIPNIS' CAREER GAME HIGHS

HITS: 5, August 10, 2011 vs. Detroit; **RUNS:** 4, August 10, 2011 vs. Detroit; **DOUBLES:** 2, July 16, 2012 at Tampa Bay; **HR:** 2, May 26, 2012 at Chicago-AL; **Consecutive Games with HR:** 4, July 31-August 3, 2011 **RBI:** 4, 3x, last Juen 1, 2012 vs Minnesota; **SB:** 3, August 26, 2012 vs. New York-AL; **BB:** 3, 2x, Sept 29, 2012 vs. KC; **HITTING STREAK:** 10 games, two times, last Sept 16-28, 2012; **GRAND SLAMS:** 1, June 1, 2012 vs. MIN; **LEAD-OFF HR:** 2, Aug 30, 2012 vs. OAK; **"WALK-OFF" HR:** n/a; **PINCH-HIT HR:** n/a

College Career

◆ Played two seasons at Arizona State University in 2008 and 2009... In 2009 he hit .384 (91-237) with 21 2B, 16HR & 71 RBI in 63 games (76RS, 27 SB)...In 2009 he was a first team All-America selection by **Baseball America**, **Collegiate Baseball**, **Rivals.com** and the **NCBWA**, was a semi-finalist for the Golden Spikes Award and was named Pac 10 Player of the Year...ASU advanced to the CWS in his junior season of 2009...In 2008 earned Pac-10 Newcomer of the Year honors...Was named First Team All-Pac-10, First Team All-West Region by the **ABCA**, Second Team All-America by the ABCA and a Third Team All-American by **Baseball America**...Hit .371 with 14 homers and 73 RBI while starting all 62 games in 2008...Red-shirted in 2006 at the University of Kentucky and played at UK in 2007 before transferring...Played for the Cotuit Kettleers of the Cape Cod League over the 2008 summer... Selected by the San Diego Padres in the 4th Round (135th Overall) in the 2008 Major League Baseball Draft, but did not sign...Majored in BIS at Arizona State.

KIPNIS' FAVORITES

Favorite Movie: Dark Knight
Favorite Group/Artist: Skrillex
Favorite Athlete Growing Up:
Michael Jordan/Derrick Rose (Current)
Favorite Team Growing Up:
Chicago Bulls
Person Who Has Most Influenced You:
Dad (Mark)
Favorite Road City: Chicago
Favorite Road Stadium: Fenway Park
Favorite TV Show: Baseball Tonight

Personal/Miscellaneous

Full name **JASON MICHAEL KIPNIS**...Single...2005 graduate of Glenbrook North High School in Northbrook, Illinois... Earned three letters in baseball and two in football...Earned First Team All-State honors and was the Central Suburban League Most Valuable Player as a senior...Was an All-Conference wide receiver, setting school records for catches, yards and TDs in a season...Was the 2012 club Roberto Clemente Award Nominee for his work with youth baseball camps and his participation in the Baseball Tomorrow Fund/Equipment Drive...2013 TribeFest participant.



Jason Kipnis & Vinnie Pestano visit 10-year old cancer patient Clayton Turner in Spring 2012



Corey Kluber

28

Age: 26, born April 10, 1986 in Birmingham, AL...Turns 27 on April 10

Resides: Jacksonville, FL

Position: Pitcher

Bats: R

Throws: R

Height: 6-4

Weight: 215

ML Service: 0 + 074

Contract Status (options remaining): Signed thru 2013 (1)

Acquired: July 31, 2010; Acquired from the San Diego Padres in a 3-team trade sending RHP Jake Westbrook (from Cleveland) & LHP Nick Greenwood (from SD) to the St. Louis Cardinals; OF Ryan Ludwick from St. Louis to San Diego.

| YEAR | CLUB | W-L | ERA | G | GS | CG | SHO | SV | IP | H | R | ER | HR | HB | BB | SO | WP | BK | OPPONENTS | | |
|--------------------------|---------------|--------------|-------------|------------|------------|-----------|-----------|-----------|--------------|------------|------------|------------|-----------|-----------|------------|------------|-----------|-----------|-------------|-------------|-------------|
| | | | | | | | | | | | | | | | | | | | AVG | SLG | OBP |
| 2007 | Eugene | 1-1 | 3.51 | 10 | 7 | 0 | 0 | 0 | 33.1 | 28 | 16 | 13 | 1 | 2 | 15 | 33 | 0 | 0 | .230 | .328 | .319 |
| 2008 | Ft. Wayne | 4-3 | 3.21 | 10 | 10 | 0 | 0 | 0 | 56.0 | 49 | 25 | 20 | 8 | 6 | 13 | 72 | 4 | 0 | .229 | .416 | .291 |
| | Lake Elsinore | 2-5 | 6.01 | 19 | 16 | 0 | 0 | 0 | 85.1 | 93 | 62 | 57 | 9 | 2 | 34 | 75 | 5 | 0 | .280 | .455 | .347 |
| 2009 | Lake Elsinore | 7-9 | 4.54 | 19 | 19 | 0 | 0 | 0 | 109.0 | 110 | 65 | 55 | 9 | 6 | 36 | 124 | 8 | 0 | .261 | .420 | .328 |
| | San Antonio | 2-4 | 4.60 | 9 | 9 | 0 | 0 | 0 | 45.0 | 45 | 25 | 23 | 5 | 2 | 34 | 35 | 1 | 1 | .266 | .402 | .389 |
| 2010 | San Antonio | 6-6 | 3.45 | 22 | 21 | 0 | 0 | 0 | 122.2 | 121 | 59 | 47 | 7 | 9 | 40 | 136 | 5 | 0 | .259 | .360 | .327 |
| | Akron | 2-2 | 3.76 | 5 | 5 | 0 | 0 | 0 | 26.1 | 38 | 12 | 11 | 0 | 2 | 10 | 21 | 1 | 0 | .345 | .427 | .407 |
| | Columbus | 1-1 | 3.27 | 2 | 2 | 0 | 0 | 0 | 11.0 | 10 | 4 | 4 | 1 | 2 | 6 | 8 | 0 | 0 | .263 | .421 | .391 |
| 2011 | Columbus | 7-11 | 5.56 | 27 | 27 | 0 | 0 | 0 | 150.2 | 153 | 101 | 93 | 19 | 8 | 70 | 143 | 12 | 0 | .263 | .423 | .349 |
| | CLEVELAND | 0-0 | 8.31 | 3 | 0 | 0 | 0 | 0 | 4.1 | 6 | 4 | 4 | 0 | 2 | 3 | 5 | 1 | 0 | .300 | .300 | .440 |
| 2012 | Columbus | 11-7 | 3.59 | 21 | 21 | 1 | 0 | 0 | 125.1 | 121 | 62 | 50 | 9 | 5 | 49 | 128 | 6 | 0 | .251 | .365 | .325 |
| | CLEVELAND | 2-5 | 5.14 | 12 | 12 | 0 | 0 | 0 | 63.0 | 76 | 44 | 36 | 9 | 4 | 18 | 54 | 2 | 0 | .295 | .484 | .35 |
| Minor Lge. Totals | | 43-49 | 4.39 | 144 | 137 | 1 | 0 | 0 | 764.2 | 768 | 431 | 373 | 68 | 44 | 307 | 775 | 42 | 1 | .262 | .401 | .338 |
| CLEVELAND TOTALS | | 2-5 | 5.35 | 15 | 12 | 0 | 0 | 0 | 67.1 | 82 | 48 | 40 | 9 | 6 | 21 | 59 | 3 | 0 | .295 | .471 | .357 |
| American League | | 2-5 | 5.35 | 15 | 12 | 0 | 0 | 0 | 67.1 | 82 | 48 | 40 | 9 | 6 | 21 | 59 | 3 | 0 | .295 | .471 | .357 |
| National League | | -- | -- | -- | -- | -- | -- | -- | -- | -- | -- | -- | -- | -- | -- | -- | -- | -- | -- | -- | -- |
| M.L. TOTALS | | 2-5 | 5.35 | 15 | 12 | 0 | 0 | 0 | 67.1 | 82 | 48 | 40 | 9 | 6 | 21 | 59 | 3 | 0 | .295 | .471 | .357 |

CAREER TRANSACTIONS

2007 Selected by the San Diego Padres in the 4th round of the June draft.

2010 Acquired by the Cleveland Indians from the San Diego Padres in a three team deal that sent Jake Westbrook to the St. Louis Cardinals, 7/31.

FIELDING BY POSITION

| PCT | G | PO | 2012 | | | | DP | Pitcher | PCT | G | PO | CAREER | | | |
|-------|----|----|------|---|----|----|----|---------|-----|---|----|--------|----|----|----|
| | | | A | E | TC | DP | | | | | | A | E | TC | DP |
| 1.000 | 12 | 9 | 5 | 0 | 14 | 1 | | 1.000 | 15 | 9 | 5 | 0 | 14 | 1 | |

PITCHERS HITTING

| AVG | AB | 2012 | | | RBI | AVG | AB | CAREER | | |
|-----|----|------|----|-----|-----|-----|----|--------|----|-----|
| | | H | HR | RBI | | | | H | HR | RBI |
| -- | -- | -- | -- | -- | -- | -- | -- | -- | -- | -- |

2012 Season Highlights

- ◆ Split the season between Triple A Columbus and Cleveland, spending the last two months of the season in the Indians rotation and finished 2nd on the staff with 7.7 strikeouts per 9.0IP while yielding just 2.6 walks per 9.0IP.
- ◆ Spent the first four months of the year with the Clippers where he went 11-7 with a 3.59 ERA in 21 starts (1CG, 125.1IP, 121H, 50ER, 49BB, 128K, 9HR, .251AVG). . Over his last 9 starts from June 14-July 27 he was 7-1 with a 3.03 ERA, lowering his season ERA from 4.14 to 3.59 (62.1IP, 48H, 21ER, 55K)...At the time of his August 2nd (Derek Lowe DFA) recall he was leading the International League in strikeouts (128, 9.2K/9.0IP), was tied for first in wins (11) and 5th in innings pitched (125.1IP)...Fanned 8 or more batters in five AAA starts, including a pair of 10SO games.
- ◆ Made his first Major League start on August 2 at Kansas City (4.1IP, 9H, 6R/ER), allowing all 6 runs in the first inning on 6 hits before tossing 3.1 scoreless frames...Had an ERA of 10.50 in his 12 starts with Cleveland (12.0IP, 22H, 14R/ER)...Went 0-3 with a 5.16 ERA in 5 August starts, losing three straight decisions from August 12-29, and fanned a career/season-high 7 batters on August 29 vs. Oakland (6.0IP)...Went at least 5.0IP in 9 of his 12 starts with the Tribe (including 8 of the last 9GS).

- ◆ Picked up his first Major League win on September 3 at Detroit (6.0IP, 6H, 2R/ER, 1BB, 4K) and went 2-2 with a 5.13 ERA in 6 Sept/Oct starts (33.1IP, 36H, 19ER)...Picked up 2nd career win on Sept 25 at CWS, working a career-high 7.0IP while yielding just 2 runs and 4 hits in a game with pennant implications...Worked at least 5.0IP in each of his last 4 starts and over his last 3 starts had an ERA of 4.34 (18.2IP, 14H, 9ER, .206AVG)...With Cleveland batters hit .230 (14-61) with the bases empty, .327 (36-110) with runners on base and .380 (27-71) with RISP...Underwent right knee meniscectomy on November 30 at the Cleveland Clinic. (Dr. Rick Parker) after injuring the joint playing with his young daughter at his off-season home...Named 12th best prospect in the International League by **Baseball America** following the 2012 season.

Pro Career

- ◆ **2011** Spent most of the season at AAA Columbus where he went 7-11 with a 5.56 ERA (150.2IP, 153H, 101R/93ER, 70BB, 143K, .263 avg) in 27 regular season starts...He finished the regular season tied for 3rd in the International League in strikeouts with 143...On the year he went at least 5.0IP in 22 of 27 AAA starts...Over his last 4 starts at AAA from 8/16-9/5 he recorded an ERA of 3.57 (22.2IP, 14H, 9ER, 28K)...Fanned at least 9 batters in 3 starts for Columbus and a season-high 11 in 6.2 no-hit, scoreless innings (5BB, 11K) on 8/16 at Pawtucket...Led all Indians minor leaguers in strikeouts (143) and was 3rd in innings pitched...He made his Major League debut on 9/1 after being recalled that morning when roster expanded...Debut came that day vs. Oakland (1.1IP, 2H, 0R, BB, 2K)...Optioned back on 9/3, making 1 start on 9/5 at Toledo (4.0IP, 3H, 2R/1ER) before being recalled for the remainder of the season on 9/20...Made 2 appearances the final 10 days of the season (3.0IP, 4H, 4ER, 2BB, 3K).
- ◆ **2010** Kluber was acquired from San Diego Padres on 7/31 as part of a three-team trade between the Indians, Padres and STL and spent the rest of the season between AAA Columbus and Akron, going 3-3 with a 3.61ERA in 7GS (37.1IP, 48H, 16R/15ER, 16BB, 29K)...His 165 combined strikeouts on the season ranked tied for 8th among all minor league pitchers...Over his last 3 starts at AA Akron and 2 starts at AAA Columbus he was 3-1 w/a 1.84 ERA (29.1IP, 29H, 6ER, 10BB, 20K)...Combined thru the 3 stops he was 9-9 w/a 3.49 ERA in 29 games/28GS (160.0IP, 169H, 62ER, 56BB, 165K)...At the time of the 7/31 trade, he was with AA San Antonio and was leading the Texas League in strikeouts (136), strikeouts per 9.0IP (9.98K/9.0IP) and was 2nd in innings (122.2IP)...with a 1.73 ERA (26.0IP, 18H, 5R/ER, 8BB, 30K) and the Texas League named him the player of the week just prior to the trade...Had an 11 strikeout game on 6/17...Added to 40-man roster on 11/19.
- ◆ **2009** Between A Lake Elsinore and AA San Antonio he went a combined 9-13 with a 4.56 ERA (154.0IP, 155H, 90R/78ER, 70BB, 159K) in 28 starts...He tied for seventh in strikeouts among all of minor league baseball with 159 in 2009...Struck out 14 batters on 6/17 vs. Bakersfield with Lake Elsinore before being promoted to San Antonio on 7/19.
- ◆ **2008** Split season between Fort Wayne of the Midwest League and Lake Elsinore of the California League...Fanned 72 in 56.0IP for Ft Wayne, where he ended the season with back-to-back double digit strikeout starts.
- ◆ **2007** The Padres selected Kluber, a 6-4, 215-pound right-hander, in the 4th round (134th overall) of the 2007 June draft out of Stetson University (FL).

KLUBER'S FAVORITES

Favorite Movie: Tin Cup
Favorite Group/Artist: Eric Church
Favorite Athlete Growing Up: Michael Jordan
Person Who Most Influenced: Wife, Amanda
Favorite Team Growing Up: Dallas Stars
Favorite Thing to do Away From Baseball: Golf
Favorite TV Show: Game of Thrones

Personal/Miscellaneous

Full name **COREY SCOTT KLUBER**...Married, Amanda...Daughter, Kendall (1)...Played three years at Stetson (FL) where during his junior season in 2007 he was 12-2 w/a 2.05 ERA in 17 starts (114IP, 117K) and was named to the ABCA All-Atlantic Region Second Team, Atlantic Sun Conference Pitcher of the Year and third team all-America and led the Hatters to the NCAA Tallahassee Regional...The right-handed pitcher was named to the first ever **All Ping!** Second Team by **www.pingbaseball.com**...Graduated from Coppell High School (TX) in 2004 where he was a two-time all-district performer...Was named preseason All-State and to the Perfect Game Top 100 in 2004...2013 TribeFest participant.

KLUBER'S CAREER GAME HIGHS

BB's: 3, 3x; **K's:** 7, August 29, 2012 vs. Oakland; **LONGEST OUTING:** 7.0IP, September 25, 2012 at Chicago-AL; **WINNING STREAK:** 1, 2x; **LOSING STREAK:** 3 games, August 12-29, 2012; **HR:** 2, 2x; **LAST WIN:** Sept 25, 2012 at Chicago-AL; **LAST SAVE:** N/A.



Matt Langwell

78

Age: 26, born May 6, 1986 in Bryan, TX

Resides: College Station, TX

Position: Pitcher

Bats: R

Throws: R

Height: 6-2

Weight: 220

ML Service: 0 + 000

Contract Status: Signed thru 2013

Acquired: Selected by Cleveland in the 11th round (351st overall) of the 2008 First-Year Player Draft.

| YEAR | CLUB | W-L | ERA | G | GS | CG | SHO | SV | IP | H | R | ER | HR | HB | BB | SO | WP | BK | OPPONENTS | | |
|--------------------------|-----------------|--------------|-------------|------------|----------|----------|----------|-----------|--------------|------------|------------|------------|-----------|-----------|------------|------------|-----------|----------|-------------|-------------|-------------|
| | | | | | | | | | | | | | | | | | | | AVG | SLG | OBP |
| 2008 | Mahoning Valley | 1-4 | 7.47 | 12 | 7 | 0 | 0 | 0 | 31.1 | 52 | 27 | 26 | 6 | 3 | 11 | 20 | 4 | 0 | .369 | .603 | .426 |
| 2009 | Lake County | 1-4 | 1.97 | 45 | 0 | 0 | 0 | 4 | 68.2 | 54 | 21 | 15 | 4 | 2 | 22 | 68 | 2 | 0 | .217 | .301 | .285 |
| 2010 | Kinston | 4-2 | 2.41 | #45 | 0 | 0 | 0 | 5 | 56.0 | 44 | 16 | 15 | 4 | 1 | 14 | 58 | 2 | 0 | .219 | .299 | .272 |
| 2011 | Akron | 4-1 | 2.66 | 36 | 1 | 0 | 0 | 3 | 50.2 | 43 | 17 | 15 | 4 | 2 | 20 | 54 | 2 | 0 | .226 | .368 | .305 |
| | Columbus | 1-0 | 4.00 | 12 | 0 | 0 | 0 | 0 | 18.0 | 19 | 9 | 8 | 1 | 2 | 8 | 17 | 1 | 0 | .264 | .389 | .354 |
| 2012 | Akron | 0-0 | 0.63 | 10 | 0 | 0 | 0 | 3 | 14.1 | 10 | 2 | 1 | 0 | 0 | 5 | 18 | 0 | 0 | .217 | .217 | .294 |
| | Columbus | 4-0 | 3.29 | 32 | 0 | 0 | 0 | 0 | 54.2 | 49 | 21 | 20 | 0 | 7 | 22 | 63 | 2 | 0 | .238 | .291 | .331 |
| Minor Lge. Totals | | 15-11 | 3.07 | 192 | 8 | 0 | 0 | 15 | 293.2 | 271 | 113 | 100 | 19 | 17 | 102 | 298 | 13 | 0 | .245 | .351 | .317 |

CAREER TRANSACTIONS

2008 Selected by the Cleveland Indians in the 11th round of the June Draft.

2012 Season Highlights

◆ Split season between AA Akron and AAA Columbus where he went 4-0 w/a 2.74ERA in 42 relief outings (69.0IP, 59H, 21ER, 27BB, 81K, .230AVG, 0 home runs)...Began the year at Akron and was promoted to Columbus for the remainder of the season on May 10...Did not allow a run over his last 8.1IP (6G) for Akron...Went 2-0 w/a 1.98 ERA in 9 August appearances for the Clippers (13.2IP, 11H, 3R/ER, 20K)...Averaged 10.6K per 9.0IP for the season and had a BB/SO ratio of 3.00...On the year right-handed batters hit .211 (30-142) off him...Pitched for Carolina in the Puerto Rican Winter League after the season, recording an ERA of 1.13 in 13 games (16.0IP, 14H, 2ER, 12K).

Pro Career

- ◆ **2011** Went a combined 5-1 with a 3.01 ERA in 48 games (68.2IP, 62H, 23ER, 71K, .237AVG) between Akron and Columbus...Promoted to Columbus on 8/1.
- ◆ **2010** Tied for the Carolina League lead in games pitched (45) and led all Carolina League relievers with a SO/IP (9.32) ratio and baserunners per 9.0IP (9.48) and was 2nd in relief average against (.219).
- ◆ **2009** Ranked 2nd in the South Atlantic League with 11 holds.

Personal/Miscellaneous

Full name **MATTHEW AUGUST LANGWELL**...Married, Stephanie... 2004 graduate of A&M Consolidated High School in College Station...Pitched at Sam Houston State in 2005 and at Rice in 2007-08...Did not pitch in 2006 (right elbow reconstruction)...Went 5-1 with a 4.35ERA during 2008 season on a team that advanced to the College World Series... In 2007 was the lone Rice pitcher to earn selection to both the NCAA Regional and C-USA all-tournament teams...Conference USA leader in ERA (2.35) and opponents' batting average (.206).



Matt LaPorta

7

Age: 28, born January 8, 1985 in Port Charlotte, FL

Resides: Indian Rocks Beach, FL

Position: First Base/Outfield

Bats: R

Throws: R

Height: 6-2

Weight: 215

ML Service: 2 + 115

Contract Status: Signed thru 2013

Acquired: July 7, 2008; Acquired from the Milwaukee Brewers along with OF Michael Brantley, LHP Zach Jackson & RHP Rob Bryson in exchange for LHP CC Sabathia.

| YEAR | CLUB | AVG | G | AB | R | H | 2B | 3B | HR | RBI | SH | SF | HB | BB | SO | SB | CS | SLG | OBP | OPS | E |
|--------------------------|---------------|------|-----|------|-----|-----|----|----|----|-----|----|----|----|-----|-----|----|----|------|------|-------|----|
| 2007 | Helena | .259 | 7 | 27 | 4 | 7 | 1 | 0 | 2 | 4 | 0 | 0 | 0 | 1 | 8 | 0 | 0 | .519 | .286 | .804 | 0 |
| | West Virginia | .318 | 23 | 88 | 18 | 28 | 8 | 0 | 10 | 27 | 0 | 2 | 5 | 7 | 22 | 0 | 1 | .750 | .392 | 1.142 | 0 |
| 2008 | Huntsville | .288 | 84 | 302 | 56 | 87 | 23 | 2 | 20 | 66 | 0 | 4 | 15 | 45 | 63 | 2 | 1 | .576 | .402 | .978 | 2 |
| | Akron | .233 | 17 | 60 | 6 | 14 | 1 | 0 | 2 | 8 | 0 | 1 | 2 | 4 | 12 | 0 | 0 | .350 | .299 | .649 | 1 |
| 2009 | Columbus | .299 | 93 | 338 | 63 | 101 | 23 | 2 | 17 | 60 | 1 | 3 | 9 | 42 | 56 | 1 | 3 | .530 | .388 | .917 | 9 |
| | CLEVELAND | .254 | 52 | 181 | 29 | 46 | 13 | 0 | 7 | 21 | 0 | 2 | 3 | 12 | 37 | 2 | 0 | .442 | .308 | .750 | 4 |
| 2010 | Columbus | .362 | 18 | 69 | 7 | 25 | 4 | 0 | 5 | 16 | 0 | 0 | 0 | 12 | 10 | 0 | 1 | .638 | .457 | 1.094 | 0 |
| | CLEVELAND | .221 | 110 | 376 | 41 | 83 | 15 | 1 | 12 | 41 | 0 | 2 | 1 | 46 | 82 | 0 | 0 | .362 | .306 | .668 | 3 |
| 2011 | CLEVELAND | .247 | 107 | 352 | 34 | 87 | 23 | 1 | 11 | 53 | 0 | 5 | 5 | 23 | 87 | 1 | 0 | .412 | .299 | .711 | 7 |
| | Columbus | .444 | 2 | 9 | 2 | 4 | 0 | 0 | 1 | 3 | 0 | 0 | 0 | 0 | 1 | 0 | 0 | .778 | .444 | 1.222 | 0 |
| 2012 | Columbus | .264 | 101 | 375 | 56 | 99 | 19 | 1 | 19 | 62 | 0 | 6 | 9 | 44 | 81 | 0 | 3 | .472 | .350 | .822 | 5 |
| | CLEVELAND | .241 | 22 | 58 | 2 | 14 | 2 | 0 | 1 | 5 | 0 | 0 | 1 | 1 | 17 | 0 | 0 | .328 | .267 | .594 | 0 |
| Minor Lge. Totals | | .288 | 345 | 1268 | 212 | 365 | 79 | 5 | 76 | 246 | 1 | 16 | 40 | 155 | 253 | 3 | 9 | .538 | .379 | .916 | 17 |
| CLEVELAND TOTALS | | .238 | 291 | 967 | 106 | 230 | 53 | 2 | 31 | 120 | 0 | 9 | 10 | 82 | 223 | 3 | 0 | .393 | .302 | .694 | 14 |
| American League | | .238 | 291 | 967 | 106 | 230 | 53 | 2 | 31 | 120 | 0 | 9 | 10 | 82 | 223 | 3 | 0 | .393 | .302 | .694 | 14 |
| National League | | -- | -- | -- | -- | -- | -- | -- | -- | -- | -- | -- | -- | -- | -- | -- | -- | -- | -- | -- | -- |
| M.L. TOTALS | | .238 | 291 | 967 | 106 | 230 | 53 | 2 | 31 | 120 | 0 | 9 | 10 | 82 | 223 | 3 | 0 | .393 | .302 | .694 | 14 |

CAREER TRANSACTIONS

- 2003 Selected by the Chicago Cubs in the 14th round of the June draft. Did not sign.
- 2006 Selected by the Boston Red Sox in the 14th round of the June draft. Did not sign.
- 2007 Selected by the Milwaukee Brewers in the 1st round (7th overall) of the June draft.
- 2008 Acquired by the Cleveland Indians, along with Rob Bryson, Zach Jackson and a PTBNL (Michael Brantley), from the Brewers in exchange for C.C. Sabathia, 7/7.
- 2011 DL – right ankle sprain, 6/18-7/5.

FIELDING BY POSITION

| PCT | 2012 | | | | | | CAREER | | | | | | | |
|-------|------|----|----|----|----|----|------------|------|-----|------|-----|----|------|-----|
| | G | PO | A | E | TC | DP | PCT | G | PO | A | E | TC | DP | |
| 1.000 | 11 | 56 | 6 | 0 | 62 | 5 | First Base | .994 | 211 | 1756 | 109 | 12 | 1877 | 162 |
| -- | -- | -- | -- | -- | -- | -- | Outfield | .977 | 46 | 82 | 3 | 2 | 87 | 0 |
| 1.000 | 11 | 56 | 6 | 0 | 62 | 5 | Totals | .993 | 257 | 1838 | 112 | 14 | 1964 | 162 |

2012 Season Highlights

- ◆ Spent virtually the entire season at AAA Columbus where he split time between first base (52 games) and left field (25 games)...Spent two stints with Cleveland, June 3-12, and August 24 thru the end of the season...Season got off to a hot start, hitting .304 (75-247) in 67 first half games with 14 2B, 17HR & 43 RBI (.968OPS) and ranked in the top 10 in the International League in slugging pct., homers, OPS, average, total bases, runs, on-base pct. and RBI...Hit .188 (24-128) in the second half with 5 2B, 2HR & 19RBI in 34 games and at the time of his second August 24th recall to Cleveland ranked 9th in the International League in slugging pct. (.472) and home runs (19), tied for 10th in RBI (62) and 11th in OPS (.822).
- ◆ Hit .294 off left-handed pitching at Triple-A (.252 off RHP) and had 14HR/37RBI in 49 home games in Huntington Park... Over his first June stint with Cleveland he was 2-for-11 with a RS in 3 games in over his August/September stint he was 12-for-47 (.255) with 2 2B, 1HR & 5RBI in 18 games (.647OPS)...With Cleveland he made 8 starts at first base (11 games) and 7 starts at DH...Collected a season-high 3 hits and only HR of the Major League season on September 13 at Texas...HR came off Derek Holland...On the year drew just 1 walk in 60 plate appearances for an on-base pct of .267.

- ◆ Underwent a left hip arthroscopy in Nashville, TN on October 18...The procedure was performed by Dr. Thomas Byrd of the Nashville Sports Medicine & Orthopaedic Center (debridement of the left hip joint,same hip as 2009 procedure)... Outrighted off the 40-man roster on November 20.

Pro Career

- ◆ **2011** Spent virtually the entire season in Cleveland and was the club's primary first baseman for much of the season... Made 89 starts at first base (97 games) and 7 starts at DH...Enjoyed his second career 4-hit game on 5/16 at Kansas City and hit his second career walk-off HR on 7/30 vs. Kansas City off Joakim Soria (2nd of his career)...Was on the 15-day disabled list for the first time in his career from 6/18-7/6 after spraining his right ankle running the bases on 6/17 vs. Pittsburgh...Optioned to AAA Columbus from 8/30-9/8 after hitting .238 (76-319) w/11HR & 44RBI thru his first 97 games of the season (.694OPS)...Appeared in only 2 games at AAA Columbus, both multi-hit games (4-9, HR, 3RBI, 2RS), due to the birth of first child on 9/4... After his 9/9 recall he hit .333 (11-33) with 5 2B & 9 RBI in 10 games (9 GS at first base, .874OPS) and hit in a season-high 8 straight games from 9/10-26...Average went down 4 straight months from April thru July (.247; .240; .239; .217)
- ◆ **2010** Spent most of the season in Cleveland save a 3 week stint in AAA Columbus in June...Was the Tribe's opening day first baseman at Chicago, his first career opening day start.... Batted .218 (26-119) with 13 runs scored, 4 doubles, a home run and 7RBI in 35 games before being optioned to Columbus on 6/7 to get more at bats...Recalled from Columbus on 6/27 and spent the remainder of the season with Cleveland after Russell Branyan was traded to Seattle and was the club's primary first baseman over the last 3 months of the season...Homered in 3 straight games, 6/29-7/1 upon his return...Hit .362 (25-69) w/7RS, 4 doubles, 5HR and 16RBI in 18 games with the Clippers...Was hot upon his return, hitting .286 (30-105) with 6 2B, 4HR & 16 RBI in 30 games from 6/27-7/31...Cooled over the last 2 months, hitting .147 (19-129) from August 10 thru the end of the season...Hit .153 (11-72) in 22 Sept/Oct games with 2 2B, 3HR, & 7RBI...Hit a grand slam, the first of his career, and collected a career-high 4RBI on 9/18 at KC off Sean O'Sullivan.
- ◆ **2009** Split the season between AAA Columbus and Cleveland, his first taste at the Major League level in just his 2nd full professional season...LaPorta spent the majority of the 2009 season at AAA Columbus where he hit .299 (101-338) with 23 2B, 2 3B, 17HR & 60RBI in 93 games for the Clippers...He finished 4th in the IL in slugging % (.530), 5th in on-base % (.388), 2nd in OPS (.917) & T11th in HR (17) despite not playing at the AAA level after 8/19...Was 12th in the league in batting average...At AAA he appeared in 44 games in the OF and 46 games at first base (11GS in OF w/ CLE, 1GS @1B)...Spent two stints with Cleveland from 5/2-26 (.190, 8-42, HR, 4RBI) and then from 8/19-on...Made his Major League debut on 5/3 at Detroit and collected his first hit/home run on 5/4 at Toronto (Tallet)...Recalled a second and final time on 8/19 and promptly hit in a career-high 10 straight games from 8/20-29 (.410, 2HR & 6RBI)... Enjoyed a career-high 4 hits (4-4, 2B) on 8/29 at Baltimore...During his 2nd stint after 8/19 he hit .273 (38-139) with 12 2B, 6HR & 17 RBI in 39 games (.805OPS)...Overall with Cleveland he made 29 starts in LF, 10 starts in RF and 10 starts at first base...Bothered by hip and toe injuries late in the season that required surgery on 10/14 in Vail, CO under the same anesthesia...The arthroscopic hip surgery was performed by Dr. Marc Philippon (debridement of a bony impingement in the joint) and the left great toe procedure was performed by Dr. Thomas Clanton...Named the 2nd best prospect in organization by **Baseball America** entering 2009 and the 14th overall prospect in baseball by **MLB.com**.
- ◆ **2008** Acquired from Milwaukee on 7/7 in 5-player trade that sent CC Sabathia to the Brewers... Combined on the season he hit .279 (101-362) with 24 2B, 22HR & 74RBI in 101 games (.386OB/.539SLG/.924OPS) between AA Huntsville and AA Akron and also spent 3 ½ weeks in August in Beijing, China playing in the 2008 Olympics for Team USA... Finished 7th among all Double-A hitters in slugging % and T11th in HR (22) in just 362 at bats...After the season was named to the **Baseball America** Minor League All-Star Team (all levels) and the **Baseball America** Double-A All-Star Team...Entered 2008 as the #1 prospect & Best Power Hitter in the Brewers system by **Baseball America** and was designated in July as the 7th best prospect overall in the entire minor leagues & #4 Southern League and best power hitter prospect by **BA**...Played in the 2008 Futures Game in Yankee Stadium and was a Southern League All-Star... Started his first full professional season at AA Huntsville and quickly acclimated to Double-A baseball, driving in 36 runs over his first 31 games...At the time of the trade he was leading Southern League in homers (20), is 2nd in RBI (66) and extra base hits (41), 3rd in slugging % (.576), 6th in on-base % (.402) and tied for 5th with 56 runs...His 20 HR were T2nd among all Brewers farmhands despite not playing at game w/them after 7/5...Reported to Akron and played his first game on 7/9 and was 6 for his first 16 (.375, HR, 4RBI) before leaving the team for 8 days after a death in the family...Played in 10 more games before leaving the team on 7/28 for the Olympic games, where he hit .158 (3-19) w/2HR & 4RBI and missed 3 games after being hit in the head by a pitch vs. China...HR'd in bronze medal winning game vs. Japan...Reported back to Akron on 8/28 and hit .320 (8-25) in 8 Eastern League playoff games w/a 2B, 3HR & 6RBI (.500OB%, 7BB)...Played 17 games for Caracas in the Venezuelan Winter League after the season(12RBI).

- ◆ **2007** Selected in the first round (7th overall) in the 2007 First-Year Player Draft out of the University of Florida...Was the third time he was drafted...Ended 2007 w/a 14-game hitting streak at Class A West Virginia...Following the season played for the Mesa Solar Sox of the Arizona Fall League (.241, 6HR, 22RBI)...Tied for the AFL lead in home runs.

College Career

- ◆ Attended the University of Florida (2004-07), where he was a two-time Southeast Conference Player of the Year (2005 and 2007) and was consensus first-team All-American in those seasons...First-ever Gator to be selected SEC POY... Was a member of the 2005 USA Baseball National Team and was a finalist for the 2007 USA Baseball Golden Spikes Award, given to the nation's premier amateur baseball player...Also a finalist for the Dick Howser Trophy & Brooks Wallace Award...First player ever to be named SEC Player of the Year twice...Hit .328 (87-265) in 70 games in 2005 w/16 2B, NCAA-high/single-season school record 26HR & 79RBI as a sophomore and .402 avg (68-169) w/10 2B, 20HR & 52RBI in 52 games as senior...Hit .259 (41-158) w/2 2B, 14HR & 38RBI as a junior in 43 games and was slowed by leg and abdominal issues (drafted by Boston in the 14th round and elected to come back for his senior season)...4-year career at UF he hit .323 (233-722) w/33 2B, school record 74HR & 206RBI in 215 games (RBI 2nd most in school history behind Brad Wilkerson)...Completed his collegiate career third on the SEC's career HR list (total which ranks among the top 10 in Division I history)...Member of the SEC Community Service Team.

LAPORTA'S CAREER GAME HIGHS

HITS: 4, 2x, May 16, 2011 at KC; **RUNS:** 2, 12x; **DOUBLES:** 2, 2x, May 16, 2011 at KC ; **HR:** 1, 31x; **RBI:** 4, 2x, May 16, 2011 at KC; **SB:** 1, 3 times; **BB:** 3, September 7, 2010 at LAA; **HITTING STREAK:** 10 games, August 20 – August 29, 2009; **GRAND SLAMS:** 1, September 18, 2010 at Kansas City; **LEAD-OFF HR:** n/a; **"WALK-OFF" HR:** 2, July 30, 2011 vs. KC (Soria); **PINCH-HIT HR:** n/a

Personal/Miscellaneous

Full name **MATTHEW VINCENT LaPORTA**...Married, Dara...One daughter, Sienna (9/4/2011)...Father, Vince, played football at the College of DuPage and mother is now a teacher and is a graduate of the University of Florida... Member of the Fellowship of Christian Athletes...Majored in recreation and event management...Played 4 years of baseball at Charlotte (FL) High School...Second-team all-state selection in Class 5A by the Florida Sports Writers Association his senior year after batting .455 w/53 RBI and a school-record 10HR... Selected in the 14th round of the 2003 draft as a catcher by the Chicago Cubs and in the 14th round by the Red Sox in 2006...Also played 2 years of football...Played in the Cape Cod League in 2004 and 2006... Matt participates in appearances at local businesses during the season...He and his wife, Dara, participate in the annual Shop With A Pro event...He is active in the Tribe's annual Faith Day and Youth For Christ programs...Visited Haiti to provide earthquake relief in the 2011-12 off-season.

LAPORTA'S FAVORITES

Favorite Movie: Dumb and Dumber

Favorite Group/Artist: Tom Petty

Favorite Athlete Growing Up:
Sammy Sosa

Favorite Team Growing Up: Chicago Cubs

Favorite Road City: Seattle

Favorite Road Stadium: Fenway Park

Favorite Thing to do Away From Baseball:
spend time with my daughter

Favorite TV Show: Swamp People

Favorite Baseball Moment: Beijing Olympics



Chen-Chang Lee

75

Age: 26, born October 21, 1986 in Peng-Hu County, Taiwan

Resides: Hushi Township, Taiwan **Position:** Pitcher

Bats: R **Throws:** R **Height:** 5-11 **Weight:** 190

ML Service: 0 + 000

Contract Status (options remaining): Signed thru 2013 (3)

Acquired: September 16, 2008; Signed by Cleveland as a non-drafted free agent.

| YEAR | CLUB | W-L | ERA | G | GS | CG | SHO | SV | IP | H | R | ER | HR | HB | BB | SO | WP | BK | OPPONENTS | | |
|--------------------------|----------|--------------|-------------|------------|----------|----------|----------|----------|--------------|------------|-----------|-----------|-----------|-----------|-----------|------------|-----------|----------|-------------|-------------|-------------|
| | | | | | | | | | | | | | | | | | | | AVG | SLG | OBP |
| 2009 | Kinston | 4-6 | 3.35 | 45 | 0 | 0 | 0 | 2 | 83.1 | 67 | 33 | 31 | 5 | 9 | 28 | 97 | 4 | 0 | .220 | .336 | .301 |
| 2010 | Akron | 5-4 | 3.22 | 44 | 0 | 0 | 0 | 0 | 72.2 | 59 | 30 | 26 | 6 | 4 | 22 | 82 | 6 | 0 | .219 | .333 | .284 |
| 2011 | Akron | 2-1 | 2.50 | 23 | 0 | 0 | 0 | 0 | 39.2 | 27 | 16 | 11 | 1 | 6 | 11 | 56 | 3 | 0 | .196 | .239 | .278 |
| | Columbus | 4-0 | 2.27 | 21 | 0 | 0 | 0 | 1 | 31.2 | 26 | 9 | 8 | 2 | 1 | 12 | 43 | 3 | 0 | .228 | .325 | .305 |
| 2012 | Columbus | 2-0 | 2.57 | 5 | 0 | 0 | 0 | 0 | 7.0 | 5 | 2 | 2 | 1 | 0 | 1 | 8 | 1 | 0 | .208 | .375 | .240 |
| Minor Lge. Totals | | 17-11 | 3.00 | 138 | 0 | 0 | 0 | 3 | 234.1 | 184 | 90 | 78 | 15 | 20 | 74 | 286 | 17 | 0 | .216 | .319 | .291 |

WORLD BASEBALL CLASSIC RECORD

| YEAR | CLUB | W-L | ERA | G | GS | CG | SHO | SV | IP | H | R | ER | HR | HB | BB | SO | WP | BK |
|------|----------------|-----|--------|---|----|----|-----|----|-----|---|---|----|----|----|----|----|----|----|
| 2009 | Chinese Taipei | 0-1 | 162.00 | 1 | 1 | 0 | 0 | 0 | 0.1 | 2 | 6 | 6 | 1 | 1 | 3 | 0 | 0 | |

CAREER TRANSACTIONS

2008 Signed by the Cleveland Indians as a free agent, 9/16.

2012 Season Highlights

◆ Was limited to just 5 relief appearances, the last of which came on April 17...Was shutdown for six weeks with a strained ligament in his pitching elbow and eventually underwent reconstructive right elbow surgery on June 1 by Dr. Lewis Yocum...Allowed a run in 1 of his 5 appearances at AAA Columbus and limited hitters to a .208 (5-24) average against after posting a 3.86ERA in 6 spring relief outings...Triple A right-handed hitters were 3-for-21 off him (.143) and batters were 1-for-12 with runners on base (1-11 w/RISP)...Named the 11th best prospect in the Indians organization entering 2013 according to **Baseball America**...Added to the 40-man roster on November 20.

Pro Career

- ◆ **2011** Lee, 25, was outstanding between AA Akron and AAA Columbus, going a combined 6-1-1 and 2.40 ERA in 44 games (71.1IP, 53H, 19ER, 99SO)...He averaged 12.5 strikeouts per 9.0IP and limited Minor League hitters to a .210 (53-252) average against with 3HR allowed...On the season right-handed batters hit .197 (28-142) off him with just 4 extra base hits...Recorded strikeouts in 39 of 44 outings and fanned 5 batters in 3 straight outings from April 29-May 5 at AA Akron in 7.1IP (0H, 15K)...After beginning the season in Akron (2.50ERA, 23 games), he was promoted to Columbus on 6/22 where he finished the year and recorded an ERA of 1.29 in 4 Triple A playoff appearances (7.0IP, 3H, 1R/ER, 4BB, 7SO)...Named the 4th best prospect in the Indians organization entering 2012 according to **Baseball America**.
- ◆ **2010** Spent season at AA Akron...From 6/28 thru end of season his ERA was 0.57 (31.1IP, 11H, 2ER, 38K) that lowered his ERA from 5.40 to 3.22...Pitched in the AZFL after the season (6G, 9.00ERA)...LHH at Akron hit .179 (20-112) off him.
- ◆ **2009** Ranked 5th in the Carolina League in games (45, T3rd in Indians PD system)...Pitched in the 2009 WBC for Taiwan.

Personal/Miscellaneous

Full name **CHEN-CHANG (C.C.) LEE**...Single...He was a member of the 2008 Chinese Taipei (Taiwan) Olympic Team that competed in Beijing, China and recorded an ERA of 2.00 in 2 Olympic outings (9.0IP, 6H, 2R/ER, 2BB, 11K)...His best outing of the Olympics came against the Cuban national team, tossing 6.2IP in a starting role (3H, 1R/ER, 7K)...Appeared in relief vs. USA (2.1IP, 3H, 1R/ER, 0BB, 4K). Was one of just 3 amateurs on the squad...He attended Taipei Physical Education College and pitched for the Taiwanese National team in the 2006 and 2008 World Cup...Also pitched in the Asian Games and Intercontinental Cup for Taiwan in 2006...Pitched in the Alaskan Baseball League in summer of 2007 (2.62 ERA, 7GS, 44.2IP, 37H, 13ER).



Lou Marson

6

Age: 26, born June 26, 1986 in Scottsdale, AZ

Resides: Scottsdale, AZ

Position: Catcher

Bats: R

Throws: R

Height: 6-1

Weight: 205

ML Service: 3 + 036

Contract Status (options remaining): Signed thru 2013 (1)

Acquired: July 29, 2009; Acquired from the Philadelphia Phillies along with RHP Carlos Carrasco, INF Jason Donald & RHP Jason Knapp in exchange for LHP Cliff Lee & OF Ben Francisco.

| YEAR CLUB | AVG | G | AB | R | H | 2B | 3B | HR | RBI | SH | SF | HB | BB | SO | SB | CS | SLG | OBP | OPS | E |
|--------------------|------|-----|------|-----|-----|----|----|----|-----|----|----|----|-----|-----|----|----|-------|------|-------|----|
| 2004 GCL Phillies | .257 | 38 | 113 | 18 | 29 | 3 | 0 | 4 | 8 | 0 | 0 | 0 | 13 | 18 | 4 | 0 | .389 | .333 | .723 | 3 |
| 2005 Batavia | .245 | 60 | 220 | 25 | 54 | 11 | 3 | 5 | 25 | 3 | 1 | 1 | 27 | 52 | 0 | 1 | .391 | .329 | .720 | 10 |
| 2006 Lakewood | .243 | 104 | 350 | 44 | 85 | 16 | 5 | 4 | 39 | 5 | 1 | 5 | 49 | 82 | 4 | 0 | .351 | .343 | .695 | 11 |
| 2007 Clearwater | .288 | 111 | 393 | 68 | 113 | 24 | 1 | 7 | 63 | 1 | 6 | 5 | 52 | 80 | 3 | 1 | .407 | .373 | .780 | 15 |
| 2008 Reading | .314 | 94 | 322 | 55 | 101 | 18 | 0 | 5 | 46 | 0 | 3 | 2 | 68 | 70 | 3 | 3 | .416 | .433 | .849 | 9 |
| Philadelphia | .500 | 1 | 4 | 2 | 2 | 0 | 0 | 1 | 2 | 0 | 0 | 0 | 0 | 2 | 0 | 0 | 1.250 | .500 | 1.750 | 0 |
| 2009 Lehigh Valley | .294 | 63 | 211 | 32 | 62 | 13 | 0 | 1 | 24 | 0 | 0 | 0 | 30 | 40 | 3 | 1 | .370 | .382 | .751 | 6 |
| Philadelphia | .235 | 7 | 17 | 3 | 4 | 1 | 0 | 0 | 0 | 0 | 0 | 0 | 3 | 7 | 0 | 0 | .294 | .350 | .644 | 0 |
| Columbus | .243 | 28 | 103 | 10 | 25 | 5 | 1 | 1 | 9 | 0 | 1 | 2 | 10 | 19 | 1 | 0 | .340 | .319 | .659 | 2 |
| CLEVELAND | .250 | 14 | 44 | 6 | 11 | 6 | 0 | 0 | 4 | 0 | 1 | 0 | 7 | 14 | 0 | 0 | .386 | .346 | .733 | 1 |
| 2010 CLEVELAND | .195 | 87 | 262 | 29 | 51 | 15 | 0 | 3 | 22 | 2 | 1 | 3 | 26 | 55 | 8 | 1 | .286 | .274 | .560 | 4 |
| Columbus | .202 | 37 | 124 | 19 | 25 | 7 | 1 | 4 | 14 | 0 | 0 | 1 | 22 | 24 | 5 | 0 | .371 | .327 | .697 | 3 |
| 2011 CLEVELAND | .230 | 79 | 243 | 26 | 56 | 9 | 2 | 1 | 19 | 2 | 2 | 1 | 24 | 68 | 4 | 2 | .296 | .300 | .596 | 5 |
| 2012 CLEVELAND | .226 | 70 | 195 | 27 | 44 | 8 | 2 | 0 | 13 | 2 | 1 | 1 | 36 | 44 | 4 | 2 | .287 | .348 | .635 | 2 |
| Minor Lge. Totals | .269 | 535 | 1836 | 271 | 494 | 97 | 11 | 31 | 228 | 9 | 12 | 16 | 271 | 385 | 23 | 6 | .385 | .366 | .750 | 59 |
| CLEVELAND TOTALS | .218 | 250 | 744 | 88 | 162 | 38 | 4 | 4 | 58 | 6 | 5 | 5 | 93 | 181 | 16 | 5 | .296 | .307 | .603 | 12 |
| American League | .218 | 250 | 744 | 88 | 162 | 38 | 4 | 4 | 58 | 6 | 5 | 5 | 93 | 181 | 16 | 5 | .296 | .307 | .603 | 12 |
| National League | .286 | 8 | 21 | 5 | 6 | 1 | 0 | 1 | 2 | 0 | 0 | 0 | 3 | 9 | 0 | 0 | .476 | .375 | .851 | 0 |
| M.L. TOTALS | .220 | 258 | 765 | 93 | 168 | 39 | 4 | 5 | 60 | 6 | 5 | 5 | 96 | 190 | 16 | 5 | .301 | .309 | .609 | 12 |

CAREER TRANSACTIONS

2004 Selected by the Philadelphia Phillies in the 4th round of the June draft.

2009 Acquired by the Cleveland Indians, along with Carlos Carrasco, Jason Donald and Jason Knapp, from the Phillies in exchange for Cliff Lee and Ben Francisco, 7/29

FIELDING BY POSITION

| PCT | 2012 | | | | | | | PCT | CAREER | | | | | | | |
|------|------|-----|----|---|-----|----|----|---------|--------|-----|------|-----|----|------|----|----|
| | G | PO | A | E | TC | DP | PB | | G | PO | A | E | TC | DP | PB | |
| .996 | 69 | 433 | 18 | 2 | 453 | 3 | 2 | Catcher | .993 | 256 | 1565 | 120 | 12 | 1697 | 11 | 12 |

2012 Season Highlights

- ◆ Spent second consecutive full season with Cleveland, backing up Carlos Santana while improving offensively as the season went along...Made 64 starts at catcher (69 games) and made just 2 errors on the season...Season got off to a 2-for-27 (.074) start before hitting in a then career-high 8 straight games from May 24-June 7 and went on to hit in a career-high 9 straight games from June 27-July 14...From May 24 thru the end of the season he hit .250 (42-168) with 23RS and 12RBI in 58 games (hit safely in 31 of them)
- ◆ Enjoyed a career day on June 30 at Baltimore, going 4-for-5 with 3RS, a double, triple and RBI...Set a new career-high for hits in a game and tied his single-game career high for runs scored...Left game on 5/27 at CWS w/ mouth contusion/laceration after getting hit by a Gavin Floyd pitch and later received stitches...Finished 10-for-77 (13%) throwing out basestealers in 2012 after throwing out 33.3% (24 of 72) last year...Lou walked 36 times and compiled an on-base pct. of .348...From July 17 thru the end of the season he hit .156 (15-96) in 35 games (21 walks).
- ◆ Hit .231 (27-117) with two strikes, the 20th best mark in the American League...Hit .383 (18-47) in 14 June games with 10 runs scored (1.005OPS)...Did not hit above .207 in any other month of the season...Hit .297 in the first half (.805OPS) and .163 (17-104) in the second half (.487)...Has not homered since July 18, 2011 at Minnesota (Diamond), a span of 374 plate appearances and 109 games...Hit .340 (16-47) in 16 games in the 8-spot in the lineup.

Pro Career

- ◆ **2011** Spent first full season at the Major League level and was the club's primary catcher over the second half of the season and got better as the season went along offensively....Made 74 starts at catcher (78 games) for the Indians, appearing in 38 games in the first half and 41 games in the second half... Appeared in 34 combined games in August/September...Threw out 33.3% of the baserunners attempting to steal off him (24 of 72)...Indians were 36-38 in his starts...Hit first/only home run of the season on 7/18 at Minnesota (Night).
- ◆ **2010** Spent most of the year in Cleveland and had a 37 game stint in Columbus...Led all American League catchers in throwing out runners, tossing out 33.8% (26-77) of would-be basestealers, the best ratio in the AL...Overall with Cleveland he made 81 starts at catcher (87G) and compiled a .993 (552TC, 4E) fielding %, 9th best among AL catchers... Was 2nd among AL catchers w/8 steals...Began the year in Cleveland and hit .191 (27-141) in 45 games before being optioned to AAA Columbus on 6/11...Was the Tribe's opening day catcher...Recalled for a second and final time on 8/3 when Carlos Santana went down with a season-ending knee injury...Hit .198 (24-121) after his second recall in 42 games...Reached base via hit or walk in 18 straight games from 8/27-9/27...Hit first career grand slam and collected a career-high 4 RBI on 9/7 at the LA Angels off Francisco Rodriguez in a 6-1 win...Collected a career-high 3 doubles and equaled career-high with 3 hits on 5/29 at NYY...Was 6th among AL rookies in steals (8), 6th in doubles (15) and 8th in walks (26) and was one of 5 AL rookies to hit a grand slam in 2010...Hit .286 (20-70) off LHP.
- ◆ **2009** Mid-season acquisition spent majority of the season at Triple-A level but did appear in 21 games at the big league level between Cleveland and Philadelphia...Began the season at AAA Lehigh Valley in the International League where he hit .294 (62-211) in 63 games...He appeared in 7 games with the Philadelphia Phillies early in the season (4/11-5/1) where he batted .235 (4-17) with 3 runs scored and a double...Prior to the trade he hit safely in 19 of his last 23 games at Lehigh Valley, batting .373 (28-75)...On the year at LV he threw out 22.2% (56SB/16CS) runners attempting to steal... Assigned to the AAA Columbus roster after the 7/29 trade and hit .243 (25-103) w/ 10RS, 5 2B, 3B, HR & 9RBI in 28G w/ Columbus...Recalled from Columbus on 9/7 and made Tribe debut on 9/8 vs. Texas (GM1), catching former Phillies farmhand teammate Carlos Carrasco...Prior to the 2009 season, Marson was ranked as the 3rd best prospect in the Philadelphia organization and the 66th overall prospect in baseball by **Baseball America**.
- ◆ **2008** Winner of the Paul Owens Award as the best player in the Phillies minor league system...Spent the entire minor league season on Reading's (AA) roster...Named to the Eastern League midseason and postseason All-Star teams... Was the starting catcher for Team U.S. at the All-Star Futures Game, 7/13 at Yankee Stadium...Played for Team USA in the Summer Olympics and won the bronze medal (.308, 4-13, 3 BB, 3 R)...Was voted to have best strike zone judgment by Eastern League managers in a survey conducted by **Baseball America**...Led the EL in OBP (.433) and finished with the 2nd-best avg (.314)...Had a season-high 14-game hitting streak, 5/17-31 (.442, 23-52)...Reached base safely in a season-best 26 consecutive games, 4/9-5/14, and in 40 of 41 games, 4/9-5/31...Hit a grand slam and had a season-high 6 RBI, 5/18 vs Akron...Threw out 36.1% of base stealers (30-83)...Had his contract purchased on 9/1... Made his 1st career start and collected his 1st ML hit (Odalis Perez), HR (Marco Estrada) and RBI, 9/28 vs WSH.
- ◆ **2007** Was a non-roster invitee to Phillies spring training...Played for Clearwater (A) and led the team in batting average (.288)...Set professional highs in average, runs (68), hits (113), doubles (24), HR (7), RBI (63) and walks (52).
- ◆ **2006** Spent the entire season with Lakewood (A) and led the team in triples (5).

MARSON'S FAVORITES


Favorite Movie: Shawshank Redemption
Favorite Group/Artist: 311
Favorite Athlete Growing Up: Chipper Jones
Favorite Team Growing Up: Chicago Cubs
Person Who Has Most Influenced You: My grandfather (Louis Marson, Jr)
Favorite Road City: Chicago
Favorite Road Stadium: Safeco Field
Favorite Thing Away from Baseball: Mountain Bike
Favorite TV Show: Dexter/Californication

Personal/Miscellaneous

Full name **LOUIS GLENN MARSON IV**...Single...2004 graduate of Coronado High School (AZ)...Played Little League and Babe Ruth ball...Lou has donated his time to the KeyBank Glove Drive, CIC Golf Outing and Signature Sunday.

MARSON'S CAREER GAME HIGHS

HITS: 4, June 30, 2012 at Baltimore; **RUNS:** 3, 2x, last June 30, 2012 at Baltimore; **DOUBLES:** 3, May 29, 2010 at New York-AL; **HR:** 1, 5 times, last July 18, 2011 at Minnesota (N) off Scott Diamond; **RBI:** 4, September 7, 2010 at LA Angels; **SB:** 1, 16times; **BB:** 3, 3x, Sept 26, 2012 at CWS; **HITTING STREAK:** 9 games, June 27-July 14, 2012; **GRAND SLAMS:** 1, September 7, 2010 at LA Angels; **LEAD-OFF HR:** n/a; **"WALK-OFF" HR:** n/a; **PINCH-HIT HR:** n/a



Joe Martinez

58

Age: 30, born February 26, 1983 in South Orange, NJ

Resides: South Orange, NJ

Position: Pitcher

Bats: L

Throws: R

Height: 6-2

Weight: 190

ML Service: 1 + 071

Contract Status: Signed thru 2013

Acquired: December 19, 2012; Signed by Cleveland to Minor League free agent contract.

| YEAR | CLUB | W-L | ERA | G | GS | CG | SHO | SV | IP | H | R | ER | HR | HB | BB | SO | WP | BK | OPPONENTS | | |
|--------------------------|---------------|--------------|-------------|------------|------------|-----------|-----------|-----------|--------------|-------------|------------|------------|-----------|-----------|------------|------------|-----------|-----------|-------------|-------------|-------------|
| | | | | | | | | | | | | | | | | | | | AVG | SLG | OBP |
| 2005 | Salem-Keizer | 4-3 | 4.30 | 15 | 13 | 0 | 0 | 0 | 69.0 | 69 | 33 | 33 | 9 | 5 | 15 | 59 | 4 | 1 | .264 | .410 | .317 |
| 2006 | Augusta | 15-5 | 3.01 | 27 | 27 | 1 | 1 | 0 | 167.2 | 156 | 66 | 56 | 9 | 11 | 26 | 135 | 7 | 3 | .246 | .333 | .286 |
| 2007 | San Jose | 10-10 | 4.26 | 28 | 28 | 0 | 0 | 0 | 162.2 | 172 | 85 | 77 | 11 | 5 | 36 | 151 | 7 | 2 | .276 | .421 | .316 |
| 2008 | Connecticut | 10-10 | 2.49 | 27 | 27 | 0 | 0 | 0 | 148.0 | 131 | 58 | 41 | 6 | 4 | 37 | 112 | 3 | 0 | .236 | .321 | .285 |
| 2009 | San Francisco | 3-2 | 7.50 | 9 | 5 | 0 | 0 | 0 | 30.0 | 46 | 27 | 25 | 4 | 1 | 12 | 19 | 0 | 0 | .351 | .550 | .404 |
| | AZL Giants | 0-0 | 10.13 | 1 | 1 | 0 | 0 | 0 | 2.2 | 4 | 3 | 3 | 0 | 1 | 0 | 1 | 0 | 0 | .364 | .545 | .385 |
| | San Jose | 0-0 | 2.45 | 2 | 2 | 0 | 0 | 0 | 7.1 | 3 | 2 | 2 | 1 | 0 | 2 | 7 | 0 | 0 | .125 | .292 | .192 |
| 2010 | Fresno | 0-2 | 4.89 | 7 | 5 | 0 | 0 | 0 | 35.0 | 39 | 21 | 19 | 1 | 1 | 8 | 22 | 1 | 1 | .281 | .367 | .322 |
| | Fresno | 5-3 | 3.32 | 14 | 13 | 1 | 0 | 0 | 81.1 | 78 | 35 | 30 | 6 | 2 | 26 | 65 | 6 | 0 | .254 | .362 | .315 |
| | San Francisco | 0-1 | 4.91 | 4 | 1 | 0 | 0 | 0 | 11.0 | 15 | 6 | 6 | 1 | 1 | 6 | 3 | 0 | 0 | .333 | .489 | .415 |
| | Indianapolis | 1-2 | 5.72 | 7 | 4 | 0 | 0 | 1 | 28.1 | 46 | 22 | 18 | 6 | 2 | 7 | 18 | 1 | 0 | .365 | .595 | .407 |
| 2011 | Pittsburgh | 0-0 | 3.12 | 5 | 0 | 0 | 0 | 0 | 8.2 | 11 | 5 | 3 | 0 | 1 | 3 | 6 | 1 | 1 | .297 | .378 | .366 |
| | Columbus | 8-9 | 4.04 | 35 | 16 | 0 | 0 | 0 | 118.0 | 136 | 54 | 53 | 11 | 3 | 29 | 101 | 4 | 2 | .290 | .416 | .331 |
| 2012 | Reno | 10-11 | 5.39 | 27 | 27 | 1 | 0 | 0 | 155.1 | 206 | 104 | 93 | 15 | 7 | 49 | 99 | 8 | 3 | .325 | .483 | .375 |
| | Arizona | 0-0 | 9.00 | 1 | 0 | 0 | 0 | 0 | 1.0 | 2 | 1 | 1 | 0 | 0 | 0 | 1 | 0 | 0 | .400 | .600 | .400 |
| Minor Lge. Totals | | 63-55 | 3.92 | 190 | 163 | 3 | 1 | 1 | 975.1 | 1040 | 483 | 425 | 75 | 41 | 235 | 770 | 41 | 12 | .275 | .399 | .321 |
| CLEVELAND TOTALS | | -- | -- | -- | -- | -- | -- | -- | -- | -- | -- | -- | -- | -- | -- | -- | -- | -- | -- | -- | -- |
| American League | | -- | -- | -- | -- | -- | -- | -- | -- | -- | -- | -- | -- | -- | -- | -- | -- | -- | -- | -- | -- |
| National League | | 3-3 | 6.22 | 19 | 6 | 0 | 0 | 0 | 50.2 | 74 | 39 | 35 | 5 | 3 | 21 | 29 | 1 | 1 | .339 | .509 | .400 |
| M.L. TOTALS | | 3-3 | 6.22 | 19 | 6 | 0 | 0 | 0 | 50.2 | 74 | 39 | 35 | 5 | 3 | 21 | 29 | 1 | 1 | .339 | .509 | .400 |

CAREER TRANSACTIONS

- 2001 Selected by the Pittsburgh Pirates in the 44th round of the June draft. Did not sign.
- 2005 Selected by the San Francisco Giants in the 12th round of the June draft.
- 2009 DL – concussion, 4/10-8/5...rehab at Rookie AZ Giants, 6/21-25...rehab at A San Jose, 6/25-7/1...rehab at AAA Fresno, 7/1-12 and 7/19-8/5.
- 2010 Acquired by the Pittsburgh Pirates, along with John Bowker, from the Giants in exchange for Javier Lopez, 7/31.
- 2011 Acquired by Cleveland Indians from the Pirates for cash, 1/4.
- 2011 Granted free agency, 11/2.
- 2011 Signed by Arizona Diamondbacks as free agent, 12/5.
- 2012 Granted free agency, 10/24.
- 2012 Signed by Cleveland as free agent, 12/19.

FIELDING BY POSITION

| PCT | 2012 | | | | | | | PCT | CAREER | | | | | | |
|-----|------|----|---|---|----|----|---------|-------|--------|---|----|----|----|---|--|
| | G | PO | A | E | TC | DP | G | | PO | A | E | TC | DP | | |
| --- | 1 | 0 | 0 | 0 | 0 | 0 | Pitcher | 1.000 | 19 | 1 | 12 | 0 | 13 | 0 | |

PITCHERS HITTING

| AVG | 2012 | | | | AVG | CAREER | | | |
|-----|------|---|----|-----|------|--------|---|----|-----|
| | AB | H | HR | RBI | | AB | H | HR | RBI |
| --- | - | - | - | - | .182 | 11 | 2 | 0 | 0 |

2012 Season Highlights

- ◆ Went 10-11 with a 5.39 ERA (93 ER in 155.1 IP) with 1 complete game in 27 starts with Triple-A Reno....Recalled from Reno on April 24 and made 1 relief appearance with Arizona on April 25 vs. Phillies (1 ER in 1.0 IP)...Optioned back to Reno on April 30...Won 7 straight starts from May 19-June 20 with a 3.68 ERA (18 ER in 44.0 IP)...Was 0-6 with a 7.24 ERA (37 ER in 46.0 IP) over his final 9 starts...Went 1-0 with a 1.93 ERA (3 ER in 14.0 IP) in 2 postseason starts, including the win in Game 3 of Pacific Coast League Championship Series.

Career Highlights


- ◆ **2011** Spent the entire season with Triple-A Columbus, going 8-9 w/a 4.04ERA (53ER in 118.0IP) in 35 games (16 starts)...Earned the victory in the Triple-A Championship Game (3R, 7.0IP) vs. Omaha, garnering Most Valuable Player honors...Went 3-0 with a 2.45ERA (6ER in 22.0 IP) and 20 strikeouts in 3 post-season starts...Was 4-2 with a 2.84 ERA (10ER in 31.2 IP) in 19 games as a reliever and 4-7 w/a 4.48ERA (43 ER in 86.1 IP) in 16 starts.
- ◆ **2010** Martinez split the 2010 season between the Triple-A and Major League levels in the Pittsburgh Pirates and San Francisco Giants organizations...Combined at the Big League level he was 0-1 w/a 4.12 ERA in 9 games/1GS (19.2IP, 26H, 9ER, 9BB, 9K)...He was acquired by Pittsburgh at the trading deadline in exchange for LHP Javier Lopez and recorded an ERA of 3.12 (8.2IP, 11H, 3ER) in 5 relief appearances for the Pirates...He went a combined 6-5 w/a 3.94 ERA in 21 games/17GS (109.2IP, 124H, 48ER, 83K) at the Triple-A level between Fresno (SFG) and Indianapolis (PIT).
- ◆ **2009** On Giants' Opening Day roster in 2009...Entered his 1st big league camp and had excellent spring where he was named winner of Harry S. Jordan Award, given annually in recognition of player whose performance and dedication in spring training best exemplifies San Francisco Giants spirit...Missed nearly 3 months of season after getting struck in head by batted ball...Made his major league debut Opening Day on 4/7 vs. Milwaukee...Credited with his 1st-ever major league victory after SF earned 10-6 win...Became 1st Giants player to earn win in his big league debut since RHP David Aardsma 4/6/06 at Houston...In just his 2nd big league game on 4/9 vs. Milwaukee he was hit on the right side of his head off a batted ball from Mike Cameron where he suffered concussion and 3 small hairline fractures...Was able to walk off field and was taken to St. Francis Memorial Hospital, where he was in stable and alert condition and made full recovery...Was placed on 15-day disabled list 4/10...Made 5 starts at Triple-A Fresno after being transferred there 7/1 and started 2nd rehab stint with Grizzlies on 7/19 after some arm soreness...Reinstated from 60-day DL 8/5 where he started that afternoon in Houston...Earned 1st victory as starter, logging 5.0 innings and allowing 3 runs...Optioned to Triple-A 8/28 where he finished Grizzlies' season...Was recalled final time 9/8 and appeared in just 2 games out of bullpen, allowing 3 runs in 3.2 innings...Played for Scottsdale Scorpions of Arizona Fall League during winter.
- ◆ **2008** Logged one of his finest seasons, going 10-10 with league-best 2.49 ERA (41ER, 148.0IP) in 27 starts for AA Connecticut, his 1st season at double-A level...Named to 1st All-Star team, being selected to Eastern League in-season squad.
- ◆ **2007** Posted 10-10 record with 4.26 ERA (77ER, 162.2IP) in 28 starts for single-A San Jose...Recorded league-leading 151 strikeouts against 36 walks...Also ranked among California League leaders in games (2nd), hits (4th, 172), strikeouts per 9.0 innings (5th, 8.35) and ERA (7th)...Struck out season-high 11 batters twice.
- ◆ **2006** Finished 2nd in South Atlantic League in wins (15), innings (167.2), 3rd in games started (27) and 5th in ERA (3.01).

MARTINEZ'S CAREER GAME HIGHS

LOW-HIT CG: n/a; **K's (starter):** 5, August 27, 2009 vs. Arizona; **K's (reliever):** 2, 3x; **BB's (starter):** 3, August 11, 2009 vs. LA; **BB's (reliever):** 2, 3x; **LONGEST START:** 6.1IP, June 15, 2010 at BAL; **LONGEST RELIEF OUTING:** 3.0IP, September 5, 2010 vs. Washington; **WINNING STREAK:** 2 games, April 7-August 5, 2009; **HR (starter):** 2, August 27, 2009 vs. Arizona; **HR (reliever):** 1, 2x; **LAST CG:** n/a; **LAST SHO:** n/a; **SAVE:** n/a.

Personal/Miscellaneous

Full name is **JOSEPH A. MARTINEZ**...Married, Casey...Graduated from Seton Hall (NJ) Prep in 2001...Was named to New Jersey All-State team twice...Graduated from Boston (MA) College...His father, Javier, left Cuba in 1961...Worked for three off-seasons (2006, 2007 and 2008) as a substitute teacher at Columbia High School in South Orange, where his mother works...Was inducted into Seton Hall Prep Athletic Hall of Fame in 2007...He played 4 years of varsity football, 3 years of baseball and 2 of basketball... Father, Javier, emigrated from Cuba in 1961... Brother Javier, who plays in the Mariners organization, graduated from Fordham University and was drafted in 2007...Was Giants' 2009 nominee for the Hutch Award, given annually to Major League Baseball player who best exemplifies honor, courage and dedication of baseball great Fred Hutchinson, both on and off field.



Justin Masterson

63

Age: 28, born March 22, 1985 in Kingston, Jamaica

Resides: Indianapolis, IN

Position: Pitcher

Bats: R

Throws: R

Height: 6-6

Weight: 250

ML Service: 4 + 108

Contract Status: Signed thru 2013

Acquired: July 31, 2009; Acquired from the Boston Red Sox along with LHP Nick Hagadone & RHP Bryan Price for CA Victor Martinez

| YEAR | CLUB | W-L | ERA | G | GS | CG | SHO | SV | IP | H | R | ER | HR | HB | BB | SO | WP | BK | OPPONENTS | | |
|-------------------|-----------|-------|------|-----|-----|----|-----|----|-------|-----|-----|-----|----|----|-----|-----|----|----|-----------|------|------|
| | | | | | | | | | | | | | | | | | | | AVG | SLG | OBP |
| 2006 | Lowell | 3-1 | 0.85 | 14 | 0 | 0 | 0 | 0 | 31.2 | 20 | 4 | 3 | 0 | 3 | 2 | 33 | 1 | 0 | .174 | .200 | .208 |
| 2007 | Lancaster | 8-5 | 4.33 | 17 | 17 | 0 | 0 | 0 | 95.2 | 103 | 56 | 46 | 4 | 6 | 22 | 56 | 1 | 0 | .275 | .400 | .321 |
| | Portland | 4-3 | 4.34 | 10 | 10 | 0 | 0 | 0 | 58.0 | 49 | 29 | 28 | 4 | 2 | 18 | 59 | 3 | 0 | .225 | .344 | .290 |
| 2008 | Portland | 1-3 | 4.23 | 8 | 8 | 0 | 0 | 0 | 38.1 | 37 | 22 | 18 | 0 | 3 | 16 | 37 | 2 | 0 | .248 | .315 | .331 |
| | Pawtucket | 1-0 | 2.89 | 4 | 1 | 0 | 0 | 0 | 9.1 | 6 | 4 | 3 | 1 | 1 | 1 | 8 | 1 | 0 | .194 | .290 | .242 |
| | Boston | 6-5 | 3.16 | 36 | 9 | 0 | 0 | 0 | 88.1 | 68 | 31 | 31 | 10 | 8 | 40 | 68 | 1 | 0 | .216 | .356 | .319 |
| 2009 | Boston | 3-3 | 4.50 | 31 | 6 | 0 | 0 | 0 | 72.0 | 72 | 38 | 36 | 7 | 6 | 25 | 67 | 3 | 0 | .271 | .406 | .340 |
| | CLEVELAND | 1-7 | 4.55 | 11 | 10 | 1 | 0 | 0 | 57.1 | 56 | 35 | 29 | 5 | 2 | 35 | 52 | 2 | 0 | .258 | .369 | .365 |
| 2010 | CLEVELAND | 6-13 | 4.70 | 34 | 29 | 1 | 1 | 0 | 180.0 | 197 | 107 | 94 | 14 | 11 | 73 | 140 | 12 | 0 | .278 | .385 | .353 |
| 2011 | CLEVELAND | 12-10 | 3.21 | 34 | 33 | 1 | 0 | 0 | 216.0 | 211 | 89 | 77 | 11 | 11 | 65 | 158 | 5 | 0 | .257 | .349 | .318 |
| 2012 | CLEVELAND | 11-15 | 4.93 | 34 | 34 | 1 | 0 | 0 | 206.1 | 212 | 122 | 113 | 18 | 13 | 88 | 159 | 14 | 0 | .269 | .388 | .348 |
| Minor Lge. Totals | | 17-12 | 3.79 | 53 | 36 | 0 | 0 | 0 | 233.0 | 215 | 115 | 98 | 9 | 15 | 59 | 193 | 8 | 0 | .242 | .342 | .298 |
| CLEVELAND TOTALS | | 30-45 | 4.27 | 113 | 106 | 4 | 1 | 0 | 659.2 | 676 | 353 | 313 | 48 | 37 | 261 | 509 | 33 | 0 | .267 | .373 | .341 |
| American League | | 39-53 | 4.17 | 180 | 121 | 4 | 1 | 0 | 820.0 | 816 | 422 | 380 | 65 | 51 | 326 | 644 | 37 | 0 | .262 | .374 | .339 |
| National League | | -- | -- | -- | -- | -- | -- | -- | -- | -- | -- | -- | -- | -- | -- | -- | -- | -- | -- | -- | -- |
| M.L. TOTALS | | 39-53 | 4.17 | 180 | 121 | 4 | 1 | 0 | 820.0 | 816 | 422 | 380 | 65 | 51 | 326 | 644 | 37 | 0 | .262 | .374 | .339 |

CAREER TRANSACTIONS

2006 Selected by the Boston Red Sox in the 2nd round of the June draft.

2009 Acquired by the Cleveland Indians, along with Nick Hagadone and Bryan Price, from the Red Sox in exchange for Victor Martinez, 7/31.

DIVISION SERIES RECORD

| YEAR | CLUB | W-L | ERA | G | GS | CG | SHO | SV | IP | H | R | ER | HR | HB | BB | SO | WP | BK |
|------|--------|-----|------|---|----|----|-----|----|-----|---|---|----|----|----|----|----|----|----|
| 2008 | Boston | 0-0 | 2.25 | 4 | 0 | 0 | 0 | 0 | 4.0 | 6 | 2 | 1 | 0 | 0 | 3 | 3 | 0 | 0 |

LEAGUE CHAMPIONSHIP SERIES RECORD

| YEAR | CLUB | W-L | ERA | G | GS | CG | SHO | SV | IP | H | R | ER | HR | HB | BB | SO | WP | BK |
|------|--------|-----|------|---|----|----|-----|----|-----|---|---|----|----|----|----|----|----|----|
| 2008 | Boston | 1-0 | 1.59 | 5 | 0 | 0 | 0 | 0 | 5.2 | 4 | 1 | 1 | 0 | 1 | 2 | 6 | 0 | 0 |

FIELDING BY POSITION

| PCT | G | PO | 2012 | | | | DP | PCT | G | PO | CAREER | | | |
|------|----|----|------|---|----|---|---------|------|-----|----|--------|----|-----|----|
| | | | A | E | TC | A | | | | | E | TC | DP | |
| .983 | 34 | 24 | 34 | 1 | 59 | 2 | Pitcher | .948 | 180 | 68 | 132 | 11 | 211 | 10 |

PITCHERS HITTING

| AVG | AB | 2012 | | | RBI | AVG | AB | CAREER | | |
|------|----|------|----|---|------|-----|----|--------|-----|--|
| | | H | HR | H | | | | HR | RBI | |
| .000 | 2 | 0 | 0 | 0 | .118 | 17 | 2 | 0 | 0 | |

2012 Season Highlights

- ◆ Did not replicate or build on the success he enjoyed in 2011, but still managed to lead the team in virtually every pitching category (wins, starts, innings, strikeouts) and finished tied for first in the American League in starts (34), 9th in innings pitched (206.1), 17th in strikeouts (159) and allowed the 6th fewest HR per 9.0IP at 0.79 (18HR/206.1IP)...He is the first Indians pitcher to throw consecutive 200.0-inning seasons since Cliff Lee in 2005-06.
- ◆ Season started off on a high note, posting a season-high 10 strikeouts in his first career opening day start vs. Toronto on April 5 (8.0IP, 2H, 1R/ER, 1BB, 10K), his 2nd career double-digit strikeout game...His run support of 3.77RS per 9.0IP was the lowest mark in the AL, 6th-lowest in the Majors as he received 2-or-fewer runs of support in 21 of 34 outings.
- ◆ Best month came in June, going 2-3 with a 2.05 ERA in 5 starts (35.0IP, 26H, 9R/8ER, 9BB, 29K), 5th lowest ERA in the AL for the month...Went a career-best 18.0 consecutive scoreless innings from June 9-20, 2nd-longest stretch by an Indians pitcher in 2012 (Pestano 21.0IP) and longest by a Tribe starter... Did not record an ERA under 4.93 in any other month of the season as he went 6-7 with a 5.60 ERA in 16 second half starts (91.2IP, 104H, 57ER) after posting a 4.40 first half ERA.
- ◆ Tossed his 4th career complete game on June 20 vs. Cincinnati (9.0IP, 3H, 1R/0ER, 0BB, 9K)...Also fanned 9 in previous start of June 15 vs. Pittsburgh in 7.0IP...Logged 13 straight starts of at least 6.0IP from April 27-July 1, longest streak by an Indians starter since Cliff Lee in 2009...His season slugging pct. allowed of .388 was 13th lowest in the AL as his walks per 9.0IP went from 2.7BB/9.0IP in 2011 to 3.84 in 2012...Also led the AL in ground ball/fly ball ratio of 2.36 (356GB/151FB)...His .232 mark vs. RHH was 10th lowest in the AL and he was tied for 5th with 26 GDP's induced... Also was 2nd among league pitchers in steals against (25), T11th in caught stealings against (7), 5th in hits allowed (212), pitches (3426) and walks (88), 3rd in losses (15) and earned runs allowed (113), 2nd in wild pitches (14) and T2nd in hit batters (13).

2012 AL LEADERS INNINGS PITCHED

| | |
|----------------------------------|--------------|
| 1. Justin Verlander (DET) | 238.1 |
| 2. Felix Hernandez (SEA) | 232.0 |
| 3. James Shields (TB) | 227.2 |
| 4. Hiroki Kuroda (NYY) | 219.2 |
| 5. Jake Peavy (CWS) | 219.0 |
| 6. Jason Vargas (SEA) | 217.1 |
| 7. Matt Harrison (TEX) | 213.1 |
| 8. David Price (TB) | 211.0 |
| 9. Justin Masterson (CLE) | 206.1 |

Career Highlights

- ◆ **2011** Enjoyed a break-out season, leading the team in ERA, strikeouts, starts, innings pitched and tied for the team high in wins (new career-high 12)...His 3.21 ERA was 12th in the AL, was 13th in innings (career-high 216.0), 20th in strikeouts (158), 7th in slugging % allowed (.349) and allowed the 2nd fewest HR per 9.0IP in the AL (.46, 11HR, 216.0IP) to Doug Fister (11HR, 216.1IP)... Won his first 5 starts of the year, going 5-0 w/a 2.18 ERA in 5 April starts (33.0IP, 26H, 8ER)... Last Indians pitcher to win each of his first 5 starts of the year was Cliff Lee in 2008 when he started 6-0...Didn't earn 5th win in 2010 until 8/26 in his 26th start and won 6 games in all of 2010...According to Elias three Indians pitchers since 1955 have won first 5 starts of a season w/an ERA sub 2.20: Masterson 2011, C Lee 2008, Lemon 1955...He was only the 4th pitcher in team history to win five games during April in one season... The others were Bob Lemon in 1955, Greg Swindell in 1988, and Cliff Lee in 2008 (all 5-0)...Tossed 3rd career CG and only one on the year in tough-luck loss at Chicago on 5/18 (8.0IP, 5H, 1R/ER)... Was winless in 6 starts during the month of May going 0-3 with a 3.79 ERA (40.1IP, 41H, 17ER) as the Indians scored just 13 runs in the 6 starts...On the year the Indians scored 2 runs or less in 11 of 33GS and 1 run or less in 7 of 33 starts...Went 0-3 w/a 2.78 ERA in 5 June starts (32.1IP, 37H, 10ER)... Was winless over 11 starts from 5/1-6/25 going 0-6 w/a 3.34 ERA (72.2IP, 78H, 27ER) as Indians scored just 22 runs in those starts (4SHOs) ...Tossed 1.0 scoreless inning (BB, K) of relief on 7/9 vs. Toronto before the break... Went 3-1 w/a 1.58 ERA in 7 July games (6GS, 45.2IP, 32H, 8ER, .195AVG)...From 6/8-7/30 he went 3-3 w/a 1.76 ERA in 10 starts (71.2IP, 59H, 14ER)...ERA in the first half was 2.64 (18GS, 122.2IP, 111H, 36ER)...Second half ERA was 3.95 (93.1IP, 100H, 41ER)...Combined in August/September he was 4-3 w/a 4.73 ERA over his last 11GS (64.2IP, 75H, 34ER)...His 3.15 road ERA was 9th best in the AL...His .210 average against right-handed hitters was 9th lowest in the AL...Led the AL with 14 caught stealing against 14 steals...Was 3rd in GB/FB ratio at 2.13 (364GB/171FB)...Underwent arthroscopic surgery on left, non-throwing shoulder on 10/12 in Wilmington, DE (Dr. Craig Morgan) to repair a pre-existing posterior labral tear... Expected to be w/o limitations to start the 2012 regular season.

LOWEST ERA, 1985-2011 INDIANS STARTING PITCHER

| | |
|-----------------------------------|-------------|
| 1. Cliff Lee (2008) | 2.54 |
| 2. Kevin Millwood (2005) | 2.86 |
| 3. Charles Nagy (1992) | 2.96 |
| 4. Fausto Carmona (2007) | 3.06 |
| 5. Dennis Martinez (2005) | 3.08 |
| 6. Tom Candiotti (1989) | 3.10 |
| 7. Greg Swindell (1988) | 3.20 |
| 8. Justin Masterson (2011) | 3.21 |
| Min-150.0IP | |

- ◆ **2010** Was very sharp over the last two months of the season, spending nearly the entire season in the rotation before completing his innings in the bullpen over the last few weeks of the season...Over his last 13 games/8 starts from 8/4 thru the end of the season he went 3-3 w/a 2.86 ERA (56.2IP, 49H, 18ER, 43K, .286 AVG), the 9th lowest mark in the AL among pitchers with at least 56.0IP...Was 1-1 w/a 2.25 ERA in 6 Sept. games (2GS, 20.0IP, 17H, 5ER, 18K), the 8th lowest ERA in the AL in September among pitchers with at least 20.0IP...Overall on the year he was 8-12 w/a 4.78ERA in 29 starts (169.1IP, 188H, 90ER) and 0-1 w/a 3.38 ERA in 5 relief outings (10.2IP, 9H, 4ER)...Went 3-5 w/a 3.84 ERA in 16 games/11 starts (75.0IP, 74H, 32ER) in the 2nd half...Fell to 0-5, his 11th straight losing decision, vs. Chicago-AL on 5/24 (4.0IP, 9H, 5R/ER)...Lost a personal 11 straight games from 8/25/2009-5/24/2010, tied for the 3rd longest losing streak in Indians club history...The span of 17 straight starts w/o a win was the longest such stretch in club history (Indians scored 39RS in GS)...Won his first game since 8/20/2009 and just his 2nd as an Indian in his start of 6/4 at CWS...Also broke 12G personal road losing streak...Tossed first ever SHO 6/9 vs. BOS (9.0IP, 2H, 0R, 2BB, 6K)... Sox did not have a batter reach 2nd base...Moved to bullpen after start of 9/8 at LAA (W#6, 7.0IP, 6H, 1R/ER) and in his first relief outing of 9/12 vs. Minnesota went 7.0IP (5H, 3R/1ER, 0BB, 6K) in relief of Mitch Talbot (injury)...Longest relief outing by an Indian since Westbrook in April 2004/longest in the big leagues since 2008...Was 1st in the AL in GB/FB ratio (2.74, 337GB/123FB)...Was 13th in HR allowed per 9.0IP (0.70HR/9.0IP) & 20th w/a .385 slugging % allowed.
- ◆ **2009** Mid-season acquisition from Boston made 10 starts for the Indians and was solid in a starting role, finishing the season w/a CG, 4-hit performance w/12 strikeouts vs. Chicago-AL on 9/30 (G2)...The 1-0 loss to the Sox was his first career CG and a career-high in IP (9.0IP) & strikeouts (12)...The Tribe season-high 12 strikeouts were the most by an Indians pitcher since CC Sabathia (13K, 9/14/07 vKC) and most by an Indians RHP since Bartolo Colon on 9/18/2000 at NYY (13K, 1-hitter)...According to ELIAS he was the 1st major-leaguer to lose a 9.0IP CG by a 1-0 score w/at least 12K since 5/6/2000 (Pedro Martinez, 17K, 0-1L to TB)...The last Indians pitcher to lose a game in that manner was Sam McDowell in 1968 (6/13 vs. Oakland, 14 strikeouts)...Made his 1st appearance with the Indians on 8/1 vs. Detroit as he tossed 3.0 scoreless innings, allowing 2 hits while walking 1 and striking out 4...Made first start for Cleveland on 8/8 in Chicago...4.0IP, 4H, 1R...His .203 average against vs. right-handed hitters was 2nd lowest in the American League.
- ◆ **2008** Began the year as a starter at AA Portland and finished the season as a valuable member of the Sox bullpen... His overall 3.16 ERA was 5th best on the Red Sox staff...Started 4 games at AA Portland to begin 2008 before making his major league debut in a spot start on 4/24 vs. the Angels (6.0IP, 2H, 1R)...Was the 3rd Sox pitcher since 1956 to pitch at least 6.0 innings while allowing 2 hits or less in his debut, joining Jim Lonborg (4/23/65) and Billy Rohr (4/14/67)...Was optioned back to the Sea Dogs later that day...Returned for a 2nd start on 5/20, beating KC for his first career win (6.1IP, 3H, 1R)...Was the 4th Sox pitcher to ever allow 3 hits or less in each of his first 2 major league starts, joining Blaine Thomas (1911), Lee Rogers (1938) and Frank Baumann (1955)...Was optioned to Pawtucket on 7/7 and made 3 relief appearances for the PawSox before returning to Boston for remainder of year on 7/20...His 2.36 ERA beginning 7/23 was 6th lowest among all A.L. relievers with at least 30.0 innings...Set a Red Sox rookie record with 9 appearances in the 2008 playoffs, going 1-0 with a 1.86 ERA (2 ER/9.2 IP)...Only 4 major league rookies have ever logged more post-season outings in a season: Julian Tavarez (12 in 1995), Brendan Donnelly (11 in 2002), Francisco Rodriguez (11 in 2002) and Tyler Johnson (10 in 2006)...Made his playoff debut in Game 1 at 23 years, 191 days old, the youngest Red Sox pitcher to appear in a post-season game since Ken Brett (19 years, 24 days) in 1967...Pitched in 5 of 7 ALCS games against TB, going 1-0 w/a 1.59 ERA (1 ER/5.2 IP)...Tossed a scoreless 9th to earn 8-7 win in Game 5...At 23 years, 208 days, became the 7th-youngest Sox hurler to win a post-season game...Babe Ruth was the last to do so at a younger age in 1916.

MASTERTSON'S CAREER GAME HIGHS

NO-HITTER: -----; **1-HITTER:** -----; **2-HITTER:** June 9, 2010 vs. Boston; **3-HITTER:** June 20, 2012 vs. Cincinnati
4-HITTER: September 30, 2009 vs. Chicago-AL; **K's (starter):** 12, September 30, 2009 vs. Chicago-AL; **K's (reliever):** 6, two times, last September 12, 2010 vs. Minnesota; **BB's (starter):** 7, July 18, 2012 at Tampa Bay; **BB's (reliever):** 5, three times, last September 5, 2009 vs. Minnesota; **LONGEST START:** 9.0IP, 3x, last June 20, 2012 vs. Cincinnati;
LONGEST RELIEF OUTING: 7.0IP, September 12, 2010 vs. Minnesota; **WINNING STREAK:** 5 games, April 3-26, 2011;
LOSING STREAK: 11 games, August 25, 2009 – May 24, 2010; **HR:** 3, 2x, August 30, 2012 vs. Oakland; **SHORTEST START:** 2.0IP, August 9, 2011 vs. Detroit (rain); **CG:** 4, last June 20, 2012 vs. Cincinnati ; **CG SHO:** 1, June 9, 2010 vs. Boston; **CAREER 10+ STRIKEOUT GAMES:** 2, last April 5, 2012 vs Toronto

- ◆ **2007** Advanced from A Lancaster to AA Portland in his 2nd pro season, finishing 2nd among all Red Sox minor leaguers with 12 wins...Had 115 strikeouts and only 40 walks in 153.2 innings... Combined to go unbeaten over a 12-start span from 6/7-8/5, posting a 10-0 record and a 1.72 ERA (15-ER/78.1 IP)...Named the No. 4 prospect in the Red Sox organization, the No. 2 pitcher, according to **Baseball America**...Rated as having the Best Fastball in the organization in the publication's annual "Best Tools" survey.

Personal/Miscellaneous

- ◆ Full name **JUSTIN DANIEL MASTERSON**...He and his wife, Meryl, were married on November 3, 2007 and have a daughter, Eden Joy...Was ranked as the No. 24 overall draft-eligible prospect in 2006, according to **Baseball America**...Went 6-7 with a 4.81 ERA in 17 games (16 starts) as a junior for San Diego State in 2006...Recorded 108 strikeouts in 116.0 innings pitched, an average of 8.4 strikeouts per 9innings...Represented the Wareham Gatemen in the 2005 Cape Cod Baseball League All-Star Game...Attended Beaver Creek (OH) High School, graduating in 2003 where he played basketball and baseball...Attended Bethel College in Mishawaka, Indiana and played there in 2004-05...Active in several Jimmy Fund events while with the Red Sox...Red Sox 5th pick (2nd round, 71st overall) in the 2006 First-Year Player Draft, signed by Dan Madsen...Is the first Jamaican-born pitcher in major league history and just the 4th player overall, joining Chili Davis (1981-99), Devon White (1985-2001) and Rolando Roomes (1988-90)...Justin and his wife, Meryl, are active in the community, participating in the Tribe's annual Shop With A Pro event, Glove Drive and working with the Boys & Girls Clubs of Cleveland...Justin is active in the Tribe's Faith Day activities as well as the Youth For Christ Bleacher Blast event each year...Makes numerous school visits throughout the year and is active with the Make-a-Wish Foundation... Active in the Dominican Republic Mission of Mercy program in the city of Moca, DR and was the Indians' 2011 Roberto Clemente nominee... Was a 2012 Baseball Tomorrow Fund/Equipment Drive ambassador.

| MASTERSON'S FAVORITES | |
|---|---|
| Favorite Movie: | Man on Fire |
| Favorite Group/Artist: | DC Talk |
| Favorite Athlete Growing Up: | Frank Thomas |
| Favorite Team Growing Up: | Cincinnati Reds |
| Person Who Has Most Influenced You: | My Parents (Mark and Judy) |
| Favorite Road City: | Seattle |
| Favorite Road Stadium: | Safeco Field |
| Favorite Thing to do Away From Baseball: | Play Guitar, hang with family and friends |
| Favorite TV Show: | NCIS/Burn Notice Unit |





Zach McAllister

34

Age: 25, born December 8, 1987 in Chillicothe, IL

Resides: Chillicothe, IL

Position: Pitcher

Bats: R

Throws: R

Height: 6-6

Weight: 240

ML Service: 0 + 124

Contract Status (options remaining): Signed thru 2013 (1)

Acquired: August 20, 2010; Acquired from the New York Yankees to complete July 30, 2010 trade that sent OF Austin Kearns to the Yankees for a player to be named.

| YEAR | CLUB | W-L | ERA | G | GS | CG | SHO | SV | IP | H | R | ER | HR | HB | BB | SO | WP | BK | OPPONENTS | | |
|--------------------------|---------------|--------------|-------------|------------|------------|----------|----------|----------|--------------|------------|------------|------------|-----------|-----------|------------|------------|-----------|----------|-------------|-------------|-------------|
| | | | | | | | | | | | | | | | | | | | AVG | SLG | OBP |
| 2006 | GCL Yankees | 5-2 | 3.09 | 11 | 1 | 0 | 0 | 0 | 35.0 | 35 | 14 | 12 | 1 | 1 | 12 | 28 | 3 | 0 | .259 | .326 | .324 |
| 2007 | Staten Island | 4-6 | 5.17 | 16 | 15 | 0 | 0 | 0 | 71.1 | 80 | 42 | 41 | 3 | 2 | 28 | 75 | 2 | 0 | .286 | .400 | .351 |
| 2008 | Charleston | 6-3 | 2.45 | 10 | 10 | 0 | 0 | 0 | 62.1 | 59 | 28 | 17 | 3 | 2 | 8 | 53 | 3 | 0 | .245 | .315 | .274 |
| | Tampa | 8-6 | 1.83 | 15 | 14 | 1 | 1 | 1 | 88.2 | 74 | 24 | 18 | 6 | 4 | 13 | 62 | 2 | 0 | .225 | .328 | .261 |
| 2009 | Trenton | 7-5 | 2.23 | 22 | 22 | 0 | 0 | 0 | 121.0 | 98 | 39 | 30 | 4 | 7 | 33 | 96 | 0 | 1 | .220 | .291 | .282 |
| 2010 | Scranton/WB | 8-10 | 5.09 | 24 | 24 | 1 | 0 | 0 | 132.2 | 165 | 82 | 75 | 20 | 6 | 38 | 88 | 7 | 0 | .308 | .489 | .356 |
| | Columbus | 1-2 | 6.88 | 3 | 3 | 0 | 0 | 0 | 17.0 | 20 | 13 | 13 | 1 | 1 | 7 | 11 | 0 | 0 | .303 | .470 | .359 |
| 2011 | Columbus | 12-3 | 3.32 | 25 | 25 | 3 | 1 | 0 | 154.2 | 155 | 61 | 57 | 11 | 6 | 31 | 128 | 1 | 0 | .261 | .386 | .301 |
| | CLEVELAND | 0-1 | 6.11 | 4 | 4 | 0 | 0 | 0 | 17.2 | 26 | 16 | 12 | 1 | 0 | 7 | 14 | 0 | 0 | .338 | .468 | .393 |
| 2012 | Columbus | 5-2 | 2.98 | 11 | 11 | 0 | 0 | 0 | 63.1 | 59 | 27 | 21 | 5 | 2 | 19 | 52 | 3 | 0 | .251 | .366 | .310 |
| | CLEVELAND | 6-8 | 4.24 | 22 | 22 | 0 | 0 | 0 | 125.1 | 133 | 78 | 59 | 19 | 1 | 38 | 110 | 0 | 2 | .268 | .449 | .318 |
| Minor Lge. Totals | | 56-39 | 3.43 | 137 | 125 | 5 | 2 | 1 | 746.0 | 745 | 330 | 284 | 54 | 31 | 189 | 593 | 21 | 1 | .260 | .377 | .310 |
| CLEVELAND TOTALS | | 6-9 | 4.47 | 26 | 26 | 0 | 0 | 0 | 143.0 | 159 | 94 | 71 | 20 | 1 | 45 | 124 | 0 | 2 | .277 | .451 | .328 |
| American League | | 6-9 | 4.47 | 26 | 26 | 0 | 0 | 0 | 143.0 | 159 | 94 | 71 | 20 | 1 | 45 | 124 | 0 | 2 | .277 | .451 | .328 |
| National League | | -- | -- | -- | -- | -- | -- | -- | -- | -- | -- | -- | -- | -- | -- | -- | -- | -- | -- | -- | -- |
| M.L. TOTALS | | 6-9 | 4.47 | 26 | 26 | 0 | 0 | 0 | 143.0 | 159 | 94 | 71 | 20 | 1 | 45 | 124 | 0 | 2 | .277 | .451 | .328 |

CAREER TRANSACTIONS

2006 Selected by the New York Yankees in the 3rd round (104th overall) of the June draft.

2010 Acquired by the Cleveland Indians from the Yankees as the player to be named later in the July 30th trade that sent Austin Kearns to the Yankees, 8/20.

FIELDING BY POSITION

| PCT | 2012 | | | | | | | PCT | CAREER | | | | | | |
|------|------|----|---|---|----|----|---------|------|--------|---|---|----|----|---|--|
| | G | PO | A | E | TC | DP | G | | PO | A | E | TC | DP | | |
| .900 | 22 | 4 | 5 | 1 | 10 | 0 | Pitcher | .833 | 26 | 4 | 6 | 2 | 12 | 0 | |

PITCHERS HITTING

| AVG | 2012 | | | | AVG | CAREER | | | |
|-----|------|----|----|-----|-----|--------|----|----|-----|
| | AB | H | HR | RBI | | AB | H | HR | RBI |
| -- | -- | -- | -- | -- | -- | -- | -- | -- | -- |

2012 Season Highlights

- ◆ Finished 6th among American League rookie pitchers in strikeouts (110), 8th in innings pitched (125.1) and tied for 7th in starts (22)...His 7.9 strikeouts per 9.0 innings pitched led Tribe's starting pitchers as he tossed a career-high 188.2 innings combined on the year.
- ◆ Went 1-1 with a 3.96 ERA in 4 May starts (25.0IP, 25H, 11ER, 6BB, 22K) after being recalled on May 7 when Josh Tomlin went on the DL...Sent back to AAA and recalled for a second and final time on June 28 when Jeanmar Gomez was removed from the rotation...Spent the remainder of the season at the big league level...Over his first 10 starts with Cleveland he was 4-2 with a 3.18 ERA (62.1IP, 61H, 22ER) thru July 26...Combined in August/Sept he was 2-6 with a 5.29ERA in his final 12 starts (63.0IP, 72H, 37ER) and did not win over 8 starts from August 17-Sept 24 and lost a career-high 4 straight decisions, Aug. 28-Sept 19...Career-low 1.2IP on August 6 vs. Minnesota
- ◆ Went at least 5.0 innings in 18 of his 22 starts and permitted 3ER or less in 16 of those assignments...Picked up his first Major League win on May 7 vs. Chicago-AL (day game, 6.0IP, 6H, 4R/2ER, 1BB, 5K)...Fanned a career-high 8 batters three different times on the season...Batters were successful on 18 of 19 attempts off him during the season at the big league level (15 of 18 in the minors)...Had an ERA of 0.82 (22.0IP, 14H, 2ER) in the first inning.

- ◆ Made 11 starts in Triple-A, going 5-2 with a 2.98 ERA (63.1IP, 59H, 21ER, 5HR, 19BB, 52K, .251AVG)...At the time of his June 28 recall his ERA (2.98) ranked 8th in the International League...After returning to Triple-A on May 25 he went 2-1 w/a 3.18 ERA in 5 starts for the Clippers (28.1IP, 29H, 10ER)...Also had impressive first inning numbers for the Clippers (0.82ERA, 11.0IP, 3H, 1ER) and limited batters to a .175 (10-57) average against with RISP... Named the 6th best prospect in the Indians organization entering 2012 according to **Baseball America**.

Pro Career

- ◆ **2011** Went 12-3 w/a 3.32 ERA (154.2IP, 155H, 57ER, 128K, 11HR) in 25 starts at Columbus... Among Int'l League leaders was T1st in CG (3), T3rd in wins (12), 4th in innings (154.2), 5th in WHIP (1.20), 7th in ERA (3.32) and 7th in strikeouts (128)...Finished the year with two September starts with Cleveland...Selected to the mid-season International League All-Star Team...Led all Indians minor league pitchers in wins (12), was 5th in ERA, 2nd in IP and 4th in strikeouts... Won each of his first 6 starts of the season going 6-0 w/a 3.00 ERA (39.0IP, 36H, 13R/ER, 6BB, 29K) after his victory on 5/9 vs. Charlotte...Improved to 7-0 on the year after his 7.0 inning complete game shutout for Pawtucket on 5/20 (7.0IP, 3H, 0R, 0BB, 7K)... Suffered his 1st loss of the season in his 10th start of the year on 5/31...Was 3-1 w/a 1.88 ERA (43.0IP, 29H, 11R/ER, 9BB, 34K) in 6 starts during the month of May...Recalled from AAA Columbus on 7/7 & made his Major League debut that night against Toronto, a 5-4 Indians win, however did not factor into the decision as he pitched 4.0IP (5H, 3R/2ER, 3BB, 4K, 94P/56K)... Optioned back to AAA Columbus on 7/8... Recalled from AAA Columbus for 2nd time on 8/22...Suffered the loss in his 2nd big league start on 8/23 vs. Seattle, in GM 2 of the doubleheader, a 12-7 loss to the M's...3.1IP, 9H, 10R/8ER, 2BB, 2K... Optioned back to Columbus 8/24... Earned wins in each of his last 2 regular season starts at Columbus...Was 1-1 w/a 3.21 ERA (14.0IP, 16H, 5R/ER, 2BB, 9K) in 2 postseason starts for the International League Champion Clippers...Recalled again on 9/20 to start that night vs. Chicago (season/career-high 5.1IP)...Over his last 2 starts with Cleveland posted an ERA of 1.74 (10.1IP, 12H, 2ER).

- ◆ **2010** Spent the season at the AAA level between Columbus and the Scranton/Wilkes-Barre Yankees going 9-12 with a 5.29ERA in 27 starts (149.2IP, 185H, 88ER, 45BB, 99K)...Acquired from the New York Yankees on 8/20 to complete the 7/30 trade that sent Austin Kearns to New York for a player to be named...His 149.2 innings pitched ranked 9th in the IL...Entered the 2010 season ranked by **Baseball America** as the 5th-best prospect and as having the "Best Control" in the Yankees organization...Went 1-0 w/a 0.71 ERA in 2 playoff starts for the International League champion Clippers (12.2IP, 11H, 4R/1ER, 1BB, 9K)...Added to 40-man roster on 11/19.

- ◆ **2009** Spent the entire campaign with AA Trenton where he went 7-5 with a 2.23ERA in 22 starts (121.0IP, 98H, 39R/30ER, 33BB, 96K, .220avg)...His ERA led the Eastern League as he was named the Yankees Minor League Pitcher of the Year...Ranked 2nd among all Yankees minor leaguers in ERA, trailing only Jose Ramirez (1.41)...Named to the midseason All-Star team...Missed more than three weeks from 7/16-8/8 on the disabled list with right shoulder inflammation...Struck out a season-high 11 batters in just 4.2IP on 8/19 vs. Erie.

- ◆ **2008** Went 14-9 with a 2.09 ERA in 25 combined games (24 starts) between A Charleston and A Tampa...Led all Yankees minor leaguers in ERA and tied for most wins...Placed 7th among all full-season minor leaguers in ERA... Placed on the disabled list for the final two weeks of the season with a left ankle strain...Following the season, was selected as the organization's sixth-best prospect by **Baseball America** as well as the 20th-best prospect in the FSL.

- ◆ **2007** Ranked third in the New York-Penn League with 75K...Was named to the NYPL North All-Star team.

Personal/Miscellaneous

Full name **ZACHARY TAYLOR McALLISTER**...Single...Went 12-1 with a 1.04 ERA and 116K at Illinois Valley Central High School...Also hit .486 w/13 2B, 6HR, 38RBI...Earned First-Team All-State honors from Illinois **Prep Baseball Report**, **Chicago Tribune** and Illinois High School Baseball Coaches Association...Is the son of Diamondbacks' scout Steve McAllister... 2013 TribeFest participant.

McALLISTER'S FAVORITES

- Favorite Movie:** Sandlot
- Favorite Group/Artist:** Jay-Z
- Favorite Athlete Growing Up:** Roger Clemens
- Favorite Team Growing Up:** Chicago Bears
- Person Who Has Most Influenced You:** My dad (Steve)
- Favorite Road City:** Chicago
- Favorite Road Stadium:** Angels Stadium
- Favorite TV Show:** Family Guy

McALLISTER'S CAREER GAME HIGHS

K's (starter): 8, 3x, last August 28, 2012 vs. Oakland; **BB's (starter):** 5, May 17, 2012 vs. Seattle; **LONGEST START:** 8.0IP, August 11, 2012 vs. Boston; **WINNING STREAK:** 3 games, June 28-July 16, 2012; **LOSING STREAK:** 4 games, August 28-Sept. 19, 2012; **HR:** 4, Sept. 2, 2012 vs. Texas; **SHORTEST START:** 1.2IP, August 6, 2012 vs. Minnesota; **CG:** N/A; **CG SHO:** N/A; **CAREER 10+STRIKEOUT GAMES:** N/A.



Mike McDade

61

Age: 23, born May 8, 1989 in Las Vegas, NV

Resides: Las Vegas, NV

Position: First Base

Bats: S

Throws: R

Height: 6-1

Weight: 250

ML Service: 0 + 000

Contract Status (options remaining): Signed thru 2013 (2)

Acquired: November 30, 2012; Claimed off outright waivers by the Cleveland Indians.

| YEAR CLUB | AVG | G | AB | R | H | 2B | 3B | HR | RBI | SH | SF | HB | BB | SO | SB | CS | SLG | OBP | OPS | E |
|--------------------|------|-----|------|-----|-----|-----|----|----|-----|----|----|----|-----|-----|----|----|------|------|------|----|
| 2007 GCL Blue Jays | .221 | 39 | 136 | 11 | 30 | 6 | 0 | 1 | 17 | 0 | 1 | 1 | 13 | 29 | 0 | 0 | .287 | .291 | .578 | 2 |
| 2008 Auburn | .257 | 52 | 191 | 18 | 49 | 8 | 1 | 3 | 27 | 0 | 2 | 1 | 22 | 53 | 1 | 0 | .356 | .333 | .689 | 10 |
| Lansing | .194 | 60 | 216 | 15 | 42 | 13 | 0 | 2 | 19 | 1 | 1 | 1 | 11 | 63 | 0 | 0 | .282 | .236 | .518 | 7 |
| 2009 Lansing | .277 | 108 | 408 | 50 | 113 | 27 | 1 | 16 | 57 | 0 | 2 | 5 | 32 | 109 | 0 | 0 | .466 | .336 | .801 | 14 |
| 2010 Dunedin | .267 | 128 | 480 | 60 | 128 | 22 | 1 | 21 | 64 | 0 | 2 | 8 | 27 | 141 | 2 | 0 | .448 | .315 | .763 | 8 |
| 2011 New Hampshire | .281 | 125 | 484 | 71 | 136 | 37 | 0 | 16 | 74 | 0 | 4 | 8 | 28 | 104 | 0 | 1 | .457 | .328 | .785 | 7 |
| 2012 New Hampshire | .275 | 100 | 378 | 44 | 104 | 16 | 0 | 15 | 49 | 0 | 3 | 5 | 43 | 85 | 1 | 0 | .437 | .354 | .791 | 9 |
| Las Vegas | .338 | 18 | 71 | 9 | 24 | 3 | 1 | 2 | 18 | 0 | 1 | 0 | 7 | 11 | 0 | 0 | .493 | .392 | .885 | 3 |
| Minor Lge. Totals | .265 | 630 | 2364 | 278 | 626 | 132 | 4 | 76 | 325 | 1 | 16 | 29 | 183 | 595 | 4 | 1 | .420 | .323 | .744 | 60 |

CAREER TRANSACTIONS

2007 Selected by the Toronto Blue Jays in the 6th round of the June draft.

2012 Claimed off outright waivers by Cleveland, 11/30.

2012 Season Highlights

- ◆ Spent the 2012 season between Double-A New Hampshire and Triple-A Las Vegas where he hit a combined .285 (128-449) with 19 doubles, 1 triple, 17 home runs and 67 RBI in 118 games between the two stops (.360OB/.445SLG/.806OPS). ...During his month stint in Las Vegas to end the season hit .338 (24-71) with 3 2B, 2HR & 18 RBI in his final 18 games of the season (.885OPS)...For year, hit .298 (97-326) off RHP, ranked 15th in the TOR system in HR and 8th in batting avg (.285)... Hit .286 (22-77) for Este in the Dominican Winter League after the season with 5 2B, 8RBI in 24 games (.707OPS).

Pro Career

- ◆ **2011** Spent his first full season at the AA level with New Hampshire of the Eastern League... Collected 37 doubles to lead the Fisher Cats, ranked T3rd in the Eastern League, 3rd in the Blue Jays system...Was also T9th in the EL in RBI and T14th in runs scored...Batted .310 in the first half of the season earning him a selection to the Eastern League Mid Season All-Star squad...The switch hitter fared better vs right-handed pitching batting .292 vs .252 against left-handed pitching...Committed only seven errors in 973 chances for a .993 fielding percentage.
- ◆ **2010** Was selected as Dunedin's R. Howard Webster Award winner, as the team's MVP... His 21 home runs led the Florida State League... Led Dunedin in home runs and RBI with 64... Was 2nd on the club in at bats with 480, hits with 128, runs with 60, doubles with 22, slugging with .448 and average with .267... Participated in the Arizona Fall League, where he tied for the lead in doubles with 11 was 2nd in hits with 33... Finished 3rd in the AFL with a .375 average.
- ◆ **2009** Had a breakout season with Lansing (A), registering 44 extra base hits to go with a .277 average... Was named Organizational Player of the Month for August, after posting a .382 average with six home runs and 20 RBI in 26 games.
- ◆ **2008** Spent the season with Auburn of the Short-season New York-Penn league (A), before moving to Lansing of the Midwest League to finish the season... Earned a selection as a NY Penn league Mid-Season All-Star.
- ◆ **2007** Made his debut with the Gulf Coast Blue Jays, appearing in 39 games... Played exclusively at first base after being drafted as a catcher (was 205th overall selection).

Personal/Miscellaneous

- ◆ Full name **MICHAEL TERRANCE McDADE**...Single...Graduated from Silverado High School in Las Vegas in 2007... Was drafted as a catcher, moving to first base after the draft.



Chris McGuiness

71

Age: 24, born April 11, 1988 in Charleston, SC. Turns 25 on April 11.

Resides: Charleston, SC

Position: First Base

Bats: L

Throws: L

Height: 6-1

Weight: 210

ML Service: 0 + 000

Contract Status (options remaining): Signed thru 2013 (3)

Acquired: December 6, 2012; Selected from the Texas Rangers in the Major League phase of the 2012 Rule V Draft.

| YEAR | CLUB | AVG | G | AB | R | H | 2B | 3B | HR | RBI | SH | SF | HB | BB | SO | SB | CS | SLG | OBP | OPS | E |
|--------------------------|--------------|-------------|------------|-------------|------------|------------|-----------|----------|-----------|------------|----------|----------|-----------|------------|------------|----------|----------|-------------|-------------|-------------|-----------|
| 2009 | Lowell | .255 | 54 | 196 | 26 | 50 | 17 | 0 | 6 | 38 | 0 | 1 | 2 | 36 | 40 | 0 | 1 | .434 | .374 | .808 | 4 |
| | Greenville | .150 | 6 | 20 | 2 | 3 | 1 | 0 | 0 | 1 | 0 | 0 | 2 | 3 | 5 | 0 | 0 | .200 | .320 | .520 | 0 |
| 2010 | Greenville | .298 | 78 | 282 | 41 | 84 | 20 | 1 | 12 | 46 | 0 | 1 | 5 | 53 | 59 | 2 | 3 | .504 | .416 | .920 | 5 |
| | Bakersfield | .250 | 34 | 120 | 19 | 30 | 3 | 0 | 7 | 22 | 0 | 1 | 2 | 24 | 32 | 1 | 1 | .450 | .381 | .831 | 1 |
| 2011 | AZL Rangers | .200 | 2 | 5 | 3 | 1 | 0 | 0 | 1 | 2 | 0 | 0 | 1 | 1 | 1 | 0 | 0 | .800 | .429 | 1.229 | 0 |
| | Myrtle Beach | .214 | 53 | 196 | 19 | 42 | 10 | 0 | 2 | 26 | 0 | 1 | 1 | 30 | 51 | 1 | 0 | .296 | .320 | .616 | 2 |
| 2012 | Frisco | .268 | 123 | 456 | 65 | 122 | 25 | 0 | 23 | 77 | 0 | 2 | 3 | 69 | 107 | 0 | 1 | .474 | .366 | .840 | 7 |
| Minor Lge. Totals | | .260 | 350 | 1275 | 175 | 332 | 76 | 1 | 51 | 212 | 0 | 6 | 16 | 216 | 295 | 4 | 6 | .442 | .373 | .814 | 19 |

CAREER TRANSACTIONS

2009 Selected by the Boston Red Sox in the 13th round of the June draft.

2010 Acquired by the Texas Rangers from the Boston Red Sox along with Roman Mendez, Michael Thomas and cash in exchange for Jarrod Saltalamacchia.

2012 Selected by Cleveland from Texas in the Major League Phase of the Rule V Draft, 12/6.

2012 Season Highlights

- ◆ Spent the 2012 season at Double-A Frisco where he hit .268 (122-456) with 25 doubles, 23HR and 77 RBI in 123 games (.366OB/.474SLG/.840OPS)...He finished 4th in the Texas League in walks (69), tied for 4th in home runs (23), 7th in RBI (77) and 8th in OPS (.840)...Was 3rd in the Rangers org in HR (23) and 5th in RBI (77)...After the season he was named MVP of the Arizona Fall League, hitting .283 (26-92) with 5 2B, 4HR & 27RBI in 25 games for Surprise (.370OB/.838OPS)...Led the AZFL in RBI and was tied for 6th in total bases (43).
- ◆ At Frisco he hit .273 off RHP with an OPS of .847 and .252 off LHP with an .819 OPS... In 65 second half games hit .285 (68-239) with 15 2B, 13HR and 45RBI (.899OPS).

Pro Career

- ◆ **2011** Spent entire season with Myrtle Beach...Placed on the DL on 4/26 with an oblique strain...Activated from disabled list on 5/5...Returned to the disabled list on 5/14 with a back strain...Activated 6/6...DL again 7/7 -8/28 with knee contusion, including a rehab assignment with the AZL Rangers from 8/25-27.
- ◆ **2010** Split the campaign between Greenville (Low-A), Bakersfield, and Frisco...Combined to bat .284 (114-402) with 19 home runs and 68 RBI in 112 games...Placed on disabled list 5/14 with left knee strain...Activated from disabled list on 5/25...Acquired by Texas, along with RHP Roman Mendez and C Michael Thomas, from Boston, in exchange for C Jarrod Saltalamacchia on 7/31...Led Greenville in homers and walks and ranked 2nd in average and RBI at time of trade...Promoted to Frisco on 9/7 for Texas League playoffs.
- ◆ **2009** Split first professional season between Greenville and Lowell...Named to the New York-Penn League All-Star Team...Set a Lowell club record with an extra-base hit in 6 straight games from 7/17-22...408th overall pick in draft.

Personal/Miscellaneous

- ◆ Full name **CHRISTOPHER RYAN MCGUINESS**...Engaged, Allyson Townsend...In his final season at The Citadel in 2009, McGuiness batted .367 with 15 homers and 59 RBIs while leading the nation with 65 walks (earned first team All-Southern Conference honors and was also named to the *ESPN the Magazine* Academic All-America first team)...2006 Graduate of James Island Charter High School in Charleston (2006)... Named to the 7-AAAA all-region team all four years of high school... Tabbed to all-state squad in 2006.



Brett Myers

39

Age: 32, born August 17, 1980 in Jacksonville, FL

Resides: Jacksonville, FL

Position: Pitcher

Bats: R

Throws: R

Height: 6-4

Weight: 240

ML Service: 10 + 068

Contract Status: Signed thru 2013 with club option for 2014

Acquired: January 4, 2013; Signed as a free agent by Cleveland to a Major League contract.

| | | | | | | | | | | | | | | | OPPONENTS | | | | | | | | | | |
|--------------------------|---------------|--------------|-------------|------------|------------|-----------|-----------|-----------|---------------|-------------|------------|------------|------------|-----------|------------|-------------|-----------|-----------|-------------|-------------|-------------|--|--|--|--|
| YEAR | CLUB | W-L | ERA | G | GS | CG | SHO | SV | IP | H | R | ER | HR | HB | BB | SO | WP | BK | AVG | SLG | OBP | | | | |
| 1999 | GCL Phillies | 2-1 | 2.33 | 7 | 5 | 0 | 0 | 0 | 27.0 | 17 | 8 | 7 | 0 | 2 | 7 | 30 | 2 | 0 | .177 | .177 | .248 | | | | |
| 2000 | Piedmont | 13-7 | 3.18 | 27 | 27 | 2 | 1 | 0 | 175.1 | 165 | 78 | 62 | 7 | 9 | 69 | 140 | 8 | 0 | .252 | .345 | .330 | | | | |
| 2001 | Reading | 13-4 | 3.87 | 26 | 23 | 1 | 1 | 0 | 156.0 | 156 | 71 | 67 | 21 | 10 | 43 | 130 | 5 | 0 | .258 | .447 | .318 | | | | |
| 2002 | Scranton/WB | 9-6 | 3.59 | 19 | 19 | 4 | 1 | 0 | 128.0 | 121 | 54 | 51 | 9 | 3 | 20 | 97 | 1 | 0 | .252 | .373 | .285 | | | | |
| | Philadelphia | 4-5 | 4.25 | 12 | 12 | 1 | 0 | 0 | 72.0 | 73 | 38 | 34 | 11 | 6 | 29 | 34 | 2 | 1 | .277 | .455 | .359 | | | | |
| 2003 | Philadelphia | 14-9 | 4.43 | 32 | 32 | 1 | 1 | 0 | 193.0 | 205 | 99 | 95 | 20 | 9 | 76 | 143 | 9 | 0 | .272 | .424 | .344 | | | | |
| 2004 | Philadelphia | 11-11 | 5.52 | 32 | 31 | 1 | 1 | 0 | 176.0 | 196 | 113 | 108 | 31 | 6 | 62 | 116 | 5 | 0 | .281 | .490 | .343 | | | | |
| 2005 | Philadelphia | 13-8 | 3.72 | 34 | 34 | 2 | 0 | 0 | 215.1 | 193 | 94 | 89 | 31 | 11 | 68 | 208 | 4 | 4 | .237 | .410 | .304 | | | | |
| 2006 | Philadelphia | 12-7 | 3.91 | 31 | 31 | 1 | 0 | 0 | 198.0 | 194 | 93 | 86 | 29 | 3 | 63 | 189 | 3 | 0 | .257 | .431 | .315 | | | | |
| 2007 | Philadelphia | 5-7 | 4.33 | 51 | 3 | 0 | 0 | 21 | 68.2 | 61 | 33 | 33 | 9 | 1 | 27 | 83 | 5 | 0 | .234 | .391 | .307 | | | | |
| | Clearwater | 0-0 | 0.00 | 3 | 3 | 0 | 0 | 0 | 3.1 | 2 | 0 | 0 | 0 | 0 | 1 | 4 | 0 | 0 | .182 | .182 | .250 | | | | |
| | Lehigh Valley | 1-1 | 3.65 | 2 | 2 | 0 | 0 | 0 | 12.1 | 12 | 6 | 5 | 0 | 1 | 4 | 12 | 1 | 0 | .255 | .319 | .321 | | | | |
| 2008 | Philadelphia | 10-13 | 4.55 | 30 | 30 | 2 | 1 | 0 | 190.0 | 197 | 103 | 96 | 29 | 6 | 65 | 163 | 2 | 0 | .267 | .461 | .330 | | | | |
| | Clearwater | 0-1 | 2.70 | 1 | 1 | 1 | 0 | 0 | 6.2 | 7 | 3 | 2 | 0 | 0 | 1 | 6 | 0 | 0 | .292 | .375 | .308 | | | | |
| | Reading | 0-1 | 2.25 | 1 | 1 | 0 | 0 | 0 | 8.0 | 5 | 3 | 2 | 1 | 0 | 2 | 10 | 0 | 0 | .161 | .323 | .212 | | | | |
| 2009 | Philadelphia | 4-3 | 4.84 | 18 | 10 | 0 | 0 | 0 | 70.2 | 74 | 38 | 38 | 18 | 4 | 23 | 50 | 1 | 0 | .272 | .537 | .336 | | | | |
| | Clearwater | 0-0 | 0.00 | 1 | 0 | 0 | 0 | 0 | 1.0 | 2 | 0 | 0 | 0 | 0 | 0 | 3 | 0 | 0 | .400 | .400 | .400 | | | | |
| | Lakewood | 0-0 | 0.00 | 1 | 1 | 0 | 0 | 0 | 1.0 | 0 | 0 | 0 | 0 | 0 | 1 | 1 | 0 | 0 | .000 | .000 | .250 | | | | |
| | Reading | 0-1 | 2.25 | 2 | 1 | 0 | 0 | 0 | 4.0 | 2 | 1 | 1 | 1 | 0 | 1 | 7 | 0 | 0 | .154 | .385 | .214 | | | | |
| | Lehigh Valley | 0-0 | 0.00 | 2 | 0 | 0 | 0 | 1 | 2.0 | 0 | 0 | 0 | 0 | 0 | 0 | 3 | 0 | 0 | .000 | .000 | .000 | | | | |
| 2010 | Houston | 14-8 | 3.14 | 33 | 33 | 2 | 0 | 0 | 223.2 | 212 | 88 | 78 | 20 | 3 | 66 | 180 | 2 | 0 | .248 | .379 | .303 | | | | |
| 2011 | Houston | 7-14 | 4.46 | 34 | 33 | 2 | 0 | 0 | 216.0 | 226 | 116 | 107 | 31 | 4 | 57 | 160 | 7 | 0 | .267 | .437 | .315 | | | | |
| 2012 | Houston | 0-4 | 3.52 | 35 | 0 | 0 | 0 | 19 | 30.2 | 35 | 17 | 12 | 4 | 2 | 6 | 20 | 1 | 0 | .285 | .439 | .323 | | | | |
| | Chicago-AL | 3-4 | 3.12 | 35 | 0 | 0 | 0 | 0 | 34.2 | 30 | 13 | 12 | 4 | 1 | 9 | 21 | 1 | 0 | .238 | .389 | .292 | | | | |
| Minor Lge. Totals | | 38-22 | 3.38 | 92 | 83 | 8 | 3 | 1 | 524.2 | 489 | 224 | 197 | 39 | 25 | 149 | 443 | 17 | 0 | .248 | .372 | .307 | | | | |
| CLEVELAND TOTALS | | -- | -- | -- | -- | -- | -- | -- | -- | -- | -- | -- | -- | -- | -- | -- | -- | -- | -- | -- | -- | | | | |
| American League | | 3-4 | 3.12 | 35 | 0 | 0 | 0 | 0 | 34.2 | 30 | 13 | 12 | 4 | 1 | 9 | 21 | 1 | 0 | .238 | .389 | .292 | | | | |
| National League | | 94-89 | 4.22 | 342 | 249 | 12 | 3 | 40 | 1654.0 | 1666 | 832 | 776 | 233 | 55 | 542 | 1346 | 41 | 5 | .261 | .435 | .323 | | | | |
| M.L. TOTALS | | 97-93 | 4.20 | 377 | 249 | 12 | 3 | 40 | 1688.2 | 1696 | 845 | 788 | 237 | 56 | 551 | 1367 | 42 | 5 | .261 | .435 | .322 | | | | |

CAREER TRANSACTIONS

1999 Selected by the Philadelphia Phillies in the 1st round (12th overall) of the 1999 June draft. Signed 7/9.

2007 DL - right shoulder strain, 5/24-7/27. Rehab at A Clearwater, 7/20-27.

2009 DL - right hip surgery, 5/28-9/4. Rehab at A Clearwater, 8/15-23. Rehab at A Lakewood, 8/23-26. Rehab at AA Reading, 8/26-9/1. Rehab at AAA Lehigh Valley, 9/1-3.

2009 Granted Free Agency, 11/6.

2010 Signed as a Free Agent with the Houston Astros, 1/8.

2012 Traded by the Houston Astros with cash to the Chicago White Sox for Blair Walters, Matthew Heidenreich and Chris Devenski, 7/21.

2012 Granted Free Agency, 10/30.

2013 Signed as a Free Agent with the Cleveland Indians, 1/4.

FIELDING BY POSITION

| PCT | 2012 | | | | | | PCT | CAREER | | | | | | |
|-------|------|----|---|---|----|----|---------|--------|-----|-----|-----|----|-----|----|
| | G | PO | A | E | TC | DP | | G | PO | A | E | TC | DP | |
| 1.000 | 70 | 12 | 6 | 0 | 18 | 2 | Pitcher | .974 | 377 | 156 | 220 | 10 | 386 | 14 |

PITCHERS HITTING

| | | | | | CAREER | | | | |
|-----|----|-----------|----|-----|--------|-----|----|----|-----|
| AVG | AB | 2012 H | HR | RBI | AVG | AB | H | HR | RBI |
| -- | -- | -- | -- | -- | .134 | 471 | 63 | 0 | 12 |

POSTSEASON PITCHING RECORD

| YEAR | CLUB | W-L | ERA | G | GS | CG | SHO | SV | IP | H | R | ER | HR | HB | BB | SO | WP | BK |
|---------------------------------|-------------------|------------|-------------|----------|----------|----------|----------|----------|-------------|-----------|-----------|-----------|----------|----------|-----------|-----------|----------|----------|
| 2007 | PHI (NLDS vs COL) | 0-0 | 0.00 | 2 | 0 | 0 | 0 | 0 | 1.1 | 2 | 0 | 0 | 0 | 0 | 0 | 3 | 0 | 0 |
| 2008 | PHI (NLDS vs MIL) | 1-0 | 2.57 | 1 | 1 | 0 | 0 | 0 | 7.0 | 2 | 2 | 2 | 0 | 1 | 3 | 4 | 0 | 0 |
| | PHI (NLCS vs LAD) | 1-0 | 9.00 | 1 | 1 | 0 | 0 | 0 | 5.0 | 6 | 5 | 5 | 1 | 0 | 4 | 6 | 1 | 0 |
| | PHI (WS vs TB) | 0-1 | 3.86 | 1 | 1 | 0 | 0 | 0 | 7.0 | 7 | 4 | 3 | 0 | 0 | 3 | 2 | 0 | 0 |
| 2009 | PHI (NLDS vs COL) | 0-0 | 0.00 | 1 | 0 | 0 | 0 | 0 | 0.2 | 0 | 0 | 0 | 0 | 1 | 2 | 0 | 0 | 0 |
| | PHI (WS vs NYY) | 0-0 | 9.00 | 1 | 0 | 0 | 0 | 0 | 1.0 | 1 | 1 | 1 | 1 | 0 | 0 | 2 | 0 | 0 |
| Career PostSeason Totals | | 2-1 | 4.50 | 7 | 3 | 0 | 0 | 0 | 22.0 | 18 | 12 | 11 | 2 | 2 | 12 | 17 | 1 | 0 |

2012 Season Highlights

- ◆ Split the season between Houston and Chicago-AL, going a combined 3-8 with a 3.31 ERA (24 ER/65.1 IP), 19 saves and eight holds over a career-high 70 appearances... Acquired from Houston with cash considerations on July 21...Went 0-4 with a 3.52 ERA (12ER/30.2IP) and 19 saves over 35 games with the Astros and 3-4 with a 3.12 mark (12ER/34.2 IP) with the White Sox ... Converted 19 of his 21 save opportunities with Houston... Allowed 23.8% (5-21) of inherited runners to score...Worked 2.0IP three times (8/27 at Baltimore, 9/14 at Minnesota & 9/30 vs. TB), matching his career high in relief.
- ◆ On the year batters hit .261 (65-249) off him with a .721 OPS...RH hitters hit .245 (35-143) off him... Concluded season with the Sox by posting an ERA of 2.81 in 15 Sept/Oct outings (16.0IP, 14H, 5ER, 12K)...Has four Opening Day starts in his career, three for Philadelphia (2007-09) and one for Houston (2011)...As a starter, is 89-79 with a 4.27 ERA (740ER/1560IP) in 249 career starts...Has tossed 12 career complete-games.

Pro Career

- ◆ **2011** Led the club in starts and innings...Marked his second straight year to reach the 200IP mark and the third time in his career (also, 2005)...Finished T-9th in the NL in innings pitched...Finished the season 4-1 with a 2.62 ERA (10ER/34.1IP) in five starts in September...Tossed the only two complete games for the Astros in 2011...Fanned a season-high 11 batters on 7/15 vs. PIT, his 15th career double-digit strikeout game...Started on Opening Day on 4/1 at PHI...Was the fourth OD start of his career and his first since doing so for the Phillies in three straight seasons from 2007-09.
- ◆ **2010** Led the Astros pitching staff with a 14-8 record and a 3.14 ERA (78ER/223.2IP) in 33 starts...Set career marks in ERA and innings pitched, and tied his career high in wins...Ranked fifth in the NL in innings pitched and tied for seventh with 24 quality starts...Named Astros Pitcher of the Year by the Houston Chapter of the Baseball Writers Association of America...Hurled 6.0-or-more innings in his first 32 starts in 2010, which is a club record and the longest in the Majors to start a season since 2002 when Curt Schilling went 6.0-or-more inning in his first 35 starts/apps...Became one of just five MLB pitchers since 1920 to go 6.0-or-more innings in their first 32 apps. to start a season...Finished the season 8-0 with a 2.01 ERA (22ER/98.2IP) in 14 starts at home...Tied his career high by winning six consecutive decisions from 8/23-9/24...Tossed a CG on 7/27 at CHC, allowing only one run on four hits, while fanning a career-high-tying 12 hitters...Marked his third career 12-strikeout game and first since 9/20/2006 vs. CHC...Recorded his 1,000th career strikeout on 4/25 vs. PIT...Was T10th in the NL Cy Young voting with 2.0 points... Joined the club on a one-year deal with the Astros prior to the 2010 season...Later signed an extension with club thru 2012 w/2013 club option.
- ◆ **2009** Was the Opening Day starter for the third consecutive season and began the season in the Phillies starting rotation...Finished 2009 in the bullpen...Was placed on the 15-day DL on 5/28 with a right hip strain...Had surgery to repair a torn labrum in his right hip on 6/4 (Dr. Michael Ciccotti)...Made six rehab appearances before being activated on 9/4...Appeared in relief for the remainder of the season.
- ◆ **2008** Was the Phillies Opening Day starter and went 3-9, 5.84 ERA through his first 17 starts...Was optioned to the minor leagues on 7/1 and made four starts (1-3, 2.19 ERA)...Recalled on 7/20 and went 7-4, 3.20 ERA in his final 13 starts of the season...Allowed one earned run or none in six of his 13 starts after being recalled...Became the third Phillie in the last 30 years to allow nine hits while pitching a shutout, 8/20 vs WSH; also - Jerry Koosman, 1985 and Curt Schilling in 2000...Had a career-best 17.0-inning scoreless streak, 8/20-30 (3 GS)...Had three double-digit strikeout games, bringing his career total to 11, fifth-most in franchise history...Became the first pitcher in LCS history to collect three hits in a game, 10/10 vs LAD; also the first pitcher since 1919 to collect three hits and three RBI in a single playoff game (last: Dutch Ruether, 10/1/1919 vs CWS, WS Game 1).

- ◆ **2007** Began the season as the Phillies' Opening Day starter (his first Opening Day assignment) and ended it as the closer...Threw the first and last pitches of the Phillies' season and was on the mound when the team clinched their first postseason berth in 14 years...Made three starts (0-2, 9.39 ERA) before being moved to the bullpen...Went 1-0, 6 SV, 0.90 ERA (2ER/20IP) in his first 17 relief appearances...Left the game, 5/23 at FLA, and was placed on the 15-day DL on 5/24) with a right shoulder strain...Made three rehab appearances with Clearwater (A) before being activated on 7/27...Went 5-5, 21 saves, 2.87 ERA (17ER/53.1IP) in 48 relief appearances.
- ◆ **2006** Led all Phillies starters in wins (12), ERA (3.91), starts (31), innings (198.0), SO (189), winning pct (.632) and opponents' batting avg (.257)...Led all NL pitchers in SO (107) in the second half...Finished fifth in the NL in SO and third in SO/9.0 IP (8.59)...Pitched 7.2 shutout innings, 4/16 at COL, becoming the first visiting pitcher to win a 1-0 game at Coors Field...Tied his career high with 12 SO and pitched a season-high 9.0 innings on 9/20 vs CHC.
- ◆ **2005** Became the ninth different pitcher in Phillies history to reach 200 SO and first since Curt Schilling in 1998 with 209...Finished tied for third in the NL in SO, finished third in SO/9.0 IP (8.69) and seventh in road ERA (3.09)...Had a 1.69 ERA in his first 10 starts, lowest by a Phillies pitcher since John Denny had a 1.52 ERA in his first 10 starts in 1984...Had three starts with double-digits strikeouts, including a career-high 12 on 10/1 at WSH, his final start of the season...The Phillies went 21-13 (.618) in his 34 starts.
- ◆ **2004** Finished second on the team in wins (11) and posted double-digits in wins for the second consecutive season... Pitched his second career shutout, 5/20 vs LA (5 H, 2 BB, 5 SO)...Made his first ML relief appearance on 9/18 vs Montreal...Was the team's ninth pitcher of the night in the 14th and final inning.
- ◆ **2003** First season on the Opening Day roster and first full season in the Majors...At 22 years, 7 months and 14 days old on Opening Day, was the youngest pitcher to open the season in the Phillies rotation since Calvin Maduro in 1997 (22 years, 6 months, 27 days)...Struck out 11 batters in his first start of season on 4/6 vs. PIT...Lost on 6/11 at ANA and did not lose another game until 8/10 at SF, going 6-0 in 10 starts between losses...Threw his first ML shutout on 6/22 vs. BOS (9.0IP, 3H) and at 22 years, 309 days old became the youngest Phillie to pitch a shutout since 1983 (Kevin Gross).
- ◆ **2002** Began the season with Triple A Scranton/Wilkes-Barre, becoming the first Triple A rookie to be the Red Barons' Opening Day starter...Named the best right-handed pitching prospect in the minor leagues and second-best prospect overall in the International League...Rated as having the best breaking ball and third-best fastball velocity in the minors, all by **Baseball America**...Selected to MLB's All-Star Futures Game (second straight year), played at Miller Park on July 7 (0.1 IP, H, SO)... Was 4-0, 1.66 ERA in his last five starts with Scranton...Had his contract purchased by the Phillies on 7/24 and made his ML debut that day in a start at Wrigley Field...Got the win (8.0IP, 2 H, 1 ER, 1 BB, 5 SO), becoming the fifth ML pitcher in the last 30 years to pitch 8.0-or-more innings and allow two hits-or-less in his ML debut... Threw his first ML complete game on 8/14 vs MIL, becoming the first Phillies rookie to pitch a CG since Carlton Loewer, 6/14/98 vs CHI.
- ◆ **2001** Made the jump from Low Class A Piedmont to Double A Reading...Selected to MLB's All-Star Futures Game...Ranked as the Phillies' second-best prospect by **Baseball America** and top minor league pitcher by **USA Today Baseball Weekly**.

MYERS' FAVORITES

- Favorite Movie:** Major League
- Favorite Group/Artist:** Lynyrd Skynyrd
- Favorite Athlete Growing Up:** Roger Clemens & Nolan Ryan
- Favorite Team Growing Up:** Every MLB Team
- Person Who Has Most Influenced You:** My dad (Phil)
- Favorite Road City:** Chicago (MLB Debut)
- Favorite Road Stadium:** Wrigley Field
- Favorite Thing to do Away From Baseball:** Music and hunt
- Favorite TV Show:** Duck Dynasty

Personal/Miscellaneous

- ◆ Full name **BRETT ALLEN MYERS**...Married, Kim...Couple has one daughter, Kylie (10) and three sons, Kolt (7), Koda (2) and Kace (1)... A 1999 graduate of Englewood High School (FL), going 8-2 with a 0.80 ERA in 78.0 innings (25 H, 34 BB, 131 SO) in his senior year.

MYERS' CAREER GAME HIGHS

2-HITTER: Sept 14, 2008 vs. Milwaukee (G2); **3-HITTER:** June 22, 2003 vs. Boston; **4-HITTER:** 3, last June 17, 2011 at LA Dodgers; **K's (starter):** 12, 3x, last July 27, 2010 vs. Chicago-NL.; **K's (reliever):** 5, May 12, 2007 vs. Chicago-NL.; **BB's (starter):** 7, Sept 1, 2003 vs. Boston; **BB's (reliever):** 3, Sept 5, 2007 at Atlanta; **LONGEST START:** 9.0IP, 9x, last June 17, 2011 at LA Dodgers; **LONGEST RELIEF:** 2.0IP, 10x; **WINNING STREAK:** 6 games, 2x, last August 23-Sept 24, 2010; **LOSING STREAK:** 7 games, June 29-August 22, 2011; **HR:** 4, June 29, 2010 at Milwaukee; **SHORTEST GS:** 2.0IP, June 27, 2008 at Texas; **CG:** 12, last July 26, 2011 at STL; **CG SHO:** 3, last August 20, 2008 vs Washington; **CAREER 10+ STRIKEOUT GAMES:** 15, last July 15, 2011 vs. Pittsburgh; **CONSEC. SCORELESS IP:** 17.0, August 20-30, 2008.



Fernando Nieve

57

Age: 30, born July 15, 1982 in Puerto Cabello, Venezuela

Resides: Pearland, TX

Position: Pitcher

Bats: R

Throws: R

Height: 6-0

Weight: 220

ML Service: 2 + 103

Contract Status: Signed thru 2013

Acquired: November 30, 2012; Signed by Cleveland to a Minor League free agent contract.

| YEAR | CLUB | W-L | ERA | G | GS | CG | SHO | SV | IP | H | R | ER | HR | HB | BB | SO | WP | BK | OPPONENTS | | |
|--------------------------|-------------------|--------------|-------------|------------|------------|-----------|-----------|-----------|---------------|------------|------------|------------|-----------|-----------|------------|------------|-----------|-----------|-------------|-------------|-------------|
| | | | | | | | | | | | | | | | | | | | AVG | SLG | OBP |
| 1999 | VSL Yankees Co-op | 0-6 | 4.50 | 11 | 7 | 0 | 0 | 0 | 32.0 | 31 | 22 | 16 | 0 | 0 | 16 | 41 | 0 | 0 | --- | --- | --- |
| 2000 | VSL Astros | 3-4 | 2.71 | 14 | 13 | 0 | 0 | 0 | 79.2 | 56 | 29 | 24 | 5 | 12 | 28 | 64 | 12 | 0 | .199 | .302 | .297 |
| 2001 | Martinsville | 4-2 | 3.79 | 12 | 8 | 1 | 0 | 0 | 38.0 | 27 | 20 | 16 | 2 | 3 | 21 | 49 | 3 | 1 | .197 | .292 | .317 |
| 2002 | Martinsville | 4-1 | 2.39 | 13 | 13 | 0 | 0 | 0 | 67.2 | 46 | 23 | 18 | 5 | 2 | 27 | 60 | 1 | 0 | .185 | .290 | .269 |
| | Lexington | 0-1 | 6.00 | 1 | 1 | 0 | 0 | 0 | 3.0 | 6 | 5 | 2 | 0 | 1 | 0 | 2 | 0 | 0 | .353 | .471 | .389 |
| 2003 | Lexington | 14-9 | 3.65 | 28 | 28 | 1 | 0 | 0 | 150.1 | 133 | 69 | 61 | 10 | 0 | 65 | 144 | 7 | 1 | .238 | .382 | .313 |
| 2004 | Salem | 10-6 | 2.96 | 24 | 24 | 2 | 2 | 0 | 149.0 | 136 | 52 | 49 | 9 | 1 | 40 | 117 | 5 | 0 | .251 | .360 | .304 |
| | Round Rock | 2-0 | 1.56 | 3 | 3 | 0 | 0 | 0 | 17.1 | 12 | 4 | 3 | 0 | 1 | 8 | 17 | 0 | 0 | .203 | .237 | .309 |
| 2005 | Corpus Christi | 4-3 | 2.65 | 14 | 14 | 0 | 0 | 0 | 85.0 | 62 | 27 | 25 | 7 | 3 | 29 | 96 | 4 | 0 | .205 | .331 | .279 |
| | Round Rock | 4-4 | 4.83 | 13 | 13 | 2 | 2 | 0 | 82.0 | 92 | 45 | 44 | 10 | 5 | 33 | 75 | 3 | 0 | .281 | .440 | .351 |
| 2006 | Round Rock | 0-0 | 0.00 | 4 | 0 | 0 | 0 | 2 | 5.1 | 2 | 0 | 0 | 0 | 0 | 0 | 7 | 0 | 0 | .105 | .158 | .105 |
| | Houston | 3-3 | 4.20 | 40 | 11 | 0 | 0 | 0 | 96.1 | 87 | 46 | 45 | 18 | 2 | 41 | 70 | 1 | 0 | .242 | .453 | .320 |
| 2007 | Round Rock | 1-3 | 6.23 | 5 | 5 | 0 | 0 | 0 | 21.2 | 30 | 19 | 15 | 1 | 1 | 15 | 13 | 2 | 0 | .345 | .471 | .438 |
| 2008 | Round Rock | 2-5 | 5.72 | 36 | 7 | 0 | 0 | 6 | 72.1 | 87 | 50 | 46 | 13 | 3 | 27 | 63 | 4 | 0 | .297 | .498 | .358 |
| | Houston | 0-1 | 8.44 | 11 | 0 | 0 | 0 | 0 | 10.2 | 17 | 10 | 10 | 2 | 0 | 2 | 12 | 0 | 0 | .362 | .553 | .388 |
| 2009 | Binghamton | 0-1 | 4.91 | 5 | 4 | 0 | 0 | 0 | 18.1 | 16 | 10 | 10 | 1 | 1 | 6 | 19 | 2 | 0 | .239 | .418 | .311 |
| | Buffalo | 3-0 | 3.70 | 4 | 4 | 0 | 0 | 0 | 24.1 | 18 | 10 | 10 | 2 | 0 | 10 | 23 | 2 | 0 | .205 | .307 | .286 |
| | New York-NL | 3-3 | 2.95 | 8 | 7 | 0 | 0 | 0 | 36.2 | 36 | 13 | 12 | 4 | 1 | 19 | 23 | 2 | 0 | .263 | .394 | .354 |
| 2010 | New York-NL | 2-4 | 6.00 | 40 | 1 | 0 | 0 | 0 | 42.0 | 37 | 28 | 28 | 10 | 2 | 22 | 38 | 2 | 0 | .234 | .487 | .333 |
| | Buffalo | 2-1 | 5.63 | 8 | 8 | 0 | 0 | 0 | 40.0 | 49 | 25 | 25 | 3 | 1 | 13 | 31 | 1 | 0 | .304 | .435 | .358 |
| 2011 | Oklahoma | 1-2 | 7.63 | 3 | 3 | 0 | 0 | 0 | 15.1 | 27 | 15 | 13 | 0 | 0 | 5 | 17 | 1 | 0 | .380 | .451 | .421 |
| | Doosan (Korea) | 3-6 | 6.09 | 25 | 0 | 0 | 0 | 6 | 78.1 | 96 | 54 | 53 | 5 | 5 | 44 | 66 | 6 | 0 | --- | --- | --- |
| 2012 | Albuquerque | 7-9 | 5.96 | 25 | 24 | 0 | 0 | 0 | 119.1 | 162 | 91 | 79 | 19 | 7 | 38 | 107 | 11 | 0 | .324 | .524 | .377 |
| Minor Lge. Totals | | 61-57 | 4.02 | 223 | 179 | 6 | 4 | 8 | 1020.2 | 992 | 516 | 456 | 87 | 41 | 381 | 945 | 58 | 2 | .264 | .402 | .326 |
| CLEVELAND TOTALS | | -- | -- | -- | -- | -- | -- | -- | -- | -- | -- | -- | -- | -- | -- | -- | -- | -- | -- | -- | -- |
| American League | | -- | -- | -- | -- | -- | -- | -- | -- | -- | -- | -- | -- | -- | -- | -- | -- | -- | -- | -- | -- |
| National League | | 8-11 | 4.61 | 99 | 19 | 0 | 0 | 0 | 185.2 | 177 | 97 | 95 | 34 | 5 | 84 | 143 | 5 | 0 | .252 | .456 | .334 |
| M.L. TOTALS | | 8-11 | 4.61 | 99 | 19 | 0 | 0 | 0 | 185.2 | 177 | 97 | 95 | 34 | 5 | 84 | 143 | 5 | 0 | .252 | .456 | .334 |

CAREER TRANSACTIONS

- 1999 Signed by the Houston Astros as an amateur free agent, 5/11.
- 2006 DL - right elbow hyperextension, 8/20-9/6.
- 2009 Selected off waivers by the New York Mets from the Houston Astros, 3/14.
- 2009 DL - torn muscle, right thigh, 7/19-remainder of season.
- 2010 Granted Free Agency, 10/5.
- 2010 Signed as a Free Agent with the Pittsburgh Pirates, 12/1.
- 2011 Released by the Pittsburgh Pirates, 3/22.
- 2011 Signed as a Free Agent with the Houston Astros, 3/24.
- 2011 Released by the Houston Astros, 4/27.
- 2011 Signed as a Free Agent with the Los Angeles Dodgers, 12/13.
- 2012 Granted Free Agency, 11/3.
- 2012 Signed as a Free Agent with the Cleveland Indians, 11/30.

FIELDING BY POSITION

| PCT | G | PO | 2012 | | | | DP | PCT | G | PO | CAREER | | | |
|-----|----|----|------|----|----|----|---------|-------|----|----|--------|----|----|---|
| | | | A | E | TC | A | | | | | E | TC | DP | |
| --- | -- | -- | -- | -- | -- | -- | Pitcher | 1.000 | 99 | 16 | 17 | 0 | 33 | 4 |

PITCHERS HITTING

| AVG | AB | 2012 | | | RBI | AVG | AB | CAREER | | |
|-----|----|------|----|-----|-----|------|----|--------|----|-----|
| | | H | HR | RBI | | | | H | HR | RBI |
| -- | -- | -- | -- | -- | -- | .179 | 28 | 5 | 0 | 2 |

2012 Season Highlights

- ◆ Spent the season with the Albuquerque Isotopes, the Triple-A affiliate of the LA Dodgers after coming into Major League camp as a non-roster player...Best month was July, going 2-0 with a 2.17 ERA in 5 starts (29.0IP, 23H, 7ER, 8BB, 30K)...Averaged 8.1 strikeouts per 9.0 innings pitched for the season.

Pro Career


- ◆ **2011** Spent a majority of the season pitching for the Doosan Bears in the Korean Baseball Organization...Appeared in 25 games going 3-6 w/a 6.09 ERA...Finished the season tied for third on the team with six saves...Started the season with Triple-A Oklahoma City (Houston) where he made three starts for the RedHawks, going 1-2 with a 7.63 ERA before being granted his release
- ◆ **2010** Last appeared in the Majors in 2010 with the New York Mets... Became the first player in Mets history to appear in 19 of the club's first 30 games...At the time of his final appearance with New York, ranked third on the club in appearances (40)...Strung together a career-long 10.2 consecutive scoreless innings from 4/17-5/29.
- ◆ **2009** Went to spring training with Houston and was claimed off waivers by the Mets on 3/13 and assigned to Binghamton... Promoted to AAA Buffalo on 5/18 and later to the Mets on 6/5...Placed on DL with right thigh injury on 7/20 after start in Atlanta the previous day...Won 3 straight starts for the Mets, 6/13-24.
- ◆ **2008** Had two stints with Houston, 5/16-25 and 9/1-28.
- ◆ **2007** Made 5 starts in AAA Round Rock before undergoing right elbow reconstruction on 4/28 and missed the rest of the season.
- ◆ **2006** Made Major League debut with the Houston Astros on 4/4 against Florida, tossing a scoreless inning in relief... Made first career start on 4/16 at Arizona and received a no-decision after allowing two runs over four innings...Threw seven innings allowing six hits and four runs while fanning seven en route to his first career win on 5/2 at Arizona... Struck out a career-high nine batters in a career-best 7.1 innings pitched on 6/9 against the Braves
- ◆ **2005** Began the season with Corpus Christi Hooks where he led the Texas League with 96 strikeouts and ranked third in ERA (2.65) in 14 first-half starts (85.0 IP) before being promoted to Houston's Triple-A Round Rock...Earned Texas League mid-season and postseason All-Star honors and was selected to participate in the 2005 Futures Game in Detroit.
- ◆ **2004** Tabbed as a 2004 mid-season Carolina League All-Star...Went 10-6 with a 2.96 ERA in 24 starts with Single-A Salem before being promoted to Double-A...At the time of his promotion, ranked third in the Carolina League with a 2.96 ERA and fifth with 117 strikeouts.
- ◆ **2003** Tied Single-A Lexington's club record by posting 14 wins.

NIEVE'S CAREER GAME HIGHS

K's (starter): 9, June 9, 2006 vs. Atlanta; **K's (reliever):** 4, June 22, 2010 vs. Detroit; **BB's (starter):** 6, 2x; **BB's (reliever):** 4, Sept 11, 2006 at St. Louis; **LONGEST START:** 7.1IP, June 9, 2006 vs. Atlanta; **LONGEST RELIEF OUTING:** 3.0IP, July 5, 2010 vs. Cincinnati; **WINNING STREAK:** 3 games, June 13-24, 2009; **LOSING STREAK:** 4 games, June 29, 2009 – April 16, 2010; **HR:** 3, May 2, 2006 at Milwaukee; **SHORTEST START:** 1.0IP, July 29, 2009 at Atlanta (injury); **CG:** n/a; **CAREER 10+ STRIKEOUT GAMES:** n/a.

Personal/Miscellaneous

Full name **FERNANDO ALEXIS NIEVE**...Wife, Leticia...Daughter, Valeria and son, Fernando...Originally signed with the Astros as a 16-year-old, non-drafted free agent out of Venezuela...Is an avid swimmer.



Edward Paredes

81

Age: 26, born September 30, 1986 in Villa Arriva, DR

Resides: Hatillo Palma, DR

Position: Pitcher

Bats: L

Throws: L

Height: 6-0

Weight: 180

ML Service: 0 + 000

Contract Status: Signed thru 2013

Acquired: January 8, 2013; Signed by Cleveland to a Minor League free agent contract.

| YEAR | CLUB | W-L | ERA | G | GS | CG | SHO | SV | IP | H | R | ER | HR | HB | BB | SO | WP | BK | OPPONENTS | | |
|--------------------------|---------------|--------------|-------------|------------|-----------|----------|----------|-----------|--------------|------------|------------|------------|-----------|-----------|------------|------------|-----------|----------|-------------|-------------|-------------|
| | | | | | | | | | | | | | | | | | | | AVG | SLG | OBP |
| 2006 | DSL Mariners | 3-3 | 2.63 | 24 | 2 | 0 | 0 | 14 | 41.0 | 21 | 18 | 12 | 1 | 4 | 19 | 45 | 12 | 0 | .147 | .217 | .263 |
| 2007 | Everett | 7-6 | 3.99 | 16 | 15 | 0 | 0 | 0 | 85.2 | 75 | 47 | 38 | 2 | 8 | 48 | 61 | 6 | 1 | .235 | .335 | .349 |
| | Tacoma | 0-0 | 0.00 | 1 | 0 | 0 | 0 | 0 | 5.0 | 0 | 0 | 0 | 0 | 1 | 1 | 5 | 0 | 0 | .000 | .000 | .118 |
| 2008 | Wisconsin | 7-11 | 4.63 | 25 | 24 | 0 | 0 | 0 | 116.2 | 121 | 76 | 60 | 10 | 11 | 52 | 91 | 4 | 1 | .265 | .400 | .353 |
| | West Tenn | 1-1 | 7.71 | 2 | 2 | 0 | 0 | 0 | 9.1 | 11 | 8 | 8 | 1 | 2 | 5 | 10 | 0 | 0 | .314 | .486 | .419 |
| 2009 | High Desert | 8-4 | 4.69 | 42 | 3 | 0 | 0 | 3 | 71.0 | 74 | 45 | 37 | 6 | 1 | 22 | 64 | 5 | 0 | .269 | .422 | .322 |
| | West Tenn | 0-0 | 12.00 | 3 | 0 | 0 | 0 | 0 | 3.0 | 3 | 4 | 4 | 1 | 0 | 7 | 2 | 0 | 0 | .250 | .583 | .526 |
| 2010 | West Tenn | 2-1 | 3.63 | 26 | 0 | 0 | 0 | 3 | 34.2 | 35 | 15 | 14 | 1 | 2 | 16 | 35 | 5 | 0 | .255 | .380 | .342 |
| | Tacoma | 0-2 | 6.64 | 19 | 0 | 0 | 0 | 0 | 20.1 | 24 | 17 | 15 | 1 | 3 | 15 | 12 | 4 | 0 | .289 | .398 | .416 |
| 2011 | Jackson | 1-3 | 5.24 | 32 | 0 | 0 | 0 | 1 | 44.2 | 50 | 28 | 26 | 5 | 3 | 24 | 41 | 5 | 1 | .286 | .446 | .381 |
| | Tacoma | 2-1 | 11.37 | 11 | 0 | 0 | 0 | 0 | 12.2 | 21 | 17 | 16 | 3 | 7 | 13 | 12 | 1 | 0 | .389 | .685 | .554 |
| 2012 | DID NOT PITCH | | | | | | | | | | | | | | | | | | | | |
| Minor Lge. Totals | | 31-32 | 4.66 | 201 | 46 | 0 | 0 | 21 | 444.0 | 435 | 275 | 230 | 31 | 42 | 222 | 378 | 42 | 3 | .255 | .388 | .354 |

CAREER TRANSACTIONS

- 2005 Signed by the Seattle Mariners as an amateur free agent, 5/12.
- 2011 Granted Free Agency, 11/2.
- 2013 Signed as a Free Agent with the Cleveland Indians, 1/8.

2012 Season Highlights


- ◆ Pitched in the Seattle Mariners organization for seven seasons from 2005-11 and also recently completed a 24-game stint for Estrellas in the Dominican where he was 3-0 w/a 1.93 ERA (14.0IP, 8H, 3ER, 8BB, 10K, .186AVG) and limited left-handed hitters to a .174 (4-23) average...Was on Seattle's 40-man roster from Nov 2009 to June 2011.

Pro Career

- ◆ **2007** Made 1 start with Tacoma, tossing 5.0 no-hit innings, 6/14 vs. Tucson...Transferred to Everett on 6/15...Led the Northwest League in wins (7) and innings pitched (85.2), while tying for the league lead in walks (48)...Named to the 2007 Northwest League All-Star Team...Named Everett's Most Valuable Pitcher by the Seattle Mariners.

Personal/Miscellaneous

Full name **EDWARD MIGUEL PAREDES**... Signed as a non-drafted free agent by Seattle on May 12, 2005...Signed by Mariners scouts Patrick Guerrero and Bob Engle.



Chris Perez

54

Age: 27, born July 1, 1985 in Bradenton, FL

Resides: Tampa, FL

Position: Pitcher

Bats: R

Throws: R

Height: 6-4

Weight: 230

ML Service: 4 + 136

Contract Status: Signed thru 2013

Acquired: June 27, 2009; Acquired from the St. Louis Cardinals with a player to be named (RHP Jess Todd) in exchange for INF/OF Mark DeRosa.

| YEAR | CLUB | W-L | ERA | G | GS | CG | SHO | SV | IP | H | R | ER | HR | HB | BB | SO | WP | BK | OPPONENTS | | |
|--------------------------|-------------|--------------|-------------|------------|----------|----------|------------|--------------|------------|------------|------------|-----------|-----------|------------|------------|-----------|----------|-------------|-------------|-------------|-----|
| | | | | | | | | | | | | | | | | | | | AVG | SLG | OBP |
| 2006 | Quad City | 2-0 | 1.84 | 25 | 0 | 0 | 12 | 29.1 | 20 | 9 | 6 | 0 | 4 | 19 | 32 | 9 | 0 | .198 | .228 | .344 | |
| 2007 | Memphis | 0-1 | 4.50 | 15 | 0 | 0 | 8 | 14.0 | 6 | 7 | 7 | 2 | 1 | 13 | 15 | 2 | 0 | .143 | .357 | .357 | |
| | Springfield | 2-0 | 2.43 | 39 | 0 | 0 | 27 | 40.2 | 17 | 11 | 11 | 3 | 8 | 28 | 62 | 2 | 0 | .126 | .222 | .310 | |
| 2008 | St. Louis | 3-3 | 3.46 | 41 | 0 | 0 | 7 | 41.2 | 34 | 18 | 16 | 5 | 1 | 22 | 42 | 2 | 0 | .227 | .427 | .324 | |
| | Memphis | 1-1 | 3.20 | 26 | 0 | 0 | 11 | 25.1 | 18 | 9 | 9 | 3 | 1 | 12 | 38 | 4 | 0 | .198 | .352 | .298 | |
| 2009 | Memphis | 1-0 | 0.00 | 3 | 0 | 0 | 2 | 4.0 | 0 | 0 | 0 | 0 | 0 | 3 | 4 | 1 | 0 | .000 | .000 | .214 | |
| | St. Louis | 1-1 | 4.18 | 29 | 0 | 0 | 1 | 23.2 | 17 | 12 | 11 | 3 | 3 | 15 | 30 | 4 | 0 | .195 | .333 | .330 | |
| | CLEVELAND | 0-1 | 4.32 | 32 | 0 | 0 | 1 | 33.1 | 24 | 16 | 16 | 5 | 3 | 12 | 38 | 4 | 0 | .205 | .376 | .293 | |
| 2010 | CLEVELAND | 2-2 | 1.71 | 63 | 0 | 0 | 23 | 63.0 | 40 | 15 | 12 | 4 | 5 | 28 | 61 | 4 | 0 | .182 | .295 | .287 | |
| 2011 | CLEVELAND | 4-7 | 3.32 | 64 | 0 | 0 | 36 | 59.2 | 46 | 24 | 22 | 5 | 3 | 26 | 39 | 1 | 0 | .215 | .341 | .307 | |
| 2012 | CLEVELAND | 0-4 | 3.59 | 61 | 0 | 0 | 39 | 57.2 | 49 | 25 | 23 | 6 | 2 | 16 | 59 | 0 | 0 | .222 | .376 | .277 | |
| Minor Lge. Totals | | 6-2 | 2.62 | 108 | 0 | 0 | 60 | 113.1 | 61 | 36 | 33 | 8 | 14 | 75 | 151 | 18 | 0 | .161 | .263 | .319 | |
| CLEVELAND TOTALS | | 6-14 | 3.07 | 220 | 0 | 0 | 99 | 213.2 | 159 | 80 | 73 | 20 | 13 | 82 | 197 | 9 | 0 | .206 | .343 | .291 | |
| American League | | 6-14 | 3.07 | 220 | 0 | 0 | 99 | 213.2 | 159 | 80 | 73 | 20 | 13 | 82 | 197 | 9 | 0 | .206 | .343 | .291 | |
| National League | | 4-4 | 3.72 | 70 | 0 | 0 | 8 | 65.1 | 51 | 30 | 27 | 8 | 4 | 37 | 72 | 6 | 0 | .215 | .392 | .326 | |
| M.L. TOTALS | | 10-18 | 3.23 | 290 | 0 | 0 | 107 | 279.0 | 210 | 110 | 100 | 28 | 17 | 119 | 269 | 15 | 0 | .208 | .355 | .299 | |

ALL-STAR GAME RECORD

| YEAR | CLUB | W-L | ERA | G | GS | CG | SHO | SV | IP | H | R | ER | HR | HB | BB | SO | WP | BK | |
|------|-----------|---------------|------|---|----|----|-----|----|-----|---|---|----|----|----|----|----|----|----|--|
| 2011 | CLEVELAND | 0-0 | 0.00 | 1 | 0 | 0 | 0 | 0 | 1.0 | 1 | 0 | 0 | 0 | 0 | 0 | 1 | 0 | 0 | |
| 2012 | CLEVELAND | DID NOT PITCH | | | | | | | | | | | | | | | | | |

CAREER TRANSACTIONS

2006 Selected by the St. Louis Cardinals as a sandwich pick (42nd overall) in the June draft.

2009 Acquired by the Cleveland Indians, along with a player to be named later (Jess Todd), from the Cardinals in exchange for Mark DeRosa, 6/27.

FIELDING BY POSITION

| PCT | G | PO | 2012 | | | | PCT | G | PO | CAREER | | | | |
|-------|----|----|------|---|----|----|---------|------|-----|--------|----|----|----|---|
| | | | A | E | TC | DP | | | | A | E | TC | DP | |
| 1.000 | 61 | 7 | 2 | 0 | 9 | 1 | Pitcher | .949 | 290 | 15 | 22 | 2 | 39 | 2 |

PITCHERS HITTING

| AVG | AB | 2012 | | | RBI | AVG | AB | CAREER | | |
|-----|----|------|----|-----|------|-----|----|--------|----|-----|
| | | H | HR | RBI | | | | H | HR | RBI |
| -- | -- | -- | -- | -- | .000 | 1 | 0 | 0 | 0 | 0 |

2012 Season Highlights

- ◆ The 2011-12 AL All-Star had another solid season on the mound as Indians closer, finishing 4th among American League pitchers with 39 saves in 43 chances (91% conversion rate, 6th-best in the AL)...Now ranks 4th in club history with 99 career saves as an Indian, trailing Jose Mesa's 104 for 3rd place... First Indians pitcher since Mesa (1995-96) to post consecutive seasons of at least 30 saves.

2012 AL SAVE LEADERS

1. Jim Johnson (BAL) 51
2. Fernando Rodney (TB) 48
3. Rafael Soriano (NYY) 42
4. CHRIS PEREZ (CLE) 39
5. Joe Nathan (TEX) 37

◆ Started (Opening Day, April 5 vs. Toronto, 3 ER, 0.2 IP) and concluded the first half (July 8 vs Tampa Bay, 3ER, 1.0IP) with blown saves and in between recorded 24 straight save conversions and posted a 1.76 ERA (6 ER/30.2 IP, .189avg, 22-115, 5BB, 28K), holding opp's scoreless in 26 of 32 outings from April 6-July 7...Converted a career-high 24 straight save chances from April 8-July 5, in that span, 2nd-longest streak in club history within a single-season (Jose Mesa 38 in 1995).

| INDIANS ALL-TIME CAREER SAVES LEADERS | |
|---------------------------------------|-----------|
| 1. Bob Wickman (2000-06) | 139 |
| 2. Doug Jones (1986-91, '98) | 129 |
| 3. Jose Mesa (1992-98) | 104 |
| 4. Chris PEREZ (2009-12) | 99 |
| 5. Mike Jackson (1997-99) | 94 |

◆ Recorded his 100th career save on August 13 at the LA Angels...Suffered two straight blown saves on August 5 at Detroit & August 7 vs. Minnesota (1.1IP, 7H, 8R/6ER) during club's 11-game losing streak that took ERA from 2.75-3.98 and contributed to the Tribe's brutal 5-24 month...From August 9 thru the end of the season he recorded an ERA of 2.65 (17.0IP, 10H, 5ER, 5BB, 13SO) and saved all 10 of his final save chances on the year... Has saved 41 of last 45 one-run (91.1%) & 85 last 93 (91.4%) overall save chances dating back to 8/12/2010...Slowed by a strained left oblique early on in spring training (spring debut 3/29).

| C. PEREZ SAVE 2012 CHANCES | |
|----------------------------|-----------------------|
| Save opps | Saves converted |
| 1-run SV: | 12 of 13 |
| 2-run SV: | 17 of 18 |
| 3-run SV: | 8 of 10 |
| 4+ run SV: | 2 of 2 |
| TOTAL: | 39 of 43 (91%) |

◆ Statistically he was much better in 2012 than the previous season, lowering his walks per 9.0IP from 3.9 to 2.5 in 2012 while his strikeouts per 9.0IP went from 5.9 in 2011 to 9.2 in 2012...SO/BB ratio went from 1.50 to 3.69 in 2012... Batters hit .195 (17-87) with runners on base and .146 (7-48) with runners in scoring position, both marks were 13th-lowest in the AL among relief pitchers...First 8 games of 2nd half: 5SV, 7.0IP, 3H, 0R, 1BB, 10K, .125AVG before two August meltdowns...Left-handed batters recorded an OPS of .538 against him for the season compared to .780 by righties.

Pro Career

◆ **2011** Had another solid season as Indians closer, finishing 4th among American League closers with 36 saves in 40 chances (90%)...His 90% save conversion percentage was 4th in the AL...Also finished 19th among AL relievers in relief average against (.215) and tied for 21st in games pitched (64)...Selected to his first career American League All-Star Team...His 36 saves were the 9th highest single-season total in club history...Saved 14 of his final 15-save chances (93%) from 8/6-on and his final 9 chances from 8/26 thru the end of the season ...Saved 16 straight from 5/1-7/15...Allowed 2ER on 4/21 @KC, his first blown save...Snapped string of 16 consecutive save chances since 8/12/10 & snapped scoreless IP streak at 26.1IP dating back to 8/12/2010 (25 games)...Allowed 1st HR of year on 6/21 vs. Colorado (Smith)... Was first HR yielded since 7/27/10 @ CIN, span of 60.1IP (62G)... Allowed a walk-off grand slam at CWS on 9/10 (0.1IP, 2H, season-high 4R/ER)...From 5/20 thru the end of the season he recorded an ERA of 3.38 (42.2IP, 34H, 16ER, 28K).

| 2011 AL SAVE PCT. LEADERS | |
|-----------------------------|---------------------|
| 1. Jose Valverde (DET) | 1.000 (49/49) |
| 2. Andrew Bailey (OAK) | .923 (24/26) |
| 3. Jonathan Papelbon (BOS) | .912 (31/34) |
| 4. CHRIS PEREZ (CLE) | .900 (36/40) |
| 5. Mariano Rivera (NYY) | .898 (44/49) |

◆ **2010** Had an outstanding season out of the bullpen for the Indians, flourishing in the closers role over the last 3 months of the season and sported one of the lowest ERA's among AL relievers...Finished the year 2-2 w/a 1.71 ERA in 63 appearances (63.0IP, 40H, 12ER, 28BB, 61SO), the 2nd lowest ERA in the AL among relievers...His .182 (40-222) average against was 5th lowest in the AL and his .133 (14-105) batting average allowed with runners on base was 2nd lowest...Finished the year with 23 saves in 27 chances (85%), which was 12th in the AL...56 of his 63 appearances were scoreless...Converted 18 of his final 19 save chances and his last 10 straight from 8/16 thru the end of the season...Also converted his last 9 consecutive 1-run save chances... Had 5 saves of at least 1.1IP for the year...Youngest Indians reliever (25) to record at least 20 saves in a season...From 5/9 thru the end of the season his ERA was 1.51 (53.2IP, 32H, 9 ER, 56SO)...From 6/18 on his ERA was 0.96 (37G, 37.2IP, 18H, 4 ER, 43SO) and from 6/28 on his ERA was 0.53 (33G, 32 scoreless games, 34.0IP, 16H, 2ER, 37SO), the lowest ERA among MLB relievers over that span...Did not allow a run over his final 18.2 innings (17 games) after 8/6, a season-high among Indians relievers...5 H, 21K, .086 AVG...Batters hit .085 (6-71) with RISP off him, the lowest mark in the AL among relievers and .077 (3-39) with RISP-2outs...Was 15th in AL among relievers w/10.4 runners all'd per 9.0IP and T20th in relief innings...Overall MLB hitters hit .182 (40-220, 4HR) off him, including a mark of .154 (19-123) by RH hitters.

| 2011 AL SAVE LEADERS | |
|-----------------------------|-----------|
| 1. Jose Valverde (DET) | 49 |
| 2. Mariano Rivera (NYY) | 44 |
| 3. Brandon League (SEA) | 37 |
| 4. CHRIS PEREZ (CLE) | 36 |
| 5. Feliz (TEX)/Walden(LAA) | 32 |

| 2010 AL RELIEF ERA LEADERS (individual, min. 60.0IP) | |
|--|-------------|
| 1. Joaquin Benoit (TB) | 1.34 |
| 2. CHRIS PEREZ (CLE) | 1.71 |
| 3. Rafael Soriano (TB) | 1.73 |
| 4. Joakim Soria (KCR) | 1.78 |
| 5. Mariano Rivera (NYY) | 1.80 |

- ◆ **2009** Acquired mid-season from the St. Louis Cardinals and was dominant at times out of the Cleveland bullpen, going almost two months at one point without allowing a run...Began the 2009 season at AAA Memphis where he was 1-0 with 2 saves and a 0.00 ERA (4.0IP, 0H, 0R, 3BB, 4K) in 3 appearances...Recalled to St. Louis on 4/15 and was with the Cards until the 6/27 trade...At the time of the trade his 13.3 inherited runners % (2-of-15) was 6th best in the NL and averaged 11.4 strikeouts per 9.0IP (was T20th in the NL at the time in relief SO w/30)...Made Tribe debut on 6/29 vs. Chicago-AL (0.2IP, 2H, 4ER, BB)...From 7/8 thru the end of the season his ERA was 2.90 (31.0IP, 18H, 10ER, 36SO, .173VG, 10.5SO/9.0IP)...Did not allow a run over 20 consecutive relief appearances from 7/8-9/5 (20.2IP, 9H, 0R, 5BB, 25K, .134AVG)...The 20 straight outings and 20.2 consecutive scoreless IP were career-bests and Indians season bests...Longest scoreless stretch by a Tribe reliever since Paul Assenmacher (23.0IP) in 1997...Earned first AL save on 8/29 in Baltimore...Underwent left ankle surgery on 10/7 at the Cleveland Clinic to remove a loose bone from the back of his ankle and a cyst on the lateral side of the same joint...The 40-minute procedure was performed by Dr. Jim Sferra and Indians Head Team Physician Dr. Mark Schickendantz.
- ◆ **2008** Rightly reliever began the season at AAA Memphis, but spent the majority of the season with St. Louis following a 5/16 purchase....Was the 1st player for STL, 7th in the Majors, from the June 2006 draft to make it to the Majors... Was not called into the game as the closer until his 2nd time up with St. Louis, beginning 8/6 and promptly picked up seven saves on the season...Originally purchased from Memphis on 5/16 and made his Major League debut that night vs. TB (1.0IP, 0R)...Held opponents scoreless through his first seven outings (6.1 IP) to begin career...Credited with his 1st Major League win on 5/18 vs. TB...Was optioned 7/18 and recalled on 8/6...Had 7 saves after recall on 8/6 (14 outings), fanning 20 batters in 17.2 IP//Three of his 7 saves were 4+ out saves...Named 3rd-best prospect in Cards' organization and the 12th-best prospect in PCL by **Baseball America** following the season.
- ◆ **2007** The closer failed to convert his first save opportunity of the season at Springfield (AA) but was successful in each of his next 27 before a late season promotion to Triple-A Memphis...Was named a midseason and postseason Texas League All-Star...His 27 saves were 2nd-most in the Texas League and he finished 37 games, 4th-most in the league... Combined to convert 35-of-37 save opportunities between Springfield and Memphis...Averaged 13.72 strikeouts per nine innings, best among Texas League relievers...Limited opponents to a .126 batting average, also best among league relievers...Left-handed batters were 5-for-50 (.100) off him at Springfield with zero home runs...Was promoted to Triple-A Memphis on 7/31...Was on gold-medal winning IBAF World Cup team in Taiwan...Rated the Cardinals 2nd-best prospect by **Baseball America**.
- ◆ **2006** His 12 saves ranked 4th in the Cardinals minor league system and were tops among players from the '06 draft class...Limited right-handed batters to a .159 batting average...Rated the 3rd-best Cardinals prospect by **Baseball America**...Was a compensation draft pick for the loss of free agent pitcher Matt Morris to San Francisco.

C. PEREZ'S FAVORITES

- Favorite Movie:** Back to the Future
- Favorite Group/Artist:** Led Zeppelin
- Favorite Athlete Growing Up:** Frank Thomas
- Favorite Team Growing Up:** Chicago White Sox
- Person Who Has Most Influenced You:**
My father (Tim)
- Favorite Road City:** Chicago
- Favorite Road Stadium:** Safeco Field
- Favorite TV Show:** Criminal Minds
- Favorite Thing to do Away From Baseball:**
Fish, golf and play video games

Personal/Miscellaneous

Full name **CHRISTOPHER ALPH PEREZ**...Graduated from Pendleton (FL) High School in 2003...Attended the University of Miami (FL) from 2004 to 2006...Spent the summer of 2005 playing for the U.S. National team...At the University of Miami, was a Second Team All-Atlantic Coast Conference and a semi-finalist for the **NCBWA** Stopper of the Year Award... Majored in criminology at Miami... Participated in the Cardinals Caravan and Winter Warm-Up IN 2008-09 offseason... Resides in Tampa, FL, with his wife, Melanie and son, Maxwell... Selected in the supplemental 1st round of the June 2006 free-agent draft (42nd overall)...Chris participated in the 2009 Cleveland Indians Charities Celebrity Golf Classic...Involved in the Tribe Reporter for a Day program and is active in the High Achievers program.

C. PEREZ'S CAREER GAME HIGHS

BB's: 3, five times, last August 30, 2010 vs. Chicago-AL; **K's:** 4, August 26, 2010 vs. Oakland; **LONGEST OUTING:** 2.0IP, eight times, last May 29, 2010 at New York-AL; **WINNING STREAK:** 2 games, 3 times, last April 29-May 10, 2011; **LOSING STREAK:** 5 games, June 8-August 22, 2011; **SAVE STREAK:** 24, April 8-July 5, 2012; **HR:** 2, two times, last May 31, 2010 at New York-AL; **LAST WIN:** Sept 23, 2011 vs. MIN; **SCORELESS APPEARANCES:** 25, August 8, 2010 – April 20, 2011; **SCORELESS INNINGS:** 26.1IP, August 8, 2010 – April 20, 2011.



Roberto Perez

77

Age: 24, born December 23, 1988 in Mayaguez, PR

Resides: Mayaguez, PR

Position: Catcher

Bats: R

Throws: R

Height: 5-11

Weight: 225

ML Service: 0 + 000

Contract Status: Signed thru 2013

Acquired: Selected by Cleveland in the 33rd round (1,011th overall) of the 2008 First-Year Player Draft.

| YEAR | CLUB | AVG | G | AB | R | H | 2B | 3B | HR | RBI | SH | SF | HB | BB | SO | SB | CS | SLG | OBP | OPS | E |
|--------------------------|-----------------|-------------|------------|-------------|------------|------------|-----------|----------|-----------|------------|-----------|----------|-----------|------------|------------|----------|----------|-------------|-------------|-------------|-----------|
| 2009 | Mahoning Valley | .214 | 4 | 14 | 3 | 3 | 1 | 0 | 0 | 1 | 0 | 0 | 0 | 1 | 4 | 0 | 0 | .286 | .267 | .552 | 0 |
| | AZL Indians | .351 | 34 | 131 | 24 | 46 | 12 | 0 | 3 | 31 | 1 | 1 | 5 | 16 | 28 | 4 | 1 | .511 | .438 | .949 | 5 |
| | Lake County | .240 | 17 | 50 | 10 | 12 | 1 | 0 | 0 | 5 | 0 | 1 | 4 | 8 | 19 | 0 | 1 | .260 | .381 | .641 | 1 |
| 2010 | Lake County | .217 | 118 | 378 | 54 | 82 | 22 | 3 | 6 | 38 | 2 | 1 | 5 | 80 | 88 | 1 | 2 | .339 | .360 | .699 | 3 |
| 2011 | Kinston | .225 | 94 | 284 | 30 | 64 | 16 | 1 | 2 | 30 | 3 | 1 | 1 | 62 | 79 | 1 | 0 | .310 | .365 | .675 | 8 |
| 2012 | Akron | .212 | 95 | 283 | 31 | 60 | 16 | 2 | 1 | 31 | 7 | 4 | 6 | 49 | 67 | 0 | 1 | .293 | .336 | .630 | 8 |
| Minor Lge. Totals | | .234 | 352 | 1140 | 152 | 267 | 68 | 6 | 12 | 136 | 13 | 8 | 21 | 216 | 285 | 6 | 5 | .336 | .364 | .700 | 25 |

CAREER TRANSACTIONS

- 2006 Selected by the Los Angeles Dodgers in the 29th round of the June draft, did not sign.
- 2008 Selected by the Cleveland Indians in the 33rd round of the June draft.

2012 Season Highlights

◆ Spent the entire season at Class-AA Akron of the Eastern League, appearing in 95 games...Hit .242 (15-62) off LHP with 7 2B, 1HR & 6RBI (.737OPS)...Did not hit above .228 in any month of the season...Threw out 41% (35 of 86) of the baserunners attempting to steal off him...Hit .229 (30-131) with runners on base and .241 (20-83) with RISP...Drove in 4 runs on June 6 vs. New Britain...Hit .269 (7-26) with 1 2B & 2RBI in all 9 playoff games for the Eastern League champion Aeros...Played for Mayaguez after the season in the PR Winter League, hitting .286 (17-59) with 8RS, 2 2B, 4RBI and 11 walks in 19 games (.400OB).

Pro Career

- ◆ **2011** Spent the entire season at Class-A Kinston of the Carolina League where he recorded an on-base % of .365 (owns minor league career on-base % of .373)...Had a pair of 4-walk games in 2011 for Kinston...Was 6th in the Carolina League in walks (62) despite playing just 94 games and his .365 on-base % would have been 2nd in the league with enough plate appearances...Hit .244 off RHP and .192 off LHP...Hit .309 (21-68) in June...Average in the 2nd half was .195 (26-133)...Threw out 36.4% (44 of 121) of the runners attempting to steal off him...Played for Mayaguez in PR and in the Arizona Fall League after the season...In the AFL hit .226 (12-53) w/a 2B, 4HR, 11RBI, 13BB, .382OB, .854OPS
- ◆ **2010** Spent season at A Lake County...Was 7th in the league in walks (80)...Had OB pct of .360...Named to the Midwest League all-star team...Hit .228 off RHP and .171 off LHP...Threw out 40% (50-125) of runners attempting to steal.
- ◆ **2009** Ranked 2nd in the rookie Arizona League in on-base pct. (.438), 4th in avg (.351) and 4th in OPS (.949).

Personal/Miscellaneous

Full name **ROBERTO PEREZ**...Single...Attended Lake City Community College in Lake City, FL (now called Florida Gateway College)...Hit .382 in 2008 with 18 2B and 53RBI...Was originally drafted by the Los Angeles Dodgers in the 29th round of the 2006 Draft.



Vinnie Pestano

52

Age: 28, born February 20, 1985 in Newport Beach, CA

Resides: Goodyear, AZ

Position: Pitcher

Bats: R

Throws: R

Height: 6-0

Weight: 200

ML Service: 2 + 011

Contract Status (options remaining): Signed thru 2013 (3)

Acquired: Selected by Cleveland in the 20th round (611th overall) of the 2006 First-Year Player Draft.

| YEAR | CLUB | W-L | ERA | G | GS | CG | SHO | SV | IP | H | R | ER | HR | HB | BB | SO | WP | BK | OPPONENTS | | |
|--------------------------|-----------------|-------------|-------------|------------|----------|----------|----------|-----------|--------------|------------|-----------|-----------|-----------|----------|-----------|------------|----------|----------|-------------|-------------|-------------|
| | | | | | | | | | | | | | | | | | | | AVG | SLG | OBP |
| 2007 | Mahoning Valley | 1-1 | 3.57 | 21 | 0 | 0 | 0 | 6 | 22.2 | 17 | 9 | 9 | 5 | 2 | 7 | 27 | 1 | 0 | .198 | .419 | .274 |
| 2008 | Lake County | 1-1 | 1.55 | 29 | 0 | 0 | 0 | 15 | 29.0 | 25 | 10 | 5 | 1 | 2 | 13 | 23 | 2 | 1 | .231 | .333 | .325 |
| | Kinston | 1-2 | 4.00 | 25 | 0 | 0 | 0 | 9 | 27.0 | 23 | 13 | 12 | 1 | 2 | 11 | 27 | 2 | 0 | .219 | .295 | .305 |
| 2009 | Akron | 2-3 | 2.86 | 34 | 0 | 0 | 0 | 24 | 34.2 | 30 | 11 | 11 | 2 | 2 | 13 | 31 | 0 | 0 | .234 | .336 | .315 |
| 2010 | Akron | 1-1 | 2.70 | 14 | 0 | 0 | 0 | 3 | 13.1 | 12 | 6 | 4 | 1 | 0 | 2 | 18 | 1 | 0 | .235 | .373 | .259 |
| | Columbus | 1-2 | 1.55 | 43 | 0 | 0 | 0 | 14 | 46.1 | 35 | 10 | 8 | 1 | 1 | 14 | 59 | 1 | 0 | .202 | .237 | .266 |
| | CLEVELAND | 0-0 | 3.60 | 5 | 0 | 0 | 0 | 1 | 5.0 | 4 | 2 | 2 | 0 | 0 | 5 | 8 | 0 | 0 | .222 | .222 | .391 |
| 2011 | CLEVELAND | 1-2 | 2.32 | 67 | 0 | 0 | 0 | 2 | 62.0 | 41 | 16 | 16 | 5 | 3 | 24 | 84 | 0 | 0 | .184 | .305 | .272 |
| 2012 | CLEVELAND | 3-3 | 2.57 | 70 | 0 | 0 | 0 | 2 | 70.0 | 53 | 20 | 20 | 7 | 4 | 24 | 76 | 1 | 0 | .207 | .348 | .283 |
| Minor Lge. Totals | | 7-10 | 2.55 | 166 | 0 | 0 | 0 | 71 | 173.0 | 142 | 59 | 49 | 11 | 9 | 60 | 185 | 7 | 1 | .218 | .316 | .293 |
| CLEVELAND TOTALS | | 4-5 | 2.50 | 142 | 0 | 0 | 0 | 5 | 137.0 | 98 | 38 | 38 | 12 | 7 | 53 | 168 | 1 | 0 | .197 | .324 | .283 |
| American League | | 4-5 | 2.50 | 142 | 0 | 0 | 0 | 5 | 137.0 | 98 | 38 | 38 | 12 | 7 | 53 | 168 | 1 | 0 | .197 | .324 | .283 |
| National League | | -- | -- | -- | -- | -- | -- | -- | -- | -- | -- | -- | -- | -- | -- | -- | -- | -- | -- | -- | -- |
| M.L. TOTALS | | 4-5 | 2.50 | 142 | 0 | 0 | 0 | 5 | 137.0 | 98 | 38 | 38 | 12 | 7 | 53 | 168 | 1 | 0 | .197 | .324 | .283 |

CAREER TRANSACTIONS

2006 Selected by the Cleveland Indians in the 20th round of the June draft.

FIELDING BY POSITION

| PCT | G | PO | 2012 | | | | | DP | PCT | G | PO | CAREER | | | | |
|-------|----|----|------|---|----|---|---------|-------|-----|---|----|--------|----|---|----|----|
| | | | A | E | TC | A | E | | | | | TC | A | E | TC | DP |
| 1.000 | 70 | 3 | 7 | 0 | 10 | 1 | Pitcher | 1.000 | 142 | 5 | 11 | 0 | 16 | 1 | | |

PITCHERS HITTING

| AVG | AB | 2012 | | | RBI | AVG | AB | CAREER | | |
|-----|----|------|----|-----|-----|-----|----|--------|----|-----|
| | | H | HR | RBI | | | | H | HR | RBI |
| -- | -- | -- | -- | -- | -- | -- | -- | -- | -- | -- |

2012 Season Highlights

- ◆ Had another outstanding season in a set-up role, notching a club-record for holds in a single-season (36), which ranked 2nd in the American League to Joel Peralta of TB leading the Major Leagues in holds (37) on his way to setting a single-season franchise record for holds....Previous record was 31 by Rafael Betancourt in 2007...Finished 15th among American League relievers in relief batting average against (.207)...Was also tied for 15th in relief appearances (career-high 70) and T14th in relief strikeouts (76), which ranked 4th on the club in 2012... Also led the team in relief innings (14th in the AL with 70.0IP)...Named Man of the Year by the Cleveland **BBWAA** Chapter following the season.

MOST HOLDS, CLUB HISTORY SINGLE-SEASON (Stats, LLC)

| | |
|-----------------------------|----|
| 1. Vinnie Pestano (2012) | 36 |
| 2. Rafael Betancourt (2007) | 31 |
| 3. Bobby Howry (2005) | 29 |
| 4. Paul Shuey (2000) | 28 |
| 5. Paul Assenmacher (1998) | 25 |
| Rafael Perez (2008) | 25 |

- ◆ Did not allow a run over a career-high 19 straight appearances from June 30-August 9, covering 21.0 innings of consecutive shutout relief (10H, 22K)...Both totals (19 games, 21.0IP) were season-highs among Indians pitchers in 2012 and career-bests for Vinnie...Streak was snapped on a 2-run HR from Albert Pujols on August 13 at LA Angels... From June 1 thru the end of the season he posted an ERA of 2.61 (46 games, 48.1IP, 38H, 14ER, 47SO, .213AVG) and from May 18 thru the end of the season posted an ERA of 2.44 (53 games, 55.1IP, 42H, 15ER, .207AVG) that lowered his ERA from 3.07 to 2.57.

◆ ERA from August 13th-on after the Pujols homer was 6.16 (19.0IP, 24H, 13ER), allowing runs in 7 of the 19 outings...Took a 2.34 ERA into his career-high 70th and final outing on the season's last day, October 3 vs. CWS (0.2IP, 3H, 2R/ER)...Allowed 2HR in an outing for the first time in his career to consecutive hitters, entered that game with a 3.46 ERA in 13 Sept/Oct outings...Notched first save of 2012 on Sept 1 vs TEX...Was 2 for 2 in 9th inning save chances (other save 9/3 at DET with C Perez on Paternity List)...Suffered 3 blown saves in the 7th/8th inning of games and was 2-for-5 overall on the year.

◆ Indians were 50-20 (.714) when he appeared in a game and 57 of his 70 appearances were scoreless...Stranded 18 of 21 inherited runners (86%), the best mark on the team...Batters hit .222 (26-117) with runners on base against Vinnie and batters hit .194 (13-67) with RISP...Notched at least one strikeout in 21 straight games, 4/5-5/23, the longest mark by an Indians reliever to start year since 1918 (had 23 straight from 9/25/11-5/23/12) and recorded strikeouts in 55 outings on the year...Right-handed hitters had 5 extra base hits in 119 at bats and had a season OPS of .487...Batters were 1 for 11 off him with the bases load

**2012 AMERICAN LEAGUE
RELIEF HOLD LEADERS**

| | |
|--------------------------------|-----------|
| 1. Joel Peralta (TB) | 37 |
| 2. Vinnie Pestano (CLE) | 36 |
| 3. Joaquin Benoit (DET) | 30 |
| David Robertson (NYY) | 30 |
| 5. Mike Adams (TEX) | 27 |
| 6. Matt Thornton (CWS) | 26 |

Pro Career

◆ **2011** Made the club out of spring training and was one of the more valuable set up men in the American League, finishing 5th among AL relievers in strikeouts (84), 6th in average against (.184), tied for 11th in appearances (67), 10th in relief ERA (2.32) and tied for 8th in holds (23)...His .194 (19-98) average with men on base was 12th among AL relievers...Was 2nd among AL rookies in games pitched (Collins KC 68G) and 6th in rookie AL strikeouts (84), the most by a AL rookie reliever...55 of his 67 appearances were scoreless...Earned first Major League win on 5/20 vs. Cincinnati...From 7/10-on recorded an ERA of 1.52 (29.2 IP, 19H, 5 ER) in his final 31 outings (27 scoreless)...Over his last 25 games from 7/27-on his ERA was 1.13 (24.0 IP, 15H, 3 ER, 31K)...ERA after 8/4 was 0.83 (22G, 21.2 IP, 12H, 2ER, 26K, .158AVG)...ERA in April was 0.82 (12G, 11.0IP, 5H, 1R/ER, 13K)...Right-handed hitters had just 4 extra base hits off him (2 3B, 2HR) and an OPS of .416 (.221OB/.195SLG)...Batters hit .176 (9-51) off him with RISP (0HR) and .138 (4-29) with RISP-2outs.

◆ **2010** Spent most of the season between AA Akron and AAA Columbus before making an impressive Major League debut over the last two weeks of the regular season...Began the season at AA Akron where he went 1-1 w/3 saves and a 2.70 ERA in 14 relief outings (13.1IP, 12H, 4ER, 18K, .235AVG) and was promoted to AAA Columbus on 5/14....He was 1-2 with a 1.55ERA and 14 saves in 43 regular season games with the Clippers (46.1IP, 35H, 8ER, 14BB, 59K)...Allowed one run in 5.0 innings/5 games during the playoffs (1SV, 2H, BB, 9K) and finished the Triple-A Championship game in Columbus' 12-6 win (1.0IP, 0H, K)...Contract was purchased from AAA Columbus on 9/23...Made his Major League debut that night vs. Kansas City (1.0IP, BB, SO) and collected his first Major League save on 9/26 vs. KC (1.0IP, 1BB, K) when Chris Perez was away on paternity leave.

◆ **2009** Was an Eastern League Mid-Season All-Star at AA Akron before season ended early in mid-July due to a right elbow strain...26 of 34 outings were scoreless and he was 24 of 27 in save ops...Ranked 2nd in the EL/Indians organization in saves and 6th in GF...Saved last 12 in a row...Batters hit .234 off him for the year and RHH hit .219.

◆ **2008** Split the season between the Lake County Captains of the Class A South Atlantic League and the Kinston Indians of the Class A Carolina League...Finished second (Randy Newsom, Akron, 30) among Indians Minor Leaguers with 24 combined saves...Began the season with the Captains, going 1-1 with 15 saves in 29 relief appearances...Allowed exactly 1 earned run in only five appearances and never more than one...Moved up to Kinston in late June, where he was 1-2 with nine saves in 25 relief outings...Allowed only two home runs all season...SAL All-Star.

**2011 AMERICAN LEAGUE
RELIEF STRIKEOUT LEADERS**

| | |
|--------------------------------|-----------|
| 1. David Robertson (NYY) | 100 |
| 2. Sergio Santos (CWS) | 92 |
| 3. Jonathan Papelbon (BOS) | 87 |
| 4. Koji Uehara (BAL/TEX) | 85 |
| 5. Vinnie Pestano (CLE) | 84 |
| 6. Chris Sale (CWS) | 79 |

PESTANO'S CAREER GAME HIGHS

BB's: 3, 2x, June 10, 2012 at St Louis ; **K's:** 3, 11x, August 5, 2012 at Detroit; **LONGEST OUTING:** 2.0IP, 3x, August 5, 2012 at Detroit; **WINNING STREAK:** 3, April 27-June 10, 2012; **LOSING STREAK:** 3, August 22-Sept 24, 2012; **SAVE STREAK:** 2, 2x; **HR:** 2, Oct. 3, 2012 vs CWS; **LAST WIN:** June 10, 2012 at STL; **LAST SAVE:** Sept 3, 2012 at DET; **CONSECUTIVE SCORELESS APPS:** 19, June 30-Aug 9, 2012; **CONSECUTIVE SCORELESS IP:** 21.0IP, June 30-Aug 9, 2012

Personal/Miscellaneous

Full name **VINCENT WILLIAM PESTANO**...Single...Attended Canyon High School in Anaheim, CA (4-year letterman) and then pitched three seasons at Cal State Fullerton from 2004-06...Underwent reconstructive right elbow surgery after getting injured during May of 2006 during his junior season...At the time of his injury he was 2-1 w/a 0.97 ERA in 29 games (37.0IP, 34H, 4ER, 43K)...Saved 13 games during his sophomore season of 2005...Regular visitor to area schools in 2011-12 and participated in the Shop with a Pro Event and Tribe Reporter for a Day...Club's 2012 Branch Rickey Award nominee...Involved with Boys and Girls Clubs, the PLAY Clinic and Foodback of Goodyear, AZ...2013 TribeFest participant.

PESTANO'S FAVORITES

- Favorite Movie:** Dumb and Dumber
- Favorite Group/Artist:** Three Days Grace
- Favorite Athlete Growing Up:** Nolan Ryan
- Favorite Team Growing Up:** Oakland Raiders
- Person Who Has Most Influenced You:** My parents (Bill and Anne)
- Favorite Thing to do Away From Baseball:** Hang with friends
- Favorite TV Show:** Modern Family



Cord Phelps

46

Age: 26, born January 23, 1987 in Stanford, CA
Resides: Santa Barbara, CA **Position:** Infielder
Bats: S **Throws:** R **Height:** 6-1 **Weight:** 210
ML Service: 0 + 095
Contract Status (Options Remaining): Signed thru 2013 (1)

Acquired: Selected by Cleveland in the 3rd round (107th overall) of the 2008 First-Year Player Draft.

| YEAR | CLUB | AVG | G | AB | R | H | 2B | 3B | HR | RBI | SH | SF | HB | BB | SO | SB | CS | SLG | OBP | OPS | E |
|--------------------------|-----------------|-------------|------------|-------------|------------|------------|------------|-----------|-----------|------------|-----------|-----------|-----------|------------|------------|-----------|-----------|-------------|-------------|-------------|-----------|
| 2008 | GCL Indians | .000 | 1 | 3 | 0 | 0 | 0 | 0 | 0 | 1 | 0 | 1 | 0 | 0 | 2 | 0 | 0 | .000 | .000 | .000 | 0 |
| | Mahoning Valley | .312 | 35 | 141 | 24 | 44 | 10 | 2 | 2 | 21 | 0 | 1 | 0 | 15 | 22 | 4 | 3 | .454 | .376 | .830 | 5 |
| 2009 | Kinston | .261 | 130 | 479 | 72 | 125 | 27 | 5 | 4 | 53 | 2 | 2 | 6 | 93 | 97 | 17 | 14 | .363 | .386 | .749 | 4 |
| 2010 | Akron | .296 | 53 | 199 | 25 | 59 | 8 | 3 | 2 | 23 | 1 | 2 | 1 | 15 | 29 | 1 | 4 | .397 | .346 | .743 | 10 |
| | Columbus | .317 | 66 | 243 | 41 | 77 | 20 | 4 | 6 | 31 | 1 | 1 | 4 | 24 | 39 | 3 | 2 | .506 | .386 | .892 | 6 |
| 2011 | Columbus | .294 | 97 | 378 | 51 | 111 | 25 | 4 | 14 | 63 | 0 | 4 | 1 | 51 | 89 | 3 | 6 | .492 | .376 | .868 | 13 |
| | CLEVELAND | .155 | 35 | 71 | 10 | 11 | 2 | 1 | 1 | 6 | 1 | 0 | 0 | 8 | 17 | 1 | 0 | .254 | .241 | .494 | 5 |
| 2012 | Columbus | .276 | 135 | 503 | 82 | 139 | 34 | 3 | 16 | 62 | 1 | 3 | 4 | 71 | 94 | 9 | 4 | .451 | .368 | .820 | 5 |
| | CLEVELAND | .212 | 14 | 33 | 2 | 7 | 0 | 0 | 1 | 5 | 0 | 0 | 0 | 1 | 10 | 0 | 0 | .303 | .235 | .538 | 0 |
| Minor Lge. Totals | | .285 | 517 | 1946 | 295 | 555 | 124 | 21 | 44 | 254 | 5 | 14 | 16 | 269 | 372 | 37 | 33 | .438 | .374 | .812 | 43 |
| CLEVELAND TOTALS | | .173 | 49 | 104 | 12 | 18 | 2 | 1 | 2 | 11 | 1 | 0 | 0 | 9 | 27 | 1 | 0 | .269 | .239 | .508 | 5 |
| American League | | .173 | 49 | 104 | 12 | 18 | 2 | 1 | 2 | 11 | 1 | 0 | 0 | 9 | 27 | 1 | 0 | .269 | .239 | .508 | 5 |
| National League | | -- | -- | -- | -- | -- | -- | -- | -- | -- | -- | -- | -- | -- | -- | -- | -- | -- | -- | -- | -- |
| M.L. TOTALS | | .173 | 49 | 104 | 12 | 18 | 2 | 1 | 2 | 11 | 1 | 0 | 0 | 9 | 27 | 1 | 0 | .269 | .239 | .508 | 5 |

CAREER TRANSACTIONS

2008 Selected by the Cleveland Indians in the 3rd round of the June draft.

FIELDING BY POSITION

| PCT | 2012 | | | | | | PCT | CAREER | | | | | | |
|--------------|----------|----------|-----------|----------|-----------|----------|---------------|-------------|-----------|-----------|-----------|----------|-----------|-----------|
| | G | PO | A | E | TC | DP | | G | PO | A | E | TC | DP | |
| 1.000 | 5 | 4 | 12 | 0 | 16 | 2 | Second Base | .945 | 25 | 32 | 54 | 5 | 91 | 12 |
| 1.000 | 1 | 2 | 6 | 0 | 8 | 3 | Shortstop | 1.000 | 1 | 2 | 6 | 0 | 8 | 3 |
| -- | 1 | - | - | - | - | - | Third Base | -- | 1 | - | - | - | - | - |
| 1.000 | 7 | 6 | 18 | 0 | 24 | 5 | Totals | .949 | 27 | 34 | 60 | 5 | 99 | 15 |

2012 Season Highlights

◆ Hit .276 (139-503) with 82 runs, 34 doubles, 16 home runs and 62 RBI in 135 games for the Columbus Clippers in 2012 (.368OB/.451SLG/.820OPS) and was named the 2B on the International League postseason all-star team...Finished the season 2nd in the Int'l League in runs, T3rd in doubles, 4th in hits, 5th in walks (71), 6th in total bases (227) and 8th in on-base pct....Made all his defensive appearances at second base, hit .290 off LHP & in the second half hit .312 (.58-186) w/12 2B, 7HR & 26 RBI in 50G (.905OPS), 9th in the IL in 2nd half avg...Had five 4-hit games for the Clip Show, including back-to-back efforts on August 15-16 where he drove in a combined 9 runs over the two games (3 2B, 2HR).

- ◆ Recalled to Cleveland on Sept. 4 when Minor League season ended...With Cleveland made 4 starts at second base, 1 start at shortstop on the season's final day and 2 starts at DH...Got jiggly with it, hitting his 2nd career home run on September 22 at Kansas City off Will Smith...Collected a career-high 3 hits in a start in the 2-hole in the order on September 28 vs. Kansas City and was 5-for-7 in that spot in the order (3 games)...Appeared in 5 games at second base, 1 game each at short and third....Was 6-for-13 with runners on base for the Tribe (1HR, 5RBI) and was 3-for-6 with RISP...Was 1-for-20 with the bases empty...Was 7-for-last 23 (.304) over his last 9 games with the Tribe.

Pro Career

- ◆ **2011** Spent most of the season at AAA Columbus and ranked among International League leaders in several offensive categories despite spending over two months in the Major Leagues for the first time in his four-year professional career...Hit .294 (111-378) with 51RS, 25 doubles, 4 triples, 14HR and 63RBI in 97 games at Triple-A, hitting .301 (72-239) with 12HR and 47RBI against RHP (.929OPS)...At the time of his 8/24 recall he ranked 7th in the International League in OPS (.868), 8th in on-base % (.376), 12th in slugging % (.492), 17th in average (.301) and tied for 18th in RBI (63) despite spending a month in the big leagues from 6/8-7/7...During the month of August he batted .300 (27-90) w/5HR and 15RBI in 21 games and reached base safely in his last 26 straight games via hit or walk at Triple A from 7/26-8/23...Appeared in 44 games at second base, 40 games at shortstop and 1 game at third base...Was with Cleveland from 6/8-7/7 batting .196 (9-46) with 6 runs scored, a double, triple, HR and 5RBI in 19 games...Made his Major League debut on 6/8 vs. Minnesota (0-4)...Collected his first hit/RBI on 6/10 at New York-AL off Ivan Nova...On 6/19 vs. Pittsburgh hit a three-run, walk-off home run in the 11th inning off Tim Wood for his first Major League home run... Phelps became the first Indians batter to end a game with his first career homer since Ben Francisco on June 29, 2007...Optioned from 7/7-8/23...Recalled on 8/24 and appeared in 16 games the remainder of the season (2 for 25) and suffered thru an 0 for 27 stretch from 6/27-9/22...Was 2 for last 33 at the big league level...Overall made 17 starts at second base (20G) and 1 start at DH.Pro Career
- ◆ **2010** Began the season at Double-A Akron where he hit .382 (26-68) in April with 2HR & 11 RBI before being promoted on 6/9 and made his Clippers debut the next day...From 6/20-7/25, he hit safely in 25 of 27 games while hitting .396 (40-101) w/24RS...Cord finished the year with the 4th highest average in the Indians farm system at a combined .308 (136-442) between Akron and Columbus...Hit at least .300 in June (.333), July (.337) and August (.300)...Hit .324 (12-37) in the International League playoffs with 3 2B, 1HR & 5RBI in 9 games for the IL and Triple-A Champion Clippers...Went on to play third base in the Arizona Fall League for Peoria where he hit .367 (29-79) with 4 2B, 3HR & 10 RBI in 19 games, the 5th highest batting average in the AZFL...Prior to that played on Team USA in the Pan American Games qualifying tournament.
- ◆ **2009** Spent the year at A Kinston where he was a mid-season and post-season all-star...Led the Carolina League in walks (93), was 2nd in on-base % (.386) and T9th in hits (125) and runs (72)...Hit in 11 straight games from 4/15-26.

Personal/Miscellaneous

Full name **ROBERT CORD PHELPS**...Single...Graduated in 2005 from Santa Barbara (Calif.) High School...Chosen the 2005 Santa Barbara County Athletic Roundtable Athlete of the Year...Earned 2005 first-team All-CIF Section and All-Channel League honors...Graduated summa cum laude with a 4.83 GPA and was the class salutatorian...Earned National AP Scholar and National Merit Scholar honors...Played three years at Stanford University where he majored in human biology... Finished his three-year Stanford career with a .307 batting average (165-537) with 115 runs scored, 31 doubles, seven triples, 13 home runs, 91 RBI and seven stolen bases in 156 games (139 starts)... Entered junior year with no home runs and 33 career RBI, but hammered 13 homers and drove in 58 runs for Stanford's College World Series club while hitting .351 (91-259) in 63 games (62 starts)...Earned Stanford's Most Improved Player award...Was an All-Pac-10 selection... Led the team with six runs scored, and tied for the club high with five RBI at the College World Series in 2008, going 7-for-18 (.389) with two doubles and two triples...Made the 2006 New York Collegiate Baseball League All-Star team while playing for the Amsterdam Mohawks.

PHELPS' FAVORITES

Favorite Movie: Good Will Hunting
Favorite Athlete Growing Up: Andre Agassi
Favorite Team Growing Up: SF Giants
Person Who Has Most Influenced You: My parents (Cord and Lea)
Favorite TV Show: That 70's Show

PHELPS' CAREER GAME HIGHS

HITS: 3, Sept 28, 2012 vs. KC; **RUNS:** 2, June 19, 2011 vs. Pittsburgh; **DOUBLES:** 1, 2x, September 27, 2011 at Detroit; **HR:** 1, 2x, last Sept 22, 2012 at KC; **RBI:** 3, June 19, 2011 vs. Pittsburgh; **SB:** 1, June 22, 2011 vs. Colorado; **BB:** 3, July 5, 2011 vs. NYY; **HITTING STREAK:** 4 games, June 19-22, 2011; **GRAND SLAMS:** n/a; **LEAD-OFF HR:** n/a; **"WALK-OFF" HR:** 1, June 19, 2011 vs PIT; **PINCH-HIT HR:** n/a.



Ryan Raburn

9

Age: 31, born April 17, 1981 in Tampa, FL

Resides: Balm, FL

Position: Infielder/Outfielder

Bats: R

Throws: R

Height: 6-0

Weight: 185

ML Service: 5 + 109

Contract Status: Signed thru 2013

Acquired: January 21, 2013; Signed by Cleveland to a Minor League Free Agent contract.

| YEAR CLUB | AVG | G | AB | R | H | 2B | 3B | HR | RBI | SF | SH | HB | BB | SO | SB | CS | OBP | SLG | OPS | E |
|--------------------------|-------------|------------|-------------|------------|------------|------------|-----------|------------|------------|-----------|-----------|-----------|------------|------------|-----------|-----------|-------------|-------------|-------------|------------|
| 2001 GCL Tigers | .155 | 19 | 58 | 4 | 9 | 2 | 0 | 1 | 5 | 0 | 0 | 3 | 9 | 19 | 2 | 1 | .300 | .241 | .541 | 1 |
| Oneonta | .363 | 44 | 171 | 25 | 62 | 17 | 8 | 8 | 42 | 1 | 0 | 0 | 17 | 42 | 1 | 3 | .418 | .696 | 1.114 | 23 |
| 2002 GCL Tigers | .300 | 8 | 30 | 4 | 9 | 3 | 1 | 1 | 5 | 0 | 0 | 0 | 3 | 7 | 0 | 0 | .364 | .567 | .931 | 3 |
| West Michigan | .220 | 40 | 150 | 27 | 33 | 10 | 1 | 6 | 28 | 3 | 0 | 4 | 16 | 46 | 0 | 2 | .306 | .420 | .726 | 12 |
| 2003 West Michigan | .351 | 16 | 57 | 14 | 20 | 7 | 0 | 3 | 12 | 0 | 0 | 2 | 6 | 14 | 1 | 1 | .431 | .632 | 1.063 | 2 |
| Lakeland | .222 | 95 | 325 | 52 | 72 | 14 | 3 | 12 | 56 | 2 | 0 | 10 | 45 | 89 | 2 | 1 | .332 | .394 | .726 | 21 |
| 2004 Lakeland | .273 | 3 | 11 | 1 | 3 | 1 | 0 | 1 | 3 | 0 | 0 | 0 | 1 | 6 | 0 | 0 | .333 | .636 | .969 | 4 |
| Erie | .301 | 98 | 366 | 66 | 110 | 29 | 4 | 16 | 63 | 1 | 1 | 7 | 47 | 96 | 3 | 0 | .390 | .533 | .923 | 26 |
| Detroit | .138 | 12 | 29 | 4 | 4 | 1 | 0 | 0 | 1 | 0 | 0 | 0 | 2 | 15 | 1 | 0 | .194 | .172 | .366 | 1 |
| 2005 Toledo | .253 | 130 | 471 | 62 | 119 | 22 | 4 | 19 | 64 | 2 | 1 | 5 | 45 | 109 | 8 | 3 | .323 | .437 | .760 | 21 |
| 2006 Toledo | .275 | 118 | 451 | 68 | 124 | 29 | 4 | 20 | 79 | 4 | 1 | 5 | 51 | 120 | 16 | 4 | .352 | .490 | .842 | 7 |
| 2007 Toledo | .292 | 85 | 315 | 60 | 92 | 21 | 3 | 17 | 64 | 3 | 0 | 4 | 51 | 7 | 12 | 4 | .394 | .540 | .934 | 3 |
| Detroit | .304 | 49 | 138 | 28 | 42 | 12 | 2 | 4 | 27 | 1 | 1 | 0 | 8 | 33 | 3 | 0 | .340 | .507 | .847 | 1 |
| 2008 Detroit | .236 | 92 | 182 | 26 | 43 | 10 | 1 | 4 | 20 | 0 | 1 | 0 | 16 | 49 | 3 | 1 | .298 | .368 | .666 | 10 |
| Toledo | .316 | 5 | 19 | 6 | 6 | 2 | 0 | 2 | 6 | 0 | 0 | 0 | 4 | 5 | 0 | 0 | .435 | .737 | 1.172 | 0 |
| 2009 Toledo | .255 | 12 | 47 | 11 | 12 | 3 | 0 | 5 | 9 | 1 | 0 | 1 | 7 | 13 | 2 | 1 | .357 | .638 | .995 | 1 |
| Detroit | .291 | 113 | 261 | 44 | 76 | 11 | 2 | 16 | 45 | 1 | 1 | 2 | 26 | 60 | 5 | 4 | .359 | .533 | .892 | 9 |
| 2010 Detroit | .280 | 113 | 371 | 54 | 104 | 25 | 1 | 15 | 62 | 3 | 1 | 8 | 27 | 92 | 2 | 2 | .340 | .474 | .814 | 6 |
| Toledo | .444 | 7 | 27 | 5 | 12 | 6 | 0 | 0 | 2 | 0 | 0 | 0 | 2 | 3 | 1 | 1 | .483 | .667 | 1.150 | 0 |
| 2011 Detroit | .256 | 121 | 387 | 53 | 99 | 22 | 2 | 14 | 49 | 3 | 4 | 3 | 21 | 114 | 1 | 1 | .297 | .432 | .729 | 17 |
| 2012 Detroit | .171 | 66 | 205 | 14 | 35 | 14 | 0 | 1 | 12 | 1 | 1 | 2 | 13 | 53 | 1 | 1 | .226 | .254 | .480 | 4 |
| Toledo | .250 | 15 | 60 | 8 | 15 | 2 | 0 | 4 | 12 | 0 | 0 | 1 | 5 | 15 | 1 | 0 | .318 | .483 | .801 | 1 |
| Minor Lge. Totals | .273 | 695 | 2558 | 413 | 698 | 168 | 28 | 115 | 450 | 17 | 3 | 42 | 309 | 657 | 49 | 21 | .359 | .495 | .854 | 125 |
| CLEVELAND TOTALS | -- | -- | -- | -- | -- | -- | -- | -- | -- | -- | -- | -- | -- | -- | -- | -- | -- | -- | -- | -- |
| American League | .256 | 566 | 1573 | 223 | 403 | 95 | 8 | 54 | 216 | 9 | 9 | 15 | 113 | 416 | 16 | 9 | .311 | .430 | .740 | 48 |
| National League | -- | -- | -- | -- | -- | -- | -- | -- | -- | -- | -- | -- | -- | -- | -- | -- | -- | -- | -- | -- |
| M.L. TOTALS | .256 | 566 | 1573 | 223 | 403 | 95 | 8 | 54 | 216 | 9 | 9 | 15 | 113 | 416 | 16 | 9 | .311 | .430 | .740 | 48 |

CAREER TRANSACTIONS

- 1999 Selected by the Toronto Blue Jays in the 18th round of the June draft, did not sign.
- 2001 Selected by the Detroit Tigers in the 5th round of the June draft. Signed 6/20.
- 2012 DL - right thumb strain, 8/1-9/1...rehab at AAA Toledo 8/22-9/1.
- 2012 DL - right quad strain, 9/11-remainder of season.
- 2012 Released by Detroit, 11/20.
- 2013 Signed to a free agent contract by the Cleveland Indians, 1/21.

FIELDING BY POSITION

| PCT | G | PO | 2012 | | | | PCT | G | PO | CAREER | | | | |
|-------------|-----------|-----------|-----------|----------|------------|-----------|---------------|-------------|------------|------------|------------|-----------|-------------|-----------|
| | | | A | E | TC | DP | | | | A | E | TC | DP | |
| - | - | - | - | - | - | - | First Base | 1.000 | 13 | 47 | 3 | 0 | 50 | 9 |
| .971 | 32 | 36 | 63 | 3 | 102 | 13 | Second Base | .959 | 143 | 178 | 310 | 21 | 509 | 69 |
| - | - | - | - | - | - | - | Third Base | .840 | 33 | 15 | 27 | 8 | 50 | 2 |
| .979 | 51 | 44 | 2 | 1 | 47 | 0 | Outfield | .968 | 396 | 554 | 22 | 19 | 595 | 5 |
| .973 | 83 | 80 | 65 | 4 | 149 | 13 | Totals | .960 | 585 | 794 | 362 | 48 | 1204 | 85 |

POSTSEASON RECORD

| YEAR | CLUB | AVG | G | AB | R | H | 2B | 3B | HR | RBI | SH | SF | HBP | BB | SO | SB | CS | E |
|------|---------------|-------------|----------|-----------|----------|----------|----------|----------|----------|----------|----------|----------|----------|----------|----------|----------|----------|----------|
| 2011 | DET(ALDSvNYY) | .400 | 3 | 5 | 0 | 2 | 0 | 0 | 0 | 1 | 0 | 0 | 0 | 0 | 3 | 0 | 0 | 0 |
| | DET(ALCSvTEX) | .261 | 6 | 23 | 4 | 6 | 1 | 0 | 2 | 4 | 0 | 0 | 0 | 4 | 4 | 0 | 0 | 0 |
| | TOTALS | .286 | 9 | 28 | 4 | 8 | 1 | 0 | 2 | 5 | 0 | 0 | 0 | 4 | 7 | 0 | 0 | 0 |

2012 Season Highlights

- ◆ Is a career .298 (28-94) hitter in Progressive Field in 30 games (3HR, 11RBI)...Also owns a .796 career OPS vs. left-handed pitching...Is a career .290 (72-248) hitter vs. the Chicago White Sox with 13 2B, 13HR & 50RBI in 79 games.... Spent 2012 season between Detroit Tigers Major League roster, two stints to the DL and a pair of trips (one rehab) to AAA Toledo...Was optioned to AAA Toledo by the Tigers on May 29...Recalled by the Tigers on June 14 and batted .323 (10-31) with four doubles and three RBI over an 11-game stretch June 14-July 1.
- ◆ Sideline August 1-September 1 with a right thumb sprain and was assigned to Toledo on an injury rehabilitation assignment on August 22 where he hit .310 (9-29, 9RBI, 7G)...Landed on the disabled list for the remainder of the season on September 11 with a right quadriceps strain...Non-tendered by Detroit on November 20 and was rendered a free agent.

Pro Career

- ◆ **2011** Appeared in a career-high 121 games during the 2011 season as he saw action at first base, second base, third base, left field, center field and right field for the Tigers...Had a pair of 4 RBI games and a 4-hit game vs. CWS and for the year vs. the White Sox he hit .353(18-51) w/a 2B, 5HR & 17RBI in 15 games...Belted the third grand slam of his career on 6/5 at Chicago...Hit .383 (18-47) with four doubles, a triple, three home runs and nine RBI in 17 games during September -- 4th in the AL w/a .383 batting average during the month...3rd in AL in errors by a 2B (10).
- ◆ **2010** Spent most of the season with Detroit...Optioned to Triple A Toledo by the Tigers on 5/12 -- saw action in seven games with the Mud Hens before he was recalled by the Tigers for the remainder of the season on 5/22...Hit .342 (68-199) with 37 runs scored, 14 doubles, 13 home runs and 39 RBI over his final 53 games of the season, 8/5-10/4, 2nd among all AL players with a .342 batting average and .608 slugging % during that stretch, T2nd with 27 extra-base hits, 3rd with 37RS...Established a career high with a 10-game hitting streak 8/18-29, batting .357 (15-42)...Equaled a career best with 2 home runs on 8/29 at Toronto...Selected Tigers player of the month in August and September... Batted .208 (25-120) with two home runs in 43 games prior to the all-star break...Hit .315 (79-251) with 13HR in 70 games following the all-star break.
- ◆ **2009** Established career highs in nearly every offensive category, including hits (76), home runs (16) and RBI (45) as he spent the majority of the season with the Tigers...Opened the season with Toledo -- connected for two home runs with the Mud Hens on 4/14 at Louisville...Recalled by the Tigers from Toledo on 4/22 -- was leading the Int'l League with five home runs at the time of his recall by the Tigers...Belted his second career grand slam on 5/15 vs. Oakland -- drove in a season-high five runs...Homered in three straight games 5/15-20...Belted a pinch-hit, walk-off home run on 6/23 versus the Chicago Cubs -- marked the first pinch-hit, walk-off HR by a Tigers player since Lou Whitaker on 8/23/95 vs. CWS...Equaled a career high with two home runs on 8/21 at Oakland -- matched the career high with two home runs on 10/4 versus the Chicago White Sox...4th in OF assists (9) by a LF, T1st in E (5) by LF in AL.
- ◆ **2008** Made the Tigers Opening Day roster out of Spring Training, marking the first time he has appeared on an Opening Day roster at the big league level...Displayed his versatility for the Tigers, seeing action at five positions for the club: second base (16 games), third base (18 games), left field (30 games), center field (six games) and right field (22 games)...Appeared in one game as a pinch-runner for Detroit before being optioned to Toledo on 4/5...Recalled by the Tigers for the remainder of the season on 4/13...Belted his first career grand slam on 6/28 versus Colorado, connecting off Jeff Francis.
- ◆ **2007** Started season with Toledo and he spent the first three months of the season with the Mud Hens before earning a promotion to Detroit -- tabbed the Detroit Sports Broadcasters Association Tigers Rookie of the Year...Selected to the International League's mid-season all-star squad -- unable to participate in the Triple A All-Star Game due to promotion...Rated as possessing the best outfield arm in the International League by *Baseball America*...Hit for the cycle on May 27 vs. Columbus...Selected the **TOPPS** Player of the Month in the International League in June after hitting .348 (39-112) with 6HR & 24 RBI in 28 games...Joined the Tigers after having his contract purchased from Toledo on 7/6 -- at the time of his promotion, he was leading the International League with 60 runs scored and 2nd in RBI...Belted his first major league home run on 7/21 vs. KC, a lead-off blast off Jorge De La Rosa...Established career highs with four hits, two home runs and seven RBI on 7/25 at CWS...First Tigers player with seven RBI since Carlos Pena on 5/19/03 at Cleveland, first Tigers rookie with 7RBI in a game since at least 1957.

- ◆ **2006** Spent his second season with Toledo, earning International League all-star honors as he split time between second base and the outfield...Named the Tigers Minor League Player of the Month for May after hitting .323 (32-99) with 20 RBI...Sidelined 8/11-26 with a left rib cage contusion...Named the 27th-best prospect in the Tigers organization following the season by **Baseball America**.
- ◆ **2005** Spent season at Toledo, clubbing 19 home runs for the Mud Hens...In six games during the International League playoffs, he hit .348 (8-23) with a double and three RBI...Named the 18th-best prospect in the Tigers organization following the season by **Baseball America**.
- ◆ **2004** Played the majority of his first season as a second baseman at Double A Erie, before seeing his first ML action with the Tigers in September...Opened the season on the disabled list at Erie with a dislocated right finger... His option was transferred to Single A Lakeland on 5/14 after being reinstated from the disabled list...Option transferred back to Erie on 5/18...Sixth in the Eastern League with a .390 on-base percentage for the SeaWolves, while he finished ninth with a .533 slugging percentage and tied for ninth with a .301 batting average...Over his final 56 games of the season 7/4-9/6, he hit .367 (81-221) with 48 runs, 12HR, 52RBI...Recorded the league's longest hitting streak, a 20-game streak from 8/9-31...Named the Tigers Minor League Player of the Month for August...Recalled from Erie by the Tigers on 9/12 -- made his major league debut that day vs. Minnesota...Collected his first major league hit, a run-scoring double, in the fifth inning off CC Sabathia on 9/16 at Cleveland...Named the eighth-best prospect in the Tigers organization following the season by **Baseball America**.
- ◆ **2003** Drove in 68 runs between Single A West Michigan and Lakeland...Promoted to Lakeland on 4/23...5th in the Florida State League with a home run every 27.08 at-bats...Named the 11th-best prospect in the Tigers organization following the season by **Baseball America**.
- ◆ **2002** Sidelined for the first three months of the season due to a right hip strain...Joined the Gulf Coast League Tigers on 7/8 to begin an injury rehab assignment...Activated from the disabled list and sent to West Michigan on 7/17.
- ◆ **2001** Assigned to the Gulf Coast League Tigers after being selected by Detroit in the fifth round (147th overall) of the June 2001 draft out of South Florida Community College (Avon Park, FL)...Promoted to Single A Oneonta on 7/18, he was named to **Baseball America's** short-season all-star squad...Led the New York-Penn League with eight triples, while he finished third with 33 extra-base hits...Named to **Baseball America's** College First-Year All-Star squad and was rated as having the second-best debut of all junior college players by the publication...Named the 12th-best prospect in the New York-Penn League and 18th-best prospect in the Tigers organization following the season by **Baseball America**.

Personal/Miscellaneous

Full name **RYAN NEIL RABURN**...He, his wife, Suzanne, and daughter, Taytum (3/11/11), reside in Balm, FL during the off-season... Did not sign after being selected in the 18th round by the Tampa Bay Devil Rays in the June 1999 draft out of Durant High School in Plant City, FL...Attended college at South Florida Community College (Avon Park, FL), University of South Florida (Tampa, FL) and the University of Florida...His brother, Johnny, enjoyed an 11-year Minor League career.... Active participant in the Tigers Dreams Come True and the Detroit Tigers Autographed Memorabilia Donation Program, served as a celebrity Root Beer Float server to benefit the Detroit Tigers Foundation and participated in the Tigers Winterfest.

RABURN'S CAREER GAME HIGHS

HITS: 4, three times, last Sept 12, 2011 at Chicago-AL; **RUNS:** 3, four times; **DOUBLES:** 2, six times; **HR:** 2, four times, August 29, 2010 at Toronto; **RBI:** 7, July 25, 2007 at Chicago-AL; **SB:** 1, 16 times; **WALKS:** 3, Sept 17, 2010 at Chicago-AL; **HITTING STREAK:** 10 games, August 18-29, 2010; **HR in CONSECUTIVE GAMES:** 3, May 15-20, 2009; **GRAND SLAMS:** 3, June 5, 2011 at Chicago-AL (Jake Peavy); **LEAD-OFF HR:** 2, last Sept 14, 2009 vs Toronto; **"WALK-OFF" HR:** 1, June 23, 2009 vs. Chicago-NL (Gregg); **PINCH-HIT HR:** 4, last Sept 14, 2011 vs. Chicago-AL (Sale); **EJECTIONS:** 0



Mark Reynolds

12

Age: 29, born August 3, 1983 in Pikeville, KY

Resides: Scottsdale, AZ

Position: Infielder

Bats: R

Throws: R

Height: 6-2

Weight: 220

ML Service: 5 + 138

Contract Status: Signed thru 2013

Acquired: December 18, 2012; Signed by Cleveland to a free agent Major League contract.

| YEAR | CLUB | AVG | G | AB | R | H | 2B | 3B | HR | RBI | SH | SF | HB | BB | SO | SB | CS | SLG | OBP | OPS | E |
|--------------------------|------------|-------------|------------|-------------|------------|------------|------------|-----------|------------|------------|-----------|-----------|-----------|------------|-------------|-----------|-----------|-------------|-------------|-------------|------------|
| 2004 | Yakima | .274 | 64 | 234 | 58 | 64 | 19 | 1 | 12 | 41 | 3 | 2 | 13 | 25 | 65 | 4 | 1 | .517 | .372 | .889 | 27 |
| | South Bend | .067 | 4 | 15 | 0 | 1 | 1 | 0 | 0 | 0 | 0 | 0 | 0 | 1 | 5 | 0 | 0 | .133 | .125 | .258 | 0 |
| | Lancaster | .083 | 4 | 12 | 1 | 1 | 0 | 0 | 0 | 1 | 0 | 0 | 0 | 0 | 4 | 0 | 0 | .083 | .083 | .167 | 2 |
| 2005 | South Bend | .253 | 118 | 434 | 65 | 110 | 26 | 2 | 19 | 76 | 5 | 2 | 6 | 37 | 107 | 4 | 1 | .454 | .319 | .773 | 30 |
| 2006 | Lancaster | .337 | 76 | 273 | 64 | 92 | 18 | 2 | 23 | 77 | 0 | 5 | 3 | 41 | 72 | 1 | 1 | .670 | .422 | 1.093 | 14 |
| | Tennessee | .272 | 30 | 114 | 23 | 31 | 7 | 0 | 8 | 21 | 0 | 0 | 2 | 11 | 37 | 0 | 1 | .544 | .346 | .890 | 2 |
| 2007 | Mobile | .306 | 37 | 134 | 28 | 41 | 9 | 2 | 6 | 22 | 0 | 1 | 0 | 20 | 32 | 2 | 1 | .537 | .394 | .931 | 12 |
| | Arizona | .279 | 111 | 366 | 62 | 102 | 20 | 4 | 17 | 62 | 1 | 5 | 5 | 37 | 129 | 0 | 1 | .495 | .349 | .843 | 11 |
| 2008 | Arizona | .239 | 152 | 539 | 87 | 129 | 28 | 3 | 28 | 97 | 1 | 6 | 3 | 64 | 204 | 11 | 2 | .458 | .320 | .779 | 35 |
| 2009 | Arizona | .260 | 155 | 578 | 98 | 150 | 30 | 1 | 44 | 102 | 0 | 3 | 5 | 76 | 223 | 24 | 9 | .543 | .349 | .892 | 24 |
| 2010 | Arizona | .198 | 145 | 499 | 79 | 99 | 17 | 2 | 32 | 85 | 0 | 5 | 9 | 83 | 211 | 7 | 4 | .433 | .320 | .753 | 18 |
| 2011 | Baltimore | .221 | 155 | 534 | 84 | 118 | 27 | 1 | 37 | 86 | 0 | 4 | 7 | 75 | 196 | 6 | 4 | .483 | .323 | .806 | 31 |
| 2012 | Baltimore | .221 | 135 | 457 | 65 | 101 | 26 | 0 | 23 | 69 | 0 | 2 | 6 | 73 | 159 | 1 | 3 | .429 | .335 | .763 | 11 |
| | Bowie | .143 | 2 | 7 | 0 | 1 | 0 | 0 | 0 | 0 | 0 | 0 | 0 | 2 | 4 | 0 | 0 | .143 | .333 | .476 | 1 |
| Minor Lge. Totals | | .279 | 335 | 1223 | 239 | 341 | 80 | 7 | 68 | 238 | 8 | 10 | 24 | 137 | 326 | 11 | 5 | .522 | .360 | .883 | 88 |
| CLEVELAND TOTALS | | -- | -- | -- | -- | -- | -- | -- | -- | -- | -- | -- | -- | -- | -- | -- | -- | -- | -- | -- | -- |
| American League | | .221 | 290 | 991 | 149 | 219 | 53 | 1 | 60 | 155 | 0 | 6 | 13 | 148 | 355 | 7 | 7 | .458 | .329 | .787 | 42 |
| National League | | .242 | 563 | 1982 | 326 | 480 | 95 | 10 | 121 | 346 | 2 | 19 | 22 | 260 | 767 | 42 | 16 | .483 | .334 | .817 | 88 |
| M.L. TOTALS | | .235 | 853 | 2973 | 475 | 699 | 148 | 11 | 181 | 501 | 2 | 25 | 35 | 408 | 1122 | 49 | 23 | .475 | .332 | .807 | 130 |

CAREER TRANSACTIONS

- 2004 Selected by the Arizona Diamondbacks in the 16th round of the 2004 June draft, signed on 6/16.
- 2010 Traded by the Arizona Diamondbacks with John Hester to the Baltimore Orioles for David Hernandez and Kameron Mickolio, 12/6.
- 2012 DL - strained left oblique, 5/11-28...rehab at AA Bowie, 5/26-27.
- 2012 Granted Free Agency, 11/30
- 2012 Signed as a free agent by the Cleveland Indians, 12/18.

FIELDING BY POSITION

| PCT | G | PO | 2012 | | | | | | PCT | G | PO | CAREER | | | | | |
|-------------|------------|------------|-----------|-----------|-------------|-----------|---------------|-------------|------------|-------------|-------------|------------|-------------|------------|--|--|--|
| | | | A | E | TC | DP | A | E | | | | TC | DP | | | | |
| .995 | 108 | 926 | 40 | 5 | 971 | 84 | First Base | .990 | 186 | 1490 | 69 | 16 | 1575 | 158 | | | |
| .850 | 15 | 10 | 24 | 6 | 40 | 5- | Third Base | .928 | 655 | 394 | 1080 | 114 | 1588 | 122 | | | |
| - | - | - | - | - | - | - | Second Base | 1.000 | 2 | 1 | 0 | 0 | 1 | 0 | | | |
| - | - | - | - | - | - | - | Outfield | 1.000 | 2 | 1 | 0 | 0 | 1 | 0 | | | |
| .989 | 123 | 936 | 64 | 11 | 1111 | 89 | Totals | .959 | 845 | 1886 | 1149 | 130 | 3165 | 280 | | | |

CAREER POSTSEASON RECORD

| YEAR | CLUB | AVG | G | AB | R | H | 2B | 3B | HR | RBI | SH | SF | HBP | BB | SO | SB | CS | E |
|---------------------------|----------------|-------------|-----------|-----------|----------|----------|----------|----------|----------|----------|----------|----------|----------|----------|-----------|----------|----------|----------|
| 2007 | ARI (NLDS/CHC) | .200 | 3 | 10 | 2 | 2 | 0 | 0 | 1 | 1 | 0 | 0 | 0 | 2 | 4 | 0 | 0 | 1 |
| | ARI (NLCS/COL) | .125 | 4 | 16 | 1 | 2 | 0 | 0 | 1 | 1 | 0 | 0 | 1 | 0 | 5 | 0 | 0 | 1 |
| 2012 | BAL (ALWC/TX) | .000 | 1 | 3 | 0 | 0 | 0 | 0 | 0 | 0 | 0 | 0 | 1 | 0 | 2 | 1 | 0 | 1 |
| | BAL (ALDS/NYY) | .158 | 5 | 19 | 0 | 3 | 0 | 0 | 0 | 1 | 0 | 0 | 1 | 1 | 8 | 0 | 0 | 1 |
| Post-Season Totals | | .146 | 13 | 48 | 3 | 7 | 0 | 0 | 2 | 3 | 0 | 0 | 3 | 3 | 19 | 1 | 0 | 4 |

2012 Season Highlights

- ◆ Played 132 games in his second full season with the O's, hitting 20 +HR for the fifth straight season...Indians hitters who hit only right-handed hit 26HR in 2012 while Mark came in at 23...Ranks 8th in MLB with 164 HR since 2008... He has collected at least 73 walks in each of the last 4 seasons since 2009, one of six players in MLB to accomplish the feat (Zobrist, Votto, C. Pena, Fielder, Dunn).
- ◆ Was on DL, May 11-28, with a strained left oblique for the first time in his career... Began the season at 3B before becoming the O's primary 1B after returning from the DL...Made starts at 1B (105), 3B (15) and DH (12)...Batted .275/.408/.575 with 6HR and 13RBI in 25 games in August.
- ◆ Tied club record w 7HR vs. NYY (R. Hernandez, 2006), including three multi-HR games (8/31, 9/2 & 9/6)...On September 6, he joined Hall of Famer Hank Greenberg (1938 DET) as the only players with three games of 2+ HR vs. NYY in a season... Became the second Oriole to have two games of 2+ HR in a series vs. NYY (Doug DeCinces, May 25 & 27, 1981 at Memorial Stadium)...Became the second player in O's history to have three games of 2+ HR in a four game span against one team, joining Luke Scott (vs. DET 8/17/08-5/29/09, courtesy Elias)
- ◆ In the second half the right-handed hitting first baseman batted .231 (61-264) with 13 2B, 16HR & 46 RBI in 74 games, ranking tied for 8th in the AL in HR and tied for 11th in RBI in the AL after the All-Star break. He hit 9 home runs and drove in 17 runs over a 9-game stretch, August 31-Sept. 8, and banded out 9 HR with 24 RBI during Baltimore's AL Wildcard bid in September...For the year he hit .286 (30-105) with runners in scoring position and recorded the 5th-best fielding pct. among AL first basemen (.995, 108 games, 5E, 971TC)...Collected a .903 OPS and hit 17 of his 23 HR vs. AL East opponents...Set career-highs with 4BB & reaching base safely six times, May 6 @BOS.

MOST HOME RUNS, MLB 2008-2012

| | |
|-------------------------|------------|
| 1. Albert Pujols | 193 |
| 2. Miguel Cabrera | 183 |
| 3. Prince Fielder | 180 |
| 4. Ryan Howard | 171 |
| 5. Ryan Braun | 168 |
| Adam Dunn | 168 |
| Mark Teixeira | 168 |
| 8. Mark REYNOLDS | 164 |
| 9. Curtis Granderson | 160 |
| 10. Jose Bautista | 152 |
| Adrian Gonzalez | 152 |

Pro Career

- ◆ **2011** Played 155 games in first season for O's...Finished 4th in the AL with 37 HR, the most for an Oriole since Albert Belle hit 37 in 1999...Had the 3rd best AB per HR ratio in the AL...Led the AL with 196 K's, the 4th consecutive season he led his league in K (2008-2010 with ARI; over 200 in each season)...Also led the league with 31 errors, tied with Ron Hansen (1961) for the 3rd most in a season in club history...T-14th in the AL with 65 extra-base hits (27-2B, 3B, 37 HR)...Led the club in HR (37), RBI (86), R (84), BB (75), K (196), and OPS (.806)...Had five 2HR games...Hit second ball in OPACY history into second deck of LF in 2HR game on 8/7 vs. TOR...Hit first career grand slam, 6/4 vs. TOR...Tied career-high with 5 RBI, 8/2 @KC...Batted .176/.294/.421 in 79 home games and .264/.350/.542 in 76 road games...Home batting average (.176) was the worst in the AL...Road OPS (.892) ranked 7th in the AL...Appeared in 113 games at 3B and 43 games at 1B.
- ◆ **2010** Reached the 30-homer plateau for the second time in his career and established a career-high with 83 walks while battling a thumb injury near the end of the season to post a .198 (99-for-499) average with 17 doubles, 2 triples, 32 homers and 85 RBI...Became the first non-pitcher in baseball history to have a higher strikeout total (211) than batting average (.198)...Matched career-high with a .951 fielding percentage and finished with the second-fewest errors (18) of his career...Finished D-Backs career among all-time franchise leaders ranked third in home runs (121) and slugging percentage (.483), fourth in RBI (346), fifth in walks (260), sixth in stolen bases (42), seventh in extra-base hits (226), eighth in runs (326) and 10th in games (563) and at-bats (1,982)...Named the NL Player of the Week, 4/19-25, for the third time in his career after batting .421 (8-for-19) with 3HR & 11RBI...Snapped a 34-at-bat homerless drought with a home run off Tim Lincecum on 5/20 vs. SF to give him 100 homers in his Major League career, second fastest D'back in history (458 games) to reach the century mark, trailing only Luis Gonzalez (424 games)...Also became the fourth-fastest third baseman in Major League history to reach 100 homers in the least amount of games...Bob Horner was the fastest in 390 games, followed by Eddie Mathews (397 games) and Troy Glaus (456 games)...On 8/11 @ MIL, hit the third of four consecutive homers to tie the Major League record for the seventh time...His homer was preceded by Adam LaRoche and Miguel Montero and followed by Stephen Drew...Batted only .078 (5-for-64) with 2 RBI while nursing a jammed right thumb by playing in 21 of the club's final 29 games of the season after 9/1.

- ◆ **2009** Established himself as one of the premier power hitters in the Majors and set career marks with 155 games, 578 at-bats, 98 runs scored, 150 hits, 30 doubles, 44 home runs, 102 RBI, 76 walks and a .543 slugging percentage while posting a career high-tying .349 on-base percentage...Received an 8th-place, 9th-place and 10th-place vote in the NL MVP voting to finish 20th...In club history, his 44 home runs were the second-most in a single season... He was the ninth player since 1954 to post at least a .260 average, 44 home runs, 102 RBI and 24 stolen bases in a season, joining Hank Aaron (Milwaukee Braves in 1963), Ken Griffey Jr. (Mariners in 1999), Barry Bonds (Giants in 1993), Alex Rodriguez (Yankees in 2007), Chipper Jones (Braves in 1999), Jose Canseco (Athletics in 1991), Larry Walker (Rockies in 1997) and Willie Mays (New York Giants in 1955)...He was the 8th third baseman since 1954 to hit at least .260 with 44 home runs and 102 RBI and the first since Adrian Beltre (Los Angeles-NL in 2004)...Was the 4th player since 2000 with 40-plus homers and 20-plus steals in a season, joining Alex Rodriguez (2005 with 48 HR, 21 SB; 2007 with 54 HR, 24 SB), Shawn Green (2001 with 49 HR, 20 SB) and Alfonso Soriano (2006 with 46 HR, 41 SB)...His 223 strikeouts set a new Major League record, breaking his previous high of 204 strikeouts from 2008...He also committed 24 errors, 2nd-most in the Majors...Became third player in franchise history to lead team in home runs and stolen bases, joining Devon White (1998) and Eric Byrnes (2006)...From the seventh inning on, led the Majors with 18 home runs and a .636 slugging percentage...Stole 5 bases in the 5/20 doubleheader @ Marlins, including four in the first game, matching the franchise single-game record set by Tony Womack on 8/3/2000...Made his first career start at first base on 5/10 vs. Nationals...Had a career-high 12-game hitting streak from 7/17-28, batting .413 (19-for-46) with 4 home runs, 6 RBI and .481 on-base and .761 slugging percentages...His 11 home runs in 13 games from 7/26-8/9 made him 1 of 11 players in the last 20 years to hit 11 homers in a 13-game span while only four players have hit more home runs (Barry Bonds, 2001; Albert Belle, 1995; Mark McGwire, 1998; Sammy Sosa, 1998)...Homered in four straight games from 8/6-9 for the first time in his career...His 44 home runs averaged 415.7 feet, tops among all Major League hitters according to hittrackeronline.com...His homer off of the Phillies' Brad Lidge on 7/28 traveled an estimated 481 feet to the patio area of Friday's Front Row in left-center field...Following the season, was named to **The Sporting News'** NL All-Star team...Selected as one of five NL finalists for the 2009 All-Star Game Sprint Final Vote for the final roster spot on the NL Team.
- ◆ **2008** Collected a team-high 28 home runs and 97 RBI in his first full season in the big leagues...Among NL third basemen, ranked 4th in runs (87) and home runs and 5th in RBI...Became the 36th player in Major League history to hit at least 25 home runs and drive in 95 runs during their rookie or sophomore season at the age of 24 and younger... His 28 homers, 97 RBI and 87 runs scored marked only the 21st time in Major League history that a NL third baseman collected at least 25 home runs, 95 RBI and 85 runs scored in a season at age 24 or younger...Set a then Major League record with 204 strikeouts...Also led the Majors with 35 errors to become the first player since Minnesota's Zoilo Versalles in 1965 to lead his league in errors and strikeouts...Got off to a fast start in the first eight games of the season by batting .344 (11-for-32) with five home runs and 12 RBI...According to **Elias Sports Bureau**, became one of 9 players in Major League history to hit 5 homers by the eighth game of the season during the player's rookie or sophomore year...Florida's Miguel Cabrera was the last to accomplish the feat in 2004 and others include Carlton Fisk, Orlando Cepeda and Eddie Mathews.
- ◆ **2007** Had his contract purchased from Double-A Mobile on 5/16 and made his Major League debut that night at Colorado... went 2-for-3 with a 2-run double and a walk...Had 3 hits on 5/19 @ Pirates, including a solo shot off Tom Gorzelanny for his first Major League home run...Had a career game on 5/25 vs. Astros, going 5-for-5 with 4 RBI, 4 runs scored, a triple, and 2 home runs...Five hits tied the franchise record...Led the team with a .426 average (23-for-54) in May, adding 5 doubles, 2 triples, 4 home runs and 15 RBI...With a strikeout in the 4th inning on 8/21 vs. Brewers, he tied the all-time record for strikeouts in consecutive plate appearances by a non-pitcher with nine.

REYNOLDS' CAREER GAME HIGHS

HITS: 5, May 25, 2007 vs. Houston; **RUNS:** 4, May 25, 2007 vs. Houston; **DOUBLES:** 3, June 12, 2009 vs. Houston; **TRIPLES:** 1, 11 times, most recently August 23, 2011 at Minnesota; **HR:** 2, 18 times, most recently September 6, 2012 vs. Yankees; **RBI:** 5, four times, most recently August 2, 2011 at Kansas City; **SB:** 4, May 20, 2009 vs. Florida; **WALKS:** 4, May 6, 2012 at Boston; **HITTING STREAK:** 12 games, July 17-28, 2009; **HR in CONSECUTIVE GAMES:** 4, August 6-9, 2009; **GRAND SLAMS:** 1, June 4, 2011 vs. Toronto off Ricky Romero; **LEAD-OFF HR:** n/a; **"WALK-OFF" HR:** n/a; **PINCH-HIT HR:** 2, last April 14, 2009 vs. St. Louis off Kyle McClellan; **EJECTIONS:** 2

- ◆ **2006** Had an outstanding season between Single-A Advanced Lancaster and Double-A Tennessee, batting .318 (123-for-387) with 25 doubles, two triples, 31 home runs and 98 RBI in 106 combined games...Following the season, selected as a California League postseason All-Star and **Baseball America** High Class A All-Star...Led D-backs farmhands with 31 round trippers and a .633 slugging percentage...Among all minor leaguers, ranked 5th in homers and 2nd in slugging percentage...His 23 homers for the JetHawks ranked 3rd in the California League...Saw action at first base, second base, third base, shortstop, leftfield and as a designated hitter...Honored as the **Topps** California League Player of the Month for June (8HR, 30RBI)...Placed on temporarily inactive list on 8/16 to play for Team USA in the 2006 Americas Olympic Qualifying Event...Helped Team USA win the gold medal and a berth in the 2008 Olympics (4HR, 8RBI)..Played for Scottsdale in the Arizona Fall League and named to the AFL All-Prospect Team (26RBI).
- ◆ **2004**: Opened the year with Short Season-A Yakima and was named to the Northwest League's East All-Star squad... Finished 2nd in the loop with 58 runs, third with 32 extra-base hits and 5th with 19 doubles and .517 slugging percentage... Following a 4-day stint with Single-A South Bend, returned to Yakima and homered in four-straight games from 7/14-17...Was the 476th overall pick in the draft.

Personal/Miscellaneous


Full name **MARK ANDREW REYNOLDS**...He and his wife, Kathleen, have two sons, Jacob(3) and Reid(1)...Graduated in 2001 from First Colonial High School in Virginia Beach, VA...Was a history major at the University of Virginia from 2002-2004 and ranks among Cavaliers leaders in several career and single-season categories...Was Second-Team All-ACC his junior year as the Cavaliers' tied a school record with 44 wins overall and 18 victories in the ACC...Selected as Freshman All-American by **Collegiate Baseball** and 2002 **Louisville Slugger** Freshman All-American Baseball Team (honorable mention)...Active in zIMS Foundation, a charitable organization started by the Washington Nationals' Ryan Zimmerman for Multiple Sclerosis.

REYNOLDS' FAVORITES

- Favorite Movie:** Shawshank Redemption
- Favorite Group/Artist:** Colt Ford
- Favorite Athlete Growing Up:** Nolan Ryan
- Favorite Team Growing Up:** Wash.Redskins
- Person Who Has Most Influenced You:** Dad (Greg)
- Favorite Road City:** San Diego
- Favorite Road Stadium:** AT&T Park
- Favorite Subject in School:** History
- Favorite Thing to do Away From Park:** Golf
- Favorite TV Show:** Criminal Minds



2012 Reporter for a Day



Danny Salazar

67

Age: 23, January 11, 1990 in Santo Domingo, DR

Resides: Santo Domingo, DR

Position: Pitcher

Bats: R

Throws: R

Height: 6-0

Weight: 190

ML Service: 0 + 000

Contract Status (options): Signed thru 2013 (2)

Acquired: July 3, 2006; Signed as non-drafted free agent by Cleveland.

| YEAR | CLUB | W-L | ERA | STATS | | | | | | | OPPONENTS | | | | | | | | | | |
|--------------------------|-------------|--------------|-------------|-----------|-----------|----------|----------|----------|--------------|------------|------------|------------|-----------|-----------|------------|------------|-----------|----------|-------------|-------------|-------------|
| | | | | G | GS | CG | SHO | SV | IP | H | R | ER | HR | HB | BB | SO | WP | BK | AVG | SLG | OBP |
| 2007 | DSL Indians | 5-3 | 1.96 | 14 | 14 | 0 | 0 | 0 | 64.1 | 52 | 25 | 14 | 1 | 5 | 12 | 49 | 3 | 0 | .221 | .298 | .271 |
| 2008 | GCL Indians | 4-2 | 2.87 | 11 | 11 | 0 | 0 | 0 | 53.1 | 46 | 19 | 17 | 5 | 3 | 13 | 43 | 1 | 1 | .231 | .342 | .286 |
| 2009 | Lake County | 5-7 | 4.44 | 21 | 20 | 0 | 0 | 0 | 107.1 | 114 | 60 | 53 | 10 | 7 | 40 | 65 | 11 | 2 | .271 | .428 | .341 |
| 2010 | Lake County | 1-1 | 4.45 | 7 | 7 | 0 | 0 | 0 | 32.1 | 34 | 16 | 16 | 7 | 1 | 13 | 23 | 3 | 0 | .272 | .512 | .345 |
| 2011 | AZL Indians | 0-0 | 2.70 | 5 | 5 | 0 | 0 | 0 | 6.2 | 6 | 3 | 2 | 1 | 1 | 2 | 11 | 1 | 0 | .231 | .500 | .300 |
| | Lake County | 0-2 | 3.38 | 3 | 3 | 0 | 0 | 0 | 8.0 | 8 | 4 | 3 | 0 | 2 | 7 | 2 | 0 | .258 | .290 | .343 | |
| 2012 | Carolina | 1-2 | 2.68 | 16 | 16 | 0 | 0 | 0 | 53.2 | 46 | 17 | 16 | 3 | 0 | 19 | 53 | 4 | 1 | .237 | .335 | .304 |
| | Akron | 4-0 | 1.85 | 6 | 6 | 0 | 0 | 0 | 34.0 | 25 | 8 | 7 | 1 | 0 | 8 | 23 | 1 | 0 | .203 | .268 | .252 |
| Minor Lge. Totals | | 20-17 | 3.20 | 83 | 82 | 0 | 0 | 0 | 359.2 | 331 | 152 | 128 | 28 | 19 | 109 | 274 | 26 | 4 | .244 | .371 | .307 |

CAREER TRANSACTIONS

2006 Signed by the Cleveland Indians as a free agent, 7/3.

2012 Season Highlights

- ◆ Split the season between A Carolina and AA Akron and was dominant over his last 7 outings of the season...Opened the year in the Mudcats rotation and did not throw more than 4.1 innings or 68 pitches in any of his first 15 starts before going 5.0 innings in his last Carolina start of July 31 vs. Myrtle Beach (5.0IP, 3H, 1R/0ER) to notch his lone Single-A win...Over his last 10 starts at Carolina his ERA was 2.02 (35.2IP, 31H, 8ER)...LHH hit .219 (14-64) off him at Single-A
- ◆ Promoted to Akron on August 3 and made 6 starts...After his debut of August 5 at New Hampshire (4.2IP, 5H, 4R/ER) he went 4-0 with a 0.92 ERA over his final 5 regular season starts (29.1IP, 20H, 3ER, 7BB, 22K, .190avg)...Season-high 7.0 innings on 95 pitches on August 17 vs. Reading (7.0IP, 3H, 1R/ER, 0BB, 8K)...Combined on the year in 22 starts he was 5-2 with a 2.36 ERA (87.2IP, 71H, 23ER, 27BB, 76K, 1.118WHIP)...After the regular season fanned 17 batters in 11.1 innings in the Eastern League playoffs (2GS, 11.1IP, 8H, 6R/ER, 4.76ERA, 4BB, 17K, .200avg)...After the season pitched 5 games (3GS) for Lacey in the Dominican Winter League (3.86ERA, 14.0IP, 12H, 6ER, 17K, .226AVG)...Named the 7th best prospect in the Indians system by *Baseball America* entering 2013.

Pro Career

- ◆ **2011** Spent first four months of the season rehabbing out of the Goodyear, AZ complex before making 5 starts for the Arizona League Indians starting on 8/3, going 0-0 w/a 2.70 ERA in 5 starts (6.2IP, 2ER, 11K)...Rehab transferred to Lake County on 8/27, making 3 starts (8.0IP, 8H, 3ER, 2BB, 7K)...After the season pitched for Roneros de Carta Vieja, league champion of the Panamanian Winter League (1.74ERA, 41.1IP, 38H, 8ER, 9BB, 29K).
- ◆ **2010** Made 7 starts at A Lake County from 4/10-5/18 before being shut down for the season with right elbow soreness that eventually required reconstructive right elbow surgery on 8/10...Did not allow a run on 4 hits over his last 2 starts of 5/12 and 5/18 (8.2IP, 4H, 0R, 6BB, 7K).
- ◆ **2009** Spent season at Lake County...Allowed 1 hit over 7.0 shutout IP on 7/24 at Lexington.
- ◆ **2008** Spent season at rookie level for the Gulf Coast League Indians...Finished 3rd in the league in starts, 4th in runners per 9.0IP (10.46) and 9th in ERA (2.87).

Personal/Miscellaneous

Full name **DANIEL SALAZAR**...Married, Iris.



Carlos Santana

41

Age: 26, born April 8, 1986 in Santo Domingo, DR...Turns 27 on April 8

Resides: Santo Domingo, DR

Position: Catcher/First Base

Bats: S

Throws: R

Height: 5-11

Weight: 210

ML Service: 2 + 115

Contract Status (options remaining): Signed thru 2016 with a club option for 2017.

Acquired: July 26, 2008; Acquired with RHP John Meloan from the Los Angeles Dodgers in exchange for INF Casey Blake & cash.

| YEAR CLUB | AVG | G | AB | R | H | 2B | 3B | HR | RBI | SH | SF | HB | BB | SO | SB | CS | SLG | OBP | OPS | E |
|-------------------------|-------------|------------|-------------|------------|------------|-----------|----------|-----------|------------|----------|-----------|----------|------------|------------|-----------|----------|-------------|-------------|-------------|-----------|
| 2005 GCL Dodgers | .295 | 32 | 78 | 14 | 23 | 4 | 1 | 1 | 14 | 0 | 2 | 1 | 16 | 8 | 0 | 2 | .410 | .412 | .823 | 2 |
| 2006 Vero Beach | .268 | 54 | 198 | 16 | 53 | 10 | 2 | 3 | 18 | 0 | 1 | 1 | 23 | 43 | 0 | 3 | .384 | .345 | .729 | 14 |
| Ogden | .303 | 37 | 132 | 31 | 40 | 5 | 1 | 7 | 27 | 0 | 5 | 1 | 30 | 19 | 4 | 0 | .515 | .423 | .938 | 2 |
| 2007 Great Lakes | .223 | 86 | 292 | 32 | 65 | 20 | 1 | 7 | 36 | 1 | 0 | 1 | 40 | 45 | 5 | 3 | .370 | .318 | .688 | 19 |
| 2008 Inland Empire | .323 | 99 | 350 | 88 | 113 | 34 | 4 | 14 | 96 | 2 | 9 | 4 | 69 | 59 | 7 | 4 | .563 | .431 | .993 | 17 |
| Kinston | .352 | 29 | 105 | 34 | 37 | 5 | 1 | 6 | 19 | 0 | 1 | 0 | 20 | 24 | 3 | 0 | .590 | .452 | 1.043 | 3 |
| Akron | .125 | 2 | 8 | 3 | 1 | 0 | 0 | 1 | 2 | 0 | 0 | 0 | 0 | 2 | 0 | 0 | .500 | .125 | .625 | 0 |
| 2009 Akron | .290 | 130 | 428 | 91 | 124 | 30 | 2 | 23 | 97 | 0 | 10 | 7 | *90 | 83 | 2 | 2 | *.530 | .413 | *.943 | 9 |
| 2010 Columbus | .316 | 57 | 196 | 39 | 62 | 14 | 1 | 13 | 51 | 0 | 2 | 3 | 45 | 39 | 6 | 0 | .597 | .447 | 1.044 | 3 |
| CLEVELAND | .260 | 46 | 150 | 23 | 39 | 13 | 0 | 6 | 22 | 0 | 4 | 1 | 37 | 29 | 3 | 0 | .467 | .401 | .868 | 3 |
| 2011 CLEVELAND | .239 | 155 | 552 | 84 | 132 | 35 | 2 | 27 | 79 | 0 | 7 | 2 | 97 | 133 | 5 | 3 | .457 | .351 | .808 | 11 |
| 2012 CLEVELAND | .252 | 143 | 507 | 72 | 128 | 27 | 2 | 18 | 76 | 0 | 8 | 3 | 91 | 101 | 3 | 5 | .420 | .365 | .785 | 9 |
| Lake County | .250 | 1 | 4 | 1 | 1 | 0 | 0 | 1 | 2 | 0 | 0 | 0 | 0 | 0 | 0 | 0 | 1.000 | .250 | 1.250 | -- |
| Minor Lge. Totals | .290 | 527 | 1791 | 349 | 519 | 122 | 13 | 76 | 362 | 3 | 30 | 18 | 333 | 322 | 27 | 14 | .500 | .401 | .900 | 69 |
| CLEVELAND TOTALS | .247 | 344 | 1209 | 179 | 299 | 75 | 4 | 51 | 177 | 0 | 19 | 6 | 225 | 263 | 11 | 8 | .443 | .363 | .806 | 23 |
| American League | .247 | 344 | 1209 | 179 | 299 | 75 | 4 | 51 | 177 | 0 | 19 | 6 | 225 | 263 | 11 | 8 | .443 | .363 | .806 | 23 |
| National League | -- | -- | -- | -- | -- | -- | -- | -- | -- | -- | -- | -- | -- | -- | -- | -- | -- | -- | -- | -- |
| M.L. TOTALS | .247 | 344 | 1209 | 179 | 299 | 75 | 4 | 51 | 177 | 0 | 19 | 6 | 225 | 263 | 11 | 8 | .443 | .363 | .806 | 23 |

CAREER TRANSACTIONS

- 2004 Signed by the Los Angeles Dodgers as a free agent, 8/13.
- 2008 Acquired by the Cleveland Indians, along with John Meloan, from the Dodgers in exchange for Casey Blake and cash, 7/26.
- 2010 DL – left knee surgery, 8/3-remainder of season.
- 2012 DL – 7-day concussion DL, 5/26-6/4...rehab at A Lake County, 6/4.

FIELDING BY POSITION

| PCT | 2012 | | | | | | | | PCT | CAREER | | | | | | | |
|-------|------|-----|----|---|-----|----|----|------------|-------|--------|------|-----|----|------|----|----|--|
| | G | PO | A | E | TC | DP | PB | G | | PO | A | E | TC | DP | PB | | |
| .990 | 100 | 628 | 65 | 7 | 700 | 3 | 10 | Catcher | .989 | 235 | 1453 | 130 | 17 | 1600 | 9 | 18 | |
| .989 | 21 | 160 | 13 | 2 | 175 | 21 | - | First Base | .994 | 87 | 782 | 56 | 6 | 844 | 64 | - | |
| 1.000 | 1 | 2 | 0 | 0 | 2 | 0 | - | Left Field | 1.000 | 1 | 2 | 0 | 0 | 2 | 0 | - | |
| .990 | 122 | 790 | 78 | 9 | 877 | 24 | 10 | Totals | .991 | 323 | 2237 | 186 | 23 | 2446 | 73 | 18 | |

2012 Season Highlights

- ◆ Had another solid offensive season, spending most of his assignments behind the dish (95 starts) while making 20 starts at first base and 27 starts at designated hitter...Also appeared in his first career game in the OF on August 12 vs. Boston (LF)...Tied for the team-lead in RBI and led the team in walks/HR, finishing 3rd in the American League with 91 walks and 16th in on-base pct. (.365)...Among primary catchers in the AL, his RBI total ranked 3rd-highest although 29 of his 76 RBI came at DH and first base...Signed a 5-year contract extension thru 2016 with a club option for 2017 on April 10.
- ◆ Season really got going starting in July, as his batting average dipped to as low as .218 as late as July 3rd, his 65th game of the season...From July 1 thru the end of the season hit .278 (79-284) with 16 2B, 13 HR, 47RBI and 49 walks in 80 games (.872OPS), raising his average from .220 to final resting spot of .252...Hit above .276 w/an OPS of at least .803 over each of the last 3 months...Reached via hit or walk in 22 of 24 games in July (.276, 4HR, 12RBI) as his 19BB were T2nd in the AL and his .433OB% was 4th (.972OPS-8th in AL)...In the 2nd half he hit .281 (74-263) with 14 2B, 13HR & 46RBI in 74 games...Was 10th in the AL in second half OPS (.887), 7th in on-base pct (.389) and T11th in 2nd half RBI (46)...Had a then season-high 4RBI on 7/18 at Tampa Bay and homered for first time since May 15 (138 at bats).

- ◆ Was on the MLB 7-day Concussion DL from May 26-June 4 after taking a foul ball off his catcher's mask the night before at Chicago-AL...Appeared in 1 rehab game at Class-A Lake County on June 4...Missed 4 games (right rib cage/mid-back soreness) from June 28-July 1...Enjoyed a pair of 2HR games in 2012 (9/23 at KC; 4/8 vs TOR)...In game of Sept 23 at KC he equaled his single-game career-high in RBI(5)...Drew 15 walks over the last 12 games of the season...From Sept 9 thru end of the season he hit .289 (24-83) w/3 2B, 2 3B, 4HR, 15RBI in 21 games (.90OPS)... Appeared in 20 games for Escocigo in the DR Winter League after the season.
- ◆ Threw out 23-of-93 (24.7%) runners attempting to steal off him, the 3rd-best mark among American League catchers... Made 7 errors in 100 games behind the plate for a fielding pct. of .990 (700TC) and tied for AL lead in passed balls (10) with DET CA Alex Avila...Hit .301 (41-136) with 21 RBI in 41 games in the 5th-spot in the batting order (.917OPS) and .236 (70-297) batting 4th (47RBI, 81 games)...Hit .344 (21-61, 18RBI, 21G) while playing first base...Finished T7th in the AL in GIDP (21), 6th in pitches per plate appearance (4.26) and 15th in on-base pct vs. LHP (.388)....

**2012 AMERICAN LEAGUE
WALK LEADERS**

| | |
|--------------------------------|-----------|
| 1. Adam Dunn (CWS) | 105 |
| 2. Ben Zobrist (TB) | 97 |
| 3. CARLOS SANTANA (CLE) | 91 |
| 4. Joe Mauer (MIN) | 90 |
| 5. Carlos Pena (TB) | 87 |

Pro Career

- ◆ **2011** Had a solid first full season in the Major Leagues, setting a club record for home runs by a switch-hitter (27) and finishing 3rd in the American League with 97 walks...Also finished tied for 18th in home runs (27) and tied for 15th in doubles (32) in the American League, both of which were team-highs...Was also 24th among 73 batting qualifiers with an on-base % of .351...All those totals led the club...Became just the 8th player and first catcher in club history with at least 30 doubles, 25HR and 90 walks...Others: Sizemore, Thornton, Thome, Hafner, Averill, M Ramirez, Belle...Only Sizemore (2008), Belle (1996) and Averill (1934) had at least 35 doubles in those seasons...One of four MLB hitters in 2011 w/at least 25HR, 35 2B, 90 walks (Fielder, M Cabrera, Votto)... Collected his first career two-homer game on 9/13 at Texas (3-4, 3RS, 2B, 2HR, 2RBI) and homered from both sides of the plate...It was the 7th time in club history and first by an Indians batter since Victor Martinez on 6/1/2007 vs. Detroit...Hit a walk-off grand slam on 4/29 vs. Detroit (Benoit), his first career grand slam...Also the first Indians catcher to ever end a game with a grand slam...Collected second walk-off home run on 9/23 vs. Minnesota (Capps), his first career pinch-hit home run and the only PH homer of the season for the Indians...Collected a career-high 5RBI on 8/5 at Texas...Split the season between catcher and first base...Made 88 starts at catcher (95 games) and 63 starts at first base (66 games) and made 1 start at DH...Tossed out 21.1% (15 of 71) of the runners attempting to steal off him, 8th best among AL catchers...After hitting .230 (66-287) in the first half (.781OPS), Carlos hit .249 (66-265) with 20 2B, 14HR & 38 RBI in 71 second half games (.835OPS)...His 36 extra base hits in the second half were tied for 6th among AL hitters...OPS vs. LHP was .964 compared to .732 vs. RHP...Was 8th in the AL in on-base % vs. LHP (.428), 13th in batting average (.318) and 15th in slugging % (.536) vs. LHP...T13th in the AL w/7 int'l walks and 19th w/231 times on base...3rd in AL with 4.30 pitches seen per plate app.

**INDIANS CLUB HISTORY
BATTERS w/30 2B, 25HR, 90BB**

| | |
|---------------------------------|-----------------|
| 1. Carlos Santana (2011) | 35/27/97 |
| 2. Grady Sizemore (2008) | 39/33/98 |
| 3. Travis Hafner (2006) | 31/42/100 |
| 4. Jim Thome (2000) | 33/37/118 |
| 5. Manny Ramirez (1999) | 34/44/96 |
| 6. Albert Belle (1996) | 38/48/99 |
| 7. Andre Thornton (1979) | 31/26/90 |
| 8. Earl Averill (1934) | 48/31/99 |

- ◆ **2010** Had another prolific season as he made his way to the big leagues for the first time, but did not play after 8/2 after a season-ending injury in Boston...Began the season in AAA Columbus and dominated the International League, earning a spot in the mid-season Triple-A All-Star Game (did not play)...At the time of his 6/11 recall from Columbus he was leading Indians minor league players in home runs (13) and RBI (51) and among IL leaders ranked 1st in on-base pct. (.447), walks (45) and OPS (1.044), T2nd in RBI (51), T3rd in home runs (13), 4th in slugging pct. (.597) and total bases (117), 5th in average (.316) and T6th in runs scored (39)...Opened the season with 2 HR & 4RBI on 4/8 vs. Indianapolis and had 4HR & 8 RBI over the season's first 4 games...Named IL player of the week during the season's first week...Also hit 2HR /5RBI on 5/17 vs. Durham...Over his last 12 games at Columbus from 5/28-6/10 he hit .341 (14-41) with 9RS, 5 2B, 3HR and 11RBI...Recalled on 6/11 and made Major League debut that night vs. Washington in Progressive Field (0-3, RS, BB)...Became the first Indians hitter since 1977 (Jim Norris, RF) to make his Major League debut hitting 3rd in the lineup...Earned his first Major League hit/RBI on 6/12 w/a second inning double off Washington's JD Martin and hit his first home run, also off Martin, in the 5th inning of that game...Overall with Cleveland he made 40 starts at catcher, 5 at DH, 35 starts in the 3-hole and 10 starts at cleanup...Hit .345 (20-58) in June with 9 2B, 4HR & 15 RBI in 18 games (.1165OPS) with Cleveland and from 7/1-on he hit .207 (19-92) with 4 2B, 2HR & 7 RBI in 28 games but did draw 24 walks over that span for an OB% of .367 (21SO)...Overall had a .401 on-base % in 46 games with Cleveland, which would have been tied for the 4th best mark in the American League in 2010 with enough at-bats...

2010 cont......Did not start outside the 3-4-5 hole in the batting order the entire season at either level...Threw out 29% (9-31) of potential base-stealers... Season ended prematurely after a 7th inning collision at home plate with Boston's Ryan Kalish in Fenway Park on 8/2...Sustained damage to his lateral collateral ligament (LCL) that ended his season and later underwent surgery to repair the ligament in Cleveland by Dr. Rick Parker on 8/6.

| INDIANS CLUB HISTORY | |
|---------------------------------|----|
| SINGLE-SEASON HR, Switch-Hitter | |
| 1. Carlos Santana (2011) | 27 |
| 2. Asdrubal Cabrera (2011) | 25 |
| Victor Martinez (2007) | 25 |
| 4. Roberto Alomar (1999) | 24 |
| 5. Victor Martinez (2004) | 23 |

- ◆ **2009** Named Eastern League MVP as he led Akron to the EL title...The 23-year old batted .290 (124-for-428) with 30 2B, 2 3B, 23HR, 97RBI and 91 runs scored in 130 games...He led the league in slugging% (.530), OPS (.943) and walks (90), was second in home runs, RBI and OBP (.413), and was third in runs scored...His 90 walks were a new franchise record...Santana was an Eastern League mid and postseason all-star selection and played for the World Team in the Futures Game in St. Louis...Named Indians Minor League Player of the Year...Also named **Topps** EAS Player of the Year...Hit in 14 straight games from 7/22-8/6 and from 7/1 thru the end of the season he hit .313 (63-201) w/41RS, 13 2B, 12HR & 50RBI in 59 games... Did not start outside the 3-4 hole in the batting order the entire season...Santana was recognized as having the Best Strike Zone Judgment and 4th best overall prospect in the Eastern League by **Baseball America**...He also threw out 30% of the baserunners that attempted to steal on him (24-for-79)...Hit .329 (48-146) off LHP (1.064OPS) and a .270 (76-282) off RHP w/an .880 OPS...Had a 1.035 OPS in the 2nd half...Had a pair of 2HR games...Limited to 1 game in the Dominican Winter League after the season (illness) and underwent surgery on 12/8 to remove a fracture of the hamate bone in his right hand in Baltimore, MD (Dr Tom Graham).
- ◆ **2008** Had a monster season, posting arguably the finest offensive season by any minor league player...Batting .326 (151-463) with 39 2B, 5 3B, 21HR, 125 runs & 117 RBI in 130 games...He led all minor leaguers in runs and finished 2nd in RBI, T6th in walks (89), 8th in on-base % (.431) and T9th in extra base hits (65)...Was with Class A Inland Empire of the California League from 4/3-7/26...Was named California League MVP (and #2 prospect in the Cal League by **Baseball America**) despite not playing out west for the final 5 weeks of the minor league season...Was also named a High Class A All-Star by **Baseball America** and named as having the best strikezone judgment and best defensive catcher in the California League by BA...Named to the California League mid-season All-Star team...After the season was named the best hitter in all of Class A baseball (High A) by **MLB.com** and the top prospect in the organization by **Baseball America** entering 2009...Reached safely via hit or walk in 92 of his 99 games, including his first 27 straight and drove in 7 runs on 4/12 vs. High Desert...Had 26 multi-RBI games...At the time of the 7/26 trade he was leading the California League in RBI (96), on-base percentage (.431) and runs scored (88), was 2nd in doubles (34), 3rd in extra-base hits (52), 4th in slugging percentage (.563) and 6th in batting average (.323)...In the 2nd half of play, which began on 6/26, he hit .393 (42-107) w/9 2B, 6HR & 30RBI in 28 games (30BB, 20K, 1.167OPS) before the trade...Did not miss a beat in Kinston, reaching base safely in 26 of 29 games and scoring 34 runs in those contests...OPS actually went up from .993 in Inland Empire to 1.043 in Kinston...Had a .452 on-base & .563 slugging % in Kinston (both marks would have led the league over a full season)...Promoted to AA Akron on 8/31 and homered in his first game that day at Erie (1-4, 2RS, HR, 2RBI)...Completed a healthy stint in the Fall Instructional League without incident.
- ◆ **2007** Entered the 2008 season as the 25th best prospect in the Dodgers organization by **Baseball America**...Spent the year at A Great Lakes in the Midwest League where he was converted to catcher and also spent some time at third base and right field...Hit .207 (46-222) while catching as he adjusted to his new spot on the diamond...Hit .271 (19-70) at the other positions...Hit .299 in July w/7 2B, 5HR & 17 RBI in 21 games.
- ◆ **2006** Split the season between Rookie Ogden and A Vero Beach...Season was spent between 3rd base and the outfield.

Personal/Miscellaneous

Full name **CARLOS SANTANA**...Wife, Brittany...Signed by the Dodgers to his first contract in August of 2004...Worked on the KeyBank Glove Drive and Kids Run the Bases in 2011...Favorite athlete growing up was Adrian Beltre, favorite team was the Tampa Bay Rays and calls Minneapolis his favorite road city...Enjoys spending time with this family in the off-season...2013 participant in TribeFest.

SANTANA'S CAREER GAME HIGHS

HITS: 3, 13x, September 23, 2012 at Kansas City; **RUNS:** 3, 2x, September 23, 2012 at Kansas City; **DOUBLES:** 2, 3x, July 30, 2011 vs. KC; **HR:** 2, 3x, last September 23, 2012 at Kansas City; **WALK-OFF HR:** 1, September 23, 2011 vs. Minnesota (Capps); **PH HR:** 1, September 23, 2011 vs. Minnesota (Capps); **RBI:** 5, 2x, September 23, 2012 at Kansas City; **SB:** 1, 11x; **BB:** 3, 7x, September 29, 2012 vs Kansas City; **HITTING STREAK:** 8 games, August 16-23, 2011; **GRAND SLAMS:** 1, April 29, 2011 vs. Detroit (Benoit); **LEAD-OFF HR:** n/a; **"WALK-OFF" HR:** 2, Sept 23, 2011 vs MIN(Capps); **PINCH-HIT HR:** 1, Sept 23, 2011 vs MIN(Capps).



Omir Santos

68

Age: 31, born April 29, 1981 in Bayamon, Puerto Rico

Resides: Kissimmee, FL

Position: Catcher

Bats: R

Throws: R

Height: 6-0

Weight: 215

ML Service: 1 + 083

Contract Status: Signed thru 2013

Acquired: January 31, 2013; Signed by Cleveland to a free agent Minor League contract.

| YEAR | CLUB | AVG | G | AB | R | H | 2B | 3B | HR | RBI | SH | SF | HB | BB | SO | SB | CS | SLG | OBP | OPS | E |
|--------------------------|------------------|-------------|------------|-------------|------------|------------|------------|-----------|-----------|------------|-----------|-----------|-----------|------------|------------|-----------|-----------|-------------|-------------|-------------|-----------|
| 2001 | Staten Island | .274 | 44 | 117 | 11 | 32 | 5 | 1 | 0 | 8 | 1 | 2 | 1 | 6 | 25 | 0 | 1 | .333 | .310 | .643 | 7 |
| 2002 | Staten Island | .289 | 61 | 232 | 22 | 67 | 10 | 0 | 7 | 44 | 0 | 3 | 4 | 12 | 32 | 2 | 1 | .422 | .331 | .753 | 9 |
| | Greensboro | .233 | 23 | 73 | 7 | 17 | 2 | 1 | 1 | 8 | 0 | 2 | 3 | 2 | 15 | 0 | 0 | .329 | .275 | .604 | 5 |
| 2003 | GCL Yankees | -- | 1 | 0 | 0 | 0 | 0 | 0 | 0 | 0 | 0 | 0 | 0 | 0 | 0 | 0 | 0 | -- | -- | -- | -- |
| | Battle Creek | .235 | 82 | 277 | 35 | 65 | 11 | 0 | 2 | 30 | 6 | 8 | 3 | 25 | 36 | 0 | 0 | .296 | .297 | .593 | 8 |
| 2004 | Battle Creek | .240 | 56 | 171 | 21 | 41 | 7 | 0 | 2 | 16 | 0 | 3 | 3 | 7 | 27 | 4 | 0 | .316 | .277 | .593 | 4 |
| | Tampa | .286 | 37 | 119 | 18 | 34 | 6 | 1 | 2 | 13 | 1 | 0 | 4 | 6 | 17 | 1 | 0 | .403 | .341 | .744 | 2 |
| 2005 | Trenton | .252 | 111 | 401 | 44 | 101 | 17 | 0 | 10 | 48 | 1 | 3 | 9 | 11 | 75 | 0 | 1 | .369 | .285 | .654 | 10 |
| 2006 | Trenton | .269 | 101 | 324 | 31 | 87 | 18 | 0 | 4 | 38 | 3 | 4 | 6 | 19 | 65 | 1 | 0 | .361 | .317 | .678 | 3 |
| 2007 | Scranton/WB | .234 | 51 | 167 | 13 | 39 | 8 | 0 | 3 | 19 | 2 | 2 | 1 | 10 | 35 | 1 | 1 | .335 | .278 | .613 | 2 |
| | Trenton | .211 | 10 | 38 | 4 | 8 | 2 | 0 | 0 | 0 | 0 | 0 | 0 | 1 | 8 | 0 | 0 | .263 | .231 | .494 | 0 |
| 2008 | Norfolk | .269 | 84 | 297 | 31 | 80 | 13 | 0 | 1 | 36 | 3 | 4 | 8 | 20 | 57 | 1 | 2 | .323 | .328 | .651 | 2 |
| | Baltimore | .100 | 11 | 10 | 0 | 1 | 0 | 0 | 0 | 0 | 0 | 0 | 0 | 0 | 2 | 0 | 0 | .100 | .100 | .200 | 0 |
| 2009 | Buffalo | .231 | 3 | 13 | 1 | 3 | 0 | 0 | 0 | 0 | 0 | 0 | 1 | 1 | 2 | 0 | 0 | .231 | .333 | .564 | 1 |
| | New York-NL | .260 | 96 | 281 | 28 | 73 | 14 | 1 | 7 | 40 | 2 | 6 | 2 | 15 | 44 | 0 | 0 | .391 | .296 | .688 | 3 |
| 2010 | Buffalo | .194 | 10 | 36 | 2 | 7 | 4 | 0 | 0 | 2 | 0 | 0 | 0 | 1 | 8 | 0 | 0 | .306 | .216 | .522 | 0 |
| | Binghamton | .138 | 17 | 58 | 5 | 8 | 3 | 0 | 1 | 8 | 0 | 1 | 1 | 4 | 7 | 0 | 0 | .241 | .203 | .445 | 1 |
| 2011 | Toledo | .245 | 49 | 151 | 12 | 37 | 5 | 0 | 2 | 16 | 5 | 3 | 1 | 3 | 29 | 0 | 0 | .318 | .259 | .577 | 3 |
| | GCL Tigers | .000 | 2 | 2 | 0 | 0 | 0 | 0 | 0 | 0 | 0 | 0 | 1 | 0 | 1 | 0 | 0 | .000 | .333 | .333 | 0 |
| | Detroit | .227 | 11 | 22 | 1 | 5 | 0 | 0 | 0 | 0 | 0 | 0 | 0 | 0 | 4 | 0 | 0 | .227 | .227 | .455 | 0 |
| 2012 | Toledo | .310 | 23 | 84 | 7 | 26 | 7 | 1 | 0 | 9 | 0 | 3 | 0 | 2 | 17 | 0 | 1 | .417 | .315 | .731 | 3 |
| | Detroit | .125 | 3 | 8 | 0 | 1 | 0 | 0 | 0 | 1 | 1 | 1 | 0 | 0 | 1 | 0 | 0 | .125 | .111 | .236 | 2 |
| | Colorado Springs | .311 | 38 | 119 | 12 | 37 | 9 | 0 | 2 | 21 | 1 | 1 | 0 | 2 | 17 | 0 | 0 | .437 | .320 | .757 | 0 |
| Minor Lge. Totals | | .257 | 803 | 2679 | 276 | 689 | 127 | 4 | 37 | 316 | 23 | 39 | 46 | 132 | 473 | 10 | 7 | .349 | .299 | .648 | 60 |
| CLEVELAND TOTALS | | -- | -- | -- | -- | -- | -- | -- | -- | -- | -- | -- | -- | -- | -- | -- | -- | -- | -- | -- | -- |
| American League | | .175 | 25 | 40 | 1 | 7 | 0 | 0 | 0 | 1 | 1 | 1 | 0 | 0 | 7 | 0 | 0 | .175 | .169 | .344 | 2 |
| National League | | .260 | 96 | 281 | 28 | 73 | 14 | 1 | 7 | 40 | 2 | 6 | 2 | 15 | 44 | 0 | 0 | .391 | .296 | .687 | 3 |
| M.L. TOTALS | | .249 | 121 | 321 | 29 | 80 | 14 | 1 | 7 | 41 | 3 | 7 | 2 | 15 | 51 | 0 | 0 | .364 | .281 | .645 | 5 |

CAREER TRANSACTIONS

- 2001 Selected by the New York Yankees in the 21st round of the June draft. Signed 6/11.
- 2007 Granted Free Agency, 10/29
- 2007 Signed as a Free Agent with the Baltimore Orioles, 11/28.
- 2008 Granted Free Agency, 11/3.
- 2008 Signed as a Free Agent with the New York Mets, 12/23.
- 2010 Granted Free Agency, 11/10.
- 2010 Signed as a Free Agent with the Detroit Tigers, 12/6.
- 2012 Granted Free Agency, 6/8.
- 2012 Signed as a Free Agent with the Colorado Rockies, 6/13.
- 2012 Granted Free Agency, 11/3.
- 2013 Signed as a free agent by the Cleveland Indians, 1/31.

FIELDING BY POSITION

| PCT | 2012 | | | | | | | | | | PCT | CAREER | | | | | | | | | | |
|------|------|----|---|---|----|----|----|--|--|--|---------|--------|-----|-----|----|---|-----|---|---|--|--|--|
| | G | PO | A | E | TC | DP | PB | | | | | | | | | | | | | | | |
| .913 | 3 | 21 | 0 | 2 | 23 | 0 | 2 | | | | Catcher | .992 | 113 | 590 | 29 | 5 | 624 | 4 | 5 | | | |

CAREER POSTSEASON RECORD

| YEAR | CLUB | AVG | G | AB | R | H | 2B | 3B | HR | RBI | SH | SF | HBP | BB | SO | SB | CS | E |
|------|----------------|-----|---|----|---|---|----|----|----|-----|----|----|-----|----|----|----|----|---|
| 2011 | DET (ALDS/NYY) | - | 1 | - | - | - | - | - | - | - | - | - | - | - | - | - | - | - |
| | DET (ALCS/TEX) | | | | | | | | | | | | | | | | | |

DID NOT APPEAR

2012 Season Highlights

- ◆ Started the season at AAA Toledo in the Tigers system where he hit .364 (16-44) in April and hit .333 (11-33) with runners on base...Contract was purchased by Detroit on May 30 and appeared in 3 games before being designated for assignment on June 6...Released on June 8 and signed with the Rockies 5 days later and assigned to AAA Colorado Springs...Had 10 multi-hit games with the SkySox and went a 3-game stretch, August 15-20, where he had at least 3 hits a game and went 10-for-14 w/2 2B, a HR and 6RBI...Combined on the year at Triple-A he hit .310 (63-203) with 16 2B, 2HR & 30RBI in 61 games...Hit a combined .378 (34-90) with runners on base.

Pro Career

- ◆ **2011** After joining the Tigers organization during the off-season as a minor league free agent, he saw action in 11 games during four separate stints with Detroit...Sidelined 4/7-14 to begin the season with Triple A Toledo due to a left great toe fracture...Sidelined 5/27-6/3 with a concussion...Forced to the disabled list for a third time with Toledo as he was sidelined 7/5-8/16 with a right quadriceps contusion...Recalled by the Tigers from Toledo for the remainder of the season on 9/5 and was on both postseason rosters.
- ◆ **2010** Assigned to Triple A Buffalo by the New York Mets to begin the year...Saw action in 10 games with Buffalo before his option was transferred to Double A Binghamton on 5/6...Sidelined 5/10-26 with a right abdomen strain...Recalled by the Mets from Binghamton on 6/4 (did not see action with the Mets)...Landed on the disabled list for the remainder of the season on 6/23 with a fractured right finger.
- ◆ **2009** Selected to the **TOPPS** Rookie All-Star squad as he spent the majority of the 2009 season with the Mets after New York purchased his contract from Buffalo on 4/17...Belted his first major league home run on 4/27 vs. Florida, a grand slam off Anibal Sanchez -- established a career high with four RBI in the game...Collected a career-high four hits on 6/22 vs. St. Louis.
- ◆ **2008** Named to the International League's mid-season all-star squad with Triple A Norfolk in the Baltimore Orioles organization after he signed with the club as a minor league free agent during the off-season...Topped all International League catchers with a .997 fielding percentage...Compiled a 21-game hitting streak 5/12-6/19, batting .400 (32-80)...Had his contract purchased by Baltimore from Norfolk on 9/5 -- made his major league debut that night vs. Oakland...Collected his first major league hit on 9/23 vs. Tampa Bay, a single off James Shields.
- ◆ **2007** Opened the season with Triple A Scranton/Wilkes-Barre in the NYY org...Sidelined August 16-31 with a left abdomen strain.
- ◆ **2006** Led all Eastern League catchers with a .996 fielding percentage, 805 total chances and 755 putouts with Trenton.
- ◆ **2004** Named the 29th-best prospect in the Yankees organization following the season by **Baseball America**.
- ◆ **2002** Selected to **Baseball America's** Short-Season Single A all-star squad following the season.

Personal/Miscellaneous

Full name **OMIR SANTOS (RIOS)**...Wife, Delitza and son, Omir (11/25/06)...Attended East Central Junior College in Missouri.

SANTOS' CAREER GAME HIGHS

HITS: 4, June 22, 2009 vs. St. Louis; **RUNS:** 2, August 3, 2009 vs. Arizona; **DOUBLES:** 2, August 27, 2009 at Florida; **HR:** 1, seven times; **LAST HR:** September 16, 2009 at Atlanta; **PH HR:** 1, September 16, 2009 at Atlanta (Mike Gonzalez); **RBI:** 4, April 27, 2009 vs. Florida; **SB:** n/a; **BB:** 2, May 19, 2009 at LA Dodgers; **HITTING STREAK:** 6 games, April 19-28, 2009; **GRAND SLAMS:** 1, April 27, 2009 vs. Florida (Anibal Sanchez)...



Bryan Shaw

27

Age: 25, born November 8, 1987 in Livermore, CA

Resides: Gilbert, AZ

Position: Pitcher

Bats: S

Throws: R

Height: 6-1

Weight: 210

ML Service: 1 + 081

Contract Status (options remaining): Signed thru 2013 (1)

Acquired: December 11, 2012; Acquired by Cleveland from Arizona along with RHP Trevor Bauer and RHP Matt Albers in exchange for 1B Lars Anderson, LHP Tony Sipp (from Indians) and INF Didi Gregorius (from Reds)...The 3-team trade also sent OF Shin-Soo Choo, INF Jason Donald and cash from Cleveland to Cincinnati and OF Drew Stubbs from Cincinnati to Cleveland.

| YEAR | CLUB | W-L | ERA | G | GS | CG | SHO | SV | IP | H | R | ER | HR | HB | BB | SO | WP | BK | OPPONENTS | | |
|--------------------------|------------|--------------|-------------|------------|-----------|-----------|-----------|-----------|--------------|------------|------------|------------|-----------|-----------|------------|------------|-----------|-----------|-------------|-------------|-------------|
| | | | | | | | | | | | | | | | | | | | AVG | SLG | OBP |
| 2008 | Missoula | 0-1 | 6.75 | 10 | 0 | 0 | 0 | 2 | 17.1 | 24 | 19 | 13 | 2 | 4 | 7 | 17 | 4 | 0 | .316 | .553 | .402 |
| | South Bend | 0-1 | 4.03 | 11 | 0 | 0 | 0 | 0 | 22.1 | 18 | 12 | 10 | 0 | 1 | 6 | 16 | 1 | 0 | .217 | .241 | .278 |
| 2009 | Visalia | 3-7 | 4.70 | 30 | 19 | 0 | 0 | 0 | 107.1 | 96 | 65 | 56 | 7 | 11 | 40 | 95 | 11 | 0 | .236 | .328 | .320 |
| 2010 | Mobile | 4-9 | 4.26 | 33 | 13 | 0 | 0 | 2 | 101.1 | 102 | 57 | 48 | 4 | 10 | 43 | 75 | 11 | 0 | .266 | .349 | .352 |
| | Mobile | 3-1 | 0.87 | 15 | 0 | 0 | 0 | 7 | 20.2 | 15 | 5 | 2 | 1 | 0 | 8 | 15 | 0 | 0 | .200 | .293 | .277 |
| 2011 | Reno | 1-0 | 4.58 | 16 | 0 | 0 | 0 | 9 | 17.2 | 14 | 9 | 9 | 4 | 2 | 4 | 15 | 2 | 0 | .222 | .460 | .290 |
| | Arizona | 1-0 | 2.54 | 33 | 0 | 0 | 0 | 0 | 28.1 | 30 | 9 | 8 | 2 | 4 | 8 | 24 | 1 | 0 | .273 | .355 | .344 |
| | Arizona | 1-6 | 3.49 | 64 | 0 | 0 | 0 | 2 | 59.1 | 60 | 29 | 23 | 4 | 2 | 24 | 41 | 4 | 1 | .273 | .400 | .347 |
| 2012 | Reno | 0-0 | 2.25 | 8 | 0 | 0 | 0 | 2 | 8.0 | 6 | 2 | 2 | 0 | 0 | 2 | 10 | 1 | 0 | .207 | .345 | .258 |
| Minor Lge. Totals | | 11-19 | 4.28 | 123 | 32 | 0 | 0 | 22 | 294.2 | 275 | 169 | 140 | 18 | 28 | 110 | 243 | 30 | 0 | .246 | .349 | .328 |
| CLEVELAND TOTALS | | -- | -- | -- | -- | -- | -- | -- | -- | -- | -- | -- | -- | -- | -- | -- | -- | -- | -- | -- | -- |
| American League | | -- | -- | -- | -- | -- | -- | -- | -- | -- | -- | -- | -- | -- | -- | -- | -- | -- | -- | -- | -- |
| National League | | 2-6 | 3.18 | 97 | 0 | 0 | 0 | 2 | 87.2 | 90 | 38 | 31 | 6 | 6 | 32 | 65 | 5 | 1 | .273 | .385 | .346 |
| M.L. TOTALS | | 2-6 | 3.18 | 97 | 0 | 0 | 0 | 2 | 87.2 | 90 | 38 | 31 | 6 | 6 | 32 | 65 | 5 | 1 | .273 | .385 | .346 |

CAREER TRANSACTIONS

2008 Selected by the Arizona Diamondbacks in the 2nd round (73rd overall) of the June draft, signed 6/11.

2012 Acquired by Cleveland from Arizona along with Trevor Bauer and Matt Albers in exchange for Lars Anderson, Tony Sipp (from Indians) and Didi Gregorius (from Reds)...The 3-team trade also sent Shin-Soo Choo, Jason Donald and cash from Cleveland to Cincinnati and Drew Stubbs from Cincinnati to Cleveland, 12/11.

FIELDING BY POSITION

| PCT | 2012 | | | | | | | PCT | CAREER | | | | | | |
|------|------|----|---|---|----|----|---------|------|--------|---|----|----|----|---|--|
| | G | PO | A | E | TC | DP | G | | PO | A | E | TC | DP | | |
| .917 | 64 | 2 | 9 | 1 | 12 | 1 | Pitcher | .920 | 97 | 7 | 16 | 2 | 25 | 1 | |

PITCHERS HITTING

| 2012 | | | | | CAREER | | | | |
|------|----|----|----|-----|--------|----|----|----|-----|
| AVG | AB | H | HR | RBI | AVG | AB | H | HR | RBI |
| -- | -- | -- | -- | -- | -- | -- | -- | -- | -- |

DIVISION SERIES RECORD

| YEAR | CLUB | W-L | ERA | G | GS | CG | SHO | SV | IP | H | R | ER | HR | HB | BB | SO | WP | BK |
|------|---------|-----|------|---|----|----|-----|----|-----|---|---|----|----|----|----|----|----|----|
| 2011 | Arizona | 0-0 | 0.00 | 4 | 0 | 0 | 0 | 0 | 4.0 | 0 | 0 | 0 | 0 | 0 | 1 | 3 | 0 | 0 |

2012 Season Highlights

- ◆ Went 1-6 with 2 saves and a 3.49 ERA (23 ER in 59.1 IP) in 64 relief appearances in his second season with the D-backs... Registered a career-high 10 holds, 1 more than 2011...Posted a 2.11 ERA (5 ER in 21.1 IP) in 21 games after his recall from Triple-A Reno on August 11th, including 10 straight appearances without an earned run to end the season (10.1 IP).
- ◆ Was 1-2 with a 4.35 ERA (15 ER in 31.0 IP) in 34 games at Chase Field and 0-4 with a 2.54 ERA (8 ER in 28.1 IP) in 30 games on the road...Allowed just 5-of-28 (17.9 percent) inherited runners to score...Limited right-handed hitters to .211 average (23-for-109).

- ◆ Earned first career save on April 8 vs. Giants and 2nd save on April 15 at Colorado...His 0.79 ERA (1 ER in 11.1 IP) in June was seventh-best among NL relievers and fourth-best June ERA by a reliever in club history (min. 10 G)...Was 1-4 with a 4.26 ERA (18 ER in 38.0 IP) in 43 appearances before being optioned to Reno on July 22...Recalled on August 11 after posting a 2.25 ERA (2 ER in 8.0 IP) and 2 saves in 8 games with the Aces.

Pro Career

- ◆ **2011** Appeared in 33 games with the D-backs, going 1-0 with a 2.54 ERA (8 ER in 28.1 IP)...Also combined to go 4-1 with a 2.58 ERA (11 ER in 38.1 IP) and 16 saves (2nd in AZ PD system) with Double-A Mobile and Triple-A Reno...His contract was selected from Reno on 6/10 and made his Major League debut that night with 1.0 scoreless inning at Florida...Recorded his first career win on 8/16 at PHI...Posted a 1.72 ERA (3 ER in 15.2 IP) and 5 holds over his final 19 games...Appeared in all 4 NLDS games vs. Brewers and did not allow a hit or run (4.0 IP)...Is 1 of just 3 pitchers in DS history to make at least 4 hitless appearances (also the Braves' Jaret Wright in 2003 and Rockies Franklin Morales in 2009).
- ◆ **2010** Spent the entire season with Mobile, going 4-9 with a 4.26 ERA (48 ER in 101.1 IP) and 2 saves in 33 games (13 starts)...Was 2-3 with a 3.19 ERA (11 ER in 31.0 IP) in relief and 2-6 with a 4.73 ERA (37 ER in 70.1 IP) as a starter...Pitched with Scottsdale of the Arizona Fall League.
- ◆ **2009** Was 3-7 with a 4.70 ERA (56 ER in 107.1 IP) in 30 games (19 starts) with Single-A Visalia...Went 3-7 with a 4.53 ERA (44 ER in 87.1 IP) as a starter and posted a 5.40 ERA (12 ER in 20.0 IP) in relief.
- ◆ **2008** Combined to go 0-2 with a 5.22 ERA (23 ER in 39.2 IP) and 2 saves in 21 games in his first professional season with Rookie Missoula and Single-A South Bend.

SHAW'S CAREER GAME HIGHS


BB's: 2, 5x; **K's:** 3, 4x; **LONGEST OUTING:** 2.0IP, 5x; **WINNING STREAK:** 1 game, two times; **LOSING STREAK:** 4 games, May 29-Sept 30, 2012 (current); **HR:** 2, May 7, 2012 vs. STL; **LAST WIN:** May 27, 2012 vs. MIL; **LAST SAVE:** April 15, 2012 at Colorado; **CONSECUTIVE SCORELESS APPS/IP:** 10 games (10.0IP), June 14-July 2, 2012

Personal/Miscellaneous

Full name **BRYAN ANTHONY SHAW**...Married, Kristen...Attended Cal Long Beach State from 2006-08 where he majored in economics...2005 graduate of Livermore (CA) High School...Three-sport letterman in HS, earning two varsity letters in baseball and football and one in basketball...Named All-East Bay Athletic League in 2005 in baseball and 2004 at WR in football...His 3-year ERA at LBSU (2.20) ranks second all-time, compiling 23 saves and a 9-5 record over 80 relief appearances in his 3-year career.

SHAW'S FAVORITES

- Favorite Movie:** Rounders & Boondock Saints I
- Favorite Group/Artist:** Likes Everything
- Favorite Athlete Growing Up:** Mark McGwire
- Favorite Team Growing Up:** Oakland A's
- Person Who Has Most Influenced You:**
Parents (Michelle & Richard)
- Favorite Road City:** Anaheim
- Favorite Road Stadium:** Rangers Ballpark
- Favorite Subject in School:** Science
- Favorite Thing to do Away From Baseball:**
Video Games/Golf
- Favorite TV Show:** Psych USA



Joe Smith

38

Age: 29, born March 22, 1984 in Cincinnati, OH

Resides: Palm Beach Gardens, FL **Position:** Pitcher

Bats: R **Throws:** R **Height:** 6-2 **Weight:** 205

ML Service: 5 + 091

Contract Status: Signed thru 2013

Acquired: December 10, 2008; From the New York Mets in a three-team trade that sent OF Franklin Gutierrez to the Seattle Mariners...Indians also received INF Luis Valbuena from the Mariners in the transaction.

| YEAR | CLUB | W-L | ERA | 2012 | | | | | | | OPPONENTS | | | | | | | | | | |
|--------------------------|---------------|--------------|-------------|------------|----------|----------|----------|-----------|--------------|------------|------------|------------|-----------|-----------|------------|------------|----------|----------|-------------|-------------|-------------|
| | | | | G | GS | CG | SHO | SV | IP | H | R | ER | HR | HB | BB | SO | WP | BK | AVG | SLG | OBP |
| 2006 | Brooklyn | 0-1 | 0.45 | 17 | 0 | 0 | 0 | 9 | 20.0 | 10 | 3 | 1 | 0 | 4 | 3 | 28 | 2 | 0 | .141 | .183 | .218 |
| | Binghamton | 0-2 | 5.68 | 10 | 0 | 0 | 0 | 0 | 12.2 | 12 | 8 | 8 | 1 | 1 | 11 | 12 | 1 | 0 | .267 | .356 | .421 |
| 2007 | New Orleans | 0-0 | 2.00 | 8 | 0 | 0 | 0 | 2 | 9.0 | 7 | 3 | 2 | 0 | 0 | 4 | 5 | 0 | 0 | .233 | .267 | .314 |
| | New York (NL) | 3-2 | 3.45 | 54 | 0 | 0 | 0 | 0 | 44.1 | 48 | 18 | 17 | 3 | 7 | 21 | 45 | 2 | 0 | .274 | .383 | .374 |
| 2008 | New York (NL) | 6-3 | 3.55 | 82 | 0 | 0 | 0 | 0 | 63.1 | 51 | 28 | 15 | 4 | 4 | 31 | 52 | 1 | 0 | .220 | .336 | .322 |
| 2009 | CLEVELAND | 0-0 | 3.44 | 37 | 0 | 0 | 0 | 0 | 34.0 | 30 | 16 | 13 | 4 | 0 | 13 | 30 | 2 | 0 | .236 | .402 | .305 |
| | Columbus | 0-0 | 0.00 | 5 | 0 | 0 | 0 | 0 | 5.0 | 4 | 0 | 0 | 0 | 0 | 1 | 6 | 0 | 0 | .211 | .316 | .250 |
| 2010 | CLEVELAND | 2-2 | 3.83 | 53 | 0 | 0 | 0 | 0 | 40.0 | 30 | 18 | 17 | 4 | 1 | 24 | 32 | 0 | 1 | .208 | .333 | .325 |
| | Columbus | 2-1 | 1.96 | 20 | 0 | 0 | 0 | 2 | 23.0 | 17 | 8 | 5 | 0 | 0 | 10 | 19 | 2 | 0 | .207 | .232 | .293 |
| 2011 | Akron | 0-0 | 2.45 | 4 | 0 | 0 | 0 | 0 | 3.2 | 1 | 1 | 1 | 0 | 0 | 2 | 7 | 0 | 0 | .083 | .167 | .214 |
| | CLEVELAND | 3-3 | 2.01 | 71 | 0 | 0 | 0 | 0 | 67.0 | 52 | 16 | 15 | 1 | 2 | 21 | 45 | 2 | 0 | .217 | .258 | .283 |
| 2012 | CLEVELAND | 7-4 | 2.96 | 72 | 0 | 0 | 0 | 0 | 67.0 | 53 | 27 | 22 | 4 | 2 | 25 | 53 | 1 | 1 | .213 | .305 | .289 |
| Minor Lge. Totals | | 2-4 | 2.09 | 64 | 0 | 0 | 0 | 13 | 73.1 | 51 | 23 | 17 | 1 | 5 | 31 | 77 | 5 | 0 | .197 | .247 | .295 |
| CLEVELAND TOTALS | | 12-9 | 2.90 | 233 | 0 | 0 | 0 | 0 | 208.0 | 165 | 77 | 67 | 13 | 5 | 83 | 160 | 5 | 2 | .217 | .312 | .297 |
| American League | | 12-9 | 2.90 | 233 | 0 | 0 | 0 | 0 | 208.0 | 165 | 77 | 67 | 13 | 5 | 83 | 160 | 5 | 2 | .217 | .312 | .297 |
| National League | | 9-5 | 3.51 | 136 | 0 | 0 | 0 | 0 | 107.2 | 99 | 46 | 42 | 7 | 11 | 52 | 97 | 3 | 0 | .243 | .356 | .344 |
| M.L. TOTALS | | 21-14 | 3.11 | 369 | 0 | 0 | 0 | 0 | 315.2 | 264 | 123 | 109 | 20 | 16 | 135 | 257 | 8 | 2 | .226 | .327 | .314 |

CAREER TRANSACTIONS

2006 Selected by the New York Mets in the 3rd round of the June draft.

2008 Acquired by the Cleveland Indians from the Mets, along with Luis Valbuena from the Mariners, in exchange for Franklin Gutierrez to the Mariners, 12/10.

2009 DL – right rotator cuff strain, 4/29-6/8...rehab at AAA Columbus, 5/30-6/7.

2009 DL – left knee surgery, 9/1-remainder of season.

2011 DL – abdominal strain, 3/22-4/14...rehab at AA Akron, 4/7-14.

FIELDING BY POSITION

| PCT | G | PO | 2012 | | | | | PCT | G | PO | CAREER | | | | |
|------|----|----|------|---|----|----|---------|------|-----|----|--------|----|----|---|--|
| | | | A | E | TC | DP | A | | | | E | TC | DP | | |
| .941 | 72 | 1 | 15 | 1 | 17 | 1 | Pitcher | .979 | 369 | 11 | 83 | 2 | 96 | 4 | |

PITCHERS HITTING

| AVG | AB | 2012 | | | AVG | AB | CAREER | | |
|-----|----|------|----|-----|------|----|--------|----|-----|
| | | H | HR | RBI | | | H | HR | RBI |
| -- | -- | -- | -- | -- | .000 | 2 | 0 | 0 | 0 |

2012 Season Highlights

- ◆ Was once again a valuable and reliable member of the Tribe's bullpen corps, finishing second on the team with 21 holds, which ranked tied for 11th among American League relievers...His pct. of inherited runners who scored (21%, 10 of 47) ranked 9th-best in the AL...Also ranked tied for 2nd in the AL with a club-high 7 relief wins, including 4 straight at one point that also equaled a club-high by a starter/reliever (club-high by relief pitcher).
- ◆ ERA from May 27 thru the end of the season was 2.49 in 51 games (47.0IP, 36H, 13ER, 37K) and from June 22nd-on his ERA was 2.43 (37.0IP, 27H, 10ER)...Allowed runs in only 16 of his 72 appearances, which were tied for 10th--most in the American League...Topped the 70-appearance mark for the 3rd time in his career and second consecutive season...Finished strong, as his ERA from August 22nd thru the end of the year was 1.50 (18.0IP, 14H, 3ER)...Did not allow a run over his last 8 appearances of the season from Sept. 18-on (7.1IP, 3H, 0R).

- ◆ Major League hitters batted .213 (53-249) off him with runners on base, the 17th-lowest mark among American League relievers...Yielded only a .213 (16-75) average against with runners in scoring position and .184 (7-38) mark with RISP and 2 outs...Batting average (.218 vs. LH; .209 vs. RHP) and OPS (.585 vs. LH; .600 vs. RH) were virtually identical for the second straight season....32.2 of his 67.0 innings pitched came in the 7th inning ahead of Vinnie Pestano and Chris Perez...Batters hit .222 (28-126) off him with runners on base...First batters faced average of .167 (11-66) was 7th-best among AL relief pitchers.

Pro Career

- ◆ **2011** Had an outstanding season setting up for Chris Perez, finishing 4th among American League relievers in relief ERA (2.01), tied for 2nd in relief appearances (71), tied for 16th in holds (16), tied for 12th in relief innings pitches (67.0) and 21st in relief batting average against (.217)...Began the year on the 15-day DL w/a spring training abdominal strain, making 4 rehab appearances at AA Akron before being activated on 4/15...Spent the remainder of the season on the active roster...60 of his 71 appearances were scoreless...Did not allow an earned run over 27 straight appearances from 5/12-7/15 (25.2IP), the third most games in club history w/out allowing an earned run within a single-season...

2011 AL RELIEF ERA LEADERS

| | |
|---------------------------|-------------|
| 1. David Robertson (NYY) | 1.08 |
| 2. Greg Holland (KC) | 1.80 |
| 3. Mariano Rivera (NYY) | 1.91 |
| 4. JOE SMITH (CLE) | 2.01 |
| 5. Alfredo Aceves (BOS) | 2.03 |
| 6. Luis Ayala (NYY) | 2.09 |

Recorded 19 consecutive scoreless appearances over 19.0IP (12H, 0R) from 6/2-7/15, both season-highs among Indians pitchers in terms of scoreless innings/games...Tossed a career-high 2.2IP on 8/21 at Detroit...Over his last 62 appearances from 5/12-on ERA was 1.83 (59.0 IP, 43H, 12ER, .207AVG) ...Average vs. lefties went from .342 (13-38) in 2010 to .152 (12-79) in 2011...OPS went from .979 (.479/.500) to .460 (.244/.265).

- ◆ **2010** Spent most the season in the Major League bullpen save for a 20 appearance stretch in AAA Columbus in May and June and ended the season as one of the Tribe's most effective relievers after a change in his mechanics...Opened the season in the Indians bullpen and went 0-1 w/a 7.71 ERA in his first 9 appearances (7.0IP, 7H, 6R/ER) before being optioned to AAA Columbus on 4/30...Was with Columbus from 4/30-6/22 and spent the remainder of the season with Cleveland...After his second recall had an ERA of 3.00 (33.0IP, 23H, 11ER, 18BB, 27K) and over his last 41 outings, 37 of which were scoreless, his ERA was 2.40 (30.0IP, 18H, 8ER)...From 7/31-on his ERA was 1.74 (20.2IP, 13H, 4ER, .181AVG)...Did not allow a run over his last 11 outings in Sept/Oct (9.2IP, 7H, 0R, 3BB, 11K) to lower his season ERA from 5.04 to 3.83...Was tied for 14th in the AL with a team-high 17 holds, 4th in % of inherited runners that scored (19%, 7/36) and 10th with a first batter average of .159 (7-44)...Right-handed hitters batted .160 (17-106) off him with a .538 OPS.
- ◆ **2009** Had a trying first season in the Indians organization from an injury standpoint and was effective over his 37 relief appearances between two official stints on the DL...Was limited to 8 appearances in spring training after being sidelined early in camp with a viral infection that required hospitalization...Came back from that in early March and was sidelined with a sore finger on his pitching hand...Opened the season on the big league roster and the rigors of the season caught up to him after his abbreviated spring...Was 0-1 w/a 7.11 ERA in 8 relief appearances in April (6.1IP, 7H, 5ER, 5BB, 6K) before right shoulder soreness forced him onto the 15-day DL on 4/29 (right rotator cuff strain)...Was on the DL from 4/29-6/8...Upon his activation to thru his 2nd DL stint in September he was 0-0 w/a 2.60 ERA in 29 games (27.2IP, 23H, 8ER, 24K)...From 6/20-8/16 he allowed a run in just 1 of 20 outings (0.96ERA, 18.2IP, 14H, 2ER) and from 7/17-8/16 he recorded 12 straight scoreless appearances (10.2IP, 8H, 0R)...Was placed on the 15-day DL a 2nd time w/a left knee sprain on 9/1 and missed the remainder of the regular season after making last outing on 8/29 at Baltimore...Underwent a left knee arthroscopy on 9/30 at the Cleveland Clinic to remove loose bodies from the joint...Surgery was performed by Dr. Mark Schickendantz & Dr. Jim Williams.
- ◆ **2008** Spent the entire 2008 season in the Mets bullpen, going 6-3 w/a 3.55 ERA in 82 games (63.1IP, 51H, 25ER, 31BB, 52K, 4HR), limiting Major League hitters to just a .220 (51-232) average allowed...Right-handed hitters batted just .192 (35-182) off him as he sported a .206 (14-68) average against overall w/RISP...He finished tied for 3rd in the NL w/82G (T3rd most in club history) and his inherited runners scored percentage of 17% (11 of 63) was the 2nd best mark in the NL (6th best in the Majors)...He went a club relief record 4-0 in September w/a 1.80 ERA in 14 appearances (10.0IP, 6H, 2ER, 11K)...His four victories in September were the most by any Mets relief pitcher in a month in one season...Was 16th in the NL w/18 holds...Did not permit an earned run over 18 outings (12.2 innings) from 8/12-9/17...Struck out seven consecutive batters spanning five appearances from 5/5-14.

- ◆ **2007** Made his Major League debut after being drafted the previous June...Ranked fifth among NL rookie pitchers w/54 appearances...Had 45K in 44.1IP of work (9.14 strikeouts per nine innings)...Did not allow an earned run in 45 of his 54 outings...Hurled 15.1 scoreless innings in his first 17 major league outings to establish the club record for a rookie reliever to start his career...Dennis Musgraves held the previous mark, tossing 9.0 shutout frames in 1965...Began the year with New York...Was optioned to New Orleans (AAA) of the Pacific Coast League on 7/26...Recalled for a 2nd time on 9/16...Placed on the New Orleans DL on 8/24 with right biceps tendonitis...Came off the DL on 9/2...Earned his first major league victory on 4/24 vs. Colorado...Pitched in 14 games in April...Before Smith, no Mets rookie had even pitched 10 games in April...Made his major league debut with 0.1 scoreless inning on 4/1 at St. Louis...Named the John J. Murphy Award winner for the most impressive spring by a first-year invitee.
- ◆ **2006** Began his professional career with Brooklyn (A) of the New York-Penn League...Did not allow a run over his last 16 outings with the Cyclones (19.0IP)...Over that stretch, he gave up eight hits with (3BB, 26K)...Promoted to Binghamton (AA) of the Eastern League on 8/1...Named one of the top 20 prospects in the NYPL by **Baseball America**.

SMITH'S CAREER GAME HIGHS

BB's: 3, three times, last May 5, 2012 vs. Texas; **K's:** 4, September 30, 2007 vs. Florida; **LONGEST OUTING:** 2.2IP, August 21, 2011 at Detroit; **WINNING STREAK:** 5 games, August 29 – September 25, 2008; **LOSING STREAK:** 2 games, 4 times; **SAVE STREAK:** N/A; **HR:** 1, 20 times; **LAST WIN:** July 26, 2012 vs. Detroit; **LAST SAVE:** N/A; **SCORELESS INNINGS:** 19.0IP, June 2-July 15, 2011; **SCORELESS OUTINGS:** 19, June 2-July 15, 2011.

Personal/Miscellaneous

Full name **JOSEPH MICHAEL SMITH**...Single...Grew up in Cincinnati... Won three letters in baseball at Amelia High School (OH)...Sat out his senior year due to right arm surgery...Played three years of basketball and averaged 20.3 points and 6.7 rebounds...Enrolled at Wright State without a scholarship and was cut from the team as a freshman...Came back as a redshirt sophomore and changed to a sidearm delivery in his junior year... Was 6-5 with a 1.53 ERA and 22 saves in 80 games (all in relief) over three years.. Named the Horizon League Pitcher of the Year as a junior...Led the Horizon League with 13 saves (13th in NCAA)...Earned NCAA All-Mideast Regional Second Team honors...His hobbies include fishing, boating and video games...Selected in the third round of the 2006 First Year Player Draft...Joe is a regular participant at the CIC Celebrity Golf Classic and participates in the Tribe Reporter for a Day program, working with local high school students aspiring to be journalists... He also took part in the annual Tribe Shop With A Pro event at a local retail outlet.

SMITH'S FAVORITES

- Favorite Movie:** Beverly Hills Cop
- Favorite TV Show:** House
- Favorite Music:** Jason Aldean
- Favorite Athlete:** Michael Jordan
- Favorite Team Growing Up:** Chicago Cubs
- Person Who Has Most Influenced You:** My dad (Mike)
- Favorite Road City:** San Diego
- Favorite Road Ballpark:** Busch Stadium



Giovanni Soto

76

Age: 21, born May 18, 1991 in Carolina, PR

Resides: Carolina, PR

Position: Pitcher

Bats: L

Throws: L

Height: 6-2

Weight: 190

ML Service: 0 + 000

Contract Status: Signed thru 2013

Acquired: July 29, 2010; Acquired from the Detroit Tigers by the Cleveland Indians in exchange for INF Jhonny Peralta.

| YEAR | CLUB | W-L | ERA | G | GS | CG | SHO | SV | IP | H | R | ER | HR | HB | BB | SO | WP | BK | OPPONENTS | | |
|--------------------------|---------------|--------------|-------------|-----------|-----------|----------|----------|----------|--------------|------------|------------|------------|-----------|-----------|------------|------------|-----------|----------|-------------|-------------|-------------|
| | | | | | | | | | | | | | | | | | | | AVG | SLG | OBP |
| 2009 | GCL Tigers | 4-0 | 1.18 | 13 | 6 | 0 | 0 | 1 | 45.2 | 33 | 7 | 6 | 0 | 0 | 20 | 37 | 2 | 0 | .209 | .259 | .296 |
| 2010 | West Michigan | 6-6 | 2.61 | 16 | 16 | *2 | *2 | 0 | 82.2 | 75 | 29 | 24 | 2 | 6 | 25 | 76 | 4 | 0 | .248 | .307 | .315 |
| | Lake County | 3-2 | 3.77 | 6 | 6 | 0 | 0 | 0 | 31.0 | 22 | 13 | 13 | 5 | 4 | 11 | 31 | 1 | 0 | .208 | .387 | .303 |
| 2011 | Kinston | 4-4 | 3.23 | 15 | 11 | 0 | 0 | 0 | 64.0 | 56 | 29 | 23 | 5 | 7 | 21 | 64 | 1 | 1 | .234 | .372 | .315 |
| | AZL Indians | 0-0 | 1.80 | 3 | 1 | 0 | 0 | 0 | 5.0 | 4 | 1 | 1 | 0 | 0 | 1 | 7 | 0 | 0 | .200 | .350 | .238 |
| 2012 | Akron | 6-9 | 3.93 | 22 | 22 | 2 | 0 | 0 | 121.1 | 111 | 62 | 53 | 10 | 8 | 49 | 100 | 6 | 0 | .247 | .373 | .330 |
| Minor Lge. Totals | | 23-21 | 3.09 | 75 | 62 | 4 | 2 | 1 | 349.2 | 301 | 141 | 120 | 22 | 25 | 127 | 315 | 14 | 1 | .236 | .344 | .316 |

CAREER TRANSACTIONS

2008 Selected by the Philadelphia Phillies in the 46th round of the June Draft, did not sign.

2009 Selected by the Detroit Tigers in the 21st round of the June draft.

2010 Acquired from the Detroit Tigers by the Cleveland Indians in exchange for INF Jhonny Peralta, 7/29.

2012 Season Highlights


◆ Spent entire season at AA Akron where he went 6-9 with a 3.93ERA in 22 starts (2CG, 121.1IP, 111H, 53ER, 49BB, 100K, .247AVG)...His two CG were tied for 2nd in the Eastern League...Tossed 9.0IP no-hitter on July 15 vs. Altoona, 2nd no-hitter in Aero franchise history (0H, 1R/0ER, 3BB, 6K, 104P)...Had a 3.41 ERA in his last 5 starts starting with the no-hitter (29.0IP, 22H, 11ER, 19K, .208AVG)...Lefites hit .265 off him and RHH batted .240 (80-333, .676OPS)... Season ended on August 7 upon reaching innings threshold...Combined ERA in the first 3.0 innings of starts was 2.32 (66.0IP, 52H, 17ER)...Batters hit .227 (44-194) off him with runners on base...Worked in relief in the Puerto Rican Winter League for Carolina where batters were 4-for-48 (.083) off him and ERA was 1.17 (11 games, 15.1IP, 4H, 2ER, 8BB, 19K).

Pro Career

- ◆ **2011** Missed time due to left-elbow inflammation...Was on DL from 6/6-8/23 with nerve irritation in elbow...Rehabbed at the Arizona rookie league club in August...Pitched in relief in the PR Winter League for Carolina...Went 3-0 w/a 2.03 ERA in 6 May starts (31.0IP, 25H, 7ER, 34K) and had a 3.02 ERA prior to the injury
- ◆ **2010** Led the Midwest League in shutouts (2), was T1st in complete games (2) and 4th in ERA (2.93)... Named to Midwest League All-Star team.
- ◆ **2009** Named "Tiger of the Year" in rookie debut for the Gulf Coast League Tigers.

Personal/Miscellaneous

Full name **GIOVANNI LUIS SOTO**...Single...Attended Advanced Central College and Advanced Central College High School in Carolina, PR.



Nate Spears

65

Age: 27, born May 3, 1985 in Ft. Myers, FL

Resides: Noblesville, IN

Position: Infield/Outfield

Bats: L

Throws: R

Height: 5-11

Weight: 180

ML Service: 0 + 010

Contract Status: Signed thru 2013

Acquired: November 26, 2012; Signed by Cleveland to a Minor League free agent contract.

| YEAR | CLUB | AVG | G | AB | R | H | 2B | 3B | HR | RBI | SH | SF | HB | BB | SO | SB | CS | SLG | OBP | OPS | E |
|--------------------------|-------------|-------------|-------------|-------------|------------|------------|------------|-----------|-----------|------------|-----------|-----------|-----------|------------|------------|-----------|-----------|-------------|-------------|-------------|------------|
| 2003 | GCL Orioles | .289 | 56 | 180 | 38 | 52 | 7 | 5 | 1 | 19 | 4 | 2 | 5 | 40 | 32 | 18 | 5 | .400 | .427 | .827 | 14 |
| 2004 | Delmarva | .275 | 97 | 371 | 50 | 102 | 12 | 11 | 5 | 37 | 7 | 3 | 3 | 47 | 63 | 7 | 6 | .407 | .358 | .765 | 15 |
| 2005 | Frederick | .294 | 112 | 445 | 63 | 131 | 30 | 6 | 6 | 41 | 14 | 1 | 2 | 36 | 82 | 8 | 4 | .429 | .349 | .778 | 13 |
| 2006 | Daytona | .246 | 97 | 321 | 45 | 79 | 15 | 1 | 1 | 25 | 7 | 3 | 7 | 31 | 53 | 7 | 4 | .308 | .323 | .632 | 10 |
| 2007 | Daytona | .261 | 78 | 249 | 36 | 65 | 13 | 3 | 1 | 26 | 15 | 2 | 6 | 28 | 44 | 4 | 1 | .349 | .347 | .697 | 10 |
| | Tennessee | .298 | 38 | 114 | 22 | 34 | 2 | 2 | 4 | 11 | 4 | 1 | 3 | 13 | 19 | 2 | 0 | .456 | .382 | .838 | 4 |
| 2008 | Tennessee | .299 | 115 | 384 | 71 | 115 | 22 | 5 | 7 | 51 | 19 | 6 | 6 | 58 | 72 | 6 | 5 | .438 | .394 | .832 | 11 |
| | Iowa | .278 | 5 | 18 | 5 | 5 | 1 | 0 | 0 | 1 | 0 | 0 | 0 | 3 | 0 | 1 | 0 | .333 | .381 | .714 | 0 |
| 2009 | Iowa | .253 | 128 | 368 | 48 | 93 | 20 | 4 | 2 | 37 | 4 | 2 | 2 | 35 | 43 | 6 | 5 | .345 | .319 | .665 | 12 |
| 2010 | Portland | .272 | 136 | 514 | 104 | 140 | 30 | 4 | 20 | 82 | 1 | 10 | 11 | 84 | 93 | 13 | 1 | .463 | .380 | .843 | 13 |
| 2011 | Pawtucket | .248 | 96 | 315 | 49 | 78 | 19 | 2 | 8 | 45 | 3 | 5 | 6 | 49 | 69 | 13 | 1 | .397 | .355 | .751 | 7 |
| | Boston | .000 | 3 | 4 | 0 | 0 | 0 | 0 | 0 | 0 | 0 | 0 | 0 | 0 | 1 | 0 | 0 | .000 | .000 | .000 | 0 |
| 2012 | Pawtucket | .240 | 108 | 346 | 46 | 83 | 16 | 4 | 10 | 38 | 3 | 0 | 3 | 43 | 86 | 3 | 2 | .396 | .329 | .725 | 7 |
| | Boston | .000 | 4 | 4 | 0 | 0 | 0 | 0 | 0 | 0 | 0 | 0 | 0 | 0 | 3 | 0 | 0 | .000 | .000 | .000 | 0 |
| Minor Lge. Totals | | .270 | 1066 | 3625 | 577 | 977 | 187 | 47 | 65 | 413 | 81 | 35 | 54 | 467 | 656 | 88 | 34 | .401 | .358 | .759 | 116 |
| CLEVELAND TOTALS | | -- | -- | -- | -- | -- | -- | -- | -- | -- | -- | -- | -- | -- | -- | -- | -- | -- | -- | -- | -- |
| American League | | .000 | 7 | 8 | 0 | 0 | 0 | 0 | 0 | 0 | 0 | 0 | 0 | 0 | 4 | 0 | 0 | .000 | .000 | .000 | 0 |
| National League | | -- | -- | -- | -- | -- | -- | -- | -- | -- | -- | -- | -- | -- | -- | -- | -- | -- | -- | -- | -- |
| M.L. TOTALS | | .000 | 7 | 8 | 0 | 0 | 0 | 0 | 0 | 0 | 0 | 0 | 0 | 0 | 4 | 0 | 0 | .000 | .000 | .000 | 0 |

CAREER TRANSACTIONS

- 2003 Selected by the Baltimore Orioles in the 5th round of the June draft. Signed 6/10.
- 2006 Traded by Baltimore with Carlos Perez to the Chicago Cubs for Corey Patterson, 1/9.
- 2009 Granted Free Agency, 11/9.
- 2009 Signed as a Free Agent with the Boston Red Sox, 12/11.
- 2012 Granted Free Agency, 10/4.
- 2012 Signed as a Free Agent with the Cleveland Indians, 11/26.

FIELDING BY POSITION

| PCT | G | PO | 2012 | | | | PCT | G | CAREER | | | | | |
|--------------|----------|----------|----------|----------|----------|----------|---------------|--------------|----------|----------|----------|----------|----------|----------|
| | | | A | E | TC | DP | | | PO | A | E | TC | DP | |
| 1.000 | 1 | 0 | 1 | 0 | 1 | 0 | Second Base | 1.000 | 2 | 0 | 1 | 0 | 1 | 0 |
| 1.000 | 1 | 1 | 1 | 0 | 2 | 0 | Third Base | 1.000 | 1 | 1 | 1 | 0 | 2 | 0 |
| -- | 2 | 0 | 0 | 0 | 0 | 0 | Left Field | 1.000 | 3 | 1 | 0 | 0 | 1 | 0 |
| 1.000 | 4 | 1 | 2 | 0 | 3 | 0 | Totals | 1.000 | 6 | 2 | 2 | 0 | 4 | 0 |

2012 Season Highlights

- ◆ Spent the season in Pawtucket, his third straight season in the Red Sox organization and also appeared in 4 games with the Red Sox in April...Was with the Sox from April 15-21 after an injury to Jacoby Ellsbury and appeared in 2 games in left field and 1 game at both second and third base...Was 0-for-3 as a pinch-hitter...At Pawtucket he appeared in 5 games at first base, 62 games at third, 35 games at second, 1 game at short and 3 games in the outfield...Did not hit above .265 in any month of the season...Hit .281 (34-121) in the second half with 4 2B, 3 3B, 4HR & 14 RBI in 38 games (.832).

Pro Career

- ◆ **2011** Made his Major League debut in 2011, appearing in 3 games with Boston in September...Previously played in the Orioles (2003-05) and Cubs (2006-2009) systems...Was selected to Boston on 9/5...Went 0-for-4 in 3 games with the Red Sox before being designated for assignment on 9/13...Made his Major League debut in Boston's 14-0 win on 9/6 at TOR...Entered as a defensive replacement in left field and went 0-for-2 at the plate...Spent most of the season with Triple-A Pawtucket, hitting .248 (78-for-315) with 19 doubles, 2 triples, 8HR and 45 RBI in 96 games...With the PawSox, appeared in 37 games at 2nd base, 23 in right field, 16 at 3rd base, 13 in left field, 4 at shortstop and 1 at 1st base, posting a combined .976 fielding percentage (7 E/288 TC). ..Had stints on the disabled list from 5/13-26 (injured left index finger) and 6/29-7/8 (sprained left shoulder).
- ◆ **2010** Spent his 1st season in the Red Sox organization with Double-A Portland...Topped all Double-A players and led the Red Sox farm system with 104 runs scored and 84 walks...Ranked 7th among all minor leaguers in runs scored,... Also ranked among Boston minor leaguers in hits (2nd, 140), total bases (2nd, 238), homers (3rd, 20), extra-base hits (3rd, 54) and RBI (4th, 82)...Ranked among Eastern League leaders in sacrifice flies (T-1st, 10) and total bases (4th)... Also set a franchise record for homers by a second baseman...His 20 homers nearly tripled his previous career high of 7 in 2008...Also set career bests while leading the Sea Dogs in games (136), at-bats (514), runs, hits, walks and total bases...Represented the Sea Dogs in the Eastern League All-Star Game...Failed to reach in back-to-back contests only once all year, 8/20-8/21 vs. Trenton...Homed in 3 consecutive at-bats from 8/22-23, including a pair of homers and a career-high 6 RBI on 8/23 at Harrisburg...Rated as having the best strike zone judgment in the Eastern League in *Baseball America's* 2011 Best Tools Survey.
- ◆ **2009** Led Cubs Iowa club with 128 games played in his 1st full season at the Triple-A level...Made his 1st pro pitching appearance, 7/24 at Albuquerque (2 R/1.0 IP)...Went 0-for-1 in 1 playoff game.
- ◆ **2008** Spent most of the year with the Cubs Double-A Tennessee affiliate...Played his last 5 games with Triple-A Iowa after a 8/28 promotion...Set a career high with a combined .299 clip (120-for-402)...Led Double-A leagues with 19 sacrifice hits, 3rd among all minor leaguers...Named to the mid-season Southern League All-Star Team and earned the SL's Best Hustler award...After the season, hit .349 (29-for-83) in 23 games for Mesa of the Arizona Fall League.
- ◆ **2007** Combined to hit .273 (99-for-363) with 5 homers and 37 RBI between High-A Daytona and Double-A Tennessee... Tied for the Florida State League lead with 15 sacrifice hits with Daytona and ranked 2nd in the minors with 19 sac hits overall...Promoted to Tennessee on 7/17...Went 0-for-7 in 4 playoff games for the Smokies.
- ◆ **2005** Played the entire season with High-A Frederick, earning a spot on the Carolina League All-Star Team...Led the circuit with 14 sacrifice hits and ranked among CL leaders in batting (9th, .294) and triples (T-3rd, 6)...Led CL second basemen with 105 games and a .981 fielding percentage (10 E/513 TC).
- ◆ **2004** Named a South Atlantic League All-Star with Single-A Delmarva in his 1st full season...Hit .275 (102-for-371) with 5 homers and 37 RBI while leading the SAL with 11 triples.
- ◆ **2003** Made his pro debut with the Rookie-level Gulf Coast League Orioles...Topped the GCL with 40 walks...Also ranked among GCL leaders in on-base percentage (2nd, .427), stolen bases (4th, 18), runs (5th, 28) and triples (5th, 5).

Personal/Miscellaneous

- ◆ Full name **NATHANIEL JOSEPH SPEARS**...Married, Amy...Graduated from Charlotte (FL) High School in 2003... Enjoys fishing and golfing in his spare time...Grew up a big fan of the Big Red Machine in Cincinnati.



Drew Stubbs

11

Age: 28, born October 4, 1984 in Atlanta, TX

Resides: Austin, TX

Position: Outfielder

Bats: R

Throws: R

Height: 6-4

Weight: 205

ML Service: 3 + 047

Contract Status: Signed thru 2013

Acquired: December 11, 2012; Acquired from Cincinnati in 3-team trade that sent OF Shin-Soo Choo, INF Jason Donald & cash from Cleveland to Cincinnati...Indians also acquired RHP Matt Albers, RHP Trevor Bauer & RHP Bryan Shaw from Arizona in exchange for 1B Lars Anderson, LHP Tony Sipp (from Indians) and INF Didi Gregorius (from Reds).

| YEAR | CLUB | AVG | G | AB | R | H | 2B | 3B | HR | RBI | SH | SF | HB | BB | SO | SB | CS | SLG | OBP | OPS | E |
|--------------------------|-------------|-------------|------------|-------------|------------|------------|-----------|-----------|-----------|------------|-----------|----------|-----------|------------|------------|------------|-----------|-------------|-------------|-------------|-----------|
| 2006 | Billings | .252 | 56 | 210 | 39 | 53 | 7 | 3 | 6 | 24 | 2 | 1 | 7 | 32 | 64 | 19 | 4 | .400 | .368 | .768 | 2 |
| 2007 | Dayton | .270 | 129 | 497 | 93 | 134 | 29 | 5 | 12 | 43 | 1 | 2 | 6 | 69 | 142 | 23 | 15 | .421 | .364 | .785 | 5 |
| 2008 | Sarasota | .261 | 86 | 303 | 49 | 79 | 21 | 4 | 5 | 38 | 0 | 3 | 2 | 50 | 82 | 27 | 8 | .406 | .366 | .772 | 6 |
| | Chattanooga | .315 | 26 | 92 | 12 | 29 | 8 | 0 | 0 | 9 | 1 | 0 | 2 | 11 | 21 | 3 | 1 | .402 | .400 | .802 | 0 |
| 2009 | Louisville | .293 | 19 | 75 | 14 | 22 | 4 | 2 | 2 | 10 | 2 | 0 | 1 | 6 | 20 | 3 | 0 | .480 | .354 | .834 | 1 |
| | Louisville | .268 | 107 | 411 | 57 | 110 | 25 | 2 | 3 | 39 | 4 | 2 | 4 | 51 | 104 | 46 | 8 | .360 | .353 | .713 | 2 |
| 2010 | Cincinnati | .267 | 42 | 180 | 27 | 48 | 5 | 1 | 8 | 17 | 1 | 0 | 0 | 15 | 49 | 10 | 4 | .439 | .323 | .762 | 0 |
| | Cincinnati | .255 | 150 | 514 | 91 | 131 | 19 | 6 | 22 | 77 | 3 | 6 | 5 | 55 | 168 | 30 | 6 | .444 | .329 | .773 | 5 |
| 2011 | Cincinnati | .243 | 158 | 604 | 92 | 147 | 22 | 3 | 15 | 44 | 6 | 1 | 7 | 63 | 205 | 40 | 10 | .364 | .321 | .686 | 3 |
| 2012 | Cincinnati | .213 | 136 | 493 | 75 | 105 | 13 | 2 | 14 | 40 | 6 | 1 | 2 | 42 | 166 | 30 | 7 | .333 | .277 | .610 | 5 |
| | Dayton | .100 | 3 | 10 | 0 | 1 | 0 | 0 | 0 | 1 | 0 | 0 | 0 | 1 | 2 | 0 | 0 | .100 | .182 | .282 | 0 |
| Minor Lge. Totals | | .268 | 426 | 1598 | 264 | 428 | 94 | 16 | 28 | 164 | 10 | 8 | 22 | 220 | 435 | 121 | 36 | .399 | .363 | .762 | 16 |
| CLEVELAND TOTALS | | -- | -- | -- | -- | -- | -- | -- | -- | -- | -- | -- | -- | -- | -- | -- | -- | -- | -- | -- | -- |
| American League | | -- | -- | -- | -- | -- | -- | -- | -- | -- | -- | -- | -- | -- | -- | -- | -- | -- | -- | -- | -- |
| National League | | .241 | 486 | 1791 | 285 | 431 | 59 | 12 | 59 | 178 | 16 | 8 | 14 | 175 | 588 | 110 | 27 | .386 | .312 | .698 | 13 |
| M.L. TOTALS | | .241 | 486 | 1791 | 285 | 431 | 59 | 12 | 59 | 178 | 16 | 8 | 14 | 175 | 588 | 110 | 27 | .386 | .312 | .698 | 13 |

CAREER TRANSACTIONS

- 2003 Selected by Houston in the 3rd round of the June draft, did not sign.
- 2006 Selected by the Cincinnati Reds in the 1st round (8th pick) of June draft, signed on 6/14.
- 2012 DL - strained left oblique, 6/6-25...rehab at A Dayton, 6/22-25.
- 2012 Acquired from Cincinnati in three-team trade that sent OF Shin-Soo Choo, INF Jason Donald and cash from Cleveland to Cincinnati...Indians also acquired RHP Matt Albers, RHP Trevor Bauer and RHP Bryan Shaw from Arizona in exchange for 1B Lars Anderson, LHP Tony Sipp (from Indians) and INF Didi Gregorius (from Reds)

FIELDING BY POSITION

| PCT | G | PO | 2012 | | | | TC | DP | PCT | G | PO | CAREER | | | | TC | DP |
|------|-----|-----|------|---|-----|---|--------------|------|-----|------|----|--------|------|---|--|----|----|
| | | | A | E | A | E | | | | | | A | E | | | | |
| .982 | 135 | 272 | 5 | 5 | 282 | 1 | Center Field | .989 | 481 | 1129 | 24 | 13 | 1166 | 5 | | | |

DIVISION SERIES RECORD

| YEAR | CLUB | AVG | G | AB | R | H | 2B | 3B | HR | RBI | SH | SF | HBP | BB | SO | SB | CS | E |
|---------------|------------|-------------|----------|-----------|----------|----------|----------|----------|----------|----------|----------|----------|----------|----------|----------|----------|----------|----------|
| 2010 | Cincinnati | .111 | 3 | 9 | 0 | 1 | 0 | 0 | 0 | 0 | 0 | 0 | 0 | 2 | 4 | 0 | 0 | 0 |
| 2012 | Cincinnati | .211 | 5 | 19 | 4 | 4 | 1 | 1 | 0 | 1 | 0 | 0 | 0 | 3 | 0 | 0 | 0 | 0 |
| TOTALS | | .179 | 8 | 28 | 4 | 5 | 1 | 1 | 0 | 1 | 0 | 0 | 0 | 2 | 7 | 0 | 0 | 0 |

2012 Season Highlights

- ◆ Was a finalist for the Rawlings Gold Glove Award and was voted by National League managers the third-best defensive outfielder in the NL...The Reds went 47-7 when he scored a run...Produced his third straight 30-steal season...Led the club and ranked T9th in the National League in stolen bases...From 7/23-7/29 won his first NL Player of the Week Award (along w/ Mil's Carlos Gomez)...Homered 3 straight games, July 28-30 (for first time in his career), and hit 4HR in 6G, July 24-30 (11RBI).
- ◆ Was on the 15-day DL from June 6-25 with a strained left oblique (only career DL stint)...Suffered the injury while swinging at a pitch on 6/5 vs Pittsburgh and missed 8 games before he went on the DL...Third career multi-HR game on May 21 vs. Atlanta (2-3, 2HR)...Hit .283 (39-138) off LHP with 7HR & 17RBI (.788OPS)...Did not hit above .242 in any month of the season...Hit last HR on August 5...Hit safely in 4 of the 5 Division Series games vs the Giants.

Pro Career

- ◆ **2011** Ranked among the National League leaders in games (T9th) and stolen bases (T2nd)...Was the hardest player in the NL to double up (2GIDP, 604AB)...Became the first Reds player with 40 stolen bases in a season since Deion Sanders had 56 in 1997 and the first with 30 steals in consecutive seasons since Ryan Freel did it 3 straight years from 2004-06 (37, 36, 37)...Fell 8 runs short in his attempt to become the fifth Reds player since 1900 with 40 stolen bases and 100 runs in a season (Bob Bescher twice, Bobby Tolan, Joe Morgan 6 times, Eric Davis most recently in 1987)...Established career highs in games, atbats, runs, hits, doubles, walks, strikeouts and stolen bases...His inside-the-park HR off Jo-Jo Reyes on 6/17 vs Toronto was the first of his career and the first by a Reds batter at Great American Ball Park.
- ◆ **2010** Became only the ninth player in Reds history to produce at least 20 homers and 30 steals in a season...Was accomplished for the 14th time...The others were Brandon Phillips (2007), Aaron Boone (2002), Mike Cameron (1999), Barry Larkin (1996), Reggie Sanders (1995), Eric Davis (1988, 1987, 1986), Joe Morgan (1977, 1976, 1974, 1973) and Vada Pinson (1960)...Was the only National League center fielder and 1 of only 2 Major League center fielders to hit at least 20 homers with at least 30 stolen bases (CWS Alex Rios)...Led the team and ranked T7th in the National League with 30 stolen bases...Also led team with 6 triples, 135 starts in CF and 83 starts batting seventh in the order...In his last 24G of the season hit .350 (28-80, 7hr, 18rbi) while the Reds battled for the division title...In the eighth inning of the 5-4 win on 4/9 vs Chi erased a 3-1 deficit with his first career grand slam (off Esmailin Caridad)...On 7/4 at Chi became only the 25th player in Reds history to hit 3 homers in a game (30th time) and produced a career-best 5RBI...His 12 total bases in that game were the most by a Reds batter all season, tying Jay Bruce's effort on 8/27 vs CHC.
- ◆ **2009** Was 1 of 8 Reds players to make his Major League debut...Was promoted on 8/19, when Willy Taveras was disabled, and finished the season as the club's starting center fielder...After he was promoted led the Reds in HR (8) and stolen bases (10) while ranking second in total bases (79) and runs scored (27), third in hits (48) and T4th in RBI (17)...Among all National League rookies ranked T5th in both steals and outfield assists (4)...The Reds went 28-16 after he was promoted...In September led the Reds in home runs (5) and stolen bases (7)...Ranked third on the club with 12 infield hits (Willy Taveras 28, Brandon Phillips 17)...Hit a team-high 3 leadoff HR and the Reds' only walkoff homer of the season...On 8/19 vs SF doubled off Barry Zito for his first career hit in his third plate appearance...In the 10th inning of the 2-1 win vs SF on 8/20 hit his first career home run, a solo walkoff shot off Bobby Howry...At Louisville tied for the International League lead with 46 stolen bases...Was an IL mid-season All-Star.
- ◆ **2008** In 131 apps at 3 different minor league levels combined to hit .277 with 7HR, 57RBI and 33 stolen bases...Led all Reds minor leaguers in steals...Began the season with Class A Sarasota, where he ranked fifth in the Florida State League with 27 stolen bases...Received the Star of Stars Award as MVP of the FSL All-Star Game (1-3, 2-run HR)...Promoted to Chattanooga on 7/9...Was promoted to Louisville on 8/12...Played winter ball for Peoria in the prestigious Arizona Fall League...Played in the AFL's Rising Star Showcase game.
- ◆ **2007** At Class A Dayton led the Midwest League with 93 runs scored...Played in the Midwest League All-Star Game (0-3).

STUBBS' FAVORITES


- Favorite Movie:** The Sting
- Favorite TV Show:** Madmen
- Favorite Athlete:** Michael Jordan
- Favorite Team Growing Up:** Dallas Cowboys
- Person Who Has Most Influenced You:**
Dad (Rick)
- Favorite Road City:** San Diego
- Favorite Road Ballpark:** Busch Stadium
- Favorite School Subject:** Math
- Favorite Vacation Spot:** Bahamas

Personal/Miscellaneous

Full name **ROBERT ANDREW STUBBS**...Single...2003 graduate from Atlanta (TX) High School, where he was a high school All-America selection...Was a 3-time All-American in baseball and 2-time academic All-American at the University of Texas, where he majored in business...Led UT to the 2005 College World Series title...In 2006 shared Longhorns Co-Most Valuable Player honors...Following that 2006 season was first team All-America, Big 12 Co-Player of the Year and 1 of 5 finalists for the Golden Spikes Award...In 2004 hit a game-winning, 2-run triple in the FISU II World University Baseball Championship game in Taiwan, earning Team USA the gold medal...2013 TribeFest participant.

STUBBS' CAREER GAME HIGHS

HITS: 4, July 31, 2011 vs SFG; **RUNS:** 3, 9x; **DOUBLES:** 2, 2x; **HR:** 3, July 4, 2010 at Chicago-NL; **2HR-games:** 2, last May 21, 2012 vs. Atlanta; **WALK-OFF HR:** 2, last July 24, 2011 vs. Atlanta off Scott Linebrink; **PH HR:** n/a; **RBI:** 5, July 4, 2010 at Chicago-NL; **SB:** 2, 14x; **BB:** 3, June 11, 2011 at SFG; **HITTING STREAK:** 8 games, two times, last Sept 24-Oct 3, 2010; **GRAND SLAMS:** 1, April 10, 2011 vs. Chicago-NL off Esmailin Caridad; **CONSECUTIVE GAMES w/a HR:** 3, July 28-30, 2012; **INSIDE-THE-PARK HR:** June 17, 2011 vs. Toronto off Jo-Jo Reyes; **LEAD-OFF HR:** 5, last June 5, 2011 vs. LA Dodgers.



Nick Swisher

33

Age: 32, born November 25, 1980 in Columbus, OH

Resides: Tampa, FL

Position: Outfielder

Bats: S

Throws: L

Height: 6-0

Weight: 200

ML Service: 8 + 031

Contract Status: Signed thru 2016 with a vesting option for 2017

Acquired: January 3, 2013; Signed by Cleveland to a Major League Free Agent contract.

| YEAR | CLUB | AVG | G | AB | R | H | 2B | 3B | HR | RBI | SH | SF | HB | BB | SO | SB | CS | SLG | OBP | OPS | E |
|--------------------------|-------------|------|------|------|-----|------|-----|----|-----|-----|----|----|----|-----|------|----|----|------|------|------|----|
| 2002 | Visalia | .240 | 49 | 183 | 22 | 44 | 13 | 2 | 4 | 23 | 2 | 1 | 2 | 26 | 48 | 3 | 1 | .399 | .340 | .739 | 4 |
| | Vancouver | .250 | 13 | 44 | 10 | 11 | 3 | 0 | 2 | 12 | 0 | 1 | 2 | 13 | 11 | 3 | 0 | .455 | .433 | .888 | 0 |
| 2003 | Midland | .230 | 76 | 287 | 36 | 66 | 24 | 2 | 5 | 43 | 0 | 6 | 6 | 37 | 76 | 0 | 1 | .380 | .324 | .704 | 5 |
| | Modesto | .296 | 51 | 189 | 38 | 56 | 14 | 2 | 10 | 43 | 0 | 5 | 2 | 41 | 49 | 0 | 2 | .550 | .418 | .968 | 4 |
| 2004 | Sacramento | .269 | 125 | 443 | 109 | 119 | 28 | 2 | 29 | 92 | 0 | 5 | 3 | 103 | 109 | 3 | 3 | .537 | .406 | .943 | 7 |
| | Oakland | .250 | 20 | 60 | 11 | 15 | 4 | 0 | 2 | 8 | 0 | 1 | 2 | 8 | 11 | 0 | 0 | .417 | .352 | .769 | 3 |
| 2005 | Oakland | .236 | 131 | 462 | 66 | 109 | 32 | 1 | 21 | 74 | 0 | 1 | 4 | 55 | 110 | 0 | 1 | .446 | .322 | .768 | 2 |
| | Sacramento | .391 | 6 | 23 | 4 | 9 | 3 | 0 | 0 | 1 | 0 | 0 | 1 | 2 | 7 | 0 | 1 | .522 | .462 | .983 | 0 |
| 2006 | Oakland | .254 | 157 | 556 | 106 | 141 | 24 | 2 | 35 | 95 | 2 | 6 | 11 | 97 | 152 | 1 | 2 | .493 | .372 | .864 | 8 |
| 2007 | Oakland | .262 | 150 | 539 | 84 | 141 | 36 | 1 | 22 | 78 | 1 | 9 | 10 | 100 | 131 | 3 | 2 | .455 | .381 | .836 | 5 |
| 2008 | Chicago-AL | .219 | 153 | 497 | 86 | 109 | 21 | 1 | 24 | 69 | 1 | 4 | 4 | 82 | 135 | 3 | 3 | .410 | .332 | .743 | 7 |
| 2009 | New York-AL | .249 | 150 | 498 | 84 | 124 | 35 | 1 | 29 | 82 | 3 | 6 | 3 | 97 | 126 | 0 | 0 | .498 | .371 | .869 | 6 |
| 2010 | New York-AL | .288 | 150 | 566 | 91 | 163 | 33 | 3 | 29 | 89 | 3 | 2 | 6 | 58 | 139 | 1 | 2 | .511 | .359 | .870 | 4 |
| 2011 | New York-AL | .260 | 150 | 526 | 81 | 137 | 30 | 0 | 23 | 85 | 1 | 8 | 5 | 95 | 125 | 2 | 2 | .449 | .374 | .822 | 1 |
| 2012 | New York-AL | .272 | 148 | 537 | 75 | 146 | 36 | 0 | 24 | 93 | 1 | 5 | 4 | 77 | 141 | 2 | 3 | .473 | .364 | .837 | 6 |
| Minor Lge. Totals | | .261 | 320 | 1169 | 219 | 305 | 85 | 8 | 50 | 214 | 2 | 18 | 16 | 222 | 300 | 9 | 8 | .476 | .381 | .857 | 20 |
| CLEVELAND TOTALS | | -- | -- | -- | -- | -- | -- | -- | -- | -- | -- | -- | -- | -- | -- | -- | -- | -- | -- | -- | -- |
| American League | | .256 | 1209 | 4241 | 684 | 1085 | 251 | 9 | 209 | 673 | 12 | 42 | 49 | 669 | 1070 | 12 | 15 | .467 | .360 | .828 | 42 |
| National League | | -- | -- | -- | -- | -- | -- | -- | -- | -- | -- | -- | -- | -- | -- | -- | -- | -- | -- | -- | -- |
| M.L. TOTALS | | .256 | 1209 | 4241 | 684 | 1085 | 251 | 9 | 209 | 673 | 12 | 42 | 49 | 669 | 1070 | 12 | 15 | .467 | .360 | .828 | 42 |

CAREER TRANSACTIONS

2002 Selected by the Oakland Athletics in the 1st round (16th overall) of the June draft. Signed on 6/14.

2005 DL- right shoulder sprain, 5/2-25. Rehab at AAA Sacramento, 5/19-25.

2008 Traded by the Oakland A's to the Chicago White Sox for Fautino De Los Santos, Gio Gonzalez & Ryan Sweeney, 1/3.

2008 Traded by the Chicago White Sox with Kanekoa Texeira to the New York Yankees for Wilson Betemit, Jeff Marquez and Jhonny Nunez, 11/13.

2012 Granted Free Agency, 10/29.

2013 Signed as a Major League Free Agent by Cleveland, 1/3.

FIELDING BY POSITION

| PCT | G | PO | 2012 | | | | TC | DP | | PCT | G | PO | CAREER | | | |
|------|-----|-----|------|---|-----|----|----|---------------|------|------|------|-----|--------|------|-----|----|
| | | | A | E | TC | DP | | | | | | | A | E | TC | DP |
| .989 | 41 | 255 | 18 | 3 | 276 | 23 | | First Base | .994 | 307 | 2024 | 136 | 14 | 2174 | 188 | |
| .986 | 109 | 214 | 4 | 3 | 221 | 0 | | Outfield | .985 | 937 | 1835 | 42 | 28 | 1905 | 8 | |
| - | - | - | - | - | - | - | | Pitcher | - | 1 | - | - | - | - | - | |
| .988 | 150 | 469 | 22 | 6 | 497 | 23 | | Totals | .990 | 1245 | 3859 | 178 | 42 | 4079 | 196 | |

ALL-STAR GAME RECORD

| YEAR | CLUB | AVG | G | AB | R | H | 2B | 3B | HR | SH | SF | HBP | BB | SO | SB | CS | E |
|------|-------------|------|---|----|---|---|----|----|----|----|----|-----|----|----|----|----|---|
| 2010 | New York-AL | .000 | 1 | 1 | 0 | 0 | 0 | 0 | 0 | 0 | 0 | 0 | 0 | 0 | 0 | 0 | 0 |

POSTSEASON RECORD

| YEAR | CLUB | AVG | G | AB | R | H | 2B | 3B | HR | RBI | SH | SF | HBP | BB | SO | SB | CS | E |
|---------------|---------------|-------------|-----------|------------|-----------|-----------|----------|----------|----------|----------|----------|----------|----------|-----------|-----------|----------|----------|----------|
| 2006 | OAK(ALDSvMIN) | .300 | 3 | 10 | 3 | 3 | 2 | 0 | 0 | 1 | 0 | 0 | 0 | 2 | 2 | 0 | 0 | 0 |
| | OAK(ALCSvDET) | .100 | 4 | 10 | 0 | 1 | 0 | 0 | 0 | 0 | 0 | 0 | 0 | 5 | 5 | 0 | 0 | 0 |
| 2008 | CWS(ALDSvTB) | .250 | 3 | 4 | 1 | 1 | 0 | 0 | 0 | 0 | 0 | 0 | 0 | 2 | 1 | 0 | 0 | 0 |
| | NYY(ALDSvMIN) | .083 | 3 | 12 | 0 | 1 | 1 | 0 | 0 | 1 | 0 | 0 | 0 | 0 | 4 | 0 | 0 | 0 |
| 2009 | NYY(ALCSvLAA) | .150 | 6 | 20 | 2 | 3 | 0 | 0 | 0 | 1 | 0 | 1 | 3 | 7 | 0 | 0 | 0 | 0 |
| | NYY(WSvPHI) | .133 | 5 | 15 | 3 | 2 | 1 | 0 | 1 | 1 | 0 | 0 | 0 | 4 | 4 | 0 | 0 | 0 |
| | NYY(ALDSvMIN) | .333 | 3 | 12 | 3 | 4 | 2 | 0 | 1 | 1 | 0 | 0 | 0 | 1 | 1 | 0 | 0 | 0 |
| 2010 | NYY(ALCSvTEX) | .091 | 6 | 22 | 3 | 2 | 1 | 0 | 1 | 1 | 0 | 0 | 0 | 3 | 7 | 0 | 0 | 0 |
| | NYY(ALDSvDET) | .211 | 5 | 19 | 1 | 4 | 0 | 0 | 1 | 1 | 0 | 0 | 0 | 1 | 5 | 0 | 0 | 0 |
| 2012 | NYY(ALDSvBAL) | .111 | 5 | 18 | 0 | 2 | 0 | 0 | 0 | 1 | 0 | 1 | 0 | 2 | 5 | 0 | 0 | 0 |
| | NYY(ALCSvDET) | .250 | 3 | 12 | 0 | 3 | 2 | 0 | 0 | 1 | 0 | 0 | 0 | 1 | 5 | 0 | 0 | 0 |
| TOTALS | | .169 | 46 | 154 | 16 | 26 | 9 | 0 | 4 | 8 | 1 | 1 | 1 | 24 | 46 | 0 | 0 | 0 |

Career Highlights

- ◆ Is one of just three American Leaguers to hit at least 20HR in each of the last eight seasons (2005-12), joining Paul Konerko and David Ortiz....His 186HR since 2006 are the second-most among Major League switch-hitters over the last five years, trailing only former teammate Mark Teixeira (231)...His 606 walks are 4th most in all of Major League Baseball since 2006....Has finished in the top 10 in the AL in walks six times in his career.
- ◆ Has homered from both sides of the plate 12 times in his career... According to **SABR's** David Vincent, he trails only Teixeira (13) for the most such games all time in Major League history...Was the only player to hit 15 or more home runs with three different franchises from 2007-09 (22 w/ Oakland in 2007, 24 w/ Chicago-AL in 2008 and 29 w/ the Yankees in 2009)...According to **Elias**, the only other player to cap such a three-year streak with the Yankees was Reggie Jackson (1975-77).

MOST MLB HOME RUNS, SWITCH-HITTERS, 2006-12

| | | |
|----|---------------------|------------|
| 1 | Mark Teixeira | 231 |
| 2. | Nick Swisher | 186 |
| 3 | Lance Berkman | 180 |
| 4. | Carlos Beltran | 172 |

2012 Season Highlights

- ◆ Hit .272 (146-for-537) with 75 runs scored, 36 doubles, 24HR, 93RBI and 77 walks in 148 games (107 starts in RF and 27 starts at 1B) with the Yankees in 2012...Among all Major League switch-hitters, ranked third in RBI (first in the AL), tied for fourth in home runs (second in AL) and finished fifth with a .364 on-base pct... Finished 17th overall in the American League in on-base pct (.364), 15th in doubles (36) and 8th in walks (77)...Finished 13th in the AL in RBI and 18th with 227 times on base and 19th in OPS (.837).
- ◆ Posted a .301 (44-146) batting average with 11HR and 74RBI with runners in scoring position and a .303 (20-for-66) average with 5HR and 29RBI with RISP and 2 outs...71 of his 93RBI came while batting left-handed...Hit his fifth career grand slam on April 21 win at Boston, establishing a career-high with 6RBI.
- ◆ Recorded his 1,000th career hit with a 7th inning double on June 23 at the NY Mets...Hit his 200th career home run—a grand slam—in August 13er win vs. Texas...Was also his sixth career grand slam...Hit two solo HRs in August 17 win vs. Boston...Was his 19th career multi-HR game (2nd of 2012) and was his 12th career game while homering from both sides of the plate...Hit game-winning, two-run HR—his 100th home run as a Yankee—in August 24 win at Cleveland.
- ◆ Hit .367 (29-79) from Sept 11 thru the rest of the season...Hit his seventh career grand slam—and third of the season—Sept 20 vs. Toronto...Batted .407 (24-for-59) with 11R, 3 doubles, 4HR, 15RBI and 14 walks in 16 games from 9/19 through the end of the season...Had a higher OPS (.841 to .834) on the road and more home runs (13 to 11) away from Yankee Stadium in 2012... Was tied for 5th among AL batters with 4.26 pitches per plate appearance last season. The Indians as a team ranked 5th among 15 teams in the AL last season with 3.88 pitches per plate appearance.

MOST MLB WALKS, 2006-12

| | | |
|----|---------------------|------------|
| 1. | Adam Dunn | 708 |
| 2 | Prince Fielder | 649 |
| 3 | Albert Pujols | 626 |
| 4. | Nick Swisher | 606 |
| 5 | David Ortiz | 590 |

Pro Career

- ◆ **2011** Hit .260 (137-for-526) with 81R, 30 doubles, 23HR, 85RBI and 95BB in 150 games with the Yankees...Batted .327 (52-for-159, 6HR) vs. LHP, compared to a .232 (85-367, 17HR) mark vs. RHP...Batted in each spot in the starting lineup from Nos. 1-8...Had nine outfield assists, one shy of his career high set in 2010 (10)...Hit .326 (28-for-86) with 15R, 7 doubles, 7HR, 23RBI and a .651SLG in 26 games in June...Entered the month batting .213.

◆ **2010** Hit .288 (163-566) with 91R, 33 doubles, 3 triples, 29HR and 89RBI in 150 games with the Yankees, setting career highs in batting average, at-bats, hits and triples...17 of his 29 homers tied the game or gave the Yankees the lead...Among Major League switch-hitters, ranked second in runs (91), home runs (29) and RBI (89), trailing only teammate Mark Teixeira in each...Hit .345 (88-for-255) with 15 doubles, 3 triples, 13HR, 73RBI and 29BB with runners on base, marking the 4th-best average in the AL...Won the 2010 All-Star Final Vote, earning the final spot on the AL's All-Star roster...With his dad, Steve, a 1976 NL All-Star for the Chicago Cubs, the Swishers became the 12th family to have both a father and son named to an MLB All-Star team...Batted .374 (34-for-91) with 7HR and 17RBI in May, marking his most hits in any calendar month of his career...Recorded his 15th career multi-HR game in 6/29 loss vs. Seattle, homering twice off LHP Cliff Lee.

MOST GAMES, HOME RUNS FROM BOTH SIDES OF PLATE, CAREER

| | |
|------------------------|-----------|
| 1. Mark Teixeira | 13 |
| 2. Nick Swisher | 12 |
| 3. Chili Davis | 11 |
| Eddie Murray | 11 |
| 5. Ken Caminiti | 10 |
| Tony Clark | 10 |
| Mickey Mantle | 10 |

◆ **2009** Hit .249 (124-for-498) with 84R, 35 doubles, 29HR and 82RBI in 150 games in his first season with the Yankees... Ranked 3rd among MLB switch-hitters in home runs, tied for third with 97BB and ranked sixth in RBI...Ranked second overall in the AL in walks, marking the most free passes by a Yankees switch-hitter since Jorge Posada in 2000 (107)... Ranked second in the AL and seventh in the Majors with 4.26 pitches per PA...Homered from both sides of the plate three times (4/29 at Detroit, 7/27 at Tampa Bay and 9/8 vs. Tampa Bay)...

According to the *Elías Sports Bureau*, his three sets of switch-hit homers tied his high for any season (also 2007) and tied the AL single-season mark, also shared by Tony Clark (1998 with Detroit) and teammate Mark Teixeira, who joined Swisher in accomplishing the feat in 2009...Started his first game of the season on 4/9 at Baltimore in the Yankees' first win of the season, going 3-for-5 with 2R, 1 double, 1HR and a career-high-tying 5RBI... According to *Elías*, became the first player with at least 4RBI in his first career start with the Yankees since Roger Maris on 4/19/60 at Boston (4-for-5, 2HR, 4RBI)... According to the *Elías Sports Bureau*, set a franchise record with nine extra-base hits (4 doubles, 1 triple, 4HR) in his first eight games with the Yankees, surpassing Roger Maris, who had seven in 1960... *Elías* also notes his 11RBI tied the franchise record for most RBI in a player's first eight games with the club, matching Maris in 1960 and Robin Ventura in 2002... Reached base safely in each of his first 17 games with the Yankees, becoming the first Yankee to accomplish the feat since Matty Alou reached in his first 19 games in 1973 (credit: *Elías*)...Pitched a scoreless eighth inning (1.0IP, 1H, 1BB, 1K) in 4/13 loss at Tampa Bay, becoming the Yankees' first position player to pitch in a game since Wade Boggs on 8/19/97 at Anaheim... Hit solo-HR in the second and "walk-off " solo-HR in the ninth in 9/8 win vs. Tampa Bay... Marked the eighth time in Baseball history a player homered from both sides of the plate in the same game with one of those home runs being a "walk-off".

MOST PITCHES PER PLATE APPEARANCE, ACTIVE PLAYERS (min. 3000PA)

| | |
|------------------------|-------------|
| 1. Jayson Werth | 4.44 |
| 2. Kevin Youkilis | 4.30 |
| 3. Bobby Abreu | 4.29 |
| 4. Adam Dunn | 4.27 |
| 5. Nick Johnson | 4.24 |
| 6. Jim Thome | 4.22 |
| 7. Nick Swisher | 4.20 |
| 8. Jose Bautista | 4.19 |
| 9. Mark Reynolds | 4.18 |
| 10. Jamey Carroll | 4.16 |

◆ **2008** Led all AL switch-hitters in HR and finished second in RBI to Texas' Milton Bradley...Led the AL with 4.51 pitches seen per plate appearance and tied for eighth with 82BB... Owned the third-lowest batting average among AL qualifiers, ahead of only Oakland's Daric Barton (.214) and Jack Hannahan (.216)... Walked in six consecutive plate appearances from 4/4-5 at Detroit, becoming the first player to walk six straight times since Ivan Rodriguez in 2003 and the first White Sox player to do so since Chet Lemon in 1980...Homered in a career-high four straight games from 8/18-22... Included was his 100th career home run on 8/20 vs. Seattle.

◆ **2007** Hit .262 (141-for-539) with 36 doubles, 22HR, 78RBI and 100BB in 150 games with Oakland (57 starts in CF, 46 in RF, 39 at 1B)...Set career highs in average, doubles, walks and on-base pct (.381)...Ranked 6th in the American League in walks, 7th in pitches per plate appearance (4.25) and 10th in strikeouts (131)...His 22HR ranked second among AL switch-hitters behind Cleveland's Victor Martinez (25) and tied for the 3rd-highest total in A's history for a switch-hitter... Served a three-game suspension from 9/18-21 after being ejected on 9/16 vs. Texas for charging the mound when he was hit by a Vicente Padilla pitch in his first at-bat...Marked his third straight game of being hit by a pitch (also 9/14 and 9/15 vs. Texas)... Also homered in each of those games.

◆ **2006** Batted .254 (141-for-556) with 106R, 35HR, 95RBI and 97BB in 157 games with Oakland...Led the team in games played, runs scored, walks, extra-base hits (61), total bases (254), intentional walks (seven)... Led all AL switch-hitters and ranked eighth in the AL in home runs... Ranked sixth in the AL in walks and eighth in runs scored... Became the first player in Oakland history to start at least 70 games at two different positions and was the first to do so in the Majors since Cleveland's Carlos Baerga in 1991...Started 63-of-88 games in LF before the All-Star break and 59-of-74 at 1B after the break...Reached base safely in 36 consecutive games from 4/7-5/19.

- ◆ **2005** Hit .236 (109-for-462) with 32 doubles, 21HR and 74RBI in 131 games with Oakland (115 starts in RF, 13 at 1B)...Finished sixth in the AL "Rookie of the Year" balloting after leading all Major League rookies in walks (55) and extra-base hits (62)...Among AL rookies, led in RBI, tied for the lead in HR, ranked third in doubles and total bases (206), fourth in runs (66) and slugging percentage (.446), fifth in multi-hit games (26) and sixth in hits...Was placed on the 15-day disabled list on 5/2 with a right AC joint sprain after running into the wall on a Jeremy Reed fly ball on 5/1 vs. Seattle...Reinstated from the D.L. on 5/25.
- ◆ **2004** Was recalled by the Athletics from Triple-A Sacramento on 9/3, making his Major League debut that day at Toronto and going 1-for-3 with 2R, 1 double and 2BB... Walked in his first plate appearance and doubled off Ted Lilly in the fourth inning for his first Major League hit...Hit his first career home run on 9/5 at Toronto off Sean Douglass... Started 13 of the A's first 14 games after his recall, replacing an injured Jermaine Dye...Began the season with Sacramento, batting .269 (119-443) with 109R, 29HR, 92RBI and 103BB in 125 games...Led all minor leaguers in walks and tied for fourth in runs scored... Led the PCL in walks and runs and ranked eighth in on-base percentage (.406).
- ◆ **2002** Was selected by the Athletics with Boston's first-round pick in 2002 as compensation for Johnny Damon.

SWISHER'S CAREER GAME HIGHS

HITS: 4, two times, last July 8, 2010 at Seattle; **RUNS:** 3, 18x; **DOUBLES:** 2, 17x; **HR:** 2, 19 times, last August 17, 2012 vs. Boston; **WALK-OFF HR:** 3, Sept 8, 2010 vs. Baltimore (Koji Uehara); **PH HR:** n/a; **RBI:** 6, April 21, 2012 at Boston; **SB:** 1, 12x; **BB:** 3, 22x; **HITTING STREAK:** 11 games, April 30-May 11, 2006; **GRAND SLAMS:** 7, last Sept 20, 2012 vs. Toronto (Brad Lincoln); **CONSECUTIVE GAMES w/a HR:** 4, August 18-22, 2008; **EXTRA INNING HR:** 4, April 11, 2012 at Baltimore (Kevin Gregg); **INSIDE-THE-PARK HR:** June 11, 2006 vs. NYY; **LEAD-OFF HR:** 1, April 6, 2008 vs. DET (Verlander); **EJECTIONS:** 2, last May 6, 2009.

Personal/Miscellaneous

Full name **NICHOLAS THOMAS SWISHER**...Married, JoAnna Garcia Swisher... Graduated from Parkersburg (WV) High School in 1999 where he also played football and basketball...Was a heavily recruited safety in football... Appeared as himself in an episode of the television show How I Met Your Mother in February 2010 and Better With You in 2011... Also appeared as himself in the television show The Game in 2007 and 2008...Father, Steve Swisher, hit .216 (305-1,414) in 509 Major League games with Chicago-NL (1974-77), St. Louis (1978-80) and San Diego (1981-82)... Was an NL All-Star catcher in 1976 with the Cubs...Steve was Chicago-AL's first round selection (21st overall) in the 1973 draft out of Ohio University...Managed in the Indians farm system from 1985-88, including Terry Francona at AAA Colorado Springs in 1988.

The Ohio State University


Had the baseball field at Ohio State dedicated in his honor in November 2011 (Nick Swisher Field at Bill Davis Stadium) after making a sizable donation to install an all-turf playing surface for the Buckeyes... Attended OSU from 2000-02 where he was named Big Ten "Freshman of the Year" in 2000, hitting .299 w/10HR and 48RBI...Was All-Big Ten at first base as a sophomore (.322, league-best 15HR and 56RBI)... Also earned All-Conference honors as an outfielder in 2002 when he batted .348 with 10HR and 52RBI... Finished Buckeye career tied for 4th in HR (35) in school history.

Charitable Endeavors

Established the Nick Swisher Foundation "Swish's Wishes" in 2007 to assist children with life-threatening illnesses and to help lift the spirits of kids going through difficult times"... Released a full-length, 12-song kids CD entitled Believe in 2011, w/a portion of the proceeds going to Swish's Wishes...The Swisher's hosted an event in 2011 entitled "Yankees Unite For Tornado Relief" with Erin & David Robertson, raising over \$100,000 for families affected by devastating tornados in Alabama...Nick and JoAnna visited troops in USO-sponsored trip to Germany and Afghanistan in November 2011...Wore a pair of limited-edition, military-inspired custom cleats by New Balance in 6/9/2012 vs. the NY Mets...The cleats were auctioned off following the game with proceeds benefitting the Special Operations Warrior Foundation...He is also an Ambassador to the Wounded Warriors Project...Has previously dyed his goatee pink on Mother's Day to raise awareness for breast cancer and blue on Father's Day to raise awareness for prostate cancer...Was the A's 2007 Roberto Clemente Award nominee ..

SWISHER'S FAVORITES

- Favorite Movie:** For the Love of the Game
- Favorite Music Artist:** Kenny Chesney
- Favorite TV Show:** Criminal Minds or Duck Dynasty
- Favorite Athlete:** Steve Swisher & Roberto Clemente
- Favorite Team Growing Up:** Chicago Cubs
- Person Who Has Most Influenced You:** Grandmother, Betty Lorraine Swisher
- Favorite Road City:** Los Angeles
- Favorite Road Ballpark:** Camden Yards
- Favorite School Subject:** Math



Josh Tomlin

43

Age: 28, born October 19, 1984 in Tyler, TX

Resides: Bullard, TX

Position: Pitcher

Bats: R

Throws: R

Height: 6-1

Weight: 190

ML Service: 2 + 069

Contract Status (options remaining): Signed thru 2013 (3)

Acquired: Selected by Cleveland in the 19th round (581st overall) in the 2006 First-Year Player Draft.

| YEAR | CLUB | W-L | ERA | G | GS | CG | SHO | SV | IP | H | R | ER | HR | HB | BB | SO | WP | BK | OPPONENTS | | |
|--------------------------|-----------------|--------------|-------------|------------|-----------|----------|----------|----------|--------------|------------|------------|------------|-----------|-----------|------------|------------|-----------|----------|-------------|-------------|-------------|
| | | | | | | | | | | | | | | | | | | | AVG | SLG | OBP |
| 2006 | Mahoning Valley | 8-2 | 2.09 | 15 | 15 | 0 | 0 | 0 | 77.1 | 56 | 24 | 18 | 5 | 4 | 15 | 69 | 3 | 0 | .196 | .302 | .244 |
| 2007 | Lake County | 10-3 | 3.30 | 26 | 15 | 0 | 0 | 0 | 103.2 | 103 | 44 | 38 | 10 | 7 | 19 | 89 | 5 | 0 | .255 | .408 | .299 |
| | Kinston | 1-1 | 3.58 | 6 | 5 | 0 | 0 | 0 | 27.2 | 24 | 13 | 11 | 0 | 0 | 12 | 20 | 2 | 0 | .231 | .298 | .303 |
| 2008 | Kinston | 9-5 | 2.98 | 40 | 9 | 1 | 1 | 3 | 102.2 | 82 | 40 | 34 | 10 | 7 | 16 | 109 | 9 | 0 | .222 | .373 | .264 |
| | Buffalo | 1-0 | 3.86 | 1 | 1 | 0 | 0 | 0 | 7.0 | 6 | 3 | 3 | 2 | 0 | 1 | 3 | 0 | 0 | .250 | .542 | .280 |
| 2009 | Akron | 14-9 | 4.16 | 26 | 25 | 0 | 0 | 0 | 145.0 | 149 | 81 | 67 | 21 | 7 | 27 | 125 | 3 | 0 | .266 | .461 | .307 |
| 2010 | Columbus | 8-4 | 2.68 | 20 | 17 | 1 | 0 | 0 | 107.1 | 83 | 34 | 32 | 11 | 2 | 33 | 80 | 4 | 0 | .212 | .340 | .276 |
| | CLEVELAND | 6-4 | 4.56 | 12 | 12 | 1 | 0 | 0 | 73.0 | 72 | 38 | 37 | 10 | 3 | 19 | 43 | 1 | 0 | .264 | .458 | .315 |
| 2011 | CLEVELAND | 12-7 | 4.25 | 26 | 26 | 0 | 0 | 0 | 165.1 | 157 | 80 | 78 | 24 | 3 | 21 | 89 | 3 | 0 | .248 | .438 | .274 |
| 2012 | CLEVELAND | 5-8 | 6.36 | 21 | 16 | 0 | 0 | 0 | 103.1 | 126 | 74 | 73 | 18 | 3 | 25 | 56 | 4 | 0 | .301 | .518 | .342 |
| Minor Lge. Totals | | 51-24 | 3.20 | 134 | 87 | 2 | 1 | 3 | 570.2 | 503 | 239 | 203 | 59 | 27 | 123 | 495 | 26 | 0 | .235 | .385 | .283 |
| CLEVELAND TOTALS | | 23-19 | 4.95 | 59 | 54 | 1 | 0 | 0 | 341.2 | 355 | 192 | 188 | 52 | 9 | 65 | 188 | 8 | 0 | .268 | .468 | .304 |
| American League | | 23-19 | 4.95 | 59 | 54 | 1 | 0 | 0 | 341.2 | 355 | 192 | 188 | 52 | 9 | 65 | 188 | 8 | 0 | .268 | .468 | .304 |
| National League | | -- | -- | -- | -- | -- | -- | -- | -- | -- | -- | -- | -- | -- | -- | -- | -- | -- | -- | -- | -- |
| M.L. TOTALS | | 23-19 | 4.95 | 59 | 54 | 1 | 0 | 0 | 341.2 | 355 | 192 | 188 | 52 | 9 | 65 | 188 | 8 | 0 | .268 | .468 | .304 |

CAREER TRANSACTIONS

- 2005 Selected by the San Diego Padres in the 11th round of the June draft. Did not sign.
- 2006 Selected by the Cleveland Indians in the 19th round of the June draft.
- 2011 DL - right elbow strain, 8/25-remainder of season.
- 2012 DL - right wrist strain, 5/8-27
- 2012 DL - right elbow reconstruction, 8/13-remainder of season.

FIELDING BY POSITION

| PCT | 2012 | | | | | | | PCT | CAREER | | | | | | |
|------|------|----|----|---|----|----|---------|------|--------|----|----|----|----|---|--|
| | G | PO | A | E | TC | DP | G | | PO | A | E | TC | DP | | |
| .953 | 21 | 16 | 25 | 2 | 43 | 1 | Pitcher | .974 | 59 | 34 | 42 | 2 | 78 | 5 | |

PITCHERS HITTING

| AVG | 2012 | | | | | AVG | CAREER | | | | |
|------|------|---|----|-----|------|-----|--------|----|-----|--|--|
| | AB | H | HR | RBI | AB | | H | HR | RBI | | |
| .400 | 5 | 2 | 0 | 0 | .571 | 7 | 4 | 0 | 1 | | |

2012 Season Highlights

- ◆ Had an inconsistent, injury-filled season that eventually led to season-ending right elbow reconstruction on August 22 and will delay all or most of his 2013 campaign...Underwent right elbow surgery on August 22 in Anaheim, CA by Dr. Lewis Yokum...Was placed on the 15-day DL on August 13 and missed the remainder of the season...Was on the DL earlier in the year, May 8-27, with right wrist tendonitis.
- ◆ Did not record an ERA under 4.42 in any month of the season and went a combined 3-6 with a 6.36 ERA (58.0IP, 77H, 41ER, 22K) in June and July and was removed from the rotation after his start on July 27 at Minnesota (4.0IP, 10H, 8R/ER)...Allowed a career-high tying 3HR in his shortest career start on June 25 at New York-AL...Did have some highlights, working a season-high 8.0IP on April 19 at Seattle in a game started by Felix Hernandez and fanned a career-high 8 batters on May 7 vs. Chicago-AL (night game)...Has gone at least 5.0 innings in 49 of his 54 MLB starts.

- ◆ Made first career MLB relief appearance on April 14 at Kansas City following ejection of starter Jeanmar Gomez allowing 5 R/4 ER over 3.2 IP...Moved to bullpen on July 31 at KC (2.2IP, 3H, 1R/ER)...In relief this year was 0-0 w/11.25 ERA in 5 games (12.0IP, 18H, 15ER)...As a starter was 5-8 w/a 5.72ERA in 16 starts (91.1IP, 108H, 58ER)... Best month was May (4.42ERA, 3 starts)...Allowed 10 runs over his last two appearances of the season (4.2IP, 8H, 10ER), including 7 runs (7ER) in 1.1 of relief IP on August 12 vs. Boston before being shutdown for good with elbow soreness and eventual surgery....Batters hit .333 (59-177) w/runners on and .340 (34-100) w/RISP....ERA in the first inning was 12.38 (16.0IP, 31H, 22R/ER)

Pro Career

- ◆ **2011** Had an successful season despite not pitching after 8/24 due to right elbow inflammation...At the time of his DL stint he was T9th in the AL in wins (12)...Built on the consistency he showed at the end of 2010, going at least 5.0 innings in his first 25 starts of the season, giving him at least 5.0IP in his first 37 consecutive Major League appearances, a modern day Major League record...His 37 straight starts of at least 5.0IP to begin a career matched former Indian John Farrell (1987-88) for the most consecutive starts since 1919 to start a career...Overall he went at least 6.0IP in 23 of 26 starts on the season...The 5.0IP streak ended in his final start (4.2IP) of the season vs. Seattle on 8/24 (11H, 6R/ER)... First pitcher since at least the start of divisional play (1969) to have 0 SB attempts against and qualify for ERA title...Overall his .632 winning % (12-7) was 8th in the American League...Also finished 1st in fewest walks allowed per 9.0IP (1.143BB per 9.0IP), 7th in WHIP (1.08), 4th in walk to strikeout ratio (4.238), 6th in baserunners allowed per 9.0IP (181BR/165.1IP) and tied for 9th with 24 home runs allowed...Walked 1 or less in 23 of 26 starts and recorded zero walks in 11 of 26 starts...The 1.143 walks per 9.0IP was the 4th lowest single-season mark in club history...His 1.08 WHIP (walks+hits/IP) was lowest by an Indians starter since Gaylord Perry in 1974 (1.02) and 24th lowest single-season total in club history (lower than Cy Young winners Lee/Sabathia)...15 of his HR were solo HR...Won his first decisions in April, going 4-0 w/a 2.45ERA in 5 starts (33.0IP, 22H, 9ER)... He and Masterson both started 4-0 by game #23, the first time two Indians starters did that since 1988 (Swindell/Candiotti)...ERA from 6/1-on was 5.24 (99.2IP, 108H, 58ER)...Went 1-2 w/a 5.28 ERA in 5 August starts (30.2IP, 35H, 18ER)...Placed on the 15-day DL for the first time in 8/26 w/right elbow inflammation...Pitched a simulated game on 9/20 w/o issues...Tomlin went 12-2 in his first 15 career starts at Progressive Field... According to Elias, Tomlin just the 2nd MLB pitcher in the expansion era to win at least 12 of his first 15 home starts... Since 1961 only other pitcher to do so is LaMarr Hoyt who was 12-2 in his first 15 starts at Comiskey Park for White Sox from 1980-1982...His .226 average against right-handed hitters was 16th lowest in the AL and his .274 on-base% allowed was 6th lowest in the AL.
- ◆ **2010** Split the season between AAA Columbus and the big leagues, making 12 impressive Major League starts from 7/27 through the end of the Major League season...Tomlin made one relief appearance in spring training as a minor league player...Was not invited to big league camp...Made his first start of the season on 4/18 in the 2nd game of DH at Louisville (3.0IP)...Went 5-0 in 10 games/8 starts from 4/12-6/1 with a 1.63ERA (49.2IP, 34H, 9R/ER, 9BB, 32K, .194avg)...Was a late addition to the Triple-A All-Star Game in Lehigh Valley (1.0IP, 0R)...As a starter, was 7-3 with a 2.41ERA in 17 games with one complete game...100.2IP, 79H, 29R/27ER, 29BB, 76K...Triple-A batters hit just .212 (83-391) off him...At time of his 7/27 call-up, led IL starters w/a .215 opponent avg (79-368) and was tied for the fewest BR/9.0IP ratio (9.83)...Ranked 2nd in ERA (2.68), WHIP (1.08)...Won his big league debut on 7/27 vs. NYY, a 4-1 win over the Yankees and CC Sabathia...7.0IP, 3H, 1R/ER, 0BB, 2K, faced the min thru 7.0IP before departing in the 8th... According to Elias, the performance by Tomlin (3 baserunners in 7.0IP) was only the 2nd time in club history an Indians pitcher allowed 3 or fewer baserunners in at least 7.0IP (Scott Lewis, 9/10/2008 @BAL) in his debut...Pitched his first career CG on 9/24 vs. KC...9.0IP, 4H, 3R/ER, 2BB, 6K...Among AL rookie pitchers was T4th in wins (6), 6th in GS (12) and innings (73) and 9th in K...Tossed at least 5.0 innings in each of his first 12 career starts.
- ◆ **2009** Spent the season at AA Akron where he led the Eastern League in wins (14), was 2nd in strikeouts (125) and 2nd in WHIP (1.21)...Led the system in wins, was 4th in SO and 5th in IP (145.0).
- ◆ **2008** Spent the majority of the season with the Kinston Indians of the Class A Advanced Carolina League, making one spot start (6/3) with AAA Buffalo...With Kinston, went 9-5 with three saves in 40 games...Made nine mid-season (5/12-7/11) starts after returning to relief role at start of season following 2007...Was 5-3, 1 save, 3.83 (56 1/3 IP) before the All-Star break and 4-2, 2 saves, 1.94 (46 1/3 IP) after...Went 7-2, 3 saves, 2.38 in 53 innings of relief and 2-3, 3.62 over 49 2/3 innings in his nine starts...Won a six-inning, one-hit complete-game shutout 6/28 vs. Frederick...Following the regular Minor League season, joined Surprise of the Arizona Fall League...Was a mid-season Carolina League All-Star.

| 2011 AL WHIP LEADERS (hits+BB/IP) | |
|--------------------------------------|-------------|
| 1. Justin Verlander (DET) | 0.92 |
| 2. Jered Weaver (LAA) | 1.01 |
| 3. Dan Haren (LAA) | 1.02 |
| 4. Josh Beckett (BOS) | 1.04 |
| 5. James Shields (TB) | 1.04 |
| 6. Doug Fister (DET/SEA) | 1.06 |
| 7. JOSH TOMLIN (CLE) | 1.08 |
| 8. Michael Pineda (SEA) | 1.10 |

- ◆ **2007** Began the season and spent the majority of it with the Lake County Captains of the Class A South Atlantic League...Made a spot start 6/5 and five August appearances with Kingston...Combined to go 11-4 over 131 1/3 innings as his 3.36 ERA ranked fourth among Indians Minor Leaguers and he tied four others for the fourth-most wins...With the Captains, went 10-3 with a 3.30 ERA in 26 games (15 starts), striking out 89 and walking just 19 over 103 2/3 innings...Was 6-0, 3.06 (53 IP) before the All-Star break and was an SAL mid-season All-Star.
- ◆ **2006** Was first in the New York-Penn League in games started (15), second in wins (8-2) and third in ERA (2.09) in his first professional season with the Mahoning Valley Scrappers of the Class A New York-Penn League...Was an NYPL All-Star selection.

TOMLIN'S FAVORITES

Favorite Movie: Lonesome Dove
Favorite Group/Artist: George Strait
Favorite Athlete Growing Up: Cal Ripken, JR
Favorite Team Growing Up: Dallas Cowboys
Person Who Has Most Influenced You: My dad (Jerry)
Favorite Road City: Seattle
Favorite Road Stadium: Fenway Park
Favorite Thing to do Away From Baseball: Hunt
Favorite TV Show: Cheers

Personal/Miscellaneous


Full name **JOSHUA AUBRY TOMLIN**...Graduated in 2003 from Whitehouse High School (TX) where he played football and baseball...Played two years at Angelina JC in Lufkin, TX in 2004-05 and pitched at Texas Tech in 2006...Also played infield in high school and college and hit .351 at Angelina in 2005...Taken by Padres in 11th round of the 2005 draft... Josh makes numerous school visits and community appearances; including Tribe Game Day at Danny Vegh's and the CIC Celebrity Golf Classic.

TOMLIN'S CAREER GAME HIGHS

4-HITTER: September 24, 2010 vs. Kansas City; **K's (starter):** 8, May 7, 2012 vs. Chicago-AL (night); **K's (relief):** 1, 3x; **BB's (starter):** 4, August 27, 2010 vs. Kansas City; **BB's (relief):** 2, 2x; **LONGEST START:** 9.0IP, September 24, 2010 vs. Kansas City; **WINNING STREAK:** 4 games, 2x, June 17-July 15, 2011; **LOSING STREAK:** 3 games, 2x, July 17-27, 2012 (current); **HR:** 3, 3x, June 25, 2012 at New York-AL; **SHORTEST START:** 3.0IP, June 25, 2012 at New York-AL; **CG:** 1, September 24, 2010 vs. Kansas City; **CG SHO:** N/A; **CAREER 10+ STRIKEOUT GAMES:** N/A.

PHONETIC PRONUNCIATIONS FOR 2013 INDIANS

| | |
|--|---|
| Matthew James ALBERS (AL - burrs) | Corey Scott KLUBER (CLUE-burr) |
| Cody Edward ALLEN | Matthew Vincent LaPORTA (la-POR-tah) |
| Michael Anthony AVILES (Ah-VEE-less) | Louis Glenn MARSON (mar-son) |
| Scott Michael BARNES | Justin Daniel MASTERTSON |
| Trevor Andrew BAUER (bow- IR) | Zach Taylor McALLISTER (mac-AL-ah-ster) |
| Michael Charles BRANTLEY Jr. | Michael Terrance McDADE |
| Asdrubal (AZ-drew-bul) Jose CABRERA | Christopher Ryan McGUINNESS |
| Carlos Luis CARRASCO (cuh-RAZZ- coh) | Brett Allen MYERS |
| Ezequiel (E-zeke-u-I) Manuel CARRERA (cah-RARE-ah) | Christopher Ralph PEREZ |
| Lonnie D. CHISENHALL (chiz-IN-hall) | Vincent William PESTANO (pez-STON-oh) |
| Juan Habisail DIAZ | Robert Cord PHELPS |
| Yan GOMES (GOHM-ss) | Mark Andrew REYNOLDS |
| Nicholas Michael HAGADONE (hag-ah-donn) | Danny SALAZAR |
| Curtis Richard HALEY III (HAIL-ee) | Carlos SANTANA |
| Frank Joseph HERRMANN (herman) | Bryan Anthony SHAW |
| Glen Anthony HOUSE | Joseph Michael SMITH |
| David Gregory HUFF | Robert Andrew STUBBS |
| Ubaldo (ooh-ball-doh) JIMENEZ (he-MEN-eh) | Nicholas Thomas SWISHER |
| Jason Michael KIPNIS (kip-NISS) | Joshua A. TOMLIN (tom-lynn) |
| | Blake Daniel WOOD |



Blake Wood

49

Age: 27, born August 8, 1985 in Atlanta, GA

Resides: Suwanee, GA

Position: Pitcher

Bats: R

Throws: R

Height: 6-5

Weight: 240

ML Service: 2 + 145

Contract Status (options remaining): Signed thru 2013 (2)

Acquired: November 2, 2012; Claimed by Cleveland off outright waivers from the Kansas City Royals.

| YEAR | CLUB | W-L | ERA | G | GS | CG | SHO | SV | IP | H | R | ER | HR | HB | BB | SO | WP | BK | OPPONENTS | | |
|-------------------|-------------|-------------------------|------|-----|----|----|-----|----|-------|-----|-----|-----|----|----|-----|-----|----|----|-----------|------|------|
| | | | | | | | | | | | | | | | | | | | AVG | SLG | OBP |
| 2006 | Idaho Falls | 3-1 | 4.50 | 12 | 12 | 0 | 0 | 0 | 52.0 | 50 | 28 | 26 | 1 | 10 | 15 | 46 | 2 | 0 | .258 | .345 | .338 |
| 2007 | AZL Royals | 0-0 | 0.00 | 4 | 4 | 0 | 0 | 0 | 9.2 | 9 | 2 | 0 | 0 | 0 | 0 | 15 | 0 | 0 | .250 | .278 | .250 |
| | Burlington | 2-1 | 3.03 | 7 | 7 | 0 | 0 | 0 | 35.2 | 32 | 12 | 12 | 3 | 3 | 14 | 26 | 0 | 0 | .239 | .373 | .325 |
| 2008 | Wilmington | 0-1 | 4.66 | 2 | 2 | 0 | 0 | 0 | 9.2 | 9 | 5 | 5 | 1 | 3 | 3 | 11 | 0 | 0 | .257 | .400 | .366 |
| | Wilmington | 3-2 | 2.67 | 10 | 10 | 0 | 0 | 0 | 57.1 | 32 | 17 | 17 | 3 | 2 | 15 | 63 | 6 | 0 | .168 | .251 | .232 |
| 2009 | NW Arkansas | 5-7 | 5.30 | 18 | 18 | 2 | 2 | 0 | 86.2 | 96 | 55 | 51 | 7 | 7 | 32 | 76 | 11 | 0 | .283 | .401 | .355 |
| | AZL Royals | 0-1 | 0.00 | 3 | 2 | 0 | 0 | 0 | 4.0 | 4 | 1 | 0 | 0 | 0 | 1 | 4 | 2 | 0 | .250 | .250 | .278 |
| 2010 | NW Arkansas | 2-8 | 5.83 | 17 | 13 | 1 | 0 | 0 | 78.2 | 92 | 52 | 51 | 8 | 4 | 28 | 49 | 7 | 0 | .309 | .453 | .375 |
| | Omaha | 2-1 | 2.16 | 12 | 0 | 0 | 0 | 5 | 16.2 | 12 | 5 | 4 | 0 | 0 | 7 | 12 | 1 | 0 | .207 | .224 | .288 |
| 2011 | Kansas City | 1-3 | 5.07 | 51 | 0 | 0 | 0 | 0 | 49.2 | 54 | 29 | 28 | 6 | 1 | 22 | 31 | 3 | 0 | .286 | .444 | .353 |
| | Omaha | 0-0 | 0.00 | 3 | 0 | 0 | 0 | 0 | 5.0 | 2 | 0 | 0 | 0 | 0 | 0 | 6 | 0 | 0 | .133 | .133 | .133 |
| 2012 | Kansas City | 5-3 | 3.75 | 55 | 0 | 0 | 0 | 1 | 69.2 | 66 | 30 | 29 | 5 | 3 | 32 | 62 | 2 | 0 | .254 | .377 | .339 |
| | Kansas City | INJURED - DID NOT PITCH | | | | | | | | | | | | | | | | | | | |
| Minor Lge. Totals | | 17-22 | 4.21 | 88 | 68 | 3 | 2 | 5 | 355.1 | 338 | 177 | 166 | 23 | 29 | 115 | 308 | 29 | 0 | .257 | .364 | .328 |
| CLEVELAND TOTALS | | -- | -- | -- | -- | -- | -- | -- | -- | -- | -- | -- | -- | -- | -- | -- | -- | -- | -- | -- | -- |
| American League | | 6-6 | 4.30 | 106 | 0 | 0 | 0 | 1 | 119.1 | 120 | 59 | 57 | 11 | 4 | 54 | 93 | 5 | 0 | .267 | .405 | .345 |
| National League | | -- | -- | -- | -- | -- | -- | -- | -- | -- | -- | -- | -- | -- | -- | -- | -- | -- | -- | -- | -- |
| M.L. TOTALS | | 6-6 | 4.30 | 106 | 0 | 0 | 0 | 1 | 119.1 | 120 | 59 | 57 | 11 | 4 | 54 | 93 | 5 | 0 | .267 | .405 | .345 |

CAREER TRANSACTIONS

2006 Selected by the Kansas City Royals in the 3rd round of the June draft (signed on 6/22).

2012 DL - right elbow surgery, 3/26-remainder of season.

2012 Claimed off waivers by Cleveland from the Kansas City Royals, 11/2

FIELDING BY POSITION

| PCT | G | PO | 2012 | | | | DP | PCT | G | PO | CAREER | | | |
|-----|---|----|------|---|----|---|---------|-------|-----|----|--------|----|----|---|
| | | | A | E | TC | A | | | | | E | TC | DP | |
| -- | - | - | - | - | - | - | Pitcher | 1.000 | 106 | 9 | 18 | 0 | 27 | 1 |

PITCHERS HITTING

| AVG | AB | 2012 | | | RBI | AVG | AB | CAREER | | |
|-----|----|------|----|-----|------|-----|----|--------|----|-----|
| | | H | HR | RBI | | | | H | HR | RBI |
| - | - | - | - | - | .000 | 1 | 0 | 0 | 0 | |

2012 Season Highlights

- ◆ Season never started, as he was limited to just 4 appearances in spring training (3.1IP, 3H, 6R/3ER, 8.10ERA) before being shutdown with nerve irritation and right elbow soreness...Elbow did not respond to treatment and underwent reconstructive right elbow surgery on May 25 by Dr. Lewis Yocum in Anaheim, CA.

Pro Career

- ◆ 2011 Blake made just 3 appearances to open the year at Omaha before being recalled for good on 4/14...Won a career-best 5 games in 55 relief appearances...Posted a 2-0 record with a 1.82 ERA in 27 home outings, but was 3-3 with a 5.66 ERA in 28 road contests...Was 3-0 w/a 2.34ERA in his first 27 appearances through 6/27, then was 2-3 w/a 5.14 ERA in his final 28 outings, but did post a 3.27 ERA in 7 September outings (11.0IP, 12H, 4ER)...Notched first MLB save on 8/29 at Detroit.

- ◆ **2010** Made his Major League debut on 5/12 vs. Cleveland...Notched first MLB win on 7/30 vs. Baltimore.
- ◆ **2008** Entered the 2008 season ranked by **Baseball America** as the Royals' fourth-best prospect...Paced all Royals minor leaguers with 139 strikeouts in 2008...Led the Texas League with 2 shutouts and tied for 1st with 2 complete games.

Personal/Miscellaneous

Full name **BLAKE DANIEL WOOD**...Wife, Jessica...Graduated from North Gwinnett (GA) High School in 2003 where he was an All-Gwinnett County selection...Played baseball for three seasons at Georgia Tech University...Was a second-team All-ACC selection as a sophomore in 2005 after going 10-1...Named a preseason All-American in 2006...Helped lead the Yellow Jackets to the College World series in 2006 as a junior.

WOOD'S CAREER GAME HIGHS

BB's: 3, 4x; **K's:** 4, 3x; **LONGEST OUTING:** 3.0IP, Sept 24, 2011 at Chicago-AL; **WINNING STREAK:** 5, April 29-August 4, 2011; **LOSING STREAK:** 3, August 8-Sept 28, 2011; **HR:** 1, 11x; **LAST WIN:** August 4, 2011 vs. Baltimore; **LAST SAVE:** August 29, 2011 at Detroit; **CONSECUTIVE SCORELESS APPS:** 8, July 30-August 18, 2010; **CONSECUTIVE SCORELESS IP:** 7.1IP, July 30-August 18, 2010

BIRTHDAYS FOR 2013 INDIANS

JANUARY

1 Nick Hagadone (1986)
 17 Trevor Bauer (1991)
 20 Matt Albers (1983)
 22 Ubaldo Jimenez (1984)
 23 Cord Phelps (1987)

FEBRUARY

4 Tim Fedorff (1987)
 20 Vinnie Pestano (1985)

MARCH

13 Mike Aviles (1981)
 21 Carlos Carrasco (1987)
 22 Justin Masterson (1985)
 22 Joe Smith (1984)

APRIL

3 Jason Kipnis (1987)
 8 Carlos Santana (1986)
 10 Corey Kluber (1986)
 11 Brett Myers (1980)
 22 Terry Francona (1959)

MAY

8 Mike McDade (1989)
 15 Michael Brantley (1987)
 30 Frank Herrmann (1984)

JUNE

11 Ezequiel Carrera (1987)
 18 Sandy Alomar (1966)
 21 Trey Haley (1990)
 26 Lou Marson (1986)

JULY

1 Chris Perez (1985)
 10 Urban Meyer (1964)
 11 Thad Matta (1967)
 19 Yan Gomes (1987)

AUGUST

3 Mark Reynolds (1983)
 8 Blake Wood (1985)
 22 David Huff (1984)

SEPTEMBER

5 Scott Barnes (1987)
 29 TJ House (1989)

OCTOBER

4 Lonnie Chisenhall (1988)
 4 Drew Stubbs (1984)
 19 Josh Tomlin (1984)
 21 CC Lee (1986)

NOVEMBER

3 Bob Feller (1918)
 8 Bryan Shaw (1987)
 13 Asdrubal Cabrera (1985)
 14 Francisco Lindor (1993)
 20 Cody Allen (1988)
 25 Nick Swisher (1980)

DECEMBER

8 Zach McAllister (1987)
 12 Juan Diaz (1988)

2013 CLEVELAND INDIANS ROSTER NON-ROSTER INVITEES

| NO. | PITCHERS | B T | HT. | WT. | BORN | BIRTHPLACE | RESIDENCE | 2011 CLUB | WL | ERA | G | GS | CG | SV | IP | H | R | ER | BB | SO | MLS |
|-----|------------------|-----|-----|-----|----------|--------------------------|---------------------|-------------|-------|------|----|----|----|----|---------------|-----|-----|----|----|-----|-------|
| 80 | GLI, Jerry | R-R | 6-3 | 180 | 10-14-82 | San Pedro de Macoris, DR | Los Manayes, DR | Las Vegas | 7-1 | 4.32 | 58 | 0 | 0 | 9 | 64.0 | 68 | 36 | 35 | 20 | 51 | 1,130 |
| 79 | GUILMET, Preston | R-R | 6-2 | 200 | 7-27-87 | Roseville, CA | Roseville, CA | Akron | 2-2 | 2.39 | 50 | 0 | 0 | 24 | 52.2 | 41 | 14 | 13 | 51 | 0 | 0,000 |
| 26 | KAZMIK, Scott | L-L | 6-0 | 195 | 1-24-84 | Houston, TX | Cypress, TX | Sugar Land | 3-6 | 5.34 | 14 | 14 | 0 | 0 | 64.0 | 74 | 43 | 38 | 33 | 51 | 6,119 |
| 78 | LANGWELL, Matt | R-R | 6-2 | 220 | 5-6-86 | Bryan, TX | College Station, TX | Akron | 0-0 | 0.63 | 10 | 0 | 0 | 3 | 14.1 | 10 | 2 | 1 | 5 | 18 | 0,000 |
| | | | | | | | | Columbus | 4-0 | 3.29 | 32 | 0 | 0 | 0 | 54.2 | 49 | 21 | 20 | 22 | 63 | 0,000 |
| 58 | MARTINEZ, Joe | L-R | 6-2 | 190 | 2-26-83 | South Orange, NJ | South Orange, NJ | Reno | 10-11 | 5.39 | 27 | 27 | 1 | 0 | 155.1 | 206 | 104 | 93 | 49 | 99 | 1,071 |
| | | | | | | | | ARIZONA | 0-0 | 9.00 | 1 | 0 | 0 | 0 | 1 | 2 | 1 | 1 | 0 | 1 | 0 |
| 57 | NIEVE, Fernando | R-R | 6-0 | 220 | 7-15-82 | Puerto Cabello, VE | Peñalón, TX | Albuquerque | 7-9 | 5.96 | 25 | 24 | 0 | 0 | 119.1 | 162 | 91 | 79 | 38 | 107 | 2,103 |
| 81 | PARADES, Edward | L-L | 6-0 | 180 | 9-30-86 | Villa Arriba, DR | Hatillo Palma, DR | ARIZONA | 0-0 | 9.00 | 1 | 0 | 0 | 0 | DID NOT PITCH | | | | | | |
| 76 | SOTO, Giovanni | L-L | 6-2 | 190 | 5-18-91 | Carolina, PR | Carolina, PR | Akron | 6-9 | 3.33 | 22 | 22 | 2 | 0 | 121.1 | 111 | 62 | 53 | 49 | 100 | 0,000 |

| NO. | CATCHERS | B T | HT. | WT. | BORN | BIRTHPLACE | RESIDENCE | 2011 CLUB | AVG. | G | AB | R | H | 2B | 3B | HR | RBI | BB | SO | SB | MLS | |
|-----|-----------------|-----|------|-----|----------|--------------|---------------------|------------------|------|----|-----|----|----|----|----|----|-----|----|----|----|-------|-------|
| 73 | JEROLMAN, Brian | L-R | 5-11 | 190 | 5-10-85 | Suffern, NY | West Palm Beach, FL | GCL Blue Jays | .286 | 3 | 7 | 1 | 2 | 0 | 0 | 0 | 1 | 0 | 0 | 0 | 0 | 0,036 |
| | | | | | | | | Dunedin | .000 | 3 | 11 | 0 | 0 | 0 | 0 | 0 | 0 | 0 | 6 | 0 | 0 | |
| | | | | | | | | New Hampshire | .195 | 37 | 113 | 7 | 22 | 0 | 0 | 0 | 9 | 15 | 25 | 3 | 0 | |
| 77 | PEREZ, Roberto | R-R | 5-11 | 225 | 12-23-88 | Mayaguez, PR | Mayaguez, PR | Akron | .212 | 95 | 283 | 31 | 60 | 16 | 2 | 1 | 31 | 49 | 67 | 0 | 0,000 | |
| 68 | SANTOS, Omir | R-R | 6-0 | 213 | 4-29-81 | Bayamon, PR | Kissimmee, FL | Toledo | .310 | 23 | 84 | 7 | 26 | 7 | 1 | 0 | 9 | 2 | 17 | 0 | 1,083 | |
| | | | | | | | | Detroit | .125 | 3 | 8 | 0 | 1 | 0 | 0 | 0 | 1 | 0 | 1 | 0 | 0 | |
| | | | | | | | | Colorado Springs | .311 | 38 | 119 | 12 | 37 | 9 | 0 | 2 | 21 | 2 | 17 | 0 | 0 | |

| NO. | INFELDERS | B T | HT. | WT. | BORN | BIRTHPLACE | RESIDENCE | 2011 CLUB | AVG. | G | AB | R | H | 2B | 3B | HR | RBI | BB | SO | SB | MLS |
|-----|-----------------|-----|------|-----|---------|--------------------|------------------------|------------|------|-----|-----|----|-----|----|----|----|-----|----|----|----|-------|
| 74 | AGUILAR, Jesus | R-R | 6-3 | 250 | 6-30-90 | Maracay, VZ | Maracay, VZ | Carolina | .277 | 107 | 368 | 63 | 102 | 25 | 2 | 12 | 58 | 45 | 91 | 0 | 0,000 |
| | | | | | | | | Akron | .292 | 20 | 72 | 12 | 21 | 6 | 0 | 3 | 13 | 13 | 24 | 0 | 0 |
| 20 | HERNANDEZ, Luis | S-R | 5-10 | 190 | 6-26-84 | Quibor, VZ | Quibor, VZ | Round Rock | .262 | 129 | 519 | 64 | 136 | 23 | 6 | 8 | 70 | 30 | 80 | 9 | 1,099 |
| | | | | | | | | Texas | .000 | 2 | 2 | 0 | 0 | 0 | 0 | 0 | 0 | 0 | 0 | 0 | 0 |
| 7 | LAPORTA, Matt | R-R | 6-2 | 215 | 1-8-85 | Port Charlotte, FL | Indian Rocks Beach, FL | Columbus | .284 | 101 | 375 | 56 | 99 | 19 | 1 | 19 | 62 | 44 | 81 | 0 | 2,115 |
| | | | | | | | | CLEVELAND | .241 | 22 | 58 | 2 | 14 | 2 | 0 | 1 | 5 | 1 | 17 | 0 | 0 |
| 9 | RABURN, Ryan | R-R | 6-0 | 185 | 4-17-81 | Tampa, FL | Bain, FL | Detroit | .171 | 66 | 205 | 14 | 35 | 14 | 0 | 1 | 12 | 13 | 53 | 1 | 5,109 |
| | | | | | | | | Toledo | .250 | 15 | 60 | 8 | 15 | 2 | 0 | 4 | 12 | 5 | 15 | 1 | 0 |
| 65 | SPEARS, Nate | L-R | 5-11 | 180 | 5-3-85 | Fl. Myers, FL | Noblesville, IN | Pawtucket | .240 | 108 | 346 | 46 | 83 | 16 | 4 | 10 | 38 | 43 | 86 | 3 | 0,010 |
| | | | | | | | | BOSTON | .000 | 4 | 4 | 0 | 0 | 0 | 0 | 0 | 0 | 0 | 0 | 0 | 0 |

| NO. | OUTFIELDERS | B T | HT. | WT. | BORN | BIRTHPLACE | RESIDENCE | 2011 CLUB | AVG. | G | AB | R | H | 2B | 3B | HR | RBI | BB | SO | SB | MLS |
|-----|----------------|-----|-----|-----|----------|-------------------|----------------|---------------|------|-----|-----|----|-----|----|----|----|-----|----|-----|----|-------|
| 25 | CARSON, Matt | R-R | 6-2 | 200 | 7-1-81 | Newport Beach, CA | Temecula, CA | Rochester | .282 | 115 | 422 | 64 | 119 | 28 | 2 | 14 | 53 | 37 | 106 | 9 | 0,159 |
| | | | | | | | | Minnesota | .227 | 26 | 86 | 3 | 15 | 1 | 0 | 0 | 4 | 2 | 21 | 0 | 0 |
| 10 | FRANCISCO, Ben | R-R | 6-1 | 185 | 10-23-81 | Santa Ana, CA | Scottsdale, AZ | Toronto | .240 | 27 | 50 | 5 | 12 | 5 | 1 | 0 | 2 | 4 | 10 | 0 | 5,049 |
| | | | | | | | | Dunedin | .000 | 2 | 6 | 0 | 0 | 0 | 0 | 0 | 0 | 1 | 1 | 0 | 0 |
| | | | | | | | | New Hampshire | .222 | 9 | 36 | 2 | 8 | 3 | 0 | 0 | 2 | 3 | 4 | 0 | 0 |
| | | | | | | | | Houston | .247 | 31 | 85 | 5 | 21 | 4 | 0 | 2 | 5 | 5 | 23 | 0 | 0 |
| | | | | | | | | Tampa Bay | .228 | 24 | 57 | 4 | 13 | 5 | 0 | 2 | 8 | 4 | 16 | 0 | 0 |
| 62 | HUNTER, Cedric | L-L | 6-0 | 185 | 3-10-88 | Decatur, GA | Decatur, GA | Memphis | .268 | 129 | 355 | 40 | 95 | 19 | 2 | 5 | 44 | 44 | 43 | 7 | 0,010 |

2013 CLEVELAND INDIANS ROSTER

| NO. | PITCHERS | B.T. | HT. | WT. | BORN | BIRTHPLACE | RESIDENCE | 2011 CLUB | WL | ERA | G | GS | CG | SV | IP | H | R | ER | BB | SO | MLS |
|-----|-------------------|------|------|-----|----------|------------------------|----------------------|-------------|-------|------|----|----|----|----|-------|-----|-----|-----|----|-------|--------|
| 32 | ALBERS, Matt | R-R | 6-1 | 225 | 1-20-83 | Houston, TX | The Woodlands, TX | Boston | 2-0 | 2.29 | 40 | 0 | 0 | 0 | 39.1 | 30 | 14 | 10 | 15 | 25 | 5.141 |
| 37 | ALLEN, Cody | R-R | 6-1 | 210 | 11-20-88 | Orlando, FL | Orlando, FL | Arizona | 1-1 | 2.57 | 23 | 0 | 0 | 0 | 21.0 | 16 | 7 | 6 | 7 | 19 | 0.076 |
| 51 | BARNES, Scott | L-L | 6-4 | 200 | 9-5-87 | Springfield, MA | Chicopee, MA | Columbus | 3-2 | 1.17 | 5 | 0 | 0 | 0 | 7.2 | 2 | 1 | 1 | 0 | 10 | |
| 47 | BAUER, Trevor | R-R | 6-1 | 184 | 1-17-91 | N. Hollywood, CA | N. Hollywood, CA | CLEVELAND | 0-1 | 3.72 | 27 | 0 | 0 | 2 | 31.2 | 22 | 8 | 8 | 9 | 35 | |
| 59 | CARRASCO, Carlos | R-R | 6-3 | 212 | 3-21-87 | Barquisimeto, VZ | Barquisimeto, VZ | COLUMBUS | 2-3 | 3.96 | 31 | 3 | 0 | 2 | 29.0 | 29 | 12 | 15 | 27 | 0.065 | |
| 50 | HAGADONE, Nick | L-L | 6-5 | 230 | 1-1-86 | Sandpoint, ID | | CLEVELAND | 0-0 | 4.26 | 16 | 0 | 0 | 0 | 52.0 | 37 | 26 | 23 | 67 | 0.021 | |
| 69 | HALEY, Trey | R-R | 6-4 | 205 | 6-21-90 | Nacogdoches, TX | | Mobile | 7-1 | 1.68 | 8 | 14 | 1 | 0 | 48.1 | 33 | 12 | 9 | 26 | 60 | 0.021 |
| 56 | HERRMANN, Frank | L-R | 6-4 | 220 | 5-30-84 | Rutherford, NJ | Manhattan Beach, CA | Arizona | 5-1 | 2.85 | 14 | 14 | 1 | 0 | 82.0 | 74 | 28 | 26 | 35 | 97 | |
| 70 | HOUSE, TJ | R-L | 6-1 | 205 | 9-29-89 | Sidell, LA | Picayune, MS | INJURED | 1-2 | 6.06 | 4 | 4 | 0 | 0 | 16.1 | 14 | 13 | 11 | 13 | 17 | 2.067 |
| 31 | HUFF, David | S-L | 6-2 | 215 | 8-22-84 | San Diego, CA | Huntington Beach, CA | COLUMBUS | 0-0 | 0.00 | 5 | 0 | 0 | 0 | 7.1 | 4 | 0 | 0 | 1 | 7 | 0.107 |
| 30 | JIMENEZ, Ubaldo | R-R | 6-5 | 210 | 1-22-84 | Nagua, DR | Seattle, WA | CLEVELAND | 1-0 | 6.39 | 27 | 0 | 0 | 0 | 25.1 | 26 | 18 | 18 | 15 | 26 | 10.000 |
| 28 | KLUBER, Corey | R-R | 6-4 | 215 | 4-10-86 | Birmingham, AL | San Augustine, TX | AZL Indians | 1-0 | 7.50 | 4 | 0 | 0 | 0 | 6.0 | 8 | 5 | 2 | 10 | 0.000 | |
| 75 | LEE, Chen-Cheng | R-R | 5-11 | 190 | 10-21-86 | Peng-Hu County, Taiwan | | Carolina | 0-0 | 1.04 | 12 | 0 | 0 | 2 | 17.1 | 8 | 4 | 2 | 6 | 16 | |
| 63 | MASTERSON, Justin | R-R | 6-6 | 250 | 3-22-85 | Kingston, Jamaica | | Akron | 3-1 | 1.76 | 9 | 0 | 0 | 0 | 15.1 | 10 | 5 | 3 | 11 | 23 | |
| 34 | MALLISTER, Zach | R-R | 6-6 | 240 | 12-8-87 | Chillicothe, IL | Chillicothe, IL | COLUMBUS | 2-2 | 4.78 | 42 | 0 | 0 | 8 | 52.2 | 58 | 31 | 28 | 15 | 58 | 1.147 |
| 39 | MYERS, Brett | R-R | 6-4 | 240 | 8-17-80 | Jacksonville, FL | Jacksonville, FL | CLEVELAND | 0-0 | 2.33 | 15 | 4 | 0 | 0 | 19.1 | 12 | 5 | 4 | 4 | 14 | 0.000 |
| 54 | PEREZ, Chris | R-R | 6-4 | 230 | 7-1-85 | Bradenton, FL | Tampa, FL | Carolina | 8-5 | 3.98 | 23 | 23 | 1 | 0 | 124.1 | 114 | 59 | 55 | 44 | 90 | 3.166 |
| 52 | PESTANO, Vinnie | R-R | 6-0 | 200 | 2-20-85 | Newport Beach, CA | Anaheim, CA | Akron | 7-6 | 4.87 | 24 | 22 | 2 | 0 | 134.0 | 155 | 78 | 74 | 34 | 79 | |
| 67 | SALAZAR, Danny | R-R | 6-0 | 185 | 1-11-90 | Santo Domingo, DR | Santo Domingo, DR | CLEVELAND | 9-17 | 5.40 | 31 | 31 | 0 | 0 | 26.2 | 30 | 14 | 10 | 5 | 19 | 5.087 |
| 27 | SHAW, Bryan | R-R | 6-1 | 210 | 11-8-87 | Livermore, CA | Gilbert, AZ | COLUMBUS | 11-7 | 3.59 | 21 | 21 | 1 | 0 | 125.1 | 121 | 62 | 50 | 49 | 128 | 0.074 |
| 38 | SMITH, Joe | R-R | 6-2 | 205 | 3-22-84 | Cincinnati, OH | W. Palm Beach, FL | CLEVELAND | 2-5 | 5.14 | 12 | 12 | 0 | 0 | 63.0 | 76 | 44 | 36 | 18 | 54 | |
| 43 | TOMLIN, Josh | R-R | 6-1 | 190 | 10-19-84 | Tyler, TX | Bullard, TX | CLEVELAND | 2-0 | 2.57 | 3 | 3 | 4 | 0 | 7.0 | 5 | 2 | 2 | 8 | 0.000 | |
| 49 | WOOD, Blake | R-R | 6-5 | 240 | 8-8-85 | Atlanta, GA | Suwanee, GA | INJURED | 11-15 | 4.93 | 34 | 34 | 1 | 0 | 206.1 | 212 | 122 | 113 | 88 | 169 | 4.108 |

| NO. | CATCHERS | B T | HT. | WT. | BORN | BIRTHPLACE | RESIDENCE | 2011 CLUB | AVG. | G | AB | R | H | 2B | 3B | HR | RBI | BB | SO | SB | MLS |
|-----|--------------------|-----|------|-----|----------|-------------------|--------------------|---------------|------|-----|-----|----|-----|----|----|----|-----|----|-----|----|-------|
| 40 | GOMES, Yan | R-R | 6-2 | 215 | 7-19-87 | Sao Paulo, Brazil | Miami, FL | Toronto | .204 | 43 | 98 | 9 | 20 | 4 | 0 | 4 | 13 | 6 | 32 | 0 | 0.083 |
| | | | | | | | | Las Vegas | .328 | 79 | 305 | 44 | 100 | 29 | 1 | 13 | 59 | 25 | 72 | 4 | 3.036 |
| 6 | MARSON, Lou | R-R | 6-1 | 200 | 6-26-86 | Scottsdale, AZ | Scottsdale, AZ | CLEVELAND | .226 | 70 | 195 | 27 | 44 | 8 | 2 | 0 | 13 | 36 | 44 | 4 | 2.115 |
| 41 | SANTANA, Carlos | S-R | 5-11 | 170 | 4-8-86 | Santo Domingo, DR | Santo Domingo, DR | CLEVELAND | .252 | 143 | 507 | 72 | 128 | 27 | 2 | 18 | 76 | 91 | 101 | 3 | 2.115 |
| | | | | | | | | Lake County | .250 | 1 | 4 | 1 | 1 | 0 | 0 | 1 | 2 | 0 | 0 | 0 | |
| NO. | INFIDERS | B T | HT. | WT. | BORN | BIRTHPLACE | RESIDENCE | 2011 CLUB | AVG. | G | AB | R | H | 2B | 3B | HR | RBI | BB | SO | SB | MLS |
| 4 | AVILES, Mike | R-R | 5-10 | 205 | 3-13-81 | New York, NY | Washington, UT | Boston | .250 | 136 | 512 | 57 | 128 | 28 | 0 | 13 | 60 | 23 | 77 | 14 | 4.091 |
| 13 | CABRERA, Asdrubal | S-R | 6-0 | 180 | 11-15-85 | La Cruz, VZ | Anzoategui, VZ | CLEVELAND | .270 | 143 | 555 | 70 | 150 | 35 | 1 | 16 | 68 | 52 | 89 | 9 | 3.027 |
| 8 | CHISENHALL, Lonnie | L-R | 6-2 | 190 | 10-4-88 | Morehead City, NC | Newport, NC | Columbus | .314 | 30 | 118 | 16 | 37 | 12 | 0 | 4 | 17 | 4 | 22 | 0 | 1.051 |
| | | | | | | | | CLEVELAND | .288 | 43 | 142 | 16 | 38 | 6 | 1 | 5 | 16 | 8 | 27 | 2 | 0.012 |
| 66 | DIAZ, Juan | S-R | 6-4 | 200 | 12-12-88 | Beni, DR | Beni, DR | Akron | .259 | 96 | 371 | 51 | 96 | 24 | 2 | 11 | 52 | 25 | 95 | 1 | 0.012 |
| | | | | | | | | CLEVELAND | .267 | 5 | 15 | 4 | 4 | 0 | 0 | 0 | 1 | 5 | 0 | 0 | |
| | | | | | | | | Columbus | .306 | 19 | 72 | 12 | 22 | 5 | 0 | 2 | 11 | 4 | 18 | 0 | |
| 22 | KIPNIS, Jason | L-R | 5-11 | 185 | 4-3-87 | Northbrook, IL | Northbrook, IL | CLEVELAND | .257 | 152 | 591 | 86 | 152 | 22 | 4 | 14 | 76 | 67 | 109 | 31 | 1.069 |
| 61 | MCADE, Mike | L-L | 6-1 | 250 | 5-8-89 | Las Vegas, NV | Las Vegas, NV | CLEVELAND | .275 | 100 | 378 | 44 | 104 | 16 | 0 | 15 | 49 | 43 | 85 | 1 | 0.000 |
| | | | | | | | | New Hampshire | .338 | 18 | 71 | 9 | 24 | 3 | 1 | 2 | 18 | 7 | 11 | 0 | 0.000 |
| 71 | MCGUINNESS, Chris | L-L | 6-1 | 210 | 4-11-88 | Charleston, SC | Charleston, SC | Frisco | .268 | 123 | 456 | 65 | 122 | 25 | 0 | 23 | 77 | 69 | 107 | 0 | 0.000 |
| 46 | PHELPS, Cord | S-R | 6-2 | 200 | 1-23-87 | Stanford, CA | Santa Barbara, CA | Columbus | .276 | 135 | 503 | 82 | 139 | 34 | 3 | 16 | 62 | 71 | 94 | 9 | 0.095 |
| | | | | | | | | CLEVELAND | .212 | 14 | 33 | 2 | 7 | 0 | 0 | 1 | 5 | 1 | 10 | 0 | |
| 12 | REYNOLDS, Mark | R-R | 6-2 | 220 | 8-3-83 | Pikeville, KY | Scottsdale, AZ | Baltimore | .221 | 135 | 457 | 65 | 101 | 26 | 0 | 23 | 69 | 73 | 159 | 1 | 5.138 |
| | | | | | | | | Bowie | .143 | 2 | 7 | 0 | 1 | 0 | 0 | 0 | 0 | 2 | 4 | 0 | |
| NO. | OUTFIELDERS | B T | HT. | WT. | BORN | BIRTHPLACE | RESIDENCE | 2011 CLUB | AVG. | G | AB | R | H | 2B | 3B | HR | RBI | BB | SO | SB | MLS |
| 23 | BRANTLEY, Michael | L-L | 6-2 | 200 | 5-15-87 | Bellevue, WA | Port St. Lucie, FL | CLEVELAND | .288 | 149 | 552 | 63 | 159 | 37 | 4 | 6 | 60 | 53 | 56 | 12 | 2.131 |
| 1 | CARRERA, Ezequiel | L-L | 5-10 | 185 | 6-11-87 | Guiria, VZ | Guiria, VZ | Columbus | .294 | 97 | 394 | 65 | 116 | 19 | 6 | 6 | 42 | 29 | 60 | 26 | 0.144 |
| | | | | | | | | CLEVELAND | .282 | 48 | 147 | 20 | 40 | 6 | 3 | 2 | 11 | 8 | 35 | 8 | |
| 72 | FEDROFF, Tim | L-R | 5-10 | 200 | 2-4-87 | Rahway, NJ | Hillsborough, NJ | Akron | .305 | 54 | 203 | 27 | 62 | 9 | 5 | 3 | 22 | 30 | 33 | 5 | 0.000 |
| | | | | | | | | Columbus | .325 | 69 | 265 | 52 | 86 | 14 | 5 | 9 | 32 | 31 | 45 | 9 | 0.000 |
| 11 | STUBBS, Drew | R-R | 6-4 | 205 | 10-4-84 | Atlanta, TX | Austin, TX | Cincinnati | .213 | 136 | 493 | 75 | 105 | 13 | 2 | 14 | 40 | 42 | 166 | 30 | 3.047 |
| | | | | | | | | Dayton | .100 | 3 | 10 | 0 | 1 | 0 | 0 | 0 | 1 | 1 | 2 | 0 | |
| 33 | SWISHER, Nick | S-L | 6-0 | 200 | 11-25-80 | Columbus, OH | Tampa, FL | New York-AL | .272 | 148 | 537 | 75 | 146 | 36 | 0 | 24 | 93 | 77 | 141 | 2 | 8.031 |

MANAGER
Terry Francona (17)

COACHES
Sandy Alomar, Jr. (15), Kevin Cash (45),
Brad Mills (2), Ty Van Burkleo (29), Mickey
Callaway (44), Mike Sarbaugh (16)

ATHLETIC TRAINER
Lonnie Soloff
ASSISTANT ATHLETIC TRAINER
Jeff Desjardins, Michael Salazar

STRENGTH/CONDITIONING:
Joe Kessler
BASEBALL INFORMATION
Barl Swain/Court Berry-Tripp

TRAVELING SECRETARY
Mike Seghi
PHYSICIAN
Mark Schickendantz, M.D.

LOU BOUDREAU AND BOB FELLER AWARD RECIPIENTS FOR 2012

RHP CODY ALLEN was honored with the Bob Feller Award as the Indians' Minor League Pitcher of the Year, while **OF TIM FEDROFF** received the Lou Boudreau Award as the club's Minor League Player of the Year. Allen and Fedroff are scheduled to be formally recognized during a pre-game Spring Training ceremony in Goodyear, Arizona.

Allen, 24, pitched at 3 separate levels of the minor leagues in just his first full season as a professional, going 3-2 with a 1.87 ERA (9 ER/43.1 IP), 3 saves and a .166 average against across 31 relief appearances for High-A Carolina, Double-A Akron and Triple-A Columbus in 2012. The right-hander averaged 11.0 strikeouts-per-9.0 IP in the minors, tallying 53 strikeouts against just 9 walks. Selected by Cleveland in the 23rd round of the 2011 June draft, Allen then became just the second member of that class to reach the Major Leagues (RHP Trevor Bauer, Arizona) after making his debut with Cleveland on July 20. The Orlando, FL native began his major league career by tying a club record with 12 consecutive scoreless outings (13.2 IP) and went on to go 0-1 with a 3.72 ERA (12 ER/29.0 IP) and 27 strikeouts over 27 relief appearances as a valuable member of the Indians bullpen in the club's second half.

Fedroff, 25, split the 2012 campaign between Double-A Akron and Triple-A Columbus, hitting a combined .316 (148-468) with 79 runs scored, 23 doubles, 10 triples, 12 home runs and 54 RBI in 123 games (.394OB/.485SLG/.879OPS). Among hitters in the Indians Player Development system he finished 3rd in batting average and runs scored and led the organization in base hits. Upon his June 6 promotion to Columbus he went on to hit .325 (86-265) for the Clippers with 52 runs, 14 2B, 5 3B, 9HR & 32 RBI in 69 games, finishing 4th in the International League in average, 2nd in runs and 3rd in on-base pct. (.393) and OPS (.910) in that span. The Hillsborough, NJ native is a career .296 (555-1872) hitter at the Minor League level since being selected by Cleveland in the 7th round of the 2008 June draft out of the University of North Carolina.

BOB FELLER WINNERS

| | |
|-----------------------|-----------------------|
| 1990 - Charles Nagy | 2003 - Fausto Carmona |
| 1991 - Mike Soper | 2004 - Adam Miller |
| 1992 - Chad Ogea | 2005 - Jeremy Sowers |
| 1993 - John Carter | 2006 - Adam Miller |
| 1994 - Steve Kline | 2007 - Aaron Laffey |
| 1995 - Danny Graves | 2008 - David Huff |
| 1996 - Danny Graves | 2009 - Hector Rondon |
| 1997 - Marc Deschenes | 2010 - Alex White |
| 1998 - David Riske | 2011 - Chen-Chang Lee |
| 1999 - Robert Pugmire | 2012 - Cody Allen |
| 2000 - Jason Stanford | |
| 2001 - Mike Bacsik | |
| 2002 - Billy Traber | |

LOU BOUDREAU WINNERS

| | |
|------------------------|-------------------------|
| 1990 - Jim Thome | 2002 - Victor Martinez |
| 1991 - Manny Ramirez | 2003 - Grady Sizemore |
| 1992 - Ken Ramos | 2004 - Ryan Garko |
| 1993 - Jim Thome | 2005 - Ryan Mulhern |
| 1994 - David Bell | 2006 - Kevin Kouzmanoff |
| 1995 - Richie Sexson | 2007 - Asdrubal Cabrera |
| 1996 - Russell Branyan | 2008 - Beau Mills |
| 1997 - Sean Casey | 2009 - Carlos Santana |
| 1998 - Alex Ramirez | 2010 - Jason Kipnis |
| 1999 - Scott Morgan | 2011 - Jason Kipnis |
| 2000 - Billy Munoz | 2012 - Tim Fedroff |
| 2001 - Victor Martinez | |

Player Development



Photo Credit: Ken Carr

In Memoriam Ken Rowe 1933-2012

Indians Mentor & Friend
1987-2012

| | |
|---|---------|
| Affiliate Information..... | 214-215 |
| Akron Aeros | 231-233 |
| Arizona League Indians | 243-245 |
| Baseball Operations/Player Development Directory | 216 |
| Carolina Mudcats | 234-236 |
| Columbus Clippers | 228-230 |
| Dominican Summer League | 246-247 |
| Draft Selections | 224-225 |
| Goodyear Complex Staff | 218 |
| Lake County Captains | 237-239 |
| Lou Boudreau and Bob Feller Award Recipients for 2012 | 212 |
| Mahoning Valley Scrappers..... | 240-242 |
| Minor League Players | 248-293 |
| Minor League Schedule, 2013 | 294-299 |
| Minor League Top Prospects List | 227 |
| Player Development Staff | 219-223 |
| Scouting | 217 |

Note: Footnotes refer to player stats that follow. (*) League leader, (#) Tied for league lead

INDIANS PLAYER DEVELOPMENT AFFILIATES

Columbus Clippers (AAA)



International League
Huntington Park
330 Huntington Park Lane
Columbus, OH 43215
(614) 462-5250
www.clippersbaseball.com

Ken Schnacke, President & GM
Chris Tremie, Manager
Tony Arnold, Pitching Coach
Philip Clark, Hitting Coach
James Quinlan, Athletic Trainer
Edward L. Subel, S&C Coach

Akron Aeros (AA)



Eastern League
Canal Park
300 S. Main St.
Akron, OH 44308
(330) 253-5151
www.akronaeros.com

Jim Pfander, GM
Edwin Rodriguez, Manager
Greg Hibbard, Pitching Coach
Jim Rickon, Hitting Coach
Chad Wolfe, Athletic Trainer
Jake Sankal, S&C Coach

Carolina Mudcats (A)



Carolina League
Five County Stadium
1501 NC 39 Highway
Zebulon, NC 27597
(919) 269-2287
www.carolinamudcats.com

Joe Kremer, GM
Dave Wallace, Manager
Jeff Harris, Pitching Coach
Rouglas Odor, Hitting Coach
Jeremy Heller, Athletic Trainer
Scott Nealon, S&C Coach

Lake County Captains (A)



Midwest League
Classic Park
35300 Vine St.
Eastlake, OH 44095
(440) 975-8085
www.captainsbaseball.com

Brad Seymour, GM
Scooter Tucker, Manager
Steve Karsay, Pitching Coach
Tony Mansolino, Hitting Coach
Bobby Ruiz, Athletic Trainer
Paul Synenkyj, S&C Coach

INDIANS PLAYER DEVELOPMENT AFFILIATES

Mahoning Valley Scrappers (A)



New York-Penn League
Eastwood Field
111 Eastwood Mall Blvd.
Niles, OH 44446
(330) 505-0000
www.mvscrappers.com

Jordan Taylor, GM
Ted Kubiak, Manager
Juan Alvarez, Pitching Coach
Shaun Larkin, Hitting Coach
Matt Beauregard, Athletic Trainer
Juan Acevedo, S&C Coach

Arizona League Indians (Rookie)



Arizona League
Indians Development Complex
2601 South Wood Blvd.
Goodyear, AZ 85338
(623) 302-5678

Anthony Medrano, Manager
Scott Erickson, Pitching Coach
Junior Betances, Hitting Coach
Dennis Malave, Coach
Teddy Blackwell, Athletic Trainer
Cesar A. Yopez, S&C Coach
Dave Swanson, S&C Coach/Rehab

Dominican Summer League Indians (Rookie)



Dominican Summer League
Las Americas Baseball Academy
Boca Chica, Dominican Republic

Jose Mejia, Manager
Jesus Sanchez, Pitching Coach
Francisco Cabrera, Hitting Coach
Carlos Fermin, Infield Coach
Danny Bautista, Coach
Miguel Ledesma, Athletic Trainer
Severiano Ventura, S&C Coach

BASEBALL OPERATIONS DIRECTORY

| | |
|-------------------------|--|
| Mark Shapiro | President |
| Chris Antonetti | Executive Vice President, General Manager |
| Mike Chernoff | Assistant General Manager |
| Andrew Miller | Senior Vice President, Strategy & Business Analytics |
| John Mirabelli | Senior Director, Scouting Operations |
| Mike Seghi | Director, Team Travel |
| Steve Lubratich | Director, Pro Scouting |
| Brad Grant | Director, Amateur Scouting |
| Ramon Pena | Director, Latin American Operations |
| Derek Falvey | Director, Baseball Operations |
| Keith Woolner | Director, Baseball Analytics |
| Wendy Hoppel | Director, Baseball Administration |
| Paul Gillispie | Assistant Director, Scouting |
| Alex Eckelman | Advance Scouting Coordinator |
| Jason Lynn | Assistant Director, International Scouting |
| Victor Wang | Assistant Director, Pro Scouting |
| Jason Paré | Assistant, Baseball Operations |
| Sky Andrecheck | Analyst, Baseball Analytics |
| Marlene Lehky | Executive Administrative Assistant |
| Nilda Taffanelli | Administrative Assistant, Player Development |
| Dr. Charles Maher | Sports Psychologist & Director of Psychological Services |

PLAYER DEVELOPMENT

| | |
|--|--|
| Ross Atkins | Vice President, Player Development |
| Carter Hawkins | Assistant Director, Player Development |
| Tom Wiedenbauer | Field Coordinator |
| Ruben Niebla | Pitching Coordinator |
| Alan Zinter | Hitting Coordinator |
| Johnny Goryl | Advisor, Player Development |
| Tim Tolman | Advisor, Player Development |
| Minnie Mendoza | Advisor, Player Development, Latin America Operations |
| Winston Llenas | Advisor, Dominican Republic |
| Carolina Reyes | Assistant, Dominican Operations |
| Hernan Albornoz | Assistant, Venezuelan Operations |
| Elvis Cabrera | Administrator, Dominican Operations |
| Antonio Miliano | Facility Manager, Dominican Operations |
| Thomas Albert | Rehabilitation Coordinator |
| Todd M. Kubacki | Strength and Conditioning Coordinator |
| Juan Acevedo, Scott Nealon, Jake Sankal, Edward L. Subel, Paul Synenkyj, Severiano Ventura, Cesar Yepez | Affiliate Strength and Conditioning Coaches |
| Nelson Perez | Latin America Strength & Conditioning Coordinator |
| Julio Rangel | Mental Skills and Lower Level Pitching Coordinator |
| Luis Ortiz | Cultural Development and Lower Level Hitting Coordinator |
| Dave Ellis | Nutrition Consultant |

SCOUTING

CROSSCHECKERS

Scott Barnsby
National Crosschecker

Bo Hughes
National Crosschecker

Paul Cogan
Scouting Advisor/Crosschecker

Kevin Cullen
Regional Crosschecker

Scott Meaney
Regional Crosschecker

Jason Smith
Regional Crosschecker

PROFESSIONAL SCOUTS

Doug Carpenter
Major League Professional Scout

Jim Cuthbert
Major League Professional Scout

Chris Smith
Major League Professional Scout

Michael Calitri
Professional Scout

Trey Hendricks
Professional Scout

Dave Miller
Professional Scout

MAJOR LEAGUE SCOUTS

Dave Malpass
Senior Major League Scout

Don Poplin
Senior Major League Scout

PART-TIME SCOUTS

Bob Malkmus
New Jersey

Roc Murray
California

Bill Schudlich
Michigan

Adam Stahl
Missouri

Ken Tirpack
Ohio

Jose Trujillo
Puerto Rico

INTERNATIONAL SCOUTS

Ramon Pena
Director, Latin American Operations

Felix Nivar
Dominican Scouting Supervisor

Marcelino Vallejo
Dominican Area Scout

Claudio Brito
Dominican Area Scout

Pedro Santana
Dominican Area Scout

Miguel Valdez
Dominican Area Scout

Allen Lin
Pacific Rim Scouting Supervisor

Antonio Caballero
Venezuelan Scouting Supervisor

Jose Stela
Venezuelan Area Scout

Luis Camacho
Venezuelan Area Scout

Rafael Cariel
Venezuelan Area Scout

Jose Merejo
Panama Area Scout

Arnold Elles
Colombia Area Scout

Peter Gahan
Australia Area Scout

Daniel Kim
Korea Area Scout

Clinton Matsuzawa
Japan Area Scout

AREA SCOUTS

Steve Abney
Arkansas, Iowa, Kansas, Missouri, Nebraska

Mark Allen
N.Texas, Oklahoma

Chuck Bartlett
Alabama, Tennessee, Mississippi, Fla. Panhandle

Don Lyle
N. California, N. Nevada, Hawaii

Bob Mayer
W. Pennsylvania, Delaware, Maryland, North Carolina, West Virginia, Virginia

Junie Melendez
Ohio, Indiana, Michigan, Kentucky, Eastern Canada

Les Pajari
Illinois, Minnesota, N. Dakota, S. Dakota

Carlos Muniz
Central California

Ryan Thompson
Southern California

Mike Soper
South Florida, Puerto Rico

John Heuerman
Arizona, Colorado, New Mexico, Utah, Las Vegas, NV, El Paso, TX

Brad Tyler
Georgia, South Carolina, N. Florida

Jack Uhey
Washington, Oregon, Idaho, Montana, Wyoming, Western Canada

Brent Urcheck
Connecticut, Maine, Massachusetts, New Hampshire, New York, New Jersey, Vermont, E. Pennsylvania

Kyle Van Hook
South Texas, South Louisiana

GOODYEAR COMPLEX STAFF



Ryan Lantz

Manager, Arizona Operations

Ryan enters his tenth season with the Cleveland Indians and his seventh as Manager of Spring Training Operations. In this capacity, he is responsible for all business aspects of the organization out west at the Development Complex in Goodyear, AZ, such as facility operations, sponsorships, ticket sales, marketing initiatives, and serves as the local liaison between the organization and the community. Ryan previously was the Manager of Spring Training in Winter Haven, Florida before being permanently relocated to oversee the Arizona Operations.

He began his career with the organization in 2001 as an intern in the Sales & Marketing Department and then spent two seasons in the group sales department all the while being one of the most feared and dominant hot dog racers the sport has ever seen.

This Champion High School graduate earned his marketing degree from The Ohio State University in 2002 and currently resides with his wife, Lisa, in Goodyear, AZ.



Fletcher Wilkes


Clubhouse Manager

Fletcher enters his fifth season as the Clubhouse Manager of the Indians Player Development Complex in Goodyear, Arizona and his 20th year as a member of the Cleveland Indians organization. Wilkes is responsible for the day-to-day operations of the clubhouse in Arizona year-round while also overseeing the minor league clubhouse during spring training.


Fletcher began his career in the Indians organization as the Clubhouse Manager of the Columbus RedStixx in 1994 before moving on to Double-A Canton-Akron in 1996 and eventually Akron in 1997. In 2007, Wilkes served as the Assistant Visiting Clubhouse Manager in Cleveland before moving out to Arizona to assume his newly created duties. He has been responsible for running the minor league clubhouse in spring training since 1996.

A native of Phenix City, AL, Fletcher resides in Goodyear, AZ, with his wife, Allison, and two sons, Mason and Jackson. He graduated from Columbus (GA) College with a degree in Parks and Administration in 1994 and is an avid Alabama Crimson Tide fan.

The Cleveland Indians Player Development Complex in Goodyear, AZ



PLAYER DEVELOPMENT STAFF



Tom Wiedenbauer

Field Coordinator

Born: November 5, 1958 in Menomonie, WI Resides: Ormond Beach, FL

Managerial/Coaching Highlights: Returns as the Field Coordinator, a role he began in 2011 before coaching first base and baserunning last season in Cleveland...Marks his 3rd season in the Indians organization...Prior to joining the Indians, spent 35 seasons in the Houston organization from 1976-2010 as a player, coach, manager, coordinator and professional scout... Managed for four seasons in the Astros system from 1986-89... Compiled an overall record of 266-300 (.470)...Was Outfield and Field Coordinator with

Houston from 1990-96 and again from 2001-08...Was a Major League and Professional Scout with the Astros from 1997-2000 and again from 2009-2010...As the Field Coordinator he ensures that all coordinators and field staff are developing players based on each players individual strengths and limitations and that these Indians professionals are using effective methods of instruction and learning.

Managerial/Coaching Career: **1984-1985-** Outfield/Baserunning Instructor, Houston Astros (Astros); **1986-** Manager, Osceola Astros (Astros); **1987-1989-** Manager, Columbus Astros (Astros); **1990-1993-** Outfield Coordinator, Houston Astros (Astros); **1994-1996-** Field Coordinator, Houston Astros (Astros); **1997-2000-** Major League Scout, Houston Astros (Astros); **2001-2008 -**Field Coordinator, Houston Astros (Astros); **2009-2010-** Professional Scout, Houston Astros (Astros); **2011-** Field Coordinator, Cleveland Indians (Indians); **2012-** First Base Coach, Cleveland Indians (Indians).

Playing Career: Selected by the Houston Astros in the 7th round of the 1976 draft...Played professionally for 8 seasons at the minor league level in the Astros organization from 1976 to 1983 as he began his career as an outfielder before being converted to a pitcher his final two seasons...Owned a career minor league average of .250 in 636 games and compiled a 10-11 record with a 5.00 ERA and 2 saves in 45 games/21 starts on the mound... Made his Major League debut with the Astros in 1979 and played in four career games at the Major League level producing four hits in six career at-bats with a double and two RBI.

Personal/Miscellaneous: Full name THOMAS JOHN WIEDENBAUER...Married, wife's name is Ellen...Has three children Christie, Tom Jr. and John...Graduated from Sahuaro High School in Tucson, AZ in 1976...Hobbies: golf, fishing.

WIEDENBAUER'S MANAGERIAL CAREER

| YEAR | CLUB | LEAGUE | CLASS | W-L | PCT | POS. | NOTES |
|-------------------------------|----------|---------------|--------|----------------|-------------|------|-------|
| 1986 | Osceola | Florida State | High A | 59-78 | .431 | 2nd | |
| 1987 | Columbus | Southern | AA | 67-76 | .469 | 4th | |
| 1988 | Columbus | Southern | AA | 69-74 | .483 | 3rd | |
| 1989 | Columbus | Southern | AA | 71-72 | .497 | 3rd | |
| MINOR TOTALS (4 years) | | | | 266-300 | .470 | | |



Ruben Niebla

Pitching Coordinator

Born: December 19, 1971 in El Centro, CA

Resides: Imperial, CA


Managerial/Coaching Highlights: Begins his first season as Tribe's Minor League Pitching Coordinator...Marks his 13th year as a coach in the Indians organization...Named interim Major League Pitching Coach on August 8, 2012... In 2011 he & Mike Sarbaugh won their 3rd league title together as Columbus set a franchise record for single-season team strikeouts (1142) and had their lowest team ERA since 1992 (3.94)...Also coached in the XM Futures Game in 2011...In 2010 served as an Assistant to the Major League

League Championship and posted the league's lowest team ERA...Coached in Arizona Fall League in 2008...Served as a coach at the Eastern League All-Star game in 2009 and South Atlantic League All-Star game in 2008 and 2001.

Managerial/Coaching Career: **2001-** Pitching Coach, Columbus RedStixx (Indians); **2002-** Pitching Coach, Kinston Indians (Indians); **2003-2005-** Pitching Coach, Burlington Indians (Indians); **2006-2008-** Pitching Coach, Lake County Captains (Indians); **2009-** Pitching Coach, Akron Aeros (Indians); **2010-** Assistant to the Major League Coaching Staff (Indians); **2010-** Pitching Coach, Mexicali Aguilas (Mexican League); **2011-2012** Pitching Coach, Columbus Clippers (Indians); **2012-** Interim Major League Pitching Coaching (Indians).

Playing Career: Signed with the Montreal Expos as a non-drafted free agent in 1995...Played professionally for six seasons with the Montreal Expos, Los Angeles Dodgers and in the independent leagues...Best season was in 1998 in the Expos organization, posting an ERA of 3.69 in 43 games out of the bullpen...Overall in six seasons was 29-27 with a 4.11 ERA in 195 games/48 starts.

Personal/Miscellaneous: Married, wife's name is Stephanie...Has a daughter, Jaelyn and son, Johrden...Graduated from Azusa Pacific University in 1997 with a degree in Kinesiology and Physical Education...Was a two-time All-American in 1994 and 1995 at Azusa Pacific.



Alan Zinter

Hitting Coordinator

Born: May 19, 1968 in El Paso, TX

Resides: Gilbert, AZ

Managerial/Coaching Highlights: Enters second season as the club's Minor League Hitting Coordinator...Spent four years in the Arizona organization as Hitting Instructor at AA Mobile, A Visalia and Rookie-Advanced Missoula from 2008-11...Enters his 25th season in professional baseball...Spent 2011 season as Hitting Coach at AA Mobile who captured the Southern League title and was named Minor League Team of the Year by *Baseball America*...Mobile finished tied for the league lead in runs scored and led the

SL in walks and on-base pct.

Managerial/Coaching Career: **2008-** Hitting Coach, Rookie-Advanced Missoula **2009-2010** - Hitting Coach, A Visalia (Diamondbacks); **2011** - Hitting Coach, AA Mobile (Diamondbacks); **2012-** Hitting Coordinator (Indians)

Playing Career: Was the New York Mets' first-round pick (24th overall) in the 1989 draft out of the University of Arizona and waited more than a decade to make his big league debut...Hit his first home run and collected first MLB hit as a pinch-hitter with the Astros on July 1, 2002, in his sixth at-bat as a Major Leaguer and 4,706th as a professional after 14 seasons in the minors...Hit a combined .167 with 3 home runs and 9 RBI in 67 career games with the Astros in 2002 and D-backs in 2004...Over 18 seasons in the minor leagues, hit .258 with 280 doubles, 49 triples, 250 home runs and 931 RBI in 1,728 games for the Mets, Tigers, Red Sox, Mariners, Cubs, D-backs and Astros...Played for Seibu of the Japanese Pacific League in 1999 and ended his career with the independent Somerset Patriots of the Atlantic League in 2007.

Personal/Miscellaneous: Married, Yvonne...Son, Michael, daughter, Franklynn...Graduated from Hanks High School in El Paso in 1986, then played 3 seasons at the University of Arizona where as a junior he earned All-America honors (.352, 18HR, 81RBI)...Member of Team USA in 1988.

**Minnie Mendoza****Advisor, Latin America Operations****Born:** November 16, 1934 in Cuba**Resides:** Murrells Inlet, SC

Managerial/Coaching Highlights: Begins his 3rd season as the Advisor of Latin America Operations in the Indians organization...Spent 13 seasons as a Latin America Field Coordinator in the Indians Player Development System from 1998-2010...Marks his 24th season in the Cleveland Indians organization after joining the club in 1990 as the Indians Latin America Field Coordinator before managing the Burlington Indians from 1993-1995...Spent 10 seasons in the Baltimore Orioles organization from 1980-1989...Has been a player, minor league manager, coach or instructor for 55 of the last

59 years...As an Advisor of Latin America Operations, Mendoza is responsible for advising the Vice President of Player Development and the Director of Latin America Operations as it pertains to all departmental operations and philosophies.

Managerial/Coaching Career: 1974-1975- Manager, Juarez, Mexican League; 1980- Coach, Charlotte Hornets (Orioles); 1981- Manager, Miami Orioles (Orioles); 1982-1983- Minor League Hitting Instructor (Orioles); 1984-1987- Minor League Infield Instructor (Orioles); 1988- First-Base Coach, Baltimore Orioles (Orioles); 1989- Minor League Infield Instructor (Orioles); 1990-1991- Latin America Field Coordinator, Cleveland Indians; 1992- Manager, Burlington Indians; 1993-1995- Latin America Field Coordinator (Indians); 1996- Coach, Canton-Akron Indians; 1997- Coach, Akron Aeros (Indians); 1998-2010- Latin America Field Coordinator (Indians); 2011-2012- Advisor, Latin American Operations (Indians).

Playing Career: Played professionally for 20 seasons...Began his career in 1954 at Miami, a farm club of the Havana Cubans...Played two seasons ('56-'57) in the Reds organization...Spent his final 15 seasons ('58-'72) in the Senators/Twins organization before his career ended with Monterrey in the Mexican League in 1973...Played 10 full seasons with Charlotte...Was a six-time all star ('65-'69 & '71) at Charlotte and also was an all-star selection at Denver in 1970...Made his MLB debut with the Minnesota Twins in 1970 and played in 16 games at the Major League level with his first major league hit off Baltimore's Mike Cuellar...Owned a career minor league average of .290.

Personal/Miscellaneous: Married, wife's name is Julia...Has four daughters - Amalia, Milagros, Carmen and Julia.

**Tim Tolman****Advisor, Player Development****Born:** April 20, 1956 in Santa Monica, CA**Resides:** Oro Valley, AZ

Managerial/Coaching Highlights: Begins his 2nd season as the Advisor of Player Development in the Cleveland Indians organization...Spent 2010-2011 as the Major League Bench Coach... Served as Tribe's Field Coordinator over four (4) seasons from 2003-06 before joining Washington's Major League coaching staff in 2007 and 2008... He was the Seattle Mariners Minor League Coordinator of Instruction in 2009... He was a minor league manager during parts of his fourteen (14) years working in the Houston Astros player development system from 1989-2002 before joining the Indians

organization in 2003...Was a minor league manager in the Astros system at all three levels (A, AA, AAA) from 1991-96 where he compiled a record of 375-446 (.457) and then worked in amateur and professional scouting from 1997-2002 where he was the West Coast Supervisor and Crosschecker.

Playing Career: Played parts of seven (7) seasons and 132 games at the big league level for Houston and Detroit from 1981-87 and overall enjoyed a 12-year professional career from 1978-89.

Personal/Miscellaneous: Married, Christy...Sons, Andrew and Casey...Played collegiately at USC where he was named Pac 10 Player of the Year and went on to win the College World Series in 1978..."Fight On"



Johnny Goryl

Advisor, Player Development

Born: October 21, 1933 in Cumberland, RI

Resides: Apopka, FL

Managerial/Coaching Highlights: Enters 10th season as the Advisor of Player Development in the Cleveland Indians organization...Marks his 32nd consecutive season in the Indians organization as a coach, executive, advisor or coordinator...Also marks his 63rd consecutive season working in professional baseball...During the 2012 Winter Meetings Goryl was presented with the Mike Coolbaugh Award, which honors an individual who has shown an outstanding baseball work ethic, knowledge of the game

and skill mentoring young players on the field...As the Advisor of Player Development, Goryl is responsible for advising the Vice President of Player Development and the Field Coordinator as it pertains to all departmental operations and philosophies.

Managerial/Coaching Career: **1966-** Manager, Orlando (Twins); **1967-** Player/Coach, Denver (Twins); **1968-** Manager, Denver (Twins); **1969-** Coach, Minnesota Twins (Twins); **1970-** Manager, Wisconsin (Twins); **1971-** Manager, Lynchburg (Twins); **1972-** Manager, Charlotte (Twins); **1973-1975-** Manager, Wisconsin (Twins); **1976-** Manager, Reno (Twins); **1977-1978-** Manager, Orlando (Twins); **1979-1980-** Coach, Minnesota Twins (Twins); **1980-1981-** Manager, Minnesota Twins (Twins); **1982-1988-** Third Base Coach, Cleveland Indians (Indians); **1989-1992-** Cleveland Indians Director of Minor League Operations (Indians); **1993-1996-** Special Assistant Baseball Operations, Cleveland Indians (Indians); **1997-1998-** Infield Coach, Cleveland Indians (Indians); **1999-2003-** Defensive Coordinator, Cleveland Indians (Indians); **2004-2012-** Cleveland Indians Player Personnel Advisor (Indians).

Playing Career: Began his playing career as an infielder in the Boston Braves organization in 1951...Played professionally for 16 seasons in the Boston Braves, Baltimore Orioles, Chicago Cubs, Los Angeles Dodgers and Minnesota Twins organizations...Played parts of 6 seasons at the Major League level with the Chicago Cubs (1957-1959) and the Minnesota Twins (1962-1964) and owned a career Major League average of .225 with 16HR and 48RBI in 276 games.

Personal/Miscellaneous: Has three children - Susan, Tammy and John...Son J.D. pitched in the Indians Player Development System in 2009-10.

GORYL'S MANAGERIAL RECORD

| YEAR | CLUB | LEAGUE | CLASS | W-L | PCT | POS. | NOTES |
|---------------------|-----------|----------------|------------|----------------|-------------|---------|-------|
| 1966 | Orlando | Florida State | Advanced A | 71-68 | .511 | 4th/6th | |
| 1967 | Denver | Pacific Coast | AAA | 47-50 | .485 | 5th | |
| 1969 | Denver | Pacific Coast | AAA | 7-22 | .241 | 6th | |
| 1970 | Wisconsin | Rapids Midwest | A | 59-60 | .496 | 7th/3rd | |
| 1971 | Lynchburg | Carolina | Advanced A | 68-67 | .504 | 3rd/5th | |
| 1972 | Charlotte | Southern | AA | 70-70 | .500 | 3rd | |
| 1973 | Wisconsin | Rapids Midwest | A | 68-53 | .562 | 1st/4th | |
| 1974 | Wisconsin | Rapids Midwest | A | 80-60 | .571 | 1st/2nd | |
| 1975 | Wisconsin | Rapids Midwest | A | 71-58 | .550 | 3rd/2nd | |
| 1976 | Reno | California | Advanced A | 75-62 | .547 | 3rd/1st | |
| 1977 | Orlando | Southern | AA | 76-61 | .555 | 2nd/2nd | |
| 1978 | Orlando | Southern | AA | 82-61 | .573 | 1st/3rd | |
| 1980 | Minnesota | American | Majors | 23-13 | .639 | 3rd | |
| 1981 | Minnesota | American | Majors | 11-25 | .306 | 6th | |
| MINOR TOTALS | | | | 774-680 | .532 | | |
| MAJOR TOTALS | | | | 34-38 | .472 | | |



Julio Rangel **Mental Skills & Lower Level Pitching Coordinator**

Born: September 28, 1975 in Panama City, Panama **Resides:** Riverview, FL

Managerial/Coaching Highlights: Begins his fifth season as the Mental Skills Coordinator in the Indians Player Development System...Also begins second season in the role of Lower Level Pitching Coordinator...Marks his seventh season in the Indians organization after joining the Indians in 2007 as the Cultural Development Coordinator... As the Mental Skills Coordinator he is responsible for ensuring that all players who are part of the Cleveland Indians Player Development System are provided with appropriate educational and instructional services that relate to the mental and emotional aspects

of being a professional baseball player...Will also instruct and mentor the club's lower level pitching prospects out of the Goodyear Complex.

Managerial/Coaching Career: 2001- Coach, Tampa Yankees (Yankees); 2007-2008- Cultural Development Coordinator (Indians); 2009-2012- Mental Skills & Lower Level Pitching Coordinator (Indians).

Playing Career: Signed as a non-drafted free agent in 1993 by the New York Yankees...Played professionally for 7 seasons from 1994-2000 at the minor league level all with the Yankees reaching as high as AA Norwich...Retired from baseball in 2002 after pitching in 2 games in the Independent League...Posted a career record of 33-24 with a 3.67 ERA in 116 games/71 starts.

Personal/Miscellaneous: Married, wife's name is Vanessa...Has two children - Alexa and Julio (J.C.).



Luis Ortiz **Cultural Development/Lower Level Hitting Coordinator**

Born: July 22, 1970 in Boquette Chiriqui, Panama **Resides:** Parrish, FL

Managerial/Coaching Highlights: Enters his first season as the Cultural Development Coordinator in the Indians Player Development System...Spent the previous 5 seasons in the Texas organization as a coach, instructor or coordinator...Enters his 20th season in professional baseball...As the Cultural Development Coordinator he is responsible for coordinating the design, implementation and evaluation of programs and systems that facilitate the transition of foreign players on and off the field into the Cleveland Indians baseball organization.

Managerial/Coaching Career: 2008-Hitting Coach, Spokane Indians (Rangers); 2009-2011- Hitting Instructor, Texas Rangers (Rangers); 2012- Assistant Hitting Coordinator, Texas Rangers (Rangers).

Playing Career: Selected by the Boston Red Sox in the 8th round of the 1991 draft...Played professionally for 14 seasons, including four at the Major League level...Played with Boston from 1993-94 before being traded to Texas on December 9, 1994, along with Otis Nixon, in exchange for Jose Conseco...Appeared for the Rangers in 1995 and 1996 before having his rights purchased by the Yakult Swallows of Japan, where he would spend most of the 1997 season...returned to the U.S. and played in the minors from 1997-2004 with the Texas, Kansas City, Milwaukee, Arizona, Montreal and St. Louis organizations...Owned a career Major League average of .228 in 60 games.

Personal/Miscellaneous: Married, wife's name is Susan...Has four daughters Gabriella, Naomi, Samantha and Moriah...played collegiately at Union University (Jackson, TN) where he was an All-American from 1988-91 producing a .911 slugging percentage to set a NAIA record...In 2003, returned to Union and became the first Dominican-born Major Leaguer to earn his college degree...Owns the Swing City baseball academy in Keller, Texas, where he has worked with players from both the professional and amateur ranks...Has produced numerous books and videos on hitting instruction.

INDIANS NUMBER 1 DRAFT SELECTIONS

JUNE

REGULAR PHASE

| | | |
|------|------------------------|---------|
| 1965 | Ray Fosse..... | CA * |
| 1966 | John Curtis..... | LHP |
| 1967 | Jack Heidemann..... | SS * |
| 1968 | Robert Weaver..... | SS * |
| 1969 | Alvin McGrew..... | OF * |
| 1970 | Steve Dunning..... | RHP * |
| 1971 | Dave Sloan..... | RHP * |
| 1972 | Rick Manning..... | OF * |
| 1973 | Glenn Tufts..... | INF * |
| 1974 | Tom Brennan..... | RHP * |
| 1975 | Rick Cerone..... | CA * |
| 1976 | Tim Glass..... | CA * |
| 1977 | Bruce Compton..... | OF * |
| 1978 | Phil Lansford..... | 3B * |
| 1979 | John Bohnet..... | LHP * |
| 1980 | Kelly Gruber..... | SS * |
| 1981 | George Alpert..... | OF * |
| 1982 | Mark Snyder..... | RHP * |
| 1983 | David Clark..... | OF * |
| 1984 | Cory Snyder..... | SS * |
| 1985 | Mike Poehl..... | RHP * |
| 1986 | Greg Swindell..... | LHP * |
| 1987 | - None - | |
| 1988 | Mark Lewis..... | SS * |
| 1988 | Charles Nagy..... | RHP * |
| 1989 | Calvin Murray..... | OF |
| 1990 | Tim Costo..... | 1B * |
| 1991 | Manny Ramirez..... | OF * |
| 1992 | Paul Shuey..... | RHP * |
| 1993 | Daron Kirkreit..... | RHP * |
| 1994 | Jaret Wright..... | RHP * |
| 1995 | David Miller..... | 1B/OF * |
| 1996 | Danny Peoples..... | 1B/OF * |
| 1997 | Tim Drew..... | RHP * |
| 1998 | C.C. Sabathia..... | LHP * |
| 1999 | - None - | |
| 2000 | Corey Smith..... | 3B * |
| 2001 | Daniel Denham..... | RHP * |
| | Alan Horne..... | RHP |
| 2002 | Jeremy Guthrie..... | RHP * |
| 2003 | Michael Aubrey..... | 1B * |
| | Brad Snyder..... | OF * |
| 2004 | Jeremy Sowers..... | LHP * |
| 2005 | Trevor Crowe..... | OF * |
| 2006 | - None - | |
| 2007 | Beau Mills..... | INF * |
| 2008 | Lonnie Chisenhall..... | INF * |
| 2009 | Alex White..... | RHP * |
| 2010 | Drew Pomeranz..... | LHP * |
| 2011 | Francisco Lindor..... | SS * |
| 2012 | Tyler Naquin..... | OF * |

SECONDARY PHASE

| | |
|---------------------|-----|
| John Olagues..... | RHP |
| Ron Henson..... | LHP |
| Rick Austin..... | LHP |
| Rich Hand..... | RHP |
| Mike Swenton..... | OF |
| James Cox..... | SS |
| Rich Dauer..... | 2B |
| Alex Pastore..... | OF |
| Ron Montgomery..... | OF |
| John Brown..... | OF |
| Ray Gault..... | RHP |
| John Shouse..... | INF |
| Dave Grier..... | RHP |
| Wes Mitchell..... | SS |
| Dave Gallagher..... | OF |
| Adrian Perkins..... | OF |
| Brian Howard..... | INF |
| Richard Belli..... | OF |
| Mark Higgins..... | 1B |
| John Woodward..... | OF |
| Jim Bruske..... | OF |

* Signed

2012 CLEVELAND INDIANS
FIRST-YEAR PLAYER DRAFT SELECTIONS

| ROUND | NAME | POSITION | SCHOOL | STATE | HT | WT | B/T | BIRTHDATE | SCOUT |
|---------|-----------------------|----------|-------------------------|-------|------|-----|-----|-----------|----------|
| 1 (#15) | Tyler Naquin | OF | Texas A&M | TX | 6-3 | 190 | L/R | 4/24/91 | Van Hook |
| 2 | Mitchell Brown | RHP | Rochester County HS | MN | 6-1 | 195 | R/R | 4/13/94 | Pajari |
| 3 | Kieran Lovegrove | RHP | Mission Viejo HS | CA | 6-4 | 185 | R/R | 7/28/94 | Smith |
| 4 | D'Vone McClure | OF | Jacksonville Sr. HS | AR | 6-3 | 190 | R/R | 1/1/94 | Abney |
| 5 | Dylan Baker | RHP | Western Nevada CC | NV | 6-2 | 215 | R/R | 4/6/92 | Lyle |
| 6 | Joseph Wendle | INF | West Chester University | PA | 6-0 | 200 | L/R | 4/26/90 | Urcheck |
| 7 | Josh Schubert-McAdams | OF | Calhoun HS | GA | 6-4 | 210 | R/R | 1/25/94 | Tyler |
| 8 | Caleb Hamrick | RHP | Cedar Hill HS | TX | 6-2 | 210 | R/R | 9/25/90 | Allen |
| 9 | Jacob Lee | RHP | Arkansas State | AR | 6-1 | 190 | R/R | 10/25/89 | Abney |
| 10 | Josh Martin | RHP | Samford University | AL | 6-5 | 230 | R/R | 12/30/89 | Bartlett |
| 11 | Logan Vick | OF | Baylor | TX | 5-11 | 190 | S/R | 10/22/90 | Van Hook |
| 12 | Jeremy Lucas | CA | Indiana State | IN | 6-2 | 190 | R/R | 1/10/91 | Melendez |
| 13 | Tyler Booth | OF | Central Arizona College | AZ | 6-0 | 155 | L/L | 10/27/92 | Thompson |
| 14 | Scott Peoples | RHP | Western Oklahoma State | OK | 6-5 | 190 | R/R | 9/5/91 | Allen |
| 15 | Nelson Rodriguez | CA | George Washington HS | NY | 6-2 | 250 | R/R | 6/12/94 | Urcheck |
| 16 | Cody Penny | RHP | North Carolina | NC | 6-3 | 205 | R/R | 5/15/91 | Mayer |
| 17 | Andrew Calica | OF | Eastlake HS | CA | 6-1 | 180 | S/R | 3/5/94 | Smith |
| 18 | Louis Head | RHP | Texas State | TX | 6-0 | 190 | R/R | 4/23/90 | Van Hook |
| 19 | Colyn O'Connell | RHP | Dunedin HS | FL | 6-5 | 200 | R/R | 7/19/93 | Soper |
| 20 | Nicholas Pasquale | RHP | Diable Valley College | CA | 6-0 | 190 | R/R | 10/27/90 | Lyle |
| 21 | Joe Sever | IF | Pepperdine | CA | 6-0 | 205 | R/R | 8/12/90 | Sagisi |
| 22 | James Stokes | RHP | Elon University | NC | 6-6 | 225 | R/R | 10/9/90 | Mayer |
| 23 | Richard Stock | CA | Nebraska | NE | 6-2 | 190 | L/R | 2/8/91 | Abney |
| 24 | Thomas White | RHP | South Georgia College | GA | 5-11 | 185 | R/R | 11/9/91 | Tyler |
| 25 | Cameron Cox | RHP | Weatherford College | TX | 6-3 | 190 | L/R | 5/14/93 | Allen |
| 26 | Justin Garza | RHP | Bonita HS | CA | 5-10 | 160 | R/R | 3/20/94 | Smith |
| 27 | Ray Castillo | RHP | Russell County HS | AL | 6-0 | 180 | R/R | 3/23/94 | Bartlett |
| 28 | Joshua Pigg | IF | Franklin HS | CA | 6-1 | 175 | L/R | 11/9/93 | Lyle |
| 29 | Randall Fant | LHP | Arkansas | AR | 6-4 | 190 | L/L | 1/28/91 | Abney |
| 30 | Josh Lester | IF | Columbus HS | GA | 6-0 | 189 | L/L | 7/17/94 | Tyler |
| 31 | Daniel Holst | OF | Parkway South Senior HS | MO | 5-11 | 165 | L/R | 8/1/93 | Abney |
| 32 | Paul Hendrix | IF | Howard College | TX | 6-1 | 180 | R/R | 11/18/91 | Allen |
| 33 | Cory Raley | IF | Uvalde HS | TX | 6-2 | 190 | R/R | 6/22/93 | Van Hook |
| 34 | Matthew Fultz | CA | Lee's Summit West HS | MO | 6-1 | 215 | L/R | 7/28/93 | Abney |
| 35 | Nick Hamilton | IF | Kent State | OH | 6-1 | 200 | S/R | 11/19/89 | Melendez |
| 36 | Benny Suarez | RHP | Hill Junior College | TX | 6-0 | 190 | R/R | 9/28/91 | Allen |
| 37 | Jacob Morris | OF | Arkansas | AR | 6-3 | 215 | R/R | 12/19/90 | Abney |
| 38 | Joshua Nervis | RHP | Sonoma State | CA | 6-3 | 230 | R/R | 10/25/88 | Lyle |
| 39 | D.J. Brown | RHP | James Madison | VA | 6-6 | 205 | R/R | 11/28/90 | Mayer |
| 40 | Anthony Hawkins | OF | Fresno HS | CA | 5-10 | 220 | R/R | 10/12/93 | Lyle |

PLAYER DEVELOPMENT

Bold denotes signed players

2012 MINOR LEAGUE REVIEW

| Affiliate | League (Level) | Record | Standings | Playoff/Notes |
|---------------------------|---------------------|--------|--------------|-----------------|
| Columbus Clippers | International (AAA) | 75-69 | 2nd, 14.0 GB | Did Not Qualify |
| Akron Aeros | Eastern (AA) | 82-59 | 1st | E.L. Champions |
| Carolina Mudcats | Carolina (High-A) | 63-77* | 4th, 25.0 GB | Did Not Qualify |
| Lake County Captains | Midwest (A) | 71-68* | 4th, 12.0 GB | Playoff Berth |
| Mahoning Valley Scrappers | New York-Penn (A) | 30-45 | 5th, 15.5 GB | Did Not Qualify |
| AZL Indians | Arizona (Rookie) | 31-25 | 2nd, 3.5 GB | Did Not Qualify |

* Combined 1st and 2nd Half

ORGANIZATIONAL LEADERS

Batting Leaders

AVERAGE

| | |
|--------------------|------|
| 1. Dorssys Paulino | .333 |
| 2. Jorge Martinez | .324 |
| 3. Tim Fedroff | .316 |
| 4. Jordan Smith | .316 |
| 5. Thomas Neal | .314 |

HOME RUNS

| | |
|--------------------|----|
| 1. Russ Canzler | 22 |
| 2. Jared Goedert | 19 |
| 3. Matt LaPorta | 19 |
| 4. Ronny Rodriguez | 19 |
| 5. Cord Phelps | 16 |

RUNS SCORED

| | |
|---------------------|----|
| 1. Francisco Lindor | 83 |
| 2. Cord Phelps | 82 |
| 3. Tim Fedroff | 79 |
| 4. Thomas Neal | 77 |
| 5. Tyler Holt | 77 |

HITS

| | |
|--------------------|-----|
| 1. Jordan Smith | 148 |
| 1. Tim Fedroff | 148 |
| 3. Jerrud Sabourin | 140 |
| 3. Jared Goedert | 140 |
| 5. Cord Phelps | 139 |

RBI

| | |
|--------------------|----|
| 1. Russ Canzler | 79 |
| 2. Jared Goedert | 77 |
| 3. Jordan Smith | 74 |
| 4. Jesus Aguilar | 71 |
| Two others tied at | 66 |

STOLEN BASES

| | |
|---------------------|----|
| 1. Todd Hankins | 33 |
| 2. Delvi Cid | 32 |
| 3. Tyler Holt | 29 |
| 4. Francisco Lindor | 27 |
| 5. Ezequiel Carrera | 26 |

Pitching Leaders

WINS

| | |
|-------------------|----|
| 1. T.J. McFarland | 16 |
| 2. Corey Kluber | 11 |
| 3. Chris Seddon | 11 |
| 4. T.J. House | 10 |
| 5. Mike Rayl | 10 |

ERA (min. 0.8 IP/team game)

| | |
|-----------------------|------|
| 1. Steven Wright | 2.49 |
| 2. Luis DeJesus | 2.73 |
| 3. Mason Radeke | 3.28 |
| 4. Paolo Espino | 3.29 |
| 5. Geoffrey Davenport | 3.41 |

INNINGS PITCHED

| | |
|----------------------|-------|
| 1. T.J. McFarland | 163.0 |
| 2. Will Roberts | 153.0 |
| 3. Mike Rayl | 152.1 |
| 4. T.J. House | 149.1 |
| 5. Michael Goodnight | 145.1 |

SAVES

| | |
|--------------------|----|
| 1. Preston Guilmet | 24 |
| 2. Jeff Johnson | 16 |
| 3. Jose Flores | 15 |
| 4. Chris Ray | 11 |
| 5. Enosil Tejeda | 11 |

STRIKEOUTS

| | |
|-----------------|-----|
| 1. Corey Kluber | 128 |
| 2. Mason Radeke | 119 |
| 3. T.J. House | 116 |
| 4. Elvis Araujo | 111 |
| 5. Paulo Espino | 111 |

GAMES

| | |
|--------------------|----|
| 1. Preston Guilmet | 50 |
| 2. Jeff Johnson | 45 |
| 2. Shawn Armstrong | 45 |
| 4. Rob Bryson | 43 |
| 4. Cole Cook | 43 |

MINOR LEAGUE AWARD WINNERS

INTERNATIONAL LEAGUE - AAA

Indians Player of the Week: Ezequiel Carrera, Russ Canzler

IL Players of the Week: Matt LaPorta, Russ Canzler, Jeanmar Gomez, Ezequiel Carrera, Cord Phelps

Regular Season All-Stars: Matt LaPorta, Cord Phelps, Russ Canzler, Mike Sarbaugh (manager)

EASTERN LEAGUE - AA

Indians Player of the Week: Anthony Gallas, Giovanni Soto, Jared Goedert, Kyle Bellows, T.J. House, T.J. McFarland, Thomas Neal

EL Players of the Week: Steven Wright, Kyle Bellows, T.J. McFarland, Thomas Neal, Giovanni Soto, Brett Brach

Regular Season All-Stars: Kyle Landis, Steven Wright, Chun-Hsiu Chen

CAROLINA LEAGUE - A

Indians Player of the Week: Giovanni Urshela, Jordan Cooper, Tony Wolters

CL Players of the Week: Jeremie Tice, Jesus Aguilar, Giovanni Urshela, Jordan Cooper, Mike Rayl

Regular Season All-Stars: Shawn Armstrong, Jeremie Tice

MIDWEST LEAGUE - A

Indians Player of the Week: Francisco Lindor, Jordan Smith (2x), Luigi Rodriguez, Mason Radeke

MWL Players of the Week: Mason Radeke

Regular Season All-Stars: Cody Anderson, Joseph Colon, Francisco Lindor

New York-Penn League - Short-A

Indians Player of the Week: Joey Wendle, Luis DeJesus

NY-Penn Players of the Week: Luis DeJesus

Regular Season All-Stars: Charlie Valerio, Joey Wendle, Joe Sever, Luis DeJesus, Jacob Lee, Ted Kubiak (manager), Tony Mansolino (Coach), Greg Hibbard (Coach)

MINOR LEAGUE TOP PROSPECTS LIST

Baseball America 2012 Awards

Top 20 Tribe Prospects Entering 2013

- | | |
|-------------------------|---------------------------|
| 1. Trevor Bauer, RHP | 11. C.C. Lee, RHP |
| 2. Francisco Lindor, SS | 12. Scott Barnes, LHP |
| 3. Dorssys Paulino, IF | 13. Luis Lugo, LHP |
| 4. Tyler Naquin, OF | 14. Anthony Santander, OF |
| 5. Cody Allen, RHP | 15. Trey Haley, RHP |
| 6. Mitch Brown, RHP | 16. D'Vone McClure, OF |
| 7. Danny Salazar, RHP | 17. Dylan Baker, RHP |
| 8. Luigi Rodriguez, OF | 18. Tony Wolters, IF |
| 9. Ronny Rodriguez, SS | 19. Chris McGuiness, 1B |
| 10. Jesus Aguilar, 1B | 20. Tim Fedroff, OF |

Best Tools, Organization

- | | |
|-------------------------------------|------------------|
| Best Hitter for Average: | Dorssys Paulino |
| Best Power Hitter: | Jesus Aguilar |
| Best Strike-Zone Discipline: | Francisco Lindor |
| Fastest Baserunner: | Luigi Rodriguez |
| Best Athlete: | D'Vone McClure |
| Best Fastball: | Trey Haley |
| Best Curveball: | Cody Allen |
| Best Slider: | Shawn Armstrong |
| Best Changeup: | Danny Salazar |
| Best Control: | T.J. McFarland |
| Best Defensive Catcher: | Roberto Perez |
| Best Defensive Infielder: | Francisco Lindor |
| Best Infield Arm: | Giovanny Urshela |
| Best Defensive Outfielder: | Tyler Holt |
| Best Outfield Arm: | Tyler Naquin |

League Prospect Lists

- International League:** Corey Kluber (#12), Cody Allen (#13), Zach McAllister (#16)
- Eastern League:** N/A
- Carolina League:** Ronny Rodriguez (#19)
- Midwest League:** Francisco Lindor (#3)
- New York-Penn League:** Tyler Naquin (#16)
- Arizona League:** Dorssys Paulino (#5), Mitch Brown (#15)

Organization Minor League Champs

| <u>Year</u> | <u>Team</u> | <u>League</u> |
|-------------|----------------------|----------------------------|
| 2003 | Akron Aeros | Eastern League (AA) |
| 2005 | Akron Aeros | Eastern League (AA) |
| 2006 | Kinston Indians | Carolina League (A) |
| 2009 | Akron Aeros | Eastern League (AA) |
| 2010 | Columbus Clippers | International League (AAA) |
| | Lake County Captains | Midwest League (A) |
| 2011 | Columbus Clippers | International League (AAA) |
| 2012 | Akron Aeros | Eastern League (AA) |

*List contains Full-Season Leagues only

MinorLeagueBall.com

- Trevor Bauer, RHP
- Francisco Lindor, SS
- Dorssys Paulino, IF
- Mitch Brown, RHP
- Tyler Naquin, OF
- Cody Allen, RHP
- Ronny Rodriguez, SS
- Tony Wolters, IF
- Jose Ramirez, IF
- Luigi Rodriguez, OF
- Danny Salazar, RHP
- Scott Barnes, LHP
- Jesus Aguilar, 1B
- C.C. Lee, RHP
- Kieran Lovegrove, RHP

Baseball Prospectus

- Francisco Lindor, SS
- Dorssys Paulino, IF
- Ronny Rodriguez, SS
- Mitch Brown, RHP
- Luigi Rodriguez, OF
- Danny Salazar, RHP
- Cody Allen, RHP
- Tyler Naquin, OF
- Tony Wolters, IF
- Jose Ramirez, IF

MLB.com Top Prospects

- Francisco Lindor, SS
- Trevor Bauer, RHP
- Dorssys Paulino, SS
- Ronny Rodriguez, SS
- Mitch Brown, RHP
- Tyler Naquin, OF
- Tony Wolters, IF
- Danny Salazar, RHP
- Jose Ramirez, 2B
- Dillon Howard, RHP

Keith Law's Top 100

- Francisco Lindor
- Trevor Bauer
- Dorssys Paulino

MLB.com Top 100

- Francisco Lindor
- Trevor Bauer

COLUMBUS CLIPPERS (AAA)



Chris Tremie

Manager

Born: October 17, 1969 in Houston, TX

Resides: Houston, TX

Managerial/Coaching Highlights: Enters first season as the Manager of the Columbus Clippers...Marks his 8th season overall in the Indians Player Development System... Led the 2012 Akron Aeros to the Eastern League Championship Series where they defeated the Trenton Thunder (Yankees) 3-1...Finished the 2012 regular season with a 82-59 record (.582), first place in the Eastern League Western Division...In 2010 served as Manager of the AZL Indians in addition to being the Catching Coordinator in the Indians Player Development System...Managed two seasons at Kinston before

going to the AZL team.

Managerial/Coaching Career: **2006-** Manager, GCL Indians (Indians) & Catching Coordinator (Indians); **2007-** Manager, Lake County Captains (Indians); **2008-2009-** Manager, Kinston Indians (Indians); **2010-** Manager, Arizona League Indians (Indians) & Catching Coordinator (Indians); **2011-2012-** Manager, Akron Aeros (Indians).

Playing Career: Played professionally for 14 seasons in 6 different organizations (Chicago-AL, Philadelphia, Texas, Pittsburgh, Florida, Houston)...Made Major League debut with the Chicago White Sox in 1995 and appeared in 22 games in the Majors over parts of four seasons...Originally selected in the 39th round of the 1992 draft by the Chicago White Sox.

Personal/Miscellaneous: Single...Has a son, Cade, and a daughter, Reagan...Graduated from the University of Houston with a degree in Kineisiology.

TREMIE'S MANAGERIAL RECORD

| YEAR | CLUB | LEAGUE | CLASS | W-L | PCT | POS. | NOTES |
|---------------------|-------------|----------------|------------|----------------|-------------|---------|------------------------|
| 2006 | GCL Indians | Gulf Coast | Rookie | 21-29 | .420 | 5th | |
| 2007 | Lake County | South Atlantic | A | 64-74 | .464 | 6th/5th | |
| 2008 | Kinston | Carolina | Advanced A | 72-66 | .522 | 2nd/3rd | |
| 2009 | Kinston | Carolina | Advanced A | 60-78 | .482 | 3rd/3rd | |
| 2010 | AZL Indians | Arizona | Rookie | 21-35 | .375 | 4th | |
| 2011 | Akron | Eastern | AA | 73-69 | .514 | 4th | |
| 2012 | Akron | Eastern | AA | 82-59 | .582 | 1st | EL Champs AA Champs |
| MINOR TOTALS | | | | 311-351 | .470 | | |

Tony Arnold**Pitching Coach****Born:** May 3, 1959 in El Paso, TX**Resides:** McKinney, TX

Managerial/Coaching Highlights: Begins his first season as the Pitching Coach for the Columbus Clippers... Spent three stints as a member of the Akron Aeros coaching staff...In 2012 served as the Pitching Coach for Akron during which the Aeros pitching staff finished near the top of virtually every pitching statistical category... The Aeros finished first in the Eastern League in pitching with a 3.03 ERA, first in strikeouts (1057), 3rd in saves (43), T3rd in shutouts (9) and T3rd in complete games (5)...Aeros also finished with the most strikeouts, saves and lowest ERA among the Tribe's six farm teams...Arnold served on the Akron staff from 1996-1999 and again in 2008...Marks his 21st season as a coach in the Indians Player Development System...In 2010 served as the Pitching Coach for the Kinston Indians during which the Kinston pitching staff posted the Carolina League's best ERA (3.31)...Originally began his coaching career with the Los Angeles Dodgers organization in 1990.

Managerial/Coaching Career: **1990-1992-** Pitching Coach, Yakima Bears (Dodgers); **1993-1994-** Pitching Coach, Watertown Indians (Indians); **1995-** Pitching Coach, Kinston Indians (Indians); **1996-1999-** Pitching Coach, Akron Aeros (Indians); **2000-2002-** Pitching Coach, Burlington Indians (Indians); **2003-2004-** Pitching Coach, Lake County Captains (Indians); **2005-** Pitching Coach, Mahoning Valley Scrappers (Indians); **2006-** Pitching Coach, Burlington Indians (Indians); **2007-** Pitching Coach, Kinston Indians (Indians); **2008-** Pitching Coach, Akron Aeros (Indians); **2009-** Pitching Coach, Lake County Captains (Indians); **2010-** Pitching Coach, Kinston Indians (Indians); **2011-2012-** Pitching Coach, Akron Aeros (Indians)

Playing Career: Played professionally for 10 seasons in the Baltimore Orioles and Los Angeles Dodgers organizations...Made his Major League debut with the Orioles in 1986 appearing in 11 games...Also made 27 appearances for Baltimore in 1987, his only other year in the majors...Originally selected in the 10th round of the 1981 draft by the Baltimore Orioles.

Personal/Miscellaneous: Married, wife's name is Sara...Has 3 children - Devin, Caroline and Avery...Graduated from the University of Texas with a degree in Physical Education in 1981...Was an NCAA All-American in 1981.

Philip Clark**Hitting Coach****Born:** May 6, 1968 in Crockett, TX**Resides:** Bryan, TX

Managerial/Coaching Highlights: Begins his second season as the Hitting Coach with the Triple-A Columbus Clippers...With Clark at the helm in 2012, Columbus led the International League in batting (.269), hits (1302), doubles (296), home runs (150), and slugging percentage (.433)...Clark spent the 2011 season in the same capacity at Class-A Kinston...Marks his 7th season in the Indians organization...In 2010 was a coach for the Lake County Captains.

Managerial/Coaching Career: **2007-2008-** Coach, GCL Indians (Indians); **2009-** Coach, Mahoning Valley Scrappers (Indians); **2010-** Coach, Lake County Captains (Indians); **2011-** Coach, Kinston Indians (Indians); **2012-** Hitting Coach, Columbus Clippers (Indians).

Playing Career: Selected in the 1st round (18th overall) in the 1986 draft by the Detroit Tigers...Played professionally for 15 seasons including spending parts of five seasons in the Majors with the Detroit Tigers, San Diego Padres and Boston Red Sox...Owned a career Major League average of .276 with 17HR and 65RBI in 264 career games...Enjoyed his finest season in the Majors in 1993 with the Padres where he hit .312 with 9HR and 33RBI in 102 games...Ended his professional career playing in Japan for the Osaka Buffaloes where he was named the Japan League MVP in 1998.

Personal/Miscellaneous: Married, wife's name is Judy...Has three sons - Christopher, Will and Nicholas.

2012 COLUMBUS (AAA) STATISTICS

COLUMBUS FINAL BATTING STATISTICS

| PLAYER | AVG | G | AB | R | H | 2B | 3B | HR | RBI | BB | SO | SB | CS | GAMES BY POSITION | | | | | | |
|---------------------|-------------|------------|-------------|------------|-------------|------------|-----------|------------|------------|------------|-------------|-----------|-----------|-------------------|-----|----|----|----|----|------------|
| | | | | | | | | | | | | | | 1B | 2B | 3B | SS | OF | C | E |
| Anderson, Lars * | .196 | 18 | 56 | 4 | 11 | 5 | 0 | 0 | 7 | 9 | 18 | 0 | 0 | 14 | 0 | 0 | 0 | 0 | 0 | 1 |
| Canzler, Russ | .265 | 130 | 487 | 68 | 129 | 36 | 3 | 22 | 79 | 46 | 128 | 2 | 4 | 47 | 0 | 8 | 0 | 47 | 0 | 11 |
| Carlin, Luke# | .256 | 62 | 206 | 23 | 52 | 10 | 0 | 3 | 27 | 34 | 26 | 0 | 1 | 6 | 0 | 0 | 0 | 0 | 62 | 4 |
| Carrera, Ezequiel* | .294 | 97 | 394 | 65 | 116 | 19 | 6 | 6 | 42 | 29 | 60 | 26 | 7 | 0 | 0 | 0 | 0 | 94 | 0 | 6 |
| Chisenhall, Lonnie* | .314 | 30 | 118 | 16 | 37 | 12 | 0 | 4 | 17 | 4 | 22 | 0 | 0 | 0 | 27 | 0 | 0 | 0 | 0 | 6 |
| Copeland, Ben* | .242 | 10 | 33 | 2 | 8 | 1 | 0 | 2 | 3 | 0 | 5 | 0 | 0 | 0 | 0 | 0 | 0 | 10 | 0 | 0 |
| Crowe, Trevor# | .250 | 38 | 132 | 20 | 33 | 7 | 1 | 3 | 12 | 17 | 24 | 8 | 3 | 0 | 0 | 0 | 0 | 31 | 0 | 0 |
| Cunningham, Aaron | .203 | 22 | 74 | 6 | 15 | 4 | 0 | 2 | 5 | 8 | 21 | 0 | 0 | 0 | 0 | 0 | 0 | 22 | 0 | 0 |
| Diaz, Juan# | .306 | 19 | 72 | 12 | 22 | 5 | 9 | 2 | 11 | 4 | 18 | 0 | 0 | 0 | 0 | 0 | 19 | 0 | 0 | 1 |
| Donald, Jason | .277 | 65 | 256 | 46 | 71 | 18 | 3 | 6 | 31 | 30 | 58 | 5 | 5 | 0 | 10 | 7 | 33 | 17 | 0 | 9 |
| Fedroff, Tim* | .325 | 69 | 265 | 52 | 86 | 14 | 5 | 9 | 32 | 31 | 45 | 9 | 0 | 0 | 0 | 0 | 0 | 68 | 0 | 0 |
| Gallas, Anthony | .308 | 6 | 13 | 2 | 4 | 1 | 0 | 0 | 2 | 1 | 3 | 0 | 0 | 0 | 0 | 0 | 0 | 5 | 0 | 1 |
| Goedert, Jared | .279 | 86 | 326 | 54 | 91 | 17 | 0 | 14 | 60 | 28 | 72 | 0 | 1 | 11 | 0 | 42 | 0 | 15 | 0 | 10 |
| Hernandez, Michel | .105 | 6 | 19 | 2 | 2 | 1 | 0 | 0 | 1 | 4 | 2 | 0 | 1 | 0 | 0 | 0 | 0 | 0 | 6 | 0 |
| Huffman, Chad | .282 | 67 | 234 | 34 | 66 | 22 | 0 | 6 | 33 | 23 | 58 | 1 | 0 | 0 | 0 | 0 | 0 | 54 | 0 | 1 |
| LaPorta, Matt | .264 | 101 | 375 | 56 | 99 | 19 | 1 | 19 | 62 | 44 | 81 | 0 | 3 | 52 | 0 | 0 | 0 | 25 | 0 | 5 |
| LaRoche, Andy | .234 | 46 | 145 | 18 | 34 | 5 | 0 | 5 | 16 | 20 | 28 | 0 | 0 | 0 | 0 | 30 | 10 | 0 | 0 | 9 |
| Lopez, Jose | .522 | 6 | 23 | 1 | 12 | 4 | 0 | 0 | 4 | 1 | 2 | 0 | 0 | 0 | 0 | 5 | 0 | 0 | 0 | 2 |
| Mills, Beau* | .197 | 39 | 127 | 13 | 25 | 4 | 0 | 7 | 21 | 7 | 34 | 0 | 0 | 16 | 0 | 0 | 0 | 0 | 0 | 0 |
| Pagnozzi, Matt | .224 | 78 | 245 | 27 | 55 | 12 | 0 | 7 | 32 | 33 | 71 | 0 | 0 | 0 | 0 | 0 | 0 | 76 | 4 | 0 |
| Petit, Gregorio | .260 | 111 | 377 | 51 | 98 | 24 | 0 | 10 | 45 | 29 | 75 | 1 | 2 | 1 | 0 | 30 | 82 | 0 | 0 | 16 |
| Phelps, Cord# | .276 | 135 | 503 | 82 | 139 | 34 | 3 | 16 | 62 | 71 | 94 | 9 | 4 | 0 | 132 | 0 | 0 | 0 | 0 | 5 |
| Rohlinger, Ryan | .308 | 4 | 13 | 3 | 4 | 0 | 0 | 1 | 4 | 1 | 1 | 0 | 0 | 0 | 2 | 1 | 1 | 0 | 0 | 0 |
| Rottino, Vinny | .291 | 60 | 234 | 38 | 68 | 18 | 1 | 5 | 41 | 22 | 33 | 9 | 3 | 9 | 0 | 0 | 0 | 41 | 2 | 3 |
| Spilborghs, Ryan | .250 | 21 | 72 | 12 | 18 | 3 | 0 | 1 | 13 | 10 | 18 | 0 | 0 | 0 | 0 | 0 | 0 | 17 | 0 | 0 |
| Tolentino, Patric | .000 | 1 | 1 | 0 | 0 | 0 | 0 | 0 | 0 | 0 | 1 | 0 | 0 | 1 | 0 | 0 | 0 | 0 | 0 | 0 |
| Toole, Justin | .333 | 6 | 18 | 2 | 6 | 1 | 0 | 0 | 2 | 0 | 1 | 0 | 0 | 0 | 1 | 0 | 5 | 0 | 0 | 1 |
| Team Total | .269 | 144 | 4832 | 709 | 1302 | 296 | 23 | 150 | 665 | 506 | 1003 | 70 | 34 | | | | | | | 109 |

(*) Left-Handed ; (#) Switch-hitter

COLUMBUS FINAL PITCHING STATISTICS

| PITCHER | W | L | ERA | G | GS | CG | SHO | SV | IP | H | R | ER | HR | HB | BB | SO | BK | WP |
|-------------------|-----------|-----------|-------------|------------|------------|----------|----------|-----------|---------------|-------------|------------|------------|------------|-----------|------------|-------------|----------|-----------|
| Accardo, Jeremy | 0 | 2 | 2.76 | 13 | 0 | 0 | 0 | 4 | 16.1 | 12 | 7 | 5 | 0 | 1 | 7 | 16 | 0 | 1 |
| Allen, Cody | 3 | 2 | 2.27 | 24 | 0 | 0 | 0 | 2 | 31.2 | 22 | 8 | 8 | 3 | 0 | 9 | 35 | 0 | 0 |
| Ambriz, Hector | 0 | 1 | 3.55 | 20 | 1 | 0 | 0 | 1 | 33.0 | 29 | 14 | 13 | 3 | 0 | 17 | 25 | 0 | 6 |
| Barnes, Scott* | 2 | 3 | 3.98 | 31 | 3 | 0 | 0 | 2 | 52.0 | 37 | 26 | 23 | 1 | 4 | 23 | 67 | 0 | 3 |
| Berger, Eric | 2 | 6 | 5.50 | 26 | 13 | 0 | 0 | 0 | 88.1 | 92 | 55 | 54 | 16 | 1 | 29 | 78 | 0 | 8 |
| Cook, Cole | 0 | 0 | 0.00 | 4 | 2 | 0 | 0 | 0 | 12.0 | 9 | 0 | 0 | 0 | 0 | 4 | 10 | 0 | 0 |
| De La Torre, Jose | 1 | 0 | 3.38 | 7 | 0 | 0 | 0 | 0 | 10.2 | 9 | 4 | 4 | 0 | 1 | 2 | 16 | 0 | 1 |
| Espino, Paolo | 0 | 1 | 6.75 | 2 | 2 | 0 | 0 | 0 | 6.2 | 10 | 8 | 5 | 2 | 1 | 4 | 5 | 0 | 1 |
| Gomez, Jeanmar | 6 | 5 | 4.41 | 11 | 11 | 1 | 1 | 0 | 69.1 | 75 | 39 | 34 | 6 | 1 | 17 | 54 | 0 | 2 |
| Hagadone, Nick* | 0 | 0 | 0.00 | 5 | 0 | 0 | 0 | 0 | 7.1 | 4 | 0 | 0 | 0 | 0 | 1 | 7 | 0 | 0 |
| Herrmann, Frank | 2 | 2 | 4.78 | 42 | 0 | 0 | 0 | 8 | 52.2 | 58 | 31 | 28 | 8 | 1 | 15 | 58 | 0 | 4 |
| Huff, David* | 7 | 6 | 4.97 | 24 | 22 | 2 | 1 | 0 | 134.0 | 155 | 78 | 74 | 27 | 2 | 34 | 79 | 0 | 7 |
| Kluber, Corey | 11 | 7 | 3.59 | 21 | 21 | 1 | 0 | 0 | 125.1 | 121 | 62 | 50 | 9 | 5 | 49 | 128 | 0 | 6 |
| Landis, Kyle | 0 | 0 | 6.00 | 1 | 0 | 0 | 0 | 0 | 3.0 | 2 | 2 | 2 | 1 | 0 | 1 | 2 | 0 | 0 |
| Langwell, Matt | 4 | 0 | 3.29 | 32 | 0 | 0 | 0 | 0 | 54.2 | 49 | 21 | 20 | 0 | 7 | 22 | 63 | 0 | 2 |
| Lee, Chen | 2 | 0 | 2.57 | 5 | 0 | 0 | 0 | 0 | 7.0 | 5 | 2 | 2 | 1 | 0 | 1 | 8 | 0 | 1 |
| Maine, Scott* | 0 | 0 | 0.00 | 2 | 0 | 0 | 0 | 0 | 2.0 | 2 | 0 | 0 | 0 | 0 | 0 | 0 | 0 | 0 |
| McAllister, Zach | 5 | 2 | 2.98 | 11 | 11 | 0 | 0 | 0 | 63.1 | 59 | 27 | 21 | 5 | 2 | 19 | 52 | 0 | 3 |
| McFarland, T.J. * | 8 | 6 | 4.82 | 17 | 17 | 1 | 1 | 0 | 102.2 | 112 | 55 | 55 | 9 | 1 | 33 | 55 | 0 | 5 |
| Murata, Toru | 0 | 1 | 5.87 | 2 | 2 | 0 | 0 | 0 | 7.2 | 8 | 5 | 5 | 1 | 0 | 2 | 5 | 0 | 0 |
| Packer, Matt* | 1 | 4 | 5.50 | 6 | 6 | 0 | 0 | 0 | 34.1 | 45 | 21 | 21 | 6 | 0 | 14 | 23 | 0 | 1 |
| Price, Bryan | 0 | 1 | 6.63 | 13 | 0 | 0 | 0 | 0 | 19.0 | 27 | 14 | 14 | 2 | 0 | 12 | 17 | 0 | 3 |
| Ray, Chris | 2 | 4 | 2.75 | 33 | 0 | 0 | 0 | 11 | 36.0 | 33 | 16 | 11 | 1 | 1 | 17 | 30 | 0 | 1 |
| Romero, J.C. * | 0 | 0 | 3.12 | 8 | 0 | 0 | 0 | 1 | 8.2 | 4 | 3 | 3 | 3 | 0 | 3 | 7 | 0 | 0 |
| Schwinden, Chris | 1 | 2 | 5.87 | 3 | 3 | 0 | 0 | 0 | 15.1 | 16 | 11 | 10 | 4 | 0 | 6 | 5 | 0 | 2 |
| Seddon, Chris* | 11 | 5 | 3.44 | 20 | 20 | 1 | 0 | 0 | 123.0 | 112 | 55 | 47 | 16 | 2 | 27 | 108 | 0 | 4 |
| Slowey, Kevin | 3 | 3 | 5.14 | 8 | 8 | 0 | 0 | 0 | 49.0 | 52 | 31 | 28 | 7 | 1 | 13 | 34 | 0 | 2 |
| Sturdevant, Tyler | 0 | 3 | 6.30 | 18 | 0 | 0 | 0 | 0 | 20.0 | 29 | 14 | 14 | 5 | 0 | 9 | 15 | 0 | 0 |
| Van Mil, Loek | 0 | 0 | 6.48 | 6 | 0 | 0 | 0 | 0 | 8.1 | 12 | 6 | 6 | 1 | 0 | 7 | 4 | 0 | 0 |
| Wheeler, Dan | 3 | 3 | 2.32 | 36 | 0 | 0 | 0 | 5 | 42.2 | 38 | 14 | 11 | 4 | 3 | 13 | 30 | 0 | 0 |
| TEAM TOTAL | 88 | 56 | 3.94 | 144 | 144 | 6 | 9 | 45 | 1253.0 | 1270 | 622 | 548 | 118 | 40 | 417 | 1142 | 8 | 56 |

*Left-handed

AKRON AEROS (AA)



Edwin Rodriguez

Manager

Born: August 14, 1960 in Ponce, PR

Resides: Trujillo Alto, PR

Managerial/Coaching Highlights: Enters first season at Class-AA Akron and second season in the Indians organization... Compiled a two-year managerial record of 78-85 (.479) over his two seasons as Manager of the Florida Marlins from June 23, 2010 to June 18, 2011, becoming the first Puerto Rican-born manager in Major League Baseball history... Prior to his stint as Marlins skipper, he managed in the Florida Player Development System from 2005-2010, first joining the South Florida organization in 2004 as hitting coach for the then Double A Carolina Mudcats... Managed the Rookie

level Princeton Devil Rays from 2000-2002... Prior to joining the Tampa Bay organization as a coach, served as a scout with the Minnesota Twins from 1989 to 1996.

Managerial/Coaching Career: **1989-1996**- Coach/Scout (Twins); **1999**- Manager, NYPL Hudson Valley (Tampa Bay); **2000-2002**- Manager, Rookie Princeton (Tampa Bay); **2004**- Coach, AA Carolina (Marlins); **2005-2006**- Manager, GCL Marlins; **2007-2008**- Manager, A Greensboro (Marlins); **2009-2010**; Manager, AAA New Orleans (Marlins); **2010-2011**- Manager, Florida Marlins; **2012**- Manager, A Carolina (Indians)

Playing Career: Signed by the New York Yankees as a minor league free agent in 1980 and made his professional debut with the GCL Yankees... Made Major League debut on September 28, 1982 with the New York Yankees. ... Played parts of three seasons with the Yankees and San Diego Padres... In his minor league career, hit .262 over parts of seven seasons.

Personal/Miscellaneous: Has an accounting degree from Pontifical Catholic University of Puerto Rico.

RODRIGUEZ' MANAGERIAL RECORD

| YEAR | CLUB | LEAGUE | CLASS | W-L | PCT | POS. | NOTES |
|---------------------|-----------------|----------------|--------|----------------|-------------|------|-------|
| 1999 | Hudson Valley | New York-Penn | A | 42-34 | .553 | 2nd | |
| 2000 | Princeton | Appalachian | Rookie | 34-34 | .500 | 2nd | |
| 2001 | Princeton | Appalachian | Rookie | 28-39 | .418 | 5th | |
| 2002 | Princeton | Appalachian | Rookie | 19-49 | .279 | 5th | |
| 2005 | GCL Marlins | Gulf Coast | Rookie | 24-30 | .444 | 3rd | |
| 2006 | GCL Marlins | Gulf Coast | Rookie | 29-34 | .460 | 2nd | |
| 2007 | Greensboro | South Atlantic | A | 71-69 | .507 | 4th | |
| 2008 | Greensboro | South Atlantic | A | 66-72 | .478 | 5th | |
| 2009 | New Orleans | Pacific Coast | AAA | 63-80 | .441 | 3rd | |
| 2010 | New Orleans | Pacific Coast | AAA | 33-37 | .471 | 3rd | |
| 2010 | Florida Marlins | National | Majors | 46-46 | .500 | 3rd | |
| 2011 | Florida Marlins | National | Majors | 32-39 | .451 | 5th | |
| 2012 | Carolina | Carolina | A | 63-77 | .450 | 4th | |
| MINOR TOTALS | | | | 409-478 | .461 | | |
| MAJOR TOTALS | | | | 78-85 | .479 | | |

PLAYER DEVELOPMENT

Greg Hibbard**Pitching Coach****Born:** September 13, 1964 in New Orleans, LA**Resides:** Arlington, TN

Managerial/Coaching Highlights: Returns to Akron for his second stint as Pitching Coach of the Aeros, a post he previously held during the 2010 season... Marks his eleventh season as a Pitching Coach in the Indians farm system ...Spent previous two seasons as Pitching Coach of the Mahoning Valley Scrappers...With the Scrappers last season he earned a position on the 2012 New York-Penn League All-Star coaching staff...Mahoning Valley posted an ERA of 3.59 in 2011, the lowest mark among the Tribe's six farm teams (6th in the NYPL)...Also served as the Pitching Coach for the Scrappers during the 2003 season...began his coaching career as the Pitching Coach of the Schaumburg Flyers of the Northwest League.

Managerial/Coaching Career: **1999-2001-** Pitching Coach, Schaumburg Flyers (Independent); **2001-2002-** Pitching Coach, Joliet (Independent); **2003-** Pitching Coach, Mahoning Valley Scrappers (Indians); **2004-** Pitching Coach, Kinston Indians (Indians); **2005-** Pitching Coach, Akron Aeros (Indians); **2006-** Pitching Coach, Buffalo Bisons (Indians); **2007-** Pitching Coach, Akron Aeros (Indians); **2008-2009-** Pitching Coach, Kinston Indians (Indians); **2010-** Pitching Coach, Akron Aeros (Indians); **2011-2012** Pitching Coach, Mahoning Valley Scrappers (Indians)

Playing Career: Played professionally for 12 seasons, including 6 seasons at the Major League level...Appeared in the Majors with three different organizations (Chicago White Sox, Chicago Cubs and Seattle Mariners)...Won 10 or more games four consecutive seasons from 1990-1993...Won a career-high 15 games with the Cubs in 1993...Posted a career record of 57-50 with one save and a 4.05 ERA in 165 appearances/158 starts at the Major League level...Originally a 16th round selection in the 1986 draft by the Kansas City Royals.

Personal/Miscellaneous: Married, wife's name is Shea...Has four children - Britton, Kellon, Jack and Ali... Attended Mississippi Gulf Coast Community College and also the University of Alabama.

Jim Rickon**Hitting Coach****Born:** June 1, 1976 in Cleveland, OH**Resides:** Hudson, OH

Managerial/Coaching Highlights: Returns to Akron for his second stint as the Hitting Coach for the Aeros... Spent 2011-2012 as the Hitting Coach for the Lake County Captains who ranked 3rd in the Midwest League in doubles and 5th in HR in 2011...Spent 2010 on the staff of the Akron Aeros...Also was a coach at Lake County in 2005 and again from 2007-2009...Marks his 15th season in the Indians organization as either a player, coach or instructor...Served on the staff of the Carolina League Champion Kinston Indians in 2006...Began his post playing career as an instructor in the Indians Player Development System.

Managerial/Coaching Career: **2002-2004-** Player/Coach, Mahoning Valley Scrappers (Indians); **2005-** Coach, Lake County Captains (Indians); **2006-** Coach, Kinston Indians (Indians); **2007-2009-** Coach, Lake County Captains (Indians); **2010-** Coach, Akron Aeros (Indians); **2011-2012** Coach, Lake County (Indians).

Playing Career: Signed as a non-drafted free agent by the Indians after graduating from Cleveland State University in 1999...Played professionally for three seasons, all with the Indians organization from 1999-2001 advancing as high as the Double A level with the Akron Aeros...Owns a career minor league average of .257 with 10HR and 40RBI in 111 games.

Personal/Miscellaneous: Married, wife's name is Adriana...Has three children - Mason, Avery and Campbell... Graduated from Cleveland State University with an Art degree...Attended Maple Heights High School in Maple Heights, OH.

2012 AKRON (AA) STATISTICS

AKRON FINAL BATTING STATISTICS

| PLAYER | AVG | G | AB | R | H | 2B | 3B | HR | RBI | BB | SO | GAMES BY POSITION | | | | | | | | |
|--------------------|-------------|------------|-------------|------------|-------------|------------|-----------|-----------|------------|------------|------------|-------------------|-----------|----|----|----|----|-----|----|-----------|
| | | | | | | | | | | | | SB | CS | 1B | 2B | 3B | SS | OF | C | E |
| Abraham, Adam | .259 | 108 | 379 | 63 | 98 | 28 | 1 | 13 | 54 | 44 | 80 | 2 | 4 | 58 | 1 | 16 | 0 | 2 | 0 | 2 |
| Aguilar, Jesus | .292 | 20 | 72 | 12 | 21 | 6 | 0 | 3 | 13 | 13 | 24 | 0 | 0 | 13 | 0 | 0 | 0 | 0 | 0 | 0 |
| Bellows, Kyle | .243 | 59 | 202 | 26 | 49 | 10 | 0 | 5 | 29 | 27 | 42 | 3 | 1 | 0 | 0 | 59 | 0 | 0 | 0 | 7 |
| Casas, Jordan* | .000 | 3 | 5 | 0 | 0 | 0 | 0 | 0 | 0 | 0 | 0 | 0 | 0 | 0 | 0 | 0 | 0 | 3 | 0 | 0 |
| Chen, Chun-Hsiu | .308 | 108 | 399 | 62 | 123 | 30 | 1 | 5 | 43 | 56 | 101 | 6 | 3 | 62 | 0 | 0 | 0 | 0 | 8 | 3 |
| Copeland, Ben* | .189 | 46 | 148 | 22 | 28 | 7 | 2 | 1 | 15 | 11 | 33 | 12 | 1 | 0 | 0 | 0 | 0 | 45 | 0 | 0 |
| Crowe, Trevor# | .333 | 4 | 15 | 1 | 5 | 2 | 0 | 0 | 1 | 2 | 0 | 0 | 0 | 0 | 0 | 0 | 0 | 4 | 0 | 0 |
| Diaz, Juan# | .259 | 96 | 371 | 51 | 96 | 24 | 2 | 11 | 52 | 25 | 95 | 1 | 3 | 0 | 0 | 0 | 96 | 0 | 0 | 20 |
| Fedroff, Tim* | .305 | 54 | 203 | 27 | 62 | 9 | 5 | 3 | 22 | 30 | 33 | 5 | 6 | 0 | 0 | 0 | 0 | 50 | 0 | 2 |
| Goedert, Jared | .395 | 35 | 124 | 19 | 49 | 10 | 1 | 5 | 17 | 20 | 20 | 0 | 0 | 1 | 0 | 5 | 0 | 24 | 0 | 0 |
| Henry, Jordan* | .278 | 73 | 248 | 33 | 69 | 6 | 1 | 0 | 16 | 33 | 31 | 8 | 4 | 0 | 0 | 0 | 0 | 69 | 0 | 2 |
| Hernandez, Michel | .208 | 46 | 144 | 7 | 30 | 10 | 0 | 1 | 15 | 6 | 19 | 1 | 0 | 0 | 0 | 0 | 0 | 44 | 3 | 3 |
| Holt, Tyler | .250 | 55 | 216 | 29 | 54 | 5 | 2 | 0 | 12 | 24 | 41 | 13 | 4 | 0 | 0 | 0 | 0 | 55 | 0 | 2 |
| Lawson, Matt | .327 | 60 | 196 | 20 | 64 | 17 | 3 | 1 | 23 | 23 | 30 | 7 | 4 | 0 | 59 | 1 | 0 | 0 | 0 | 5 |
| Neal, Thomas | .314 | 117 | 405 | 77 | 127 | 24 | 1 | 12 | 51 | 46 | 71 | 11 | 8 | 0 | 0 | 0 | 0 | 102 | 0 | 1 |
| Perez, Roberto | .212 | 95 | 283 | 31 | 60 | 16 | 2 | 1 | 31 | 49 | 67 | 0 | 1 | 0 | 0 | 0 | 0 | 0 | 95 | 8 |
| Rohlinger, Ryan | .235 | 108 | 353 | 44 | 83 | 14 | 0 | 7 | 48 | 51 | 59 | 2 | 2 | 1 | 33 | 50 | 24 | 0 | 0 | 3 |
| Rojas, Carlos | .067 | 10 | 30 | 2 | 2 | 0 | 0 | 0 | 2 | 6 | 5 | 0 | 0 | 0 | 0 | 6 | 4 | 0 | 0 | 4 |
| Stoneburner, Davis | .198 | 102 | 313 | 26 | 62 | 17 | 3 | 0 | 26 | 25 | 75 | 13 | 4 | 4 | 55 | 14 | 23 | 10 | 0 | 13 |
| Tice, Jeremie | .262 | 16 | 65 | 5 | 17 | 5 | 0 | 1 | 11 | 4 | 20 | 0 | 0 | 1 | 0 | 0 | 0 | 11 | 0 | 0 |
| Tolentino, Patric | .125 | 9 | 24 | 1 | 3 | 1 | 0 | 0 | 0 | 2 | 8 | 0 | 0 | 2 | 0 | 0 | 0 | 0 | 5 | 0 |
| Toole, Justin | .080 | 8 | 25 | 0 | 2 | 0 | 0 | 0 | 1 | 0 | 4 | 0 | 0 | 6 | 2 | 1 | 0 | 0 | 0 | 2 |
| Weglarz, Nick* | .239 | 109 | 368 | 47 | 88 | 22 | 0 | 14 | 58 | 58 | 140 | 3 | 1 | 0 | 0 | 0 | 0 | 73 | 0 | 4 |
| Team Total | .260 | 141 | 4588 | 605 | 1192 | 263 | 24 | 83 | 540 | 555 | 998 | 87 | 46 | | | | | | | 96 |

(*) Left-Handed ; (#) Switch-hitter


AKRON FINAL PITCHING STATISTICS

| PITCHER | W | L | ERA | G | GS | CG | SHO | SV | IP | H | R | ER | HR | HB | BB | SO | BK | WP |
|---------------------|-----------|-----------|-------------|------------|------------|----------|----------|-----------|---------------|-------------|------------|------------|-----------|-----------|------------|-------------|----------|-----------|
| Allen, Cody | 0 | 0 | 1.17 | 5 | 0 | 0 | 0 | 1 | 7.2 | 2 | 1 | 1 | 1 | 0 | 0 | 10 | 0 | 0 |
| Armstrong, Shawn | 1 | 0 | 0.89 | 17 | 0 | 0 | 0 | 3 | 20.1 | 12 | 2 | 2 | 0 | 1 | 12 | 22 | 0 | 1 |
| Berger, Eric* | 0 | 3 | 4.37 | 5 | 5 | 0 | 0 | 0 | 22.2 | 22 | 16 | 11 | 3 | 0 | 8 | 21 | 0 | 1 |
| Brach, Brett | 5 | 7 | 3.65 | 19 | 18 | 0 | 0 | 0 | 93.2 | 106 | 45 | 38 | 8 | 5 | 35 | 49 | 1 | 2 |
| Bryson, Rob | 5 | 5 | 2.62 | 43 | 0 | 0 | 0 | 2 | 65.1 | 45 | 20 | 19 | 4 | 1 | 43 | 76 | 2 | 4 |
| Cook, Cole | 0 | 0 | 2.08 | 3 | 0 | 0 | 0 | 0 | 4.1 | 4 | 1 | 1 | 0 | 0 | 1 | 4 | 0 | 1 |
| De La Torre, Jose | 7 | 1 | 2.80 | 27 | 1 | 0 | 0 | 2 | 45.0 | 33 | 16 | 14 | 0 | 1 | 19 | 42 | 1 | 6 |
| Espino, Paolo | 7 | 3 | 3.09 | 22 | 20 | 0 | 0 | 0 | 116.1 | 116 | 42 | 40 | 7 | 4 | 34 | 106 | 0 | 3 |
| Flores, Jose | 0 | 1 | 2.70 | 6 | 0 | 0 | 0 | 0 | 6.2 | 6 | 4 | 2 | 0 | 0 | 2 | 4 | 0 | 0 |
| Guilmet, Preston | 2 | 2 | 2.39 | 50 | 0 | 0 | 0 | 24 | 52.2 | 41 | 14 | 14 | 4 | 0 | 13 | 51 | 0 | 4 |
| Haley, Trey | 3 | 1 | 1.76 | 9 | 0 | 0 | 0 | 0 | 15.1 | 10 | 5 | 3 | 0 | 3 | 11 | 23 | 0 | 2 |
| House, T.J.* | 8 | 5 | 3.98 | 23 | 23 | 1 | 1 | 0 | 124.1 | 114 | 59 | 55 | 7 | 7 | 44 | 90 | 1 | 2 |
| Huff, David* | 0 | 0 | 0.00 | 1 | 1 | 0 | 0 | 0 | 4.0 | 1 | 0 | 0 | 0 | 0 | 1 | 3 | 0 | 0 |
| Jimenez, Francisco* | 0 | 1 | 12.27 | 1 | 1 | 0 | 0 | 0 | 3.2 | 7 | 5 | 5 | 0 | 0 | 1 | 2 | 0 | 1 |
| Landis, Kyle | 6 | 4 | 3.55 | 41 | 0 | 0 | 0 | 2 | 66.0 | 67 | 26 | 26 | 5 | 3 | 13 | 55 | 0 | 1 |
| Langwell, Matt | 0 | 0 | 0.63 | 10 | 0 | 0 | 0 | 3 | 14.1 | 10 | 2 | 1 | 0 | 0 | 5 | 18 | 0 | 0 |
| McFarland, T.J.* | 8 | 2 | 2.69 | 10 | 10 | 1 | 0 | 0 | 60.1 | 61 | 18 | 18 | 1 | 3 | 12 | 41 | 0 | 1 |
| Murata, Toru | 3 | 1 | 2.60 | 24 | 8 | 0 | 0 | 0 | 65.2 | 59 | 22 | 19 | 1 | 2 | 19 | 59 | 0 | 2 |
| Packer, Matt* | 2 | 1 | 2.41 | 3 | 3 | 0 | 0 | 0 | 18.2 | 20 | 8 | 5 | 2 | 1 | 1 | 12 | 0 | 1 |
| Perez, Rafael* | 0 | 0 | 0.00 | 3 | 1 | 0 | 0 | 0 | 4.0 | 2 | 0 | 0 | 0 | 0 | 0 | 0 | 0 | 0 |
| Price, Bryan | 2 | 3 | 3.02 | 27 | 0 | 0 | 0 | 4 | 50.2 | 44 | 20 | 17 | 6 | 3 | 12 | 46 | 0 | 5 |
| Radeke, Mason | 1 | 1 | 1.50 | 3 | 1 | 0 | 0 | 0 | 6.0 | 5 | 4 | 1 | 2 | 0 | 2 | 2 | 0 | 0 |
| Rayl, Mike* | 0 | 1 | 15.00 | 1 | 1 | 0 | 0 | 0 | 3.0 | 8 | 7 | 5 | 1 | 1 | 2 | 0 | 0 | 1 |
| Rondon, Hector | 0 | 0 | 2.25 | 2 | 0 | 0 | 0 | 0 | 4.0 | 4 | 1 | 1 | 0 | 0 | 1 | 3 | 0 | 1 |
| Salazar, Danny | 4 | 0 | 1.85 | 6 | 6 | 0 | 0 | 0 | 34.0 | 25 | 8 | 7 | 1 | 0 | 8 | 23 | 0 | 1 |
| Soto, Giovanni* | 6 | 9 | 3.93 | 22 | 22 | 2 | 0 | 0 | 121.1 | 111 | 62 | 53 | 10 | 8 | 49 | 100 | 0 | 6 |
| Stowell, Bryce | 2 | 1 | 3.72 | 25 | 0 | 0 | 0 | 2 | 29.0 | 23 | 13 | 12 | 5 | 0 | 9 | 44 | 0 | 1 |
| Sturdevant, Tyler | 0 | 0 | 3.72 | 6 | 0 | 0 | 0 | 0 | 9.2 | 10 | 5 | 4 | 1 | 2 | 3 | 10 | 0 | 0 |
| Van Mil, Loek | 1 | 1 | 1.94 | 27 | 0 | 0 | 0 | 0 | 46.1 | 34 | 11 | 10 | 2 | 0 | 11 | 40 | 0 | 5 |
| Wright, Steven | 9 | 6 | 2.49 | 20 | 20 | 1 | 1 | 0 | 115.2 | 86 | 44 | 32 | 8 | 5 | 62 | 101 | 0 | 9 |
| TEAM TOTAL | 82 | 59 | 3.03 | 141 | 141 | 5 | 9 | 43 | 1230.2 | 1088 | 481 | 415 | 79 | 50 | 433 | 1057 | 5 | 61 |

(*) Left-handed

PLAYER DEVELOPMENT

CAROLINA MUDCATS (A)



Dave Wallace

Manager

Born: October 17, 1979 in Nashville, TN

Resides: Jacksonville, FL

Managerial/Coaching Highlights: Begins his first season as skipper of the Carolina Mudcats and his third season managing in the Indians system...Was also Catching Coordinator in the Indians Player Development System in 2011...Marks his fifth season as a coach or instructor in the Indians organization...Spent two seasons (2009-2010) as an Assistant to the Major League coaching staff where he assisted Indians coaches and personnel with functions relative to the big league club.

Managerial/Coaching Career: **2009-2010-** Assistant to the Major League coaching staff (Indians); **2011-** Manager, Mahoning Valley/Catching Coordinator (Indians); **2012-** Manager, Lake County Captains (Indians).

Playing Career: Played professionally for 7 minor league seasons from 2002-2008, mainly in the Indians organization after signing as a non-drafted free agent in August of 2001 out of Vanderbilt...Concluded playing career in the Nationals organization at AAA Columbus where he hit .240 with 3HR and 12RBI in 32 games... Played in the Indians organization from 2002-2007 and went to camp as a non-roster invitee in 2008 before being traded to the Nationals...Ended career with a minor league career average of .223 with 45HR and 180RBI in 486 games...Was named to the South Atlantic League All-Star Team in 2003 after beginning the season at Lake County...Hit a career-high 10HR in 2005 for Kinston.

Personal/Miscellaneous: Married, wife's name is Lauren...Has a daughter, Lakely...Played baseball and football for the Vanderbilt Commodores.

WALLACE'S MANAGERIAL RECORD

| YEAR | CLUB | LEAGUE | CLASS | W-L | PCT | POS. | NOTES |
|---------------------|-----------------|---------------|-------|--------------|-------------|------|---------------------|
| 2011 | Mahoning Valley | New York-Penn | A | 41-34 | .547 | 3rd | 4.0 games back |
| 2012 | Lake County | Midwest | A | 71-68 | .511 | 4th | Lost in Semi-Finals |
| MINOR TOTALS | | | | 41-34 | .547 | | |

Born: January 26, 1968 in Maracaibo, VZ

Resides: Winter Haven, FL

Managerial/Coaching Highlights: Begins his first season as Hitting Coach for the Carolina Mudcats after spending 2011-12 in the same role for Akron...Spent 2009-10 as a coach for the Kinston Indians...Marks his 26th season overall in the Indians organization as a player, manager or coordinator...Spent 10 seasons as a manager in the Indians Player Development System from 1999-2008...Led the Venezuelan League Indians to the Venezuelan League Championship in 2000 as they went 41-16.

Managerial/Coaching Career: **1998-2001-** Venezuelan Field Coordinator (Indians); **1999-2000-** Manager, Venezuelan Summer League (Indians); **2001-2004-** Manager, Burlington Indians (Indians); **2005-2006-** Manager, Mahoning Valley Scrappers (Indians); **2007-2008-** Manager, GCL Indians (Indians); **2009-2010-** Coach, Kinston (Indians); **2011-2012** Coach, Akron Aeros (Indians).

Playing Career: Played 6 seasons in the Indians minor league system making it to the Double A level with the Canton-Akron Indians before his playing days concluded...Named to the Carolina League All-Star team in 1990... Was a 32nd round selection by the Indians in the 1988 draft out of the University of New Orleans.

Personal/Miscellaneous: Married, wife's name is Milagros...Has three sons - Rougie A., Rougie O., and Roberto.

ODOR'S MANAGERIAL CAREER

| YEAR | CLUB | LEAGUE | CLASS | W-L | PCT | POS. | NOTES |
|---------------------|--------------|-------------|---------|----------------|-------------|------|-------|
| 1999 | VSL Indians | Venezuelan | Rookie | -- | -- | -- | |
| 2000 | VSL Indians | Venezuelan | Rookie | 41-16 | .719 | 1st | |
| 2001 | Burlington | Appalachian | Rookie | 31-37 | .456 | 2nd | |
| 2002 | Burlington | Appalachian | Rookie | 29-39 | .426 | 4th | |
| 2003 | Burlington | Appalachian | Rookie | 37-31 | .544 | 2nd | |
| 2004 | Burlington | Appalachian | Rookie | 31-35 | .470 | 3rd | |
| 2005 | Mahoning Vy. | NY-Penn | Short A | 33-43 | .434 | 3rd | |
| 2006 | Mahoning Vy. | NY-Penn | Short A | 40-36 | .526 | 2nd | |
| 2007 | GCL Indians | Gulf Coast | Rookie | 21-31 | .404 | 3rd | |
| 2008 | GCL Indians | Gulf Coast | Rookie | 27-29 | .482 | 4th | |
| MINOR TOTALS | | | | 290-297 | .494 | | |

Born: July 4, 1974 in Alameda, CA

Resides: Chico, CA

Managerial/Coaching Highlights: Begins his first season as the Pitching Coach of the Carolina Mudcats... Held the same post for the previous two seasons with the Lake County Captains...Spent two seasons as the Pitching Coach of the Arizona League Indians in 2009-2010...Marks his fifth season as a manager or coach.

Managerial/Coaching Career: **2009-2010-** Pitching Coach, AZL Indians (Indians); **2011-2012** Pitching Coach, Lake County (Indians).

Playing Career: Originally selected by the Minnesota Twins in the 28th round of the 1995 draft...Played professionally for 14 seasons in the Minnesota Twins, Seattle Mariners and Cleveland Indians organizations... Spent his final two seasons in the Indians organization pitching at AAA Buffalo...Made his Major League debut in 2005 with the Mariners and pitched 5.0 scoreless relief innings...Pitched a total of 14 games, including 8 starts in the Majors, all with the Seattle Mariners, during the 2005 and 2006 seasons...Owns a career Major League record of 2-5 with a 4.26 ERA...During his minor league career he was 84-53 with a 3.61 ERA in 429 career appearances/117 starts.

Personal/Miscellaneous: Married, wife's name is Kimberly...Has two daughters - Rilyn and Emerson...Graduated from Contra Costa Community College (CA) in 1994...Also attended the University of San Francisco.

2012 CAROLINA (A) STATISTICS

CAROLINA FINAL BATTING STATISTICS

| PLAYER | AVG | G | AB | R | H | 2B | 3B | HR | RBI | BB | SO | SB | CS | GAMES BY POSITION | | | | | | | |
|--------------------|-------------|------------|-------------|------------|-------------|------------|-----------|------------|------------|------------|-------------|-----------|-----------|-------------------|----|-----|----|-----|----|------------|--|
| | | | | | | | | | | | | | | 1B | 2B | 3B | SS | OF | C | E | |
| Aguilar, Jesus | .277 | 107 | 368 | 63 | 102 | 25 | 2 | 12 | 58 | 45 | 91 | 0 | 1 | 104 | 0 | 0 | 0 | 0 | 0 | 4 | |
| Bradley, Marcus* | .195 | 12 | 41 | 2 | 8 | 0 | 0 | 0 | 1 | 3 | 11 | 0 | 2 | 0 | 0 | 0 | 0 | 12 | 0 | 0 | |
| Cannon, Tyler | .267 | 88 | 288 | 36 | 77 | 21 | 1 | 1 | 27 | 27 | 72 | 1 | 0 | 15 | 1 | 16 | 0 | 1 | 28 | 11 | |
| Casas, Jordan* | .000 | 2 | 4 | 0 | 0 | 0 | 0 | 0 | 0 | 1 | 1 | 1 | 0 | 0 | 0 | 0 | 0 | 1 | 0 | 0 | |
| Childs, Dwight | .138 | 44 | 130 | 9 | 18 | 4 | 0 | 2 | 16 | 6 | 39 | 1 | 0 | 1 | 0 | 0 | 0 | 0 | 42 | 6 | |
| Cid, Delvi | .281 | 95 | 274 | 50 | 77 | 18 | 4 | 5 | 29 | 21 | 80 | 32 | 10 | 0 | 0 | 1 | 0 | 85 | 0 | 7 | |
| Gallas, Anthony | .250 | 107 | 376 | 48 | 94 | 30 | 4 | 8 | 51 | 27 | 85 | 2 | 3 | 0 | 0 | 0 | 0 | 80 | 0 | 5 | |
| Greenwell, Bo* | .310 | 46 | 171 | 19 | 53 | 10 | 2 | 2 | 17 | 19 | 32 | 5 | 1 | 0 | 0 | 0 | 0 | 39 | 0 | 2 | |
| Hankins, Todd | .218 | 24 | 78 | 9 | 17 | 4 | 1 | 3 | 11 | 9 | 28 | 3 | 1 | 0 | 5 | 2 | 1 | 13 | 0 | 2 | |
| Holt, Tyler | .263 | 81 | 316 | 48 | 83 | 10 | 7 | 0 | 22 | 38 | 62 | 16 | 8 | 0 | 0 | 0 | 0 | 80 | 0 | 2 | |
| Lowery, Jake* | .222 | 59 | 203 | 20 | 45 | 15 | 0 | 2 | 25 | 28 | 71 | 0 | 1 | 0 | 0 | 0 | 0 | 0 | 49 | 8 | |
| Moncrief, Carlos* | .249 | 101 | 353 | 57 | 88 | 23 | 4 | 15 | 53 | 46 | 126 | 17 | 2 | 0 | 0 | 0 | 0 | 100 | 0 | 3 | |
| Monsalve, Alex | .233 | 34 | 116 | 10 | 27 | 4 | 0 | 1 | 6 | 7 | 17 | 1 | 0 | 0 | 0 | 0 | 0 | 0 | 29 | 9 | |
| Rodriguez, Ronny | .264 | 126 | 454 | 67 | 120 | 20 | 4 | 19 | 66 | 19 | 88 | 7 | 7 | 0 | 45 | 1 | 80 | 0 | 0 | 33 | |
| Tice, Jeremie | .282 | 52 | 181 | 33 | 51 | 18 | 0 | 12 | 47 | 20 | 44 | 0 | 0 | 8 | 0 | 0 | 0 | 8 | 0 | 2 | |
| Toole, Justin | .241 | 83 | 270 | 24 | 65 | 6 | 3 | 1 | 18 | 12 | 46 | 5 | 3 | 21 | 31 | 18 | 1 | 6 | 1 | 4 | |
| Urshela, Giovanni | .278 | 114 | 439 | 50 | 122 | 30 | 1 | 14 | 59 | 16 | 60 | 1 | 1 | 1 | 0 | 113 | 0 | 0 | 0 | 10 | |
| Washington, LeVon* | .071 | 4 | 14 | 2 | 1 | 0 | 0 | 0 | 1 | 1 | 3 | 0 | 0 | 0 | 0 | 0 | 0 | 4 | 0 | 1 | |
| Wolters, Tony* | .260 | 125 | 485 | 66 | 126 | 30 | 8 | 8 | 58 | 36 | 104 | 5 | 9 | 0 | 63 | 1 | 61 | 0 | 0 | 24 | |
| Team Total | .257 | 140 | 4561 | 613 | 1174 | 268 | 41 | 105 | 565 | 381 | 1060 | 97 | 49 | | | | | | | 151 | |

(*) Left-Handed ; (#) Switch-hitter

CAROLINA FINAL PITCHING STATISTICS

| PITCHER | W | L | ERA | G | GS | CG | SHO | SV | IP | H | R | ER | HR | HB | BB | SO | BK | WP |
|---------------------|-----------|-----------|-------------|------------|------------|----------|----------|-----------|---------------|-------------|------------|------------|-----------|------------|------------|------------|----------|------------|
| Allen, Cody | 0 | 0 | 0.00 | 2 | 0 | 0 | 0 | 0 | 4.0 | 1 | 0 | 0 | 0 | 0 | 0 | 8 | 0 | 0 |
| Armstrong, Shawn | 1 | 3 | 2.06 | 26 | 0 | 0 | 0 | 1 | 43.2 | 31 | 10 | 10 | 0 | 6 | 23 | 52 | 1 | 3 |
| Blair, Kyle | 5 | 2 | 5.95 | 22 | 3 | 0 | 0 | 0 | 59.0 | 56 | 42 | 39 | 8 | 9 | 33 | 44 | 1 | 20 |
| Brach, Brett | 0 | 1 | 4.45 | 9 | 4 | 0 | 0 | 0 | 28.1 | 29 | 15 | 14 | 1 | 4 | 11 | 16 | 0 | 1 |
| Colon, Joseph | 1 | 2 | 7.53 | 3 | 3 | 0 | 0 | 0 | 14.1 | 21 | 17 | 12 | 3 | 0 | 7 | 11 | 0 | 0 |
| Cook, Clayton | 1 | 0 | 2.31 | 3 | 3 | 0 | 0 | 0 | 11.2 | 5 | 5 | 3 | 0 | 1 | 7 | 8 | 0 | 3 |
| Cook, Cole | 0 | 1 | 2.74 | 14 | 1 | 0 | 0 | 3 | 23.0 | 19 | 10 | 7 | 3 | 0 | 10 | 18 | 0 | 1 |
| Cooper, Jordan | 9 | 7 | 3.54 | 29 | 7 | 0 | 0 | 1 | 94.0 | 101 | 43 | 37 | 8 | 4 | 16 | 75 | 0 | 6 |
| Dickerson, Dale | 5 | 2 | 4.38 | 30 | 1 | 0 | 0 | 1 | 39.0 | 35 | 24 | 19 | 1 | 9 | 33 | 29 | 0 | 4 |
| Ehlert, Clayton | 1 | 0 | 9.00 | 2 | 0 | 0 | 0 | 0 | 2.0 | 2 | 4 | 2 | 0 | 0 | 4 | 4 | 0 | 1 |
| Flores, Jose | 1 | 2 | 2.37 | 36 | 0 | 0 | 0 | 15 | 38.0 | 35 | 14 | 10 | 0 | 2 | 13 | 35 | 1 | 4 |
| Goodnight, Michael | 2 | 13 | 4.64 | 28 | 27 | 0 | 0 | 0 | 145.1 | 151 | 89 | 75 | 8 | 19 | 76 | 101 | 3 | 20 |
| Haley, Trey | 0 | 0 | 1.04 | 12 | 0 | 0 | 0 | 2 | 17.1 | 8 | 4 | 2 | 0 | 4 | 6 | 16 | 0 | 6 |
| House, T.J.* | 2 | 0 | 1.44 | 4 | 4 | 0 | 0 | 0 | 25.0 | 17 | 9 | 4 | 1 | 3 | 6 | 26 | 0 | 2 |
| Hubbard, Antwonie | 0 | 0 | 0.00 | 1 | 0 | 0 | 0 | 0 | 1.0 | 0 | 0 | 0 | 0 | 1 | 0 | 0 | 0 | 0 |
| Jimenez, Francisco* | 8 | 5 | 1.19 | 26 | 21 | 1 | 0 | 0 | 112.2 | 131 | 71 | 65 | 9 | 4 | 57 | 64 | 0 | 10 |
| Johnson, Jeff | 0 | 2 | 4.15 | 9 | 0 | 0 | 0 | 1 | 17.1 | 13 | 8 | 8 | 1 | 0 | 3 | 18 | 1 | 0 |
| Martin, Josh | 0 | 1 | 5.06 | 3 | 0 | 0 | 0 | 0 | 5.1 | 6 | 3 | 3 | 2 | 0 | 1 | 4 | 0 | 0 |
| Martinez, Fabio | 0 | 2 | 8.53 | 8 | 0 | 0 | 0 | 0 | 6.1 | 5 | 7 | 6 | 0 | 2 | 8 | 7 | 0 | 9 |
| Murata, Toru | 0 | 0 | 0.00 | 1 | 0 | 0 | 0 | 0 | 1.1 | 1 | 0 | 0 | 0 | 0 | 1 | 2 | 0 | 0 |
| Nixon, Rob | 1 | 0 | 5.40 | 14 | 0 | 0 | 0 | 1 | 30.0 | 33 | 19 | 18 | 1 | 2 | 10 | 26 | 0 | 2 |
| Packer, Matt* | 1 | 0 | 0.00 | 2 | 2 | 0 | 0 | 0 | 8.0 | 3 | 0 | 0 | 0 | 0 | 1 | 7 | 0 | 0 |
| Petter, Kyle* | 1 | 1 | 5.59 | 17 | 0 | 0 | 0 | 0 | 29.0 | 29 | 20 | 18 | 2 | 5 | 22 | 26 | 0 | 2 |
| Rayl, Mike* | 10 | 9 | 4.28 | 27 | 27 | 0 | 0 | 0 | 149.1 | 144 | 76 | 71 | 13 | 16 | 57 | 95 | 1 | 4 |
| Reichenbach, J.D.* | 5 | 7 | 5.14 | 38 | 0 | 0 | 0 | 1 | 63.0 | 68 | 43 | 36 | 5 | 4 | 30 | 48 | 0 | 3 |
| Roberts, Will | 5 | 10 | 5.68 | 24 | 19 | 1 | 0 | 0 | 122.0 | 146 | 83 | 77 | 10 | 5 | 30 | 77 | 0 | 6 |
| Salazar, Danny | 1 | 2 | 2.68 | 16 | 16 | 0 | 0 | 0 | 53.2 | 46 | 17 | 16 | 3 | 0 | 19 | 53 | 1 | 4 |
| Sides, Grant | 2 | 1 | 3.52 | 21 | 0 | 0 | 0 | 5 | 30.2 | 26 | 15 | 12 | 1 | 1 | 23 | 38 | 0 | 5 |
| Sturdevant, Tyler | 1 | 0 | 0.00 | 5 | 0 | 0 | 0 | 0 | 7.0 | 2 | 0 | 0 | 0 | 0 | 2 | 3 | 0 | 0 |
| Suarez, Benny | 0 | 1 | 5.40 | 2 | 2 | 0 | 0 | 0 | 6.2 | 8 | 4 | 4 | 0 | 1 | 2 | 3 | 0 | 2 |
| Toole, Justin | 0 | 0 | 18.00 | 1 | 0 | 0 | 0 | 0 | 1.0 | 2 | 2 | 2 | 2 | 0 | 0 | 2 | 0 | 0 |
| Team Total | 63 | 77 | 4.31 | 140 | 140 | 2 | 8 | 31 | 1189.0 | 1174 | 654 | 570 | 82 | 102 | 511 | 916 | 9 | 118 |

(*) Left-handed

LAKE COUNTY CAPTAINS (A)



Scooter Tucker

Manager

Born: November 18, 1966 in Greenville, MS

Resides: Pace, FL

Managerial/Coaching Highlights: Begins his first season as the Manager of the Lake County Captains...Spent his first year in the Indians organization and his first season in the professional coaching ranks as the Hitting Coach for the Carolina Mudcats in 2012...Under his lead the Mudcats finished 3rd in the Carolina League in batting (.257), 2nd in HR (105), 3rd in RBI (565), T3rd in doubles (268), T1st in triples (41) and 3rd in team OPS (.724)...Tucker was an associate scout with the New York Mets in 2010-11...Also was Bench Coach of the Pensacola Pelicans in 2007-08 of

the Independent American Association...Has also been working in the private sector since retiring in 1996.

Managerial/Coaching Career: 2012- Hitting Coach, Carolina Mudcats (Indians).

Playing Career: Scooter played professionally for nine seasons from 1988-1996 and spent five seasons at the Triple-A level from 1992-96 in the San Francisco, Houston, Atlanta, Cleveland and KC Royals organizations...Drafted by SF in 1988 (5th round out of Delta State University) and later selected off waivers in 1991 by Houston...Was a California League All-Star in 1990 at A San Jose and a Texas League All-Star at AA Shreveport the following year...Appeared in 744 games over his minor league career and hit .276 (696-2524) with 160 doubles, 10 triples, 32 home runs and 342 RBI in 744 games...Best season came in 1994 when he hit .321 (131-408) with 38 2B, 14HR & 80RBI for Tucson in the Astros organization (2nd in Astros system in RBI)...Was 5th in the PCL with 38 doubles...Appeared in 51 games over three Major League seasons with Houston (1992-93, 1995) and Cleveland (1995)...Was acquired by Cleveland from Houston for P Matt Williams on May 15, 1995...Claimed off waivers by Atlanta on June 29 of that season...Concluded his playing career in 1996 at AAA Omaha in the Royals system.

Personal/Miscellaneous: Full name is Eddie Jack Tucker...Wife (Teresa) and four daughters (Courtney, Torey, Hailey, Anna Grace)...Graduated from Washington High School in 1985 and was elected to its sports hall of fame and has his jersey retired there...Also played baseball at Delta State University and was elected to their sports hall of fame in 2002.

Steve Karsay

Pitching Coach

Born: March 24, 1972 in Flushing, NY

Resides: Scottsdale, AZ

Managerial/Coaching Highlights: Begins his first season as a Pitching Coach of the Lake County Captains...Spent the 2012 season as the Pitching Coach for the Arizona League Indians, his first season in the professional coaching ranks.

Managerial/Coaching Career: 2012- Pitching Coach, Rookie Arizona (Indians).

Playing Career: Rejoined the Indians organization in 2012 after spending 4 seasons in the Cleveland bullpen from 1998-2001 where he was 15-14 w/a 3.23 ERA in 164 games (4GS, 223.0IP, 210H, 80ER, 191K). Overall, he spent 11 seasons in the big leagues from 1993-2006 with Oakland, Cleveland, Atlanta, New York (AL) and Texas and was a first round pick (22nd overall) of Toronto in 1990...Later traded to Oakland in July 1993 for Rickey Henderson...Entered the 1994 season as the 12th best prospect in baseball according to **Baseball America**...Acquired by the Indians in December 1997 in exchange for RHP Mike Fetters...Traded in June 2001 with Steve Reed for John Rocker...Pitched with the Yankees from 2002-05, missing 2003 season with right shoulder injury...Went 6-4 w/a 3.26 ERA in 78 games for the Yankees in 2002 (88.1IP, 87H, 32ER), finished T4th in the AL in games pitched...Was 10-2 w/a 2.97 ERA in 50 games for Cleveland in 1999 (78.2IP, 71H, 26ER)...Missed much of 1994-95 seasons while with Oakland (right elbow)

Personal/Miscellaneous: Son, Kingston Edwin Karsay...Graduated from Christ the King High School in Queens, NY in 1990...Had signed a letter of intent to play at LSU prior to being drafted by Toronto.

Tony Mansolino

Hitting Coach

Born: September 28, 1982 in Newport Beach, CA

Resides: Nashville, TN

Managerial/Coaching Highlights: Begins his first season as the Hitting Coach for the Lake County Captains... Spent the previous two seasons as the Hitting Coach for the Mahoning Valley Scrappers... Last season earned a position on the 2012 New York-Penn League All-Star coaching staff... Hired prior to the start of the 2011 campaign as the Scrappers finished 2nd in the New York-Penn League in runs scored (372) and 3rd in on-base pct. at .340... Marks his third year in organized coaching after retiring as a player after the 2010 season.

Managerial/Coaching Career: 2011-2012 Coach, Mahoning Valley (Indians).

Playing Career: Played professionally for six seasons as an infielder from 2005-10 after being selected in the 26th round of the 2005 Draft by Pittsburgh out of Vanderbilt, finishing with a career minor league average of .231 with 19 HR and 173 RBI in 457 games.... Was in the Pittsburgh system from 2005-08 and briefly in the Phillies system in 2008 before playing independent ball in 2009-10.

Personal/Miscellaneous: Married, Adrianna... Graduated in Human and Organizational Development and played 4 years of baseball at Vanderbilt University... Played with Carter Hawkins and Jensen Lewis at Vandy... Father, Doug, is the infield coordinator of the Philadelphia Phillies... Graduated from Buchanan (CA) High School in 2001... Named Central California Player of the Year by the **Fresno Bee**... Class salutatorian.

2012 LAKE COUNTY (A) STATISTICS

LAKE COUNTY FINAL BATTING STATISTICS

| PLAYER | AVG | G | AB | R | H | 2B | 3B | HR | RBI | BB | SO | SB | CS | GAMES BY POSITION | | | | | | |
|--------------------|-------------|------------|-------------|------------|-------------|------------|-----------|-----------|------------|------------|------------|------------|-----------|-------------------|----|-----|-----|----|------------|---|
| | | | | | | | | | | | | | | 1B | 2B | 3B | SS | OF | C | E |
| Bartolone, Nick | .179 | 18 | 56 | 6 | 10 | 1 | 0 | 0 | 7 | 4 | 12 | 0 | 2 | 0 | 1 | 1 | 11 | 2 | 0 | 3 |
| Bradley, Marcus* | .240 | 11 | 25 | 5 | 6 | 0 | 0 | 0 | 1 | 2 | 11 | 1 | 0 | 0 | 0 | 0 | 0 | 10 | 0 | 0 |
| Casas, Jordan* | .238 | 29 | 105 | 13 | 25 | 6 | 0 | 6 | 6 | 21 | 5 | 0 | 0 | 0 | 0 | 0 | 26 | 0 | 0 | |
| Castillo, Leonardo | .216 | 116 | 425 | 37 | 92 | 21 | 5 | 4 | 48 | 19 | 88 | 1 | 0 | 13 | 0 | 104 | 0 | 0 | 34 | |
| Garcia, Robel# | .210 | 63 | 233 | 24 | 49 | 12 | 1 | 3 | 23 | 27 | 68 | 2 | 2 | 0 | 59 | 1 | 1 | 0 | 15 | |
| Hankins, Todd | .243 | 78 | 268 | 40 | 65 | 11 | 5 | 2 | 26 | 34 | 79 | 30 | 3 | 0 | 19 | 29 | 2 | 25 | 0 | |
| Lavisky, Alex | .246 | 93 | 342 | 44 | 84 | 18 | 0 | 12 | 49 | 34 | 95 | 2 | 0 | 0 | 0 | 0 | 0 | 65 | 5 | |
| Lindor, Francisco# | .257 | 122 | 490 | 83 | 126 | 24 | 3 | 6 | 42 | 61 | 78 | 27 | 12 | 0 | 0 | 120 | 0 | 0 | 18 | |
| Lowery, Jake* | .248 | 39 | 137 | 25 | 34 | 10 | 2 | 7 | 28 | 24 | 39 | 1 | 0 | 0 | 0 | 0 | 0 | 25 | 1 | |
| MacPhee, Zach# | .222 | 75 | 239 | 27 | 53 | 6 | 3 | 2 | 26 | 33 | 49 | 2 | 6 | 0 | 0 | 0 | 69 | 0 | 1 | |
| Medina, Yhoxian | .214 | 19 | 56 | 5 | 12 | 1 | 0 | 0 | 2 | 7 | 11 | 0 | 1 | 0 | 4 | 10 | 4 | 2 | 0 | |
| Monsalve, Alex | .265 | 73 | 283 | 36 | 75 | 17 | 1 | 7 | 36 | 23 | 35 | 1 | 2 | 0 | 0 | 0 | 0 | 46 | 5 | |
| Myles, Bryson | .290 | 102 | 369 | 40 | 107 | 20 | 2 | 3 | 59 | 33 | 85 | 20 | 12 | 0 | 0 | 0 | 0 | 88 | 0 | |
| Ramirez, Jose# | .354 | 67 | 277 | 54 | 98 | 13 | 4 | 3 | 27 | 24 | 26 | 15 | 6 | 0 | 62 | 0 | 2 | 0 | 2 | |
| Rodriguez, Luigi# | .268 | 117 | 463 | 75 | 124 | 21 | 5 | 11 | 48 | 50 | 133 | 24 | 9 | 0 | 0 | 0 | 107 | 0 | 7 | |
| Sabourin, Jerrud* | .297 | 130 | 472 | 60 | 140 | 26 | 2 | 3 | 66 | 51 | 77 | 4 | 0 | 128 | 0 | 0 | 0 | 1 | 0 | |
| Smith, Jordan* | .316 | 116 | 468 | 70 | 148 | 23 | 7 | 9 | 74 | 35 | 52 | 9 | 3 | 0 | 0 | 0 | 96 | 0 | 3 | |
| Tolentino, Patric | .200 | 13 | 40 | 4 | 8 | 2 | 0 | 2 | 7 | 4 | 13 | 0 | 0 | 0 | 0 | 0 | 0 | 6 | 1 | |
| Valerio, Charlie# | .400 | 3 | 11 | 0 | 0 | 0 | 0 | 0 | 1 | 5 | 0 | 0 | 2 | 0 | 0 | 0 | 0 | 1 | 1 | |
| Washington, LeVon* | .440 | 6 | 25 | 8 | 11 | 1 | 0 | 0 | 1 | 6 | 8 | 0 | 3 | 0 | 0 | 0 | 6 | 0 | 0 | |
| Team Total | .265 | 139 | 4796 | 657 | 1269 | 233 | 40 | 75 | 579 | 478 | 989 | 144 | 61 | | | | | | 148 | |


(*) Left-Handed ; (#) Switch-hitter

LAKE COUNTY FINAL PITCHING STATISTICS

| PITCHER | W | L | ERA | G | GS | CG | SHO | SV | IP | H | R | ER | HR | HB | BB | SO | BK | WP |
|-----------------------|-----------|-----------|-------------|------------|------------|----------|----------|-----------|---------------|-------------|------------|------------|------------|-----------|------------|-------------|-----------|------------|
| Anderson, Cody | 4 | 7 | 3.20 | 24 | 23 | 0 | 0 | 0 | 98.1 | 92 | 40 | 35 | 8 | 1 | 29 | 72 | 2 | 5 |
| Araujo, Elvis* | 7 | 10 | 5.00 | 28 | 28 | 1 | 0 | 0 | 135.0 | 141 | 89 | 75 | 7 | 6 | 61 | 111 | 2 | 20 |
| Armstrong, Shawn | 0 | 0 | 0.00 | 2 | 0 | 0 | 0 | 0 | 3.2 | 1 | 0 | 0 | 0 | 0 | 2 | 4 | 0 | 0 |
| Blair, Kyle | 0 | 2 | 12.08 | 5 | 1 | 0 | 0 | 0 | 12.2 | 15 | 17 | 17 | 4 | 3 | 4 | 13 | 0 | 2 |
| Carmona, Manuel | 0 | 1 | 4.09 | 34 | 0 | 0 | 0 | 1 | 50.2 | 41 | 25 | 23 | 2 | 7 | 31 | 36 | 1 | 6 |
| Colon, Joseph | 8 | 8 | 2.90 | 19 | 19 | 0 | 0 | 0 | 111.2 | 100 | 44 | 36 | 6 | 4 | 32 | 72 | 0 | 5 |
| Cook, Cole | 2 | 3 | 3.46 | 22 | 0 | 0 | 0 | 2 | 39.0 | 39 | 24 | 15 | 2 | 0 | 11 | 32 | 0 | 2 |
| Cooper, Jordan | 0 | 1 | 0.00 | 2 | 0 | 0 | 0 | 0 | 2.1 | 4 | 1 | 0 | 0 | 0 | 1 | 0 | 0 | 0 |
| DeJesus, Luis | 0 | 1 | 7.50 | 4 | 0 | 0 | 0 | 1 | 12.0 | 15 | 11 | 10 | 2 | 0 | 6 | 12 | 0 | 1 |
| De Los Santos, Xavier | 0 | 0 | 13.50 | 3 | 0 | 0 | 0 | 0 | 1.1 | 2 | 2 | 2 | 0 | 1 | 2 | 3 | 0 | 1 |
| Guerrero, Harold* | 0 | 0 | 11.57 | 3 | 0 | 0 | 0 | 0 | 2.1 | 2 | 3 | 3 | 0 | 1 | 4 | 7 | 0 | 2 |
| Head, Louis | 2 | 0 | 3.78 | 15 | 0 | 0 | 0 | 0 | 33.1 | 38 | 21 | 14 | 6 | 1 | 7 | 28 | 0 | 4 |
| Hubbard, Antwonie | 1 | 0 | 2.21 | 13 | 0 | 0 | 0 | 0 | 20.1 | 14 | 7 | 5 | 4 | 3 | 8 | 13 | 0 | 3 |
| Jimenez, Daniel* | 2 | 4 | 5.28 | 9 | 7 | 1 | 0 | 0 | 46.0 | 45 | 30 | 27 | 5 | 2 | 12 | 33 | 2 | 5 |
| Johnson, Jeff | 4 | 3 | 3.92 | 36 | 0 | 0 | 0 | 15 | 41.1 | 32 | 20 | 18 | 1 | 3 | 18 | 57 | 1 | 2 |
| Morimando, Shawn*7 | 6 | 3 | 3.59 | 22 | 22 | 1 | 0 | 0 | 110.1 | 96 | 51 | 44 | 11 | 5 | 52 | 69 | 5 | 15 |
| Nervis, Joshua | 0 | 0 | 4.09 | 4 | 0 | 0 | 0 | 1 | 11.0 | 9 | 5 | 5 | 1 | 1 | 6 | 6 | 0 | 0 |
| Nixon, Rob | 1 | 1 | 3.12 | 21 | 0 | 0 | 0 | 1 | 52.0 | 54 | 24 | 18 | 1 | 2 | 25 | 42 | 0 | 7 |
| Pasquale, Nicholas | 3 | 0 | 2.17 | 9 | 2 | 0 | 0 | 0 | 29.0 | 25 | 8 | 7 | 1 | 2 | 1 | 17 | 0 | 1 |
| Penny, Cody | 4 | 1 | 1.59 | 9 | 0 | 0 | 0 | 0 | 17.0 | 10 | 3 | 3 | 1 | 1 | 4 | 16 | 2 | 0 |
| Petter, Kyle* | 2 | 0 | 1.65 | 18 | 0 | 0 | 0 | 0 | 32.2 | 14 | 6 | 6 | 1 | 6 | 21 | 37 | 0 | 3 |
| Radeke, Mason | 7 | 6 | 3.38 | 28 | 12 | 0 | 0 | 1 | 109.1 | 91 | 49 | 41 | 11 | 4 | 24 | 117 | 1 | 7 |
| Roberts, Will | 2 | 1 | 2.90 | 5 | 5 | 0 | 0 | 0 | 31.0 | 26 | 14 | 10 | 1 | 0 | 8 | 13 | 0 | 0 |
| Sides, Grant | 1 | 0 | 1.05 | 18 | 0 | 0 | 0 | 1 | 34.1 | 19 | 4 | 4 | 0 | 0 | 11 | 37 | 0 | 1 |
| Sterling, Felix | 4 | 8 | 6.58 | 24 | 18 | 0 | 0 | 1 | 93.0 | 104 | 87 | 68 | 15 | 11 | 40 | 71 | 2 | 10 |
| Tejeda, Enosil | 3 | 1 | 1.23 | 18 | 0 | 0 | 0 | 8 | 22.0 | 13 | 3 | 3 | 0 | 3 | 6 | 15 | 0 | 2 |
| Valera, Francisco | 6 | 3 | 5.35 | 41 | 0 | 0 | 0 | 0 | 75.2 | 75 | 46 | 45 | 9 | 12 | 28 | 58 | 4 | 10 |
| TEAM TOTAL | 71 | 68 | 3.91 | 139 | 139 | 3 | 6 | 32 | 1239.2 | 1129 | 641 | 538 | 104 | 79 | 454 | 1005 | 22 | 114 |

(*) Left-handed

MAHONING VALLEY SCRAPPERS (A)



Ted Kubiak **Manager**

Born: May 12, 1942 in New Brunswick, NJ **Resides:** San Diego, CA

Managerial/Coaching Highlights: Returns to Mahoning Valley for his second consecutive season as Manager of the Scrappers... Spent two previous stints in the valley in 1999-2000 and again in 2003... Marks his 20th season in the Indians organization... Managed the AL squad in the 2012 New York-Penn League All-Star Game... In 2010 guided the Captains to the Midwest League Championship in their inaugural season in the league... Spent the 2009 season as the Manager of the Arizona League Indians as he returned to the playing field for the first time since 2003... Served as the Indians Defensive Coordinator from 2004-2008.

Managerial/Coaching Career: **1989-1993-** Manager, Modesto A's (Athletics); **1994-1995-** Manager, Canton-Akron Indians (Indians); **1996-1998-** Manager, Watertown Indians (Indians); **1999-2000-** Manager, Mahoning Valley Scrappers (Indians); **2001-** Manager, Columbus RedStixx (Indians); **2002-** Manager, Kinston Indians (Indians); **2003-** Manager, Mahoning Valley Scrappers (Indians), **2004-2008-** Defensive Coordinator (Indians); **2009-** Manager, AZL Indians (Indians); **2010-2011-** Manager, Lake County Captains (Indians); **2012-** Manager, Mahoning Valley Scrappers (Indians).

Playing Career: Originally signed as an amateur free agent by the Kansas City Athletics in 1960... Played 10 full seasons in the Majors as a utility infielder playing all four positions... Made his Major League debut in 1967 with the Kansas City Athletics and remained in the Majors through the 1976 season... Spent time with the Milwaukee Brewers, St. Louis Cardinals, Texas Rangers, Kansas City Athletics, Oakland A's and San Diego Padres... Was a member of three World Championship teams from 1972-1974 with Oakland... Owns a career Major League average of .231 with 13HR and 202 RBI in 977 games.

Personal/Miscellaneous: Has a son, Justin, and a daughter, Kristi.

KUBIAK'S MANAGERIAL RECORD

| YEAR | CLUB | LEAGUE | CLASS | W-L | PCT | POS. | NOTES |
|---------------------|--------------|----------------|------------|------------------|-------------|---------|-----------------------|
| 1989 | Modesto | California | Advanced A | 56-86 | .394 | 4th/4th | |
| 1990 | Modesto | California | Advanced A | 59-82 | .418 | 4th/4th | |
| 1991 | Modesto | California | Advanced A | 68-68 | .500 | 3rd/2nd | |
| 1992 | Modesto | California | Advanced A | 79-57 | .574 | 2nd/3rd | Lost in 1st round |
| 1993 | Modesto | California | Advanced A | 72-64 | .529 | 1st/4th | Lost in League Finals |
| 1994 | Canton-Akron | Eastern | AA | 69-73 | .486 | 3rd | |
| 1995 | Canton-Akron | Eastern | AA | 67-75 | .472 | 4th | |
| 1996 | Watertown | NY-Penn | Short A | 45-30 | .600 | 1st | Lost in 1st round |
| 1997 | Watertown | NY-Penn | Short A | 39-36 | .520 | 2nd | |
| 1998 | Watertown | NY-Penn | Short A | 42-34 | .553 | 3rd | |
| 1999 | Mahoning Vy. | NY-Penn | Short A | 43-33 | .566 | 1st | Lost in League Finals |
| 2000 | Mahoning Vy. | NY-Penn | Short A | 48-28 | .632 | 1st | Lost in League Finals |
| 2001 | Columbus | South Atlantic | A | 77-59 | .566 | 2nd/2nd | |
| 2002 | Kinston | Carolina | Advanced A | 74-65 | .532 | 3rd/1st | Lost in League Finals |
| 2003 | Mahoning Vy. | NY-Penn | Short A | 38-36 | .514 | 2nd | |
| 2009 | AZL Indians | Arizona | Rookie | 24-32 | .429 | T4th | |
| 2010 | Lake County | Midwest | A | 77-62 | .554 | 1st/5th | Midwest League Champs |
| 2011 | Lake County | Midwest | A | 53-86 | .381 | 8th/8th | |
| 2012 | Mahoning Vy. | NY-Penn | Short A | 30-45 | .400 | 5th | |
| MINOR TOTALS | | | | 1030-1006 | .506 | | |

Shaun Larkin**Hitting Coach****Born:** September 7, 1979 in Garden Grove, CA**Resides:** Northridge, CA

Managerial/Coaching Highlights: Enters his first season as the Hitting Coach at Mahoning Valley...First season in the professional coaching ranks...Spent the past two seasons as an Assistant Coach at his alma mater Cal State Northridge...Was an Assistant Coach at Orange Coast College in 2010 and was an Assistant Varsity Baseball Coach at Newport Harbor High School in 2009...Worked with the Indians Double-A affiliate Akron Aeros in 2007 and 2008 assisting both management and his coaching staff with player development and becoming the team's First Base coach... Also served as both the Hitting and Third Base coach for the Leones de Leon, a professional winter ball team located in Leon, Nicaragua in 2007.

Managerial/Coaching Career: 2013- Hitting Coach, Mahoning Valley (Indians).

Playing Career: Selected by the Indians in the 9th round of the 2002 draft and played professionally with the organization for 6 seasons from 2002-2007....Owned a career minor league average of .260 in 564 games... In 2007, missed almost the entire season with a strained right calf...In 2003, was named to the South-Atlantic All-Star Team, named **Sportstickers** SAL top prospect and ranked among the SAL leaders in HR (20, 3rd), RBI (80, T3rd) and runs scored (79, 4th).

Personal/Miscellaneous: In 2009, held weekly classroom sessions for the Newport Harbor High School baseball team that focused on the evolution and expansion of his team's leadership skills for use both on and off the diamond.

Juan Alvarez**Pitching Coach****Born:** August 9, 1973 in Coral Gables, FL**Resides:** Miami, FL

Managerial/Coaching Highlights: Begins first season in the Indians organization as the Pitching Coach for the Mahoning Valley Scrappers...Held the same position during the 2006 season with the Single-A Everett Aquasox (Mariners)...Served as an Area Scout for the Texas Rangers (2006-2010) and the Baltimore Orioles (2011-2012) before returning to the field as a coach.

Managerial/Coaching Career: 2006- Coach, Everett Aquasox (Mariners); 2006-2010- Area Scout, Texas Rangers; 2011-2012- Area Scout, Baltimore Orioles.

Playing Career: Originally signed as an amateur free agent by the California Angels on July 25, 1995...Made his Major League debut in 1999 with Anaheim and remained in the Majors through 2003 spending time with the Anaheim, Texas, Florida and New York (AL) organizations...Compiled a 5.22 ERA in 80 games over 4 seasons in the Major Leagues.

Personal/Miscellaneous: Married, wife's name is Ileana...One son, Andres

2012 MAHONING VALLEY (A) STATISTICS

MAHONING VALLEY FINAL BATTING STATISTICS

| PLAYER | AVG | G | AB | R | H | 2B | 3B | HR | RBI | BB | SO | SB | CS | GAMES BY POSITION | | | | | | | |
|-------------------|-------------|-----------|-------------|------------|------------|------------|-----------|-----------|------------|------------|------------|-----------|-----------|-------------------|----|----|----|----|----|------------|--|
| | | | | | | | | | | | | | | 1B | 2B | 3B | SS | OF | C | E | |
| Bradley, Marcus* | .264 | 16 | 53 | 8 | 14 | 1 | 0 | 0 | 1 | 13 | 16 | 3 | 3 | 0 | 0 | 0 | 0 | 14 | 0 | 1 | |
| Campbell, Andrew* | .167 | 21 | 72 | 7 | 12 | 0 | 0 | 1 | 8 | 6 | 20 | 3 | 0 | 0 | 0 | 0 | 0 | 21 | 0 | 5 | |
| Frazier, Evan | .256 | 38 | 129 | 11 | 33 | 4 | 0 | 2 | 16 | 8 | 36 | 2 | 3 | 29 | 0 | 5 | 0 | 0 | 0 | 3 | |
| Garcia, Robel# | .227 | 56 | 181 | 24 | 41 | 12 | 0 | 0 | 16 | 23 | 44 | 3 | 1 | 0 | 37 | 0 | 19 | 0 | 0 | 13 | |
| Gonzalez, Erik | .220 | 60 | 214 | 30 | 47 | 9 | 1 | 2 | 18 | 11 | 50 | 9 | 1 | 0 | 37 | 0 | 19 | 0 | 0 | 13 | |
| Haase, Eric | .091 | 3 | 11 | 1 | 1 | 0 | 0 | 0 | 0 | 1 | 4 | 0 | 0 | 0 | 0 | 0 | 0 | 0 | 3 | 1 | |
| Jones, Hunter | .230 | 52 | 174 | 17 | 40 | 5 | 2 | 0 | 11 | 12 | 41 | 3 | 3 | 0 | 0 | 0 | 52 | 0 | 2 | | |
| Kelly, Jairo# | .212 | 42 | 170 | 16 | 36 | 5 | 2 | 1 | 19 | 11 | 68 | 2 | 3 | 0 | 0 | 0 | 42 | 0 | 0 | 13 | |
| Lucas, Jeremy | .250 | 29 | 88 | 10 | 22 | 6 | 0 | 2 | 8 | 16 | 14 | 1 | 0 | 0 | 0 | 0 | 0 | 0 | 27 | 0 | |
| Martinez, Jorge# | .188 | 9 | 32 | 4 | 6 | 3 | 0 | 1 | 6 | 2 | 9 | 0 | 0 | 0 | 0 | 7 | 0 | 0 | 0 | 6 | |
| Naquin, Tyler* | .270 | 36 | 137 | 22 | 37 | 11 | 2 | 0 | 13 | 17 | 26 | 4 | 3 | 0 | 0 | 0 | 34 | 0 | 2 | | |
| Nilsson, Mitch# | .197 | 20 | 66 | 4 | 13 | 4 | 0 | 0 | 3 | 5 | 27 | 0 | 0 | 12 | 0 | 0 | 0 | 0 | 1 | 4 | |
| Paulino, Dorssys | .271 | 15 | 59 | 5 | 16 | 5 | 0 | 1 | 8 | 3 | 14 | 2 | 1 | 0 | 0 | 0 | 15 | 0 | 0 | 5 | |
| Ramirez, Jose# | .364 | 3 | 11 | 2 | 4 | 2 | 0 | 0 | 0 | 1 | 0 | 2 | 1 | 0 | 2 | 0 | 1 | 0 | 0 | 0 | |
| Romero, Juan | .186 | 42 | 140 | 17 | 26 | 3 | 2 | 7 | 25 | 8 | 66 | 0 | 4 | 0 | 0 | 0 | 32 | 0 | 3 | | |
| Sever, Joe | .274 | 46 | 164 | 16 | 45 | 10 | 1 | 1 | 20 | 21 | 37 | 1 | 2 | 1 | 6 | 19 | 0 | 0 | 0 | 5 | |
| Siliga, Aaron* | .203 | 61 | 237 | 27 | 48 | 7 | 4 | 0 | 15 | 13 | 49 | 6 | 2 | 0 | 0 | 0 | 61 | 0 | 3 | | |
| Stock, Richard* | .295 | 22 | 78 | 9 | 23 | 7 | 0 | 0 | 4 | 3 | 17 | 1 | 0 | 0 | 0 | 0 | 0 | 0 | 16 | 6 | |
| Valerio, Charlie# | .269 | 53 | 197 | 25 | 53 | 12 | 1 | 5 | 35 | 22 | 48 | 5 | 3 | 0 | 0 | 0 | 0 | 0 | 32 | 7 | |
| Fick, Logan* | .181 | 22 | 72 | 7 | 13 | 3 | 0 | 0 | 3 | 11 | 15 | 3 | 0 | 0 | 0 | 0 | 18 | 0 | 0 | 0 | |
| Wendle, Joseph* | .327 | 61 | 245 | 32 | 80 | 15 | 4 | 4 | 37 | 15 | 25 | 4 | 1 | 0 | 32 | 21 | 0 | 0 | 0 | 12 | |
| Team Total | .241 | 75 | 2530 | 294 | 610 | 124 | 19 | 27 | 266 | 222 | 626 | 54 | 31 | | | | | | | 115 | |

(*) Left-Handed ; (#) Switch-hitter

MAHONING VALLEY FINAL PITCHING STATISTICS

| PITCHER | W | L | ERA | G | GS | CG | SHO | SV | IP | H | R | ER | HR | HB | BB | SO | BK | WP |
|----------------------|-----------|-----------|-------------|-----------|-----------|----------|----------|-----------|--------------|------------|------------|------------|-----------|-----------|------------|------------|----------|-----------|
| Aviles, Robbie | 0 | 2 | 5.12 | 15 | 5 | 0 | 0 | 1 | 38.2 | 47 | 22 | 22 | 4 | 5 | 13 | 17 | 0 | 1 |
| Davenport, Geoffrey* | 2 | 3 | 3.41 | 15 | 7 | 0 | 0 | 0 | 60.2 | 62 | 27 | 23 | 3 | 2 | 29 | 33 | 0 | 2 |
| DeJesus, Luis | 4 | 2 | 2.02 | 14 | 14 | 1 | 0 | 0 | 80.1 | 57 | 24 | 18 | 5 | 2 | 17 | 52 | 0 | 4 |
| Encarnacion, Luis | 0 | 2 | 4.73 | 21 | 0 | 0 | 0 | 0 | 26.2 | 20 | 14 | 14 | 5 | 1 | 24 | 36 | 0 | 6 |
| Frazier, Evan | 0 | 0 | 0.00 | 1 | 0 | 0 | 0 | 0 | 0.1 | 0 | 0 | 0 | 0 | 0 | 1 | 0 | 0 | 1 |
| Guerrero, Harold* | 0 | 1 | 4.91 | 4 | 0 | 0 | 0 | 0 | 3.2 | 4 | 5 | 2 | 0 | 1 | 3 | 7 | 1 | 3 |
| Head, Luis | 0 | 2 | 2.03 | 7 | 0 | 0 | 0 | 3 | 13.1 | 10 | 4 | 3 | 0 | 0 | 1 | 7 | 1 | 3 |
| Hombler, Rafael | 3 | 2 | 2.35 | 24 | 0 | 0 | 0 | 2 | 30.2 | 36 | 10 | 8 | 1 | 2 | 8 | 21 | 0 | 5 |
| Lee, Jacob | 4 | 2 | 3.12 | 16 | 8 | 0 | 0 | 0 | 43.1 | 36 | 18 | 15 | 1 | 4 | 12 | 47 | 1 | 3 |
| Martin, Josh | 4 | 1 | 4.14 | 14 | 3 | 0 | 0 | 0 | 45.2 | 37 | 23 | 21 | 5 | 5 | 15 | 41 | 0 | 1 |
| Merritt, Ryan* | 3 | 4 | 4.09 | 14 | 14 | 0 | 0 | 0 | 66.0 | 82 | 42 | 30 | 3 | 1 | 17 | 40 | 1 | 2 |
| Morel, Luis | 2 | 6 | 4.89 | 12 | 9 | 0 | 0 | 0 | 49.2 | 59 | 36 | 27 | 1 | 1 | 28 | 49 | 0 | 4 |
| Paredes, Alexis | 0 | 0 | 1.93 | 3 | 0 | 0 | 0 | 0 | 4.2 | 3 | 2 | 1 | 0 | 0 | 5 | 2 | 1 | 0 |
| Pasquale, Nicholas | 0 | 0 | 4.32 | 4 | 0 | 0 | 0 | 1 | 8.1 | 9 | 4 | 4 | 0 | 0 | 1 | 7 | 0 | 0 |
| Penny, Cody | 0 | 2 | 3.05 | 13 | 0 | 0 | 0 | 2 | 20.2 | 17 | 8 | 7 | 0 | 2 | 8 | 18 | 1 | 0 |
| Peoples, Scott | 1 | 1 | 2.28 | 16 | 0 | 0 | 0 | 0 | 23.2 | 17 | 8 | 6 | 1 | 1 | 8 | 21 | 0 | 5 |
| Sisco, Jake | 1 | 6 | 5.03 | 15 | 15 | 0 | 0 | 0 | 77.0 | 81 | 49 | 43 | 6 | 6 | 30 | 45 | 0 | 6 |
| Stokes, James | 1 | 4 | 5.61 | 18 | 0 | 0 | 0 | 0 | 25.2 | 28 | 25 | 16 | 2 | 2 | 17 | 18 | 0 | 3 |
| Tejeda, Enosil | 2 | 0 | 1.74 | 8 | 0 | 0 | 0 | 3 | 10.1 | 8 | 3 | 2 | 0 | 0 | 4 | 10 | 0 | 0 |
| Wagoner, Jack | 3 | 5 | 4.36 | 24 | 0 | 0 | 0 | 2 | 33.0 | 35 | 23 | 16 | 2 | 2 | 16 | 34 | 0 | 2 |
| TEAM TOTAL | 30 | 45 | 3.78 | 75 | 75 | 1 | 1 | 14 | 662.1 | 648 | 347 | 278 | 39 | 37 | 248 | 513 | 5 | 48 |

(*) Left-handed

ARIZONA LEAGUE INDIANS (ROOKIE)



Anthony Medrano

Manager

Born: December 8, 1974 in Bellflower, CA

Resides: Surprise, AZ

Managerial/Coaching Highlights: Begins his third consecutive season as the Manager of the Arizona League Indians...Made his managerial debut in 2011 for the Rookie AZ Indians, guiding them to a 30-26 record...Spent two seasons (2009-10) as a coach for the AZL Indians...Marks his fifth season overall as a manager or coach in the Indians organization.

Managerial/Coaching Career: **2008-** Coach, GCL Indians (Indians); **2009-2010-** Coach, AZL Indians (Indians); **2011-2012** Manager, Rookie Arizona Indians.

Playing Career: Originally selected in the 2nd round of the 1993 draft by the Toronto Blue Jays...Played professionally for 14 seasons, all at the minor league level, with the Toronto Blue Jays, Kansas City Royals, Cleveland Indians, Montreal Expos, Chicago Cubs, Philadelphia Phillies and Washington Nationals organizations... Advanced as high as the Triple A level...Owns a career minor league average of .270 with 65HR and 575RBI in 1,449 games.

Personal/Miscellaneous: Married, wife's name is Julie...Has three children - AJ, Alex and Abby.

MEDRANO'S MANAGERIAL RECORD

| YEAR | CLUB | LEAGUE | CLASS | W-L | PCT | POS. | NOTES |
|---------------------|----------------|---------|--------|--------------|-------------|------|----------------|
| 2011 | Rookie Arizona | Arizona | Rookie | 30-26 | .536 | 3rd | 4.0 games back |
| 2012 | Rookie Arizona | Arizona | Rookie | 31-25 | .554 | 2nd | 3.5 games back |
| MINOR TOTALS | | | | 30-26 | .536 | | |

Scott Erickson

Pitching Coach

Born: February 2, 1968 in Long Beach, CA

Resides: Stateline, NV

Managerial/Coaching Highlights: Begins his first season as the Pitching Coach for the Arizona League Indians... Spent the 2012 season as the Pitching Coach for the Carolina Mudcats...It marks his second year in the Indians organization and his second in the professional coaching ranks.

Managerial/Coaching Career: **2012-** Pitching Coach, Carolina Mudcats (Indians).

Playing Career: Erickson compiled a career Major League record of 142-136 w/a 4.59 ERA in 389 games/364 starts over 15 big league seasons with six teams (2360.2IP, 2586H, 1203ER) from 1990-2006...In 1991 with the World Champion Minnesota Twins, he was an American League All-Star, leading the AL in wins (20) on his way to a 20-8 record with a 3.18ERA and finished second to Rogers Clemens in the AL Cy Young voting... Pitched with Baltimore from 1995-2002 before retiring with the New York Yankees in 2006... Was drafted by the NY Mets in 1986, Houston Astros in 1987, Toronto Blue Jays in 1988, and in 1989 signed with the Twins (4th round)...Became the third Twins pitcher to throw a no-hitter on April 27, 1994 against the Milwaukee Brewers... It was the first no-hitter in the Metrodome.

Personal/Miscellaneous: Married, wife's name is Lisa...Graduated from Homestead HS in Cupertino, CA in 1986 before pitching collegiately at San Jose City College and the University of Arizona and was Pac-10 co-MVP in 1989 and was a RHP on the *Baseball America* All-America team...Member of the UA Hall of Fame.

PLAYER DEVELOPMENT

Dennis Malave**Coach****Born:** January 6, 1980 in Caracas, VZ**Resides:** Caracas, VZ

Managerial/Coaching Highlights: Begins his third season on the Arizona League Indians coaching staff...Spent 2010 as a coach with the Mahoning Valley Scrappers...Also was part of the Indians AZL staff in 2009...Marks his 8th season overall coaching in the Indians organization...Spent the 2007 & 2008 seasons as the bullpen catcher/batting practice pitcher and coaching assistant with the Cleveland Indians.

Managerial/Coaching Career: **2005-** Coach, Burlington Indians (Indians); **2006-** Coach, GCL Indians (Indians); **2007-2008-** Bullpen Catcher, Cleveland Indians (Indians); **2009-** Coach, AZL Indians (Indians); **2010-** Coach, Mahoning Valley Scrappers (Indians); **2011-2012** Coach, AZL Indians (Indians).

Playing Career: Originally signed by the Indians into the club's Venezuelan Academy in May of 1997...Spent parts of 8 seasons in the Indians Player Development System from 1997-2004, reaching as far as AA Akron in 2001...Career was curtailed by a nagging wrist injury...Underwent wrist surgery in February of 2001...Finished 3rd in the Appalachian League with 27 steals in 1998...Concluded his minor league career with a average of .255 with 22HR and 164 RBI in 472 games.

Personal/Miscellaneous: Married, wife's name is Carolina...Has a daughter, Josuannis, and a son, Josue.

Junior Betances**Hitting Coach****Born:** May 26, 1973 in La Vega, DR**Resides:** Corona, NY

Managerial/Coaching Highlights: Begins his third season as a Coach of the Arizona League Indians...Spent two seasons as the Director of the Indians Dominican Academy (2009-10)...Marks his 17th season in the Indians organization as a player, coach, or executive...Began his post-playing career as a coach with the Indians Dominican Summer League team in 2000...Was the Manager of the Indians DSL team from 2002 through 2005.

Managerial/Coaching Career: **2000-2001-** Coach, DSL Indians (Indians); **2002-2005-** Manager, DSL Indians (Indians); **2006-** Administrator, Dominican Republic (Indians); **2007-2008-** Director, Dominican Operations (Indians); **2009-2010-** Director, Dominican Academy (Indians); **2011-2012** Coach, AZL Indians (Indians).

Playing Career: Originally signed as a non-drafted free agent in 1991 by the Milwaukee Brewers...Spent six seasons in the Brewers organization before being obtained by the Cleveland Indians in the 1996 Rule V draft...Advanced as high as the Double A level...Owned a career average of .290 over nine Minor League seasons.

Personal/Miscellaneous: Married, wife's name is Dilcia...Has a son, Mike.

2012 AZL INDIANS (ROOKIE) STATISTICS

AZL INDIANS FINAL BATTING STATISTICS

| PLAYER | AVG | G | AB | R | H | 2B | 3B | HR | RBI | BB | SO | GAMES BY POSITION | | | | | | | | | |
|---------------------|-------------|-----------|-------------|------------|------------|------------|-----------|-----------|------------|------------|------------|-------------------|-----------|----|----|----|----|----|----|------------|---|
| | | | | | | | | | | | | 1B | 2B | 3B | SS | OF | C | E | | | |
| Battaglia, Ryan | .214 | 29 | 84 | 22 | 18 | 4 | 2 | 3 | 19 | 22 | 34 | 1 | 1 | 17 | 0 | 0 | 0 | 0 | 0 | 8 | 9 |
| Bautista, Claudio | .273 | 37 | 132 | 30 | 36 | 6 | 2 | 6 | 22 | 19 | 31 | 8 | 1 | 0 | 30 | 0 | 7 | 0 | 0 | 11 | |
| Booth, Tyler* | .268 | 36 | 157 | 19 | 42 | 11 | 2 | 3 | 22 | 5 | 40 | 6 | 0 | 0 | 0 | 0 | 0 | 32 | 0 | 1 | |
| Boscan, Manuel# | .274 | 24 | 62 | 10 | 17 | 2 | 0 | 0 | 8 | 5 | 8 | 4 | 2 | 13 | 0 | 0 | 0 | 0 | 5 | 3 | |
| Brown, Mark* | .159 | 24 | 44 | 10 | 7 | 0 | 1 | 0 | 5 | 16 | 18 | 2 | 1 | 0 | 0 | 0 | 0 | 20 | 0 | 0 | |
| Campbell, Andrew* | .182 | 12 | 44 | 10 | 8 | 1 | 1 | 0 | 5 | 5 | 15 | 3 | 0 | 0 | 0 | 0 | 0 | 11 | 0 | 2 | |
| Cervenka, Martin | .240 | 26 | 75 | 7 | 18 | 3 | 0 | 0 | 12 | 14 | 21 | 0 | 1 | 0 | 0 | 0 | 0 | 0 | 26 | 3 | |
| De Jesus, Victor | .206 | 14 | 34 | 3 | 7 | 0 | 0 | 0 | 3 | 4 | 13 | 2 | 0 | 0 | 0 | 0 | 0 | 13 | 0 | 3 | |
| Haase, Eric | .282 | 28 | 103 | 16 | 29 | 11 | 2 | 3 | 22 | 5 | 29 | 1 | 0 | 0 | 0 | 0 | 0 | 0 | 25 | 6 | |
| Hamilton, Nick# | .240 | 17 | 50 | 12 | 12 | 1 | 1 | 0 | 4 | 10 | 8 | 2 | 0 | 2 | 1 | 11 | 0 | 0 | 0 | 4 | |
| Herrera, Juan | .283 | 39 | 138 | 28 | 39 | 11 | 2 | 0 | 15 | 26 | 35 | 8 | 2 | 0 | 21 | 9 | 9 | 0 | 11 | | |
| Kelly, Jairo# | .240 | 7 | 25 | 6 | 6 | 1 | 0 | 0 | 2 | 2 | 11 | 3 | 0 | 0 | 2 | 0 | 6 | 0 | 0 | 5 | |
| Lin, Chia-Ching* | .250 | 16 | 36 | 2 | 9 | 2 | 0 | 0 | 3 | 7 | 16 | 0 | 2 | 0 | 0 | 0 | 0 | 9 | 0 | 0 | |
| Lora, Felix | .095 | 11 | 21 | 1 | 2 | 0 | 0 | 1 | 1 | 2 | 8 | 0 | 0 | 0 | 0 | 0 | 0 | 9 | 0 | 0 | |
| Martinez, Jorge# | .347 | 46 | 190 | 31 | 66 | 14 | 3 | 7 | 39 | 16 | 44 | 4 | 0 | 0 | 0 | 37 | 0 | 0 | 0 | 11 | |
| McAdams, Joshua | .225 | 36 | 120 | 20 | 27 | 4 | 0 | 0 | 20 | 18 | 49 | 3 | 0 | 0 | 0 | 0 | 0 | 31 | 0 | 8 | |
| McClure, D'vone | .211 | 24 | 90 | 15 | 19 | 4 | 0 | 1 | 12 | 11 | 19 | 2 | 1 | 0 | 0 | 0 | 0 | 22 | 0 | 3 | |
| Medina, Yhoxian | .176 | 16 | 34 | 6 | 6 | 1 | 0 | 0 | 0 | 9 | 7 | 1 | 1 | 0 | 4 | 0 | 11 | 0 | 0 | 4 | |
| Paulino, Dorssys | .355 | 41 | 172 | 42 | 61 | 14 | 6 | 6 | 30 | 15 | 31 | 9 | 1 | 0 | 0 | 0 | 31 | 0 | 0 | 20 | |
| Rodriguez, Nelson | .229 | 32 | 109 | 19 | 25 | 7 | 3 | 4 | 17 | 24 | 41 | 0 | 0 | 28 | 0 | 0 | 0 | 0 | 3 | 6 | |
| Ruiz, Brian | .147 | 15 | 34 | 2 | 5 | 1 | 0 | 0 | 2 | 2 | 11 | 1 | 1 | 0 | 0 | 0 | 0 | 10 | 0 | 0 | |
| Santander, Anthony# | .305 | 43 | 154 | 27 | 47 | 15 | 1 | 4 | 32 | 13 | 37 | 6 | 3 | 0 | 0 | 0 | 0 | 39 | 0 | 0 | |
| Washington, LeVon* | .444 | 3 | 9 | 3 | 4 | 0 | 0 | 0 | 2 | 1 | 2 | 1 | 0 | 0 | 0 | 0 | 0 | 2 | 0 | 0 | |
| Team Total | .266 | 56 | 1917 | 341 | 510 | 113 | 26 | 38 | 301 | 251 | 528 | 67 | 17 | | | | | | | 126 | |

(*) Left-Handed ; (#) Switch-hitter

AZL INDIANS FINAL PITCHING STATISTICS

| PITCHER | W | L | ERA | G | GS | CG | SHO | SV | IP | H | R | ER | HR | HB | BB | SO | BK | WP |
|----------------------|-----------|-----------|-------------|-----------|-----------|----------|----------|-----------|--------------|------------|------------|------------|-----------|-----------|------------|------------|-----------|-----------|
| Baker, Dylan | 0 | 1 | 4.13 | 8 | 8 | 0 | 0 | 0 | 24.0 | 24 | 19 | 11 | 1 | 0 | 15 | 30 | 1 | 6 |
| Brown, Mitch | 2 | 0 | 3.58 | 8 | 8 | 0 | 0 | 0 | 27.2 | 20 | 16 | 11 | 3 | 0 | 10 | 26 | 0 | 2 |
| Chiang, Shao-Ching | 0 | 0 | 9.00 | 1 | 1 | 0 | 0 | 0 | 1.0 | 2 | 1 | 1 | 0 | 0 | 0 | 0 | 0 | 0 |
| Cleto, Jeffrey | 1 | 1 | 9.28 | 14 | 0 | 0 | 0 | 0 | 21.1 | 29 | 28 | 22 | 4 | 2 | 14 | 16 | 2 | 4 |
| Encarnacion, Est. | 4 | 2 | 4.93 | 20 | 0 | 0 | 0 | 2 | 34.2 | 28 | 22 | 19 | 1 | 4 | 23 | 28 | 1 | 10 |
| Encarnacion, Isaías* | 0 | 0 | 8.64 | 8 | 0 | 0 | 0 | 0 | 8.1 | 12 | 10 | 8 | 0 | 0 | 15 | 13 | 1 | 4 |
| Haley, Trey | 1 | 0 | 7.50 | 4 | 0 | 0 | 0 | 0 | 6.0 | 8 | 5 | 5 | 0 | 0 | 2 | 10 | 0 | 3 |
| Hamrick, Caleb | 0 | 1 | 3.24 | 5 | 0 | 0 | 0 | 0 | 8.1 | 7 | 3 | 3 | 0 | 0 | 2 | 6 | 0 | 1 |
| Howard, Dillon | 1 | 7 | 7.90 | 12 | 10 | 0 | 0 | 0 | 41.0 | 65 | 53 | 36 | 3 | 3 | 18 | 35 | 0 | 9 |
| Jimenez, Daniel* | 0 | 0 | 0.00 | 2 | 0 | 0 | 0 | 0 | 3.0 | 0 | 0 | 0 | 0 | 0 | 0 | 3 | 0 | 0 |
| Lovegrove, Kieran | 0 | 2 | 6.00 | 8 | 7 | 0 | 0 | 0 | 21.0 | 28 | 16 | 14 | 1 | 1 | 9 | 18 | 1 | 5 |
| Lovera, Yeiker | 2 | 1 | 8.03 | 7 | 1 | 0 | 0 | 0 | 12.1 | 20 | 12 | 11 | 2 | 0 | 6 | 13 | 1 | 1 |
| Lugo, Luis* | 2 | 4 | 4.50 | 11 | 10 | 0 | 0 | 0 | 42.0 | 38 | 30 | 21 | 4 | 2 | 21 | 51 | 1 | 1 |
| Morel, Luis | 1 | 1 | 3.07 | 4 | 3 | 0 | 0 | 0 | 14.2 | 15 | 8 | 5 | 1 | 0 | 3 | 19 | 0 | 1 |
| Nervis, Joshua | 1 | 0 | 1.52 | 13 | 0 | 0 | 0 | 3 | 23.2 | 14 | 4 | 4 | 1 | 2 | 8 | 34 | 0 | 7 |
| Packer, Matt* | 0 | 0 | 1.93 | 3 | 3 | 0 | 0 | 0 | 4.2 | 5 | 3 | 1 | 0 | 0 | 0 | 5 | 0 | 0 |
| Paredes, Alexis | 4 | 1 | 2.95 | 17 | 0 | 0 | 0 | 4 | 39.2 | 30 | 18 | 13 | 2 | 5 | 17 | 44 | 1 | 6 |
| Pasquale, Nicholas | 1 | 1 | 6.23 | 4 | 2 | 0 | 0 | 0 | 13.0 | 17 | 12 | 9 | 1 | 1 | 3 | 8 | 0 | 2 |
| Polanco, Anderson* | 1 | 2 | 6.35 | 12 | 0 | 0 | 0 | 0 | 22.2 | 24 | 20 | 16 | 5 | 1 | 21 | 26 | 1 | 5 |
| Puerta, Breilly | 4 | 1 | 3.60 | 18 | 0 | 0 | 0 | 3 | 35.0 | 33 | 15 | 14 | 2 | 1 | 15 | 35 | 0 | 5 |
| Rondon, Hector | 0 | 0 | 0.00 | 2 | 2 | 0 | 0 | 0 | 3.0 | 0 | 0 | 0 | 0 | 0 | 1 | 6 | 0 | 0 |
| Santana, Juan | 0 | 0 | 7.43 | 16 | 0 | 0 | 0 | 0 | 26.2 | 31 | 26 | 22 | 1 | 2 | 18 | 17 | 1 | 5 |
| Sterling, Felix | 3 | 0 | 1.66 | 6 | 0 | 0 | 0 | 2 | 21.2 | 14 | 8 | 4 | 0 | 1 | 7 | 31 | 0 | 3 |
| Suarez, Benny | 1 | 0 | 4.19 | 9 | 1 | 0 | 0 | 1 | 19.1 | 18 | 10 | 9 | 2 | 0 | 10 | 19 | 0 | 2 |
| White, Thomas | 2 | 0 | 2.70 | 7 | 0 | 0 | 0 | 0 | 13.1 | 11 | 5 | 4 | 1 | 1 | 5 | 15 | 0 | 2 |
| TEAM TOTAL | 31 | 25 | 4.81 | 56 | 56 | 0 | 0 | 15 | 488.0 | 493 | 344 | 261 | 35 | 26 | 243 | 508 | 11 | 84 |

(*) Left-handed

INDIANS DOMINICAN SUMMER LEAGUE (ROOKIE)



Jose Mejia

Manager

Born: March 19, 1976 in Santo Domingo, DR **Resides:** Santo Domingo, DR

Managerial/Coaching Highlights: Begins his first season in the Indians organization as the Manager of the club's Dominican Summer League team...Marks his 13th season as a manager or coach in the professional ranks...Spent the previous six seasons from 2007-2012 as the Manager for the Royals' Dominican Summer League squad...Began his coaching career in the Dodgers organization as a coach for the Dominican Summer League team and worked in that capacity for seven seasons before joining the Royals.

Managerial/Coaching Career: **2013-**Manager, DSL Indians (Indians); **2007-2012-**Manager, DSL Royals (Royals); **2000-2006-**Coach, DSL Dodgers (Dodgers).

Playing Career: Originally signed with the Los Angeles Dodgers in 1993...played professionally for 4 seasons in the Dodgers and Braves systems.

Personal/Miscellaneous: Married, wife's name is Marianela...Has four children, Alejandro, Christopher, Jose and Saymon.

Francisco Cabrera

Hitting Coach

Born: October 10, 1966 in Santo Domingo, DR

Resides: Santo Domingo, DR

Managerial/Coaching Highlights: Begins his second season as the Hitting Coach of the DSL Indians...Second year in the Indians organization after spending three seasons (2008-10) with the New York Mets as hitting coach, manager and catching instructor...Was with the Tigers organization from 2005-07 and was Field Coordinator with the DSL Cardinals from 1990-2001, managing their squad from 1997-1999.

Managerial/Coaching Career: **1990-2001-**Field Coordinator, DSL Cardinals (Cardinals); **1997-1999-** Manager, DSL Cardinals (Cardinals); **2005-2007-** Hitting/Catching Instructor (DSL Detroit Tigers); **2008/2010 -** Hitting/Catching Instructor (NY Mets); **2009-** Manager, DSL Mets (Mets); **2012-** Hitting Coach, DSL Indians (Indians).

Playing Career: Played with the Atlanta Braves and Toronto Blue Jays from 1989-1993, finishing his career as a .254 hitter with 17HR & 62 RBI in 196 games...Had one of the most memorable hits in postseason history, a 2-run, pinch hit single off Pittsburgh's Stan Belinda in game 7 of the 1992 NLCS that gave the Braves a 3-2 win and ticket to the World Series...He also played in Japan with the Orix Blue Wave in 1994...Cabrera started his career with the Blue Jays, playing three games with them before being traded to the Braves for Jim Acker in the middle of the 1989 season...Retired in 1995.

Personal/Miscellaneous: Wife, Luz Mary Martinez...Children: Francisco Jr., Priscila, Frederick, Rocheska, Borjas, Harrison, Naim and Adiel.

Carlos Fermin

Infield Coach

Born: July 12, 1973 in Mao Valverde, DR

Resides: Mao Valverde, DR

Managerial/Coaching Highlights: Begins his 13th season with the Indians as a coach for the DSL club.

Managerial/Coaching Career: **2000-2012-** Coach, DSL Indians (Indians).

Playing Career: Signed as a non-drafted free agent by the Detroit Tigers in 1989...Played professionally for 6 seasons in the Tigers organization where he had a career average of .210 with a HR and 81RBI in 374 games.

Personal/Miscellaneous: Married, wife's name is Jenny...Has three children - Carlos, Christina and Rosette...Is the brother of former Indians player Felix.

Born: October 11, 1974 in Nizao, Dominican Republic

Resides: Nizao, Dominican Republic

Managerial/Coaching Highlights: Begins his first season as Pitching Coach for the DSL Indians...It marks his first year in the Indians organization and his first in the professional coaching ranks.

Playing Career: Originally signed as an amateur free agent by the New York Mets on June 7, 1992...Made his Major League debut on March 31, 1998 with the Florida Marlins...Pitched in the Majors over the course of 7 years with the Florida, Chicago (NL), Colorado and Cincinnati organizations...Compiled a 5.32 ERA in 162 games from 1998-2004.

Personal/Miscellaneous: Married, wife's name is Yeslina...Has five children, Samantha, Melany, Rachely, Jesly and Tribe minor league infielder Dorsyss Paulino.

DSL FINAL BATTING STATISTICS

| BATTERS | AVG | G | AB | R | H | 2B | 3B | HR | RBI | BB | SO | GAMES BY POSITION | | | | | | | | |
|------------------------|--------------|-----------|-------------|------------|------------|-----------|-----------|-----------|------------|------------|------------|-------------------|-----------|----|----|----|----|----|----|------------|
| | | | | | | | | | | | | SB | CS | 1B | 2B | 3B | SS | OF | C | E |
| * Acosta, Wilkin | 0.063 | 7 | 16 | 5 | 1 | 0 | 1 | 0 | 0 | 6 | 4 | 3 | 0 | 0 | 0 | 0 | 0 | 7 | 0 | 0 |
| Cabral, Victor | 0.289 | 64 | 235 | 37 | 68 | 12 | 4 | 2 | 33 | 21 | 32 | 8 | 3 | 0 | 0 | 0 | 0 | 39 | 0 | 1 |
| Calderon, Kevin | 0.186 | 31 | 86 | 5 | 16 | 2 | 0 | 1 | 9 | 7 | 17 | 2 | 1 | 0 | 0 | 0 | 0 | 30 | 4 | |
| Castillo, Amauri | 0.202 | 56 | 193 | 19 | 39 | 8 | 0 | 3 | 22 | 7 | 41 | 0 | 0 | 5 | 0 | 53 | 0 | 0 | 0 | 11 |
| # Castillo, Ivan | 0.236 | 65 | 216 | 28 | 51 | 6 | 0 | 1 | 14 | 21 | 32 | 16 | 6 | 0 | 0 | 0 | 65 | 0 | 0 | 20 |
| # De La Cruz, Juan | 0.247 | 59 | 174 | 16 | 43 | 11 | 1 | 1 | 26 | 21 | 26 | 2 | 3 | 10 | 0 | 1 | 0 | 0 | 45 | 5 |
| Depen, Michael | 0.281 | 50 | 171 | 23 | 48 | 14 | 3 | 3 | 29 | 14 | 39 | 10 | 0 | 0 | 0 | 0 | 0 | 47 | 0 | 3 |
| Diaz, Rainel | 0.143 | 15 | 21 | 2 | 3 | 0 | 0 | 0 | 1 | 0 | 7 | 0 | 0 | 0 | 0 | 0 | 0 | 0 | 15 | 1 |
| Lunar, Henry | 0.286 | 5 | 7 | 0 | 2 | 0 | 0 | 0 | 0 | 0 | 4 | 0 | 1 | 0 | 0 | 0 | 0 | 0 | 5 | 0 |
| Mejia, Joel | 0.263 | 41 | 137 | 28 | 36 | 4 | 5 | 0 | 7 | 17 | 29 | 17 | 6 | 0 | 0 | 0 | 0 | 37 | 0 | 1 |
| # Mendoza, Yonathan | 0.287 | 43 | 136 | 23 | 39 | 3 | 0 | 0 | 11 | 22 | 10 | 11 | 6 | 1 | 14 | 24 | 8 | 0 | 0 | 8 |
| Miguel, Francisco | 0.179 | 33 | 84 | 8 | 15 | 3 | 0 | 1 | 2 | 9 | 29 | 1 | 2 | 0 | 0 | 0 | 0 | 32 | 0 | 4 |
| * Moncion, Juan Carlos | 0.204 | 55 | 201 | 19 | 41 | 11 | 0 | 2 | 30 | 19 | 42 | 0 | 4 | 52 | 0 | 0 | 0 | 0 | 0 | 8 |
| # Sanchez, Omar | 0.197 | 59 | 183 | 19 | 36 | 9 | 2 | 0 | 13 | 20 | 47 | 14 | 6 | 7 | 0 | 0 | 0 | 37 | 0 | 5 |
| # Santana, Andri | 0.325 | 39 | 114 | 20 | 37 | 3 | 1 | 2 | 12 | 17 | 45 | 10 | 9 | 0 | 0 | 0 | 0 | 14 | 0 | 0 |
| Soto, Fidias | 0.167 | 30 | 42 | 8 | 7 | 3 | 0 | 2 | 5 | 13 | 20 | 2 | 4 | 0 | 0 | 0 | 0 | 25 | 0 | 1 |
| # Valdez, Ordumar | 0.284 | 62 | 218 | 43 | 62 | 4 | 4 | 0 | 16 | 41 | 36 | 25 | 16 | 0 | 60 | 0 | 0 | 1 | 0 | 10 |
| TEAM TOTAL | 0.244 | 70 | 2234 | 303 | 544 | 93 | 21 | 18 | 230 | 255 | 460 | 121 | 77 | | | | | | | 101 |

DSL FINAL PITCHING STATISTICS

| PITCHER | W | L | ERA | G | GS | CG | SHO | SV | IP | H | R | ER | HR | HB | BB | SO | BK | WP |
|----------------------|-----------|-----------|-------------|-----------|-----------|----------|----------|-----------|--------------|------------|------------|------------|-----------|-----------|------------|------------|-----------|------------|
| Alcantara, Martin | 1 | 3 | 1.56 | 22 | 0 | 0 | 0 | 10 | 34.2 | 27 | 14 | 6 | 1 | 1 | 17 | 29 | 1 | 12 |
| Aquino, Luis | 1 | 1 | 3.8 | 17 | 1 | 0 | 0 | 0 | 23.2 | 24 | 15 | 10 | 0 | 2 | 13 | 10 | 0 | 5 |
| Arias, Jesus | 2 | 1 | 7.98 | 12 | 0 | 0 | 0 | 0 | 14.2 | 11 | 13 | 13 | 0 | 2 | 14 | 10 | 1 | 2 |
| Beras, Jesus | 0 | 0 | 12.71 | 12 | 0 | 0 | 0 | 0 | 11.1 | 16 | 21 | 16 | 0 | 1 | 14 | 8 | 0 | 9 |
| * Diaz, Carlos | 2 | 5 | 1.59 | 12 | 11 | 0 | 0 | 0 | 51 | 28 | 16 | 9 | 3 | 1 | 25 | 49 | 0 | 5 |
| Estrella, Edward | 4 | 0 | 1.85 | 22 | 0 | 0 | 0 | 2 | 39 | 35 | 9 | 8 | 1 | 0 | 11 | 16 | 1 | 3 |
| Garcia, Juan | 0 | 1 | 2.2 | 13 | 0 | 0 | 0 | 0 | 16.1 | 14 | 5 | 4 | 0 | 2 | 11 | 12 | 0 | 2 |
| * Gomez, Luis | 2 | 0 | 0.56 | 14 | 8 | 0 | 0 | 1 | 48.1 | 25 | 9 | 3 | 0 | 4 | 11 | 46 | 0 | 4 |
| * Manzueta, Cristian | 0 | 1 | 3.38 | 12 | 5 | 0 | 0 | 0 | 21.1 | 12 | 9 | 8 | 0 | 3 | 17 | 15 | 3 | 7 |
| Marte, Juan | 0 | 1 | 7.02 | 13 | 0 | 0 | 0 | 1 | 16.2 | 22 | 13 | 13 | 0 | 6 | 5 | 8 | 0 | 2 |
| Nivar, Juan | 4 | 1 | 1.36 | 10 | 10 | 0 | 0 | 0 | 46.1 | 26 | 11 | 7 | 1 | 4 | 13 | 54 | 0 | 11 |
| * Pineda, Edgar | 1 | 0 | 5.14 | 12 | 0 | 0 | 0 | 0 | 14 | 9 | 10 | 8 | 0 | 4 | 15 | 13 | 0 | 5 |
| * Placido, Anderson | 6 | 1 | 1.97 | 13 | 11 | 0 | 0 | 0 | 59.1 | 47 | 18 | 13 | 1 | 6 | 29 | 49 | 0 | 2 |
| Puello, Johan | 0 | 6+ | 3.75 | 14 | 3 | 0 | 0 | 0 | 24 | 25 | 20 | 10 | 2 | 3 | 17 | 15 | 0 | 7 |
| Ramirez, Anderson | 1 | 1 | 3.38 | 9 | 0 | 0 | 0 | 1 | 16 | 13 | 8 | 6 | 0 | 5 | 6 | 9 | 0 | 4 |
| Rivas, Alejandro | 1 | 0 | 5.27 | 13 | 0 | 0 | 0 | 1 | 13.2 | 12 | 8 | 8 | 2 | 4 | 11 | 12 | 0 | 3 |
| Rodriguez, Ramon | 5 | 4 | 2.75 | 20 | 4 | 0 | 0 | 1 | 52.1 | 51 | 24 | 16 | 3 | 3 | 18 | 37 | 1 | 5 |
| Vincent, Junior | 0 | 1 | 4.5 | 7 | 1 | 0 | 0 | 0 | 10 | 13 | 8 | 5 | 1 | 0 | 3 | 7 | 0 | 2 |
| Vizcaya, Anthony | 3 | 2 | 0.94 | 13 | 12 | 0 | 0 | 0 | 67 | 38 | 13 | 7 | 0 | 3 | 19 | 33 | 3 | 7 |
| Zapata, Jose | 2 | 6 | 4.82 | 15 | 4 | 0 | 0 | 0 | 28 | 19 | 20 | 15 | 1 | 8 | 19 | 14 | 0 | 5 |
| TEAM TOTAL | 35 | 35 | 2.73 | 70 | 70 | 0 | 8 | 17 | 607.2 | 467 | 264 | 184 | 16 | 62 | 288 | 446 | 10 | 102 |

(* Left-handed, (#) Switch-hitter

ABRAHAM, Adam**1B/3B**

HEIGHT: 5-11

BATS: R

BORN: March 27, 1987 in Grosse Pointe, MI

WEIGHT: 226

THROWS: R

RESIDES: Grosse Pointe, MI

SIGNED BY: Derek Ross

OBTAINED: 13th Round Selection by Indians in June, 2008 Draft

SCHOOL: University of Michigan

CAREER HIGHLIGHTS: **2011-** Ranked 4th in the Carolina League in walks (70), T4th in doubles (31), T5th in RBI (72), 6th in home runs (17), 7th in on-base percentage (.360), 8th in OPS (.792) and 9th in slugging percentage (.432).

| YEAR | CLUB | AVG | G | AB | R | H | 2B | 3B | HR | RBI | SH | SF | HBP | BB | SO | SB | CS | SLG | OBP | OPS | E |
|--------------------------|-------------|-------------|------------|-------------|------------|------------|------------|----------|-----------|------------|----------|-----------|-----------|------------|------------|-----------|-----------|-------------|-------------|-------------|-----------|
| 2008 | GCL Indians | .214 | 40 | 131 | 21 | 28 | 7 | 0 | 5 | 22 | 0 | 2 | 3 | 17 | 29 | 1 | 0 | .382 | .314 | .695 | 4 |
| 2009 | Lake County | .257 | 104 | 339 | 38 | 87 | 23 | 2 | 6 | 31 | 5 | 3 | 5 | 36 | 59 | 4 | 4 | .389 | .334 | .724 | 13 |
| 2010 | Lake County | .264 | 114 | 402 | 50 | 106 | 26 | 1 | 13 | 61 | 0 | 1 | 6 | 34 | 75 | 6 | 2 | .430 | .330 | .760 | 11 |
| 2011 | Kinston | .252 | 130 | 456 | 63 | 115 | 31 | 0 | 17 | 72 | 1 | 4 | 9 | 70 | 114 | 5 | 2 | .432 | .360 | .792 | 18 |
| 2012 | Akron | .259 | 108 | 379 | 63 | 98 | 28 | 1 | 13 | 54 | 2 | 3 | 6 | 44 | 80 | 2 | 4 | .441 | .343 | .783 | 2 |
| Minor Lge. Totals | | .254 | 496 | 1707 | 235 | 434 | 115 | 4 | 54 | 240 | 8 | 13 | 29 | 201 | 357 | 18 | 12 | .421 | .341 | .762 | 48 |

ACOSTA, Wilkin**OF**

HEIGHT: 6-0

BATS: L

BORN: October 8, 1992 in Santo Domingo, DR

WEIGHT: 187

THROWS: L

RESIDES: Santo Domingo, DR

SIGNED BY: Ramon Pena, Felix Nivar & Marcelino Vallejo

OBTAINED: Non-Drafted Free Agent (11/2/11)

| YEAR | CLUB | AVG | G | AB | R | H | 2B | 3B | HR | RBI | SH | SF | HBP | BB | SO | SB | CS | SLG | OBP | OPS | E |
|------|-------------|------|---|----|---|---|----|----|----|-----|----|----|-----|----|----|----|----|------|------|------|---|
| 2012 | DSL Indians | .063 | 7 | 16 | 5 | 1 | 0 | 1 | 0 | 0 | 0 | 0 | 1 | 6 | 4 | 3 | 0 | .188 | .348 | .535 | 0 |

ADAMS, Austin**RHP**

HEIGHT: 5-11

BATS: R

BORN: August 19, 1986 in Montgomery, AL

WEIGHT: 190

THROWS: R

RESIDES: Milbrook, AL

SIGNED BY: Chuck Bartlett

OBTAINED: 5th Round Selection by Indians in June, 2009 Draft

SCHOOL: Faulkner University (AL)

CAREER HIGHLIGHTS: **2012-** Missed the entire season after undergoing right shoulder surgery...Named the 8th best prospect in the Indians organization entering the season according to *Baseball America*...**2011-** Ranked 2nd among Indians farmhands in strikeouts (131)...Ranked among the Eastern League leaders in wins (11, T2nd), starts (26, T3rd), strikeouts (6th) and ERA (3.77, 11th)...Named to Eastern League All-Star team...**2010-** Finished 3rd in the Indians PDS in ERA (2.49)...**2008-** Drafted by the Milwaukee Brewers in the 27th round of the June Draft (did not sign).

| YEAR | CLUB | W-L | ERA | G | GS | CG | SHO | SV | IP | H | R | ER | HR | HB | BB | SO | WP | BK | AVG | SLG | OBP |
|--------------------------|-----------------|--------------|-------------|-----------|-----------|----------|----------|----------|-----------------------|------------|------------|------------|-----------|-----------|------------|------------|-----------|----------|-------------|-------------|-------------|
| 2009 | Mahoning Valley | 3-1 | 4.86 | 17 | 0 | 0 | 0 | 1 | 37.0 | 39 | 22 | 20 | 4 | 4 | 15 | 29 | 0 | 0 | .269 | .393 | .349 |
| 2010 | Kinston | 6-1 | 1.53 | 13 | 12 | 0 | 0 | 0 | 58.2 | 50 | 14 | 10 | 5 | 4 | 15 | 51 | 3 | 0 | .228 | .342 | .289 |
| 2010 | Lake County | 2-4 | 3.54 | 13 | 8 | 0 | 0 | 1 | 53.1 | 40 | 22 | 21 | 7 | 6 | 21 | 61 | 1 | 0 | .206 | .381 | .299 |
| 2011 | Akron | 11-10 | 3.77 | 26 | 26 | 0 | 0 | 0 | 136.0 | 147 | 68 | 57 | 6 | 5 | 63 | 131 | 11 | 1 | .280 | .394 | .362 |
| 2012 | | | | | | | | | INJURED--DID NOT PLAY | | | | | | | | | | | | |
| Minor Lge. Totals | | 22-16 | 3.41 | 69 | 46 | 0 | 0 | 2 | 285.0 | 276 | 126 | 108 | 22 | 19 | 114 | 272 | 15 | 1 | .255 | .381 | .334 |

ALCANTARA, Martin**RHP**

HEIGHT: 5-11

BATS: R

BORN: September 14, 1991 in Santo Domingo, DR

WEIGHT: 180

THROWS: R

RESIDES: La Victoria, DR

SIGNED BY: Ramon Pena, Felix Nivar & Marcelino Vallejo

OBTAINED: Non-Drafted Free Agent (2/22/11)

| YEAR | CLUB | W-L | ERA | G | GS | CG | SHO | SV | IP | H | R | ER | HR | HB | BB | SO | WP | BK | AVG | SLG | OBP |
|--------------------------|-------------|------------|-------------|-----------|----------|----------|----------|-----------|-------------|-----------|-----------|-----------|----------|----------|-----------|-----------|-----------|----------|-------------|-------------|-------------|
| 2011 | DSL Indians | 2-0 | 2.55 | 4 | 3 | 0 | 0 | 0 | 17.2 | 16 | 6 | 5 | 0 | 0 | 7 | 12 | 2 | 1 | .239 | .299 | .307 |
| 2012 | DSL Indians | 1-3 | 1.56 | 22 | 0 | 0 | 0 | 10 | 34.2 | 27 | 14 | 6 | 1 | 1 | 17 | 29 | 12 | 1 | .209 | .264 | .306 |
| Minor Lge. Totals | | 3-3 | 1.89 | 26 | 3 | 0 | 0 | 10 | 52.1 | 43 | 20 | 11 | 1 | 1 | 24 | 41 | 14 | 2 | .219 | .276 | .306 |

ANDERSON, Cody

RHP

HEIGHT: 6-4 BATS: R BORN: September 14, 1990 in Quincy, CA
 WEIGHT: 220 THROWS: R RESIDES: Quincy, CA
 SIGNED BY: Don Lyle OBTAINED: 14th Round Selection by Indians in June, 2011 Draft
 SCHOOL: Feather River College

CAREER HIGHLIGHTS: 2012- Named to Midwest League Mid-Season All-Star team.

| YEAR | CLUB | W-L | ERA | G | GS | CG | SHO | SV | IP | H | R | ER | HR | HB | BB | SO | WP | BK | AVG | SLG | OBP |
|--------------------------|-----------------|------------|-------------|-----------|-----------|----------|----------|----------|--------------|-----------|-----------|-----------|----------|----------|-----------|-----------|----------|----------|-------------|-------------|-------------|
| 2011 | Mahoning Valley | 0-0 | 1.80 | 3 | 1 | 0 | 0 | 0 | 5.0 | 4 | 1 | 1 | 0 | 0 | 4 | 3 | 0 | 0 | .235 | .235 | .381 |
| 2012 | Lake County | 4-7 | 3.20 | 24 | 23 | 0 | 0 | 0 | 98.1 | 92 | 40 | 35 | 8 | 1 | 29 | 72 | 5 | 2 | .249 | .389 | .303 |
| Minor Lge. Totals | | 4-7 | 3.14 | 27 | 24 | 0 | 0 | 0 | 103.1 | 96 | 41 | 36 | 8 | 1 | 33 | 75 | 5 | 2 | .248 | .382 | .307 |

ANTONELLI, Matt

INF

HEIGHT: 6-1 BATS: R BORN: April 8, 1985 in Peabody, MA
 WEIGHT: 195 THROWS: R RESIDES: Peabody, MA
 SCHOOL: Wake Forest University OBTAINED: Minor League Free Agent (12/27/12)

CAREER HIGHLIGHTS: 2012- Claimed by the New York Yankees off of waivers from the Baltimore Orioles May 17...2011- Signed with the Orioles as a Minor League Free Agent November 21...2010- Signed by the Washington Nationals as a free agent December 17...Had surgery on April 29 to repair a broken hamate bone in his left hand and appeared in one game with the AZL Padres on July 26...2008- Entered the season as the #2 prospect in the Padres system according to *Baseball America*...Rated the organization's best athlete and batter with the best strike-zone discipline in *Baseball America's* Best Tools survey...2007- Entered the season as the #3 prospect in the Padres system according to *Baseball America*...Rated the organization's best athlete and batter with the best strike-zone discipline in *Baseball America's* Best Tools survey...Named to California League Mid-Season All-Star team...Named Padres Minor League Player of the Month for July...Ranked among the California League leaders in OBP (5th, .409) and batting (8th, .314)...2006- Selected by San Diego in the first round of the June, 2006 draft...Ranked 2nd in the Northwest League in walks (.46), OBP (.426) and SB % (.900) and T9th in batting (.286)...Named Northwest League Batter of the Week from June 26-July 2.

| YEAR | CLUB | AVG | G | AB | R | H | 2B | 3B | HR | RBI | SH | SF | HBP | BB | SO | SB | CS | SLG | OBP | OPS | E |
|--------------------------|---------------|-------------|------------|-------------|------------|------------|-----------|-----------|-----------|------------|----------|-----------|-----------|------------|------------|-----------|-----------|-------------|-------------|-------------|-----------|
| 2006 | Eugene | .286 | 55 | 189 | 38 | 54 | 12 | 1 | 0 | 22 | 1 | 5 | 4 | 46 | 31 | 9 | 1 | .360 | .426 | .786 | 7 |
| | Ft. Wayne | .125 | 5 | 16 | 3 | 2 | 1 | 1 | 0 | 0 | 0 | 0 | 0 | 2 | 6 | 0 | 0 | .313 | .222 | .535 | 1 |
| 2007 | Lake Elsinore | .314 | 82 | 347 | 89 | 109 | 14 | 4 | 14 | 54 | 0 | 2 | 4 | 53 | 58 | 18 | 6 | .499 | .409 | .907 | 12 |
| | San Antonio | .294 | 49 | 187 | 34 | 55 | 11 | 1 | 7 | 24 | 0 | 3 | 3 | 30 | 36 | 10 | 3 | .476 | .395 | .871 | 5 |
| 2008 | Portland | .215 | 128 | 451 | 62 | 97 | 19 | 4 | 7 | 39 | 0 | 5 | 8 | 76 | 86 | 6 | 4 | .322 | .335 | .657 | 13 |
| | San Diego | .193 | 21 | 57 | 6 | 11 | 2 | 0 | 1 | 3 | 0 | 0 | 3 | 5 | 11 | 0 | 0 | .281 | .292 | .573 | 2 |
| 2009 | Portland | .196 | 59 | 189 | 25 | 37 | 11 | 2 | 4 | 22 | 2 | 0 | 2 | 26 | 30 | 1 | 1 | .339 | .300 | .638 | 3 |
| 2010 | AZL Padres | .000 | 1 | 1 | 1 | 0 | 0 | 0 | 0 | 0 | 0 | 0 | 0 | 1 | 0 | 0 | 0 | .000 | .500 | .500 | 0 |
| 2011 | Harrisburg | .333 | 4 | 15 | 3 | 5 | 1 | 0 | 0 | 1 | 0 | 0 | 0 | 0 | 1 | 0 | 0 | .400 | .333 | .733 | 0 |
| | Syracuse | .297 | 86 | 300 | 44 | 89 | 19 | 3 | 8 | 30 | 5 | 4 | 3 | 47 | 59 | 6 | 6 | .460 | .393 | .853 | 11 |
| 2012 | Norfolk | .204 | 29 | 93 | 11 | 19 | 4 | 0 | 1 | 7 | 1 | 0 | 3 | 19 | 23 | 1 | 2 | .280 | .357 | .636 | 4 |
| | Scranton/WB | .197 | 15 | 61 | 11 | 12 | 1 | 1 | 1 | 4 | 0 | 0 | 1 | 5 | 9 | 0 | 0 | .295 | .269 | .564 | 1 |
| Minor Lge. Totals | | .259 | 513 | 1849 | 321 | 479 | 93 | 17 | 42 | 203 | 9 | 19 | 28 | 305 | 339 | 51 | 23 | .396 | .369 | .765 | 57 |
| M.L. TOTALS | | .193 | 21 | 57 | 6 | 11 | 2 | 0 | 1 | 3 | 0 | 0 | 3 | 5 | 11 | 0 | 0 | .281 | .292 | .573 | 2 |

AQUINO, Luis

RHP

HEIGHT: 6-1 BATS: R BORN: June 30, 1993 in Santiago, DR
 WEIGHT: 170 THROWS: R RESIDES: Santiago, DR
 SIGNED BY: Ramon Pena, Felix Nivar OBTAINED: Non-Drafted Free Agent (7/3/11)
 & Miguel Valdez

| YEAR | CLUB | W-L | ERA | G | GS | CG | SHO | SV | IP | H | R | ER | HR | HB | BB | SO | WP | BK | AVG | SLG | OBP |
|------|-------------|-----|------|----|----|----|-----|----|------|----|----|----|----|----|----|----|----|----|------|------|------|
| 2012 | DSL Indians | 1-1 | 3.80 | 17 | 1 | 0 | 0 | 0 | 23.2 | 24 | 15 | 10 | 0 | 2 | 13 | 10 | 5 | 0 | .267 | .278 | .371 |

PLAYER DEVELOPMENT

ARAUJO, Elvis**LHP****HEIGHT: 6-7****BATS: L****BORN: July 15, 1991 in Maracaibo, VZ****WEIGHT: 245****THROWS: L****RESIDES: Maracaibo, VZ****SIGNED BY: Otilio Chourio****OBTAINED: Non-Drafted Free Agent (7/16/07)**

CAREER HIGHLIGHTS: **2012-** Ranked T1st in the Midwest League in games started (28) and ranked T4th in the organization in strikeouts (111)...**2011-** Selected to the Arizona League Postseason All-Star Team... Led the league in wins (9) and ranked T1st in batting average against (.228), 3rd in ERA (2.86), 3rd in strikeouts (58), 3rd in WHIP (1.14) and T4th in innings pitched (63.0)... **2010-** Missed the entire season after undergoing left elbow UCL reconstruction... **2009-** Missed the entire season with a left elbow sprain.

| YEAR | CLUB | W-L | ERA | G | GS | CG | SHO | SV | IP | H | R | ER | HR | HB | BB | SO | WP | BK | AVG | SLG | OBP |
|--------------------------|-----------------|--------------|-------------|-----------|-----------|----------|----------|----------|-----------------------|------------|------------|------------|----------|----------|------------|------------|-----------|----------|-------------|-------------|-------------|
| 2008 | DSL Indians | 4-2 | 1.89 | 14 | 14 | 0 | 0 | 0 | 57.0 | 46 | 20 | 12 | 0 | 1 | 23 | 37 | 3 | 1 | .230 | .270 | .310 |
| 2009 | | | | | | | | | INJURED--DID NOT PLAY | | | | | | | | | | | | |
| 2010 | | | | | | | | | INJURED--DID NOT PLAY | | | | | | | | | | | | |
| 2011 | Mahoning Valley | 0-0 | 8.10 | 2 | 2 | 0 | 0 | 0 | 6.2 | 11 | 6 | 6 | 0 | 0 | 7 | 5 | 0 | 0 | .393 | .536 | .514 |
| | AZL Indians | 9-1 | 2.86 | 13 | 11 | 0 | 0 | 0 | 63.0 | 54 | 28 | 20 | 2 | 1 | 18 | 58 | 5 | 1 | .228 | .312 | .283 |
| 2012 | Lake County | 7-10 | 5.00 | 28 | 28 | 1 | 0 | 0 | 135.0 | 141 | 89 | 75 | 7 | 6 | 61 | 111 | 20 | 2 | .270 | .377 | .350 |
| Minor Lge. Totals | | 20-13 | 3.89 | 57 | 55 | 1 | 0 | 0 | 261.2 | 252 | 143 | 113 | 9 | 8 | 109 | 211 | 28 | 4 | .255 | .344 | .332 |

ARAUJO, Luis**RHP****HEIGHT: 6-1****BATS: R****BORN: August 1, 1996 in Maracaibo, VZ****WEIGHT: 155****THROWS: R****RESIDES: Maracaibo, VZ****SIGNED BY: N/A****OBTAINED: Non-Drafted Free Agent (1/3/12)****ARIAS, Jesus****RHP****HEIGHT: 6-1****BATS: R****BORN: September 29, 1993 in San Juan de los Morros, VZ****WEIGHT: 185****THROWS: R****RESIDES: San Juan de los Morros, VZ****SIGNED BY: N/A****OBTAINED: Non-Drafted Free Agent (3/5/12)**

| YEAR | CLUB | W-L | ERA | G | GS | CG | SHO | SV | IP | H | R | ER | HR | HB | BB | SO | WP | BK | AVG | SLG | OBP |
|------|-------------|-----|------|----|----|----|-----|----|------|----|----|----|----|----|----|----|----|----|------|------|------|
| 2012 | DSL Indians | 2-1 | 7.98 | 12 | 0 | 0 | 0 | 0 | 14.2 | 11 | 13 | 13 | 0 | 2 | 14 | 10 | 2 | 1 | .229 | .292 | .422 |

ARMSTRONG, Shawn**RHP****HEIGHT: 6-2****BATS: R****BORN: September 11, 1990 in New Bern, NC****WEIGHT: 210****THROWS: R****RESIDES: New Bern, NC****SIGNED BY: Bob Mayer****OBTAINED: 18th Round Selection by Indians in June, 2011 Draft****SCHOOL: East Carolina University**

CAREER HIGHLIGHTS: **2012-** Named to Carolina League Mid-Season All-Star team... Ranked T2nd in the organization in appearances (45)... Ranked T3rd in the Carolina League in holds (7)... Following the season, played for the Scottsdale Scorpions in the prestigious Arizona Fall League and was selected to the AFL "Rising Stars" game, but did not participate... Following the season, was rated as having the Best Slider in the organization in *Baseball America's* Best Tools survey.

| YEAR | CLUB | W-L | ERA | G | GS | CG | SHO | SV | IP | H | R | ER | HR | HB | BB | SO | WP | BK | AVG | SLG | OBP |
|--------------------------|-----------------|------------|-------------|-----------|----------|----------|----------|----------|-------------|-----------|-----------|-----------|----------|----------|-----------|-----------|----------|----------|-------------|-------------|-------------|
| 2011 | Mahoning Valley | 0-0 | 0.00 | 1 | 0 | 0 | 0 | 0 | 2.0 | 1 | 0 | 0 | 0 | 0 | 0 | 2 | 0 | 0 | .167 | .167 | .167 |
| 2012 | Lake County | 0-0 | 0.00 | 2 | 0 | 0 | 0 | 0 | 3.2 | 1 | 0 | 0 | 0 | 0 | 2 | 4 | 0 | 0 | .091 | .182 | .214 |
| | Carolina | 1-3 | 2.06 | 26 | 0 | 0 | 0 | 1 | 43.2 | 31 | 10 | 10 | 0 | 6 | 23 | 52 | 3 | 1 | .205 | .245 | .333 |
| | Akron | 1-0 | 0.89 | 17 | 0 | 0 | 0 | 3 | 20.1 | 12 | 2 | 2 | 0 | 1 | 12 | 22 | 1 | 0 | .176 | .221 | .309 |
| Minor Lge. Totals | | 2-3 | 1.55 | 46 | 0 | 0 | 0 | 4 | 69.2 | 45 | 12 | 12 | 0 | 7 | 37 | 80 | 4 | 1 | .191 | .233 | .317 |

AROSEMENA, Julio**RHP****HEIGHT: 6-1****BATS: R****BORN: July 20, 1995 in Panama****WEIGHT: 187****THROWS: R****RESIDES: Panama****SIGNED BY: N/A****OBTAINED: Non-Drafted Free Agent (10/23/12)**

AVILES, Robert (Robbie)**RHP**

HEIGHT: 6-4 BATS: L BORN: December 17, 1991 in Suffern, NY
 WEIGHT: 195 THROWS: R RESIDES: Suffern, NY
 SIGNED BY: Brent Urcheck OBTAINED: 7th Round Selection by Indians in June, 2010 Draft
 SCHOOL: Suffern HS (NY)

CAREER HIGHLIGHTS: 2010- Underwent right elbow UCL reconstruction on July 13.

| YEAR | CLUB | W-L | ERA | G | GS | CG | SHO | SV | IP | H | R | ER | HR | HB | BB | SO | WP | BK | AVG | SLG | OBP |
|-------------------|-----------------|-----|------|----|----|----|-----|----|------|----|----|----|----|----|----|----|----|----|------|------|------|
| 2011 | AZL Indians | 0-2 | 6.52 | 7 | 6 | 0 | 0 | 0 | 9.2 | 13 | 9 | 7 | 0 | 2 | 2 | 7 | 1 | 0 | .333 | .538 | .378 |
| 2012 | Mahoning Valley | 0-2 | 5.12 | 15 | 5 | 0 | 0 | 1 | 38.2 | 47 | 22 | 22 | 4 | 5 | 13 | 17 | 1 | 0 | .305 | .455 | .374 |
| Minor Lge. Totals | | 0-4 | 5.40 | 22 | 11 | 0 | 0 | 1 | 48.1 | 60 | 31 | 29 | 4 | 7 | 15 | 24 | 2 | 0 | .311 | .472 | .375 |

BAKER, Dylan**RHP**

HEIGHT: 6-2 BATS: L BORN: April 6, 1992 in Roseburg, OR
 WEIGHT: 215 THROWS: L RESIDES: Juneau, AK
 SIGNED BY: Don Lyle OBTAINED: 5th Round Selection by Indians in June, 2012 Draft
 SCHOOL: Western Nevada Community College

CAREER HIGHLIGHTS: Enters the season ranked the 17th-best prospect in the organization according to *Baseball America*.

| YEAR | CLUB | W-L | ERA | G | GS | CG | SHO | SV | IP | H | R | ER | HR | HB | BB | SO | WP | BK | AVG | SLG | OBP |
|------|-------------|-----|------|---|----|----|-----|----|------|----|----|----|----|----|----|----|----|----|------|------|------|
| 2012 | AZL Indians | 0-1 | 4.13 | 8 | 8 | 0 | 0 | 0 | 24.0 | 24 | 19 | 11 | 1 | 0 | 15 | 30 | 6 | 1 | .255 | .351 | .355 |

BATTAGLIA, Ryan**CA**

HEIGHT: 6-1 BATS: R BORN: June 29, 1992 in Brisbane, Queensland, AUS
 WEIGHT: 202 THROWS: R RESIDES: Brisbane, Queensland, AUS
 SIGNED BY: Peter Gahan OBTAINED: Non-Drafted Free Agent (11/29/09)

CAREER HIGHLIGHTS: 2012- Following the season, played for the Brisbane Bandits in the Australian Baseball League.

| YEAR | CLUB | AVG | G | AB | R | H | 2B | 3B | HR | RBI | SH | SF | HBP | BB | SO | SB | CS | SLG | OBP | OPS | E |
|-------------------|-----------------|------|----|----|----|----|----|----|----|-----|----|----|-----|----|----|----|----|------|------|------|----|
| 2011 | AZL Indians | .000 | 1 | 3 | 2 | 0 | 0 | 0 | 0 | 0 | 0 | 0 | 0 | 1 | 1 | 0 | 0 | .000 | .250 | .250 | 1 |
| | Mahoning Valley | .000 | 6 | 8 | 0 | 0 | 0 | 0 | 0 | 1 | 0 | 0 | 0 | 1 | 5 | 0 | 0 | .000 | .111 | .111 | 0 |
| 2012 | AZL Indians | .214 | 29 | 84 | 22 | 18 | 4 | 2 | 3 | 19 | 0 | 2 | 2 | 22 | 34 | 1 | 1 | .417 | .382 | .798 | 9 |
| Minor Lge. Totals | | .189 | 36 | 95 | 24 | 18 | 4 | 2 | 3 | 20 | 0 | 2 | 2 | 24 | 40 | 1 | 1 | .368 | .358 | .726 | 10 |

BAUTISTA, Claudio**SS**

HEIGHT: 5-10 BATS: R BORN: November 29, 1993 in Nizao, DR
 WEIGHT: 170 THROWS: R RESIDES: Nizao, DR
 SIGNED BY: Ramon Pena, Felix Nivar & Claudio Brito OBTAINED: Non-Drafted Free Agent (5/18/11)

CAREER HIGHLIGHTS: 2012- Produced a home run every 22 at-bats, which ranked 2nd among all Arizona League batters.

| YEAR | CLUB | AVG | G | AB | R | H | 2B | 3B | HR | RBI | SH | SF | HBP | BB | SO | SB | CS | SLG | OBP | OPS | E |
|-------------------|-------------|------|----|-----|----|----|----|----|----|-----|----|----|-----|----|----|----|----|------|------|------|----|
| 2011 | DSL Indians | .225 | 32 | 111 | 12 | 25 | 4 | 0 | 1 | 14 | 0 | 2 | 0 | 10 | 19 | 7 | 3 | .288 | .285 | .573 | 6 |
| 2012 | AZL Indians | .273 | 37 | 132 | 30 | 36 | 6 | 2 | 6 | 22 | 1 | 2 | 2 | 19 | 31 | 8 | 1 | .485 | .368 | .853 | 11 |
| Minor Lge. Totals | | .251 | 69 | 243 | 42 | 61 | 10 | 2 | 7 | 36 | 1 | 4 | 2 | 29 | 50 | 15 | 4 | .395 | .331 | .726 | 17 |

BAUTISTA, Gerald**INF**

HEIGHT: 6-0 BATS: R BORN: July 20, 1994 in Detroit, MI
 WEIGHT: 190 THROWS: R RESIDES: Caracoles del Sur, DR
 SIGNED BY: N/A OBTAINED: Non-Drafted Free Agent (8/29/12)

BELLOWS, Kyle**3B****HEIGHT: 6-2****BATS: R****BORN: August 19, 1988 in Los Gatos, CA****WEIGHT: 204****THROWS: R****RESIDES: San Jose, CA****SIGNED BY: Don Lyle****OBTAINED: 4th Round Selection by Indians in June, 2009 Draft****SCHOOL: San Jose State University****CAREER HIGHLIGHTS: 2012-** Named Indians Minor League Player of the Week for May 14-20...Named Eastern League Player of the Week for May 14-21.

| YEAR | CLUB | AVG | G | AB | R | H | 2B | 3B | HR | RBI | SH | SF | HBP | BB | SO | SB | CS | SLG | OBP | OPS | E |
|--------------------------|-----------------|-------------|------------|-------------|------------|------------|-----------|-----------|-----------|------------|----------|----------|-----------|------------|------------|-----------|-----------|-------------|-------------|-------------|-----------|
| 2009 | Mahoning Valley | .240 | 54 | 200 | 29 | 48 | 4 | 4 | 7 | 32 | 1 | 1 | 1 | 20 | 30 | 8 | 2 | .405 | .311 | .716 | 7 |
| 2010 | Kinston | .253 | 124 | 462 | 48 | 117 | 21 | 5 | 10 | 66 | 2 | 3 | 6 | 39 | 91 | 4 | 3 | .385 | .318 | .703 | 8 |
| 2011 | Akron | .229 | 123 | 432 | 48 | 99 | 22 | 2 | 3 | 43 | 2 | 2 | 5 | 36 | 68 | 6 | 5 | .310 | .295 | .605 | 13 |
| 2012 | Akron | .243 | 59 | 202 | 26 | 49 | 10 | 0 | 5 | 29 | 1 | 0 | 0 | 27 | 42 | 3 | 1 | .366 | .332 | .698 | 7 |
| Minor Lge. Totals | | .242 | 360 | 1296 | 151 | 313 | 57 | 11 | 25 | 170 | 6 | 6 | 12 | 122 | 231 | 21 | 11 | .360 | .312 | .672 | 35 |

BERAS, Jesus**RHP****HEIGHT: 6-3****BATS: R****BORN: January 8, 1993 in San Cristobal, DR****WEIGHT: 188****THROWS: R****RESIDES: San Cristobal, DR****SIGNED BY: Ramon Pena Felix Nivar & Marcelino Vallejo****OBTAINED: Non-Drafted Free Agent (9/27/11)**

| YEAR | CLUB | W-L | ERA | G | GS | CG | SHO | SV | IP | H | R | ER | HR | HB | BB | SO | WP | BK | AVG | SLG | OBP |
|------|-------------|-----|-------|----|----|----|-----|----|------|----|----|----|----|----|----|----|----|----|------|------|------|
| 2012 | DSL Indians | 0-0 | 12.71 | 12 | 0 | 0 | 0 | 0 | 11.1 | 16 | 21 | 16 | 0 | 1 | 14 | 8 | 9 | 0 | .320 | .440 | .470 |

BERGER, Eric**LHP****HEIGHT: 6-1****BATS: L****BORN: April 22, 1986 in Goldsboro, NC****WEIGHT: 201****THROWS: L****RESIDES: Roseville, CA****SIGNED BY: Cesar Geronimo****OBTAINED: 8th Round Selection by Indians in June, 2008 Draft****SCHOOL: University of Arizona****CAREER HIGHLIGHTS: 2012-** Following the season played for Israel in the World Baseball Classic Qualifiers and played for Bravos de Margarita in the Venezuela Winter League...**2009-** Led the Indians Player Development System in ERA (2.50) and was 2nd in strikeouts (133)... Named to the Carolina League All-Star team...**2008-** Named to New York-Penn League regular season All-Star team.

| YEAR | CLUB | W-L | ERA | G | GS | CG | SHO | SV | IP | H | R | ER | HR | HB | BB | SO | WP | BK | AVG | SLG | OBP |
|--------------------------|-----------------|--------------|-------------|------------|-----------|----------|----------|----------|--------------|------------|------------|------------|-----------|----------|------------|------------|-----------|----------|-------------|-------------|-------------|
| 2008 | Lake County | 0-0 | 2.08 | 2 | 1 | 0 | 0 | 0 | 4.1 | 3 | 1 | 1 | 0 | 0 | 2 | 4 | 0 | 0 | .176 | .176 | .263 |
| | Mahoning Valley | 2-0 | 2.12 | 8 | 8 | 0 | 0 | 0 | 34.0 | 26 | 11 | 8 | 2 | 0 | 9 | 41 | 1 | 0 | .203 | .313 | .255 |
| 2009 | Kinston | 7-8 | 2.45 | 21 | 21 | 0 | 0 | 0 | 110.1 | 93 | 38 | 30 | 4 | 2 | 45 | 100 | 7 | 1 | .227 | .303 | .306 |
| | Akron | 3-1 | 2.67 | 6 | 6 | 0 | 0 | 0 | 33.2 | 32 | 14 | 10 | 1 | 0 | 16 | 33 | 2 | 0 | .250 | .328 | .331 |
| 2010 | Akron | 5-5 | 4.64 | 18 | 17 | 1 | 0 | 0 | 87.1 | 78 | 46 | 45 | 9 | 3 | 52 | 73 | 9 | 0 | .239 | .370 | .346 |
| | Columbus | 0-1 | 5.84 | 5 | 5 | 0 | 0 | 0 | 24.2 | 31 | 18 | 16 | 2 | 1 | 20 | 17 | 1 | 0 | .304 | .431 | .419 |
| 2011 | Akron | 2-0 | 2.53 | 31 | 2 | 0 | 0 | 0 | 57.0 | 44 | 17 | 16 | 4 | 1 | 22 | 67 | 4 | 0 | .213 | .314 | .291 |
| | Columbus | 0-1 | 10.05 | 11 | 0 | 0 | 0 | 0 | 14.1 | 26 | 24 | 16 | 2 | 1 | 14 | 20 | 4 | 0 | .382 | .515 | .494 |
| 2012 | Akron | 0-3 | 4.37 | 5 | 5 | 0 | 0 | 0 | 22.2 | 22 | 16 | 11 | 3 | 0 | 8 | 21 | 1 | 0 | .244 | .422 | .306 |
| | Columbus | 2-6 | 5.50 | 26 | 13 | 0 | 0 | 0 | 88.1 | 92 | 55 | 54 | 16 | 1 | 29 | 78 | 8 | 0 | .266 | .462 | .322 |
| Minor Lge. Totals | | 21-25 | 3.91 | 133 | 78 | 1 | 0 | 0 | 476.2 | 447 | 240 | 207 | 43 | 9 | 217 | 454 | 37 | 1 | .245 | .369 | .327 |

BLAIR, Kyle**RHP****HEIGHT: 6-2****BATS: R****BORN: September 27, 1988 in Mountain View, CA****WEIGHT: 236****THROWS: R****RESIDES: Litchfield Park, AZ****SIGNED BY: Jason Smith****OBTAINED: 4th Round Selection by Indians in June, 2010 Draft****SCHOOL: University of San Diego****CAREER HIGHLIGHTS: 2007-** Drafted by the Los Angeles Dodgers in the 5th round of June Amateur Draft (did not sign).

| YEAR | CLUB | W-L | ERA | G | GS | CG | SHO | SV | IP | H | R | ER | HR | HB | BB | SO | WP | BK | AVG | SLG | OBP |
|--------------------------|-------------|------------|-------------|-----------|-----------|----------|----------|----------|--------------|------------|------------|------------|-----------|-----------|-----------|------------|-----------|----------|-------------|-------------|-------------|
| 2011 | Lake County | 3-5 | 5.02 | 23 | 14 | 0 | 0 | 0 | 80.2 | 78 | 47 | 45 | 7 | 12 | 40 | 70 | 15 | 1 | .255 | .392 | .358 |
| | AZL Indians | 0-0 | 13.50 | 1 | 0 | 0 | 0 | 0 | 1.1 | 3 | 2 | 2 | 0 | 0 | 0 | 2 | 0 | 0 | .429 | .571 | .429 |
| 2012 | Lake County | 0-2 | 12.08 | 5 | 1 | 0 | 0 | 0 | 12.2 | 15 | 17 | 17 | 4 | 3 | 4 | 13 | 2 | 0 | .288 | .538 | .373 |
| | Carolina | 5-2 | 5.95 | 22 | 3 | 0 | 0 | 0 | 59.0 | 56 | 42 | 39 | 8 | 9 | 33 | 44 | 20 | 1 | .245 | .393 | .360 |
| Minor Lge. Totals | | 8-9 | 6.03 | 51 | 18 | 0 | 0 | 0 | 153.2 | 152 | 108 | 103 | 19 | 24 | 77 | 129 | 37 | 2 | .256 | .407 | .361 |

BOOTH, Tyler**OF**

HEIGHT: 6-0 BATS: L BORN: October 27, 1992 in Thunderbird, AZ
 WEIGHT: 155 THROWS: L RESIDES: Goodyear, AZ
 SIGNED BY: Ryan Thompson OBTAINED: 13th Round Selection by Indians in June, 2012 Draft
 SCHOOL: Central Arizona College

| YEAR | CLUB | AVG | G | AB | R | H | 2B | 3B | HR | RBI | SH | SF | HBP | BB | SO | SB | CS | SLG | OBP | OPS | E |
|------|-------------|------|----|-----|----|----|----|----|----|-----|----|----|-----|----|----|----|----|------|------|------|---|
| 2012 | AZL Indians | .268 | 36 | 157 | 19 | 42 | 11 | 2 | 3 | 22 | 0 | 2 | 0 | 5 | 40 | 6 | 0 | .420 | .287 | .707 | 1 |

BOSCAN, Manuel**INF**

HEIGHT: 6-0 BATS: S BORN: March 10, 1993 in Maracaibo, Zulia, VZ
 WEIGHT: 175 THROWS: R RESIDES: Maracaibo, Zulia, VZ
 SIGNED BY: Ramon Pena, Cesar Geronimo & Jose Stela OBTAINED: Non-Drafted Free Agent (1/30/10)

| YEAR | CLUB | AVG | G | AB | R | H | 2B | 3B | HR | RBI | SH | SF | HBP | BB | SO | SB | CS | SLG | OBP | OPS | E |
|-------------------|-------------|------|----|-----|----|----|----|----|----|-----|----|----|-----|----|----|----|----|------|------|------|----|
| 2010 | DSL Indians | .233 | 21 | 86 | 13 | 20 | 4 | 0 | 0 | 4 | 0 | 1 | 0 | 2 | 9 | 1 | 0 | .279 | .247 | .526 | 8 |
| 2011 | DSL Indians | .193 | 44 | 119 | 9 | 23 | 4 | 2 | 0 | 10 | 6 | 2 | 1 | 14 | 10 | 2 | 3 | .261 | .279 | .540 | 3 |
| 2012 | AZL Indians | .274 | 24 | 62 | 10 | 17 | 2 | 0 | 0 | 8 | 0 | 3 | 1 | 5 | 8 | 4 | 2 | .306 | .324 | .630 | 3 |
| Minor Lge. Totals | | .225 | 89 | 267 | 32 | 60 | 10 | 2 | 0 | 22 | 6 | 6 | 2 | 21 | 27 | 7 | 5 | .277 | .280 | .557 | 14 |

BRACH, Brett**RHP**

HEIGHT: 6-2 BATS: R BORN: March 29, 1988 in Long Branch, NJ
 WEIGHT: 189 THROWS: R RESIDES: Freehold, NJ
 SIGNED BY: Brent Urcheck OBTAINED: 10th Round Selection by Indians in June, 2009 Draft
 SCHOOL: Monmouth University (NJ)

CAREER HIGHLIGHTS: 2012- Finished 10th in the organization in ERA(3.84)...Named Eastern League Pitcher of the Week for August 27-September 4...2010- Ranked 4th among all Midwest League starters in lowest BB/9.0IP (2.03)... 2009- Ranked T2nd in the New York-Penn League in starts (15).

| YEAR | CLUB | W-L | ERA | G | GS | CG | SHO | SV | IP | H | R | ER | HR | HB | BB | SO | WP | BK | AVG | SLG | OBP |
|-------------------|-----------------|-------|------|----|----|----|-----|----|-------|-----|-----|-----|----|----|-----|-----|----|----|------|------|------|
| 2009 | Mahoning Valley | 5-2 | 2.19 | 15 | 15 | 0 | 0 | 0 | 78.0 | 62 | 25 | 19 | 1 | 6 | 20 | 61 | 1 | 0 | .215 | .256 | .278 |
| 2010 | Kinston | 0-1 | 3.38 | 2 | 0 | 0 | 0 | 0 | 2.2 | 4 | 2 | 1 | 0 | 0 | 1 | 2 | 0 | 0 | .364 | .364 | .417 |
| | Lake County | 5-8 | 3.46 | 22 | 22 | 1 | 1 | 0 | 119.2 | 115 | 49 | 46 | 9 | 7 | 28 | 90 | 4 | 0 | .266 | .376 | .319 |
| 2011 | Columbus | 1-0 | 3.86 | 1 | 0 | 0 | 0 | 0 | 4.2 | 6 | 2 | 2 | 1 | 0 | 2 | 1 | 0 | 0 | .316 | .526 | .381 |
| | Akron | 1-2 | 4.45 | 5 | 5 | 0 | 0 | 0 | 28.1 | 27 | 17 | 14 | 4 | 0 | 12 | 15 | 1 | 0 | .267 | .436 | .336 |
| | Kinston | 6-9 | 3.60 | 21 | 19 | 1 | 0 | 0 | 115.0 | 97 | 48 | 46 | 8 | 7 | 37 | 72 | 3 | 0 | .229 | .361 | .299 |
| 2012 | Carolina | 0-1 | 4.45 | 9 | 4 | 0 | 0 | 0 | 28.1 | 29 | 15 | 14 | 1 | 4 | 11 | 16 | 1 | 0 | .276 | .371 | .364 |
| | Akron | 5-7 | 3.65 | 19 | 18 | 0 | 0 | 0 | 93.2 | 106 | 45 | 38 | 8 | 5 | 35 | 49 | 2 | 1 | .294 | .427 | .361 |
| Minor Lge. Totals | | 23-30 | 3.44 | 94 | 83 | 2 | 1 | 0 | 470.1 | 446 | 203 | 180 | 32 | 29 | 146 | 306 | 12 | 1 | .256 | .368 | .321 |

BRADLEY, Marcus**OF**

HEIGHT: 5-10 BATS: L BORN: August 30, 1990 in San Diego, CA
 WEIGHT: 155 THROWS: L RESIDES: Casa Grande, AZ
 SIGNED BY: Byron Ewing OBTAINED: 49th Round Selection by Indians in June, 2010 Draft
 SCHOOL: Central Arizona College

| YEAR | CLUB | AVG | G | AB | R | H | 2B | 3B | HR | RBI | SH | SF | HBP | BB | SO | SB | CS | SLG | OBP | OPS | E |
|-------------------|-----------------|------|----|-----|----|----|----|----|----|-----|----|----|-----|----|----|----|----|------|------|------|---|
| 2010 | AZL Indians | .200 | 11 | 35 | 4 | 7 | 1 | 0 | 0 | 1 | 0 | 0 | 0 | 4 | 13 | 1 | 0 | .229 | .282 | .511 | 0 |
| 2011 | AZL Indians | .200 | 8 | 20 | 5 | 4 | 2 | 0 | 0 | 3 | 0 | 0 | 0 | 7 | 8 | 2 | 0 | .300 | .407 | .707 | 0 |
| 2012 | Mahoning Valley | .264 | 16 | 53 | 8 | 14 | 1 | 0 | 0 | 1 | 0 | 0 | 0 | 13 | 16 | 3 | 3 | .283 | .409 | .692 | 1 |
| | Lake County | .240 | 11 | 25 | 5 | 6 | 0 | 0 | 0 | 1 | 0 | 0 | 0 | 2 | 11 | 1 | 0 | .240 | .296 | .536 | 0 |
| | Carolina | .195 | 12 | 41 | 2 | 8 | 0 | 0 | 0 | 1 | 0 | 0 | 0 | 3 | 11 | 0 | 2 | .195 | .250 | .445 | 0 |
| Minor Lge. Totals | | .224 | 58 | 174 | 24 | 39 | 4 | 0 | 0 | 7 | 0 | 0 | 0 | 29 | 59 | 7 | 5 | .247 | .335 | .582 | 1 |

BROWN, D.J.**RHP**

HEIGHT: 6-6 BATS: L BORN: November 28, 1990 in Fredericksburg, VA
 WEIGHT: 205 THROWS: L RESIDES: Fredericksburg, VA
 SIGNED BY: Bob Mayer OBTAINED: 39th Round Selection by Indians in June, 2012 Draft
 SCHOOL: James Madison University

BROWN, Mark**OF**

HEIGHT: 5-9

BATS: L

BORN: September 11, 1991 in Detroit, MI

WEIGHT: 166

THROWS: L

RESIDES: Detroit, MI

SIGNED BY: Junie Melendez

OBTAINED: 19th Round Selection by Indians in June, 2010 Draft

SCHOOL: Martin Luther King HS (MI)

| YEAR | CLUB | AVG | G | AB | R | H | 2B | 3B | HR | RBI | SH | SF | HBP | BB | SO | SB | CS | SLG | OBP | OPS | E |
|-------------------|-------------|------|----|-----|----|----|----|----|----|-----|----|----|-----|----|----|----|----|------|------|------|---|
| 2010 | AZL Indians | .158 | 6 | 19 | 0 | 3 | 1 | 0 | 0 | 0 | 0 | 0 | 1 | 2 | 8 | 1 | 0 | .211 | .273 | .483 | 0 |
| 2011 | AZL Indians | .214 | 43 | 131 | 19 | 28 | 5 | 2 | 0 | 14 | 4 | 2 | 1 | 18 | 36 | 6 | 2 | .282 | .309 | .592 | 1 |
| 2012 | AZL Indians | .159 | 24 | 44 | 10 | 7 | 0 | 1 | 0 | 5 | 2 | 0 | 0 | 16 | 18 | 2 | 1 | .205 | .383 | .588 | 0 |
| Minor Lge. Totals | | .196 | 73 | 194 | 29 | 38 | 6 | 3 | 0 | 19 | 6 | 2 | 2 | 36 | 62 | 9 | 3 | .258 | .325 | .583 | 1 |

BROWN, Mitchell**RHP**

HEIGHT: 6-1

BATS: R

BORN: April 13, 1994 in Rochester, MN

WEIGHT: 195

THROWS: R

RESIDES: Rochester, MN

SIGNED BY: Les Pajari

OBTAINED: 2nd Round Selection by Indians in June, 2012 Draft

SCHOOL: Rochester Century HS (MN)

CAREER HIGHLIGHTS: 2013- Enters season ranked the #5 prospect in the system according to MLB.com and the #6 prospect according to BA... 2012- Named the 15th-best prospect in the Arizona League according to *Baseball America*.

| YEAR | CLUB | W-L | ERA | G | GS | CG | SHO | SV | IP | H | R | ER | HR | HB | BB | SO | WP | BK | AVG | SLG | OBP |
|------|-------------|-----|------|---|----|----|-----|----|------|----|----|----|----|----|----|----|----|----|------|------|------|
| 2012 | AZL Indians | 2-0 | 3.58 | 8 | 8 | 0 | 0 | 0 | 27.2 | 20 | 16 | 11 | 3 | 0 | 10 | 26 | 2 | 0 | .204 | .398 | .273 |

BRYSON, Robert**RHP**

HEIGHT: 5-11

BATS: R

BORN: December 11, 1987 in New Castle, DE

WEIGHT: 200

THROWS: R

RESIDES: New Castle, DE

SIGNED BY: Charles Aliano

OBTAINED: Acquired from the Milwaukee Brewers along with Matt LaPorta,

SCHOOL: Seminole CC

Zach Jackson and Michael Brantley (PTBNL) in exchange for CC Sabathia (7/7/08).

CAREER HIGHLIGHTS: 2012- Ranked T4th in the organization in appearances (43)...Held opponents to a .195 average, which ranked 3rd among all Eastern League relievers...Ranked 3rd among Eastern League relievers in Highest SO/9IP Ratio (10.47)...Following the season played for Criollos de Caguas in the Puerto Rico Winter League... 2008- Right shoulder arthroscopy (10/8/08)... 2007- Finished T3rd in the Pioneer League in saves (8) and T4th in strikeouts (70)... Named the 8th best Pioneer League Prospect by *Baseball America*... 2006- Named to the 2006 Louisville Slugger All-American Team... Selected by the Milwaukee Brewers in the 31st round of the June, 2006 Draft.

| YEAR | CLUB | W-L | ERA | G | GS | CG | SHO | SV | IP | H | R | ER | HR | HB | BB | SO | WP | BK | AVG | SLG | OBP |
|-------------------|---------------|-------|-------|-----|----|----|-----|----|-------|-----|-----|----|----|----|-----|-----|----|----|------|------|------|
| 2007 | Helena | 3-0 | 2.67 | 18 | 4 | 0 | 0 | 8 | 54.0 | 49 | 19 | 16 | 2 | 7 | 12 | 70 | 5 | 3 | .245 | .330 | .311 |
| 2008 | West Virginia | 3-2 | 4.25 | 22 | 5 | 0 | 0 | 5 | 55.0 | 43 | 31 | 26 | 3 | 3 | 20 | 73 | 11 | 0 | .209 | .330 | .286 |
| | Lake County | 0-1 | 2.19 | 7 | 0 | 0 | 0 | 0 | 12.1 | 6 | 6 | 3 | 1 | 0 | 6 | 11 | 1 | 0 | .140 | .256 | .240 |
| 2009 | AZL Indians | 0-0 | 12.00 | 3 | 3 | 0 | 0 | 0 | 3.0 | 4 | 5 | 4 | 2 | 0 | 2 | 5 | 0 | 0 | .308 | .769 | .400 |
| 2010 | Kinston | 2-1 | 2.25 | 13 | 0 | 0 | 0 | 1 | 20.0 | 7 | 5 | 5 | 2 | 1 | 8 | 38 | 1 | 0 | .108 | .231 | .216 |
| | Lake County | 4-0 | 4.05 | 8 | 0 | 0 | 0 | 0 | 13.1 | 13 | 7 | 6 | 2 | 2 | 2 | 21 | 1 | 0 | .236 | .364 | .288 |
| | Akron | 1-1 | 1.80 | 12 | 3 | 0 | 0 | 0 | 20.0 | 11 | 5 | 4 | 1 | 3 | 11 | 21 | 6 | 0 | .162 | .294 | .301 |
| 2011 | Kinston | 0-0 | 0.64 | 10 | 0 | 0 | 0 | 1 | 14.0 | 6 | 1 | 1 | 1 | 0 | 3 | 20 | 0 | 0 | .128 | .191 | .180 |
| | Lake County | 0-1 | 4.50 | 4 | 0 | 0 | 0 | 0 | 4.0 | 5 | 2 | 2 | 1 | 1 | 1 | 5 | 0 | 0 | .294 | .588 | .368 |
| | Akron | 2-0 | 2.95 | 16 | 0 | 0 | 0 | 0 | 21.1 | 17 | 9 | 7 | 1 | 1 | 12 | 23 | 2 | 0 | .221 | .325 | .333 |
| 2012 | Akron | 5-5 | 2.62 | 43 | 0 | 0 | 0 | 2 | 65.1 | 45 | 20 | 19 | 4 | 1 | 43 | 76 | 4 | 2 | .195 | .307 | .319 |
| Minor Lge. Totals | | 20-11 | 2.96 | 156 | 15 | 0 | 0 | 17 | 282.1 | 206 | 110 | 93 | 20 | 19 | 120 | 363 | 31 | 5 | .202 | .318 | .295 |

CABRAL, Victor**OF**

HEIGHT: 6-2

BATS: R

BORN: November 5, 1993 in Santo Domingo Este, DR

WEIGHT: 180

THROWS: R

RESIDES: Santo Domingo Este, DR

SIGNED BY: N/A

OBTAINED: Non-Drafted Free Agent (1/27/12)

| YEAR | CLUB | AVG | G | AB | R | H | 2B | 3B | HR | RBI | SH | SF | HBP | BB | SO | SB | CS | SLG | OBP | OPS | E |
|------|-------------|------|----|-----|----|----|----|----|----|-----|----|----|-----|----|----|----|----|------|------|------|---|
| 2012 | DSL Indians | .289 | 64 | 235 | 37 | 68 | 12 | 4 | 2 | 33 | 2 | 0 | 11 | 21 | 32 | 8 | 3 | .400 | .375 | .775 | 1 |

CALDERON, Kevin**CA**

HEIGHT: 5-11 BATS: R
 WEIGHT: 180 THROWS: R
 SIGNED BY: Ramon Pena & Felix Nivar

BORN: April 4, 1994 in San Francisco de Macoris, DR
 RESIDES: San Francisco de Macoris, DR
 OBTAINED: Non-Drafted Free Agent (1/27/11)

| YEAR | CLUB | AVG | G | AB | R | H | 2B | 3B | HR | RBI | SH | SF | HBP | BB | SO | SB | CS | SLG | OBP | OPS | E |
|--------------------------|-------------|-------------|-----------|------------|----------|-----------|----------|----------|----------|-----------|----------|----------|----------|----------|-----------|----------|----------|-------------|-------------|-------------|----------|
| 2011 | DSL Indians | .161 | 28 | 56 | 2 | 9 | 4 | 0 | 0 | 6 | 4 | 1 | 0 | 1 | 13 | 0 | 0 | .232 | .172 | .405 | 2 |
| 2012 | DSL Indians | .186 | 31 | 86 | 5 | 16 | 2 | 0 | 1 | 9 | 3 | 0 | 1 | 7 | 17 | 2 | 1 | .244 | .255 | .500 | 4 |
| Minor Lge. Totals | | .176 | 59 | 142 | 7 | 25 | 6 | 0 | 1 | 15 | 7 | 1 | 1 | 8 | 30 | 2 | 1 | .239 | .223 | .462 | 6 |

CAMPBELL, Andrew**2B**

HEIGHT: 5-10 BATS: L
 WEIGHT: 152 THROWS: R
 SIGNED BY: Peter Gahan

BORN: February 18, 1992 in Ipswich, Queensland, AUS
 RESIDES: Yamanto, Queensland, AUS
 OBTAINED: Non-Drafted Free Agent (12/26/08)

CAREER HIGHLIGHTS: 2012- Following the season played for the Brisbane Bandits in the Australian Baseball League.

| YEAR | CLUB | AVG | G | AB | R | H | 2B | 3B | HR | RBI | SH | SF | HBP | BB | SO | SB | CS | SLG | OBP | OPS | E |
|--------------------------|-----------------|-------------|-----------|------------|-----------|-----------|----------|----------|----------|-----------|----------|----------|----------|-----------|-----------|-----------|----------|-------------|-------------|-------------|----------|
| 2011 | AZL Indians | .265 | 29 | 98 | 13 | 26 | 2 | 1 | 0 | 6 | 0 | 0 | 2 | 13 | 23 | 5 | 2 | .306 | .363 | .669 | 2 |
| 2012 | AZL Indians | .182 | 12 | 44 | 10 | 8 | 1 | 1 | 0 | 5 | 0 | 0 | 0 | 5 | 15 | 3 | 0 | .250 | .265 | .515 | 2 |
| | Mahoning Valley | .167 | 21 | 72 | 7 | 12 | 0 | 0 | 1 | 8 | 0 | 1 | 1 | 6 | 20 | 3 | 0 | .208 | .238 | .446 | 5 |
| Minor Lge. Totals | | .215 | 62 | 214 | 30 | 46 | 3 | 2 | 1 | 19 | 0 | 1 | 3 | 24 | 58 | 11 | 2 | .262 | .302 | .564 | 9 |

CANNON, Tyler**INF**

HEIGHT: 6-0 BATS: R
 WEIGHT: 191 THROWS: R
 SIGNED BY: Bob Mayer
 SCHOOL: University of Virginia

BORN: August 30, 1987 in Tuscaloosa, AL
 RESIDES: Meadowview, VA
 OBTAINED: 12th Round Selection by Indians in June, 2010 Draft

CAREER HIGHLIGHTS: 2009- Drafted by the Pittsburgh Pirates in the 41st round of the June Amateur Draft (did not sign)

| YEAR | CLUB | AVG | G | AB | R | H | 2B | 3B | HR | RBI | SH | SF | HBP | BB | SO | SB | CS | SLG | OBP | OPS | E |
|--------------------------|-----------------|-------------|------------|------------|------------|------------|-----------|----------|-----------|------------|----------|----------|----------|-----------|------------|----------|----------|-------------|-------------|-------------|-----------|
| 2010 | Mahoning Valley | .201 | 40 | 139 | 20 | 28 | 9 | 2 | 0 | 17 | 4 | 1 | 1 | 15 | 29 | 1 | 1 | .295 | .282 | .577 | 8 |
| 2011 | Kinston | .246 | 92 | 309 | 36 | 76 | 17 | 4 | 6 | 39 | 2 | 2 | 1 | 36 | 81 | 0 | 4 | .385 | .325 | .710 | 6 |
| | Lake County | .366 | 30 | 93 | 18 | 34 | 10 | 2 | 3 | 17 | 0 | 3 | 1 | 17 | 20 | 2 | 0 | .613 | .456 | 1.069 | 1 |
| | Akron | .278 | 6 | 18 | 3 | 5 | 3 | 0 | 0 | 2 | 0 | 0 | 1 | 4 | 4 | 0 | 0 | .444 | .435 | .879 | 0 |
| 2012 | Carolina | .267 | 88 | 288 | 36 | 77 | 21 | 1 | 1 | 27 | 0 | 3 | 2 | 27 | 72 | 1 | 0 | .358 | .331 | .689 | 11 |
| Minor Lge. Totals | | .260 | 256 | 847 | 113 | 220 | 60 | 9 | 10 | 102 | 6 | 9 | 6 | 99 | 206 | 4 | 5 | .387 | .338 | .725 | 26 |

CARABALLO, Joel**SS**

HEIGHT: 5-11 BATS: R
 WEIGHT: 180 THROWS: R
 SIGNED BY: Ramon Pena & Cladio Brito

BORN: February 8, 1994 in Azua, DR
 RESIDES: Azua, DR
 OBTAINED: Non-Drafted Free Agent (7/16/10)

| YEAR | CLUB | AVG | G | AB | R | H | 2B | 3B | HR | RBI | SH | SF | HBP | BB | SO | SB | CS | SLG | OBP | OPS | E |
|------|-------------|------|----|----|----|----|----|----|----|-----|----|----|-----|----|----|----|----|------|------|------|----|
| 2011 | DSL Indians | .215 | 35 | 93 | 16 | 20 | 4 | 1 | 1 | 11 | 1 | 0 | 3 | 13 | 22 | 7 | 0 | .312 | .330 | .642 | 11 |

CARMONA, Manuel**RHP**

HEIGHT: 5-11 BATS: R
 WEIGHT: 213 THROWS: R
 SIGNED BY: Ramon Pena, Felix Nivar & Marcelino Vallejo

BORN: June 21, 1992 in Bani, DR
 RESIDES: Bani, DR
 OBTAINED: Non-Drafted Free Agent (12/22/09)

| YEAR | CLUB | W-L | ERA | G | GS | CG | SHO | SV | IP | H | R | ER | HR | HB | BB | SO | WP | BK | AVG | SLG | OBP |
|--------------------------|-------------|------------|-------------|-----------|----------|----------|----------|----------|--------------|-----------|-----------|-----------|----------|-----------|-----------|------------|-----------|----------|-------------|-------------|-------------|
| 2010 | DSL Indians | 1-2 | 2.57 | 8 | 5 | 0 | 0 | 0 | 28.0 | 16 | 18 | 8 | 2 | 5 | 18 | 28 | 5 | 2 | .158 | .267 | .307 |
| 2011 | AZL Indians | 2-1 | 2.41 | 20 | 0 | 0 | 0 | 4 | 37.1 | 26 | 17 | 10 | 2 | 5 | 15 | 40 | 4 | 0 | .205 | .315 | .309 |
| 2012 | Lake County | 0-1 | 4.09 | 34 | 0 | 0 | 0 | 1 | 50.2 | 41 | 25 | 23 | 2 | 7 | 31 | 36 | 6 | 1 | .230 | .309 | .364 |
| Minor Lge. Totals | | 3-4 | 3.18 | 62 | 5 | 0 | 0 | 5 | 116.0 | 83 | 60 | 41 | 6 | 17 | 64 | 104 | 15 | 3 | .204 | .300 | .333 |

PLAYER DEVELOPMENT

CARO, Hector**OF**

HEIGHT: 6-3
 WEIGHT: 195
 SIGNED BY: N/A

BATS: R
 THROWS: R

BORN: October 3, 1995 in Santo Domingo, DR
 RESIDES: Santo Domingo, DR
 OBTAINED: Non-Drafted Free Agent (7/2/12)

CASTILLO, Amauri**3B**

HEIGHT: 6-2
 WEIGHT: 197
 SIGNED BY: Ramon Pena, Felix Nivar & Marcelino Vallejo

BATS: R
 THROWS: R

BORN: April 4, 1993 in Bajos de Haina, DR
 RESIDES: San Jose de Haina, DR
 OBTAINED: Non-Drafted Free Agent (11/18/10)

| YEAR | CLUB | AVG | G | AB | R | H | 2B | 3B | HR | RBI | SH | SF | HBP | BB | SO | SB | CS | SLG | OBP | OPS | E |
|--------------------------|-------------|-------------|-----------|------------|-----------|-----------|-----------|----------|----------|-----------|----------|----------|----------|-----------|-----------|----------|----------|-------------|-------------|-------------|-----------|
| 2011 | DSL Indians | .184 | 32 | 98 | 3 | 18 | 3 | 0 | 0 | 8 | 0 | 0 | 2 | 4 | 23 | 1 | 0 | .214 | .231 | .445 | 10 |
| 2012 | DSL Indians | .202 | 56 | 193 | 19 | 39 | 8 | 0 | 3 | 22 | 1 | 0 | 2 | 7 | 41 | 0 | 0 | .290 | .238 | .528 | 11 |
| Minor Lge. Totals | | .196 | 88 | 291 | 22 | 57 | 11 | 0 | 3 | 30 | 1 | 0 | 4 | 11 | 64 | 1 | 0 | .265 | .236 | .500 | 21 |

CASTILLO, Ivan**SS**

HEIGHT: 5-11
 WEIGHT: 150
 SIGNED BY: Ramon Pena & Felix Nivar

BATS: S
 THROWS: R

BORN: May 30, 1995 in Santiago, DR
 RESIDES: Santiago, DR
 OBTAINED: Non-Drafted Free Agent (1/13/12)

| YEAR | CLUB | AVG | G | AB | R | H | 2B | 3B | HR | RBI | SH | SF | HBP | BB | SO | SB | CS | SLG | OBP | OPS | E |
|------|-------------|------|----|-----|----|----|----|----|----|-----|----|----|-----|----|----|----|----|------|------|------|----|
| 2012 | DSL Indians | .236 | 65 | 216 | 28 | 51 | 6 | 0 | 1 | 14 | 6 | 1 | 2 | 21 | 32 | 16 | 6 | .278 | .308 | .586 | 20 |

CASTILLO, Leonardo**3B**

HEIGHT: 6-0
 WEIGHT: 202
 SIGNED BY: Ramon Pena, Felix Nivar & Marcelino Vallejo

BATS: R
 THROWS: R

BORN: July 9, 1993 in Santo Domingo, DR
 RESIDES: Santo Domingo, DR
 OBTAINED: Non-Drafted Free Agent (1/27/10)

| YEAR | CLUB | AVG | G | AB | R | H | 2B | 3B | HR | RBI | SH | SF | HBP | BB | SO | SB | CS | SLG | OBP | OPS | E |
|--------------------------|-------------|-------------|------------|------------|-----------|------------|-----------|----------|----------|-----------|-----------|----------|----------|-----------|------------|----------|----------|-------------|-------------|-------------|-----------|
| 2010 | DSL Indians | .269 | 59 | 197 | 18 | 53 | 10 | 2 | 0 | 16 | 4 | 2 | 2 | 16 | 29 | 1 | 5 | .340 | .327 | .667 | 19 |
| 2011 | AZL Indians | .303 | 49 | 198 | 25 | 60 | 14 | 1 | 4 | 30 | 1 | 0 | 3 | 6 | 32 | 3 | 0 | .444 | .333 | .778 | 8 |
| 2012 | Lake County | .216 | 116 | 425 | 37 | 92 | 21 | 5 | 4 | 48 | 5 | 4 | 4 | 19 | 88 | 1 | 0 | .318 | .254 | .572 | 34 |
| Minor Lge. Totals | | .250 | 224 | 820 | 80 | 205 | 45 | 8 | 8 | 94 | 10 | 6 | 9 | 41 | 149 | 5 | 5 | .354 | .291 | .644 | 61 |

CERDA, Erlin**2B**

HEIGHT: 5-9
 WEIGHT: 170
 SIGNED BY: N/A

BATS: R
 THROWS: R

BORN: May 5, 1994 in Santiago, DR
 RESIDES: Santiago, DR
 OBTAINED: Non-Drafted Free Agent (11/16/12)

CERVENKA, Martin**CA**

HEIGHT: 6-2
 WEIGHT: 178
 SIGNED BY: Peter Gahan

BATS: R
 THROWS: R

BORN: August 3, 1992 in Prague, Czech Republic
 RESIDES: Prague, Czech Republic
 OBTAINED: Non-Drafted Free Agent (1/24/09)

| YEAR | CLUB | AVG | G | AB | R | H | 2B | 3B | HR | RBI | SH | SF | HBP | BB | SO | SB | CS | SLG | OBP | OPS | E |
|--------------------------|-------------|-------------|-----------|------------|-----------|-----------|----------|----------|----------|-----------|----------|----------|----------|-----------|-----------|----------|----------|-------------|-------------|-------------|----------|
| 2011 | AZL Indians | .164 | 17 | 55 | 4 | 9 | 1 | 1 | 0 | 1 | 1 | 0 | 0 | 5 | 14 | 0 | 0 | .218 | .233 | .452 | 2 |
| 2012 | AZL Indians | .240 | 26 | 75 | 7 | 18 | 3 | 0 | 0 | 12 | 0 | 2 | 0 | 14 | 21 | 0 | 1 | .280 | .352 | .632 | 3 |
| Minor Lge. Totals | | .208 | 43 | 130 | 11 | 27 | 4 | 1 | 0 | 13 | 1 | 2 | 0 | 19 | 35 | 0 | 1 | .254 | .304 | .558 | 5 |

CHEN, Chun**CA/1B**

HEIGHT: 5-11 BATS: R BORN: November 1, 1988 in Huliaan County, Taiwan
 WEIGHT: 210 THROWS: R RESIDES: Huliaan County, Taiwan
 SIGNED BY: Jason Lee OBTAINED: Non-Drafted Free Agent (9/14/07)

CAREER HIGHLIGHTS: **2012-** Finished 7th in the organization in batting (.308)...Ranked 4th in the Eastern League in OBP (.394) and 5th in batting... Named to Eastern League Mid-Season All-Star team...Named an MiLB.com Organization All-Star... **2011-** Ranked 4th in the organization in RBI (70) and 16th in home runs (16)...Limited to 15 games in June with a lower back injury... **2010-** Led all Indians farmhands in doubles (38) and ranked 2nd in batting (.315)...Named to Midwest League All-Star team...Appeared in the XM Futures Game in Anaheim, CA.

| YEAR | CLUB | AVG | G | AB | R | H | 2B | 3B | HR | RBI | SH | SF | HBP | BB | SO | SB | CS | SLG | OBP | OPS | E |
|--------------------------|-----------------|-------------|------------|-------------|------------|------------|------------|----------|-----------|------------|----------|-----------|-----------|------------|------------|-----------|----------|-------------|-------------|-------------|-----------|
| 2008 | GCL Indians | .261 | 38 | 115 | 11 | 30 | 4 | 2 | 3 | 15 | 0 | 0 | 0 | 13 | 29 | 1 | 1 | .409 | .336 | .745 | 4 |
| 2009 | Mahoning Valley | .215 | 59 | 195 | 24 | 42 | 15 | 0 | 1 | 19 | 2 | 1 | 2 | 31 | 42 | 9 | 2 | .308 | .328 | .635 | 7 |
| 2010 | Kinston | .320 | 52 | 172 | 31 | 55 | 17 | 0 | 6 | 30 | 0 | 4 | 3 | 38 | 36 | 4 | 1 | .523 | .442 | .966 | 2 |
| | Lake County | .312 | 58 | 218 | 27 | 68 | 21 | 3 | 6 | 39 | 1 | 1 | 3 | 17 | 38 | 1 | 1 | .518 | .368 | .887 | 2 |
| 2011 | Akron | .262 | 113 | 412 | 58 | 108 | 24 | 3 | 16 | 70 | 1 | 8 | 3 | 43 | 122 | 2 | 1 | .451 | .330 | .782 | 5 |
| 2012 | Akron | .308 | 108 | 399 | 62 | 123 | 30 | 1 | 5 | 43 | 0 | 2 | 2 | 56 | 101 | 6 | 3 | .426 | .394 | .820 | 3 |
| Minor Lge. Totals | | .282 | 428 | 1511 | 213 | 426 | 111 | 9 | 37 | 216 | 4 | 16 | 13 | 198 | 368 | 23 | 9 | .441 | .366 | .807 | 23 |

CHEN, Ping-Hsueh**RHP**

HEIGHT: 6-2 BATS: R BORN: July 8, 1994 in Taipei, Taiwan
 WEIGHT: 195 THROWS: R RESIDES: Taipei, Taiwan
 SIGNED BY: Jason Lynn and Allen Lin OBTAINED: Non-Drafted Free Agent (6/8/12)

CHIANG, Shao-Ching**RHP**

HEIGHT: 6-0 BATS: R BORN: November 10, 1993 in Hualien, Taiwan
 WEIGHT: 175 THROWS: R RESIDES: Hualien, Taiwan
 SIGNED BY: Jason Lynn and T.Y. Wei OBTAINED: Non-Drafted Free Agent (9/23/11)

CAREER HIGHLIGHTS: **2012-** Missed time due to right ulnar collateral ligament sprain and had surgery to repair the damage on September 5.

| YEAR | CLUB | W-L | ERA | G | GS | CG | SHO | SV | IP | H | R | ER | HR | HB | BB | SO | WP | BK | AVG | SLG | OBP |
|------|-------------|-----|------|---|----|----|-----|----|-----|---|---|----|----|----|----|----|----|----|------|-------|------|
| 2012 | AZL Indians | 0-0 | 9.00 | 1 | 1 | 0 | 0 | 0 | 1.0 | 2 | 1 | 1 | 0 | 0 | 0 | 0 | 0 | 0 | .500 | 1.000 | .500 |

CHILDS, Dwight**CA**

HEIGHT: 6-1 BATS: R BORN: July 23, 1988 in Sacramento, CA
 WEIGHT: 156 THROWS: R RESIDES: Elk Grove, CA
 SIGNED BY: Byron Ewing OBTAINED: 18th Round Selection by Indians in June, 2009 Draft
 SCHOOL: University of Arizona

CAREER HIGHLIGHTS: **2011-** Missed time due to a right-hand fracture

| YEAR | CLUB | AVG | G | AB | R | H | 2B | 3B | HR | RBI | SH | SF | HBP | BB | SO | SB | CS | SLG | OBP | OPS | E |
|--------------------------|-----------------|-------------|-----------|------------|-----------|-----------|----------|----------|----------|-----------|-----------|----------|----------|-----------|-----------|----------|----------|-------------|-------------|-------------|-----------|
| 2009 | Columbus | .000 | 1 | 0 | 0 | 0 | 0 | 0 | 0 | 0 | 0 | 0 | 0 | 0 | 0 | 0 | 0 | .000 | .000 | .000 | 0 |
| | Mahoning Valley | .093 | 15 | 43 | 3 | 4 | 0 | 0 | 1 | 5 | 1 | 0 | 3 | 3 | 11 | 0 | 1 | .163 | .204 | .367 | 3 |
| 2010 | Lake County | .103 | 16 | 39 | 3 | 4 | 0 | 0 | 0 | 5 | 3 | 1 | 0 | 3 | 15 | 0 | 0 | .103 | .163 | .265 | 2 |
| | AZL Indians | .333 | 2 | 3 | 1 | 1 | 0 | 0 | 0 | 0 | 0 | 0 | 0 | 2 | 0 | 0 | 0 | .333 | .600 | .933 | 0 |
| 2011 | Columbus | .000 | 1 | 3 | 0 | 0 | 0 | 0 | 0 | 0 | 0 | 0 | 0 | 1 | 0 | 0 | 0 | .000 | .000 | .000 | 0 |
| | Lake County | .270 | 11 | 37 | 4 | 10 | 4 | 0 | 1 | 6 | 4 | 0 | 2 | 11 | 0 | 0 | 0 | .459 | .308 | .767 | 0 |
| 2012 | Carolina | .138 | 44 | 130 | 9 | 18 | 4 | 0 | 2 | 16 | 4 | 1 | 2 | 6 | 39 | 1 | 0 | .215 | .187 | .402 | 6 |
| Minor Lge. Totals | | .145 | 90 | 255 | 20 | 37 | 8 | 0 | 4 | 32 | 12 | 2 | 5 | 16 | 77 | 1 | 1 | .224 | .209 | .433 | 11 |

CHU, Li-Jen**CA**

HEIGHT: 5-11 BATS: R BORN: March 13, 1994 in Taichung, Taiwan
 WEIGHT: 200 THROWS: R RESIDES: Taichung, Taiwan
 SIGNED BY: Jason Lynn and Allen Lin OBTAINED: Non-Drafted Free Agent (11/29/12)

CID, Delvi**OF**

HEIGHT: 6-3 **BATS:** R **BORN:** July 19, 1989 in Puerto Plata, DR
WEIGHT: 194 **THROWS:** R **RESIDES:** Puerto Plata, DR
SIGNED BY: Cesar Geronimo **OBTAINED:** Non-Drafted Free Agent (12/15/06)

CAREER HIGHLIGHTS: **2012-** Ranked 2nd in the organization and in the Carolina League in stolen bases (32)...**2011-** Ranked 4th in the Indians farm system in stolen bases (28)... Following the season, played for Aguilas Cibaenas in the Dominican Winter League...**2010-** Led the Indians Player Development System in stolen bases (71) and ranked 2nd in runs scored (83)... Led the Midwest League in stolen bases (71)... **2009-** Ranked 5th in the Indians Player Development System in stolen bases (33).

| YEAR | CLUB | AVG | G | AB | R | H | 2B | 3B | HR | RBI | SH | SF | HBP | BB | SO | SB | CS | SLG | OBP | OPS | E |
|--------------------------|-------------|-------------|------------|-------------|------------|------------|-----------|-----------|-----------|------------|-----------|----------|-----------|------------|------------|------------|-----------|-------------|-------------|-------------|-----------|
| 2007 | DSL Indians | .302 | 65 | 262 | 37 | 79 | 8 | 2 | 1 | 24 | 6 | 1 | 5 | 28 | 49 | 21 | 15 | .359 | .378 | .737 | 2 |
| 2008 | GCL Indians | .299 | 35 | 127 | 17 | 38 | 3 | 0 | 0 | 11 | 2 | 1 | 1 | 17 | 28 | 14 | 3 | .323 | .384 | .706 | 2 |
| 2009 | Lake County | .271 | 93 | 362 | 53 | 98 | 11 | 3 | 2 | 27 | 8 | 0 | 6 | 31 | 109 | 33 | 16 | .334 | .338 | .673 | 5 |
| 2010 | Lake County | .253 | 132 | 513 | 83 | 130 | 16 | 2 | 2 | 33 | 9 | 2 | 10 | 36 | 132 | *71 | 16 | .304 | .314 | .618 | 4 |
| 2011 | Kinston | .197 | 79 | 234 | 31 | 46 | 5 | 1 | 2 | 9 | 4 | 0 | 9 | 28 | 64 | 28 | 8 | .252 | .306 | .558 | 5 |
| 2012 | Carolina | .281 | 95 | 274 | 50 | 77 | 18 | 4 | 5 | 29 | 8 | 0 | 5 | 21 | 80 | 32 | 10 | .431 | .343 | .774 | 7 |
| Minor Lge. Totals | | .264 | 499 | 1772 | 271 | 468 | 61 | 12 | 12 | 133 | 37 | 4 | 36 | 161 | 462 | 199 | 68 | .332 | .337 | .669 | 25 |

CLETO, Jeffry**RHP**

HEIGHT: 6-3 **BATS:** R **BORN:** June 14, 1991 in Santo Domingo, DR
WEIGHT: 190 **THROWS:** R **RESIDES:** Santo Domingo, DR
SIGNED BY: Ramon Pena, Felix Nivar & Marcelino Vallejo **OBTAINED:** Non-Drafted Free Agent (12/30/09)

| YEAR | CLUB | W-L | ERA | G | GS | CG | SHO | SV | IP | H | R | ER | HR | HB | BB | SO | WP | BK | AVG | SLG | OBP |
|--------------------------|-------------|------------|-------------|-----------|-----------|----------|----------|----------|-------------|-----------|-----------|-----------|----------|----------|-----------|-----------|-----------|----------|-------------|-------------|-------------|
| 2010 | DSL Indians | 0-1 | 6.75 | 3 | 2 | 0 | 0 | 0 | 8.0 | 9 | 6 | 6 | 0 | 0 | 5 | 6 | 1 | 0 | .281 | .406 | .378 |
| 2011 | DSL Indians | 3-4 | 1.65 | 14 | 13 | 0 | 0 | 0 | 65.1 | 54 | 26 | 12 | 2 | 6 | 22 | 37 | 6 | 0 | .228 | .287 | .305 |
| 2012 | AZL Indians | 1-1 | 9.28 | 14 | 0 | 0 | 0 | 0 | 21.1 | 29 | 28 | 22 | 4 | 2 | 14 | 16 | 4 | 2 | .319 | .560 | .417 |
| Minor Lge. Totals | | 4-6 | 3.80 | 31 | 15 | 0 | 0 | 0 | 94.2 | 92 | 60 | 40 | 6 | 8 | 41 | 59 | 11 | 2 | .256 | .367 | .341 |

COLON, Joseph**RHP**

HEIGHT: 6-1 **BATS:** R **BORN:** February 18, 1990 in Caguas, PR
WEIGHT: 204 **THROWS:** R **RESIDES:** Caguas, PR
SIGNED BY: Mike Soper **OBTAINED:** 12th Round Selection by Indians in June, 2009 Draft

CAREER HIGHLIGHTS: **2012-** For Lake County and Carolina, posted a 3.43 ERA, which ranked 6th in the organization... Named to the Midwest League Mid-Season All-Star team... Following the season, played for Cangrejeros de Santurce in the Puerto Rico Winter League... **2010-** Missed the entire season with a right elbow UCL sprain.

| YEAR | CLUB | W-L | ERA | G | GS | CG | SHO | SV | IP | H | R | ER | HR | HB | BB | SO | WP | BK | AVG | SLG | OBP |
|--------------------------|-----------------|--------------|-------------|-----------|-----------|----------|----------|----------|-----------------------|------------|------------|-----------|-----------|-----------|-----------|------------|-----------|----------|-------------|-------------|-------------|
| 2009 | AZL Indians | 0-3 | 5.63 | 11 | 7 | 0 | 0 | 0 | 32.0 | 44 | 28 | 20 | 1 | 3 | 17 | 26 | 5 | 1 | .324 | -- | .410 |
| 2010 | | | | | | | | | INJURED--DID NOT PLAY | | | | | | | | | | | | |
| 2011 | Mahoning Valley | 4-4 | 3.55 | 15 | 14 | 0 | 0 | 0 | 71.0 | 63 | 33 | 28 | 3 | 3 | 29 | 57 | 3 | 2 | .237 | .335 | .318 |
| | Lake County | 0-0 | 3.00 | 1 | 1 | 0 | 0 | 0 | 6.0 | 6 | 2 | 2 | 0 | 0 | 2 | 4 | 0 | 0 | .261 | .348 | .320 |
| 2012 | Lake County | 8-8 | 2.90 | 19 | 19 | 0 | 0 | 0 | 111.2 | 100 | 44 | 36 | 6 | 4 | 32 | 72 | 5 | 0 | .246 | .337 | .305 |
| | Carolina | 1-2 | 7.53 | 3 | 3 | 0 | 0 | 0 | 14.1 | 21 | 17 | 12 | 3 | 0 | 7 | 11 | 0 | 0 | .344 | .607 | .406 |
| Minor Lge. Totals | | 13-17 | 3.75 | 49 | 44 | 0 | 0 | 0 | 235.0 | 234 | 124 | 98 | 13 | 10 | 87 | 170 | 13 | 3 | .262 | .377 | .332 |

COOK, Clayton**RHP**

HEIGHT: 6-2 BATS: R BORN: July 23, 1990 in Amarillo, TX
 WEIGHT: 197 THROWS: R RESIDES: Amarillo, TX
 SIGNED BY: Kevin Cullen OBTAINED: 9th Round Selection by Indians in June, 2008 Draft
 SCHOOL: Amarillo High School

CAREER HIGHLIGHTS: 2012- Missed time with right shoulder internal impingement with secondary biceps/triceps soreness...Had right shoulder labrum surgery on September 26...2011- Finished T5th in the Carolina League in starts (25), T7th in wins (9) and T8th in strikeouts (106)... 2010- Ranked 9th in the Midwest League in ERA (3.35)... 2009- Named to the New York-Penn League All-Star team.

| YEAR | CLUB | W-L | ERA | G | GS | CG | SHO | SV | IP | H | R | ER | HR | HB | BB | SO | WP | BK | AVG | SLG | OBP |
|--------------------------|-----------------|--------------|-------------|-----------|-----------|----------|----------|----------|--------------|------------|------------|------------|-----------|-----------|------------|------------|-----------|----------|-------------|-------------|-------------|
| 2008 | GCL Indians | 1-2 | 2.52 | 11 | 6 | 0 | 0 | 0 | 25.0 | 20 | 11 | 7 | 2 | 1 | 8 | 26 | 3 | 0 | .217 | .359 | .284 |
| 2009 | Mahoning Valley | 5-3 | 2.79 | 14 | 14 | 0 | 0 | 0 | 67.2 | 55 | 24 | 21 | 2 | 4 | 26 | 64 | 7 | 0 | .224 | .280 | .307 |
| 2010 | Lake County | 6-7 | 3.35 | 23 | 23 | 0 | 0 | 0 | 118.1 | 109 | 49 | 44 | 7 | 6 | 37 | 83 | 2 | 1 | .244 | .347 | .309 |
| 2011 | Kinston | 9-9 | 4.56 | 25 | 25 | 0 | 0 | 0 | 122.1 | 124 | 70 | 62 | 10 | 5 | 53 | 106 | 3 | 1 | .263 | .389 | .340 |
| 2012 | Carolina | 1-0 | 2.31 | 3 | 3 | 0 | 0 | 0 | 11.2 | 5 | 5 | 3 | 0 | 1 | 7 | 8 | 3 | 0 | .122 | .122 | .260 |
| Minor Lge. Totals | | 22-21 | 3.57 | 76 | 71 | 0 | 0 | 0 | 345.0 | 313 | 159 | 137 | 21 | 17 | 131 | 287 | 18 | 2 | .241 | .343 | .317 |

COOK, Cole**RHP**

HEIGHT: 6-6 BATS: R BORN: October 18, 1988 in New York, NY
 WEIGHT: 218 THROWS: R RESIDES: Los Angeles, CA
 SIGNED BY: Vince Sagisi OBTAINED: 5th Round Selection by Indians in June, 2010 Draft
 SCHOOL: Pepperdine University

CAREER HIGHLIGHTS: 2012- Ranked T4th in the organization in appearances (43)...2007- Drafted by the Seattle Mariners in the 36th round of the June Amateur Draft (did not sign).

| YEAR | CLUB | W-L | ERA | G | GS | CG | SHO | SV | IP | H | R | ER | HR | HB | BB | SO | WP | BK | AVG | SLG | OBP |
|--------------------------|-----------------|-------------|-------------|-----------|-----------|----------|----------|----------|--------------|------------|------------|-----------|-----------|----------|-----------|------------|-----------|----------|-------------|-------------|-------------|
| 2010 | Mahoning Valley | 0-3 | 5.40 | 4 | 4 | 0 | 0 | 0 | 15.0 | 14 | 12 | 9 | 2 | 0 | 8 | 14 | 2 | 0 | .226 | .355 | .314 |
| 2011 | Lake County | 5-11 | 4.54 | 20 | 19 | 1 | 0 | 0 | 105.0 | 126 | 66 | 53 | 16 | 2 | 35 | 68 | 9 | 1 | .296 | .500 | .350 |
| 2012 | Lake County | 2-3 | 3.46 | 22 | 0 | 0 | 0 | 2 | 39.0 | 39 | 24 | 15 | 2 | 0 | 11 | 32 | 2 | 0 | .255 | .340 | .305 |
| | Columbus | 0-0 | 0.00 | 4 | 2 | 0 | 0 | 0 | 12.0 | 9 | 0 | 0 | 0 | 0 | 4 | 10 | 0 | 0 | .200 | .289 | .265 |
| | Carolina | 0-1 | 2.74 | 14 | 1 | 0 | 0 | 3 | 23.0 | 19 | 10 | 7 | 3 | 0 | 10 | 18 | 1 | 0 | .221 | .372 | .296 |
| | Akron | 0-0 | 2.08 | 3 | 0 | 0 | 0 | 0 | 4.1 | 4 | 1 | 1 | 0 | 0 | 1 | 4 | 1 | 0 | .235 | .235 | .278 |
| Minor Lge. Totals | | 7-18 | 3.86 | 67 | 26 | 1 | 0 | 5 | 198.1 | 211 | 113 | 85 | 23 | 2 | 69 | 146 | 15 | 1 | .267 | .426 | .326 |

COOPER, Jordan**RHP**

HEIGHT: 6-3 BATS: R BORN: May 10, 1989 in Topeka, KS
 WEIGHT: 203 THROWS: R RESIDES: Berryton, KS
 SIGNED BY: Steve Abney OBTAINED: 9th Round Selection by Indians in June, 2010 Draft
 SCHOOL: Wichita State University

CAREER HIGHLIGHTS: 2012- Named Indians Minor League Player of the Week for August 19-26...Named Carolina League Pitcher of the Week for August 20-27...2008- Drafted by the Boston Red Sox in the 17th round of the June Amateur Draft (did not sign)

| YEAR | CLUB | W-L | ERA | G | GS | CG | SHO | SV | IP | H | R | ER | HR | HB | BB | SO | WP | BK | AVG | SLG | OBP |
|--------------------------|-----------------|--------------|-------------|-----------|-----------|----------|----------|----------|--------------|------------|------------|------------|-----------|-----------|-----------|------------|-----------|----------|-------------|-------------|-------------|
| 2010 | Mahoning Valley | 5-5 | 4.94 | 14 | 13 | 0 | 0 | 0 | 62.0 | 79 | 39 | 34 | 9 | 3 | 18 | 41 | 6 | 0 | .309 | .500 | .360 |
| 2011 | Lake County | 2-9 | 4.73 | 27 | 16 | 1 | 0 | 3 | 104.2 | 109 | 60 | 55 | 19 | 5 | 30 | 68 | 8 | 2 | .267 | .452 | .324 |
| 2012 | Lake County | 0-1 | 0.00 | 2 | 0 | 0 | 0 | 0 | 2.1 | 4 | 1 | 0 | 0 | 0 | 0 | 1 | 0 | 0 | .400 | .400 | .400 |
| | Carolina | 9-7 | 3.54 | 29 | 7 | 0 | 0 | 1 | 94.0 | 101 | 43 | 37 | 8 | 4 | 16 | 75 | 6 | 0 | .281 | .407 | .314 |
| Minor Lge. Totals | | 16-22 | 4.31 | 72 | 36 | 1 | 0 | 4 | 263.0 | 293 | 143 | 126 | 36 | 12 | 64 | 185 | 20 | 2 | .283 | .448 | .330 |

CRUZ, Grofi**SS**

HEIGHT: 6-2 BATS: R BORN: April 3, 1996 in Bani, DR
 WEIGHT: 175 THROWS: R RESIDES: Bani, DR
 SIGNED BY: N/A OBTAINED: Non-Drafted Free Agent (7/2/12)

PLAYER DEVELOPMENT

DAVENPORT, Geoffrey**LHP**

HEIGHT: 6-1

BATS: L

BORN: March 14, 1990 in Fort Worth, TX

WEIGHT: 180

THROWS: L

RESIDES: Fort Worth, TX

SIGNED BY: Steve Abney

OBTAINED: 43rd Round Selection by Indians in June, 2011 Draft

SCHOOL: University of Arkansas

CAREER HIGHLIGHTS: 2012- Ranked 5th in the organization in ERA (3.41).

| YEAR | CLUB | W-L | ERA | G | GS | CG | SHO | SV | IP | H | R | ER | HR | HB | BB | SO | WP | BK | AVG | SLG | OBP |
|------|-----------------|-----|------|----|----|----|-----|----|------|----|----|----|----|----|----|----|----|----|------|------|------|
| 2012 | Mahoning Valley | 2-3 | 3.41 | 15 | 7 | 0 | 0 | 0 | 60.2 | 62 | 27 | 23 | 3 | 2 | 20 | 33 | 2 | 0 | .267 | .366 | .326 |

DE JESUS, Victor**OF**

HEIGHT: 6-2

BATS: R

BORN: January 13, 1993 in Bonao, DR

WEIGHT: 170

THROWS: R

RESIDES: Bonao, DR

SIGNED BY: Ramon Pena & Felix Nivar

OBTAINED: Non-Drafted Free Agent (2/17/10)

| YEAR | CLUB | AVG | G | AB | R | H | 2B | 3B | HR | RBI | SH | SF | HBP | BB | SO | SB | CS | SLG | OBP | OPS | E |
|-------------------|-------------|------|-----|-----|----|----|----|----|----|-----|----|----|-----|----|-----|----|----|------|------|------|----|
| 2010 | DSL Indians | .214 | 56 | 154 | 16 | 33 | 11 | 0 | 1 | 11 | 5 | 0 | 2 | 17 | 56 | 6 | 1 | .305 | .301 | .606 | 9 |
| 2011 | DSL Indians | .209 | 65 | 158 | 14 | 33 | 6 | 0 | 1 | 11 | 2 | 3 | 3 | 24 | 48 | 6 | 4 | .266 | .319 | .585 | 3 |
| 2012 | AZL Indians | .206 | 14 | 34 | 3 | 7 | 0 | 0 | 0 | 3 | 0 | 1 | 0 | 4 | 13 | 2 | 0 | .206 | .282 | .488 | 3 |
| Minor Lge. Totals | | .211 | 135 | 346 | 33 | 73 | 17 | 0 | 2 | 25 | 7 | 4 | 5 | 45 | 117 | 14 | 5 | .277 | .308 | .585 | 15 |

DE LA CRUZ, Juan**CA/1B**

HEIGHT: 6-1

BATS: S

BORN: August 5, 1993 in La Guaira, VZ

WEIGHT: 195

THROWS: R

RESIDES: Miranda, VZ

SIGNED BY: Lino Diaz

OBTAINED: Non-Drafted Free Agent (8/5/09)

| YEAR | CLUB | AVG | G | AB | R | H | 2B | 3B | HR | RBI | SH | SF | HBP | BB | SO | SB | CS | SLG | OBP | OPS | E |
|-------------------|-------------|------|-----|-----|----|----|----|----|----|-----|----|----|-----|----|----|----|----|------|------|------|----|
| 2010 | DSL Indians | .154 | 30 | 78 | 9 | 12 | 0 | 0 | 0 | 8 | 0 | 1 | 3 | 14 | 12 | 0 | 1 | .154 | .302 | .456 | 6 |
| 2011 | DSL Indians | .139 | 44 | 115 | 5 | 16 | 4 | 0 | 0 | 7 | 1 | 0 | 3 | 11 | 21 | 2 | 1 | .174 | .233 | .406 | 7 |
| 2012 | DSL Indians | .247 | 59 | 174 | 16 | 43 | 11 | 1 | 1 | 26 | 4 | 3 | 2 | 21 | 26 | 2 | 3 | .339 | .330 | .669 | 5 |
| Minor Lge. Totals | | .193 | 133 | 367 | 30 | 71 | 15 | 1 | 1 | 41 | 5 | 4 | 8 | 46 | 59 | 4 | 5 | .248 | .294 | .542 | 18 |

DE LOS SANTOS, Alexis**3B**

HEIGHT: 6-3

BATS: R

BORN: August 22, 1994 in Santo Domingo, DR

WEIGHT: 190

THROWS: R

RESIDES: Santo Domingo, DR

SIGNED BY: N/A

OBTAINED: Non-Drafted Free Agent (7/27/12)

DE LOS SANTOS, Xavier**RHP**

HEIGHT: 6-0

BATS: R

BORN: October 13, 1988 in San Jose De Las Matas, DR

WEIGHT: 180

THROWS: R

RESIDES: Santo Domingo, DR

SIGNED BY: Ramon Pena, Felix Nivar & Marcelino Vallejo

OBTAINED: Non-Drafted Free Agent (3/31/10)

CAREER HIGHLIGHTS: 2012- Missed time with right shoulder injury and eventual surgery on May 23.

| YEAR | CLUB | W-L | ERA | G | GS | CG | SHO | SV | IP | H | R | ER | HR | HB | BB | SO | WP | BK | AVG | SLG | OBP |
|-------------------|-------------|-----|-------|----|----|----|-----|----|------|----|----|----|----|----|----|----|----|----|------|------|------|
| 2010 | AZL Indians | 0-0 | 0.00 | 1 | 0 | 0 | 0 | 0 | 1.0 | 0 | 0 | 0 | 0 | 0 | 1 | 2 | 0 | 0 | .000 | .000 | .200 |
| 2011 | AZL Indians | 3-1 | 4.50 | 16 | 0 | 0 | 0 | 0 | 36.0 | 29 | 18 | 18 | 1 | 2 | 20 | 39 | 4 | 0 | .228 | .291 | .340 |
| 2012 | Lake County | 0-0 | 13.50 | 3 | 0 | 0 | 0 | 0 | 1.1 | 2 | 2 | 2 | 0 | 1 | 2 | 3 | 1 | 0 | .333 | .500 | .556 |
| Minor Lge. Totals | | 3-1 | 4.70 | 20 | 0 | 0 | 0 | 0 | 38.1 | 31 | 20 | 20 | 1 | 3 | 23 | 44 | 5 | 0 | .226 | .292 | .347 |

DEJESUS, Luis**RHP**

HEIGHT: 6-2 BATS: R BORN: December 16, 1991 in Lufkin, TX
 WEIGHT: 160 THROWS: R RESIDES: Diboll, TX
 SIGNED BY: Mark Allen OBTAINED: 11th Round Selection by Indians in June, 2011 Draft
 SCHOOL: Angelina College

CAREER HIGHLIGHTS: **2012-** For Lake County and Mahoning Valley, posted a 2.73 ERA, which ranked 2nd in the organization...Ranked among the New York-Penn League leaders in complete games (1, 11st), innings pitched (80.1, 2nd), WHIP (0.92, 4th), batting average (.197, 5th), batting average amongst starters (2nd) and ERA (2.02, 6th)...Named Indians Minor League Player of the Week for July 28 - August 5...Named New York-Penn League Pitcher of the Week for July 30-August 6...Named to the New York-Penn League All-Star team...**2011-** Finished 2nd in the Arizona League in WHIP (1.13).

| YEAR | CLUB | W-L | ERA | G | GS | CG | SHO | SV | IP | H | R | ER | HR | HB | BB | SO | WP | BK | AVG | SLG | OBP |
|--------------------------|-----------------|------------|-------------|-----------|-----------|----------|----------|----------|--------------|------------|-----------|-----------|-----------|----------|-----------|------------|----------|----------|-------------|-------------|-------------|
| 2011 | AZL Indians | 3-2 | 3.33 | 13 | 9 | 0 | 0 | 0 | 46.0 | 41 | 20 | 17 | 3 | 1 | 11 | 45 | 3 | 2 | .238 | .366 | .285 |
| 2012 | Lake County | 0-1 | 7.50 | 4 | 0 | 0 | 0 | 1 | 12.0 | 15 | 11 | 10 | 2 | 0 | 6 | 12 | 1 | 0 | .288 | .500 | .362 |
| | Mahoning Valley | 4-2 | 2.02 | 14 | 14 | 1 | 0 | 0 | 80.1 | 57 | 24 | 18 | 5 | 2 | 17 | 52 | 4 | 0 | .197 | .290 | .244 |
| Minor Lge. Totals | | 7-5 | 2.93 | 31 | 23 | 1 | 0 | 1 | 138.1 | 113 | 55 | 45 | 10 | 3 | 34 | 109 | 8 | 2 | .220 | .337 | .270 |

DEPEN, Michael**OF**

HEIGHT: 6-3 BATS: R BORN: June 16, 1992 in Barahona, DR
 WEIGHT: 186 THROWS: R RESIDES: Santo Domingo, DR
 SIGNED BY: N/A OBTAINED: Non-Drafted Free Agent (2/21/12)

| YEAR | CLUB | AVG | G | AB | R | H | 2B | 3B | HR | RBI | SH | SF | HBP | BB | SO | SB | CS | SLG | OBP | OPS | E |
|------|-------------|------|----|-----|----|----|----|----|----|-----|----|----|-----|----|----|----|----|------|------|------|---|
| 2012 | DSL Indians | .281 | 50 | 171 | 23 | 48 | 14 | 3 | 3 | 29 | 3 | 1 | 5 | 14 | 39 | 10 | 10 | .450 | .351 | .801 | 3 |

DEW, Benjamin (Owen)**RHP**

HEIGHT: 6-3 BATS: R BORN: September 26, 1988 in Tallahassee, FL
 WEIGHT: 183 THROWS: R RESIDES: Tallahassee, FL
 SIGNED BY: Mike Soper OBTAINED: 21st Round Selection by Indians in June, 2010 Draft
 SCHOOL: University of Central Florida

CAREER HIGHLIGHTS: **2012 -** Injured right elbow in Spring Training and missed the season following surgery on April 16...**2011 -** Missed time due to a right-elbow strain which did not require surgery...**2009 -** Drafted by the LA Angels in the 33rd round of the June Draft...**2010 -** Named to the New York-Penn League All-Star team.

| YEAR | CLUB | W-L | ERA | G | GS | CG | SHO | SV | IP | H | R | ER | HR | HB | BB | SO | WP | BK | AVG | SLG | OBP |
|--------------------------|-----------------|------------|-------------|-----------|----------|----------|----------|----------|-----------------------|-----------|-----------|-----------|-----------|----------|-----------|-----------|----------|----------|-------------|-------------|-------------|
| 2010 | Lake County | 1-2 | 4.50 | 7 | 0 | 0 | 0 | 0 | 16.0 | 15 | 8 | 8 | 2 | 2 | 4 | 13 | 0 | 0 | .250 | .450 | .313 |
| | Mahoning Valley | 1-2 | 2.64 | 9 | 9 | 0 | 0 | 0 | 47.2 | 36 | 14 | 14 | 4 | 1 | 4 | 25 | 0 | 0 | .206 | .349 | .225 |
| 2011 | Lake County | 1-4 | 5.79 | 8 | 0 | 0 | 0 | 0 | 18.2 | 22 | 15 | 12 | 4 | 1 | 6 | 17 | 1 | 0 | .289 | .474 | .345 |
| 2012 | | | | | | | | | INJURED--DID NOT PLAY | | | | | | | | | | | | |
| Minor Lge. Totals | | 3-8 | 3.72 | 24 | 9 | 0 | 0 | 0 | 82.1 | 73 | 37 | 34 | 10 | 4 | 14 | 55 | 1 | 0 | .235 | .399 | .273 |

 DIAZ, Carlos**LHP**

HEIGHT: 6-3 BATS: L BORN: February 3, 1992 in La Vega, DR
 WEIGHT: 190 THROWS: L RESIDES: La Vega, DR
 SIGNED BY: N/A OBTAINED: Non-Drafted Free Agent (4/2/12)

| YEAR | CLUB | W-L | ERA | G | GS | CG | SHO | SV | IP | H | R | ER | HR | HB | BB | SO | WP | BK | AVG | SLG | OBP |
|------|-------------|-----|------|----|----|----|-----|----|------|----|----|----|----|----|----|----|----|----|------|------|------|
| 2012 | DSL Indians | 2-5 | 1.59 | 12 | 11 | 0 | 0 | 0 | 51.0 | 28 | 16 | 9 | 3 | 1 | 25 | 49 | 5 | 0 | .162 | .237 | .271 |

 DIAZ, Rainel**CA**

HEIGHT: 6-0 BATS: R BORN: August 6, 1994 in Cumana, VZ
 WEIGHT: 175 THROWS: R RESIDES: Cumana, VZ
 SIGNED BY: N/A OBTAINED: Non-Drafted Free Agent (3/8/12)

| YEAR | CLUB | AVG | G | AB | R | H | 2B | 3B | HR | RBI | SH | SF | HBP | BB | SO | SB | CS | SLG | OBP | OPS | E |
|------|-------------|------|----|----|---|---|----|----|----|-----|----|----|-----|----|----|----|----|------|------|------|---|
| 2012 | DSL Indians | .143 | 15 | 21 | 2 | 3 | 0 | 0 | 0 | 1 | 0 | 0 | 0 | 0 | 7 | 0 | 0 | .143 | .143 | .286 | 1 |

PLAYER DEVELOPMENT

ENCARNACION, Estevenson**RHP**

HEIGHT: 6-4 BATS: R BORN: June 4, 1990 in Anguilla Island, UK
 WEIGHT: 186 THROWS: R RESIDES: San Pedro de Macoris, DR
 SIGNED BY: Ramon Pena & Felix Nivar OBTAINED: Non-Drafted Free Agent (7/26/10)

CAREER HIGHLIGHTS: **2011**- Finished T7th in the Dominican Summer League in wins (7).

| YEAR | CLUB | W-L | ERA | G | GS | CG | SHO | SV | IP | H | R | ER | HR | HB | BB | SO | WP | BK | AVG | SLG | OBP |
|--------------------------|-------------|-------------|-------------|-----------|----------|----------|----------|-----------|-------------|-----------|-----------|-----------|----------|-----------|-----------|-----------|-----------|----------|-------------|-------------|-------------|
| 2011 | DSL Indians | 7-2 | 2.70 | 27 | 0 | 0 | 0 | 9 | 43.1 | 26 | 16 | 13 | 0 | 9 | 28 | 47 | 4 | 1 | .178 | .219 | .341 |
| 2012 | AZL Indians | 4-2 | 4.93 | 20 | 0 | 0 | 0 | 2 | 34.2 | 28 | 22 | 19 | 1 | 4 | 23 | 28 | 10 | 1 | .219 | .289 | .348 |
| Minor Lge. Totals | | 11-4 | 3.69 | 47 | 0 | 0 | 0 | 11 | 78.0 | 54 | 38 | 32 | 1 | 13 | 51 | 75 | 14 | 2 | .197 | .252 | .344 |

ENCARNACION, Luis**RHP**

HEIGHT: 5-10 BATS: R BORN: October 25, 1991 in Santo Domingo, DR
 WEIGHT: 186 THROWS: R RESIDES: Santo Domingo, DR
 SIGNED BY: Ramon Pena, Felix Nivar & Claudio Brito OBTAINED: Non-Drafted Free Agent (11/20/09)

| YEAR | CLUB | W-L | ERA | G | GS | CG | SHO | SV | IP | H | R | ER | HR | HB | BB | SO | WP | BK | AVG | SLG | OBP |
|--------------------------|-----------------|------------|-------------|-----------|-----------|----------|----------|----------|--------------|-----------|-----------|-----------|----------|----------|-----------|------------|-----------|----------|-------------|-------------|-------------|
| 2010 | AZL Indians | 0-4 | 5.15 | 14 | 11 | 0 | 0 | 0 | 43.2 | 36 | 33 | 25 | 2 | 2 | 22 | 43 | 14 | 0 | .220 | .335 | .314 |
| 2011 | Lake County | 2-3 | 5.00 | 31 | 0 | 0 | 0 | 0 | 45.0 | 31 | 33 | 25 | 1 | 5 | 51 | 53 | 12 | 2 | .195 | .239 | .395 |
| 2012 | Mahoning Valley | 0-2 | 4.73 | 21 | 0 | 0 | 0 | 0 | 26.2 | 20 | 14 | 14 | 5 | 1 | 24 | 36 | 6 | 0 | .211 | .389 | .372 |
| Minor Lge. Totals | | 2-9 | 4.99 | 66 | 11 | 0 | 0 | 0 | 115.1 | 87 | 80 | 64 | 8 | 8 | 97 | 132 | 32 | 2 | .208 | .311 | .361 |

ESPINO, Aresante**RHP**

HEIGHT: 6-5 BATS: R BORN: December 17, 1991 in San Pedro De Marcoris, DR
 WEIGHT: 200 THROWS: R RESIDES: San Pedro De Marcoris, DR
 SIGNED BY: N/A OBTAINED: Non-Drafted Free Agent (12/21/12)

ESPINO, Paolo**RHP**

HEIGHT: 5-10 BATS: R BORN: January 10, 1987 in Panama City, Panama
 WEIGHT: 206 THROWS: R RESIDES: Bradenton, FL
 SIGNED BY: Mike Soper OBTAINED: 10th Round Selection by Indians in June, 2006 Draft
 SCHOOL: Pendleton School (FL)

CAREER HIGHLIGHTS: **2012**- Between Akron and Columbus, posted a 3.29 ERA, which ranked 4th in the organization and compiled 111 strikeouts, which ranked T4th...Ranked 5th in the Eastern League in ERA (3.09)...Following the season, played for Panama in the World Baseball Classic Qualifiers and played for Caribes de Anzoategui in the Venezuela Winter League... **2011**- Owned the 4th best ERA in the Indians Player Development System (2.77)... **2010**- Finished 2nd in the Indians Player Development System in wins (12), was 4th in strikeouts (124) and 5th in innings pitched (143.0)... Named to Eastern League All-Star team... **2009**- Led the Carolina League in ERA (2.59) and WHIP (1.04) and was T5th in wins (9)... Ranked 3rd in the Indians Player Development System in wins (11) and ERA (3.01)... **2007**- Ranked 3rd in the Indians Player Development System in strikeouts (116) and 4th in ERA (3.66).

| YEAR | CLUB | W-L | ERA | G | GS | CG | SHO | SV | IP | H | R | ER | HR | HB | BB | SO | WP | BK | AVG | SLG | OBP |
|------|--------------------------|-----|--------------|-------------|------------|-----------|----------|----------|----------|--------------|------------|------------|------------|-----------|-----------|------------|------------|-----------|----------|-------------|-------------|
| 2007 | Lake County | 4-5 | 3.66 | 33 | 13 | 0 | 0 | 0 | 108.1 | 95 | 53 | 44 | 20 | 5 | 31 | 116 | 5 | 0 | .231 | .432 | .291 |
| 2008 | Kinston | 0-2 | 8.49 | 7 | 6 | 0 | 0 | 0 | 29.2 | 39 | 31 | 28 | 5 | 5 | 11 | 20 | 1 | 0 | .312 | .544 | .390 |
| | Lake County | 2-0 | 3.16 | 19 | 0 | 0 | 0 | 1 | 37.0 | 35 | 13 | 13 | 4 | 1 | 12 | 48 | 2 | 0 | .252 | .381 | .314 |
| 2009 | Akron | 0-1 | 3.00 | 1 | 0 | 0 | 0 | 0 | 3.0 | 2 | 2 | 1 | 1 | 0 | 0 | 2 | 0 | 0 | .167 | .417 | .167 |
| | Lake County | 2-1 | 6.75 | 5 | 2 | 0 | 0 | 0 | 13.1 | 19 | 10 | 10 | 1 | 3 | 2 | 14 | 0 | 0 | .339 | .500 | .387 |
| 2010 | Kinston | 9-6 | *2.59 | 22 | 21 | 0 | 0 | 1 | 118.1 | 89 | 41 | 34 | 9 | 8 | 34 | 101 | 3 | 0 | .206 | .334 | .275 |
| | Akron | 9-4 | 4.00 | 21 | 15 | 0 | 0 | 0 | 101.1 | 95 | 49 | 45 | 13 | 7 | 35 | 92 | 6 | 1 | .245 | .421 | .319 |
| 2011 | Columbus | 3-3 | 5.62 | 7 | 7 | 0 | 0 | 0 | 41.2 | 43 | 26 | 26 | 7 | 2 | 12 | 32 | 2 | 0 | .259 | .500 | .313 |
| | Akron | 6-0 | 2.44 | 22 | 5 | 0 | 0 | 1 | 81.0 | 66 | 22 | 22 | 8 | 3 | 18 | 78 | 4 | 0 | .224 | .353 | .274 |
| 2012 | Columbus | 2-1 | 3.43 | 12 | 5 | 0 | 0 | 0 | 39.1 | 35 | 16 | 15 | 3 | 1 | 7 | 41 | 2 | 0 | .229 | .392 | .267 |
| | Akron | 7-3 | 3.09 | 22 | 20 | 0 | 0 | 0 | 116.1 | 116 | 42 | 40 | 7 | 4 | 34 | 106 | 3 | 0 | .265 | .412 | .322 |
| 2012 | Columbus | 0-1 | 6.75 | 2 | 2 | 0 | 0 | 0 | 6.2 | 10 | 8 | 5 | 2 | 1 | 4 | 5 | 1 | 0 | .333 | .600 | .429 |
| | Minor Lge. Totals | | 44-27 | 3.66 | 173 | 96 | 0 | 0 | 3 | 696.0 | 644 | 313 | 283 | 80 | 40 | 200 | 655 | 29 | 1 | .244 | .410 |

ESTRELLA, Edward**RHP**

HEIGHT: 6-1 BATS: R BORN: January 28, 1994 in Santo Domingo, DR
 WEIGHT: 170 THROWS: R RESIDES: Santo Domingo, DR
 SIGNED BY: Ramon Pena & Felix Nivar OBTAINED: Non-Drafted Free Agent (10/16/10)

CAREER HIGHLIGHTS: 2012- Ranked T2nd in the Dominican Summer League with 6 holds.

| YEAR | CLUB | W-L | ERA | G | GS | CG | SHO | SV | IP | H | R | ER | HR | HB | BB | SO | WP | BK | AVG | SLG | OBP |
|--------------------------|-------------|------------|-------------|-----------|----------|----------|----------|----------|-------------|-----------|-----------|-----------|----------|----------|-----------|-----------|-----------|----------|-------------|-------------|-------------|
| 2011 | DSL Indians | 1-2 | 6.35 | 19 | 0 | 0 | 0 | 1 | 22.2 | 28 | 22 | 16 | 0 | 2 | 14 | 12 | 11 | 0 | .298 | .362 | .396 |
| 2012 | DSL Indians | 4-0 | 1.85 | 22 | 0 | 0 | 0 | 2 | 39.0 | 35 | 9 | 8 | 1 | 0 | 11 | 16 | 3 | 1 | .250 | .321 | .301 |
| Minor Lge. Totals | | 5-2 | 3.50 | 41 | 0 | 0 | 0 | 3 | 61.2 | 63 | 31 | 24 | 1 | 2 | 25 | 28 | 14 | 1 | .269 | .338 | .341 |

FLORES, Jose**RHP**

HEIGHT: 6-3 BATS: R BORN: June 4, 1989 in Ciudad Bolivar, Bolivar, VZ
 WEIGHT: 185 THROWS: R RESIDES: Ciudad Bolivar, Bolivar, VZ
 SIGNED BY: N/A OBTAINED: Non-Drafted Free Agent (7/12/05)

CAREER HIGHLIGHTS: 2012- Ranked 3rd in the organization and 4th in the Carolina League in saves (15)...Ranked 4th in Carolina League in games finished (30).

| YEAR | CLUB | W-L | ERA | G | GS | CG | SHO | SV | IP | H | R | ER | HR | HB | BB | SO | WP | BK | AVG | SLG | OBP |
|--------------------------|-------------|-------------|-------------|------------|-----------|----------|----------|-----------|--------------|------------|------------|------------|----------|-----------|-----------|------------|-----------|----------|-------------|-------------|-------------|
| 2007 | DSL Indians | 0-7 | 6.04 | 14 | 12 | 0 | 0 | 0 | 47.2 | 46 | 38 | 32 | 2 | 13 | 26 | 23 | 6 | 0 | .256 | .389 | .381 |
| 2008 | DSL Indians | 2-1 | 2.79 | 19 | 1 | 0 | 0 | 2 | 38.2 | 29 | 16 | 12 | 0 | 7 | 17 | 30 | 5 | 1 | .207 | .264 | .321 |
| 2009 | AZL Indians | 0-2 | 4.55 | 18 | 0 | 0 | 0 | 0 | 27.2 | 35 | 22 | 14 | 3 | 1 | 10 | 25 | 5 | 0 | .297 | .424 | .354 |
| 2010 | Lake County | 1-1 | 2.14 | 28 | 0 | 0 | 0 | 6 | 42.0 | 35 | 10 | 10 | 1 | 0 | 7 | 51 | 0 | 1 | .224 | .295 | .258 |
| 2011 | Kinston | 4-5 | 6.02 | 42 | 0 | 0 | 0 | 2 | 55.1 | 72 | 46 | 37 | 2 | 0 | 19 | 49 | 5 | 0 | .320 | .458 | .364 |
| 2012 | Carolina | 1-2 | 2.37 | 36 | 0 | 0 | 0 | 15 | 38.0 | 35 | 14 | 10 | 0 | 2 | 13 | 35 | 4 | 1 | .245 | .287 | .314 |
| | Akron | 0-1 | 2.70 | 6 | 0 | 0 | 0 | 0 | 6.2 | 6 | 4 | 2 | 0 | 0 | 2 | 4 | 0 | 0 | .231 | .346 | .276 |
| Minor Lge. Totals | | 8-19 | 4.11 | 163 | 13 | 0 | 0 | 25 | 256.0 | 258 | 150 | 117 | 8 | 23 | 94 | 217 | 25 | 3 | .261 | .360 | .335 |

FRAZAR, Evan**UTI**

HEIGHT: 6-1 BATS: R BORN: March 17, 1991 in Houston, TX
 WEIGHT: 195 THROWS: R RESIDES: Bellaire, TX
 SIGNED BY: Mark Allen OBTAINED: 27th Round Selection by Indians in June, 2011 Draft
 SCHOOL: Galveston College

| YEAR | CLUB | AVG | G | AB | R | H | 2B | 3B | HR | RBI | SH | SF | HBP | BB | SO | SB | CS | SLG | OBP | OPS | E |
|--------------------------|-----------------|-------------|-----------|------------|-----------|-----------|----------|----------|----------|-----------|----------|----------|----------|-----------|-----------|----------|----------|-------------|-------------|-------------|----------|
| 2011 | Mahoning Valley | .304 | 19 | 56 | 10 | 17 | 0 | 0 | 1 | 6 | 0 | 1 | 5 | 6 | 14 | 3 | 0 | .357 | .412 | .769 | 5 |
| 2012 | Mahoning Valley | .256 | 38 | 129 | 11 | 33 | 4 | 0 | 2 | 16 | 1 | 0 | 2 | 8 | 36 | 2 | 3 | .333 | .309 | .643 | 3 |
| Minor Lge. Totals | | .270 | 57 | 185 | 21 | 50 | 4 | 0 | 3 | 22 | 1 | 1 | 7 | 14 | 50 | 5 | 3 | .341 | .343 | .683 | 8 |

GALLAS, Anthony**OF**

HEIGHT: 6-0 BATS: R BORN: December 14, 1987 in Cleveland, OH
 WEIGHT: 214 THROWS: R RESIDES: Coto de Caza, CA
 SIGNED BY: Junie Melendez OBTAINED: Non-Drafted Free Agent (6/19/10)
 SCHOOL: Kent State University

CAREER HIGHLIGHTS: 2012- Named Indians Minor League Player of the week for May 28–June 3...2011- Named to the Midwest League All-Star Team.

| YEAR | CLUB | AVG | G | AB | R | H | 2B | 3B | HR | RBI | SH | SF | HBP | BB | SO | SB | CS | SLG | OBP | OPS | E |
|--------------------------|-----------------|-------------|------------|------------|------------|------------|-----------|----------|-----------|------------|----------|----------|-----------|-----------|------------|----------|----------|-------------|-------------|-------------|-----------|
| 2010 | AZL Indians | .276 | 50 | 185 | 19 | 51 | 10 | 3 | 2 | 23 | 0 | 1 | 4 | 11 | 40 | 2 | 1 | .395 | .328 | .723 | 1 |
| | Mahoning Valley | .235 | 4 | 17 | 2 | 4 | 1 | 0 | 1 | 3 | 0 | 0 | 0 | 6 | 0 | 0 | 0 | .471 | .235 | .706 | 1 |
| 2011 | Kinston | .197 | 39 | 142 | 14 | 28 | 10 | 0 | 2 | 21 | 0 | 3 | 7 | 12 | 34 | 1 | 0 | .310 | .287 | .596 | 1 |
| | Lake County | .314 | 57 | 207 | 35 | 65 | 24 | 0 | 6 | 21 | 0 | 0 | 4 | 23 | 38 | 4 | 4 | .517 | .393 | .910 | 3 |
| | Akron | .000 | 1 | 4 | 0 | 0 | 0 | 0 | 0 | 0 | 0 | 0 | 0 | 3 | 0 | 0 | 0 | .000 | .000 | .000 | 0 |
| 2012 | Carolina | .250 | 107 | 376 | 48 | 94 | 30 | 4 | 8 | 51 | 0 | 3 | 4 | 27 | 85 | 2 | 3 | .415 | .305 | .720 | 5 |
| | Columbus | .308 | 6 | 13 | 2 | 4 | 1 | 0 | 0 | 2 | 0 | 0 | 1 | 1 | 3 | 0 | 0 | .385 | .400 | .785 | 1 |
| Minor Lge. Totals | | .261 | 264 | 944 | 120 | 246 | 76 | 7 | 19 | 121 | 0 | 7 | 20 | 74 | 209 | 9 | 8 | .416 | .325 | .742 | 12 |

PLAYER DEVELOPMENT

GARCIA, Juan**RHP**

HEIGHT: 6-1

BATS: R

BORN: December 3, 1993 in Los Santos, Panama

WEIGHT: 183

THROWS: R

RESIDES: Agua Dulce, Panama

SIGNED BY: Ramon Pena & Jose Merejo

OBTAINED: Non-Drafted Free Agent (10/18/10)

| YEAR | CLUB | W-L | ERA | G | GS | CG | SHO | SV | IP | H | R | ER | HR | HB | BB | SO | WP | BK | AVG | SLG | OBP |
|--------------------------|-------------|------------|-------------|-----------|----------|----------|----------|----------|-------------|-----------|-----------|-----------|----------|----------|-----------|-----------|----------|----------|-------------|-------------|-------------|
| 2011 | DSL Indians | 0-1 | 6.50 | 13 | 0 | 0 | 0 | 0 | 18.0 | 15 | 17 | 13 | 0 | 3 | 19 | 17 | 4 | 3 | .234 | .266 | .425 |
| 2012 | DSL Indians | 0-1 | 2.20 | 13 | 0 | 0 | 0 | 0 | 16.1 | 14 | 5 | 4 | 0 | 2 | 11 | 12 | 2 | 0 | .255 | .291 | .397 |
| Minor Lge. Totals | | 0-2 | 4.46 | 26 | 0 | 0 | 0 | 0 | 34.1 | 29 | 22 | 17 | 0 | 5 | 30 | 29 | 6 | 3 | .244 | .277 | .413 |

GARCIA, Robel**INF**

HEIGHT: 5-9

BATS: S

BORN: March 28, 1993 in Las Matas de Farfan, DR

WEIGHT: 167

THROWS: R

RESIDES: Las Matas de Farfan, DR

SIGNED BY: Ramon Pena, Felix Nivar & Marcelino Vallejo

OBTAINED: Non-Drafted Free Agent (2/2/10)

CAREER HIGHLIGHTS: 2011- Ranked T3rd in the Arizona League in triples, T5th in extra-base hits (24), T6th in home runs (6) and T8th in slugging percentage (.544).

| YEAR | CLUB | AVG | G | AB | R | H | 2B | 3B | HR | RBI | SH | SF | HBP | BB | SO | SB | CS | SLG | OBP | OPS | E |
|--------------------------|-----------------|-------------|------------|------------|-----------|------------|-----------|-----------|-----------|-----------|----------|----------|----------|------------|------------|-----------|----------|-------------|-------------|-------------|-----------|
| 2010 | AZL Indians | .164 | 43 | 140 | 18 | 23 | 6 | 4 | 1 | 20 | 1 | 0 | 2 | 32 | 41 | 6 | 3 | .286 | .328 | .613 | 18 |
| 2011 | AZL Indians | .284 | 45 | 169 | 31 | 48 | 10 | 8 | 6 | 24 | 0 | 3 | 2 | 23 | 50 | 7 | 2 | .544 | .371 | .915 | 12 |
| 2012 | Lake County | .210 | 63 | 233 | 24 | 49 | 12 | 1 | 3 | 23 | 2 | 0 | 2 | 27 | 68 | 2 | 2 | .309 | .298 | .607 | 15 |
| | Mahoning Valley | .227 | 56 | 181 | 24 | 41 | 12 | 0 | 0 | 16 | 4 | 1 | 0 | 23 | 44 | 3 | 1 | .293 | .312 | .605 | 13 |
| Minor Lge. Totals | | .223 | 207 | 723 | 97 | 161 | 40 | 13 | 10 | 83 | 7 | 4 | 6 | 105 | 203 | 18 | 8 | .355 | .325 | .680 | 58 |

GOMEZ, Daniel**RHP**

HEIGHT: 6-1

BATS: R

BORN: June 2, 1994 in Esperanza, DR

WEIGHT: 185

THROWS: R

RESIDES: Mao, DR

SIGNED BY: N/A

OBTAINED: Non-Drafted Free Agent (11/13/12)

GOMEZ, Luis**LHP**

HEIGHT: 6-0

BATS: L

BORN: September 15, 1992 in Santiago, DR

WEIGHT: 195

THROWS: L

RESIDES: Santiago, DR

SIGNED BY: Ramon Pena, Felix Nivar & Marcelino Vallejo

OBTAINED: Non-Drafted Free Agent (12/8/11)

| YEAR | CLUB | W-L | ERA | G | GS | CG | SHO | SV | IP | H | R | ER | HR | HB | BB | SO | WP | BK | AVG | SLG | OBP |
|------|-------------|-----|------|----|----|----|-----|----|------|----|---|----|----|----|----|----|----|----|------|------|------|
| 2012 | DSL Indians | 2-0 | 0.56 | 14 | 8 | 0 | 0 | 1 | 48.1 | 25 | 9 | 3 | 0 | 4 | 11 | 46 | 4 | 0 | .152 | .189 | .221 |

GONZALEZ, Erik**INF/OF**

HEIGHT: 6-0

BATS: R

BORN: August 31, 1991 in Puerto Plata, DR

WEIGHT: 170

THROWS: R

RESIDES: Puerto Plata, DR

SIGNED BY: Andres Garcia

OBTAINED: Non-Drafted Free Agent (8/26/08)

CAREER HIGHLIGHTS: 2010- Ranked 3rd in the Dominican Summer League in hits (83) and 4th in average (.346).

| YEAR | CLUB | AVG | G | AB | R | H | 2B | 3B | HR | RBI | SH | SF | HBP | BB | SO | SB | CS | SLG | OBP | OPS | E |
|--------------------------|-----------------|-------------|------------|------------|------------|------------|-----------|----------|----------|-----------|----------|----------|-----------|-----------|------------|-----------|----------|-------------|-------------|-------------|-----------|
| 2009 | DSL Indians | .248 | 61 | 234 | 33 | 58 | 9 | 3 | 0 | 27 | 2 | 0 | 5 | 15 | 36 | 14 | 2 | .312 | .307 | .619 | 19 |
| 2010 | DSL Indians | .346 | 64 | 240 | 38 | 83 | 18 | 1 | 1 | 27 | 0 | 2 | 2 | 14 | 19 | 9 | 4 | .442 | .384 | .826 | 14 |
| 2011 | AZL Indians | .258 | 41 | 159 | 28 | 41 | 2 | 3 | 2 | 14 | 2 | 1 | 2 | 12 | 31 | 5 | 1 | .346 | .316 | .662 | 15 |
| 2012 | Mahoning Valley | .220 | 60 | 214 | 30 | 47 | 9 | 1 | 2 | 18 | 3 | 0 | 2 | 11 | 50 | 9 | 1 | .299 | .264 | .563 | 13 |
| Minor Lge. Totals | | .270 | 226 | 847 | 129 | 229 | 38 | 8 | 5 | 86 | 7 | 3 | 11 | 52 | 136 | 37 | 8 | .352 | .320 | .671 | 61 |

GOODNIGHT, Michael**RHP**

HEIGHT: 6-4 BATS: R BORN: June 10, 1989 in Houston, TX
 WEIGHT: 235 THROWS: R RESIDES: Houston, TX
 SIGNED BY: Les Pajari OBTAINED: 13th Round Selection by Indians in June, 2010 Draft
 SCHOOL: University of Houston

CAREER HIGHLIGHTS: 2012- Ranked 5th in the organization in innings pitched (145.1)...Ranked T1st in the Carolina League in games started (27)...2011- Finished 3rd in the Midwest League in average against (.219), 3rd in starts (27) and 12th in strikeouts (117)... Named to the Midwest League All-Star Team.

| YEAR | CLUB | W-L | ERA | G | GS | CG | SHO | SV | IP | H | R | ER | HR | HB | BB | SO | WP | BK | AVG | SLG | OBP |
|--------------------------|-----------------|-------------|-------------|-----------|-----------|----------|----------|----------|--------------|------------|------------|------------|-----------|-----------|------------|------------|-----------|----------|-------------|-------------|-------------|
| 2010 | Mahoning Valley | 0-2 | 4.05 | 4 | 4 | 0 | 0 | 0 | 13.1 | 10 | 8 | 6 | 0 | 0 | 10 | 12 | 3 | 0 | .217 | .283 | .351 |
| 2011 | Kinston | 1-0 | 1.69 | 1 | 1 | 0 | 0 | 0 | 5.1 | 3 | 1 | 1 | 0 | 2 | 0 | 6 | 0 | 0 | .176 | .176 | .263 |
| | Lake County | 5-12 | 4.15 | 27 | 27 | 0 | 0 | 0 | 130.0 | 104 | 72 | 60 | 9 | 13 | 66 | 117 | 17 | 2 | .219 | .314 | .329 |
| 2012 | Carolina | 2-13 | 4.64 | 28 | 27 | 0 | 0 | 0 | 145.1 | 151 | 89 | 75 | 8 | 19 | 76 | 101 | 20 | 3 | .278 | .373 | .380 |
| Minor Lge. Totals | | 8-27 | 4.35 | 60 | 59 | 0 | 0 | 0 | 294.0 | 268 | 170 | 142 | 17 | 34 | 152 | 236 | 40 | 5 | .248 | .340 | .355 |

GREENWELL, Bo**OF**

HEIGHT: 5-10 BATS: L BORN: October 15, 1988 in Fort Myers, FL
 WEIGHT: 200 THROWS: L RESIDES: Alva, FL
 SIGNED BY: Mike Soper OBTAINED: 6th Round Selection by Indians in June, 2007 Draft
 SCHOOL: Riverdale HS

CAREER HIGHLIGHTS: Son of former Major Leaguer, Mike Greenwell...2011- Underwent right knee reconstruction following the season that delayed the start of his 2012 season...2010- Finished 2nd among all Indians farmhands in hits (147) and ranked T4th in stolen bases (25)... Named to Midwest League All-Star team.

| YEAR | CLUB | AVG | G | AB | R | H | 2B | 3B | HR | RBI | SH | SF | HBP | BB | SO | SB | CS | SLG | OBP | OPS | E |
|--------------------------|-----------------|-------------|------------|-------------|------------|------------|-----------|-----------|-----------|------------|-----------|----------|-----------|------------|------------|-----------|-----------|-------------|-------------|-------------|----------|
| 2007 | GCL Indians | .215 | 37 | 144 | 12 | 31 | 5 | 0 | 0 | 8 | 0 | 0 | 1 | 16 | 24 | 5 | 4 | .250 | .298 | .548 | 2 |
| 2008 | GCL Indians | .263 | 46 | 160 | 18 | 42 | 8 | 3 | 2 | 14 | 0 | 0 | 1 | 23 | 17 | 4 | 4 | .388 | .359 | .746 | 2 |
| 2009 | Lake County | .290 | 60 | 214 | 29 | 62 | 16 | 1 | 2 | 26 | 4 | 0 | 2 | 21 | 23 | 7 | 3 | .402 | .359 | .761 | 2 |
| | Mahoning Valley | .346 | 7 | 26 | 5 | 9 | 2 | 0 | 0 | 4 | 0 | 0 | 0 | 2 | 2 | 0 | 0 | .423 | .393 | .816 | 0 |
| 2010 | Kinston | .292 | 65 | 240 | 31 | 70 | 9 | 1 | 2 | 21 | 3 | 1 | 3 | 25 | 51 | 10 | 5 | .363 | .364 | .727 | 0 |
| | Lake County | .310 | 66 | 248 | 47 | 77 | 13 | 2 | 4 | 36 | 2 | 2 | 4 | 32 | 34 | 15 | 6 | .427 | .395 | .823 | 2 |
| 2011 | AZL Indians | .692 | 4 | 13 | 4 | 9 | 4 | 0 | 1 | 6 | 0 | 0 | 0 | 2 | 1 | 1 | 0 | 1.231 | .733 | 1.964 | 0 |
| | Kinston | .260 | 65 | 235 | 27 | 61 | 12 | 2 | 3 | 23 | 6 | 2 | 1 | 20 | 30 | 5 | 6 | .366 | .318 | .684 | 1 |
| 2012 | Carolina | .310 | 46 | 171 | 19 | 53 | 10 | 2 | 2 | 17 | 2 | 1 | 3 | 19 | 32 | 5 | 1 | .427 | .387 | .813 | 0 |
| Minor Lge. Totals | | .285 | 396 | 1451 | 192 | 414 | 79 | 11 | 16 | 155 | 17 | 6 | 15 | 160 | 214 | 54 | 29 | .388 | .361 | .749 | 9 |

GUERRERO, Harold E.**LHP**

HEIGHT: 6-4 BATS: L BORN: May 21, 1990 in Santo Domingo, DR
 WEIGHT: 235 THROWS: L RESIDES: Santo Domingo, DR
 SIGNED BY: Modesto Ulloa OBTAINED: Non-Drafted Free Agent (1/21/08)

| YEAR | CLUB | W-L | ERA | G | GS | CG | SHO | SV | IP | H | R | ER | HR | HB | BB | SO | WP | BK | AVG | SLG | OBP |
|--------------------------|-----------------|-------------|-------------|-----------|-----------|----------|----------|----------|--------------|------------|------------|-----------|----------|-----------|-----------|------------|-----------|----------|-------------|-------------|-------------|
| 2008 | DSL Indians | 0-7 | 5.58 | 17 | 7 | 0 | 0 | 0 | 40.1 | 53 | 42 | 25 | 0 | 5 | 24 | 38 | 12 | 0 | .308 | .395 | .404 |
| 2009 | DSL Indians | 1-5 | 2.60 | 13 | 12 | 0 | 0 | 0 | 52.0 | 41 | 30 | 15 | 1 | 5 | 17 | 48 | 5 | 1 | .211 | .268 | .290 |
| 2010 | AZL Indians | 2-2 | 4.21 | 11 | 2 | 0 | 0 | 0 | 25.2 | 14 | 14 | 12 | 1 | 5 | 12 | 33 | 10 | 0 | .156 | .211 | .287 |
| 2011 | Lake County | 0-0 | 1.80 | 2 | 0 | 0 | 0 | 0 | 5.0 | 3 | 1 | 1 | 0 | 2 | 3 | 5 | 1 | 0 | .167 | .222 | .348 |
| | Mahoning Valley | 2-4 | 6.14 | 16 | 7 | 0 | 0 | 0 | 48.1 | 49 | 37 | 33 | 2 | 25 | 36 | 7 | 0 | .265 | .362 | .355 | |
| 2012 | Lake County | 0-0 | 11.57 | 3 | 0 | 0 | 0 | 0 | 2.1 | 2 | 3 | 3 | 0 | 1 | 4 | 7 | 2 | 0 | .222 | .222 | .500 |
| | Mahoning Valley | 0-1 | 4.91 | 4 | 0 | 0 | 0 | 0 | 3.2 | 4 | 5 | 2 | 0 | 1 | 3 | 7 | 3 | 1 | .250 | .438 | .400 |
| Minor Lge. Totals | | 5-19 | 4.62 | 66 | 28 | 0 | 0 | 0 | 177.1 | 166 | 132 | 91 | 4 | 21 | 88 | 174 | 40 | 2 | .243 | .320 | .344 |

PLAYER DEVELOPMENT

HAASE, Eric**CA**

HEIGHT: 5-10

BATS: R

BORN: December 18, 1992 in Detroit, MI

WEIGHT: 180

THROWS: R

RESIDES: Westland, MI

SIGNED BY: Junie Melendez

OBTAINED: 7th Round Selection by Indians in June, 2011 Draft

SCHOOL: Devine Child HS (MI)

| YEAR | CLUB | AVG | G | AB | R | H | 2B | 3B | HR | RBI | SH | SF | HBP | BB | SO | SB | CS | SLG | OBP | OPS | E |
|-------------------|-----------------|------|----|-----|----|----|----|----|----|-----|----|----|-----|----|----|----|----|------|------|------|---|
| 2011 | AZL Indians | .300 | 4 | 10 | 2 | 3 | 0 | 0 | 0 | 2 | 0 | 0 | 0 | 1 | 1 | 0 | 0 | .300 | .364 | .664 | 0 |
| 2012 | AZL Indians | .282 | 28 | 103 | 16 | 29 | 11 | 2 | 3 | 22 | 0 | 1 | 0 | 5 | 29 | 1 | 0 | .515 | .312 | .826 | 6 |
| | Mahoning Valley | .091 | 3 | 11 | 1 | 1 | 0 | 0 | 0 | 0 | 0 | 0 | 0 | 1 | 4 | 0 | 0 | .091 | .167 | .258 | 1 |
| Minor Lge. Totals | | .266 | 35 | 124 | 19 | 33 | 11 | 2 | 3 | 24 | 0 | 1 | 0 | 7 | 34 | 1 | 0 | .460 | .303 | .763 | 7 |

HAMILTON, Nick**INF**

HEIGHT: 6-1

BATS: S

BORN: November 19, 1989 in Columbus, OH

WEIGHT: 200

THROWS: R

RESIDES: Avon Lake, OH

SIGNED BY: Junie Melendez

OBTAINED: 35th Round Selection by Indians in June, 2012 Draft

SCHOOL: Kent State University

CAREER HIGHLIGHTS: Son of Indians broadcaster Tom Hamilton.

| YEAR | CLUB | AVG | G | AB | R | H | 2B | 3B | HR | RBI | SH | SF | HBP | BB | SO | SB | CS | SLG | OBP | OPS | E |
|------|-------------|------|----|----|----|----|----|----|----|-----|----|----|-----|----|----|----|----|------|------|------|---|
| 2012 | AZL Indians | .240 | 17 | 50 | 12 | 12 | 1 | 1 | 0 | 4 | 1 | 0 | 2 | 10 | 8 | 2 | 0 | .300 | .387 | .687 | 4 |

HAMRICK, Caleb**RHP**

HEIGHT: 6-2

BATS: R

BORN: September 25, 1993 in Bedford, TX

WEIGHT: 210

THROWS: R

RESIDES: Cedar Hills, TX

SIGNED BY: Mark Allen

OBTAINED: 8th Round Selection by Indians in June, 2012 Draft

SCHOOL: Cedar Hills HS

| YEAR | CLUB | W-L | ERA | G | GS | CG | SHO | SV | IP | H | R | ER | HR | HB | BB | SO | WP | BK | AVG | SLG | OBP |
|------|-------------|-----|------|---|----|----|-----|----|-----|---|---|----|----|----|----|----|----|----|------|------|------|
| 2012 | AZL Indians | 0-1 | 3.24 | 5 | 0 | 0 | 0 | 0 | 8.1 | 7 | 3 | 3 | 0 | 0 | 2 | 6 | 1 | 0 | .241 | .310 | .290 |

HANKINS, Todd**2B**

HEIGHT: 5-9

BATS: R

BORN: November 18, 1990 in Orlando, FL

WEIGHT: 175

THROWS: R

RESIDES: Oviedo, FL

SIGNED BY: Mike Soper

OBTAINED: 15th Round Selection by Indians in June, 2011 Draft

SCHOOL: Seminole Community College

CAREER HIGHLIGHTS: 2012-Led the organization with 33 stolen bases

| YEAR | CLUB | AVG | G | AB | R | H | 2B | 3B | HR | RBI | SH | SF | HBP | BB | SO | SB | CS | SLG | OBP | OPS | E |
|-------------------|-----------------|------|-----|-----|----|-----|----|----|----|-----|----|----|-----|----|-----|----|----|------|------|------|----|
| 2011 | Mahoning Valley | .246 | 65 | 240 | 42 | 59 | 10 | 2 | 4 | 43 | 1 | 6 | 5 | 23 | 50 | 14 | 4 | .354 | .318 | .672 | 7 |
| 2012 | Lake County | .243 | 78 | 268 | 40 | 65 | 11 | 5 | 2 | 26 | 1 | 2 | 3 | 34 | 79 | 30 | 3 | .343 | .332 | .676 | 12 |
| | Carolina | .218 | 24 | 78 | 9 | 17 | 4 | 1 | 3 | 11 | 0 | 0 | 2 | 9 | 28 | 3 | 1 | .410 | .315 | .725 | 2 |
| Minor Lge. Totals | | .241 | 167 | 586 | 91 | 141 | 25 | 8 | 9 | 80 | 2 | 8 | 10 | 66 | 157 | 47 | 8 | .357 | .324 | .681 | 21 |

HASHIMOTO, Naoki**RHP**

HEIGHT: 5-11

BATS: R

BORN: June 7, 1990 in Nishinomiya, Japan

WEIGHT: 180

THROWS: R

RESIDES: Awaji, Japan

SIGNED BY: Dave DeFreitas

OBTAINED: Non-Drafted Free Agent (6/18/12)

HEAD, Louis**RHP**

HEIGHT: 6-1

BATS: R

BORN: April 23, 1990 in Houston, TX

WEIGHT: 180

THROWS: R

RESIDES: Katy, TX

SIGNED BY: Kyle Van Hook

OBTAINED: 18th Round Selection by Indians in June, 2012 Draft

SCHOOL: Texas State University

| YEAR | CLUB | W-L | ERA | G | GS | CG | SHO | SV | IP | H | R | ER | HR | HB | BB | SO | WP | BK | AVG | SLG | OBP |
|-------------------|-----------------|-----|------|----|----|----|-----|----|------|----|----|----|----|----|----|----|----|----|------|------|------|
| 2012 | Mahoning Valley | 0-2 | 2.03 | 7 | 0 | 0 | 0 | 3 | 13.1 | 10 | 4 | 3 | 0 | 0 | 1 | 15 | 0 | 0 | .204 | .224 | .220 |
| | Lake County | 2-0 | 3.78 | 15 | 0 | 0 | 0 | 0 | 33.1 | 38 | 21 | 14 | 6 | 1 | 7 | 28 | 4 | 0 | .275 | .514 | .313 |
| Minor Lge. Totals | | 2-2 | 3.28 | 22 | 0 | 0 | 0 | 3 | 46.2 | 48 | 25 | 17 | 6 | 1 | 8 | 43 | 4 | 0 | .257 | .439 | .289 |

HENRY, Jordan**OF**

HEIGHT: 6-0 BATS: L
 WEIGHT: 175 THROWS: R
 SIGNED BY: Chuck Bartlett
 SCHOOL: University of Mississippi

BORN: June 13, 1988 in Houston, TX
 RESIDES: Vicksburg, MS
 OBTAINED: 8th Round Selection by Indians in June, 2009 Draft

CAREER HIGHLIGHTS: **2011-** Ranked 6th in the Eastern League in stolen bases (33) and T5th in walks (69)...Underwent knee surgery after the season... **2010-** Finished 3rd among all Indians farmhands in average (.312), hits (140) and stolen bases (29)...Ranked as the 19th best prospect in the Carolina League by *Baseball America* following the season... **2009-** Led the New York-Penn League in on-base percentage (.408), was 2nd in walks (49) and T2nd in runs scored (48)... Named to the New York-Penn League All-Star team.

| YEAR | CLUB | AVG | G | AB | R | H | 2B | 3B | HR | RBI | SH | SF | HBP | BB | SO | SB | CS | SLG | OBP | OPS | E |
|--------------------------|-----------------|-------------|------------|-------------|------------|------------|-----------|----------|----------|------------|-----------|----------|----------|------------|------------|-----------|-----------|-------------|-------------|-------------|-----------|
| 2009 | Mahoning Valley | .286 | 67 | 248 | 48 | 71 | 12 | 0 | 0 | 23 | 7 | 0 | 2 | 49 | 37 | 22 | 1 | .335 | .408 | .743 | 1 |
| 2010 | Kinston | .333 | 42 | 162 | 32 | 54 | 4 | 0 | 0 | 13 | 1 | 0 | 0 | 30 | 27 | 14 | 2 | .358 | .438 | .796 | 2 |
| | Akron | .300 | 74 | 287 | 45 | 86 | 8 | 4 | 0 | 16 | 4 | 0 | 0 | 46 | 59 | 15 | 4 | .355 | .396 | .752 | 3 |
| 2011 | Akron | .256 | 119 | 454 | 66 | 116 | 7 | 2 | 0 | 33 | 4 | 0 | 0 | 69 | 75 | 33 | 12 | .280 | .354 | .633 | 3 |
| 2012 | Akron | .278 | 73 | 248 | 33 | 69 | 6 | 1 | 0 | 16 | 6 | 2 | 1 | 33 | 31 | 8 | 4 | .310 | .363 | .673 | 2 |
| Minor Lge. Totals | | .283 | 375 | 1399 | 224 | 396 | 37 | 7 | 0 | 101 | 22 | 2 | 3 | 227 | 229 | 92 | 23 | .320 | .384 | .703 | 11 |

HERRERA, Juan**SS**

HEIGHT: 5-11 BATS: R
 WEIGHT: 165 THROWS: R
 SIGNED BY: Ramon Pena & Claudio Brito

BORN: June 28, 1993 in Bani, DR
 RESIDES: Bani, DR
 OBTAINED: Non-Drafted Free Agent (10/6/10)

| YEAR | CLUB | AVG | G | AB | R | H | 2B | 3B | HR | RBI | SH | SF | HBP | BB | SO | SB | CS | SLG | OBP | OPS | E |
|--------------------------|-------------|-------------|-----------|------------|-----------|-----------|-----------|----------|----------|-----------|----------|----------|----------|-----------|-----------|-----------|----------|-------------|-------------|-------------|-----------|
| 2011 | DSL Indians | .297 | 58 | 192 | 30 | 57 | 11 | 2 | 1 | 20 | 2 | 3 | 7 | 22 | 27 | 7 | 5 | .391 | .384 | .775 | 9 |
| 2012 | AZL Indians | .283 | 39 | 138 | 28 | 39 | 11 | 2 | 0 | 15 | 1 | 2 | 1 | 26 | 35 | 8 | 2 | .391 | .395 | .787 | 11 |
| Minor Lge. Totals | | .291 | 97 | 330 | 58 | 96 | 22 | 4 | 1 | 35 | 3 | 5 | 8 | 48 | 62 | 15 | 7 | .391 | .389 | .780 | 20 |

HOLT, Tyler**OF**

HEIGHT: 5-10 BATS: R
 WEIGHT: 187 THROWS: R
 SIGNED BY: Brad Tyler
 SCHOOL: Florida State University

BORN: March 10, 1989 in Marion, IN
 RESIDES: Gainseville, FL
 OBTAINED: 10th Round Selection by Indians in June, 2010 Draft

CAREER HIGHLIGHTS: **2012-** Ranked 3rd in Indians PDS with 29 SB and T4th with 77 runs scored...Following the season, played for the Scottsdale Scorpions in the prestigious Arizona Fall League...Following the season, was named the organization's Best Defensive Outfielder in *Baseball America's* Best Tools survey... **2011-** Led Carolina League in walks (78) and also ranked among leaders in OBP (2nd, .365) and SB (3rd, 34).

| YEAR | CLUB | AVG | G | AB | R | H | 2B | 3B | HR | RBI | SH | SF | HBP | BB | SO | SB | CS | SLG | OBP | OPS | E |
|--------------------------|-------------|-------------|------------|-------------|------------|------------|-----------|-----------|----------|-----------|-----------|----------|----------|------------|------------|-----------|-----------|-------------|-------------|-------------|----------|
| 2010 | Lake County | .286 | 22 | 70 | 12 | 20 | 8 | 2 | 0 | 8 | 1 | 2 | 1 | 15 | 12 | 5 | 3 | .457 | .409 | .866 | 0 |
| 2011 | Kinston | .254 | 123 | 449 | 66 | 114 | 18 | 4 | 2 | 26 | 5 | 2 | 2 | 78 | 106 | 34 | 6 | .325 | .365 | .690 | 4 |
| 2012 | Carolina | .263 | 81 | 316 | 48 | 83 | 10 | 7 | 0 | 22 | 4 | 0 | 4 | 38 | 62 | 16 | 8 | .339 | .349 | .688 | 2 |
| | Akron | .250 | 55 | 216 | 29 | 54 | 5 | 2 | 0 | 12 | 6 | 1 | 1 | 24 | 41 | 13 | 4 | .292 | .326 | .618 | 2 |
| Minor Lge. Totals | | .258 | 281 | 1051 | 155 | 271 | 41 | 15 | 2 | 68 | 16 | 5 | 8 | 155 | 221 | 68 | 21 | .331 | .356 | .687 | 8 |

HOMBLERT, Rafael**RHP**

HEIGHT: 6-6 BATS: R
 WEIGHT: 183 THROWS: R
 SIGNED BY: Ramon Pena, Felix Nivar & Claudio Brito

BORN: September 4, 1991 in Santo Domingo, DR
 RESIDES: San Cristobal, DR
 OBTAINED: Non-Drafted Free Agent (11/11/09)

| YEAR | CLUB | W-L | ERA | G | GS | CG | SHO | SV | IP | H | R | ER | HR | HB | BB | SO | WP | BK | AVG | SLG | OBP |
|--------------------------|-----------------|------------|-------------|-----------|----------|----------|----------|----------|--------------|------------|-----------|-----------|----------|----------|-----------|-----------|-----------|----------|-------------|-------------|-------------|
| 2010 | AZL Indians | 0-1 | 5.93 | 18 | 0 | 0 | 0 | 0 | 27.1 | 33 | 22 | 18 | 0 | 1 | 17 | 30 | 6 | 0 | .303 | .413 | .398 |
| | DSL Indians | 0-1 | 2.84 | 3 | 2 | 0 | 0 | 0 | 12.2 | 13 | 9 | 4 | 0 | 1 | 5 | 9 | 3 | 0 | .255 | .412 | .328 |
| 2011 | AZL Indians | 2-3 | 3.80 | 15 | 3 | 0 | 0 | 1 | 42.2 | 44 | 29 | 18 | 3 | 3 | 20 | 33 | 7 | 2 | .278 | .399 | .368 |
| 2012 | Mahoning Valley | 3-2 | 2.35 | 24 | 0 | 0 | 0 | 2 | 30.2 | 36 | 10 | 8 | 1 | 2 | 8 | 21 | 5 | 0 | .300 | .358 | .354 |
| Minor Lge. Totals | | 5-7 | 3.81 | 60 | 5 | 0 | 0 | 3 | 113.1 | 126 | 70 | 48 | 4 | 7 | 50 | 93 | 21 | 2 | .288 | .393 | .368 |

HOWARD, Dillon**RHP**

HEIGHT: 6-4 BATS: R BORN: July 1, 1992 in Little Rock, AR
 WEIGHT: 210 THROWS: R RESIDES: Searcy, AR
 SIGNED BY: Steve Abney OBTAINED: 2nd Round Selection (67th overall) by Indians in June, 2011 Draft
 SCHOOL: Searcy HS (AR)

CAREER HIGHLIGHTS: Enters the season as the #10 ranked prospect in the Indians organization according to MLB.com...**2012-** Entered the season as the #2 ranked prospect in the Indians organization according to *Baseball America*.

| YEAR | CLUB | W-L | ERA | G | GS | CG | SHO | SV | IP | H | R | ER | HR | HB | BB | SO | WP | BK | AVG | SLG | OBP |
|------|-------------|-----|------|----|----|----|-----|----|------|----|----|----|----|----|----|----|----|----|------|------|------|
| 2012 | AZL Indians | 1-7 | 7.90 | 12 | 10 | 0 | 0 | 0 | 41.0 | 65 | 53 | 36 | 3 | 3 | 18 | 35 | 9 | 0 | .348 | .487 | .410 |

HUBBARD, Antwonie**RHP**

HEIGHT: 6-3 BATS: R BORN: July 30, 1988 in Texarkana, TX
 WEIGHT: 267 THROWS: R RESIDES: Hooks, TX
 SIGNED BY: Kevin Cullen OBTAINED: 26th Round Selection by Indians in June, 2009 Draft
 SCHOOL: University of Oklahoma

CAREER HIGHLIGHTS: **2012-** Finished rehabbing right UCL repair on June 2...made first appearance June 15...Battled right triceps tendonopathy the remainder of the year...**2011-** Spent the entire season rehabbing from right elbow UCL reconstruction.

| YEAR | CLUB | W-L | ERA | G | GS | CG | SHO | SV | IP | H | R | ER | HR | HB | BB | SO | WP | BK | AVG | SLG | OBP |
|--------------------------|-----------------|------------|-------------|-----------|----------|----------|----------|----------|-----------------------|-----------|-----------|-----------|----------|----------|-----------|-----------|-----------|----------|-------------|-------------|-------------|
| 2009 | AZL Indians | 0-0 | 9.00 | 1 | 0 | 0 | 0 | 0 | 1.0 | 1 | 1 | 1 | 0 | 0 | 2 | 0 | 0 | | .250 | 1.000 | .250 |
| | Mahoning Valley | 2-0 | 2.05 | 13 | 0 | 0 | 0 | 1 | 26.1 | 16 | 6 | 6 | 0 | 1 | 10 | 26 | 2 | 1 | .172 | 1.94 | .260 |
| 2010 | Lake County | 2-0 | 3.05 | 22 | 0 | 0 | 0 | 2 | 44.1 | 39 | 16 | 15 | 0 | 3 | 16 | 43 | 6 | 0 | .235 | .307 | .312 |
| 2011 | | | | | | | | | INJURED--DID NOT PLAY | | | | | | | | | | | | |
| 2012 | Lake County | 1-0 | 2.21 | 13 | 0 | 0 | 0 | 0 | 20.1 | 14 | 7 | 5 | 4 | 3 | 8 | 13 | 3 | 0 | .209 | .418 | .313 |
| | Carolina | 0-0 | 0.00 | 1 | 0 | 0 | 0 | 0 | 1.0 | 0 | 0 | 0 | 0 | 1 | 0 | 0 | 0 | 0 | .000 | .000 | .250 |
| Minor Lge. Totals | | 5-0 | 2.61 | 50 | 0 | 0 | 0 | 3 | 93.0 | 70 | 30 | 27 | 5 | 8 | 34 | 84 | 11 | 1 | .210 | .303 | .297 |

JIMENEZ, Daniel**LHP**

HEIGHT: 6-2 BATS: L BORN: September 23, 1989 in Park Ridge, IL
 WEIGHT: 215 THROWS: L RESIDES: Park Ridge, IL
 SIGNED BY: Corteze Armstrong OBTAINED: 23rd Round Selection by Indians in June, 2009 Draft
 SCHOOL: John A. Logan College (IL)

CAREER HIGHLIGHTS: **2012-** Missed time with a left hand fracture suffered on March 22...**2011-** Posted the 2nd-best ERA in the Indians farm system and 5th lowest in the New York-Penn League (2.39).

| YEAR | CLUB | W-L | ERA | G | GS | CG | SHO | SV | IP | H | R | ER | HR | HB | BB | SO | WP | BK | AVG | SLG | OBP |
|--------------------------|-----------------|--------------|-------------|-----------|-----------|----------|----------|----------|--------------|------------|------------|-----------|-----------|----------|-----------|------------|-----------|----------|-------------|-------------|-------------|
| 2009 | AZL Indians | 4-1 | 3.68 | 11 | 1 | 0 | 0 | 0 | 36.2 | 33 | 16 | 15 | 3 | 1 | 14 | 25 | 4 | 0 | .248 | .353 | .322 |
| 2010 | AZL Indians | 3-3 | 3.42 | 12 | 8 | 0 | 0 | 0 | 55.1 | 62 | 28 | 21 | 4 | 1 | 7 | 44 | 5 | 0 | .281 | .407 | .304 |
| 2011 | Mahoning Valley | 4-3 | 2.39 | 17 | 12 | 0 | 0 | 0 | 71.2 | 66 | 30 | 19 | 1 | 2 | 24 | 50 | 5 | 0 | .241 | .307 | .306 |
| 2012 | AZL Indians | 0-0 | 0.00 | 2 | 0 | 0 | 0 | 0 | 3.0 | 0 | 0 | 0 | 0 | 0 | 0 | 3 | 0 | 0 | .000 | .000 | .000 |
| | Lake County | 2-4 | 5.28 | 9 | 7 | 1 | 0 | 0 | 46.0 | 45 | 30 | 27 | 5 | 2 | 12 | 33 | 5 | 2 | .262 | .419 | .314 |
| Minor Lge. Totals | | 13-11 | 3.47 | 51 | 28 | 1 | 0 | 0 | 212.2 | 206 | 104 | 82 | 13 | 6 | 57 | 155 | 19 | 2 | .255 | .362 | .307 |

JIMENEZ, Francisco**LHP**

HEIGHT: 5-11 BATS: L BORN: October 2, 1988 in La Vega, DR
 WEIGHT: 188 THROWS: L RESIDES: La Vega, DR
 SIGNED BY: Junior Betances OBTAINED: Non-Drafted Free Agent (8/1/07)

| YEAR | CLUB | W-L | ERA | G | GS | CG | SHO | SV | IP | H | R | ER | HR | HB | BB | SO | WP | BK | AVG | SLG | OBP |
|--------------------------|-------------|--------------|-------------|------------|-----------|----------|----------|----------|--------------|------------|------------|------------|-----------|-----------|------------|------------|-----------|----------|-------------|-------------|-------------|
| 2007 | DSL Indians | 0-0 | 13.50 | 3 | 0 | 0 | 0 | 0 | 4.0 | 7 | 8 | 6 | 0 | 1 | 3 | 4 | 0 | 0 | .318 | .409 | .423 |
| 2008 | DSL Indians | 4-1 | 2.84 | 19 | 7 | 0 | 0 | 1 | 63.1 | 62 | 27 | 20 | 1 | 4 | 15 | 67 | 6 | 1 | .256 | .331 | .310 |
| 2009 | Lake County | 7-0 | 2.35 | 14 | 0 | 0 | 0 | 1 | 30.2 | 26 | 10 | 8 | 0 | 1 | 6 | 34 | 4 | 0 | .226 | .313 | .270 |
| | AZL Indians | 1-0 | 2.16 | 5 | 1 | 0 | 0 | 0 | 16.2 | 14 | 4 | 4 | 1 | 0 | 1 | 25 | 1 | 0 | .237 | .339 | .246 |
| 2010 | Columbus | 0-0 | 27.00 | 1 | 0 | 0 | 0 | 0 | 1.2 | 8 | 6 | 5 | 0 | 0 | 1 | 0 | 1 | 0 | .667 | .750 | .692 |
| | Lake County | 8-1 | 3.59 | 35 | 2 | 0 | 0 | 1 | 80.1 | 79 | 34 | 32 | 7 | 3 | 21 | 72 | 5 | 0 | .262 | .394 | .312 |
| 2011 | Kinston | 4-3 | 3.23 | 26 | 7 | 0 | 0 | 0 | 69.2 | 69 | 29 | 25 | 4 | 1 | 23 | 75 | 3 | 0 | .266 | .386 | .326 |
| | Lake County | 2-0 | 2.37 | 6 | 0 | 0 | 0 | 0 | 19.0 | 10 | 5 | 5 | 0 | 2 | 4 | 16 | 2 | 0 | .156 | .203 | .225 |
| 2012 | Carolina | 8-8 | 5.19 | 26 | 21 | 1 | 0 | 0 | 112.2 | 131 | 71 | 65 | 9 | 4 | 57 | 64 | 10 | 0 | .300 | .444 | .379 |
| | Akron | 0-1 | 12.27 | 1 | 1 | 0 | 0 | 0 | 3.2 | 7 | 5 | 5 | 0 | 0 | 1 | 2 | 1 | 0 | .389 | .500 | .421 |
| Minor Lge. Totals | | 34-14 | 3.92 | 136 | 39 | 1 | 0 | 3 | 401.2 | 413 | 199 | 175 | 22 | 16 | 132 | 359 | 33 | 1 | .270 | .385 | .331 |

JIMENEZ, Luis**RHP**

HEIGHT: 6-4 BATS: R BORN: January 2, 1995 in Yaguata, DR
 WEIGHT: 170 THROWS: R RESIDES: Yaguata, DR
 SIGNED BY: N/A OBTAINED: Non-Drafted Free Agent (1/11/13)

JOHNSON, Jeff**RHP**

HEIGHT: 6-0 BATS: R BORN: February 9, 1990 in Thousand Oaks, CA
 WEIGHT: 200 THROWS: R RESIDES: Thousand Oaks, CA
 SIGNED BY: Vince Sagisi OBTAINED: 10th Round Selection by Indians in June, 2011 Draft
 SCHOOL: Cal Poly San Luis Obispo

CAREER HIGHLIGHTS: 2012- Ranked 2nd in the Indians Player Development System with 16 saves and ranked T2nd with 45 appearances... Ranked 6th in the Midwest League in saves (15).

| YEAR | CLUB | W-L | ERA | G | GS | CG | SHO | SV | IP | H | R | ER | HR | HB | BB | SO | WP | BK | AVG | SLG | OBP |
|-------------------|-------------|-----|------|----|----|----|-----|----|------|----|----|----|----|----|----|----|----|----|------|------|------|
| 2012 | Lake County | 4-3 | 3.92 | 36 | 0 | 0 | 0 | 15 | 41.1 | 32 | 20 | 18 | 1 | 3 | 18 | 57 | 2 | 1 | .208 | .279 | .303 |
| | Carolina | 0-2 | 4.15 | 9 | 0 | 0 | 0 | 1 | 17.1 | 13 | 8 | 8 | 1 | 0 | 3 | 18 | 0 | 1 | .217 | .317 | .250 |
| Minor Lge. Totals | | 4-5 | 3.99 | 45 | 0 | 0 | 0 | 16 | 58.2 | 45 | 28 | 26 | 2 | 3 | 21 | 75 | 2 | 2 | .210 | .290 | .289 |

JONES, Hunter**INF/OF**

HEIGHT: 6-0 BATS: R BORN: August 17, 1991 in Seattle, WA
 WEIGHT: 181 THROWS: R RESIDES: Lakewood, CA
 SIGNED BY: Jason Smith OBTAINED: 11th Round Selection by Indians in June, 2010 Draft
 SCHOOL: Lakewood HS (CA)

| YEAR | CLUB | AVG | G | AB | R | H | 2B | 3B | HR | RBI | SH | SF | HBP | BB | SO | SB | CS | SLG | OBP | OPS | E |
|-------------------|-----------------|------|----|-----|----|----|----|----|----|-----|----|----|-----|----|----|----|----|------|------|------|---|
| 2010 | AZL Indians | .190 | 11 | 42 | 4 | 8 | 0 | 0 | 0 | 1 | 0 | 0 | 1 | 5 | 13 | 5 | 0 | .190 | .292 | .482 | 2 |
| 2011 | AZL Indians | .257 | 23 | 74 | 5 | 19 | 2 | 1 | 0 | 9 | 1 | 2 | 0 | 9 | 9 | 5 | 2 | .311 | .329 | .640 | 1 |
| 2012 | Mahoning Valley | .230 | 52 | 174 | 17 | 40 | 5 | 2 | 0 | 11 | 6 | 0 | 1 | 12 | 41 | 3 | 3 | .282 | .283 | .565 | 2 |
| Minor Lge. Totals | | .231 | 86 | 290 | 26 | 67 | 7 | 3 | 0 | 21 | 7 | 2 | 2 | 26 | 63 | 13 | 5 | .276 | .296 | .572 | 5 |

KELLY, Jairo**INF**

HEIGHT: 6-0 BATS: S BORN: September 20, 1992 in Santiago, DR
 WEIGHT: 170 THROWS: R RESIDES: Santiago, DR
 SIGNED BY: Lino Diaz OBTAINED: Non-Drafted Free Agent (7/14/09)

CAREER HIGHLIGHTS: 2010- Finished T3rd in the Dominican Summer League in triples (8).

| YEAR | CLUB | AVG | G | AB | R | H | 2B | 3B | HR | RBI | SH | SF | HBP | BB | SO | SB | CS | SLG | OBP | OPS | E |
|-------------------|-----------------|------|-----|-----|----|-----|----|----|----|-----|----|----|-----|----|-----|----|----|------|------|------|----|
| 2010 | DSL Indians | .250 | 61 | 212 | 35 | 53 | 8 | 8 | 0 | 26 | 2 | 2 | 2 | 30 | 47 | 14 | 7 | .363 | .346 | .709 | 19 |
| 2011 | AZL Indians | .278 | 15 | 54 | 6 | 15 | 1 | 2 | 0 | 3 | 0 | 1 | 1 | 7 | 16 | 2 | 1 | .370 | .365 | .735 | 4 |
| 2012 | Mahoning Valley | .212 | 42 | 170 | 16 | 36 | 5 | 2 | 1 | 19 | 1 | 0 | 5 | 11 | 68 | 2 | 3 | .282 | .280 | .562 | 13 |
| | AZL Indians | .240 | 7 | 25 | 6 | 6 | 1 | 0 | 0 | 2 | 0 | 0 | 0 | 2 | 11 | 3 | 0 | .280 | .296 | .576 | 5 |
| Minor Lge. Totals | | .239 | 125 | 461 | 63 | 110 | 15 | 12 | 1 | 50 | 3 | 3 | 8 | 50 | 142 | 21 | 11 | .330 | .322 | .652 | 41 |

KOBAYASHI, Kota**RHP**

HEIGHT: 6-1 BATS: R BORN: September 1, 1991 in Tokyo, Japan
 WEIGHT: 175 THROWS: R RESIDES: Tokyo, Japan
 SIGNED BY: Dave DeFreitas OBTAINED: Non-Drafted Free Agent (11/30/12)

LANDIS, Kyle**RHP****HEIGHT: 6-0****BATS: R****BORN: May 30, 1986 in Berwick, PA****WEIGHT: 185****THROWS: R****RESIDES: Drums, PA****SIGNED BY: Bob Mayer****OBTAINED: 18th Round Selection by Indians in June, 2007 Draft****SCHOOL: University of Pittsburgh**

CAREER HIGHLIGHTS: **2012-** Named to the Eastern League Mid-Season All-Star team...**2011-** Ranked T7th in the Carolina League in wins (9)...**2010-** Missed the entire year with a right upper arm nerve traction injury...**2009-** Led the Indians Player Development System in appearances (52)...**2008-** Ranked 5th in the Indians Player Development System in saves (6) ... **2007-** Named to the New York-Penn League All-Star team.

| YEAR | CLUB | W-L | ERA | G | GS | CG | SHO | SV | IP | H | R | ER | HR | HB | BB | SO | WP | BK | AVG | SLG | OBP |
|--------------------------|-----------------------|--------------|-------------|------------|----------|----------|----------|-----------|--------------|------------|------------|-----------|-----------|-----------|-----------|------------|----------|----------|-------------|-------------|-------------|
| 2007 | Mahoning Valley | 1-0 | 0.33 | 20 | 0 | 0 | 0 | 6 | 27.1 | 17 | 4 | 1 | 1 | 3 | 10 | 37 | 2 | 0 | .170 | .230 | .263 |
| 2008 | Kinston | 0-2 | 10.64 | 7 | 0 | 0 | 0 | 0 | 11.0 | 16 | 13 | 13 | 2 | 2 | 6 | 9 | 1 | 1 | .333 | .521 | .429 |
| | Lake County | 2-1 | 1.97 | 38 | 1 | 0 | 0 | 6 | 59.1 | 47 | 14 | 13 | 5 | 5 | 20 | 73 | 3 | 1 | .218 | .338 | .298 |
| 2009 | Kinston | 2-4 | 3.05 | 44 | 0 | 0 | 0 | 8 | 59.0 | 53 | 24 | 20 | 5 | 3 | 17 | 64 | 2 | 2 | .238 | .354 | .298 |
| | Lake County | 2-0 | 1.64 | 8 | 0 | 0 | 0 | 1 | 11.0 | 9 | 2 | 2 | 0 | 0 | 4 | 12 | 0 | 0 | .220 | .268 | .283 |
| 2010 | INJURED--DID NOT PLAY | | | | | | | | | | | | | | | | | | | | |
| 2011 | Lake County | 0-0 | 0.00 | 1 | 0 | 0 | 0 | 0 | 1.0 | 0 | 0 | 0 | 0 | 0 | 0 | 1 | 0 | 0 | .000 | .000 | .000 |
| | Akron | 1-0 | 4.38 | 9 | 0 | 0 | 0 | 0 | 12.1 | 19 | 6 | 6 | 1 | 2 | 4 | 12 | 0 | 0 | .352 | .500 | .417 |
| | Kinston | 9-2 | 2.15 | 32 | 0 | 0 | 0 | 3 | 50.1 | 33 | 12 | 12 | 5 | 2 | 9 | 61 | 0 | 1 | .191 | .318 | .237 |
| 2012 | Akron | 6-4 | 3.55 | 41 | 0 | 0 | 2 | 66.0 | 67 | 26 | 26 | 5 | 3 | 13 | 55 | 1 | 0 | .271 | .409 | .311 | |
| | Columbus | 0-0 | 6.00 | 1 | 0 | 0 | 0 | 0 | 3.0 | 2 | 2 | 2 | 1 | 0 | 1 | 2 | 0 | 0 | .182 | .455 | .250 |
| Minor Lge. Totals | | 23-13 | 2.85 | 201 | 1 | 0 | 0 | 26 | 300.1 | 263 | 103 | 95 | 25 | 20 | 84 | 326 | 9 | 5 | .236 | .358 | .298 |

LATIMORE, Quincy**OF****HEIGHT: 5-11****BATS: R****BORN: February 3, 1989 in Raleigh, NC****WEIGHT: 175****THROWS: R****RESIDES: Apex, NC****SIGNED BY: Greg Schilz (Pirates)****OBTAINED: Acquired from the Pittsburgh Pirates in exchange for RHP Jeanmar****SCHOOL: Middle Creek HS (NC)****Gomez (1/9/13)**

CAREER HIGHLIGHTS: **2012-** Ranked 6th in the Pirates organization with 71 RBI...**2011-** Rated by *Baseball America* as the Best Hitter for Average in the system prior to the season...**2010-** Led in the Pirates organization in RBI (100) and ranked 2nd in home runs (19)... Led the Florida State League in RBI and total bases (230) and ranked among the league leaders in home runs (2nd), extra-base hits (52, 2nd), games (134, 3rd), at-bats (518, 3rd), runs scored (84, 3rd) and hits (138, 5th)... Became 5th player in Florida State League history to hit 3 grand slams in a season... Became 10th Pirates minor leaguer to produce 100 RBI in a season since 1995... Named to Florida State League Mid- and Postseason All-Star teams... Following the season, played for Adelaide Bite in the Australian Winter League...**2009-** Ranked 4th in the Pirates organization in RBI (70) and ranked T2nd in the South Atlantic League in triples (10)... Named South Atlantic League Batter of the Week for May 4-11...**2007-** 4th Round Selection by Pirates in June Draft

| YEAR | CLUB | AVG | G | AB | R | H | 2B | 3B | HR | RBI | SH | SF | HBP | BB | SO | SB | CS | SLG | OBP | OPS | E |
|--------------------------|---------------|-------------|------------|-------------|------------|------------|------------|-----------|-----------|------------|-----------|-----------|-----------|------------|------------|-----------|-----------|-------------|-------------|-------------|-----------|
| 2007 | GCL Pirates | .257 | 45 | 171 | 29 | 44 | 9 | 2 | 3 | 17 | 0 | 0 | 9 | 16 | 25 | 13 | 4 | .386 | .352 | .738 | 1 |
| 2008 | State College | .244 | 59 | 221 | 25 | 54 | 14 | 5 | 3 | 20 | 1 | 1 | 0 | 13 | 53 | 6 | 4 | .394 | .285 | .679 | 6 |
| 2009 | West Virginia | .251 | 118 | 479 | 63 | 120 | 24 | 10 | 11 | 70 | 1 | 2 | 8 | 23 | 116 | 3 | 3 | .411 | .295 | .706 | 14 |
| 2010 | Bradenton | .266 | 134 | 518 | 84 | 138 | 31 | 2 | 19 | 100 | 1 | 7 | 17 | 30 | 136 | 11 | 1 | .444 | .323 | .767 | 7 |
| 2011 | Altoona | .239 | 128 | 457 | 52 | 109 | 32 | 1 | 15 | 59 | 4 | 7 | 8 | 33 | 140 | 7 | 8 | .411 | .297 | .708 | 8 |
| 2012 | Altoona | .252 | 126 | 413 | 52 | 104 | 24 | 3 | 15 | 71 | 4 | 2 | 5 | 38 | 105 | 10 | 8 | .433 | .321 | .754 | 12 |
| Minor Lge. Totals | | .252 | 610 | 2259 | 305 | 569 | 134 | 23 | 66 | 337 | 11 | 19 | 47 | 153 | 575 | 50 | 28 | .419 | .310 | .729 | 48 |

LAVISKY, Alex**CA****HEIGHT: 6-1****BATS: R****BORN: January 13, 1991 in Middleburg Hts., OH****WEIGHT: 209****THROWS: R****RESIDES: Lakewood, OH****SIGNED BY: Junie Melendez****OBTAINED: 8th Round Selection by Indians in June, 2010 Draft****SCHOOL: St. Edward High School (OH)**

| YEAR | CLUB | AVG | G | AB | R | H | 2B | 3B | HR | RBI | SH | SF | HBP | BB | SO | SB | CS | SLG | OBP | OPS | E |
|--------------------------|-----------------|-------------|------------|------------|-----------|------------|-----------|----------|-----------|------------|----------|----------|-----------|-----------|------------|----------|----------|-------------|-------------|-------------|-----------|
| 2010 | AZL Indians | .200 | 5 | 15 | 0 | 3 | 0 | 0 | 0 | 0 | 0 | 0 | 0 | 0 | 7 | 0 | 0 | .200 | .200 | .400 | 0 |
| 2011 | Mahoning Valley | .201 | 68 | 259 | 29 | 52 | 18 | 0 | 5 | 28 | 0 | 0 | 7 | 20 | 71 | 0 | 1 | .328 | .276 | .604 | 7 |
| | Lake County | .207 | 49 | 184 | 19 | 38 | 10 | 0 | 8 | 24 | 3 | 0 | 2 | 9 | 66 | 0 | 1 | .391 | .251 | .643 | 2 |
| 2012 | Lake County | .246 | 93 | 342 | 44 | 84 | 18 | 0 | 12 | 49 | 3 | 4 | 2 | 34 | 95 | 2 | 0 | .404 | .314 | .718 | 5 |
| Minor Lge. Totals | | .221 | 215 | 800 | 92 | 177 | 46 | 0 | 25 | 101 | 6 | 4 | 11 | 63 | 239 | 2 | 2 | .373 | .286 | .658 | 14 |

LAWSON, Matt**INF**

HEIGHT: 6-0 BATS: R BORN: November 18, 1985 in Springfield, MO
 WEIGHT: 195 THROWS: R RESIDES: Springfield, MO
 SIGNED BY: N/A OBTAINED: Acquired from the Seattle Mariners on March 12, 2011 in exchange for
 SCHOOL: Missouri State University LHP Aaron Laffey

CAREER HIGHLIGHTS: 2010-Acquired by Seattle on July 9 along with INF Justin Smoak, RHP Josh Lueke and RHP Blake Bleavan in exchange for LHP Cliff Lee and RHP Mark Lowe...Named to Texas League All-Star game...2009-Named to California League All-Star team...Named the Best Defensive Second Baseman in the California League according to *Baseball America*.

| YEAR | CLUB | AVG | G | AB | R | H | 2B | 3B | HR | RBI | SH | SF | HBP | BB | SO | SB | CS | SLG | OBP | OPS | E |
|--------------------------|-------------|-------------|------------|-------------|------------|------------|-----------|-----------|-----------|------------|-----------|-----------|-----------|------------|------------|-----------|-----------|-------------|-------------|-------------|-----------|
| 2007 | Spokane | .295 | 56 | 224 | 32 | 66 | 10 | 4 | 2 | 27 | 4 | 2 | 8 | 16 | 48 | 11 | 8 | .402 | .360 | .762 | 9 |
| 2008 | Clinton | .251 | 100 | 362 | 57 | 91 | 15 | 2 | 6 | 25 | 11 | 1 | 3 | 35 | 79 | 18 | 7 | .354 | .322 | .675 | 17 |
| 2009 | Bakersfield | .293 | 131 | 478 | 69 | 140 | 26 | 2 | 10 | 57 | 13 | 8 | 14 | 32 | 127 | 8 | 5 | .418 | .350 | .768 | 13 |
| 2010 | West Tenn. | .319 | 42 | 166 | 27 | 53 | 10 | 2 | 2 | 22 | 1 | 0 | 4 | 11 | 31 | 3 | 1 | .440 | .376 | .815 | 2 |
| | Frisco | .277 | 76 | 292 | 48 | 81 | 16 | 5 | 7 | 34 | 5 | 3 | 8 | 37 | 64 | 3 | 3 | .438 | .371 | .809 | 6 |
| 2011 | Akron | .267 | 30 | 90 | 9 | 24 | 5 | 1 | 1 | 7 | 2 | 2 | 1 | 8 | 22 | 0 | 2 | .378 | .327 | .705 | 2 |
| 2012 | Akron | .327 | 60 | 196 | 20 | 64 | 17 | 3 | 1 | 23 | 4 | 3 | 6 | 23 | 30 | 7 | 4 | .459 | .408 | .867 | 5 |
| Minor Lge. Totals | | .287 | 495 | 1808 | 262 | 519 | 99 | 19 | 29 | 195 | 40 | 19 | 44 | 162 | 401 | 50 | 30 | .411 | .357 | .768 | 54 |

LEE, Jacob**RHP**

HEIGHT: 6-1 BATS: R BORN: October 25, 1989 in Daytona Beach, FL
 WEIGHT: 190 THROWS: R RESIDES: Jonesboro, AR
 SIGNED BY: Jason Lynn OBTAINED: 9th Round Selection by the Indians in the June, 2012 Draft
 SCHOOL: Arkansas State University

CAREER HIGHLIGHTS: 2012-Named to New York-Penn League All-Star team

| YEAR | CLUB | W-L | ERA | G | GS | CG | SHO | SV | IP | H | R | ER | HR | HB | BB | SO | WP | BK | AVG | SLG | OBP |
|------|-----------------|-----|------|----|----|----|-----|----|------|----|----|----|----|----|----|----|----|----|------|------|------|
| 2012 | Mahoning Valley | 4-2 | 3.12 | 16 | 8 | 0 | 0 | 0 | 43.1 | 36 | 18 | 15 | 1 | 4 | 12 | 47 | 3 | 1 | .221 | .301 | .289 |

LIN, Chia-Ching**OF**

HEIGHT: 6-0 BATS: L BORN: January 4, 1992 in Taichung City, Taiwan
 WEIGHT: 188 THROWS: R RESIDES: Taichung City, Taiwan
 SIGNED BY: Jason Lynn OBTAINED: Non-Drafted Free Agent (6/16/10)
 SCHOOL: Shi-Yuan High School (Taiwan)

| YEAR | CLUB | AVG | G | AB | R | H | 2B | 3B | HR | RBI | SH | SF | HBP | BB | SO | SB | CS | SLG | OBP | OPS | E |
|--------------------------|-------------|-------------|-----------|-----------|----------|-----------|----------|----------|----------|----------|----------|----------|----------|-----------|-----------|----------|----------|-------------|-------------|-------------|----------|
| 2011 | AZL Indians | .143 | 18 | 49 | 4 | 7 | 1 | 2 | 0 | 6 | 0 | 2 | 0 | 4 | 20 | 1 | 0 | .245 | .200 | .445 | 3 |
| 2012 | AZL Indians | .250 | 16 | 36 | 2 | 9 | 2 | 0 | 0 | 3 | 0 | 0 | 0 | 7 | 16 | 0 | 2 | .306 | .372 | .678 | 0 |
| Minor Lge. Totals | | .188 | 34 | 85 | 6 | 16 | 3 | 2 | 0 | 9 | 0 | 2 | 0 | 11 | 36 | 1 | 2 | .271 | .275 | .546 | 3 |

LINDOR, Francisco**SS**

HEIGHT: 5-11 BATS: S BORN: November 14, 1993 in Caguas, Puerto Rico
 WEIGHT: 175 THROWS: R RESIDES: Clermont, FL
 SIGNED BY: Mike Soper OBTAINED: 1st Round Selection (8th overall) by Indians in June, 2011 Draft
 SCHOOL: Montverde Academy HS (FL)

CAREER HIGHLIGHTS: 2013-Enters season ranked the #1 prospect in the system according to MLB.com and the #2 prospect in the system according to BA...Ranked the #7 prospect in Keith Law's Top 100 and the #14 prospect in MLB.com's Top 100...2012-Entered season rated as the #1 prospect in Indians organization per *Baseball America*...Named to mid-season and postseason Midwest League All-Star teams...Named Indians Minor League Player of the Week for April 30-May 6...Led MWL with 8 IBB...Finished T5th in the league in runs...Ranked 4th in Indians PDS with 27 SB and 1st in runs scored with 83...Played for World Team in the 2012 All-Star Futures Game (KC)...Named the 3rd-best prospect in the Midwest League according to *Baseball America*...Named an MLB.com Organization All-Star...Following the season, was rated as the hitter with the Best Strike-Zone Discipline and the Best Defensive Infielder in *Baseball America*'s Best Tools survey.

| YEAR | CLUB | AVG | G | AB | R | H | 2B | 3B | HR | RBI | SH | SF | HBP | BB | SO | SB | CS | SLG | OBP | OPS | E |
|--------------------------|-----------------|-------------|------------|------------|-----------|------------|-----------|----------|----------|-----------|----------|----------|-----------|-----------|-----------|-----------|-----------|-------------|-------------|-------------|-----------|
| 2011 | Mahoning Valley | .316 | 5 | 19 | 4 | 6 | 0 | 0 | 0 | 2 | 0 | 0 | 0 | 1 | 5 | 1 | 0 | .316 | .350 | .666 | 1 |
| 2012 | Lake County | .257 | 122 | 490 | 83 | 126 | 24 | 3 | 6 | 42 | 4 | 1 | 11 | 61 | 78 | 27 | 12 | .355 | .352 | .707 | 18 |
| Minor Lge. Totals | | .259 | 127 | 509 | 87 | 132 | 24 | 3 | 6 | 44 | 4 | 1 | 11 | 62 | 83 | 28 | 12 | .354 | .352 | .705 | 19 |

PLAYER DEVELOPMENT

LORA, Felix**OF**

HEIGHT: 6-2 BATS: R BORN: June 18, 1993 in San Francisco de Macoris, DR
 WEIGHT: 192 THROWS: R RESIDES: San Francisco de Macoris, DR
 SIGNED BY: Ramon Pena & Felix Nivar OBTAINED: Non-Drafted Free Agent (7/26/10)

CAREER HIGHLIGHTS: 2012-Missed time with a left hamate excision.

| YEAR | CLUB | AVG | G | AB | R | H | 2B | 3B | HR | RBI | SH | SF | HBP | BB | SO | SB | CS | SLG | OBP | OPS | E |
|-------------------|-------------|------|----|-----|----|----|----|----|----|-----|----|----|-----|----|----|----|----|------|------|------|---|
| 2011 | DSL Indians | .219 | 60 | 196 | 22 | 43 | 16 | 0 | 3 | 23 | 0 | 2 | 2 | 16 | 46 | 3 | 4 | .347 | .282 | .629 | 3 |
| 2012 | AZL Indians | .095 | 11 | 21 | 1 | 2 | 0 | 0 | 1 | 1 | 0 | 0 | 0 | 2 | 8 | 0 | 0 | .238 | .174 | .412 | 0 |
| Minor Lge. Totals | | .207 | 71 | 217 | 23 | 45 | 16 | 0 | 4 | 24 | 0 | 2 | 2 | 18 | 54 | 3 | 4 | .336 | .272 | .608 | 3 |

LOVEGROVE, Kieren**RHP**

HEIGHT: 6-4 BATS: R BORN: July 28, 1994 in Johannesburg, South Africa
 WEIGHT: 185 THROWS: R RESIDES: Mission Viejo, CA
 SIGNED BY: Jason Smith OBTAINED: 3rd Round Selection (110th overall) by Indians in June, 2012 Draft
 SCHOOL: Mission Viejo HS

| YEAR | CLUB | W-L | ERA | G | GS | CG | SHO | SV | IP | H | R | ER | HR | HB | BB | SO | WP | BK | AVG | SLG | OBP |
|------|-------------|-----|------|---|----|----|-----|----|------|----|----|----|----|----|----|----|----|----|------|------|------|
| 2012 | AZL Indians | 0-2 | 6.00 | 8 | 7 | 0 | 0 | 0 | 21.0 | 28 | 16 | 14 | 1 | 1 | 9 | 18 | 5 | 1 | .318 | .432 | .384 |

LOWERY, Jake**CA**

HEIGHT: 6-0 BATS: L BORN: July 21, 1990 in Richmond, VA
 WEIGHT: 200 THROWS: R RESIDES: Midlothian, VA
 SIGNED BY: Bob Mayer OBTAINED: 4th Round Selection (128th overall) by Indians in June, 2011 Draft
 SCHOOL: James Madison U

CAREER HIGHLIGHTS: 2011-Ranked T1st in NY-Penn League in doubles (23), 1st in extra-base hits (30), 1st in walks (54), and T7th in RBI (43).

| YEAR | CLUB | AVG | G | AB | R | H | 2B | 3B | HR | RBI | SH | SF | HBP | BB | SO | SB | CS | SLG | OBP | OPS | E |
|-------------------|-----------------|------|-----|-----|----|-----|----|----|----|-----|----|----|-----|-----|-----|----|----|------|------|------|----|
| 2011 | Mahoning Valley | .245 | 69 | 253 | 43 | 62 | 23 | 1 | 6 | 43 | 0 | 2 | 1 | 54 | 56 | 3 | 2 | .415 | .377 | .792 | 7 |
| 2012 | Carolina | .222 | 59 | 203 | 20 | 45 | 15 | 0 | 2 | 25 | 1 | 1 | 0 | 28 | 71 | 0 | 1 | .325 | .315 | .640 | 8 |
| | Lake County | .248 | 39 | 137 | 25 | 34 | 10 | 2 | 7 | 28 | 3 | 1 | 0 | 24 | 39 | 1 | 0 | .504 | .358 | .862 | 1 |
| Minor Lge. Totals | | .238 | 167 | 593 | 88 | 141 | 48 | 3 | 15 | 96 | 4 | 4 | 1 | 106 | 166 | 4 | 3 | .405 | .352 | .757 | 16 |

LUCAS, Jeremy**CA**

HEIGHT: 6-2 BATS: R BORN: January 10, 1991 in Terre Haute, IN
 WEIGHT: 190 THROWS: R RESIDES: West Terre Haute, IN
 SIGNED BY: Junie Melendez OBTAINED: 12th Round Selection by Indians in June, 2012 Draft
 SCHOOL: Indiana State University

CAREER HIGHLIGHTS: 2009-Drafted by the Baltimore Orioles in the 35th round of the MLB June Amateur Draft from West Vigo HS (Terre Haute, IN), but did not sign.

| YEAR | CLUB | AVG | G | AB | R | H | 2B | 3B | HR | RBI | SH | SF | HBP | BB | SO | SB | CS | SLG | OBP | OPS | E |
|------|-----------------|------|----|----|----|----|----|----|----|-----|----|----|-----|----|----|----|----|------|------|------|---|
| 2012 | Mahoning Valley | .250 | 29 | 88 | 10 | 22 | 6 | 0 | 2 | 8 | 2 | 2 | 1 | 16 | 14 | 1 | 0 | .386 | .364 | .751 | 0 |

LUGO, Luis**LHP**

HEIGHT: 6-5 BATS: L BORN: March 5, 1994 in Barquisimeto, Lara, VZ
 WEIGHT: 200 THROWS: L RESIDES: Barquisimeto, Lara, VZ
 SIGNED BY: Ramon Pena and Antonio Caballero OBTAINED: Non-Drafted Free Agent (2/28/11)

CAREER HIGHLIGHTS: Enters the season the 13th-best prospect in the organization according to *Baseball America*

| YEAR | CLUB | W-L | ERA | G | GS | CG | SHO | SV | IP | H | R | ER | HR | HB | BB | SO | WP | BK | AVG | SLG | OBP |
|-------------------|-------------|-----|------|----|----|----|-----|----|------|----|----|----|----|----|----|----|----|----|------|------|------|
| 2011 | AZL Indians | 0-2 | 6.14 | 3 | 2 | 0 | 0 | 0 | 7.1 | 10 | 6 | 5 | 1 | 0 | 8 | 8 | 2 | 0 | .303 | .455 | .439 |
| | DSL Indians | 0-3 | 3.38 | 9 | 7 | 0 | 0 | 0 | 29.1 | 21 | 19 | 11 | 3 | 3 | 16 | 36 | 3 | 0 | .194 | .333 | .313 |
| 2012 | AZL Indians | 2-4 | 4.50 | 11 | 10 | 0 | 0 | 0 | 42.0 | 38 | 30 | 21 | 4 | 2 | 21 | 51 | 1 | 1 | .242 | .401 | .335 |
| Minor Lge. Totals | | 2-9 | 4.23 | 23 | 19 | 0 | 0 | 0 | 78.2 | 69 | 55 | 37 | 8 | 5 | 45 | 95 | 6 | 1 | .232 | .383 | .339 |

LUNAR, Henry**CA**

HEIGHT: 5-10
 WEIGHT: 170
 SIGNED BY: Ramon Pena, Cesar Geronimo
 & Pablo Garcia

BATS: R
 THROWS: R

BORN: November 18, 1993 in Barcelona, Anzategui, VZ
 RESIDES: Barcelona, Anzategui, VZ
 OBTAINED: Non-Drafted Free Agent (11/11/11)

| YEAR | CLUB | AVG | G | AB | R | H | 2B | 3B | HR | RBI | SH | SF | HBP | BB | SO | SB | CS | SLG | OBP | OPS | E |
|------|-------------|------|---|----|---|---|----|----|----|-----|----|----|-----|----|----|----|----|------|------|------|---|
| 2012 | DSL Indians | .286 | 5 | 7 | 0 | 2 | 0 | 0 | 0 | 0 | 0 | 0 | 0 | 0 | 4 | 0 | 1 | .286 | .286 | .571 | 0 |

MacPHEE, Zack**INF**

HEIGHT: 5-9
 WEIGHT: 175
 SIGNED BY: Byron Ewing
 SCHOOL: Arizona State University

BATS: S
 THROWS: R

BORN: February 13, 1990 in Providence, RI
 RESIDES: Tempe, AZ
 OBTAINED: 13th Round Selection by Indians in June, 2011 Draft

CAREER HIGHLIGHTS: 2008- Drafted by the Detroit Tigers in the 22nd round of the 2008 MLB June Amateur Draft (did not sign)

| YEAR | CLUB | AVG | G | AB | R | H | 2B | 3B | HR | RBI | SH | SF | HBP | BB | SO | SB | CS | SLG | OBP | OPS | E |
|-------------------|-----------------|------|----|-----|----|----|----|----|----|-----|----|----|-----|----|----|----|----|------|------|------|---|
| 2011 | Mahoning Valley | .143 | 6 | 14 | 1 | 2 | 1 | 0 | 0 | 0 | 0 | 0 | 0 | 4 | 3 | 0 | 1 | .214 | .333 | .548 | 0 |
| 2012 | Lake County | .222 | 75 | 239 | 27 | 53 | 6 | 3 | 2 | 26 | 5 | 2 | 2 | 33 | 49 | 2 | 6 | .297 | .319 | .616 | 1 |
| Minor Lge. Totals | | .217 | 81 | 253 | 28 | 55 | 7 | 3 | 2 | 26 | 5 | 2 | 2 | 37 | 52 | 2 | 7 | .292 | .320 | .612 | 1 |

MANZUETA, Christian**LHP**

HEIGHT: 6-5
 WEIGHT: 205
 SIGNED BY: N/A

BATS: L
 THROWS: L

BORN: October 30, 1994 in Guayubin, DR
 RESIDES: Santiago, DR
 OBTAINED: Non-Drafted Free Agent (3/9/12)

| YEAR | CLUB | W-L | ERA | G | GS | CG | SHO | SV | IP | H | R | ER | HR | HB | BB | SO | WP | BK | AVG | SLG | OBP |
|------|-------------|-----|------|----|----|----|-----|----|------|----|---|----|----|----|----|----|----|----|------|------|------|
| 2012 | DSL Indians | 0-1 | 3.38 | 12 | 5 | 0 | 0 | 0 | 21.1 | 12 | 9 | 8 | 0 | 3 | 17 | 15 | 7 | 3 | .182 | .212 | .368 |

MARQUINA, Yoiber**CA**

HEIGHT: 5-10
 WEIGHT: 190
 SIGNED BY: N/A

BATS: R
 THROWS: R

BORN: February 3, 1996 in Barquisimeto, VZ
 RESIDES: Barquisimeto, VZ
 OBTAINED: Non-Drafted Free Agent (7/2/12)

MARTE, Juan**RHP**

HEIGHT: 6-4
 WEIGHT: 175
 SIGNED BY: Ramon Pena, Felix Nivar
 & Marcelino Vallejo

BATS: R
 THROWS: R

BORN: June 24, 1994 in Santo Domingo, DR
 RESIDES: Santo Domingo, DR
 OBTAINED: Non-Drafted Free Agent (5/4/11)

| YEAR | CLUB | W-L | ERA | G | GS | CG | SHO | SV | IP | H | R | ER | HR | HB | BB | SO | WP | BK | AVG | SLG | OBP |
|-------------------|-------------|-----|-------|----|----|----|-----|----|------|----|----|----|----|----|----|----|----|----|------|------|------|
| 2011 | DSL Indians | 0-0 | 11.81 | 6 | 0 | 0 | 0 | 0 | 5.1 | 2 | 7 | 7 | 0 | 5 | 14 | 4 | 4 | 0 | .133 | .133 | .618 |
| 2012 | DSL Indians | 0-1 | 7.02 | 13 | 0 | 0 | 0 | 1 | 16.2 | 22 | 13 | 13 | 0 | 6 | 5 | 8 | 2 | 0 | .324 | .368 | .413 |
| Minor Lge. Totals | | 0-1 | 8.18 | 19 | 0 | 0 | 0 | 1 | 22.0 | 24 | 20 | 20 | 0 | 11 | 19 | 12 | 6 | 0 | .289 | .325 | .475 |

MARTIN, Josh**RHP**

HEIGHT: 6-5
 WEIGHT: 230
 SIGNED BY: N/A
 SCHOOL: Samford University (AL)

BATS: R
 THROWS: R

BORN: December 30, 1989 in Enterprise, AL
 RESIDES: Enterprise, AL
 OBTAINED: 10th Round Selection by Indians in June, 2012 Draft

CAREER HIGHLIGHTS: 2011 - Drafted by the Pittsburgh Pirates in 25th round of the MLB June Amateur Draft (did not sign).

| YEAR | CLUB | W-L | ERA | G | GS | CG | SHO | SV | IP | H | R | ER | HR | HB | BB | SO | WP | BK | AVG | SLG | OBP |
|-------------------|-----------------|-----|------|----|----|----|-----|----|------|----|----|----|----|----|----|----|----|----|------|------|------|
| 2012 | Mahoning Valley | 4-1 | 4.14 | 14 | 3 | 0 | 0 | 0 | 45.2 | 37 | 23 | 21 | 5 | 5 | 15 | 41 | 1 | 0 | .219 | .373 | .295 |
| | Carolina | 0-1 | 5.06 | 3 | 0 | 0 | 0 | 0 | 5.1 | 6 | 3 | 3 | 2 | 0 | 1 | 4 | 0 | 0 | .286 | .571 | .318 |
| Minor Lge. Totals | | 4-2 | 4.24 | 17 | 3 | 0 | 0 | 0 | 51.0 | 43 | 26 | 24 | 7 | 5 | 16 | 45 | 1 | 0 | .226 | .395 | .297 |

MARTINEZ, Fabio**RHP**

HEIGHT: 6-3
 WEIGHT: 200
 SIGNED BY: Leo Perez

BATS: R
 THROWS: R

BORN: October 29, 1989 in San Cristobal, DR
 RESIDES: San Cristobal, DR

OBTAINED: Claimed on waivers by Cleveland from the LA Angels, August 6, 2012

CAREER HIGHLIGHTS: 2012 - Outrighted off 40-man roster, November 26...2011- Missed most of the season with right shoulder injury...2010- Finished 3rd in the Midwest League in strikeouts (141) in just 103.1 innings...2009- Led the Arizona League with 92 strikeouts...2007- Signed as a Non-Drafted Free Agent, April 11.

| YEAR | CLUB | W-L | ERA | G | GS | CG | SHO | SV | IP | H | R | ER | HR | HB | BB | SO | WP | BK | AVG | SLG | OBP |
|--------------------------|---------------|--------------|-------------|-----------|-----------|----------|----------|----------|--------------|------------|------------|------------|-----------|-----------|------------|------------|-----------|----------|-------------|-------------|-------------|
| 2007 | DSL Angels | 1-2 | 6.75 | 13 | 3 | 0 | 0 | 1 | 25.1 | 27 | 22 | 19 | 0 | 4 | 26 | 30 | 9 | 1 | .270 | .290 | .435 |
| 2008 | DSL Angels | 6-1 | 1.53 | 13 | 13 | 1 | 0 | 0 | 76.1 | 55 | 17 | 13 | 1 | 3 | 32 | 93 | 10 | 2 | .202 | .246 | .293 |
| 2009 | AZL Angels | 3-2 | 3.26 | 14 | 13 | 0 | 0 | 0 | 60.2 | 45 | 33 | 22 | 1 | 2 | 36 | 92 | 12 | 0 | .197 | .241 | .311 |
| | Orem | 1-0 | 3.86 | 2 | 2 | 0 | 0 | 0 | 7.0 | 5 | 4 | 3 | 2 | 0 | 2 | 10 | 2 | 1 | .192 | .423 | .241 |
| 2010 | Cedar Rapids | 7-3 | 3.92 | 20 | 19 | 0 | 0 | 0 | 103.1 | 80 | 49 | 45 | 6 | 3 | 76 | 141 | 12 | 0 | .216 | .319 | .352 |
| 2011 | AZL Angels | 0-0 | 0.00 | 2 | 0 | 0 | 0 | 0 | 2.1 | 2 | 0 | 0 | 0 | 0 | 1 | 2 | 1 | 0 | .222 | .333 | .300 |
| 2012 | Inland Empire | 0-5 | 10.72 | 8 | 8 | 0 | 0 | 0 | 22.2 | 26 | 32 | 27 | 2 | 4 | 32 | 23 | 8 | 0 | .283 | .435 | .473 |
| | Carolina | 0-2 | 8.53 | 8 | 0 | 0 | 0 | 0 | 6.1 | 5 | 7 | 6 | 0 | 2 | 8 | 7 | 9 | 0 | .217 | .304 | .455 |
| Minor Lge. Totals | | 18-15 | 4.00 | 80 | 58 | 1 | 0 | 1 | 304.0 | 245 | 164 | 135 | 12 | 18 | 213 | 398 | 63 | 4 | .219 | .295 | .350 |

MARTINEZ, Jorge**INF**

HEIGHT: 6-1
 WEIGHT: 183
 SIGNED BY: Lino Diaz and Omar Rogers

BATS: S
 THROWS: R

BORN: March 29, 1993 in San Pedro de Macoris, DR
 RESIDES: San Pedro de Macoris, DR

OBTAINED: Non-Drafted Free Agent (7/2/09)

CAREER HIGHLIGHTS: 2012 - Ranked 2nd in the organization with a .324 batting average...Ranked among the Arizona League leaders in home runs (7, T3rd), total bases (107, T3rd), hits (66, 4th), slugging (.563, 4th) and batting (.347, 5th)...Produced a home run every 27.14 at-bats, which was 4th-best in the Arizona League.

| YEAR | CLUB | AVG | G | AB | R | H | 2B | 3B | HR | RBI | SH | SF | HBP | BB | SO | SB | CS | SLG | OBP | OPS | E |
|--------------------------|-----------------|-------------|------------|------------|-----------|------------|-----------|----------|-----------|-----------|----------|-----------|----------|-----------|------------|-----------|----------|-------------|-------------|-------------|-----------|
| 2010 | AZL Indians | .216 | 46 | 190 | 23 | 41 | 5 | 0 | 2 | 21 | 2 | 2 | 1 | 10 | 41 | 3 | 4 | .274 | .256 | .530 | 18 |
| 2011 | AZL Indians | .256 | 45 | 180 | 25 | 46 | 10 | 2 | 4 | 30 | 1 | 4 | 1 | 16 | 34 | 4 | 3 | .400 | .313 | .713 | 19 |
| 2012 | AZL Indians | .347 | 46 | 190 | 31 | 66 | 14 | 3 | 7 | 39 | 0 | 4 | 1 | 16 | 44 | 4 | 0 | .563 | .393 | .957 | 11 |
| | Mahoning Valley | .188 | 9 | 32 | 4 | 6 | 3 | 0 | 1 | 6 | 0 | 1 | 0 | 2 | 9 | 0 | 0 | .375 | .229 | .604 | 6 |
| Minor Lge. Totals | | .269 | 146 | 592 | 83 | 159 | 32 | 5 | 14 | 96 | 3 | 11 | 3 | 44 | 128 | 11 | 7 | .410 | .316 | .727 | 54 |

McADAMS, Josh**OF**

HEIGHT: 6-4
 WEIGHT: 210
 SIGNED BY: Brad Tyler
 SCHOOL: Calhoun HS

BATS: R
 THROWS: R

BORN: January 25, 1994 in Artesia, CA
 RESIDES: Calhoun, GA

OBTAINED: 7th Round Selection by Indians in June, 2012 Draft

| YEAR | CLUB | AVG | G | AB | R | H | 2B | 3B | HR | RBI | SH | SF | HBP | BB | SO | SB | CS | SLG | OBP | OPS | E |
|------|-------------|------|----|-----|----|----|----|----|----|-----|----|----|-----|----|----|----|----|------|------|------|---|
| 2012 | AZL Indians | .225 | 36 | 120 | 20 | 27 | 4 | 0 | 0 | 20 | 0 | 1 | 7 | 18 | 49 | 3 | 0 | .258 | .356 | .614 | 8 |

McCLURE, D'Vone**OF**

HEIGHT: 6-3
 WEIGHT: 190
 SIGNED BY: Steve Abney
 SCHOOL: Jacksonville HS

BATS: R
 THROWS: R

BORN: January 1, 1994 in Little Rock, AR
 RESIDES: Jacksonville, AR

OBTAINED: 4th Round Selection by Indians in June, 2012 Draft

CAREER HIGHLIGHTS: Enters the season ranked the 16th-best prospect in the organization according to *Baseball America* and rated as the Best Athlete in the publication's Best Tools Survey.

| YEAR | CLUB | AVG | G | AB | R | H | 2B | 3B | HR | RBI | SH | SF | HBP | BB | SO | SB | CS | SLG | OBP | OPS | E |
|------|-------------|------|----|----|----|----|----|----|----|-----|----|----|-----|----|----|----|----|------|------|------|---|
| 2012 | AZL Indians | .211 | 24 | 90 | 15 | 19 | 4 | 0 | 1 | 12 | 2 | 2 | 2 | 11 | 19 | 2 | 1 | .289 | .305 | .594 | 3 |

MEDINA, Yhoxian**SS**

HEIGHT: 5-10 BATS: R BORN: May 11, 1990 in Caracas, Venezuela
 WEIGHT: 170 THROWS: R RESIDES: Caracas, Venezuela
 SIGNED BY: Steve Abney OBTAINED: 38th Round Selection by Indians in June, 2011 Draft
 SCHOOL: Southeastern CC

| YEAR | CLUB | AVG | G | AB | R | H | 2B | 3B | HR | RBI | SH | SF | HBP | BB | SO | SB | CS | SLG | OBP | OPS | E |
|-------------------|-------------|------|----|----|----|----|----|----|----|-----|----|----|-----|----|----|----|----|------|------|------|---|
| 2012 | AZL Indians | .176 | 16 | 34 | 6 | 6 | 1 | 0 | 0 | 4 | 1 | 0 | 3 | 9 | 7 | 1 | 1 | .206 | .391 | .597 | 4 |
| | Lake County | .214 | 19 | 56 | 5 | 12 | 1 | 0 | 0 | 2 | 1 | 1 | 0 | 7 | 11 | 0 | 1 | .232 | .297 | .529 | 4 |
| Minor Lge. Totals | | .200 | 35 | 90 | 11 | 18 | 2 | 0 | 0 | 6 | 2 | 1 | 3 | 16 | 18 | 1 | 2 | .222 | .336 | .559 | 8 |

MEJIA, Francisco**CA**

HEIGHT: 5-10 BATS: S BORN: October 27, 1995 in Bani, DR
 WEIGHT: 175 THROWS: R RESIDES: Bani, DR
 SIGNED BY: N/A OBTAINED: Non-Drafted Free Agent (7/2/12)

MEJIA, Joel**OF**

HEIGHT: 5-11 BATS: R BORN: April 7, 1993 in Santo Domingo, DR
 WEIGHT: 157 THROWS: R RESIDES: Santo Domingo, DR
 SIGNED BY: Ramon Pena & Felix Nivar OBTAINED: Non-Drafted Free Agent (6/9/10)

| YEAR | CLUB | AVG | G | AB | R | H | 2B | 3B | HR | RBI | SH | SF | HBP | BB | SO | SB | CS | SLG | OBP | OPS | E |
|-------------------|-------------|------|-----|-----|----|----|----|----|----|-----|----|----|-----|----|----|----|----|------|------|------|---|
| 2010 | DSL Indians | .165 | 37 | 103 | 14 | 17 | 1 | 4 | 0 | 6 | 2 | 0 | 2 | 20 | 34 | 4 | 2 | .252 | .312 | .564 | 1 |
| 2011 | DSL Indians | .201 | 55 | 159 | 16 | 32 | 2 | 1 | 0 | 7 | 8 | 1 | 4 | 20 | 22 | 11 | 13 | .226 | .304 | .531 | 3 |
| 2012 | DSL Indians | .263 | 41 | 137 | 28 | 36 | 4 | 5 | 0 | 7 | 2 | 2 | 2 | 17 | 29 | 17 | 6 | .365 | .348 | .713 | 1 |
| Minor Lge. Totals | | .213 | 133 | 399 | 58 | 85 | 7 | 10 | 0 | 20 | 12 | 3 | 8 | 57 | 85 | 32 | 21 | .281 | .321 | .602 | 5 |

MENDOZA, Yonathan**SS**

HEIGHT: 5-11 BATS: S BORN: February 10, 1994 in Quibor, Lara, VZ
 WEIGHT: 167 THROWS: R RESIDES: Quibor, Lara, VZ
 SIGNED BY: Ramon Pena & Antonio Caballero OBTAINED: Non-Drafted Free Agent (3/4/11)

| YEAR | CLUB | AVG | G | AB | R | H | 2B | 3B | HR | RBI | SH | SF | HBP | BB | SO | SB | CS | SLG | OBP | OPS | E |
|-------------------|-------------|------|----|-----|----|----|----|----|----|-----|----|----|-----|----|----|----|----|------|------|------|----|
| 2011 | DSL Indians | .219 | 41 | 114 | 15 | 25 | 4 | 1 | 0 | 14 | 3 | 3 | 0 | 24 | 11 | 2 | 1 | .272 | .348 | .619 | 9 |
| 2012 | DSL Indians | .287 | 43 | 136 | 23 | 39 | 3 | 0 | 0 | 11 | 3 | 0 | 4 | 22 | 10 | 11 | 6 | .309 | .401 | .710 | 8 |
| Minor Lge. Totals | | .256 | 84 | 250 | 38 | 64 | 7 | 1 | 0 | 25 | 6 | 3 | 4 | 46 | 21 | 13 | 7 | .292 | .376 | .668 | 17 |

MERRITT, Ryan**LHP**

HEIGHT: 6-0 BATS: L BORN: February 21, 1992 in McKinney, TX
 WEIGHT: 165 THROWS: L RESIDES: Celina, TX
 SIGNED BY: Kevin Cullen OBTAINED: 16th Round Selection by Indians in June, 2011 Draft
 SCHOOL: McLennan CC

| YEAR | CLUB | W-L | ERA | G | GS | CG | SHO | SV | IP | H | R | ER | HR | HB | BB | SO | WP | BK | AVG | SLG | OBP |
|-------------------|-----------------|-----|------|----|----|----|-----|----|------|----|----|----|----|----|----|----|----|----|------|------|------|
| 2011 | AZL Indians | 0-0 | 1.08 | 4 | 0 | 0 | 0 | 1 | 8.1 | 10 | 3 | 1 | 0 | 0 | 2 | 10 | 0 | 0 | .278 | .361 | .316 |
| 2012 | Mahoning Valley | 3-4 | 4.09 | 14 | 14 | 0 | 0 | 0 | 66.0 | 82 | 42 | 30 | 3 | 1 | 17 | 40 | 2 | 1 | .304 | .407 | .340 |
| Minor Lge. Totals | | 3-4 | 3.75 | 18 | 14 | 0 | 0 | 1 | 74.1 | 92 | 45 | 31 | 3 | 1 | 19 | 50 | 2 | 1 | .301 | .402 | .337 |

MIGUEL, Francisco**OF**

HEIGHT: 6-3 BATS: R BORN: March 24, 1995 in La Romana, DR
 WEIGHT: 206 THROWS: R RESIDES: La Romana, DR
 SIGNED BY: Ramon Pena & Felix Nivar OBTAINED: Non-Drafted Free Agent (7/2/11)

| YEAR | CLUB | AVG | G | AB | R | H | 2B | 3B | HR | RBI | SH | SF | HBP | BB | SO | SB | CS | SLG | OBP | OPS | E |
|------|-------------|------|----|----|---|----|----|----|----|-----|----|----|-----|----|----|----|----|------|------|------|---|
| 2012 | DSL Indians | .179 | 33 | 84 | 8 | 15 | 3 | 0 | 1 | 2 | 0 | 0 | 0 | 9 | 29 | 1 | 2 | .250 | .258 | .508 | 4 |

PLAYER DEVELOPMENT

MONCION, Juan**1B**

HEIGHT: 6-2
 WEIGHT: 210
 SIGNED BY: Ramon Pena, Felix Nivar
 & Miguel Valdez

BATS: L
 THROWS: L

BORN: October 24, 1993 in St. Lucia, Aruba
 RESIDES: St. Lucia, Aruba
 OBTAINED: Non-Drafted Free Agent (6/18/11)

| YEAR | CLUB | AVG | G | AB | R | H | 2B | 3B | HR | RBI | SH | SF | HBP | BB | SO | SB | CS | SLG | OBP | OPS | E |
|------|-------------|------|----|-----|----|----|----|----|----|-----|----|----|-----|----|----|----|----|------|------|------|---|
| 2012 | DSL Indians | .204 | 55 | 201 | 19 | 41 | 11 | 0 | 2 | 30 | 2 | 3 | 6 | 19 | 42 | 0 | 4 | .289 | .288 | .577 | 8 |

MONCRIEF, Carlos**OF**

HEIGHT: 6-0
 WEIGHT: 219
 SIGNED BY: Chuck Bartlett
 SCHOOL: Chipola JC (FL)

BATS: L
 THROWS: R

BORN: November 3, 1988 in Jackson, MS
 RESIDES: Jackson, MS
 OBTAINED: 14th Round Selection by Indians in June, 2008 Draft

CAREER HIGHLIGHTS: 2012- Produced a home run every 23.53 at-bats, which was the 4th-best ratio in the Carolina League... Following the season, played for the Scottsdale Scorpions in the prestigious Arizona Fall League... 2010- Converted to an outfielder prior to the season.

| YEAR | CLUB | W-L | ERA | G | GS | CG | SHO | SV | IP | H | R | ER | HR | HB | BB | SO | WP | BK | AVG | SLG | OBP |
|--------------------------|-------------|------------|-------------|-----------|----------|----------|----------|----------|-------------|-----------|-----------|-----------|----------|----------|-----------|-----------|-----------|----------|-------------|-------------|-------------|
| 2008 | GCL Indians | 0-0 | 13.50 | 9 | 0 | 0 | 0 | 0 | 6.0 | 9 | 9 | 9 | 1 | 0 | 10 | 4 | 3 | 0 | .346 | .500 | .528 |
| 2009 | AZL Indians | 1-2 | 6.51 | 19 | 0 | 0 | 0 | 0 | 27.2 | 30 | 23 | 20 | 0 | 3 | 12 | 39 | 7 | 0 | .275 | .367 | .357 |
| Minor Lge. Totals | | 1-2 | 7.75 | 28 | 0 | 0 | 0 | 0 | 33.2 | 39 | 32 | 29 | 1 | 3 | 22 | 43 | 10 | 0 | .289 | .393 | .395 |

| YEAR | CLUB | AVG | G | AB | R | H | 2B | 3B | HR | RBI | SH | SF | HBP | BB | SO | SB | CS | SLG | OBP | OPS | E |
|--------------------------|-----------------|-------------|------------|-------------|------------|------------|-----------|-----------|-----------|------------|----------|----------|-----------|------------|------------|-----------|-----------|-------------|-------------|-------------|-----------|
| 2010 | Kinston | .111 | 5 | 9 | 1 | 1 | 1 | 0 | 0 | 0 | 0 | 0 | 0 | 1 | 4 | 0 | 0 | .222 | .200 | .422 | 0 |
| | Mahoning Valley | .241 | 66 | 245 | 30 | 59 | 11 | 4 | 5 | 21 | 0 | 0 | 3 | 27 | 56 | 7 | 5 | .380 | .324 | .703 | 3 |
| 2011 | Lake County | .233 | 122 | 464 | 73 | 108 | 26 | 7 | 16 | 53 | 3 | 3 | 6 | 76 | 158 | 20 | 7 | .422 | .346 | .768 | 12 |
| 2012 | Carolina | .249 | 101 | 353 | 57 | 88 | 23 | 4 | 15 | 53 | 3 | 2 | 3 | 46 | 126 | 17 | 2 | .465 | .339 | .804 | 3 |
| Minor Lge. Totals | | .239 | 294 | 1071 | 161 | 256 | 61 | 15 | 36 | 127 | 6 | 5 | 12 | 150 | 344 | 44 | 14 | .425 | .338 | .763 | 18 |

MONSALVE, Alex**CA**

HEIGHT: 6-2
 WEIGHT: 225
 SIGNED BY: Henry Centeno & Jesus Mendoza

BATS: R
 THROWS: R

BORN: April 22, 1992 in Boqueron, VZ
 RESIDES: Boqueron, VZ
 OBTAINED: Non-Drafted Free Agent (7/2/08)

CAREER HIGHLIGHTS: 2012- Named an MiLB.com Organization All-Star... Following the season, played for the Scottsdale Scorpions in the prestigious Arizona Fall League and was selected and participated in the AFL "Rising Stars" game... 2011- Ranked 5th among all Indians minor league players in hits (121)... Selected to the Midwest League All-Star Team.

| YEAR | CLUB | AVG | G | AB | R | H | 2B | 3B | HR | RBI | SH | SF | HBP | BB | SO | SB | CS | SLG | OBP | OPS | E |
|--------------------------|-------------|-------------|------------|-------------|------------|------------|-----------|----------|-----------|------------|----------|----------|-----------|-----------|------------|-----------|-----------|-------------|-------------|-------------|-----------|
| 2009 | DSL Indians | .274 | 61 | 230 | 28 | 63 | 14 | 0 | 0 | 22 | 0 | 0 | 4 | 18 | 54 | 6 | 2 | .335 | .337 | .672 | 13 |
| 2010 | AZL Indians | .220 | 43 | 182 | 18 | 40 | 8 | 3 | 1 | 18 | 0 | 1 | 2 | 4 | 52 | 0 | 0 | .313 | .243 | .557 | 12 |
| 2011 | Lake County | .264 | 117 | 458 | 55 | 121 | 21 | 3 | 5 | 44 | 0 | 4 | 3 | 31 | 96 | 7 | 6 | .356 | .313 | .668 | 11 |
| 2012 | Lake County | .265 | 73 | 283 | 36 | 75 | 17 | 1 | 7 | 36 | 1 | 3 | 3 | 23 | 35 | 1 | 2 | .406 | .324 | .730 | 5 |
| | Carolina | .233 | 34 | 116 | 10 | 27 | 4 | 0 | 1 | 6 | 1 | 1 | 1 | 7 | 17 | 1 | 0 | .293 | .280 | .573 | 9 |
| Minor Lge. Totals | | .257 | 328 | 1269 | 147 | 326 | 64 | 7 | 14 | 126 | 2 | 9 | 13 | 83 | 254 | 15 | 10 | .351 | .307 | .659 | 50 |

MONTERO, Luis**OF**

HEIGHT: 6-1
 WEIGHT: 175
 SIGNED BY: N/A

BATS: L
 THROWS: R

BORN: October 11, 1994 in Santiago, DR
 RESIDES: Santiago, DR
 OBTAINED: Non-Drafted Free Agent (9/7/12)

MOREL, Luis**RHP**

HEIGHT: 6-0 BATS: R BORN: November 19, 1992 in Nagua, DR
 WEIGHT: 196 THROWS: R RESIDES: Nagua, DR
 SIGNED BY: Ramon Pena, Felix Nivar & Marcelino Vallejo OBTAINED: Non-Drafted Free Agent (2/17/10)

| YEAR | CLUB | W-L | ERA | G | GS | CG | SHO | SV | IP | H | R | ER | HR | HB | BB | SO | WP | BK | AVG | SLG | OBP |
|--------------------------|-----------------|-------------|-------------|-----------|-----------|----------|----------|----------|--------------|------------|-----------|-----------|----------|----------|-----------|------------|-----------|----------|-------------|-------------|-------------|
| 2010 | AZL Indians | 0-1 | 5.40 | 5 | 4 | 0 | 0 | 0 | 18.1 | 17 | 15 | 11 | 1 | 2 | 7 | 21 | 6 | 0 | .230 | .351 | .313 |
| | DSL Indians | 1-1 | 2.08 | 3 | 3 | 0 | 0 | 0 | 13.0 | 5 | 3 | 3 | 0 | 0 | 10 | 13 | 3 | 2 | .125 | .200 | .300 |
| 2011 | AZL Indians | 0-1 | 3.60 | 9 | 3 | 0 | 0 | 0 | 25.0 | 23 | 15 | 10 | 2 | 1 | 16 | 22 | 6 | 0 | .240 | .375 | .351 |
| 2012 | Mahoning Valley | 2-6 | 4.89 | 12 | 9 | 0 | 0 | 0 | 49.2 | 59 | 36 | 27 | 1 | 1 | 28 | 49 | 4 | 0 | .286 | .379 | .373 |
| 2012 | AZL Indians | 1-1 | 3.07 | 4 | 3 | 0 | 0 | 0 | 14.2 | 15 | 8 | 5 | 1 | 0 | 3 | 19 | 1 | 0 | .246 | .393 | .281 |
| Minor Lge. Totals | | 4-10 | 4.18 | 33 | 22 | 0 | 0 | 0 | 120.2 | 119 | 77 | 56 | 5 | 4 | 64 | 124 | 20 | 2 | .249 | .361 | .342 |

MORIMANDO, Shawn**LHP**

HEIGHT: 5-11 BATS: L BORN: November 20, 1992 in Canandaigua, NY
 WEIGHT: 170 THROWS: L RESIDES: Virginia Beach, VA
 SIGNED BY: Bob Mayer OBTAINED: 19th Round Selection by Indians in June, 2011 Draft
 SCHOOL: Ocean Lakes HS (VA)

| YEAR | CLUB | W-L | ERA | G | GS | CG | SHO | SV | IP | H | R | ER | HR | HB | BB | SO | WP | BK | AVG | SLG | OBP |
|--------------------------|-------------|------------|-------------|-----------|-----------|----------|----------|----------|--------------|------------|-----------|-----------|-----------|----------|-----------|-----------|-----------|----------|-------------|-------------|-------------|
| 2011 | AZL Indians | 0-0 | 3.00 | 3 | 0 | 0 | 0 | 0 | 6.0 | 5 | 3 | 2 | 0 | 0 | 2 | 8 | 0 | 0 | .227 | .318 | .269 |
| 2012 | Lake County | 7-6 | 3.59 | 22 | 22 | 1 | 0 | 0 | 110.1 | 96 | 51 | 44 | 11 | 5 | 52 | 69 | 15 | 5 | .239 | .384 | .329 |
| Minor Lge. Totals | | 7-6 | 3.56 | 25 | 22 | 1 | 0 | 0 | 116.1 | 101 | 54 | 46 | 11 | 5 | 54 | 77 | 15 | 5 | .239 | .381 | .326 |

MURATA, Toru**RHP**

HEIGHT: 6-0 BATS: L BORN: May 20, 1985 in Osaka, Japan
 WEIGHT: 182 THROWS: R RESIDES: Osaka, Japan
 SIGNED BY: Dave DeFreitas OBTAINED: Minor League Free Agent (12/17/10)
 SCHOOL: Osaka University of Health & Sports Sciences

CAREER HIGHLIGHTS: 2012- Following the season, played for Navegantes del Magallanes in the Venezuela Winter League...2007- Selected by the Yomiuri Giants in the 1st round of the 2007 Japan Draft.

| YEAR | CLUB | W-L | ERA | G | GS | CG | SHO | SV | IP | H | R | ER | HR | HB | BB | SO | WP | BK | AVG | SLG | OBP |
|--------------------------------|---------|-------------|-------------|-----------|----------|----------|----------|----------|-------------|------------|-----------|-----------|----------|----------|-----------|-----------|----------|----------|----------|----------|----------|
| 2008 | Yomiuri | 0-2 | 7.82 | 9 | - | 0 | 0 | 0 | 12.2 | 15 | 13 | 11 | 1 | 1 | 6 | 9 | 0 | 0 | - | - | - |
| 2009 | Yomiuri | 2-4 | 3.98 | 26 | - | 0 | 0 | 0 | 54.1 | 66 | 35 | 24 | 6 | 2 | 26 | 33 | 2 | 0 | - | - | - |
| 2010 | Yomiuri | 0-4 | 4.25 | 6 | - | 1 | 0 | 0 | 29.2 | 34 | 17 | 14 | 0 | 1 | 10 | 22 | 0 | 0 | - | - | - |
| Japan Minor Lge. Totals | | 2-10 | 4.56 | 41 | - | 1 | 0 | 0 | 96.2 | 115 | 65 | 49 | 7 | 4 | 42 | 64 | 2 | 0 | - | - | - |

***Pitched with Yomiuri of the Eastern League, Japan's secondary level minor league.

| YEAR | CLUB | W-L | ERA | G | GS | CG | SHO | SV | IP | H | R | ER | HR | HB | BB | SO | WP | BK | AVG | SLG | OBP |
|--------------------------|----------|------------|-------------|-----------|-----------|----------|----------|----------|--------------|------------|-----------|-----------|----------|----------|-----------|------------|----------|----------|-------------|-------------|-------------|
| 2011 | Kinston | 3-2 | 2.36 | 22 | 5 | 0 | 0 | 2 | 49.2 | 37 | 14 | 13 | 2 | 1 | 10 | 58 | 2 | 0 | .208 | .292 | .251 |
| 2012 | Akron | 3-1 | 2.60 | 24 | 8 | 0 | 0 | 0 | 65.2 | 59 | 22 | 19 | 1 | 2 | 19 | 59 | 2 | 0 | .244 | .347 | .304 |
| | Columbus | 0-1 | 5.87 | 2 | 2 | 0 | 0 | 0 | 7.2 | 8 | 5 | 5 | 1 | 0 | 2 | 5 | 0 | 0 | .286 | .429 | .313 |
| | Carolina | 0-0 | 0.00 | 1 | 0 | 0 | 0 | 0 | 1.1 | 1 | 0 | 0 | 0 | 0 | 1 | 2 | 0 | 0 | .200 | .200 | .333 |
| Minor Lge. Totals | | 6-4 | 2.68 | 49 | 15 | 0 | 0 | 2 | 124.1 | 105 | 41 | 37 | 4 | 3 | 32 | 124 | 4 | 0 | .232 | .329 | .285 |

MYLES, Bryson**OF**

HEIGHT: 5-11 BATS: R BORN: September 18, 1989 in Tyler, TX
 WEIGHT: 230 THROWS: R RESIDES: Grand Prairie, TX
 SIGNED BY: Kevin Cullen OBTAINED: 6th Round Selection by Indians in June, 2011 Draft
 SCHOOL: Stephen F. Austin College

CAREER HIGHLIGHTS: 2012-Ranked 8th in the Midwest League in batting (.290)...2011-Finished 5th in the NY-Penn League in batting average (.302), 7th in OBP (.394) and 9th in stolen bases (20).

| YEAR | CLUB | AVG | G | AB | R | H | 2B | 3B | HR | RBI | SH | SF | HBP | BB | SO | SB | CS | SLG | OBP | OPS | E |
|--------------------------|-----------------|-------------|------------|------------|-----------|------------|-----------|----------|----------|-----------|----------|----------|-----------|-----------|------------|-----------|-----------|-------------|-------------|-------------|-----------|
| 2011 | Mahoning Valley | .302 | 50 | 192 | 36 | 58 | 10 | 3 | 1 | 15 | 1 | 0 | 5 | 24 | 32 | 20 | 7 | .401 | .394 | .795 | 4 |
| 2012 | Lake County | .290 | 102 | 369 | 40 | 107 | 20 | 2 | 3 | 59 | 4 | 5 | 7 | 33 | 85 | 20 | 12 | .379 | .355 | .734 | 8 |
| Minor Lge. Totals | | .294 | 152 | 561 | 76 | 165 | 30 | 5 | 4 | 74 | 5 | 5 | 12 | 57 | 117 | 40 | 19 | .387 | .369 | .755 | 12 |

PLAYER DEVELOPMENT

NAQUIN, Tyler**OF**

HEIGHT: 6-3

BATS: L

BORN: April 24, 1991 in Spring, TX

WEIGHT: 190

THROWS: R

RESIDES: Pasadena, TX

SIGNED BY: Kyle Van Hook

OBTAINED: 1st Round Selection (15th Overall) by Indians in the June, 2012 Draft

SCHOOL: Texas A & M

CAREER HIGHLIGHTS: Enters the season ranked the #4 prospect in the organization according to *Baseball America* and rated as having the Best Outfield Arm in the organization in the publication's Best Tools Survey...Ranked the #6 prospect in the system according to MLB.com...**2012-** Named the 16th-best prospect in the New York-Penn League according to *Baseball America*...**2009-** Drafted by the Baltimore Orioles in the 33rd round of the MLB June Amateur Draft (did not sign).

| YEAR | CLUB | AVG | G | AB | R | H | 2B | 3B | HR | RBI | SH | SF | HBP | BB | SO | SB | CS | SLG | OBP | OPS | E |
|------|-----------------|------|----|-----|----|----|----|----|----|-----|----|----|-----|----|----|----|----|------|------|------|---|
| 2012 | Mahoning Valley | .270 | 36 | 137 | 22 | 37 | 11 | 2 | 0 | 13 | 0 | 0 | 7 | 17 | 26 | 4 | 3 | .380 | .379 | .758 | 2 |

NERVIS, Joshua**RHP**

HEIGHT: 6-3

BATS: R

BORN: October 25, 1988 in Oakland, CA

WEIGHT: 230

THROWS: R

RESIDES: Oakland, CA

SIGNED BY: Don Lyle

OBTAINED: 38th Round Selection by Indians in the June, 2012 Draft

SCHOOL: Sonoma State University (CA)

CAREER HIGHLIGHTS: **2012-** Among Arizona League relievers, ranked 3rd in opponents batting average (.167) and 1st in Highest SO/9 IP Ratio (12.93).

| YEAR | CLUB | W-L | ERA | G | GS | CG | SHO | SV | IP | H | R | ER | HR | HB | BB | SO | WP | BK | AVG | SLG | OBP |
|------|-------------------|-----|------|----|----|----|-----|----|------|----|---|----|----|----|----|----|----|----|------|------|------|
| 2012 | AZL Indians | 1-0 | 1.52 | 13 | 0 | 0 | 0 | 3 | 23.2 | 14 | 4 | 4 | 1 | 2 | 8 | 34 | 7 | 0 | .167 | .250 | .255 |
| | Lake County | 0-0 | 4.09 | 4 | 0 | 0 | 0 | 1 | 11.0 | 9 | 5 | 5 | 1 | 1 | 6 | 6 | 0 | 0 | .237 | .421 | .348 |
| | Minor Lge. Totals | 1-0 | 2.34 | 17 | 0 | 0 | 0 | 4 | 34.2 | 23 | 9 | 9 | 2 | 3 | 14 | 40 | 7 | 0 | .189 | .303 | .285 |

NILSSON, Mitchell**CA**

HEIGHT: 5-11

BATS: S

BORN: May 24, 1991 in Brisbane, Queensland, AUS

WEIGHT: 164

THROWS: R

RESIDES: Strathpine, Queensland, AUS

SIGNED BY: Peter Gahan

OBTAINED: Minor League Free Agent (2/1/08)

CAREER HIGHLIGHTS: Nephew of former Milwaukee Brewer and Major League All-Star Dave Nilsson.

| YEAR | CLUB | AVG | G | AB | R | H | 2B | 3B | HR | RBI | SH | SF | HBP | BB | SO | SB | CS | SLG | OBP | OPS | E |
|------|-------------------|------|----|-----|----|----|----|----|----|-----|----|----|-----|----|----|----|----|------|------|------|---|
| 2011 | AZL Indians | .358 | 21 | 67 | 9 | 24 | 7 | 0 | 1 | 10 | 0 | 0 | 0 | 7 | 14 | 1 | 0 | .507 | .419 | .926 | 0 |
| 2012 | Mahoningvalley | .197 | 20 | 66 | 4 | 13 | 4 | 0 | 0 | 3 | 1 | 0 | 0 | 5 | 27 | 0 | 0 | .258 | .254 | .511 | 4 |
| | Minor Lge. Totals | .278 | 41 | 133 | 13 | 37 | 11 | 0 | 1 | 13 | 1 | 0 | 0 | 12 | 41 | 1 | 0 | .383 | .338 | .721 | 4 |

NIVAR, Juan**RHP**

HEIGHT: 6-1

BATS: R

BORN: September 24, 1992 in Yamasa, DR

WEIGHT: 170

THROWS: R

RESIDES: Yamasa, DR

SIGNED BY: Ramon Pena, Felix Nivar

OBTAINED: Non-Drafted Free Agent (2/11/11)

& Marcelino Vallejo

| YEAR | CLUB | W-L | ERA | G | GS | CG | SHO | SV | IP | H | R | ER | HR | HB | BB | SO | WP | BK | AVG | SLG | OBP |
|------|-------------------|-----|-------|----|----|----|-----|----|------|----|----|----|----|----|----|----|----|----|------|------|------|
| 2011 | DSL Indians | 0-1 | 16.00 | 10 | 0 | 0 | 0 | 0 | 9.0 | 12 | 18 | 16 | 2 | 3 | 14 | 3 | 3 | 1 | .333 | .556 | .509 |
| 2012 | DSL Indians | 4-1 | 1.36 | 10 | 10 | 0 | 0 | 0 | 46.1 | 26 | 11 | 7 | 1 | 4 | 13 | 54 | 11 | 0 | .163 | .206 | .242 |
| | Minor Lge. Totals | 4-2 | 3.74 | 20 | 10 | 0 | 0 | 0 | 55.1 | 38 | 29 | 23 | 3 | 7 | 27 | 57 | 14 | 1 | .194 | .270 | .306 |

NIXON, Robert**RHP**

HEIGHT: 6-1

BATS: R

BORN: November 1, 1988 in North York, Ontario, Canada

WEIGHT: 225

THROWS: R

RESIDES: Welland, Ontario, Canada

SIGNED BY: Brent Urcheck

OBTAINED: 46th Round Selection by Indians in June, 2011 Draft

SCHOOL: Adelphi University

CAREER HIGHLIGHTS: **2011-** Ranked T2nd in the NY-Penn League in wins (7) and 4th in innings pitched (80.1IP).

| YEAR | CLUB | W-L | ERA | G | GS | CG | SHO | SV | IP | H | R | ER | HR | HB | BB | SO | WP | BK | AVG | SLG | OBP |
|------|-------------------|-----|------|----|----|----|-----|----|-------|-----|----|----|----|----|----|-----|----|----|------|------|------|
| 2011 | Mahoning Valley | 7-3 | 4.82 | 15 | 15 | 0 | 0 | 0 | 80.1 | 99 | 50 | 43 | 8 | 5 | 17 | 48 | 6 | 0 | .301 | .462 | .342 |
| 2012 | Lake County | 1-1 | 3.12 | 21 | 0 | 0 | 0 | 1 | 52.0 | 54 | 24 | 18 | 1 | 2 | 25 | 42 | 7 | 0 | .274 | .355 | .357 |
| | Carolina | 1-0 | 5.40 | 14 | 0 | 0 | 0 | 1 | 30.0 | 33 | 19 | 18 | 1 | 2 | 10 | 26 | 2 | 0 | .277 | .370 | .341 |
| | Minor Lge. Totals | 9-4 | 4.38 | 50 | 15 | 0 | 0 | 2 | 162.1 | 186 | 93 | 79 | 10 | 9 | 52 | 116 | 15 | 0 | .288 | .412 | .347 |

PACKER, Matt

LHP

HEIGHT: 6-0 BATS: L BORN: August 28, 1987 in Rockville, MD
 WEIGHT: 199 THROWS: L RESIDES: Germantown, TN
 SIGNED BY: Bob Mayer OBTAINED: 32nd Round Selection by Indians in June, 2009 Draft
 SCHOOL: University of Virginia

CAREER HIGHLIGHTS: **2012-** Missed time with a left rotator cuff strain... Following the season, played for the Scottsdale Scorpions in the prestigious Arizona Fall League... **2011-** Led the Eastern League and Indians farm system in innings pitched (169.1)... Also ranked T2nd in the EL in starts (27), T7th in strikeouts (129) and 9th in WHIP (1.23)... **2010-** Named by *mlb.com* the Indians organizational Pitcher of the Year... Led the Indians Player Development System in ERA (2.04) and was 5th in strikeouts (123).

| YEAR | CLUB | W-L | ERA | G | GS | CG | SHO | SV | IP | H | R | ER | HR | HB | BB | SO | WP | BK | AVG | SLG | OBP |
|--------------------------|-----------------|--------------|-------------|-----------|-----------|----------|----------|----------|--------------|------------|------------|------------|-----------|-----------|-----------|------------|-----------|----------|-------------|-------------|-------------|
| 2009 | Mahoning Valley | 0-0 | 2.38 | 5 | 0 | 0 | 0 | 1 | 11.1 | 8 | 3 | 3 | 1 | 0 | 1 | 13 | 1 | 0 | .186 | .279 | .205 |
| 2010 | Lake County | 8-5 | 1.60 | 24 | 13 | 1 | 0 | 1 | 95.2 | 77 | 23 | 17 | 4 | 6 | 13 | 92 | 4 | 1 | .218 | .294 | .257 |
| | Akron | 1-2 | 3.16 | 6 | 5 | 0 | 0 | 0 | 37.0 | 35 | 14 | 13 | 3 | 0 | 9 | 31 | 3 | 0 | .267 | .374 | .312 |
| 2011 | Akron | 9-12 | 4.31 | 27 | 27 | 1 | 0 | 0 | 169.1 | 175 | 91 | 81 | 16 | 4 | 33 | 129 | 9 | 0 | .269 | .432 | .306 |
| 2012 | AZL Indians | 0-0 | 1.93 | 3 | 3 | 0 | 0 | 0 | 4.2 | 5 | 3 | 1 | 0 | 0 | 0 | 5 | 0 | 0 | .263 | .263 | .263 |
| | Carolina | 1-0 | 0.00 | 2 | 2 | 0 | 0 | 0 | 8.0 | 3 | 0 | 0 | 0 | 0 | 1 | 7 | 0 | 0 | .125 | .125 | .160 |
| | Akron | 2-1 | 2.41 | 3 | 3 | 0 | 0 | 0 | 18.2 | 20 | 8 | 5 | 2 | 1 | 1 | 12 | 1 | 0 | .270 | .419 | .289 |
| | Columbus | 1-4 | 5.50 | 6 | 6 | 0 | 0 | 0 | 34.1 | 45 | 21 | 21 | 6 | 0 | 14 | 23 | 1 | 0 | .321 | .521 | .383 |
| Minor Lge. Totals | | 22-24 | 3.35 | 76 | 59 | 2 | 0 | 2 | 379.0 | 368 | 163 | 141 | 32 | 11 | 72 | 312 | 19 | 1 | .256 | .389 | .296 |

PAREDES, Alexis

RHP

HEIGHT: 6-3 BATS: R BORN: January 24, 1992 in San Cristobal, DR
 WEIGHT: 175 THROWS: R RESIDES: San Cristobal, DR
 SIGNED BY: Ramon Pena & Marcelino Vallejo OBTAINED: Non-Drafted Free Agent (3/17/10)

| YEAR | CLUB | W-L | ERA | G | GS | CG | SHO | SV | IP | H | R | ER | HR | HB | BB | SO | WP | BK | AVG | SLG | OBP |
|--------------------------|-----------------|------------|-------------|-----------|-----------|----------|----------|----------|--------------|------------|-----------|-----------|----------|-----------|-----------|------------|-----------|----------|-------------|-------------|-------------|
| 2010 | DSL Indians | 4-4 | 2.55 | 18 | 7 | 0 | 0 | 0 | 49.1 | 38 | 23 | 14 | 0 | 10 | 27 | 42 | 10 | 0 | .213 | .264 | .346 |
| 2011 | DSL Indians | 1-4 | 4.53 | 23 | 4 | 1 | 0 | 0 | 51.2 | 42 | 30 | 26 | 2 | 8 | 23 | 37 | 6 | 1 | .226 | .312 | .335 |
| 2012 | AZL Indians | 4-1 | 2.95 | 17 | 0 | 0 | 0 | 4 | 39.2 | 30 | 18 | 13 | 2 | 5 | 17 | 44 | 6 | 1 | .205 | .295 | .310 |
| | Mahoning Valley | 0-0 | 1.93 | 3 | 0 | 0 | 0 | 0 | 4.2 | 3 | 2 | 1 | 0 | 0 | 5 | 2 | 0 | 1 | .188 | .250 | .364 |
| Minor Lge. Totals | | 9-9 | 3.34 | 61 | 11 | 1 | 0 | 4 | 145.1 | 113 | 73 | 54 | 4 | 23 | 72 | 125 | 22 | 3 | .215 | .289 | .333 |

PASQUALE, Nicholas

RHP

HEIGHT: 6-0 BATS: R BORN: October 27, 1990 in Antioch, CA
 WEIGHT: 190 THROWS: R RESIDES: Walnut Creek, CA
 SIGNED BY: N/A OBTAINED: 20th Round Selection by Indians in June, 2012 Draft
 SCHOOL: Diablo Valley College (CA)

| YEAR | CLUB | W-L | ERA | G | GS | CG | SHO | SV | IP | H | R | ER | HR | HB | BB | SO | WP | BK | AVG | SLG | OBP |
|--------------------------|-----------------|------------|-------------|-----------|----------|----------|----------|----------|-------------|-----------|-----------|-----------|----------|----------|----------|-----------|----------|----------|-------------|-------------|-------------|
| 2012 | Mahoning Valley | 0-0 | 4.32 | 4 | 0 | 0 | 0 | 1 | 8.1 | 9 | 4 | 4 | 0 | 0 | 1 | 7 | 0 | 0 | .273 | .303 | .294 |
| | AZL Indians | 1-1 | 6.23 | 4 | 2 | 0 | 0 | 0 | 13.0 | 17 | 12 | 9 | 1 | 1 | 3 | 8 | 2 | 0 | .321 | .491 | .362 |
| | Lake County | 3-0 | 2.17 | 9 | 2 | 0 | 0 | 0 | 29.0 | 25 | 8 | 7 | 1 | 2 | 1 | 17 | 1 | 0 | .238 | .305 | .259 |
| Minor Lge. Totals | | 4-1 | 3.58 | 17 | 4 | 0 | 0 | 1 | 50.1 | 51 | 24 | 20 | 2 | 3 | 5 | 32 | 3 | 0 | .267 | .356 | .295 |

PAULINO, Dorssy

SS

HEIGHT: 6-0 BATS: R BORN: November 21, 1994 in Bani, DR
 WEIGHT: 175 THROWS: R RESIDES: Bani, DR
 SIGNED BY: Ramon Pena, Claudio Brito & Felix Nivar OBTAINED: Non-Drafted Free Agent (7/2/11)

CAREER HIGHLIGHTS: **2013-** Enters the season ranked #3 prospect in the organization according to *Baseball America* and MLB.com... Ranked the 56th-best prospect in all of baseball in Keith Law's Top 100... Rated the Best Hitter for Average in the organization in *Baseball America's* Best Tools Survey... **2012-** Led the Indians PDS in batting (.333)... Ranked among the Arizona League leaders in batting (.355, 2nd), slugging (.610, 3rd), extra-base hits (26, 4th), runs scored (42, T4th), total bases (105, 5th) and intentional walks (1, T1st)... Named the 5th best prospect in the Arizona League according to *Baseball America*.

| YEAR | CLUB | AVG | G | AB | R | H | 2B | 3B | HR | RBI | SH | SF | HBP | BB | SO | SB | CS | SLG | OBP | OPS | E |
|--------------------------|-----------------|-------------|-----------|------------|-----------|-----------|-----------|----------|----------|-----------|----------|----------|----------|-----------|-----------|-----------|----------|-------------|-------------|-------------|-----------|
| 2012 | AZL Indians | .355 | 41 | 172 | 42 | 61 | 14 | 6 | 6 | 30 | 0 | 1 | 0 | 15 | 31 | 9 | 1 | .610 | .404 | 1.015 | 20 |
| | Mahoning Valley | .271 | 15 | 59 | 5 | 16 | 5 | 0 | 1 | 8 | 0 | 0 | 0 | 3 | 14 | 2 | 1 | .407 | .306 | .713 | 5 |
| Minor Lge. Totals | | .333 | 56 | 231 | 47 | 77 | 19 | 6 | 7 | 38 | 0 | 1 | 0 | 18 | 45 | 11 | 2 | .558 | .380 | .938 | 25 |

PLAYER DEVELOPMENT

PENNY, Cody**RHP**

HEIGHT: 6-3

BATS: R

BORN: May 15, 1991 in Hickory, NC

WEIGHT: 205

THROWS: R

RESIDES: Granite Falls, NC

SIGNED BY: Bob Mayer

OBTAINED: 16th Round Selection by Indians in June, 2012 Draft

SCHOOL: University of North Carolina

| YEAR | CLUB | W-L | ERA | G | GS | CG | SHO | SV | IP | H | R | ER | HR | HB | BB | SO | WP | BK | AVG | SLG | OBP |
|-------------------|-----------------|-----|------|----|----|----|-----|----|------|----|----|----|----|----|----|----|----|----|------|------|------|
| 2012 | Mahoning Valley | 0-2 | 3.05 | 13 | 0 | 0 | 0 | 2 | 20.2 | 17 | 8 | 7 | 0 | 2 | 8 | 18 | 0 | 1 | .230 | .270 | .321 |
| | Lake County | 4-1 | 1.59 | 9 | 0 | 0 | 0 | 0 | 17.0 | 10 | 3 | 3 | 1 | 1 | 4 | 16 | 0 | 2 | .169 | .271 | .234 |
| Minor Lge. Totals | | 4-3 | 2.39 | 22 | 0 | 0 | 0 | 2 | 37.2 | 27 | 11 | 10 | 1 | 3 | 12 | 34 | 0 | 3 | .203 | .271 | .283 |

PEOPLES, Scott**RHP**

HEIGHT: 6-5

BATS: R

BORN: September 5, 1991 in Weatherford, TX

WEIGHT: 190

THROWS: R

RESIDES: Weatherford, TX

SIGNED BY: Mark Allen

OBTAINED: 14th Round Selection by Indians in June, 2012 Draft

SCHOOL: Western Oklahoma State University

| YEAR | CLUB | W-L | ERA | G | GS | CG | SHO | SV | IP | H | R | ER | HR | HB | BB | SO | WP | BK | AVG | SLG | OBP |
|------|-----------------|-----|------|----|----|----|-----|----|------|----|---|----|----|----|----|----|----|----|------|------|------|
| 2012 | Mahoning Valley | 1-1 | 2.28 | 16 | 0 | 0 | 0 | 0 | 23.2 | 17 | 8 | 6 | 1 | 1 | 8 | 21 | 5 | 0 | .200 | .271 | .277 |

PETTER, Kyle**LHP**

HEIGHT: 5-9

BATS: L

BORN: April 5, 1990 in Torrance, CA

WEIGHT: 185

THROWS: L

RESIDES: Torrance, CA

SIGNED BY: Vince Sagisi

OBTAINED: 34th Round Selection by Indians in June, 2010 Draft

SCHOOL: El Camino College (CA)

| YEAR | CLUB | W-L | ERA | G | GS | CG | SHO | SV | IP | H | R | ER | HR | HB | BB | SO | WP | BK | AVG | SLG | OBP |
|-------------------|-----------------|-----|------|----|----|----|-----|----|-------|----|----|----|----|----|----|-----|----|----|------|------|------|
| 2010 | AZL Indians | 0-1 | 3.51 | 14 | 0 | 0 | 0 | 1 | 25.2 | 29 | 13 | 10 | 1 | 2 | 9 | 28 | 3 | 0 | .290 | .410 | .354 |
| 2011 | Lake County | 2-5 | 2.70 | 22 | 0 | 0 | 0 | 2 | 33.1 | 20 | 12 | 10 | 1 | 3 | 17 | 46 | 5 | 2 | .168 | .218 | .288 |
| | Akron | 0-0 | 0.00 | 2 | 0 | 0 | 0 | 0 | 1.1 | 0 | 0 | 0 | 0 | 0 | 3 | 2 | 1 | 0 | .000 | .000 | .375 |
| | Mahoning Valley | 2-0 | 0.00 | 6 | 0 | 0 | 0 | 2 | 7.2 | 2 | 0 | 0 | 0 | 0 | 5 | 14 | 1 | 0 | .091 | .136 | .259 |
| 2012 | Lake County | 2-0 | 1.65 | 18 | 0 | 0 | 0 | 0 | 32.2 | 14 | 6 | 6 | 1 | 6 | 21 | 37 | 3 | 0 | .130 | .194 | .304 |
| | Carolina | 1-1 | 5.59 | 17 | 0 | 0 | 0 | 0 | 29.0 | 29 | 20 | 18 | 2 | 5 | 22 | 26 | 2 | 0 | .271 | .374 | .418 |
| Minor Lge. Totals | | 7-7 | 3.05 | 79 | 0 | 0 | 0 | 5 | 129.2 | 94 | 51 | 44 | 5 | 16 | 77 | 153 | 15 | 2 | .204 | .284 | .336 |

PINEDA, Edgar**LHP**

HEIGHT: 5-10

BATS: L

BORN: September 7, 1994 in Barquisimeto, Lara, VZ

WEIGHT: 155

THROWS: L

RESIDES: Bobare, Lara, VZ

SIGNED BY: Ramon Pena & Antonio Caballero

OBTAINED: Non-Drafted Free Agent (7/2/11)

| YEAR | CLUB | W-L | ERA | G | GS | CG | SHO | SV | IP | H | R | ER | HR | HB | BB | SO | WP | BK | AVG | SLG | OBP |
|------|-------------|-----|------|----|----|----|-----|----|------|---|----|----|----|----|----|----|----|----|------|------|------|
| 2012 | DSL Indians | 1-0 | 5.14 | 12 | 0 | 0 | 0 | 0 | 14.0 | 9 | 10 | 8 | 0 | 4 | 15 | 13 | 5 | 0 | .188 | .250 | .418 |

PLACIDO, Anderson**LHP**

HEIGHT: 6-0

BATS: L

BORN: September 24, 1993 in Las Terrenas, DR

WEIGHT: 190

THROWS: L

RESIDES: Las Terrenas, DR

SIGNED BY: N/A

OBTAINED: Non-Drafted Free Agent (3/7/12)

| YEAR | CLUB | W-L | ERA | G | GS | CG | SHO | SV | IP | H | R | ER | HR | HB | BB | SO | WP | BK | AVG | SLG | OBP |
|------|-------------|-----|------|----|----|----|-----|----|------|----|----|----|----|----|----|----|----|----|------|------|------|
| 2012 | DSL Indians | 6-1 | 1.97 | 13 | 11 | 0 | 0 | 0 | 59.1 | 47 | 18 | 13 | 1 | 6 | 29 | 49 | 2 | 0 | .232 | .291 | .345 |

POLANCO, Anderson**LHP**

HEIGHT: 6-3

BATS: L

BORN: September 6, 1992 in Santo Domingo, DR

WEIGHT: 190

THROWS: L

RESIDES: Santo Domingo, DR

SIGNED BY: Ramon Pena & Felix Nivar

OBTAINED: Non-Drafted Free Agent (2/21/11)

| YEAR | CLUB | W-L | ERA | G | GS | CG | SHO | SV | IP | H | R | ER | HR | HB | BB | SO | WP | BK | AVG | SLG | OBP |
|-------------------|-------------|-----|------|----|----|----|-----|----|------|----|----|----|----|----|----|----|----|----|------|------|------|
| 2011 | DSL Indians | 3-4 | 1.77 | 13 | 12 | 0 | 0 | 0 | 61.0 | 38 | 16 | 12 | 2 | 6 | 32 | 63 | 3 | 1 | .180 | .242 | .303 |
| 2012 | AZL Indians | 1-2 | 6.35 | 12 | 0 | 0 | 0 | 0 | 22.2 | 24 | 20 | 16 | 5 | 1 | 21 | 26 | 5 | 1 | .273 | .534 | .418 |
| Minor Lge. Totals | | 4-6 | 3.01 | 25 | 12 | 0 | 0 | 0 | 83.2 | 62 | 36 | 28 | 7 | 7 | 53 | 89 | 8 | 2 | .207 | .328 | .338 |

PRICE, Bryan**RHP**

HEIGHT: 6-3 BATS: R
 WEIGHT: 215 THROWS: R
 SIGNED BY: John Booher
 SCHOOL: Rice University

BORN: November 13, 1986 in Corpus Christi, TX
 RESIDES: Granbury, TX
 OBTAINED: Acquired along with Justin Masterson and Nick Hagadone
 from the Boston Red Sox for Victor Martinez (7/31/09).

CAREER HIGHLIGHTS: 2008- Following the season was named the 12th best prospect in the New York-Penn League by *Baseball America*... Selected by the Boston Red Sox in the sandwich round (45th overall) in the June Draft.

| YEAR | CLUB | W-L | ERA | G | GS | CG | SHO | SV | IP | H | R | ER | HR | HB | BB | SO | WP | BK | AVG | SLG | OBP |
|--------------------------|------------|--------------|-------------|------------|-----------|----------|----------|----------|--------------|------------|------------|------------|-----------|-----------|------------|------------|-----------|----------|-------------|-------------|-------------|
| 2008 | Lowell | 1-3 | 3.83 | 12 | 9 | 0 | 0 | 0 | 40.0 | 47 | 22 | 17 | 2 | 2 | 10 | 43 | 6 | 0 | .281 | .371 | .328 |
| 2009 | Greenville | 3-2 | 2.45 | 8 | 8 | 0 | 0 | 0 | 44.0 | 37 | 16 | 12 | 2 | 1 | 12 | 40 | 4 | 1 | .223 | .349 | .278 |
| | Salem | 1-6 | 6.54 | 11 | 11 | 0 | 0 | 0 | 52.1 | 62 | 43 | 38 | 4 | 2 | 19 | 57 | 4 | 1 | .288 | .447 | .350 |
| | Kinston | 2-4 | 4.95 | 7 | 7 | 0 | 0 | 0 | 36.1 | 38 | 22 | 20 | 9 | 0 | 10 | 30 | 2 | 0 | .268 | .479 | .316 |
| 2010 | Akron | 6-3 | 3.25 | 40 | 0 | 0 | 0 | 1 | 69.1 | 75 | 32 | 25 | 7 | 3 | 22 | 69 | 7 | 1 | .273 | .411 | .330 |
| 2011 | Akron | 2-3 | 2.79 | 28 | 1 | 0 | 0 | 0 | 51.2 | 50 | 20 | 16 | 5 | 2 | 15 | 33 | 2 | 0 | .258 | .371 | .310 |
| 2012 | Akron | 2-3 | 3.02 | 27 | 0 | 0 | 0 | 4 | 50.2 | 44 | 20 | 17 | 6 | 3 | 12 | 46 | 5 | 0 | .239 | .386 | .294 |
| | Columbus | 0-1 | 6.63 | 13 | 0 | 0 | 0 | 0 | 19.0 | 27 | 14 | 14 | 2 | 0 | 12 | 17 | 3 | 0 | .321 | .476 | .406 |
| Minor Lge. Totals | | 17-25 | 3.94 | 146 | 36 | 0 | 0 | 5 | 363.1 | 380 | 189 | 159 | 37 | 13 | 112 | 335 | 33 | 3 | .266 | .406 | .323 |

PUELLO, Johan**RHP**

HEIGHT: 5-11
 WEIGHT: 165
 SIGNED BY: N/A

BATS: R
 THROWS: R

BORN: January 5, 1994 in Maracay, VZ
 RESIDES: Maracay, VZ
 OBTAINED: Non-Drafted Free Agent (3/5/12)

| YEAR | CLUB | W-L | ERA | G | GS | CG | SHO | SV | IP | H | R | ER | HR | HB | BB | SO | WP | BK | AVG | SLG | OBP |
|------|-------------|-----|------|----|----|----|-----|----|------|----|----|----|----|----|----|----|----|----|------|------|------|
| 2012 | DSL Indians | 0-6 | 3.75 | 14 | 3 | 0 | 0 | 0 | 24.0 | 25 | 20 | 10 | 2 | 3 | 17 | 15 | 7 | 0 | .258 | .381 | .385 |

PUERTA, Breily**RHP**

HEIGHT: 5-10
 WEIGHT: 180
 SIGNED BY: Ramon Pena, Luis Schecker & Antonio Caballero

BATS: R
 THROWS: R

BORN: June 17, 1992 in Maracay, Aragua, VZ
 RESIDES: Maracay, Aragua, VZ
 OBTAINED: Non-Drafted Free Agent (12/14/10)

CAREER HIGHLIGHTS: 2012- Following the season, played for Tiburones de La Guaira in the Venezuela Winter League.

| YEAR | CLUB | W-L | ERA | G | GS | CG | SHO | SV | IP | H | R | ER | HR | HB | BB | SO | WP | BK | AVG | SLG | OBP |
|--------------------------|-------------|------------|-------------|-----------|----------|----------|----------|----------|-------------|-----------|-----------|-----------|----------|----------|-----------|-----------|----------|----------|-------------|-------------|-------------|
| 2011 | DSL Indians | 2-1 | 2.57 | 11 | 8 | 0 | 0 | 0 | 42.0 | 33 | 16 | 12 | 0 | 2 | 12 | 50 | 3 | 0 | .214 | .273 | .276 |
| 2012 | AZL Indians | 4-1 | 3.60 | 18 | 0 | 0 | 0 | 3 | 35.0 | 33 | 15 | 14 | 2 | 1 | 15 | 35 | 5 | 0 | .244 | .356 | .325 |
| Minor Lge. Totals | | 6-2 | 3.04 | 29 | 8 | 0 | 0 | 3 | 77.0 | 66 | 31 | 26 | 2 | 3 | 27 | 85 | 8 | 0 | .228 | .311 | .299 |

RADEKE, Mason**RHP**

HEIGHT: 6-1
 WEIGHT: 175
 SIGNED BY: Vince Sagisi
 SCHOOL: Cal Poly San Luis Obispo

BATS: R
 THROWS: R

BORN: June 13, 1990 in Santa Barbara, CA
 RESIDES: Santa Barbara, CA
 OBTAINED: 35th Round Selection by Indians in June, 2011 Draft

CAREER HIGHLIGHTS: 2012- Finished 2nd in the organization in strikeouts (119) and 3rd in ERA (3.28)...Named Indians Minor League Player of the Week for June 4-11...Named Midwest League Pitcher of the Week for August 13-20.

| YEAR | CLUB | W-L | ERA | G | GS | CG | SHO | SV | IP | H | R | ER | HR | HB | BB | SO | WP | BK | AVG | SLG | OBP |
|--------------------------|-----------------|-------------|-------------|-----------|-----------|----------|----------|----------|--------------|------------|-----------|-----------|-----------|----------|-----------|------------|----------|----------|-------------|-------------|-------------|
| 2011 | Mahoning Valley | 2-0 | 4.53 | 9 | 9 | 0 | 0 | 0 | 43.2 | 44 | 23 | 22 | 6 | 1 | 15 | 30 | 2 | 0 | .263 | .437 | .328 |
| 2012 | Lake County | 7-6 | 3.38 | 28 | 12 | 0 | 0 | 1 | 109.1 | 91 | 49 | 41 | 11 | 4 | 24 | 117 | 7 | 1 | .220 | .383 | .267 |
| | Akron | 1-1 | 1.50 | 3 | 1 | 0 | 0 | 0 | 6.0 | 5 | 4 | 1 | 2 | 0 | 2 | 2 | 0 | 0 | .208 | .458 | .269 |
| Minor Lge. Totals | | 10-7 | 3.62 | 40 | 22 | 0 | 0 | 1 | 159.0 | 140 | 76 | 64 | 19 | 5 | 41 | 149 | 9 | 1 | .232 | .401 | .284 |

RAMIREZ, Anderson**RHP**

HEIGHT: 6-2
 WEIGHT: 175
 SIGNED BY: Ramon Pena & Felix Nivar

BATS: R
 THROWS: R

BORN: July 28, 1993 in Banica, DR
 RESIDES: Banica, DR
 OBTAINED: Non-Drafted Free Agent (9/16/11)

RAMIREZ, Jesus**RHP**

HEIGHT: 6-4
 WEIGHT: 190
 SIGNED BY: N/A

BATS: R
 THROWS: R

BORN: March 14, 1995 in Valencia, VZ
 RESIDES: Valencia, VZ
 OBTAINED: Non-Drafted Free Agent (11/29/12)

RAMIREZ, Jose**INF**

HEIGHT: 5-9
 WEIGHT: 165
 SIGNED BY: Ramon Pena & Felix Nivar

BATS: S
 THROWS: R

BORN: September 17, 1992 in Bani, DR
 RESIDES: Bani, DR
 OBTAINED: Non-Drafted Free Agent (11/26/09)

CAREER HIGHLIGHTS: Enters the season rated the 9th-best prospect in the organization according to MLB.com...**2012-** Named an MiLB.com Organization All-Star...Following the season, played for Toros del Este in the Dominican Winter League...**2011-** Led the entire Indians Player Development System in batting average (.325).

| YEAR | CLUB | AVG | G | AB | R | H | 2B | 3B | HR | RBI | SH | SF | HBP | BB | SO | SB | CS | SLG | OBP | OPS | E |
|--------------------------|-----------------|-------------|------------|------------|-----------|------------|-----------|----------|----------|-----------|-----------|----------|----------|-----------|-----------|-----------|-----------|-------------|-------------|-------------|-----------|
| 2011 | AZL Indians | .325 | 48 | 194 | 30 | 63 | 13 | 4 | 1 | 20 | 3 | 2 | 2 | 7 | 17 | 12 | 6 | .448 | .351 | .800 | 10 |
| 2012 | Mahoning Valley | .364 | 3 | 11 | 2 | 4 | 2 | 0 | 0 | 0 | 1 | 0 | 0 | 1 | 0 | 2 | 1 | .545 | .417 | .962 | 0 |
| | Lake County | .354 | 67 | 277 | 54 | 98 | 13 | 4 | 3 | 27 | 8 | 3 | 1 | 24 | 26 | 15 | 6 | .462 | .403 | .865 | 2 |
| Minor Lge. Totals | | .342 | 118 | 482 | 86 | 165 | 28 | 8 | 4 | 47 | 12 | 5 | 3 | 32 | 43 | 29 | 13 | .459 | .383 | .842 | 12 |

RAYL, Mike**LHP**

HEIGHT: 6-2
 WEIGHT: 194
 SIGNED BY: Mike Soper
 SCHOOL: Palm Beach CC (FL)

BATS: L
 THROWS: L

BORN: November 1, 1988 in West Palm Beach, FL
 RESIDES: Lake Worth, FL
 OBTAINED: 15th Round Selection by Indians in June, 2009 Draft

CAREER HIGHLIGHTS: **2012-** Ranked 3rd in the Indians PDS in innings pitched (152.1) and T4th in wins (10)...Ranked among the Carolina League leaders in games started (27, T1st), innings pitched (149.1, 4th) and wins (10, T4th)...Named Carolina League Pitcher of the Week for April 16-23...**2011-** Named to the Midwest League All-Star Team...**2010-** Finished 7th in the New York-Penn League in ERA (2.81).

| YEAR | CLUB | W-L | ERA | G | GS | CG | SHO | SV | IP | H | R | ER | HR | HB | BB | SO | WP | BK | AVG | SLG | OBP |
|--------------------------|-----------------|--------------|-------------|-----------|-----------|----------|----------|----------|--------------|------------|------------|------------|-----------|-----------|------------|------------|-----------|----------|-------------|-------------|-------------|
| 2009 | AZL Indians | 1-2 | 3.74 | 10 | 8 | 0 | 0 | 0 | 33.2 | 36 | 18 | 14 | 3 | 1 | 10 | 41 | 0 | 0 | .267 | .430 | .320 |
| 2010 | Lake County | 0-0 | 10.80 | 1 | 0 | 0 | 0 | 0 | 3.1 | 5 | 4 | 4 | 0 | 0 | 4 | 4 | 0 | 0 | .357 | .571 | .450 |
| | Mahoning Valley | 2-4 | 2.81 | 14 | 14 | 0 | 0 | 0 | 67.1 | 57 | 26 | 21 | 1 | 5 | 21 | 56 | 6 | 0 | .234 | .307 | .305 |
| 2011 | Kinston | 1-3 | 4.61 | 8 | 8 | 0 | 0 | 0 | 41.0 | 48 | 23 | 21 | 6 | 1 | 13 | 37 | 2 | 0 | .293 | .463 | .346 |
| | Lake County | 5-5 | 2.83 | 17 | 17 | 0 | 0 | 0 | 82.2 | 66 | 28 | 26 | 3 | 1 | 13 | 84 | 2 | 0 | .216 | .305 | .251 |
| 2012 | Carolina | 10-9 | 4.28 | 27 | 27 | 0 | 0 | 0 | 149.1 | 144 | 76 | 71 | 13 | 16 | 57 | 95 | 4 | 1 | .259 | .401 | .342 |
| | Akron | 0-1 | 15.00 | 1 | 1 | 0 | 0 | 0 | 3.0 | 8 | 7 | 5 | 1 | 1 | 2 | 0 | 1 | 0 | .444 | .611 | .524 |
| Minor Lge. Totals | | 19-24 | 3.83 | 78 | 75 | 0 | 0 | 0 | 380.1 | 364 | 182 | 162 | 27 | 25 | 120 | 317 | 15 | 1 | .253 | .379 | .320 |

REICHENBACH, James (J.D.)**LHP**

HEIGHT: 6-2
 WEIGHT: 180
 SIGNED BY: Bob Mayer
 SCHOOL: Elon University (NC)

BATS: L
 THROWS: L

BORN: August 29, 1987 in Doylestown, PA
 RESIDES: Doylestown, PA
 OBTAINED: Non-Drafted Free Agent (6/15/10)

| YEAR | CLUB | W-L | ERA | G | GS | CG | SHO | SV | IP | H | R | ER | HR | HB | BB | SO | WP | BK | AVG | SLG | OBP |
|--------------------------|-----------------|--------------|-------------|-----------|-----------|----------|----------|----------|--------------|------------|------------|-----------|-----------|-----------|-----------|------------|-----------|----------|-------------|-------------|-------------|
| 2010 | Mahoning Valley | 1-3 | 3.38 | 20 | 0 | 0 | 0 | 3 | 37.1 | 32 | 16 | 14 | 3 | 1 | 18 | 29 | 1 | 0 | .232 | .312 | .323 |
| 2011 | Kinston | 1-0 | 0.00 | 2 | 1 | 0 | 0 | 0 | 6.0 | 0 | 0 | 0 | 0 | 1 | 2 | 3 | 0 | 0 | .000 | .000 | .158 |
| | Lake County | 7-2 | 3.65 | 30 | 9 | 0 | 0 | 0 | 103.2 | 111 | 56 | 42 | 6 | 4 | 26 | 72 | 11 | 1 | .278 | .393 | .328 |
| | Columbus | 0-0 | 0.00 | 1 | 0 | 0 | 0 | 0 | 1.0 | 1 | 0 | 0 | 0 | 0 | 1 | 1 | 0 | 0 | .250 | .250 | .400 |
| 2012 | Carolina | 5-7 | 5.14 | 38 | 0 | 0 | 0 | 1 | 63.0 | 68 | 43 | 36 | 5 | 4 | 30 | 48 | 3 | 0 | .279 | .443 | .363 |
| Minor Lge. Totals | | 14-12 | 3.92 | 91 | 10 | 0 | 0 | 4 | 211.0 | 212 | 115 | 92 | 14 | 10 | 77 | 153 | 15 | 1 | .265 | .386 | .335 |

RIVAS, Alejandro**RHP**

HEIGHT: 6-1
 WEIGHT: 200
 SIGNED BY: Lino Diaz

BATS: R
 THROWS: R

BORN: August 21, 1991 in Puerto Piritu, VZ
 RESIDES: Puerto Piritu, VZ
 OBTAINED: Non-Drafted Free Agent (7/28/09)

| YEAR | CLUB | W-L | ERA | G | GS | CG | SHO | SV | IP | H | R | ER | HR | HB | BB | SO | WP | BK | AVG | SLG | OBP |
|--------------------------|-------------|------------|-------------|-----------|----------|----------|----------|----------|-------------|-----------|-----------|-----------|----------|----------|-----------|-----------|-----------|----------|-------------|-------------|-------------|
| 2010 | DSL Indians | 2-4 | 2.83 | 22 | 0 | 0 | 0 | 3 | 41.1 | 37 | 20 | 13 | 0 | 4 | 21 | 40 | 11 | 0 | .245 | .285 | .344 |
| 2011 | DSL Indians | 0-0 | 2.08 | 3 | 0 | 0 | 0 | 0 | 4.1 | 3 | 2 | 1 | 1 | 0 | 2 | 4 | 1 | 0 | .200 | .400 | .294 |
| 2012 | DSL Indians | 1-0 | 5.27 | 13 | 0 | 0 | 0 | 1 | 13.2 | 12 | 8 | 8 | 2 | 4 | 11 | 12 | 3 | 0 | .240 | .380 | .415 |
| Minor Lge. Totals | | 3-4 | 3.34 | 38 | 0 | 0 | 0 | 4 | 59.1 | 52 | 30 | 22 | 3 | 8 | 34 | 56 | 15 | 0 | .241 | .315 | .358 |

ROBERTS, Will**RHP**

HEIGHT: 6-4
 WEIGHT: 205
 SIGNED BY: Bob Mayer
 SCHOOL: University of Virginia

BATS: L
 THROWS: R

BORN: August 17, 1990 in Salem, VA
 RESIDES: Richmond, VA
 OBTAINED: 5th Round Selection by Indians in June, 2011 Draft

CAREER HIGHLIGHTS: 2012- Finished 2nd in the organization in innings pitched (153.0)...2008- Drafted by the L.A Angels in the 49th round of the 2008 MLB June Amateur Draft (did not sign)

| YEAR | CLUB | W-L | ERA | G | GS | CG | SHO | SV | IP | H | R | ER | HR | HB | BB | SO | WP | BK | AVG | SLG | OBP |
|--------------------------|-------------------------|-------------|--------------|-----------|-----------|----------|----------|----------|---------------|------------|------------|------------|-----------|----------|-----------|------------|----------|----------|--------------|--------------|--------------|
| 2011 | Mahoning Valley | 1-3 | 3.27 | 9 | 8 | 0 | 0 | 0 | 41.1 | 37 | 17 | 15 | 2 | 2 | 7 | 29 | 0 | 0 | .247 | .340 | .288 |
| 2012 | Lake County Carolina | 2-1 5-10 | 2.90 5.68 | 5 24 | 5 19 | 0 1 | 0 0 | 0 0 | 31.0 122.0 | 26 146 | 14 83 | 10 77 | 1 10 | 0 5 | 8 30 | 13 77 | 0 6 | 0 0 | .220 .296 | .339 .430 | .268 .338 |
| Minor Lge. Totals | | 8-14 | 4.72 | 38 | 32 | 1 | 0 | 0 | 194.1 | 209 | 114 | 102 | 13 | 7 | 45 | 119 | 6 | 0 | .275 | .398 | .317 |

RODRIGUEZ, Jorma**SS**

HEIGHT: 5-10
 WEIGHT: 150
 SIGNED BY: N/A

BATS: R
 THROWS: R

BORN: March 25, 1996 in Palo Negro, VZ
 RESIDES: Cagua, VZ
 OBTAINED: Non-Drafted Free Agent (7/19/12)

RODRIGUEZ, Jose**RHP**

HEIGHT: 6-0
 WEIGHT: 185
 SIGNED BY: N/A

BATS: R
 THROWS: R

BORN: March 18, 1995 in Barquisimeto, VZ
 RESIDES: Barquisimeto, VZ
 OBTAINED: Non-Drafted Free Agent (11/29/12)

RODRIGUEZ, Luigi**2B/OF**

HEIGHT: 5-10
 WEIGHT: 163
 SIGNED BY: Andres Garcia

BATS: S
 THROWS: R

BORN: November 13, 1992 in Santiago, DR
 RESIDES: Santiago, DR
 OBTAINED: Non-Drafted Free Agent (9/30/09)

CAREER HIGHLIGHTS: Enters the 2013 season as the #8 ranked prospect in the organization according to *Baseball America* and rated the Fastest Baserunner in the organization in the publication's Best Tools Survey...2012- Entered the season as the #5 ranked prospect in the Indians organization according to *Baseball America*...Named Indians Minor League Player of the Week for April 23-29.

| YEAR | CLUB | AVG | G | AB | R | H | 2B | 3B | HR | RBI | SH | SF | HBP | BB | SO | CS | SLG | OBP | OPS | E | |
|--------------------------|----------------------------|--------------|------------|------------|------------|------------|-----------|-----------|-----------|-----------|----------|-----------|----------|------------|------------|-----------|-----------|--------------|--------------|--------------|-----------|
| 2010 | DSL Indians | .301 | 63 | 206 | 43 | 62 | 7 | 10 | 2 | 27 | 1 | 4 | 2 | 36 | 35 | 31 | 9 | .461 | .403 | .864 | 8 |
| 2011 | Lake County AZL Indians | .250 .379 | 34 25 | 132 95 | 10 18 | 33 36 | 4 6 | 2 2 | 0 3 | 5 14 | 1 0 | 1 2 | 0 1 | 14 5 | 36 19 | 6 12 | 5 5 | .311 .579 | .320 .408 | .630 .987 | 7 2 |
| 2012 | Lake County | .268 | 117 | 463 | 75 | 124 | 21 | 5 | 11 | 48 | 3 | 4 | 1 | 50 | 133 | 24 | 9 | .406 | .338 | .744 | 7 |
| Minor Lge. Totals | | .285 | 239 | 896 | 146 | 255 | 38 | 19 | 16 | 94 | 5 | 11 | 4 | 105 | 223 | 73 | 28 | .423 | .358 | .781 | 24 |

PLAYER DEVELOPMENT

RODRIGUEZ, Nelson**CA**

HEIGHT: 6-2 BATS: R BORN: June 12, 1994 in New York, NY
 WEIGHT: 250 THROWS: R RESIDES: New York, NY
 SIGNED BY: Brent Urcheck OBTAINED: 15th Round Selection by Indians in June, 2012 Draft
 SCHOOL: George Washington HS (NYC)

| YEAR | CLUB | AVG | G | AB | R | H | 2B | 3B | HR | RBI | SH | SF | HBP | BB | SO | SB | CS | SLG | OBP | OPS | E |
|------|-------------|------|----|-----|----|----|----|----|----|-----|----|----|-----|----|----|----|----|------|------|------|---|
| 2012 | AZL Indians | .229 | 32 | 109 | 19 | 25 | 7 | 3 | 4 | 17 | 0 | 1 | 2 | 24 | 41 | 0 | 0 | .459 | .375 | .834 | 6 |

RODRIGUEZ, Ramon**RHP**

HEIGHT: 5-11 BATS: R BORN: March 1, 1994 in Guanare, Portuguesa, VZ
 WEIGHT: 170 THROWS: R RESIDES: Guanare, Portuguesa, VZ
 SIGNED BY: Ramon Pena & Antonio Caballero OBTAINED: Non-Drafted Free Agent (9/15/11)

| YEAR | CLUB | W-L | ERA | G | GS | CG | SHO | SV | IP | H | R | ER | HR | HB | BB | SO | WP | BK | AVG | SLG | OBP |
|------|-------------|-----|------|----|----|----|-----|----|------|----|----|----|----|----|----|----|----|----|------|------|------|
| 2012 | DSL Indians | 5-4 | 2.75 | 20 | 4 | 0 | 0 | 1 | 52.1 | 51 | 24 | 16 | 3 | 3 | 18 | 37 | 5 | 1 | .267 | .393 | .338 |

RODRIGUEZ, Ronny**SS**

HEIGHT: 6-0 BATS: R BORN: April 17, 1992 in Santiago, DR
 WEIGHT: 170 THROWS: R RESIDES: Valverde Mao, DR
 SIGNED BY: Ramon Pena & Miguel Valdez OBTAINED: Non-Drafted Free Agent (10/5/10)

CAREER HIGHLIGHTS: 2013- Enters 2013 as the 4th overall prospect in the Indians system according to MLB.com and the 9th overall prospect in the organization according to *Baseball America*...2012- Ranked T3rd in the Indians PDS in home runs (19)... Named second baseman on Carolina League postseason all-star team... Led the team in home runs (4th in CL) and RBI (66, 7th in CL)... Also finished 8th in the league in runs (67) and 11th in slugging pct (.452)... Named the 19th-best prospect in the Carolina League according to *Baseball America*... Following the season, played for the Scottsdale Scorpions in the prestigious Arizona Fall League and for Estrellas de Oriente in the Dominican Winter League.

| YEAR | CLUB | AVG | G | AB | R | H | 2B | 3B | HR | RBI | SH | SF | HBP | BB | SO | SB | CS | SLG | OBP | OPS | E |
|--------------------------|-------------|-------------|------------|------------|------------|------------|-----------|-----------|-----------|------------|----------|----------|----------|-----------|------------|-----------|-----------|-------------|-------------|-------------|-----------|
| 2011 | Lake County | .246 | 98 | 370 | 41 | 91 | 28 | 7 | 11 | 42 | 4 | 4 | 3 | 13 | 83 | 10 | 7 | .449 | .274 | .723 | 38 |
| 2012 | Carolina | .264 | 126 | 454 | 67 | 120 | 20 | 4 | 19 | 66 | 3 | 2 | 5 | 19 | 88 | 7 | 7 | .452 | .300 | .752 | 33 |
| Minor Lge. Totals | | .256 | 224 | 824 | 108 | 211 | 48 | 11 | 30 | 108 | 7 | 6 | 8 | 32 | 171 | 17 | 14 | .450 | .288 | .739 | 71 |

ROHLINGER, Ryan**3B**

HEIGHT: 6-0 BATS: R BORN: October 7, 1983 in West Bend, WI
 WEIGHT: 195 THROWS: R RESIDES: West Bend, WI
 SIGNED BY: N/A OBTAINED: Minor League Free Agent (1/24/12)

| YEAR | CLUB | AVG | G | AB | R | H | 2B | 3B | HR | RBI | SH | SF | HBP | BB | SO | SB | CS | SLG | OBP | OPS | E |
|--------------------------|------------------|-------------|------------|-------------|------------|------------|------------|-----------|-----------|------------|-----------|-----------|-----------|------------|------------|-----------|-----------|-------------|-------------|-------------|-----------|
| 2006 | Salem-Keizer | .252 | 65 | 234 | 34 | 59 | 13 | 1 | 3 | 28 | 2 | 5 | 5 | 27 | 27 | 0 | 2 | .355 | .336 | .691 | 11 |
| 2007 | Augusta | .235 | 135 | 506 | 86 | 119 | 31 | 3 | 18 | 78 | 1 | 4 | 13 | 62 | 83 | 3 | 3 | .415 | .332 | .747 | 14 |
| 2008 | San Jose | .285 | 73 | 277 | 45 | 79 | 16 | 0 | 7 | 46 | 1 | 5 | 5 | 34 | 50 | 5 | 1 | .419 | .368 | .787 | 9 |
| | Connecticut | .296 | 44 | 159 | 27 | 47 | 12 | 1 | 6 | 19 | 3 | 1 | 3 | 13 | 20 | 1 | 1 | .497 | .358 | .855 | 5 |
| | San Francisco | .094 | 21 | 32 | 2 | 3 | 1 | 1 | 0 | 2 | 0 | 0 | 0 | 1 | 8 | 0 | 1 | .188 | .121 | .309 | 0 |
| 2009 | Fresno | .281 | 126 | 474 | 74 | 133 | 37 | 2 | 16 | 78 | 2 | 5 | 12 | 42 | 90 | 4 | 2 | .468 | .351 | .819 | 12 |
| | San Francisco | .158 | 12 | 19 | 0 | 3 | 1 | 0 | 0 | 4 | 0 | 0 | 0 | 1 | 6 | 0 | 0 | .211 | .200 | .411 | 0 |
| 2010 | AZL Giants | .444 | 3 | 9 | 5 | 4 | 0 | 0 | 3 | 3 | 0 | 0 | 0 | 0 | 2 | 1 | 0 | 1.444 | .444 | 1.888 | 0 |
| | Fresno | .311 | 77 | 283 | 46 | 88 | 23 | 0 | 8 | 48 | 1 | 2 | 10 | 29 | 59 | 3 | 0 | .477 | .392 | .869 | 7 |
| | San Francisco | .200 | 12 | 15 | 1 | 3 | 0 | 0 | 0 | 1 | 1 | 0 | 0 | 2 | 5 | 0 | 0 | .200 | .294 | .494 | 0 |
| 2011 | San Francisco | .000 | 1 | 1 | 0 | 0 | 0 | 0 | 0 | 0 | 0 | 0 | 0 | 0 | 1 | 0 | 0 | .000 | .000 | .000 | 0 |
| | Fresno | .174 | 33 | 121 | 22 | 21 | 4 | 0 | 5 | 16 | 1 | 1 | 2 | 19 | 14 | 2 | 1 | .331 | .294 | .625 | 8 |
| | Colorado Springs | .284 | 70 | 243 | 49 | 69 | 15 | 5 | 5 | 35 | 1 | 2 | 3 | 37 | 43 | 0 | 2 | .449 | .382 | .831 | 9 |
| 2012 | Akron | .235 | 108 | 353 | 44 | 83 | 14 | 0 | 7 | 48 | 8 | 7 | 6 | 51 | 59 | 2 | 2 | .334 | .336 | .670 | 3 |
| | Columbus | .308 | 4 | 13 | 3 | 4 | 0 | 0 | 1 | 4 | 0 | 0 | 0 | 1 | 1 | 0 | 0 | .538 | .357 | .896 | 0 |
| Minor Lge. Totals | | .264 | 738 | 2672 | 435 | 706 | 165 | 12 | 79 | 403 | 20 | 32 | 59 | 315 | 448 | 21 | 14 | .424 | .351 | .775 | 78 |
| M.L Totals | | .134 | 46 | 67 | 3 | 9 | 2 | 1 | 0 | 7 | 1 | 0 | 0 | 4 | 20 | 0 | 1 | .194 | .183 | .377 | 0 |

ROMERO, Juan**3B**

HEIGHT: 5-10 BATS: R BORN: June 16, 1993 in Bani, DR
 WEIGHT: 197 THROWS: R RESIDES: Bani, DR
 SIGNED BY: Ramon Pena & Claudio Brito OBTAINED: Non-Drafted Free Agent (1/29/10)

| YEAR | CLUB | AVG | G | AB | R | H | 2B | 3B | HR | RBI | SH | SF | HBP | BB | SO | SB | CS | SLG | OBP | OPS | E |
|-------------------|-----------------|------|-----|-----|----|----|----|----|----|-----|----|----|-----|----|-----|----|----|------|------|------|----|
| 2010 | AZL Indians | .241 | 40 | 145 | 21 | 35 | 10 | 2 | 7 | 14 | 0 | 0 | 1 | 16 | 67 | 2 | 1 | .483 | .321 | .804 | 9 |
| 2011 | AZL Indians | .225 | 42 | 142 | 19 | 32 | 11 | 2 | 6 | 22 | 0 | 3 | 3 | 13 | 70 | 0 | 1 | .458 | .298 | .756 | 4 |
| 2012 | Mahoning Valley | .186 | 42 | 140 | 17 | 26 | 3 | 2 | 7 | 25 | 0 | 1 | 2 | 8 | 66 | 0 | 4 | .386 | .238 | .624 | 3 |
| Minor Lge. Totals | | .218 | 124 | 427 | 57 | 93 | 24 | 6 | 20 | 61 | 0 | 4 | 6 | 37 | 203 | 2 | 6 | .443 | .287 | .729 | 16 |

RUIZ, Brian**OF**

HEIGHT: 6-3 BATS: R BORN: September 11, 1992 in Santo Domingo, DR
 WEIGHT: 180 THROWS: R RESIDES: Cleveland, OH
 SIGNED BY: Junie Melendez OBTAINED: 41st Round Selection by Indians in June, 2011 Draft
 SCHOOL: Lincoln West HS (OH)

| YEAR | CLUB | AVG | G | AB | R | H | 2B | 3B | HR | RBI | SH | SF | HBP | BB | SO | SB | CS | SLG | OBP | OPS | E |
|------|-------------|------|----|----|---|---|----|----|----|-----|----|----|-----|----|----|----|----|------|------|------|---|
| 2012 | AZL Indians | .147 | 15 | 34 | 2 | 5 | 1 | 0 | 0 | 2 | 0 | 0 | 0 | 2 | 11 | 1 | 1 | .176 | .194 | .371 | 0 |

SABOURIN, Jerrud**1B**

HEIGHT: 6-2 BATS: L BORN: November 2, 1989 in La Jolla, CA
 WEIGHT: 210 THROWS: L RESIDES: San Diego, CA
 SIGNED BY: N/A OBTAINED: Minor League Free Agent (6/14/11)
 SCHOOL: Indiana University

CAREER HIGHLIGHTS: 2012-Finished T3rd in the Indians PDS hits (140) and 9th in batting (.297)...Ranked among the Midwest League leaders in hits (5th) and batting (8th).

| YEAR | CLUB | AVG | G | AB | R | H | 2B | 3B | HR | RBI | SH | SF | HBP | BB | SO | SB | CS | SLG | OBP | OPS | E |
|-------------------|-----------------|------|-----|-----|----|-----|----|----|----|-----|----|----|-----|----|-----|----|----|------|------|------|----|
| 2011 | Mahoning Valley | .225 | 60 | 209 | 19 | 47 | 13 | 1 | 0 | 27 | 2 | 1 | 6 | 19 | 40 | 0 | 0 | .297 | .306 | .603 | 5 |
| 2012 | Lake County | .297 | 130 | 472 | 60 | 140 | 26 | 2 | 3 | 66 | 1 | 7 | 7 | 51 | 77 | 4 | 0 | .379 | .369 | .748 | 8 |
| Minor Lge. Totals | | .275 | 190 | 681 | 79 | 187 | 39 | 3 | 3 | 93 | 3 | 8 | 13 | 70 | 117 | 4 | 0 | .354 | .350 | .704 | 13 |

SANCHEZ, Omar**OF**

HEIGHT: 6-1 BATS: S BORN: February 10, 1995 in Barcelona, Anzoategui, VZ
 WEIGHT: 179 THROWS: R RESIDES: Barcelona, Anzoategui, VZ
 SIGNED BY: Ramon Pena & Luis Scheke OBTAINED: Non-Drafted Free Agent (7/2/11)

| YEAR | CLUB | AVG | G | AB | R | H | 2B | 3B | HR | RBI | SH | SF | HBP | BB | SO | SB | CS | SLG | OBP | OPS | E |
|------|-------------|------|----|-----|----|----|----|----|----|-----|----|----|-----|----|----|----|----|------|------|------|---|
| 2012 | DSL Indians | .197 | 59 | 183 | 19 | 36 | 9 | 2 | 0 | 13 | 2 | 2 | 7 | 20 | 47 | 14 | 6 | .268 | .297 | .565 | 5 |

SANTANA, Andri**OF**

HEIGHT: 6-2 BATS: S BORN: July 23, 1992 in San Antonio de Guerra, DR
 WEIGHT: 180 THROWS: R RESIDES: Santo Domingo, DR
 SIGNED BY: Ramon Pena, Felix Nivar & Marcelino Vallejo OBTAINED: Non-Drafted Free Agent (9/29/11)

| YEAR | CLUB | AVG | G | AB | R | H | 2B | 3B | HR | RBI | SH | SF | HBP | BB | SO | SB | CS | SLG | OBP | OPS | E |
|------|-------------|------|----|-----|----|----|----|----|----|-----|----|----|-----|----|----|----|----|------|------|------|---|
| 2012 | DSL Indians | .325 | 39 | 114 | 20 | 37 | 3 | 1 | 2 | 12 | 1 | 1 | 2 | 17 | 45 | 10 | 9 | .421 | .418 | .839 | 0 |

SANTANA, Juan**RHP**

HEIGHT: 6-2 BATS: R BORN: July 2, 1993 in Rio San Juan, DR
 WEIGHT: 170 THROWS: R RESIDES: Rio San Juan, DR
 SIGNED BY: Lino Diaz OBTAINED: Non-Drafted Free Agent (9/10/09)

| YEAR | CLUB | W-L | ERA | G | GS | CG | SHO | SV | IP | H | R | ER | HR | HB | BB | SO | WP | BK | AVG | SLG | OBP |
|-------------------|-------------|-----|-------|----|----|----|-----|----|------|----|----|----|----|----|----|----|----|----|------|------|------|
| 2010 | DSL Indians | 0-0 | 16.20 | 2 | 1 | 0 | 0 | 0 | 1.2 | 3 | 3 | 3 | 0 | 0 | 1 | 1 | 1 | 0 | .375 | .625 | .444 |
| 2011 | DSL Indians | 4-2 | 4.14 | 23 | 0 | 0 | 0 | 0 | 41.1 | 39 | 21 | 19 | 0 | 9 | 20 | 23 | 8 | 0 | .253 | .292 | .366 |
| 2012 | AZL Indians | 0-0 | 7.43 | 16 | 0 | 0 | 0 | 0 | 26.2 | 31 | 26 | 22 | 1 | 2 | 18 | 17 | 5 | 1 | .290 | .421 | .398 |
| Minor Lge. Totals | | 4-2 | 5.68 | 41 | 1 | 0 | 0 | 0 | 69.2 | 73 | 50 | 44 | 1 | 11 | 39 | 41 | 14 | 1 | .271 | .353 | .381 |

SANTANDER, Anthony**OF**

HEIGHT: 6-2 BATS: S BORN: October 19, 1994 in Margarita, Nueva Esparta, VZ
 WEIGHT: 187 THROWS: R RESIDES: Agua Blanca, Portuguesa, VZ
 SIGNED BY: Ramon Pena and Antonio Caballero OBTAINED: Non-Drafted Free Agent (7/2/11)

CAREER HIGHLIGHTS: Enters the season ranked the 14th-best prospect in the organization according to *Baseball America*...2012-Finished 8th in the organization in batting (.305).

| YEAR | CLUB | AVG | G | AB | R | H | 2B | 3B | HR | RBI | SH | SF | HBP | BB | SO | SB | CS | SLG | OBP | OPS | E |
|------|-------------|------|----|-----|----|----|----|----|----|-----|----|----|-----|----|----|----|----|------|------|------|---|
| 2012 | AZL Indians | .305 | 43 | 154 | 27 | 47 | 15 | 1 | 4 | 32 | 0 | 2 | 7 | 13 | 37 | 6 | 3 | .494 | .381 | .874 | 0 |

SEVER, Joe**INF**

HEIGHT: 6-0 BATS: R BORN: August 12, 1990 in San Jose, CA
 WEIGHT: 205 THROWS: R RESIDES: San Jose, CA
 SIGNED BY: Vince Sagisi OBTAINED: 21st Round Selection by Indians in June, 2012 Draft
 SCHOOL: Pepperdine University

CAREER HIGHLIGHTS: 2012- Named to the New York-Penn League All-Star team.

| YEAR | CLUB | AVG | G | AB | R | H | 2B | 3B | HR | RBI | SH | SF | HBP | BB | SO | SB | CS | SLG | OBP | OPS | E |
|------|-----------------|------|----|-----|----|----|----|----|----|-----|----|----|-----|----|----|----|----|------|------|------|---|
| 2012 | Mahoning Valley | .274 | 46 | 164 | 16 | 45 | 10 | 1 | 1 | 20 | 0 | 1 | 4 | 21 | 37 | 1 | 2 | .366 | .368 | .734 | 5 |

SHORTO, Ben**UTI**

HEIGHT: 6-1 BATS: R BORN: March 23, 1995 in Toronto, Canada
 WEIGHT: 170 THROWS: R RESIDES: Success, W. A., Australia
 SIGNED BY: Dave DeFreitas and Peter Gahan OBTAINED: Non-Drafted Free Agent (1/18/12)

SIDES, Grant**RHP**

HEIGHT: 6-4 BATS: R BORN: June 22, 1989 in Northport, AL
 WEIGHT: 215 THROWS: R RESIDES: Northport, AL
 SIGNED BY: Chuck Bartlett OBTAINED: 12th Round Selection by Indians in June, 2011 Draft
 SCHOOL: Samford University

| YEAR | CLUB | W-L | ERA | G | GS | CG | SHO | SV | IP | H | R | ER | HR | HB | BB | SO | WP | BK | AVG | SLG | OBP |
|-------------------|-------------------------|------------|--------------|----------|--------|--------|--------|--------------|----------|---------|---------|--------|--------|--------|----------|----------|--------|--------|--------------|--------------|--------------|
| 2011 | Mahoning Valley | 0-0 | 4.85 | 12 | 0 | 0 | 0 | 0 | 13.0 | 14 | 8 | 7 | 2 | 1 | 6 | 13 | 2 | 0 | .259 | .407 | .344 |
| 2012 | Lake County Carolina | 1-0 2-1 | 1.05 3.52 | 18 21 | 0 0 | 0 0 | 1 5 | 34.1 30.2 | 19 26 | 4 15 | 4 12 | 4 1 | 0 1 | 0 1 | 11 23 | 37 38 | 1 5 | 0 0 | .157 .241 | .198 .389 | .226 .373 |
| Minor Lge. Totals | | 3-1 | 2.65 | 51 | 0 | 0 | 6 | 78.0 | 59 | 27 | 23 | 3 | 2 | 40 | 88 | 8 | 0 | .208 | .311 | .308 | |

SILIGA, Aaron**OF**

HEIGHT: 5-8 BATS: L BORN: August 24, 1992 in Oceanside, CA
 WEIGHT: 170 THROWS: L RESIDES: Oceanside, CA
 SIGNED BY: Jason Smith OBTAINED: 17th Round Selection by Indians in June, 2010 Draft
 SCHOOL: Oceanside HS (CA)

| YEAR | CLUB | AVG | G | AB | R | H | 2B | 3B | HR | RBI | SH | SF | HBP | BB | SO | SB | CS | SLG | OBP | OPS | E |
|-------------------|-----------------|------|-----|-----|----|-----|----|----|----|-----|----|----|-----|----|-----|----|----|------|------|------|----|
| 2010 | AZL Indians | .250 | 42 | 156 | 17 | 39 | 7 | 2 | 2 | 12 | 3 | 2 | 3 | 9 | 37 | 8 | 5 | .359 | .300 | .659 | 3 |
| 2011 | Mahoning Valley | .171 | 47 | 158 | 17 | 27 | 7 | 3 | 2 | 15 | 1 | 0 | 0 | 22 | 25 | 8 | 3 | .291 | .272 | .563 | 9 |
| 2012 | Mahoning Valley | .203 | 61 | 237 | 27 | 48 | 7 | 4 | 0 | 15 | 1 | 0 | 0 | 13 | 49 | 6 | 2 | .266 | .244 | .510 | 3 |
| Minor Lge. Totals | | .207 | 150 | 551 | 61 | 114 | 21 | 9 | 4 | 42 | 5 | 2 | 3 | 44 | 111 | 22 | 10 | .299 | .268 | .568 | 15 |

SISCO, Jake**RHP**

HEIGHT: 6-3 BATS: R
 WEIGHT: 200 THROWS: R
 SIGNED BY: Don Lyle
 SCHOOL: Merced College

BORN: December 9, 1991 in Modesto, CA
 RESIDES: Salida, CA
 OBTAINED: 3rd Round Selection (97th overall) by Indians in June, 2011 Draft

CAREER HIGHLIGHTS: **2012**- Ranked T1st in the New York-Penn League with 15 games started...**2010**- Drafted by the San Francisco Giants in the 37th round of the 2010 MLB June Amateur Draft (did not sign)

| YEAR | CLUB | W-L | ERA | G | GS | CG | SHO | SV | IP | H | R | ER | HR | HB | BB | SO | WP | BK | AVG | SLG | OBP |
|--------------------------|-----------------|-------------|-------------|-----------|-----------|----------|----------|----------|--------------|------------|-----------|-----------|----------|----------|-----------|-----------|----------|----------|-------------|-------------|-------------|
| 2011 | AZL Indians | 2-4 | 5.24 | 12 | 8 | 0 | 0 | 0 | 34.1 | 40 | 22 | 20 | 0 | 3 | 17 | 31 | 3 | 0 | .303 | .409 | .382 |
| 2012 | Mahoning Valley | 1-6 | 5.03 | 15 | 15 | 0 | 0 | 0 | 77.0 | 81 | 49 | 43 | 6 | 6 | 30 | 45 | 6 | 0 | .273 | .397 | .347 |
| Minor Lge. Totals | | 3-10 | 5.09 | 27 | 23 | 0 | 0 | 0 | 111.1 | 121 | 71 | 63 | 6 | 9 | 47 | 76 | 9 | 0 | .282 | .401 | .358 |

SMITH, Jordan**INF/OF**

HEIGHT: 6-4 BATS: L
 WEIGHT: 205 THROWS: R
 SIGNED BY: Les Pajari
 SCHOOL: Saint Cloud State U

BORN: July 5, 1990 in Willmar, MN
 RESIDES: Willmar, MN
 OBTAINED: 9th Round Selection by Indians in June, 2011 Draft

CAREER HIGHLIGHTS 2012- Led the organization in hits (148), ranked 3rd in RBI (74) and T3rd in batting (.316)...Led the Midwest League in hits, ranked 2nd in batting and T3rd in total bases (212)...Twice named Indians Minor League Player of the Week (May 28-June 3 and July 9-14)...Named an MiLB.com Organization All-Star...**2011**-Ranked T2nd in the NY-Penn League in RBI (47), 3rd in OBP (.403), T5th in doubles (20), T6th in batting average (.300) and 10th in hits (72).

| YEAR | CLUB | AVG | G | AB | R | H | 2B | 3B | HR | RBI | SH | SF | HBP | BB | SO | SB | CS | SLG | OBP | OPS | E |
|--------------------------|-----------------|-------------|------------|------------|------------|------------|-----------|----------|----------|------------|----------|----------|-----------|-----------|-----------|-----------|----------|-------------|-------------|-------------|-----------|
| 2011 | Mahoning Valley | .300 | 65 | 243 | 36 | 73 | 20 | 1 | 0 | 47 | 0 | 3 | 9 | 35 | 30 | 3 | 1 | .391 | .403 | .794 | 15 |
| 2012 | Lake County | .316 | 116 | 468 | 70 | 148 | 23 | 7 | 9 | 74 | 1 | 4 | 5 | 35 | 52 | 9 | 3 | .453 | .367 | .820 | 3 |
| Minor Lge. Totals | | .311 | 181 | 711 | 106 | 221 | 43 | 8 | 9 | 121 | 1 | 7 | 14 | 70 | 82 | 12 | 4 | .432 | .380 | .812 | 18 |

SOTO, Fidias**OF**

HEIGHT: 6-2 BATS: R
 WEIGHT: 185 THROWS: R
 SIGNED BY: Ramon Pena & Claudio Brito

BORN: January 13, 1993 in Bani, DR
 RESIDES: Bani, DR
 OBTAINED: Non-Drafted Free Agent (10/6/10)

| YEAR | CLUB | AVG | G | AB | R | H | 2B | 3B | HR | RBI | SH | SF | HBP | BB | SO | SB | CS | SLG | OBP | OPS | E |
|--------------------------|-------------|-------------|-----------|-----------|-----------|-----------|----------|----------|----------|----------|----------|----------|-----------|-----------|-----------|----------|----------|-------------|-------------|-------------|----------|
| 2011 | DSL Indians | .282 | 32 | 39 | 14 | 11 | 2 | 0 | 1 | 4 | 2 | 0 | 3 | 13 | 12 | 2 | 3 | .410 | .491 | .901 | 1 |
| 2012 | DSL Indians | .167 | 30 | 42 | 8 | 7 | 3 | 0 | 2 | 5 | 0 | 0 | 8 | 13 | 20 | 2 | 4 | .381 | .444 | .825 | 1 |
| Minor Lge. Totals | | .222 | 62 | 81 | 22 | 18 | 5 | 0 | 3 | 9 | 2 | 0 | 11 | 26 | 32 | 4 | 7 | .395 | .466 | .861 | 2 |

STERLING, Felix**RHP**

HEIGHT: 6-2 BATS: R
 WEIGHT: 240 THROWS: R
 SIGNED BY: Ramon Pena, Felix Nivar & Marcelino Vallejo

BORN: March 15, 1993 in Santo Domingo, DR
 RESIDES: Santo Domingo, DR
 OBTAINED: Non-Drafted Free Agent (11/13/09)

CAREER HIGHLIGHTS: **2010**- Ranked 5th among all Indians farmhands in ERA (3.16)...Finished 8th in the Arizona League in ERA (3.16) and among league starters was 3rd in fewest baserunners/9.0IP (10.80) and 4th in both average against (.225) and SO/9.0IP (10.06).

| YEAR | CLUB | W-L | ERA | G | GS | CG | SHO | SV | IP | H | R | ER | HR | HB | BB | SO | WP | BK | AVG | SLG | OBP |
|--------------------------|-------------|--------------|-------------|-----------|-----------|----------|----------|----------|--------------|------------|------------|------------|-----------|-----------|------------|------------|-----------|----------|-------------|-------------|-------------|
| 2010 | AZL Indians | 2-3 | 3.16 | 12 | 11 | 0 | 0 | 0 | 51.1 | 40 | 21 | 18 | 2 | 2 | 20 | 57 | 7 | 0 | .222 | .356 | .301 |
| 2011 | Lake County | 2-3 | 4.14 | 9 | 9 | 0 | 0 | 0 | 41.1 | 31 | 20 | 19 | 4 | 2 | 25 | 35 | 2 | 0 | .220 | .348 | .345 |
| | AZL Indians | 2-3 | 4.10 | 6 | 4 | 0 | 0 | 0 | 26.1 | 26 | 15 | 12 | 3 | 2 | 8 | 31 | 2 | 0 | .257 | .446 | .324 |
| 2012 | Lake County | 4-8 | 6.58 | 24 | 18 | 0 | 0 | 1 | 93.0 | 104 | 87 | 68 | 15 | 11 | 40 | 71 | 10 | 2 | .280 | .472 | .363 |
| | AZL Indians | 3-0 | 1.66 | 6 | 0 | 0 | 0 | 2 | 21.2 | 14 | 8 | 4 | 0 | 1 | 7 | 31 | 3 | 0 | .177 | .241 | .250 |
| Minor Lge. Totals | | 13-17 | 4.66 | 57 | 42 | 0 | 0 | 3 | 233.2 | 215 | 151 | 121 | 24 | 18 | 100 | 225 | 24 | 2 | .247 | .404 | .333 |

PLAYER DEVELOPMENT

STOCK, Richard**CA****HEIGHT: 6-2****BATS: L****BORN: February 8, 1991 in Kirkland, WA****WEIGHT: 190****THROWS: R****RESIDES: Westlake Village, CA****SIGNED BY: Steve Abney****OBTAINED: 23rd Round Selection by Indians in June, 2012 Draft****SCHOOL: Nebraska University****CAREER HIGHLIGHTS: 2009-** Drafted by the Milwaukee Brewers in the 45th round of the MLB June Amateur Draft from Agoura HS (Agoura Hills, CA), but did not sign.

| YEAR | CLUB | AVG | G | AB | R | H | 2B | 3B | HR | RBI | SH | SF | HBP | BB | SO | SB | CS | SLG | OBP | OPS | E |
|------|-----------------|------|----|----|---|----|----|----|----|-----|----|----|-----|----|----|----|----|------|------|------|---|
| 2012 | Mahoning Valley | .295 | 22 | 78 | 9 | 23 | 7 | 0 | 0 | 4 | 0 | 0 | 3 | 3 | 17 | 1 | 0 | .385 | .345 | .730 | 6 |

STOKES, James**RHP****HEIGHT: 6-6****BATS: R****BORN: October 9, 1990 in Bryn Mawr, PA****WEIGHT: 225****THROWS: R****RESIDES: Royersford, PA****SIGNED BY: Bob Mayer****OBTAINED: 22nd Round Selection by Indians in June, 2012 Draft****SCHOOL: Elon University (NC)**

| YEAR | CLUB | W-L | ERA | G | GS | CG | SHO | SV | IP | H | R | ER | HR | HB | BB | SO | WP | BK | AVG | SLG | OBP |
|------|-----------------|-----|------|----|----|----|-----|----|------|----|----|----|----|----|----|----|----|----|------|------|------|
| 2012 | Mahoning Valley | 1-4 | 5.61 | 18 | 0 | 0 | 0 | 0 | 25.2 | 28 | 25 | 16 | 2 | 2 | 17 | 18 | 3 | 0 | .277 | .366 | .385 |

STONEBURNER, Davis**INF****HEIGHT: 6-0****BATS: R****BORN: January 14, 1985 in Richmond, VA****WEIGHT: 180****THROWS: R****RESIDES: Richmond, VA****SIGNED BY: Russ Ardolina (Rangers)****OBTAINED: March 19, 2012; Acquired from the Rangers as the PTBNL in exchange for LHP Kelvin De La Cruz (original deal occurred 2/21/12)****SCHOOL: James Madison University (VA)****CAREER HIGHLIGHTS: 2010-** Missed time with a right ribcage contusion...Led Bakersfield with a .290 batting average and produced a career-high 16 home runs...**2007-** Drafted by the Rangers in the 9th round of the June, 2007 Draft.

| YEAR | CLUB | AVG | G | AB | R | H | 2B | 3B | HR | RBI | SH | SF | HBP | BB | SO | SB | CS | SLG | OBP | OPS | E |
|--------------------------|---------------|-------------|------------|-------------|------------|------------|------------|-----------|-----------|------------|-----------|-----------|-----------|------------|------------|-----------|-----------|-------------|-------------|-------------|------------|
| 2007 | Spokane | .235 | 29 | 85 | 12 | 20 | 4 | 1 | 0 | 4 | 1 | 1 | 1 | 9 | 16 | 0 | 1 | .306 | .313 | .618 | 12 |
| 2008 | Bakersfield | .222 | 23 | 72 | 12 | 16 | 4 | 0 | 2 | 10 | 0 | 0 | 1 | 4 | 17 | 2 | 0 | .361 | .273 | .634 | 4 |
| | Clinton | .276 | 52 | 181 | 20 | 50 | 12 | 3 | 2 | 18 | 2 | 2 | 5 | 9 | 37 | 7 | 4 | .409 | .325 | .734 | 11 |
| 2009 | Bakersfield | .273 | 106 | 418 | 56 | 114 | 33 | 2 | 6 | 54 | 4 | 2 | 10 | 29 | 79 | 9 | 2 | .404 | .333 | .738 | 43 |
| 2010 | Bakersfield | .290 | 103 | 403 | 68 | 117 | 28 | 4 | 16 | 57 | 3 | 4 | 9 | 39 | 83 | 15 | 5 | .499 | .363 | .861 | 25 |
| | Frisco | .297 | 10 | 37 | 4 | 11 | 1 | 0 | 0 | 2 | 0 | 0 | 1 | 3 | 8 | 2 | 0 | .324 | .366 | .690 | 3 |
| | AZL Rangers | .286 | 2 | 7 | 2 | 2 | 0 | 1 | 0 | 1 | 0 | 0 | 1 | 1 | 2 | 0 | 0 | .571 | .444 | 1.016 | 0 |
| | Oklahoma City | .167 | 2 | 6 | 0 | 1 | 1 | 0 | 0 | 0 | 0 | 0 | 0 | 0 | 2 | 0 | 0 | .333 | .167 | .500 | 2 |
| 2011 | Frisco | .269 | 116 | 438 | 64 | 118 | 26 | 5 | 9 | 47 | 7 | 4 | 12 | 38 | 90 | 18 | 5 | .413 | .341 | .755 | 16 |
| 2012 | Akron | .198 | 102 | 313 | 26 | 62 | 17 | 3 | 0 | 26 | 4 | 3 | 6 | 25 | 75 | 13 | 4 | .272 | .268 | .540 | 13 |
| Minor Lge. Totals | | .261 | 545 | 1960 | 264 | 511 | 126 | 19 | 35 | 219 | 21 | 16 | 46 | 157 | 409 | 66 | 21 | .398 | .328 | .726 | 129 |

STOWELL, Bryce**RHP****HEIGHT: 6-2****BATS: R****BORN: September 23, 1986 in Anaheim, CA****WEIGHT: 205****THROWS: R****RESIDES: La Habra, CA****SIGNED BY: N/A****OBTAINED: 22nd Round Selection by Indians in June, 2008 Draft****SCHOOL: UC Irvine****CAREER HIGHLIGHTS: 2012-** Missed time with a left forearm strain.

| YEAR | CLUB | W-L | ERA | G | GS | CG | SHO | SV | IP | H | R | ER | HR | HB | BB | SO | WP | BK | AVG | SLG | OBP |
|--------------------------|-----------------|-------------|-------------|------------|----------|----------|----------|-----------|--------------|------------|-----------|-----------|-----------|----------|------------|------------|-----------|----------|-------------|-------------|-------------|
| 2009 | Lake County | 0-0 | 1.00 | 3 | 1 | 0 | 0 | 0 | 9.0 | 4 | 1 | 1 | 1 | 2 | 3 | 15 | 0 | 0 | .133 | .267 | .257 |
| | Kinston | 4-6 | 5.31 | 19 | 6 | 0 | 0 | 0 | 61.0 | 64 | 40 | 36 | 6 | 3 | 34 | 62 | 5 | 0 | .270 | .418 | .365 |
| 2010 | Columbus | 1-1 | 5.49 | 17 | 0 | 0 | 0 | 0 | 19.2 | 11 | 12 | 12 | 2 | 1 | 17 | 28 | 2 | 1 | .167 | .318 | .337 |
| | Kinston | 1-0 | 1.42 | 11 | 0 | 0 | 0 | 0 | 25.1 | 16 | 6 | 4 | 2 | 0 | 8 | 41 | 0 | 0 | .186 | .326 | .255 |
| | Akron | 1-0 | 0.00 | 14 | 1 | 0 | 0 | 7 | 22.1 | 15 | 0 | 0 | 0 | 1 | 11 | 33 | 1 | 0 | .192 | .205 | .300 |
| 2011 | Mahoning Valley | 0-0 | 0.00 | 1 | 0 | 0 | 0 | 1 | 2.0 | 1 | 0 | 0 | 0 | 0 | 1 | 3 | 0 | 0 | .143 | .286 | .250 |
| | Lake County | 0-1 | 2.60 | 10 | 0 | 0 | 0 | 0 | 17.1 | 8 | 5 | 5 | 0 | 0 | 10 | 26 | 0 | 0 | .140 | .228 | .269 |
| | Akron | 1-0 | 1.86 | 13 | 0 | 0 | 0 | 0 | 19.1 | 12 | 6 | 4 | 1 | 0 | 10 | 28 | 3 | 0 | .176 | .235 | .278 |
| 2012 | Akron | 2-1 | 3.72 | 25 | 0 | 0 | 0 | 2 | 29.0 | 23 | 13 | 12 | 5 | 0 | 9 | 44 | 1 | 0 | .217 | .406 | .278 |
| Minor Lge. Totals | | 10-9 | 3.25 | 113 | 8 | 0 | 0 | 10 | 205.0 | 154 | 83 | 74 | 17 | 7 | 103 | 280 | 12 | 1 | .210 | .335 | .310 |

STURDEVANT, Tyler**RHP**

HEIGHT: 6-0 BATS: L
 WEIGHT: 185 THROWS: R
 SIGNED BY: Byron Ewing
 SCHOOL: New Mexico State University

BORN: December 20, 1985 in Littleton, CO
 RESIDES: Littleton, CO
 OBTAINED: 27th Round Selection by Indians in June, 2009 Draft

CAREER HIGHLIGHTS: 2012- Missed time with right shoulder soreness... 2011- Following the season, played for the Phoenix Desert Dogs in the prestigious Arizona Fall League.

| YEAR | CLUB | W-L | ERA | G | GS | CG | SHO | SV | IP | H | R | ER | HR | HB | BB | SO | WP | BK | AVG | SLG | OBP |
|--------------------------|-----------------|-------------|-------------|------------|----------|----------|----------|----------|--------------|------------|-----------|-----------|-----------|----------|-----------|------------|----------|----------|-------------|-------------|-------------|
| 2009 | Mahoning Valley | 2-1 | 2.75 | 19 | 0 | 0 | 0 | 3 | 36.0 | 34 | 13 | 11 | 1 | 2 | 13 | 42 | 4 | 0 | .245 | .302 | .316 |
| 2010 | Kinston | 3-2 | 3.72 | 15 | 0 | 0 | 0 | 0 | 29.0 | 28 | 12 | 12 | 3 | 2 | 11 | 35 | 1 | 0 | .248 | .363 | .323 |
| | Lake County | 3-0 | 0.76 | 16 | 0 | 0 | 0 | 2 | 35.2 | 17 | 5 | 3 | 1 | 1 | 8 | 56 | 2 | 0 | .140 | .198 | .200 |
| 2011 | Columbus | 0-0 | 4.91 | 2 | 0 | 0 | 0 | 1 | 3.2 | 6 | 3 | 2 | 0 | 0 | 2 | 4 | 0 | 0 | .353 | .412 | .421 |
| | Akron | 3-1 | 3.30 | 19 | 0 | 0 | 0 | 2 | 30.0 | 30 | 12 | 11 | 2 | 0 | 9 | 34 | 0 | 1 | .270 | .360 | .322 |
| | Kinston | 4-2 | 1.98 | 21 | 0 | 0 | 0 | 1 | 41.0 | 31 | 10 | 9 | 3 | 1 | 8 | 44 | 0 | 0 | .203 | .340 | .247 |
| 2012 | Carolina | 1-0 | 0.00 | 5 | 0 | 0 | 0 | 0 | 7.0 | 2 | 0 | 0 | 0 | 0 | 2 | 3 | 0 | 0 | .095 | .143 | .174 |
| | Akron | 0-0 | 3.72 | 6 | 0 | 0 | 0 | 0 | 9.2 | 10 | 5 | 4 | 1 | 2 | 3 | 10 | 0 | 0 | .278 | .389 | .357 |
| | Columbus | 0-3 | 6.30 | 18 | 0 | 0 | 0 | 0 | 20.0 | 29 | 14 | 14 | 5 | 0 | 9 | 15 | 0 | 0 | .349 | .578 | .413 |
| Minor Lge. Totals | | 16-9 | 2.80 | 121 | 0 | 0 | 0 | 9 | 212.0 | 187 | 74 | 66 | 16 | 8 | 65 | 243 | 7 | 1 | .236 | .341 | .299 |

SUAREZ, Benny**RHP**

HEIGHT: 6-1 BATS: R
 WEIGHT: 195 THROWS: R
 SIGNED BY: Mark Allen
 SCHOOL: Hill Junior College (TX)

BORN: September 28, 1991 in Houston, TX
 RESIDES: Houston, TX
 OBTAINED: 36th Round Selection by Indians in June, 2012 Draft

| YEAR | CLUB | W-L | ERA | G | GS | CG | SHO | SV | IP | H | R | ER | HR | HB | BB | SO | WP | BK | AVG | SLG | OBP |
|--------------------------|-------------|------------|-------------|-----------|----------|----------|----------|----------|-------------|-----------|-----------|-----------|----------|----------|-----------|-----------|----------|----------|-------------|-------------|-------------|
| 2012 | AZL Indians | 1-0 | 4.19 | 9 | 1 | 0 | 0 | 1 | 19.1 | 18 | 10 | 9 | 2 | 0 | 10 | 19 | 2 | 0 | .247 | .384 | .337 |
| | Carolina | 0-1 | 5.40 | 2 | 2 | 0 | 0 | 0 | 6.2 | 8 | 4 | 4 | 0 | 1 | 2 | 3 | 2 | 0 | .296 | .333 | .355 |
| Minor Lge. Totals | | 1-1 | 4.50 | 11 | 3 | 0 | 0 | 1 | 26.0 | 26 | 14 | 13 | 2 | 1 | 12 | 22 | 4 | 0 | .260 | .370 | .342 |

TEJEDA, Enosil**RHP**

HEIGHT: 5-10 BATS: R
 WEIGHT: 184 THROWS: R
 SIGNED BY: Ramon Pena, Felix Nivar & Marcelino Vallejo

BORN: June 21, 1989 in San Cristobal, DR
 RESIDES: San Cristobal, DR
 OBTAINED: Non-Drafted Free Agent (4/20/10)

CAREER HIGHLIGHTS: 2012- Finished T4th in the Indians PDS with 11 saves... 2011- Ranked 3rd in the New York-Penn League in saves (12) and 5th in games finished (21)... Led the league in SO/9IP (15.09) and was T1st in appearances (28) and 3rd in average against among relievers (.171).

| YEAR | CLUB | W-L | ERA | G | GS | CG | SHO | SV | IP | H | R | ER | HR | HB | BB | SO | WP | BK | AVG | SLG | OBP |
|--------------------------|-----------------|-------------|-------------|-----------|-----------|----------|----------|-----------|--------------|------------|-----------|-----------|----------|-----------|-----------|------------|----------|----------|-------------|-------------|-------------|
| 2010 | DSL Indians | 7-3 | 1.76 | 12 | 12 | 0 | 0 | 0 | 71.2 | 62 | 23 | 14 | 2 | 6 | 15 | 78 | 3 | 2 | .238 | .326 | .292 |
| 2011 | Mahoning Valley | 2-2 | 2.91 | 28 | 0 | 0 | 0 | 12 | 34.0 | 21 | 14 | 11 | 0 | 2 | 15 | 57 | 1 | 4 | .171 | .260 | .270 |
| 2012 | Mahoning Valley | 2-0 | 1.74 | 8 | 0 | 0 | 0 | 3 | 10.1 | 8 | 3 | 2 | 0 | 0 | 4 | 10 | 0 | 0 | .216 | .270 | .293 |
| | Lake County | 3-1 | 1.23 | 18 | 0 | 0 | 0 | 8 | 22.0 | 13 | 3 | 3 | 0 | 3 | 6 | 15 | 2 | 0 | .176 | .297 | .265 |
| Minor Lge. Totals | | 14-6 | 1.96 | 66 | 12 | 0 | 0 | 23 | 138.0 | 104 | 43 | 30 | 2 | 11 | 40 | 160 | 6 | 6 | .210 | .301 | .282 |

TICE, Jeremie**1B/3B**

HEIGHT: 5-11

BATS: R

BORN: September 25, 1986 in Snellville, GA

WEIGHT: 210

THROWS: R

RESIDES: Dacula, GA

SIGNED BY: Paul Gillespie

OBTAINED: 6th Round Selection by Indians in June, 2008 Draft

SCHOOL: College of Charleston (SC)

CAREER HIGHLIGHTS: **2012-** Named Carolina League Batter of the Week for April 23-30...Named to the Carolina League Mid-Season All-Star team...**2006-** Drafted by Florida in the 38th round of the Amateur Draft... **2010-** Ranked 3rd among all Indians farmhands in RBI (79).

| YEAR | CLUB | AVG | G | AB | R | H | 2B | 3B | HR | RBI | SH | SF | HBP | BB | SO | SB | CS | SLG | OBP | OPS | E |
|--------------------------|-----------------|-------------|------------|-------------|------------|------------|------------|----------|-----------|------------|----------|-----------|-----------|------------|------------|----------|----------|-------------|-------------|-------------|-----------|
| 2008 | Mahoning Valley | .274 | 63 | 237 | 36 | 65 | 11 | 4 | 5 | 36 | 0 | 3 | 1 | 28 | 64 | 2 | 2 | .418 | .349 | .767 | 19 |
| 2009 | Lake County | .268 | 65 | 239 | 31 | 64 | 16 | 1 | 3 | 30 | 1 | 1 | 2 | 30 | 65 | 2 | 2 | .381 | .353 | .734 | 12 |
| | AZL Indians | .231 | 4 | 13 | 0 | 3 | 0 | 0 | 0 | 0 | 0 | 0 | 0 | 1 | 4 | 0 | 0 | .231 | .286 | .516 | 2 |
| 2010 | Kinston | .283 | 51 | 191 | 26 | 54 | 15 | 2 | 5 | 28 | 1 | 1 | 4 | 12 | 47 | 0 | 0 | .461 | .337 | .797 | 6 |
| | Lake County | .282 | 66 | 245 | 31 | 69 | 19 | 1 | 9 | 51 | 2 | 3 | 5 | 19 | 59 | 1 | 0 | .478 | .342 | .819 | 14 |
| 2011 | Kinston | .258 | 77 | 275 | 39 | 71 | 16 | 0 | 11 | 43 | 0 | 2 | 7 | 36 | 73 | 1 | 1 | .436 | .356 | .793 | 0 |
| 2012 | Carolina | .282 | 52 | 181 | 33 | 51 | 18 | 0 | 12 | 47 | 0 | 1 | 6 | 20 | 44 | 0 | 0 | .580 | .370 | .950 | 2 |
| | Akron | .262 | 16 | 65 | 5 | 17 | 5 | 0 | 1 | 11 | 0 | 1 | 2 | 4 | 20 | 0 | 0 | .385 | .319 | .704 | 0 |
| Minor Lge. Totals | | .272 | 394 | 1446 | 201 | 394 | 100 | 8 | 46 | 246 | 4 | 12 | 27 | 150 | 376 | 6 | 5 | .448 | .349 | .797 | 55 |

TOLENTINO, Patrick**CA**

HEIGHT: 6-4

BATS: R

BORN: July 18, 1989 in Tucson, AZ

WEIGHT: 202

THROWS: R

RESIDES: Yukon, OK

SIGNED BY: N/A

OBTAINED: Non-Drafted Free Agent (7/3/11)

SCHOOL: Redlands CC (OK)

| YEAR | CLUB | AVG | G | AB | R | H | 2B | 3B | HR | RBI | SH | SF | HBP | BB | SO | SB | CS | SLG | OBP | OPS | E |
|--------------------------|-------------|-------------|-----------|-----------|----------|-----------|----------|----------|----------|-----------|----------|----------|----------|----------|-----------|----------|----------|-------------|-------------|-------------|----------|
| 2011 | AZL Indians | .182 | 12 | 22 | 2 | 4 | 1 | 0 | 0 | 5 | 0 | 0 | 2 | 3 | 6 | 0 | 0 | .227 | .333 | .561 | 0 |
| 2012 | Lake county | .200 | 13 | 40 | 4 | 8 | 2 | 0 | 2 | 7 | 0 | 0 | 1 | 4 | 13 | 0 | 0 | .400 | .289 | .689 | 1 |
| | Columbus | .000 | 1 | 1 | 0 | 0 | 0 | 0 | 0 | 0 | 0 | 0 | 0 | 0 | 1 | 0 | 0 | .000 | .000 | .000 | 0 |
| | Akron | .125 | 9 | 24 | 1 | 3 | 1 | 0 | 0 | 0 | 0 | 0 | 0 | 2 | 8 | 0 | 0 | .167 | .192 | .359 | 0 |
| Minor Lge. Totals | | .172 | 35 | 87 | 7 | 15 | 4 | 0 | 2 | 12 | 0 | 0 | 3 | 9 | 28 | 0 | 0 | .287 | .273 | .560 | 1 |

TOOLE, Justin**INF/OF**

HEIGHT: 5-11

BATS: R

BORN: September 10, 1986 in Council Bluffs, IA

WEIGHT: 184

THROWS: R

RESIDES: Council Bluffs, IA

SIGNED BY: N/A

OBTAINED: Minor League Free Agent (7/7/09)

SCHOOL: University of Iowa

CAREER HIGHLIGHTS: **2011-** Named to the Carolina League All-Star Team.

| YEAR | CLUB | AVG | G | AB | R | H | 2B | 3B | HR | RBI | SH | SF | HBP | BB | SO | SB | CS | SLG | OBP | OPS | E |
|--------------------------|-----------------|-------------|------------|------------|-----------|------------|-----------|----------|----------|-----------|-----------|----------|-----------|-----------|------------|-----------|----------|-------------|-------------|-------------|-----------|
| 2009 | Mahoning Valley | .156 | 9 | 32 | 1 | 5 | 1 | 0 | 0 | 2 | 0 | 0 | 0 | 1 | 3 | 2 | 0 | .188 | .182 | .369 | 3 |
| | AZL Indians | .340 | 14 | 47 | 9 | 16 | 2 | 0 | 0 | 7 | 0 | 0 | 3 | 2 | 3 | 1 | 0 | .383 | .404 | .787 | 2 |
| 2010 | Kinston | .212 | 28 | 66 | 9 | 14 | 0 | 0 | 0 | 5 | 4 | 0 | 2 | 9 | 9 | 1 | 1 | .212 | .325 | .537 | 0 |
| | Akron | .143 | 3 | 7 | 1 | 1 | 0 | 0 | 0 | 0 | 1 | 0 | 0 | 0 | 2 | 0 | 0 | .143 | .143 | .286 | 1 |
| | Mahoning Valley | .083 | 5 | 12 | 1 | 1 | 0 | 0 | 0 | 1 | 1 | 0 | 2 | 0 | 0 | 1 | 0 | .083 | .214 | .298 | 0 |
| | Columbus | .000 | 1 | 1 | 0 | 0 | 0 | 0 | 0 | 0 | 0 | 0 | 0 | 0 | 1 | 0 | 0 | .000 | .000 | .000 | 0 |
| 2011 | Kinston | .258 | 99 | 329 | 39 | 85 | 20 | 1 | 0 | 26 | 9 | 0 | 9 | 16 | 51 | 17 | 3 | .325 | .311 | .636 | 6 |
| 2012 | Carolina | .241 | 83 | 270 | 24 | 65 | 6 | 3 | 1 | 18 | 5 | 1 | 4 | 12 | 46 | 5 | 3 | .296 | .282 | .579 | 4 |
| | Columbus | .333 | 6 | 18 | 2 | 6 | 1 | 0 | 0 | 2 | 2 | 0 | 0 | 0 | 1 | 0 | 0 | .389 | .333 | .722 | 1 |
| | Akron | .080 | 8 | 25 | 0 | 2 | 0 | 0 | 0 | 1 | 1 | 0 | 1 | 0 | 4 | 0 | 0 | .080 | .115 | .195 | 2 |
| Minor Lge. Totals | | .242 | 256 | 807 | 86 | 195 | 30 | 4 | 1 | 62 | 23 | 1 | 21 | 40 | 120 | 27 | 7 | .292 | .295 | .587 | 19 |

TSUCHIDA, Takuya**2B**

HEIGHT: 5-8
 WEIGHT: 165
 SIGNED BY: N/A

BATS: S
 THROWS: R

BORN: May 21, 1994 in Sakata, Japan
 RESIDES: Sakata, Japan
 OBTAINED: Non-Drafted Free Agent (10/29/12)

URSHELA, Giovanni**3B**

HEIGHT: 6-0
 WEIGHT: 197
 SIGNED BY: Jose Quintero

BATS: R
 THROWS: R

BORN: October 11, 1991 in Cartagena, Colombia
 RESIDES: Cartagena, Colombia
 OBTAINED: Non-Drafted Free Agent (7/2/08)

CAREER HIGHLIGHTS: 2012- Named Indians Minor League Player of the Week and Carolina League Batter of the Week for August 6-13...Following the season, was rated as having the Best Infield Arm in the organization in *Baseball America's* Best Tools Survey..2011- Ranked 4th in the Midwest League in at-bats (505).

| YEAR | CLUB | AVG | G | AB | R | H | 2B | 3B | HR | RBI | SH | SF | HBP | BB | SO | SB | CS | SLG | OBP | OPS | E |
|--------------------------|-----------------|-------------|------------|-------------|------------|------------|-----------|----------|-----------|------------|----------|-----------|-----------|-----------|------------|-----------|----------|-------------|-------------|-------------|-----------|
| 2009 | AZL Indians | .257 | 32 | 105 | 10 | 27 | 2 | 0 | 0 | 11 | 1 | 2 | 1 | 10 | 12 | 3 | 0 | .276 | .322 | .598 | 11 |
| | DSL Indians | .269 | 27 | 108 | 10 | 29 | 8 | 1 | 1 | 24 | 0 | 1 | 1 | 7 | 14 | 2 | 2 | .389 | .316 | .705 | 10 |
| 2010 | Mahoning Valley | .290 | 58 | 221 | 22 | 64 | 8 | 0 | 3 | 35 | 1 | 6 | 3 | 12 | 32 | 5 | 3 | .367 | .326 | .693 | 8 |
| 2011 | Lake County | .238 | 126 | 505 | 57 | 120 | 24 | 2 | 9 | 46 | 2 | 4 | 4 | 14 | 69 | 3 | 0 | .347 | .262 | .608 | 22 |
| 2012 | Carolina | .278 | 114 | 439 | 50 | 122 | 30 | 1 | 14 | 59 | 5 | 8 | 7 | 16 | 60 | 1 | 1 | .446 | .309 | .755 | 10 |
| Minor Lge. Totals | | .263 | 357 | 1378 | 149 | 362 | 72 | 4 | 27 | 175 | 9 | 21 | 16 | 59 | 187 | 14 | 6 | .380 | .297 | .676 | 61 |

VALDEZ, Ordormar**2B**

HEIGHT: 5-9
 WEIGHT: 150
 SIGNED BY: Ramon Pena & Pedro Santana

BATS: S
 THROWS: R

BORN: April 27, 1994 in San Pedro de Macoris, DR
 RESIDES: San Pedro de Macoris, DR
 OBTAINED: Non-Drafted Free Agent (8/26/10)

| YEAR | CLUB | AVG | G | AB | R | H | 2B | 3B | HR | RBI | SH | SF | HBP | BB | SO | SB | CS | SLG | OBP | OPS | E |
|--------------------------|-------------|-------------|------------|------------|-----------|-----------|----------|----------|----------|-----------|----------|----------|----------|-----------|-----------|-----------|-----------|-------------|-------------|-------------|-----------|
| 2011 | DSL Indians | .274 | 47 | 124 | 20 | 34 | 3 | 2 | 0 | 11 | 2 | 0 | 2 | 20 | 20 | 13 | 5 | .331 | .384 | .714 | 4 |
| 2012 | DSL Indians | .284 | 62 | 218 | 43 | 62 | 4 | 4 | 0 | 16 | 6 | 1 | 3 | 41 | 36 | 25 | 16 | .339 | .403 | .742 | 10 |
| Minor Lge. Totals | | .281 | 109 | 342 | 63 | 96 | 7 | 6 | 0 | 27 | 8 | 1 | 5 | 61 | 56 | 38 | 21 | .336 | .396 | .733 | 14 |

VALERA, Francisco**RHP**

HEIGHT: 6-1
 WEIGHT: 175
 SIGNED BY: Cesar Geronimo

BATS: R
 THROWS: R

BORN: October 19, 1989 in Santo Domingo, DR
 RESIDES: Santo Domingo, DR
 OBTAINED: Non-Drafted Free Agent (8/24/07)

CAREER HIGHLIGHTS: 2010- Missed the entire season after undergoing right elbow UCL reconstruction.

| YEAR | CLUB | W-L | ERA | G | GS | CG | SHO | SV | IP | H | R | ER | HR | HB | BB | SO | WP | BK | AVG | SLG | OBP |
|--------------------------|-------------|-------------|-------------|-----------|-----------|----------|----------|----------|-----------------------|------------|------------|-----------|-----------|-----------|-----------|------------|-----------|----------|-------------|-------------|-------------|
| 2008 | DSL Indians | 6-4 | 3.16 | 14 | 14 | 0 | 0 | 0 | 68.1 | 66 | 33 | 24 | 3 | 5 | 19 | 50 | 13 | 2 | .255 | .347 | .317 |
| 2009 | AZL Indians | 4-2 | 4.81 | 17 | 0 | 0 | 0 | 0 | 39.1 | 32 | 27 | 21 | 6 | 1 | 24 | 35 | 2 | 0 | .215 | .389 | .328 |
| 2010 | | | | | | | | | INJURED--DID NOT PLAY | | | | | | | | | | | | |
| 2011 | AZL Indians | 0-0 | 2.25 | 3 | 1 | 0 | 0 | 0 | 4.0 | 2 | 1 | 1 | 0 | 0 | 1 | 3 | 1 | 0 | .167 | .167 | .214 |
| 2012 | Lake County | 6-3 | 5.35 | 41 | 0 | 0 | 0 | 0 | 75.2 | 75 | 46 | 45 | 9 | 12 | 28 | 58 | 10 | 4 | .260 | .426 | .346 |
| Minor Lge. Totals | | 16-9 | 4.37 | 75 | 15 | 0 | 0 | 0 | 187.1 | 175 | 107 | 91 | 18 | 18 | 72 | 146 | 26 | 6 | .247 | .385 | .330 |

VALERIO, Charlie**CA/1B**

HEIGHT: 5-11
 WEIGHT: 216
 SIGNED BY: Ramon Pena, Felix Nivar & Miguel Valdez

BATS: S
 THROWS: R

BORN: November 7, 1990 in Santiago, DR
 RESIDES: Santiago, DR
 OBTAINED: Non-Drafted Free Agent (5/26/10)

CAREER HIGHLIGHTS: 2012-Named to New York-Penn League All-Star team.

| YEAR | CLUB | AVG | G | AB | R | H | 2B | 3B | HR | RBI | SH | SF | HBP | BB | SO | SB | CS | SLG | OBP | OPS | E |
|--------------------------|-----------------|-------------|------------|------------|-----------|------------|-----------|----------|-----------|-----------|----------|-----------|----------|-----------|------------|-----------|----------|-------------|-------------|-------------|-----------|
| 2010 | DSL Indians | .276 | 65 | 214 | 32 | 59 | 9 | 1 | 4 | 37 | 1 | 5 | 5 | 37 | 34 | 6 | 3 | .383 | .387 | .770 | 10 |
| 2011 | AZL Indians | .272 | 40 | 147 | 28 | 40 | 7 | 0 | 5 | 21 | 1 | 2 | 1 | 20 | 30 | 7 | 3 | .422 | .359 | .781 | 6 |
| 2012 | Mahoning Valley | .269 | 53 | 197 | 25 | 53 | 12 | 1 | 5 | 35 | 0 | 3 | 2 | 22 | 48 | 5 | 3 | .416 | .344 | .760 | 7 |
| | Lake County | .000 | 3 | 11 | 0 | 0 | 0 | 0 | 0 | 0 | 0 | 0 | 0 | 1 | 5 | 0 | 0 | .000 | .083 | .083 | 1 |
| Minor Lge. Totals | | .267 | 161 | 569 | 85 | 152 | 28 | 2 | 14 | 93 | 2 | 10 | 8 | 80 | 117 | 18 | 9 | .397 | .360 | .757 | 24 |

PLAYER DEVELOPMENT

VICENT, Junior**RHP**

HEIGHT: 6-2 BATS: R BORN: February 28, 1995 in Punto Fijo, VZ
 WEIGHT: 190 THROWS: R RESIDES: Barcelona, VZ
 SIGNED BY: N/A OBTAINED: Non-Drafted Free Agent (2/15/12)

| YEAR | CLUB | W-L | ERA | G | GS | CG | SHO | SV | IP | H | R | ER | HR | HB | BB | SO | WP | BK | AVG | SLG | OBP |
|------|-------------|-----|------|---|----|----|-----|----|------|----|---|----|----|----|----|----|----|----|------|------|------|
| 2012 | DSL Indians | 0-1 | 4.50 | 7 | 1 | 0 | 0 | 0 | 10.0 | 13 | 8 | 5 | 1 | 0 | 3 | 7 | 2 | 0 | .317 | .512 | .356 |

VICK, Logan**OF**

HEIGHT: 5-11 BATS: S BORN: October 22, 1990 in Kerrville, TX
 WEIGHT: 190 THROWS: R RESIDES: Kerrville, TX
 SIGNED BY: Kyle Van Hook OBTAINED: 11th Round Selection by Indians in June, 2012 Draft
 SCHOOL: Baylor University

| YEAR | CLUB | AVG | G | AB | R | H | 2B | 3B | HR | RBI | SH | SF | HBP | BB | SO | SB | CS | SLG | OBP | OPS | E |
|------|-----------------|------|----|----|---|----|----|----|----|-----|----|----|-----|----|----|----|----|------|------|------|---|
| 2012 | Mahoning Valley | .181 | 22 | 72 | 7 | 13 | 3 | 0 | 0 | 3 | 0 | 1 | 2 | 11 | 15 | 3 | 0 | .222 | .302 | .525 | 0 |

VIZCAYA, Anthony**RHP**

HEIGHT: 6-0 BATS: R BORN: October 24, 1993 in Barquisimeto, VZ
 WEIGHT: 180 THROWS: R RESIDES: Barquisimeto, VZ
 SIGNED BY: N/A OBTAINED: Non-Drafted Free Agent (3/5/12)

CAREER HIGHLIGHTS: 2012- Ranked among the Dominican Summer League leaders in ERA (0.94, 2nd), opponents batting average (.167, 4th), opponents batting average amongst starters (3rd) and Fewest Baserunners/9 IP Ratio amongst starters (7.89, 5th).

| YEAR | CLUB | W-L | ERA | G | GS | CG | SHO | SV | IP | H | R | ER | HR | HB | BB | SO | WP | BK | AVG | SLG | OBP |
|------|-------------|-----|------|----|----|----|-----|----|------|----|----|----|----|----|----|----|----|----|------|------|------|
| 2012 | DSL Indians | 3-2 | 0.94 | 13 | 12 | 0 | 0 | 0 | 67.0 | 38 | 13 | 7 | 0 | 3 | 19 | 33 | 7 | 3 | .167 | .206 | .240 |

WAGONER, Jack**RHP**

HEIGHT: 6-1 BATS: R BORN: June 20, 1989 in Stamford, CT
 WEIGHT: 203 THROWS: R RESIDES: Lake George, NY
 SIGNED BY: Mike Soper OBTAINED: 33rd Round Selection by Indians in June, 2011 Draft
 SCHOOL: Florida Gulf Coast University

| YEAR | CLUB | W-L | ERA | G | GS | CG | SHO | SV | IP | H | R | ER | HR | HB | BB | SO | WP | BK | AVG | SLG | OBP |
|--------------------------|-----------------|------------|-------------|-----------|----------|----------|----------|----------|-------------|-----------|-----------|-----------|----------|----------|-----------|-----------|----------|----------|-------------|-------------|-------------|
| 2011 | Mahoning Valley | 1-0 | 1.13 | 6 | 0 | 0 | 0 | 0 | 8.0 | 2 | 2 | 1 | 0 | 0 | 6 | 6 | 1 | 0 | .077 | .115 | .250 |
| 2012 | Mahoning Valley | 3-5 | 4.36 | 24 | 0 | 0 | 0 | 2 | 33.0 | 35 | 23 | 16 | 2 | 2 | 16 | 34 | 2 | 0 | .265 | .341 | .349 |
| Minor Lge. Totals | | 4-5 | 3.73 | 30 | 0 | 0 | 0 | 2 | 41.0 | 37 | 25 | 17 | 2 | 2 | 22 | 40 | 3 | 0 | .234 | .304 | .332 |

WASHINGTON, LeVon**OF**

HEIGHT: 5-11 BATS: L BORN: July 26, 1991 in Gainesville, FL
 WEIGHT: 173 THROWS: R RESIDES: Gainesville, FL
 SIGNED BY: Chuck Bartlett OBTAINED: 2nd Round Selection by Indians in June, 2010 Draft (55th overall)
 SCHOOL: Chipola JC (FL)

CAREER HIGHLIGHTS: 2012- Underwent right hip surgery April 30 and missed most of the season working his way back... 2011- Named the 7th best prospect in the Indians System by *Baseball America*... 2009- Selected by the Tampa Bay Rays in the 1st round (30th overall) of the June Draft but did not sign.

| YEAR | CLUB | AVG | G | AB | R | H | 2B | 3B | HR | RBI | SH | SF | HBP | BB | SO | SB | CS | SLG | OBP | OPS | E |
|--------------------------|-------------|-------------|-----------|------------|-----------|-----------|-----------|----------|----------|-----------|----------|----------|----------|-----------|------------|-----------|----------|-------------|-------------|-------------|----------|
| 2010 | AZL Indians | .444 | 3 | 9 | 0 | 4 | 0 | 0 | 0 | 3 | 0 | 0 | 0 | 3 | 1 | 1 | 0 | .444 | .583 | 1.028 | -- |
| 2011 | Lake County | .218 | 79 | 298 | 35 | 65 | 9 | 4 | 4 | 20 | 1 | 1 | 2 | 49 | 89 | 15 | 6 | .315 | .331 | .647 | 6 |
| 2012 | Lake County | .440 | 6 | 25 | 8 | 11 | 1 | 0 | 0 | 1 | 0 | 0 | 1 | 6 | 8 | 0 | 3 | .480 | .563 | 1.043 | 0 |
| | AZL Indians | .444 | 3 | 9 | 3 | 4 | 0 | 0 | 0 | 2 | 0 | 0 | 0 | 1 | 2 | 1 | 0 | .444 | .500 | .944 | 0 |
| | Carolina | .071 | 4 | 14 | 2 | 1 | 0 | 0 | 0 | 1 | 0 | 0 | 0 | 1 | 3 | 0 | 0 | .071 | .133 | .205 | 1 |
| Minor Lge. Totals | | .239 | 95 | 355 | 48 | 85 | 10 | 4 | 4 | 27 | 1 | 1 | 3 | 60 | 103 | 17 | 9 | .324 | .353 | .677 | 7 |

WENDLE, Joey**INF**

HEIGHT: 6-0 BATS: L
 WEIGHT: 200 THROWS: R
 SIGNED BY: Brent Urcheck
 SCHOOL: West Chester University (PA)

BORN: April 26, 1990 in Wilmington, DE
 RESIDES: Lincoln University, PA
 OBTAINED: 6th Round Selection by Indians in June, 2012 Draft

CAREER HIGHLIGHTS: 2012- Ranked 3rd in the New York-Penn League in batting (.327) and slugging (.469)... Named Indians Minor League Player of the Week for July 1-8... Named to New York-Penn League All-Star team.

| YEAR | CLUB | AVG | G | AB | R | H | 2B | 3B | HR | RBI | SH | SF | HBP | BB | SO | SB | CS | SLG | OBP | OPS | E |
|------|-----------------|------|----|-----|----|----|----|----|----|-----|----|----|-----|----|----|----|----|------|------|------|----|
| 2012 | Mahoning Valley | .327 | 61 | 245 | 32 | 80 | 15 | 4 | 4 | 37 | 0 | 2 | 5 | 15 | 25 | 4 | 1 | .469 | .375 | .844 | 12 |

WHITE, Thomas**RHP**

HEIGHT: 5-11 BATS: R
 WEIGHT: 185 THROWS: R
 SIGNED BY: Brad Tyler
 SCHOOL: South Georgia College

BORN: November 9, 1991 in Warner Robbins, GA
 RESIDES: Willacoochee, GA
 OBTAINED: 24th Round Selection by Indians in June, 2012 Draft

| YEAR | CLUB | W-L | ERA | G | GS | CG | SHO | SV | IP | H | R | ER | HR | HB | BB | SO | WP | BK | AVG | SLG | OBP |
|------|-------------|-----|------|---|----|----|-----|----|------|----|---|----|----|----|----|----|----|----|------|------|------|
| 2012 | AZL Indians | 2-0 | 2.70 | 7 | 0 | 0 | 0 | 0 | 13.1 | 11 | 5 | 4 | 1 | 1 | 5 | 15 | 2 | 0 | .234 | .362 | .315 |

WOLTERS, Tony**SS**

HEIGHT: 5-10 BATS: L
 WEIGHT: 177 THROWS: R
 SIGNED BY: Jason Smith
 SCHOOL: Rancho Buena Vista HS (CA)

BORN: June 9, 1992 in Vista, CA
 RESIDES: Vista, CA
 OBTAINED: 3rd Round Selection by Indians in June, 2010 Draft

CAREER HIGHLIGHTS: Enters the season rated the 7th-best prospect in the Indians system according to MLB.com and the 18th-best prospect according to *Baseball America*. 2012 - Spent season at A Carolina at just 20 years of age... Led the Carolina League in triples, finished T8th in doubles and 9th in runs scored... Hit .291 (73-251) in the 2nd half with 17 2B, 7HR, 31RBI and .818 OPS... Entered the season as the #7 rated prospect in the Indians organization according to *Baseball America*. 2011- Led the New York-Penn League in runs scored (50) and ranked T5th in hits (78), 10th in stolen bases (19) and T11th in batting average (.292)... Named the 8th best prospect in the Indians System by *Baseball America*.

| YEAR | CLUB | AVG | G | AB | R | H | 2B | 3B | HR | RBI | SH | SF | HBP | BB | SO | SB | CS | SLG | OBP | OPS | E |
|-------------------|-----------------|------|-----|-----|-----|-----|----|----|----|-----|----|----|-----|----|-----|----|----|------|------|------|----|
| 2010 | AZL Indians | .211 | 5 | 19 | 2 | 4 | 0 | 0 | 0 | 3 | 0 | 0 | 0 | 2 | 5 | 2 | 0 | .211 | .286 | .496 | 2 |
| 2011 | Mahoning Valley | .292 | 69 | 267 | 50 | 78 | 10 | 3 | 1 | 20 | 4 | 1 | 11 | 30 | 49 | 19 | 4 | .363 | .385 | .748 | 21 |
| 2012 | Carolina | .260 | 125 | 485 | 66 | 126 | 30 | *8 | 8 | 58 | 5 | 3 | 8 | 36 | 104 | 5 | 9 | .404 | .320 | .724 | 24 |
| Minor Lge. Totals | | .270 | 199 | 771 | 118 | 208 | 40 | 11 | 9 | 81 | 9 | 4 | 19 | 68 | 158 | 26 | 13 | .385 | .343 | .728 | 47 |

ZAPATA, Jose**RHP**

HEIGHT: 6-5 BATS: R
 WEIGHT: 195 THROWS: R
 SIGNED BY: Ramon Pena, Felix Nivar & Marcelino Vallejo

BORN: May 21, 1993 in Santiago Rodriguez, DR
 RESIDES: Santiago Rodriguez, DR
 OBTAINED: Non-Drafted Free Agent (10/8/10)

| YEAR | CLUB | W-L | ERA | G | GS | CG | SHO | SV | IP | H | R | ER | HR | HB | BB | SO | WP | BK | AVG | SLG | OBP |
|-------------------|-------------|-----|------|----|----|----|-----|----|------|----|----|----|----|----|----|----|----|----|------|------|------|
| 2011 | DSL Indians | 1-3 | 3.68 | 10 | 1 | 0 | 0 | 0 | 22.0 | 16 | 15 | 9 | 0 | 2 | 18 | 20 | 6 | 0 | .200 | .489 | .404 |
| 2012 | DSL Indians | 2-6 | 4.82 | 15 | 4 | 0 | 0 | 0 | 28.0 | 19 | 20 | 15 | 1 | 8 | 19 | 14 | 5 | 0 | .190 | .260 | .359 |
| Minor Lge. Totals | | 3-9 | 4.32 | 25 | 5 | 0 | 0 | 0 | 50.0 | 35 | 35 | 24 | 1 | 10 | 37 | 34 | 11 | 0 | .194 | .256 | .359 |

PLAYER DEVELOPMENT

2013 MINOR LEAGUE SCHEDULE

| DATE | DAY | CLEVELAND | COLUMBUS | AKRON | CAROLINA | LAKE COUNTY | MAHONING | AZL |
|--------|-----|----------------------|-----------------------|---------------------|------------------------|-------------------------|----------|-----|
| 2-Apr | Tue | @ Toronto (7:07) | | | | | | |
| 3-Apr | Wed | @ Toronto (7:07) | | | | | | |
| 4-Apr | Thu | @ Toronto (7:07) | | | | LANSING (6:30) | | |
| 5-Apr | Fri | @ Tampa Bay (7:10) | @ Indianapolis (7:05) | BINGHAMTON (6:05) | WINSTON-SALEM (7:15) | LANSING (6:30) | | |
| 6-Apr | Sat | @ Tampa Bay (7:10) | @ Indianapolis (7:05) | BINGHAMTON (2:05) | WINSTON-SALEM (6:15) | LANSING (1:00) | | |
| 7-Apr | Sun | @ Tampa Bay (1:40) | @ Indianapolis (1:35) | BINGHAMTON (2:05) | WINSTON-SALEM (2:00) | LANSING (1:30) | | |
| 8-Apr | Mon | NEW YORK AL (4:05) | @ Louisville (6:35) | ALTOONA (6:05) | WILMINGTON (7:15) | @ Great Lakes (6:05) | S | S |
| 9-Apr | Tue | NEW YORK AL (7:05) | @ Louisville (6:35) | ALTOONA (6:05) | WILMINGTON (7:15) | @ Great Lakes (6:05) | E | E |
| 10-Apr | Wed | NEW YORK AL (7:05) | @ Louisville (6:35) | ALTOONA (6:05) | WILMINGTON (11:00) | @ Great Lakes (3:05) | A | A |
| 11-Apr | Thu | NEW YORK AL (7:05) | INDIANAPOLIS (7:05) | @ Bowie (7:05) | OFF DAY | @ Fort Wayne (7:05) | S | S |
| 12-Apr | Fri | CHICAGO AL (7:05) | INDIANAPOLIS (7:15) | @ Bowie (7:05) | @ Winston-Salem (7:00) | @ Fort Wayne (7:05) | O | O |
| 13-Apr | Sat | CHICAGO AL (4:05) | INDIANAPOLIS (6:35) | @ Bowie (6:35) | @ Winston-Salem (7:00) | @ Fort Wayne (5:05) | N | N |
| 14-Apr | Sun | CHICAGO AL (1:05) | INDIANAPOLIS (1:05) | @ Bowie (2:05) | @ Winston-Salem (2:00) | @ Fort Wayne (3:05) | N | N |
| 15-Apr | Mon | OFF DAY | LOUISVILLE (6:35) | @ Trenton (7:05) | @ Wilmington (TBD) | OFF DAY | B | B |
| 16-Apr | Tue | BOSTON (7:05) | LOUISVILLE (6:35) | @ Trenton (7:05) | @ Wilmington (TBD) | DAYTON (6:30) | E | E |
| 17-Apr | Wed | BOSTON (7:05) | LOUISVILLE (11:35) | @ Trenton (10:35) | @ Wilmington (TBD) | DAYTON (6:30) | G | G |
| 18-Apr | Thu | BOSTON (7:05) | @ Toledo (6:30) | BOWIE (6:05) | MYRTLE BEACH (7:15) | DAYTON (6:30) | I | I |
| 19-Apr | Fri | @ Houston (8:05) | @ Toledo (7:00) | BOWIE (6:05) | MYRTLE BEACH (7:15) | @ Great Lakes (6:05) | N | N |
| 20-Apr | Sat | @ Houston (7:05) | TOLEDO (7:05) | BOWIE (2:05) | MYRTLE BEACH (6:15) | @ Great Lakes (6:05) | S | S |
| 21-Apr | Sun | @ Houston (2:05) | TOLEDO (1:05) | BOWIE (2:05) | MYRTLE BEACH (2:00) | @ Great Lakes (3:05) | S | S |
| 22-Apr | Mon | @ Chicago AL (8:10) | TOLEDO (10:35a) | TRENTON (6:05) | POTOMAC (7:15) | @ West Michigan (6:35) | J | J |
| 23-Apr | Tue | @ Chicago AL (8:10) | @ Scranton/WB (6:35) | TRENTON (6:05) | POTOMAC (7:15) | @ West Michigan (12:00) | U | U |
| 24-Apr | Wed | @ Chicago AL (2:10) | @ Scranton/WB (10:35) | TRENTON (6:05) | POTOMAC (7:15) | @ West Michigan (12:00) | N | N |
| 25-Apr | Thu | OFF DAY | @ Scranton/WB (6:35) | OFF DAY | POTOMAC (7:15) | CLINTON (6:30) | E | E |
| 26-Apr | Fri | @ Kansas City (8:10) | @ Scranton/WB (7:05) | @ Binghamton (7:05) | @ Frederick (7:00) | CLINTON (6:30) | E | E |
| 27-Apr | Sat | @ Kansas City (7:10) | @ Pawtucket (6:05) | @ Binghamton (1:05) | @ Frederick (2:00) | CLINTON (1:00) | 1 | 2 |
| 28-Apr | Sun | @ Kansas City (2:10) | @ Pawtucket (1:05) | @ Binghamton (1:05) | @ Frederick (2:00) | CLINTON (1:00) | 7 | 0 |
| 29-Apr | Mon | @ Kansas City (8:10) | @ Pawtucket (6:15) | @ Altoona (6:30) | @ Potomac (TBD) | KANE COUNTY (6:30) | | |
| 30-Apr | Tue | PHILADELPHIA (7:05) | @ Pawtucket (12:05) | @ Altoona (6:30) | @ Potomac (TBD) | KANE COUNTY (6:30) | | |
| 1-May | Wed | PHILADELPHIA (7:05) | OFF DAY | @ Altoona (6:30) | @ Potomac (TBD) | @ Peoria (7:30) | | |

2013 MINOR LEAGUE SCHEDULE

| DATE | DAY | CLEVELAND | COLUMBUS | AKRON | CAROLINA | LAKE COUNTY | MAHONING | AZL |
|--------|-----|-----------------------|----------------------|---------------------|------------------------|-------------------------|----------|-----|
| 2-May | Thu | OFF DAY | ROCHESTER (6:35) | @ Altoona (10:30) | @ Potomac (TBD) | @ Peoria (7:30) | | |
| 3-May | Fri | MINNESOTA (7:05) | ROCHESTER (7:15) | BOWIE (7:05) | FREDERICK (7:15) | @ Peoria (12:00) | | |
| 4-May | Sat | MINNESOTA (1:05) | ROCHESTER (7:05) | BOWIE (6:05) | FREDERICK (6:15) | @ Burlington (7:30) | | |
| 5-May | Sun | MINNESOTA (1:05) | ROCHESTER (1:05) | BOWIE (2:05) | FREDERICK (2:00) | @ Burlington (3:00) | | |
| 6-May | Mon | OAKLAND (7:05) | CHARLOTTE (6:35) | ERIE (7:05) | OFF DAY | @ Burlington (12:30) | S | S |
| 7-May | Tue | OAKLAND (7:05) | CHARLOTTE (6:35) | ERIE (7:05) | @ Salem (7:05) | OFF DAY | E | E |
| 8-May | Wed | OAKLAND (7:05) | CHARLOTTE (6:35) | ERIE (10:35) | @ Salem (6:15) | SOUTH BEND (6:30) | A | A |
| 9-May | Thu | OAKLAND (12:05) | CHARLOTTE (11:35) | @ Reading (6:35) | @ Salem (2:00) | SOUTH BEND (6:30) | S | S |
| 10-May | Fri | @ Detroit (7:05) | @ Rochester (7:05) | @ Reading (7:05) | LYNCHBURG (7:15) | SOUTH BEND (6:30) | O | O |
| 11-May | Sat | @ Detroit (7:05) | @ Rochester (7:05) | @ Reading (6:35) | LYNCHBURG (6:15) | @ Bowling Green (8:05) | N | N |
| 12-May | Sun | @ Detroit (1:05) | @ Rochester (1:05) | @ Reading (1:35) | LYNCHBURG (2:00) | @ Bowling Green (3:05) | N | N |
| 13-May | Mon | OFF DAY | @ Rochester (7:05) | @ Binghamton (6:35) | LYNCHBURG (7:15) | @ Bowling Green (11:35) | B | B |
| 14-May | Tue | @ Philadelphia (7:05) | @ Syracuse (7:00) | @ Binghamton (6:35) | SALEM (7:15) | LANSING (6:30) | E | E |
| 15-May | Wed | @ Philadelphia (1:05) | @ Syracuse (7:00) | @ Binghamton (6:35) | SALEM (7:15) | LANSING (11:00) | G | G |
| 16-May | Thu | OFF DAY | @ Syracuse (7:00) | OFF DAY | SALEM (7:15) | LANSING (6:30) | I | I |
| 17-May | Fri | SEATTLE (7:05) | @ Syracuse (7:00) | ERIE (7:05) | @ Lynchburg (6:05) | FORT WAYNE (6:30) | N | N |
| 18-May | Sat | SEATTLE (1:05) | SCRANTON/WB (7:05) | ERIE (6:05) | @ Lynchburg (6:05) | FORT WAYNE (6:30) | N | N |
| 19-May | Sun | SEATTLE (1:05) | SCRANTON/WB (6:05) | ERIE (2:05) | @ Lynchburg (2:05) | FORT WAYNE (1:30) | S | S |
| 20-May | Mon | SEATTLE (12:05) | SCRANTON/WB (7:05) | BOWIE (7:05) | OFF DAY | FORT WAYNE (6:30) | J | J |
| 21-May | Tue | DETROIT (7:05) | SCRANTON/WB (10:35) | BOWIE (7:05) | @ Myrtle Beach (7:05) | @ Lansing (7:05) | U | U |
| 22-May | Wed | DETROIT (7:05) | OFF DAY | BOWIE (7:05) | @ Myrtle Beach (7:05) | @ Lansing (10:35) | N | N |
| 23-May | Thu | @ Boston (7:10) | SYRACUSE (7:05) | BOWIE (10:35) | @ Myrtle Beach (7:05) | @ Lansing (7:05) | E | E |
| 24-May | Fri | @ Boston (7:10) | SYRACUSE (7:15) | @ Erie (7:05) | WINSTON-SALEM (7:15) | OFF DAY | | |
| 25-May | Sat | @ Boston (1:35) | SYRACUSE (7:05) | @ Erie (7:05) | WINSTON-SALEM (6:15) | WESTMICHIGAN (6:30) | 1 | 2 |
| 26-May | Sun | @ Boston (1:35) | SYRACUSE (6:05) | @ Erie (1:35) | WINSTON-SALEM (2:00) | WESTMICHIGAN (1:30) | 7 | 0 |
| 27-May | Mon | @ Cincinnati (1:10) | @ Louisville (4:05) | @ Erie (1:35) | WILMINGTON (4:00) | WESTMICHIGAN (1:00) | | |
| 28-May | Tue | @ Cincinnati (7:10) | @ Louisville (6:35) | HARRISBURG (7:05) | WILMINGTON (7:15) | BOWLING GREEN (6:30) | | |
| 29-May | Wed | CINCINNATI (7:05) | @ Louisville (11:05) | HARRISBURG (7:05) | WILMINGTON (7:15) | BOWLING GREEN (1:00) | | |
| 30-May | Thu | CINCINNATI (7:05) | @ Louisville (6:35) | HARRISBURG (7:05) | WILMINGTON (7:15) | BOWLING GREEN (11:00) | | |
| 31-May | Fri | TAMPA BAY (7:05) | INDIANAPOLIS (7:15) | @ Reading (7:05) | @ Winston-Salem (7:00) | @ Dayton (7:00) | | |

PLAYER DEVELOPMENT

2013 MINOR LEAGUE SCHEDULE

| DATE | DAY | CLEVELAND | COLUMBUS | AKRON | CAROLINA | LAKE COUNTY | MAHONING | AZL |
|--------|-----|----------------------|-----------------------|------------------------|------------------------|------------------------|-----------------------|-------------------|
| 1-Jun | Sat | TAMPA BAY (1:05) | INDIANAPOLIS (7:05) | @ Reading (6:35) | @ Winston-Salem (7:00) | @ Dayton (7:00) | | |
| 2-Jun | Sun | TAMPA BAY (1:05) | INDIANAPOLIS (6:05) | @ Reading (1:35) | @ Winston-Salem (2:00) | @ Dayton (2:00) | | |
| 3-Jun | Mon | @ New York AL (7:05) | INDIANAPOLIS (7:05) | OFF DAY | @ Wilmington (TBD) | @ Dayton (7:00) | | |
| 4-Jun | Tue | @ New York AL (7:05) | TOLEDO (7:05) | NEW HAMPSHIRE (7:05) | @ Wilmington (TBD) | OFF DAY | | |
| 5-Jun | Wed | @ New York AL (1:05) | TOLEDO (12:05) | NEW HAMPSHIRE (7:05) | @ Wilmington (TBD) | @ South Bend (7:05) | | |
| 6-Jun | Thu | OFF DAY | @ Toledo (7:00) | NEW HAMPSHIRE (7:05) | @ Wilmington (TBD) | @ South Bend (10:35) | | |
| 7-Jun | Fri | @ Detroit (7:05) | @ Toledo (7:00) | PORTLAND (7:05) | MYRTLE BEACH (7:15) | @ South Bend (7:35) | | |
| 8-Jun | Sat | @ Detroit (4:05) | @ Gwinnett (7:05) | PORTLAND (7:05) | MYRTLE BEACH (6:15) | BOWLING GREEN (7:00) | | |
| 9-Jun | Sun | @ Detroit (1:05) | @ Gwinnett (2:05) | PORTLAND (2:05) | MYRTLE BEACH (2:00) | BOWLING GREEN (1:30) | | |
| 10-Jun | Mon | @ Texas (8:05) | @ Gwinnett (6:05) | OFF DAY | POTOMAC (7:15) | BOWLING GREEN (7:00) | | |
| 11-Jun | Tue | @ Texas (8:05) | @ Gwinnett (6:05) | @ New Hampshire (6:35) | POTOMAC (7:15) | @ Fort Wayne (7:05) | | |
| 12-Jun | Wed | @ Texas (8:05) | OFF DAY | @ New Hampshire (6:35) | POTOMAC (7:15) | @ Fort Wayne (7:05) | | |
| 13-Jun | Thu | OFF DAY | @ Charlotte (7:15) | @ New Hampshire (7:05) | @ Myrtle Beach (7:05) | @ Fort Wayne (7:05) | | |
| 14-Jun | Fri | WASHINGTON (7:05) | @ Charlotte (7:15) | @ Portland (7:00) | @ Myrtle Beach (7:05) | GREAT LAKES (7:00) | | |
| 15-Jun | Sat | WASHINGTON (7:15) | @ Charlotte (7:15) | @ Portland (6:00) | @ Myrtle Beach (7:05) | GREAT LAKES (7:00) | | |
| 16-Jun | Sun | WASHINGTON (1:05) | @ Charlotte (2:15) | @ Portland (1:00) | @ Myrtle Beach (6:05) | GREAT LAKES (1:30) | | |
| 17-Jun | Mon | KANSAS CITY (7:05) | PAWTUCKET (7:05) | OFF DAY | OFF DAY | ALL-STAR BREAK | JAMESTOWN (7:05) | |
| 18-Jun | Tue | KANSAS CITY (7:05) | PAWTUCKET (7:05) | TRENTON (7:05) | ALL-STAR BREAK | ALL-STAR BREAK | JAMESTOWN (7:05) | |
| 19-Jun | Wed | KANSAS CITY (7:05) | PAWTUCKET (7:05) | TRENTON (7:05) | ALL-STAR BREAK | ALL-STAR BREAK | JAMESTOWN (7:05) | |
| 20-Jun | Thu | OFF DAY | PAWTUCKET (7:05) | TRENTON (7:05) | ALL-STAR BREAK | @ Dayton (7:00) | @ Batavia (7:05) | REDS (10:00) |
| 21-Jun | Fri | MINNESOTA (7:05) | LEHIGH VALLEY (7:15) | NEW BRITAIN (7:05) | @ Potomac (TBD) | @ Dayton (7:00) | @ Batavia (7:05) | @ Reds (10:00) |
| 22-Jun | Sat | MINNESOTA (7:15) | LEHIGH VALLEY (7:05) | NEW BRITAIN (7:05) | @ Potomac (TBD) | @ Dayton (7:00) | @ Batavia (7:05) | DODGERS (10:00) |
| 23-Jun | Sun | MINNESOTA (1:05) | LEHIGH VALLEY (6:05) | NEW BRITAIN (2:05) | @ Potomac (TBD) | @ Dayton (7:00) | AUBURN (6:05) | @ Dodgers (10:00) |
| 24-Jun | Mon | @ Baltimore (7:05) | LEHIGH VALLEY (12:05) | @ Harrisburg (7:00) | FREDERICK (7:15) | @ Bowling Green (6:05) | AUBURN (7:05) | OFF DAY |
| 25-Jun | Tue | @ Baltimore (7:05) | @ Norfolk (7:05) | @ Harrisburg (7:00) | FREDERICK (7:15) | @ Bowling Green (8:05) | AUBURN (7:05) | @ Brewers (10:00) |
| 26-Jun | Wed | @ Baltimore (7:05) | @ Norfolk (7:05) | @ Harrisburg (12:00) | FREDERICK (11:00) | GREAT LAKES (1:05) | STATE COLLEGE (7:05) | BREWERS (10:00) |
| 27-Jun | Thu | @ Baltimore (7:05) | @ Norfolk (7:05) | ALTOONA (7:05) | FREDERICK (7:15) | GREAT LAKES (11:00) | STATE COLLEGE (7:05) | PADRES (10:00) |
| 28-Jun | Fri | @ Chicago AL (8:10) | @ Norfolk (7:05) | ALTOONA (7:05) | @ Salem (7:05) | GREAT LAKES (7:00) | @ Williamsport (7:05) | @ Rangers (10:00) |
| 29-Jun | Sat | @ Chicago AL (7:10) | @ Durham (7:05) | ALTOONA (7:05) | @ Salem (6:05) | FORT WAYNE (7:00) | @ Williamsport (7:05) | OFF DAY |
| 30-Jun | Sun | @ Chicago AL (2:10) | @ Durham (5:05) | ALTOONA (2:05) | @ Salem (4:05) | FORT WAYNE (1:30) | @ Williamsport (6:05) | CUBS (10:00) |

2013 MINOR LEAGUE SCHEDULE

| DATE | DAY | CLEVELAND | COLUMBUS | AKRON | CAROLINA | LAKE COUNTY | MAHONING | AZL |
|--------|-----|----------------------|------------------------|----------------------|------------------------|----------------------|-------------------------|------------------------|
| 1-Jul | Mon | OFF DAY | @ Durham (7:05) | @ Bowie (7:05) | LYNCHBURG (7:15) | FORT WAYNE (7:00) | @ Jamestown (7:05) | @ Diamondbacks (10:00) |
| 2-Jul | Tue | @ Kansas City (8:10) | @ Durham (7:05) | @ Bowie (7:05) | LYNCHBURG (7:15) | LANSING (7:00) | @ Jamestown (7:05) | @ Royals (10:00) |
| 3-Jul | Wed | @ Kansas City (8:10) | @ Toledo (7:00) | @ Bowie (6:35) | LYNCHBURG (7:15) | LANSING (7:00) | @ Jamestown (7:05) | ROYALS (10:00) |
| 4-Jul | Thu | @ Kansas City (2:10) | @ Toledo (6:00) | @ Richmond (6:35) | SALEM (7:15) | @ Lansing (7:05) | WILLIAMSPORT (7:05) | OFF DAY |
| 5-Jul | Fri | DETROIT (7:05) | LOUISVILLE (7:15) | @ Richmond (7:05) | SALEM (7:15) | @ Lansing (7:05) | WILLIAMSPORT (7:05) | REDS (10:00) |
| 6-Jul | Sat | DETROIT (4:05) | LOUISVILLE (7:05) | @ Richmond (6:05) | SALEM (6:15) | WEST MICHIGAN (7:00) | WILLIAMSPORT (7:05) | @ Reds (10:00) |
| 7-Jul | Sun | DETROIT (1:05) | LOUISVILLE (6:05) | @ Richmond (2:05) | SALEM (2:00) | WEST MICHIGAN (1:30) | @ State College (6:05) | @ Rangers (10:00) |
| 8-Jul | Mon | DETROIT (7:05) | INDIANAPOLIS (7:05) | @ Richmond (12:05) | @ Lynchburg (7:05) | WEST MICHIGAN (7:00) | @ State College (7:05) | PADRES (10:00) |
| 9-Jul | Tue | TORONTO (7:05) | INDIANAPOLIS (7:05) | ALL-STAR BREAK | @ Lynchburg (7:05) | OFF DAY | @ State College (7:05) | OFF DAY |
| 10-Jul | Wed | TORONTO (7:05) | INDIANAPOLIS (12:05) | ALL-STAR BREAK | @ Lynchburg (7:05) | @ Beloit (8:00) | TRI-CITY (7:05) | @ Giants (10:00) |
| 11-Jul | Thu | TORONTO (12:05) | TOLEDO (7:05) | ALTOONA (7:05) | @ Lynchburg (7:05) | @ Beloit (8:00) | TRI-CITY (7:05) | GIANTS (10:00) |
| 12-Jul | Fri | KANSAS CITY (7:05) | TOLEDO (7:15) | ALTOONA (7:05) | @ Frederick (7:00) | @ Beloit (8:00) | TRI-CITY (7:05) | @ Angels (10:00) |
| 13-Jul | Sat | KANSAS CITY (7:05) | @ Indianapolis (7:05) | ALTOONA (7:05) | @ Frederick (6:00) | @ Wisconsin (7:35) | VERMONT (7:05) | ANGELS (10:00) |
| 14-Jul | Sun | KANSAS CITY (1:05) | @ Indianapolis (1:35) | ALTOONA (2:05) | @ Frederick (6:00) | @ Wisconsin (2:05) | VERMONT (5:05) | OFF DAY |
| 15-Jul | Mon | ALL-STAR BREAK | ALL-STAR BREAK | ERIE (7:05) | @ Frederick (7:00) | @ Wisconsin (1:05) | VERMONT (7:05) | DODGERS (10:00) |
| 16-Jul | Tue | ALL-STAR BREAK | ALL-STAR BREAK | ERIE (7:05) | OFF DAY | OFF DAY | OFF DAY | OFF DAY |
| 17-Jul | Wed | ALL-STAR BREAK | ALL-STAR BREAK | ERIE (12:05) | WINSTON-SALEM (7:15) | CEDAR RAPIDS (7:00) | @ Brooklyn (7:00) | @ Dodgers (10:00) |
| 18-Jul | Thu | OFF DAY | @ Lehigh Valley (7:05) | @ Harrisburg (7:00) | WINSTON-SALEM (7:15) | CEDAR RAPIDS (7:00) | @ Brooklyn (7:00) | @ Padres (10:00) |
| 19-Jul | Fri | @ Minnesota (8:10) | @ Lehigh Valley (7:05) | @ Harrisburg (7:00) | WINSTON-SALEM (7:15) | CEDAR RAPIDS (7:00) | @ Brooklyn (7:00) | MARINERS (10:00) |
| 20-Jul | Sat | @ Minnesota (7:10) | @ Lehigh Valley (6:35) | @ Harrisburg (7:00) | WINSTON-SALEM (6:15) | QUAD CITIES (7:00) | @ Staten Island (7:00) | OFF DAY |
| 21-Jul | Sun | @ Minnesota (2:10) | @ Lehigh Valley (5:35) | @ Harrisburg (2:00) | WILMINGTON (4:00) | QUAD CITIES (7:00) | @ Staten Island (4:00) | ATHLETICS (10:00) |
| 22-Jul | Mon | @ Seattle (10:10) | @ Buffalo (7:05) | @ Bowie (7:05) | WILMINGTON (7:15) | QUAD CITIES (11:00) | @ Staten Island (11:00) | @ Athletics (10:00) |
| 23-Jul | Tue | @ Seattle (10:10) | @ Buffalo (7:05) | @ Bowie (7:05) | WILMINGTON (7:15) | OFF DAY | STATE COLLEGE (7:05) | @ Cubs (10:00) |
| 24-Jul | Wed | @ Seattle (3:40) | @ Buffalo (7:05) | @ Bowie (11:05) | @ Winston-Salem (7:00) | @ South Bend (7:05) | STATE COLLEGE (7:05) | RANGERS (10:00) |
| 25-Jul | Thu | OFF DAY | @ Buffalo (1:05) | RICHMOND (7:05) | @ Winston-Salem (7:00) | @ South Bend (7:05) | STATE COLLEGE (7:05) | OFF DAY |
| 26-Jul | Fri | TEXAS (7:05) | DURHAM (7:15) | RICHMOND (7:05) | @ Winston-Salem (7:00) | @ South Bend (7:05) | BATAVIA (7:05) | @ Reds (10:00) |
| 27-Jul | Sat | TEXAS (7:05) | DURHAM (7:05) | RICHMOND (7:05) | @ Winston-Salem (7:00) | @ Great Lakes (7:05) | BATAVIA (7:05) | REDS (10:00) |
| 28-Jul | Sun | TEXAS (1:05) | DURHAM (6:05) | RICHMOND (2:05) | @ Wilmington (TBD) | @ Great Lakes (3:05) | WILLIAMSPORT (5:05) | @ Dodgers (10:00) |
| 29-Jul | Mon | CHICAGO AL (7:05) | DURHAM (7:05) | OFF DAY | @ Wilmington (TBD) | @ Great Lakes (7:05) | WILLIAMSPORT (7:05) | DODGERS (10:00) |
| 30-Jul | Tue | CHICAGO AL (7:05) | BUFFALO (7:05) | @ New Britain (7:05) | @ Wilmington (TBD) | @ Fort Wayne (7:05) | @ Aberdeen (7:05) | OFF DAY |

2013 MINOR LEAGUE SCHEDULE

| DATE | DAY | CLEVELAND | COLUMBUS | AKRON | CAROLINA | LAKE COUNTY | MAHONING | AZL |
|--------|-----|--------------------------|-----------------------|-----------------------|---------------------|------------------------|------------------------|----------------------|
| 31-Jul | Wed | CHICAGO AL (7:05) | BUFFALO (7:05) | @ New Britain (7:05) | OFF-DAY | @ Fort Wayne (12:05) | @ Aberdeen (7:05) | BREWERS (10:00) |
| 1-Aug | Thu | CHICAGO AL (12:05) | BUFFALO (7:05) | @ New Britain (12:05) | FREDERICK (7:15) | FORT WAYNE (7:00) | @ Aberdeen (7:05) | @ Brewers (10:00) |
| 2-Aug | Fri | @ Miami (7:10) | BUFFALO (7:15) | @ Altoona (7:00) | FREDERICK (7:15) | FORT WAYNE (7:00) | @ Connecticut (7:05) | @ Mariners (10:00) |
| 3-Aug | Sat | @ Miami (7:10) | @ Toledo (7:00) | @ Altoona (6:00) | FREDERICK (7:15) | GREAT LAKES (7:00) | @ Connecticut (7:05) | MARINERS (10:00) |
| 4-Aug | Sun | @ Miami (1:10) | @ Toledo (6:00) | @ Altoona (6:00) | OFF-DAY | GREAT LAKES (7:00) | @ Connecticut (4:05) | OFF-DAY |
| 5-Aug | Mon | DETROIT (7:05) | @ Toledo (7:00) | OFF-DAY | POTOMAC (7:15) | GREAT LAKES (7:00) | OFF-DAY | @ Cubs (10:00) |
| 6-Aug | Tue | DETROIT (7:05) | TOLEDO (7:05) | NEW BRITAIN (7:05) | POTOMAC (7:15) | GREAT LAKES (1:00) | LOWELL (7:05) | DIAMONDBACKS (10:00) |
| 7-Aug | Wed | DETROIT (7:05) | TOLEDO (7:05) | NEW BRITAIN (7:05) | POTOMAC (7:15) | @ Dayton (7:00) | LOWELL (7:05) | ROYALS (10:00) |
| 8-Aug | Thu | DETROIT (7:05) | LOUISVILLE (7:05) | NEW BRITAIN (7:05) | @ Frederick (7:00) | @ Dayton (7:00) | LOWELL (7:05) | @ Royals (10:00) |
| 9-Aug | Fri | LOS ANGELES AL (7:05) | LOUISVILLE (7:15) | @ Trenton (7:05) | @ Frederick (7:00) | @ Dayton (7:00) | HUDSON VALLEY (7:05) | OFF-DAY |
| 10-Aug | Sat | LOS ANGELES AL (7:05) | @ Louisville (6:05) | @ Trenton (7:05) | @ Frederick (6:00) | BOWLING GREEN (7:00) | HUDSON VALLEY (7:05) | @ Reds (10:00) |
| 11-Aug | Sun | LOS ANGELES AL (1:05) | @ Louisville (6:05) | @ Trenton (5:05) | @ Potomac (TBD) | BOWLING GREEN (1:30) | HUDSON VALLEY (5:05) | REDS (10:00) |
| 12-Aug | Mon | @ Minnesota (8:10) | OFF-DAY | OFF-DAY | @ Potomac (TBD) | BOWLING GREEN (7:00) | ALL-STAR BREAK | RANGERS (10:00) |
| 13-Aug | Tue | @ Minnesota (8:10) | @ Indianapolis (7:05) | @ Richmond (7:05) | @ Potomac (TBD) | OFF-DAY | ALL-STAR BREAK | @ Padres (10:00) |
| 14-Aug | Wed | @ Minnesota (1:10) | @ Indianapolis (1:35) | @ Richmond (7:05) | MYRTLE BEACH (7:15) | SOUTH BEND (7:00) | @ State College (7:05) | OFF-DAY |
| 15-Aug | Thu | OFF-DAY | @ Indianapolis (7:05) | @ Richmond (7:05) | MYRTLE BEACH (7:15) | SOUTH BEND (7:00) | @ State College (7:05) | GIANTS (10:00) |
| 16-Aug | Fri | @ Oakland (10:07) | @ Indianapolis (7:15) | READING (7:05) | MYRTLE BEACH (7:15) | SOUTH BEND (7:00) | @ Auburn (7:05) | @ Giants (10:00) |
| 17-Aug | Sat | @ Oakland (9:07) | NORFOLK (7:05) | READING (7:05) | @ Salem (6:05) | @ Lansing (7:05) | @ Auburn (6:05) | ANGELS (10:00) |
| 18-Aug | Sun | @ Oakland (4:07) | NORFOLK (6:05) | READING (2:05) | @ Salem (4:05) | @ Lansing (2:05) | @ Williamsport (5:05) | @ Angels (10:00) |
| 19-Aug | Mon | @ Los Angeles AL (10:05) | NORFOLK (7:05) | @ Erie (7:05) | @ Salem (7:05) | @ Lansing (7:05) | @ Williamsport (7:05) | OFF-DAY |
| 20-Aug | Tue | @ Los Angeles AL (10:05) | NORFOLK (12:05) | @ Erie (7:05) | @ Salem (7:05) | @ Lansing (7:05) | JAMESTOWN (7:05) | @ Dodgers (10:00) |
| 21-Aug | Wed | @ Los Angeles AL (7:05) | OFF-DAY | @ Erie (7:05) | LYNCHBURG (7:15) | DAYTON (7:00) | JAMESTOWN (7:05) | DODGERS (10:00) |
| 22-Aug | Thu | OFF-DAY | WINNETT (7:05) | BINGHAMTON (7:05) | LYNCHBURG (7:15) | DAYTON (7:00) | JAMESTOWN (7:05) | PADRES (10:00) |
| 23-Aug | Fri | MINNESOTA (7:05) | WINNETT (7:15) | BINGHAMTON (7:05) | LYNCHBURG (7:15) | DAYTON (7:00) | BATAVIA (7:05) | @ Mariners (10:00) |
| 24-Aug | Sat | MINNESOTA (7:05) | WINNETT (7:05) | BINGHAMTON (7:05) | SALEM (6:15) | @ West Michigan (7:00) | BATAVIA (7:05) | OFF-DAY |
| 25-Aug | Sun | MINNESOTA (1:05) | WINNETT (6:05) | BINGHAMTON (2:05) | SALEM (2:00) | @ West Michigan (1:00) | BATAVIA (5:05) | @ Rangers (10:00) |
| 26-Aug | Mon | OFF-DAY | @ Louisville (7:05) | ERIE (7:05) | SALEM (7:15) | @ West Michigan (7:00) | @ Jamestown (7:05) | BREWERS (10:00) |
| 27-Aug | Tue | @ Atlanta (7:10) | @ Louisville (7:05) | ERIE (7:05) | OFF-DAY | OFF-DAY | @ Jamestown (7:05) | BREWERS (10:00) |
| 28-Aug | Wed | @ Atlanta (7:10) | LOUISVILLE (7:05) | ERIE (7:05) | @ Lynchburg (7:05) | LANSING (7:00) | @ Jamestown (7:05) | @ Brewers (10:00) |
| 29-Aug | Thu | @ Atlanta (7:10) | LOUISVILLE (7:05) | ERIE (7:05) | @ Lynchburg (7:05) | LANSING (7:00) | AUBURN (7:05) | |

| DATE | DAY | CLEVELAND | COLUMBUS | AKRON | CAROLINA | LAKE COUNTY | MAHONING | AZL |
|--------|-----|----------------------|-----------------|-------------------|-----------------------|------------------------|------------------|-----|
| 30-Aug | Fri | @ Detroit (7:05) | @ Toledo (7:00) | @ Altoona (7:00) | @ Lynchburg (6:05) | LANSING (7:00) | AUBURN (7:05) | |
| 31-Aug | Sat | @ Detroit (7:05) | @ Toledo (7:00) | @ Altoona (6:00) | @ Myrtle Beach (7:05) | @ Bowling Green (8:05) | @ Batavia (7:05) | |
| 1-Sep | Sun | @ Detroit (1:05) | TOLEDO (6:05) | @ Altoona (6:00) | @ Myrtle Beach (6:05) | @ Bowling Green (3:05) | @ Batavia (1:05) | |
| 2-Sep | Mon | BALTIMORE (4:05) | TOLEDO (3:05) | @ Altoona (12:00) | @ Myrtle Beach (6:05) | @ Bowling Green (1:05) | @ Auburn (7:05) | |
| 3-Sep | Tue | BALTIMORE (7:05) | | | | | @ Auburn (7:05) | |
| 4-Sep | Wed | BALTIMORE (7:05) | | | | | @ Auburn (7:05) | |
| 5-Sep | Thu | OFF DAY | | | | | | |
| 6-Sep | Fri | NEW YORK NL (7:05) | | | | | | |
| 7-Sep | Sat | NEW YORK NL (6:05) | | | | | | |
| 8-Sep | Sun | NEW YORK NL (1:05) | | | | | | |
| 9-Sep | Mon | KANSAS CITY (7:05) | | | | | | |
| 10-Sep | Tue | KANSAS CITY (7:05) | | | | | | |
| 11-Sep | Wed | KANSAS CITY (12:05) | | | | | | |
| 12-Sep | Thu | @ Chicago AL (8:10) | | | | | | |
| 13-Sep | Fri | @ Chicago AL (2:10) | | | | | | |
| 14-Sep | Sat | @ Chicago AL (7:10) | | | | | | |
| 15-Sep | Sun | @ Chicago AL (2:10) | | | | | | |
| 16-Sep | Mon | @ Kansas City (8:10) | | | | | | |
| 17-Sep | Tue | @ Kansas City (8:10) | | | | | | |
| 18-Sep | Wed | @ Kansas City (8:10) | | | | | | |
| 19-Sep | Thu | HOUSTON (7:05) | | | | | | |
| 20-Sep | Fri | HOUSTON (7:05) | | | | | | |
| 21-Sep | Sat | HOUSTON (6:05) | | | | | | |
| 22-Sep | Sun | HOUSTON (1:05) | | | | | | |
| 23-Sep | Mon | OFF DAY | | | | | | |
| 24-Sep | Tue | CHICAGO AL (7:05) | | | | | | |
| 25-Sep | Wed | CHICAGO AL (7:05) | | | | | | |
| 26-Sep | Thu | @ Minnesota (8:10) | | | | | | |
| 27-Sep | Fri | @ Minnesota (8:10) | | | | | | |
| 28-Sep | Sat | @ Minnesota (4:10) | | | | | | |
| 29-Sep | Sun | @ Minnesota (2:10) | | | | | | |

YOUR *Indians*[™] ANYTIME. ANYWHERE. ANY DEVICE.

INDIANS.COM[™]

Indians.com and MLB.com let you connect with the *Indians*[®], whether checking in at Progressive Field with At the Ballpark, following along with At Bat, the top sports app of all-time, or watching games live or on-demand on your favorite devices with MLB.TV Premium.

Indians.com delivers breaking news, up-to-the-moment stats, ticket and gear offers as well as exciting fantasy offerings whenever and wherever you want it on your computer, tablet or mobile phone.

It's your *Indians*. Anytime. Anywhere. Any device.

MLB.com

LasMayores.com

MLB.com
shop

MLB.TV

At Bat

Ballpark

INDIANS.COM/tickets

2012 Season in Review



Jason Kipnis

| | |
|---|---------|
| Catcher Profiles | 307 |
| Day-by-Day | 309-311 |
| Disabled List | 317 |
| Final Major League Standings..... | 306 |
| Odds-n-Ends/Misc Stats | 307-308 |
| Record by Day of Week, by Month | 307 |
| Runs by Inning | 307 |
| Team Highlights | 302-306 |
| Transactions..... | 316-318 |
| Tribe Batting, Pitching and Fielding..... | 313-315 |
| Won-Lost Breakdown | 312 |

2012 CLEVELAND INDIANS SEASON IN REVIEW

TRIBE AT A GLANCE: The Cleveland Indians finished the 2012 season with a record of 68-94 (.420) for a fourth-place standing in the American League Central Division...marked the third time in the last 4 seasons for the Indians to finish with a sub-.500 record...club's .420 winning pct. was 2nd-lowest in the A.L. ahead of Minnesota (.407, 66-96) and 26th in the majors...the Tribe was a season-high 8 games above the .500-mark on May 24 (26-18) and a season-low 28 games below the .500-mark on two occasions: Sept. 22 (62-90) & Sept. 24 (63-91)...at 37-32 (.536) through June 22, Cleveland owned the 6th-best record in the A.L. at that point before going 31-62 the rest of the way...the Indians were at or above the .500 mark for 103 of the first 114 days of the season thru July 27...club's last day to be above the .500 mark was July 26 following a 5-3 come-from-behind win over Detroit at Progressive Field, as Cleveland was still within 3.5 games of first place Chicago-AL after that victory; the Indians went 18-45 (.286) from July 27 on, a stretch that began with a season-high 11-game losing streak (July 27-Aug. 7) that saw Cleveland lose 7.0 games in the divisional standings, one defeat shy of matching the franchise record (12 straight losses, May 7-21, 1931)...the Tribe's longest winning streak of 2012 was 4 games, accomplished 3 separate times: April 13-17, May 14-17, June 18-22...Cleveland held a lead at some point in 35 of club's 94 losses.

A.L. CENTRAL STANDINGS: Cleveland finished the regular season in 4th place and 20.0 games behind first-place Detroit...of the 181 days in the Indians' season, Cleveland was in first place for 40 days, 2nd place for 47 days, 3rd place for 42 days, 4th place for 44 days and 5th place for 8 days...club's last day in first place was June 23...the Indians spent 82 consecutive days in either first or 2nd place from April 24-July 14, but were in 3rd, 4th or 5th place for 81 straight days to finish the season...the club held a season-high 4.0-game first-place lead in the division on May 17 (22-16) and trailed by as many as 20.5 games on Sept. 18 (61-87) & Sept. 19 (61-88)...the Indians were mathematically eliminated from the playoffs following a 5-3 loss on Sept. 15 vs. Detroit.

ATTENDANCE: Cleveland drew 1,603,596 fans to Progressive Field in 2012, the 18th time in 19 seasons since the construction of that ballpark (1994-2012) to draw at least 1.5 million people...Tribe's largest single-game crowd in Cleveland was 43,190 on April 5 vs. Toronto (Opening Day), which surpassed 1999 (42,830) for the highest attendance figure ever for a home opener at Progressive Field (1994-2012); club's largest single-game crowd on the road was 45,099 on June 27 at Yankee Stadium.

BASERUNNING: The Indians went 110-for-154 (71.4%) in stolen base attempts, the 7th-most steals in the A.L. and 12th in the majors; 71.4% success rate ranked 12th in A.L...the 110 steals was the highest total in 12 seasons for Cleveland since swiping 113 bags during the 2000 campaign, also the last time for the Tribe to reach triple digits...club's 154 attempts were T6th-most in the A.L. and T10th-most in the majors, also most for Cleveland since 177 attempts in 1997...the Tribe's record was 39-31 when recording at least one steal; 29-63 with no steals...**JASON KIPNIS** led the team with 31 steals (31-for-38), T6th-most in the A.L., most for Cleveland since GRADY Sizemore had 38 in 2008 and most by an Indians second baseman since ROBERTO ALOMAR swiped 39 in 2000.

BATTING: Cleveland batted .251 (1385-5525) as a team in 2012, 9th in the A.L...**MICHAEL BRANTLEY** finished with the highest qualifying avg. on the team at .288 (159-552)...club had the 6th-highest on-base pct. in the league at .324, but a .381 slugging pct. that ranked 13th...offense averaged 4.12 runs-per-game for a total of 667 runs, both 2nd-fewest in the A.L...the club drew 555 walks, 3rd-most in the A.L. and 4th in the majors, this while having 1,087 strikeouts, 3rd-fewest in the A.L. and majors...other offensive totals and A.L. ranks: 1385 hits (9th), 266 doubles (10th), 24 triples (9th), 136 home runs (136), 426 extra-base hits (13th), 635 RBI (13th), 2107 total bases (13th), 39 sacrifice flies (T9th), 17 sacrifice bunts (14th), 20 bunt hits (T5th), 125 infield hits (T8th)...club grounded into 141 double plays, 4th-most in A.L...Indians batters were hit-by-pitch 59 times, 3rd-most in the A.L. and 5th-most in the majors; **SHIN-SOO CHOO** was hit a team-high 14 times, T3rd-most in the A.L...team avg. by month: April-.245, May-.250, June-.263, July-.252, August-.231, September-.271, October-.149; team's .271 mark in Sept. was best in the A.L. and 6th in the majors...the Indians hit .239 (329-1374) with runners in scoring position as a team, 13th in the A.L.; club had a .232 avg. w/ RISP at home and a .247 mark w/ RISP on the road; Tribe had a .250 team avg. w/ RISP entering the All-Star break, but hit .226 w/ RISP in the 2nd "half".

DAYS OF THE WEEK: Records by days of the week - Monday: 9-9; Tuesday: 11-13; Wednesday: 9-16; Thursday: 11-7; Friday: 11-14; Saturday: 8-18; Sunday: 9-17...Tribe posted a .500-or-better record on 2 of the 7 days of the week (Mon./Thurs.), going 51-59 during the week and 17-35 on weekends.

2012 CLEVELAND INDIANS SEASON IN REVIEW

DAY & NIGHT RECORDS/SPLITS: Cleveland went 22-34 in day games and 46-60 in night games...club's 56 day games were 5th-most in the A.L., T10th-most in the majors...Indians batted .265 (519-1959) in day games, 5th-highest in the A.L., this while averaging 4.75 runs-per-game (266R/56G), 5th-most in the A.L...Tribe's .243 (866-3566) average in night games ranked 11th in the A.L., while the club's 3.78 runs-per-game (401R/106G) were fewest in the league...pitching staff had a 5.32 ERA (297 ER/502.1 IP) in days games and a 4.49 mark (469 ER/939.2 IP) under the lights.

DESIGNATED HITTERS: Cleveland DH's combined to bat .226 (129-571), the 2nd-lowest average in the A.L. ahead of Seattle (.214)...Tribe DH's also collected 22 home runs (10th), 72 RBI (11th) and a .702 OPS (11th)...2012 saw 12 different Indians start at DH: Hafner-61, Santana-27, Duncan-15, Lopez-10, Chisenhall-8, LaPorta-7, Cabrera-6, Canzler-6, Damon-5, Brantley-3, Kipnis-3, Phelps-2.

DIVISIONAL RECORDS: The Indians finished the season 31-41 (.431) against A.L. Central opponents, the club's 2nd-fewest number of victories within the division over the past 12 seasons (2001-12) behind only 2009 (30-42)... Cleveland went 7-11 vs. Chicago-AL, 10-8 vs. Detroit, 8-10 vs. Kansas City and 6-12 vs. Minnesota...club also went 15-21 (.417) against the A.L. West and 14-22 (.389) vs. the A.L. East, marking the 4th time in 19 seasons since 1994 Realignment for Cleveland to finish with a sub-.500 record against all 3 divisions...the Tribe had a major league-best 13-5 (.722) record against A.L. West teams through Aug. 13 before losing 16 of 18 to end the year.

DOUBLEHEADERS/POSTPONEMENTS: As the result of an April 10 rainout against Chicago-AL, the Indians played one split day-night doubleheader on May 7 at Progressive Field...Cleveland swept both games from the White Sox by scores of 8-6 and 3-2, respectively...with that pair of victories, the Indians improved to 12-2 in 7 doubleheaders over the past 3 seasons (2010-12) with 5 sweeps and 2 splits.

EXTRA-INNING GAMES: Cleveland played 13 extra-inning games in 2012, going 5-8...10 of those contests took place at Progressive Field with the club going 4-6; Tribe was 1-2 on the road in extras...the Indians played back-to-back extra-inning contests to start the season, including a 16-inning, 5-hour and 14-minute affair on Opening Day, a 7-4 loss to visiting Toronto; according to Elias, that contest established a major league record for the longest game ever on Opening Day in terms of innings played...the previous record for a season opener was 15 innings, which occurred twice: April 13, 1926, Philadelphia at Washington (1-0 Senators win) and April 19, 1960, Detroit at Cleveland (4-2 Tigers win)...club played 7 extra-inning games in the first "half" and 6 in the second "half", although 4 of those came in the Tribe's final 15 contests of the year.

FIELDING: Cleveland's defense posted a .984 fielding pct. (96 E/6087 TC), 5th-best in the A.L. and 9th in the majors...Indians' 96 team errors were 5th-fewest in the A.L. and 9th-fewest in majors...defense turned 157 double plays, 5th-most in A.L. and majors...club had a pair of season-long 7-game errorless streaks: April 21-28 and July 18-24.

FIRST "HALF"/SECOND "HALF": Cleveland went 44-41 (.518) in the first "half", entering the All-Star break in 2nd place, 3.0 games behind first place Chicago-AL in the A.L. Central...the Indians went 24-53 (.312) in the 2nd "half".

HOME & ROAD RECORDS: The Indians went 37-44 (.457) at home, T11th in the A.L...club won 4 of 7 and 5 of its last 10 games at Progressive Field to end the year...club finished 19 games below the .500 mark (31-50) on the road, going 15-39 after winning 16 of first 27 away from Cleveland...the Indians batted .249 (685-2749) with a .699 OPS (.322 OBP/.377 SLG) at Progressive Field while averaging 3.99 runs-per-game (323 R/81 G)...Tribe hit .252 (700-2776) away from Cleveland, 6th-highest in the A.L., with a .711 OPS (.325 OBP/.386 SLG), 7th in the A.L.; team plated 4.25 runs-per-game (344 R/81 G) on the road...Indians posted a 4.11 ERA (346 ER/757.0 IP) at home and a 5.52 ERA (420 ER/685.0 IP) on the road.

HOME RUNS: The Indians hit 136 home runs, 12th in the A.L. and 2nd-fewest by the team over the past 20 seasons (1993-2012) behind only 2010 (128)...**CARLOS SANTANA** paced the team with 18 round-trippers, fewest to lead the Indians since 1983 when GORMAN THOMAS and ANDRE THORNTON tied with 17 each...Cleveland left-handed batters connected for 98 home runs, 4th-most in the A.L. and 5th in the majors, while right-handers hit 38,

2012 CLEVELAND INDIANS SEASON IN REVIEW

fewest in the majors...Tribe hit 64 homers at Progressive Field, matching 2010 for the lowest total in that ballpark's history (1994-2012); club tallied 72 homers on the road...club homered in 92 of its 162 games, going 48-44 in those contests...the Indians went deep in each of the season's first 9 games to match the club's 2nd-longest such streak all-time (14 straight in 2002); the club followed that streak with a season-high 11-game homerless drought from April 18-29 (6-5 record), longest by Cleveland since a 14-gamer in 1983...team hit a season-high 4 homers on April 15 at Kansas City...*Home Runs by Month: April-16, May-25, June-26, July-26, August-24, September-17, October-2*...the Indians hit 71 solo homers, 43 two-run homers, 19 three-run homers and 3 grand slams...*Home Runs by Count: 0-0: 26...0-1: 10...0-2: 6...1-0: 16...1-1: 17...1-2: 4...2-0: 12...2-1: 12...2-2: 14...3-0: 0...3-1: 9...3-2: 10.*

INTERLEAGUE PLAY: Cleveland went 8-10 against the National League in 2012, going 5-4 at home with the DH and 3-6 on the road...the offense posted a .235 (141-600) avg., a .660 OPS (.292 OBP/.368 SLG) and 3.3 runs-per-game (60 R/18 G), while the pitching staff registered a 4.24 ERA (74 ER/157.0 IP)...Cleveland is 137-146 (.484) all-time in Interleague Play (1997-2012).

LINEUPS: Cleveland used 126 different batting orders in 162 games, those lineups including those used by the Tribe in Interleague Play when pitchers bat (122 batting orders when excluding pitchers)...the Indians also used 108 different lineups by defensive position (excluding pitchers)...of the 126 different batting orders, only 5 were used more than 4 times.

MOST FREQUENTLY USED LINEUPS BY CLEVELAND, 2012

| No. | Lineup |
|-----|--|
| 7 | Damon-Kipnis-Cabrera-Hafner-Santana-Choo-Brantley-Kotchman-Hannahan |
| 7 | Choo-Cabrera-Kipnis-Brantley-Santana-Hafner-Damon-Kotchman-Hannahan |
| 5 | Brantley-Cabrera-Choo-Santana-Hafner-Duncan-Kotchman-Kipnis-Hannahan |
| 5 | Choo-Kipnis-Cabrera-Hafner-Santana-Brantley-Damon-Kotchman-Lopez |
| 5 | Choo-Cabrera-Kipnis-Santana-Brantley-Damon-Kotchman-Chisenhall-Pitcher |

MANAGERIAL CHANGE: On Thursday, Sept. 27, Bench Coach **SANDY ALOMAR** was named Interim Manager for the Indians' final 6 games of 2012, replacing **MANNY ACTA**, who went 214-266 in 3 seasons after being named to the position on Oct. 25, 2009...AloMAR became the 41st manager in Cleveland franchise history.

MISCELLANEOUS PLAYER NOTES: **JASON KIPNIS** (14 HR, 76 RBI, 86 R, 31 SB) became just the 4th Indian over the last 25 years (1988-2012) to collect at least 10 HR, 70 RBI, 80 runs, and 30 stolen bases in the same season, joining **ROBERTO ALOMAR** (1999-2001), **KENNY LOFTON** (2000) and **GRADY SIZEMORE** (2007-08)...Kipnis also joined the Angels' **MIKE TROUT** (30HR, 83RBI, 129R, 47SB) and the Brewers' **RYAN BRAUN** (41 HR, 112 RBI, 108 R, 30 SB) as one of just 3 players in the majors to reach all of those statistical thresholds in 2012...Kipnis led the team with a .303 (44-145) avg. w/ RISP and matched Santana for team lead with 76 RBI...**SHIN-SOO CHOO** ranked among A.L. leaders with 43 doubles (5th), a .327 avg. vs. RH pitching (7th) and a .373 OBP (10th); Choo also posted the league's 3rd-highest OBP (.389) and 4th-highest avg. (.310) among leadoff hitters...**MICHAEL BRANTLEY** hit safely in a career-high 22 games from May 20-June 15, the 2nd-longest hit streak in the A.L. and 3rd-longest in the majors all season...Brantley's .310 (88-284) road avg. was also 7th-highest in the A.L...with 10.88 plate appearances-per-strikeout (56 SO/609 PA), Brantley was the most difficult player to fan in the A.L...**CARLOS SANTANA** drew 91 walks, 3rd-most in the A.L. and 5th in majors; Santana led the Indians with 18 HR and 76 RBI (tied, Kipnis)...**TRAVIS HAFNER** connected for his 200th career HR as a member of the Indians on Oct. 2 vs. Chicago-AL (201st overall) and finished the season ranked 8th on the club's all-time list...Opening Day starter **JUSTIN MASTERSON** paced the rotation with 34 starts and 206.1 IP...per STATS LLC, his A.L.-low 2.36 GB/FB ratio (356GB/151FB) was 5th-best in the majors...Masterston had the 10th-lowest avg. vs. RH batters (.232) in the A.L...despite not becoming a regular member of the rotation until mid-May, **ZACH MCALLISTER** ranked among A.L. rookie leaders with 110 strikeouts (6th), 22 starts (T7th) and 125.1 innings (9th)...**JOE SMITH** was T2nd in the A.L. with 7 relief wins and led the Indians with 72 appearances...Smith also stranded 78.7% of IR's (37-of-47), 9th-best pct. in the A.L...**VINNIE PESTANO** registered 36 holds, 2nd-most in the A.L. and majors; he also paced all Tribe relievers with 76 strikeouts...**CHRIS PEREZ** posted 39 saves, 4th-most in the A.L. and 6th in the majors; most for a Cleveland reliever since **JOE BOROWSKI** recorded 45 door slams in 2007...the 90.7 save pct. for Perez (39-for-43) ranked 6th in the A.L.

2012 CLEVELAND INDIANS SEASON IN REVIEW

MONTHLY RECORDS: Records by month - April: 11-9, May: 16-14, June: 12-15, July: 11-15, August: 5-24, Sept.: 12-15, October: 1-2...Cleveland had a .500-or-better record in 2 of the club's 6 full months...finished with winning records in both April and May for a 2nd straight season...team's 5-24 record in August matched July of 1914 (6-24) for the most losses in franchise history for a single calendar month.

ONE-RUN GAMES: Cleveland was 24-12 (.667) in one-run games, the 2nd-best such winning pct. in the majors for 2012, trailing only Baltimore at .763 (29-9)...at 77-59 (.566) in one-run games over the past 3 seasons (2010-12), the Tribe owns the 4th-best such winning pct. in the majors during that span.

PINCH-HITTING: Cleveland pinch-hitters batted .261 (18-69), tied with Oakland for the highest such mark in the A.L. and T4th-highest in the majors; also 10 points higher than the team's full season team average...Tribe PH's had 4 extra-base hits, including a pair of pinch-hit home runs by **BRENT LILLIBRIDGE** on Aug. 18 at Oakland and **TRAVIS HAFNER** on Oct. 2 vs. Chicago-AL...Hafner led the team with 3 pinch-hits (3-for-5) and 4 pinch-RBI.

PITCHING: Cleveland's pitching staff posted an A.L.-high 4.78 ERA (766 ER/1442.0 IP) in 2012, including a 4.11 ERA (346 ER/757.0 IP) at Progressive Field and a 5.52 ERA (420 ER/685.0 IP) on the road...team posted 6 combined shutouts...staff's .268 (1503-5603) opponents' avg. was 3rd-highest in the A.L., which included a .288 (428-1485) clip with runners in scoring position...opposition had .336 OBP (2nd-highest in A.L.) and .430 SLG (3rd-highest)...staff compiled 1,086 strikeouts, 2nd-fewest in the A.L., against 543 walks, 2nd-most in the A.L...combined for a season-long 15.0-inning scoreless streak from April 28 vs. Los Angeles-AL (T5th) to May 1 at Chicago-AL (B1st)...team allowed an A.L.-high 140 stolen bases, 3rd-most in majors; that 79.1% success rate (140-for-177) against Cleveland was 4th-highest in the A.L...**Starters:** The Cleveland starting rotation combined to go 48-76 (.387) with a 5.25 ERA (533 ER/913.2 IP), 2nd-highest in the A.L. and 3rd-highest in majors...staff's 913.2 IP ranked 12th in the A.L...**JUSTIN MASTERSON** (11-15) led the staff with 11 victories, the only Indian to reach a double-digit win total...opposition batted .284 (1026-3613), 2nd-highest in the A.L. and 3rd-highest in the majors...rotation turned in 73 quality starts, 11th in the A.L...staff compiled 621 strikeouts (2nd-fewest) against 351 walks (2nd-most)...Cleveland used 10 different starting pitchers in 2012; club began with the season-opening rotation of Masterson, **UBALDO JIMENEZ**, **DEREK LOWE**, **JOSH TOMLIN** and **JEANMAR GOMEZ**, later adding **ZACH McALLISTER** (May 7-G1), **COREY KLUBER** (Aug. 2), **CHRIS SEDDON** (Aug. 5), **ROBERTO HERNANDEZ** (Aug. 15) and **DAVID HUFF** (Sept. 7); Huff and Seddon were the only left-handers to start for the Tribe...club had used just 6 different starters until Kluber became the 7th on Aug. 2 at Kansas City...Lowe (May 15 at Minnesota) and Masterson (June 20 vs. Cincinnati) accounted for the team's only 2 complete games of the season...**Relievers:** The Indians bullpen was 20-18 (.526) with a 3.97 ERA (233 ER/528.1 IP) and was used in 160 of the team's 162 games; that 3.97 mark was 2nd-highest in the A.L...Tribe relievers logged 36.7% of the team's innings (1442.0), including 40.2% (273.2 of 680.0 IP) in the 2nd "half"...club's 43 saves were T6th-most in A.L., while the 76.8% success rate (43-for-56) was 4th-best...the bullpen's .240 (477-1990) avg. against was 6th-lowest in the A.L...the 'pen also had 6th-most strikeouts (465) against the 5th-most walks (192)...relievers permitted just 28.4% of inherited runners to score (64 IRS/225 IR), the 4th-best pct. in the A.L., and caught 27.3% (12-of-44) of would-be basestealers, 3rd-best pct. in the A.L. and nearly 10 pct. points higher than the starting rotation's CS% (18.8%, 25-of-133).

PLAYERS USED/ROOKIES: The Indians had 48 different players appear in a game for the club in 2012, 2 more than in 2011 (46)...Cleveland had an equal split of 24 position players and 24 pitchers...the club had exactly 12 different rookies see action for a 2nd consecutive season, including: **CODY ALLEN**, **JAIRO ASENSIO**, **SCOTT BARNES**, **RUSS CANZLER**, **JUAN DIAZ**, **NICK HAGADONE**, **COREY KLUBER**, **SCOTT MAINE**, **ZACH McALLISTER**, **THOMAS NEAL**, **CORD PHELPS**, **VINNY ROTTINO**...4 of those players made their major league debuts with Cleveland in 2012: Allen, Barnes, Diaz and Neal.

SERIES RECORDS: Cleveland went 18-30-4 across 52 series in 2012, as the club was 8-15-3 at Progressive Field and 10-15-1 on the road...Tribe won 4 straight and 5 of first 6 road series to begin the season (5-1-0)...team won a season-high 3 consecutive series, all on the road, from April 13-22; marked first time since 1988 for Tribe to win first 3 road series in a given season...Cleveland was 28-24 in series openers, 22-30 in series finales, and 9-11 in rubber games.

2012 CLEVELAND INDIANS SEASON IN REVIEW

SPRING TRAINING: Cleveland went 7-22-3 in 2012 Cactus League play, moving to 53-65-11 overall in 4 seasons (2009-12) since moving the organization's spring training facility to Goodyear, Arizona...team batted .247 (267-1081) with 61 2B, 3 3B, 25 HR, 127 RBI and a .702 OPS (.324 OBP/.378 SLG); pitching staff combined for a 5.42 ERA (168 ER/279.0 IP) and .305 (344-1127) avg. against...after concluding their Cactus League schedule, the Indians flew to Zebulon, NC to play an April 3 exhibition against the Carolina Mudcats (13-0 win for Cleveland), the club's new High-A minor league affiliate.

WALK-OFF WINS: Cleveland posted 6 walk-off victories in 2012 with 4 of those coming in extra-innings...the Indians also had 3 walk-off wins in their final 16 games of the season...**ASDRUBAL CABRERA** led the team w/a pair of game-ending hits, including the Indians' lone walk-off homer on June 19 vs. Cincinnati off Aroldis Chapman.

WALK-OFF WINS BY CLEVELAND IN 2012 (6)

| Date | Opp. | Score | Final Play |
|----------|---------------|-------|------------------------------|
| April 27 | LA of Anaheim | 3-2 | Cabrera RBI-single in 9th |
| May 17 | Seattle | 6-5 | Santana RBI-single in 11th |
| June 19 | Cincinnati | 3-2 | Cabrera 2-run HR in 10th |
| Sept. 16 | Detroit | 7-6 | Chisenhall RBI-single in 9th |
| Sept. 20 | Minnesota | 4-3 | Kotchman RBI-single in 10th |
| Oct. 2 | Chicago-AL | 4-3 | Donald RBI-single in 12th |

2012 MAJOR LEAGUE STANDINGS

AMERICAN LEAGUE

| CENTRAL | W | L | PCT | GB |
|------------------|-----------|-----------|-------------|-------------|
| Detroit | 88 | 74 | .543 | - |
| Chicago | 85 | 77 | .525 | 3.0 |
| Kansas City | 72 | 90 | .444 | 16.0 |
| CLEVELAND | 68 | 94 | .420 | 20.0 |
| Minnesota | 66 | 96 | .407 | 22.0 |

| EAST | W | L | PCT | GB |
|------------|----|----|------|------|
| New York | 95 | 67 | .586 | - |
| *Baltimore | 93 | 69 | .574 | 2.0 |
| Tampa Bay | 90 | 72 | .556 | 5.0 |
| Toronto | 73 | 89 | .451 | 22.0 |
| Boston | 69 | 93 | .426 | 26.0 |

| WEST | W | L | PCT | GB |
|-------------|----|----|------|------|
| Oakland | 94 | 68 | .580 | - |
| *Texas | 93 | 69 | .574 | 1.0 |
| Los Angeles | 89 | 73 | .549 | 5.0 |
| Seattle | 75 | 87 | .463 | 19.0 |

NATIONAL LEAGUE

| CENTRAL | W | L | PCT | GB |
|------------|----|-----|------|------|
| Cincinnati | 97 | 65 | .599 | - |
| *St. Louis | 88 | 74 | .543 | 9.0 |
| Milwaukee | 83 | 79 | .512 | 14.0 |
| Pittsburgh | 79 | 83 | .488 | 18.0 |
| Chicago | 61 | 101 | .377 | 36.0 |
| Houston | 55 | 107 | .340 | 42.0 |

| EAST | W | L | PCT | GB |
|--------------|----|----|------|------|
| Washington | 98 | 64 | .605 | - |
| *Atlanta | 94 | 68 | .580 | 4.0 |
| Philadelphia | 81 | 81 | .500 | 17.0 |
| New York | 74 | 88 | .457 | 24.0 |
| Miami | 69 | 93 | .426 | 29.0 |

| WEST | W | L | PCT | GB |
|---------------|----|----|------|------|
| San Francisco | 94 | 68 | .580 | - |
| Los Angeles | 86 | 76 | .531 | 8.0 |
| Arizona | 81 | 81 | .500 | 13.0 |
| San Diego | 76 | 86 | .469 | 18.0 |
| Colorado | 64 | 98 | .395 | 30.0 |

* Wild Card Winner

2012 MISCELLANEOUS STATISTICS

CLEVELAND TEAM BATTING

| | | |
|-----------------------|----|---|
| Runs, Game | 15 | 2x, Sept. 23 at KC; Sept. 30 vs. KC |
| Runs, Inning | 10 | Sept. 30 vs. Kansas City (B5th) |
| Hits, Game | 19 | 2x, June 30 at BAL; Sept. 30 vs. KC |
| Hits, Inning | 8 | April 13 at Kansas City (T1st) |
| Fewest Hits, Game | 2 | 4x, last Oct. 1 vs. Chicago-AL |
| Doubles | 6 | July 1 at Baltimore |
| Triples | 5 | June 5 at Detroit |
| Home Runs | 4 | April 15 at Kansas City |
| Home Runs, Both Clubs | 6 | July 14 at Toronto |
| Extra-Base Hits | 8 | 2x, June 18 vs. CIN; July 1 at BAL |
| Total Bases | 30 | 2x, April 15 at KC; Aug. 5 at DET (10) |
| Stolen Bases | 4 | Sept. 3 at Detroit |
| Walks | 12 | 2x, Sept. 26 at CWS; Sept. 29 vs. KC (14) |
| Strikeouts | 14 | Aug. 12 vs. Boston |
| Left On Base (9 inn.) | 16 | June 30 at Baltimore |
| Left On Base (Extras) | 20 | Sept. 29 vs. Kansas City (14) |

CLEVELAND INDIVIDUAL BATTING

| | | |
|-----------------|----|------------------------------------|
| Hits | 5 | Lopez, June 30 at Baltimore |
| Runs | 4 | Choo, June 30 at Baltimore |
| Doubles | 2 | 17x, last Choo, Sept. 28 vs. KC |
| Triples | 2 | Carrera, Aug. 4 at Detroit |
| Home Runs | 2 | 4x, last Santana, Sept. 23 at KC |
| Extra-Base Hits | 3 | Duncan, July 1 at Baltimore |
| Total Bases | 9 | Santana, Sept. 23 at Kansas City |
| RBI | 5 | Santana, Sept. 23 at Kansas City |
| Stolen Bases | 3 | Kipnis, Aug. 26 vs. New York-AL |
| Walks | 3 | 17x, last Santana, Sept. 29 vs. KC |
| Strikeouts | 4 | 2x, last Cabrera, July 16 at TB |
| Hit Streak | 22 | Brantley, May 20-June 15 |

CLEVELAND TEAM PITCHING

| | | |
|----------------------|------|---|
| Strikeouts | 16 | 2x, April 5 vs. TOR (16); Aug. 28 vs. OAK |
| Walks | 10 | July 18 at Tampa Bay |
| Fewest Walks | 0 | 10x, last Sept. 28 vs. Kansas City |
| Runs Allowed, Game | 14 | 3x, last Aug. 12 vs. Boston |
| Runs Allowed, Inning | 10 | Aug. 6 vs. Minnesota (T2nd) |
| Hits Allowed, Game | 17 | 2x, last June 14 at Cincinnati |
| Hits Allowed, Inning | 8 | July 14 at Toronto (B3rd) |
| Home Runs | 5 | Oct. 3 vs. Chicago-AL |
| Consec. Scoreless IP | 15.0 | April 28 (5th inn.) - May 1 (1st inn.) |

CLEVELAND INDIVIDUAL PITCHING

| | | |
|--------------------------------|------|---|
| Innings, Starter | 9.0 | 2x, Lowe-5/15@MIN, Masterson (6/20vCIN) |
| Fewest Innings, Starter | 1.2 | McAllister, Aug. 6 vs. Minnesota |
| Consec. Scoreless IP (starter) | 18.0 | Masterson, June 9-20 |
| Consec. Scoreless IP (relief) | 21.0 | Pestano, June 30-Aug. 9 |
| Innings, Reliever | 4.2 | Saddon, Aug. 27 vs. Oakland |
| Strikeouts, Starter | 10 | 2x, Masterson, April 5 vs. Toronto |
| | | Jimenez, Aug. 9 vs. Boston |
| Strikeouts, Reliever | 5 | Allen, Sept. 15 vs. Detroit |
| Runs Allowed | 10 | Masterson, July 28 at Minnesota |
| Earned Runs Allowed | 8 | 10x, last Masterson, Aug. 30 vs. OAK |
| Hits Allowed | 11 | 4x, last McAllister, Sept. 2 vs. Texas |
| Home Runs Allowed | 4 | McAllister, Sept. 2 vs. Texas |
| Pitches | 127 | Lowe, May 15 at Minnesota |

CLEVELAND MISCELLANEOUS

| | | |
|----------------------------|--------|---------------------------------------|
| Winning Streak | 4 | 3x, last June 18-22 |
| Losing Streak | 11 | July 27-Aug. 7 |
| Longest Game, Innings | 16 | April 5 vs. Toronto |
| Longest Game, Time, 9 inn. | 3:57 | May 11 at Boston |
| Longest Game, Time, Xtra. | 5:14 | April 5 vs. Toronto (16 inn.) |
| Shortest Game, Time | 2:14 | June 9 at St. Louis |
| Largest Crowd, Home | 43,190 | April 5 vs. Toronto (home opener) |
| Largest Crowd, Road | 45,099 | June 27 at New York-AL |
| Winning Margin | 12 | Sept. 30 vs. Kansas City (15-3) |
| Losing Margin | 13 | Aug. 13 vs. Boston (1-14) |
| Largest Deficit in Win | 7 | April 17 at SEA (trailed 1-8 after 4) |
| Largest Lead in Loss | 5 | July 8 vs. TB (led 5-0 after 5) |
| Errors | 3 | 6x, last Sept. 15 vs. Detroit |

STARTS BY BATTING ORDER

| | 1 | 2 | 3 | 4 | 5 | 6 | 7 | 8 | 9 |
|-------------|----|----|----|----|----|----|----|----|----|
| BRANTLEY | 22 | 5 | 1 | 24 | 64 | 17 | 10 | - | - |
| CABRERA | - | 88 | 52 | - | - | - | - | - | - |
| CANZLER | - | - | - | 6 | 10 | 7 | 1 | - | - |
| CARLIN | - | - | - | - | - | - | - | 2 | 1 |
| CARRERA | 3 | - | - | - | - | - | 6 | 5 | 23 |
| CHISENHALL | - | - | 1 | 2 | 2 | 3 | 9 | 13 | 6 |
| CHOO | 98 | - | 41 | - | - | 12 | - | - | - |
| CUNNINGHAM | - | - | - | - | - | 1 | 2 | 4 | 14 |
| DAMON | 10 | - | - | - | 1 | 14 | 25 | 5 | 2 |
| DIAZ | - | - | - | - | - | - | - | 2 | 2 |
| DONALD | 7 | 2 | - | - | - | 1 | 4 | 5 | 14 |
| DUNCAN | - | - | - | - | 10 | 32 | 15 | 7 | 3 |
| HAFNER | - | - | - | 29 | 17 | 15 | - | - | - |
| HANNAHAN | - | - | - | - | 1 | 7 | 8 | 32 | 33 |
| KIPNIS | 21 | 64 | 53 | - | - | - | 4 | 6 | - |
| KOTCHMAN | - | - | - | - | 6 | 24 | 40 | 50 | - |
| LaPORTA | - | - | - | - | 1 | 4 | 8 | 2 | - |
| LILLIBRIDGE | - | 2 | - | - | - | 6 | 12 | 6 | 3 |
| LOPEZ | - | - | 1 | 20 | 7 | 10 | 7 | 2 | 5 |
| MARSON | - | - | - | - | - | - | 5 | 15 | 44 |
| NEAL | - | - | - | - | - | 1 | 1 | 5 | - |
| PHELPS | - | 1 | - | - | - | 2 | 3 | - | 1 |
| ROTTINO | 1 | - | - | - | 1 | 1 | 1 | 1 | 2 |
| SANTANA | - | - | 13 | 81 | 41 | 6 | 1 | - | - |
| PITCHERS | - | - | - | - | - | - | - | - | 9 |

STARTS BY POSITION

| | C | 1B | 2B | 3B | SS | LF | CF | RF | DH |
|-------------|----|-----|----|-----|-----|----|-----|-----|----|
| BRANTLEY | - | - | - | - | - | - | 140 | - | 3 |
| CABRERA | - | - | - | - | 133 | - | - | - | 6 |
| CANZLER | - | 7 | - | - | - | 11 | - | - | 6 |
| CARLIN | 3 | - | - | - | - | - | - | - | - |
| CARRERA | - | - | - | - | - | 24 | 13 | - | - |
| CHISENHALL | - | - | - | 28 | - | - | - | - | 8 |
| CHOO | - | - | - | - | - | - | - | 151 | - |
| CUNNINGHAM | - | - | - | - | - | 7 | 6 | 8 | - |
| DAMON | - | - | - | - | - | 52 | - | - | 5 |
| DIAZ | - | - | - | - | 4 | - | - | - | - |
| DONALD | - | - | 8 | 11 | 9 | 4 | 1 | - | - |
| DUNCAN | - | - | - | - | - | 52 | - | - | 15 |
| HAFNER | - | - | - | - | - | - | - | - | 61 |
| HANNAHAN | - | 1 | - | 80 | - | - | - | - | - |
| KIPNIS | - | - | - | 145 | - | - | - | - | 3 |
| KOTCHMAN | - | 120 | - | - | - | - | - | - | - |
| LaPORTA | - | 8 | - | - | - | - | - | - | 7 |
| LILLIBRIDGE | - | 3 | 9 | 15 | 1 | 2 | - | - | - |
| LOPEZ | - | 6 | 2 | 34 | - | - | - | - | 10 |
| MARSON | 64 | - | - | - | - | - | - | - | - |
| NEAL | - | - | - | - | - | 5 | - | 2 | - |
| PHELPS | - | - | 4 | - | 1 | - | - | - | 2 |
| ROTTINO | - | - | - | - | - | 6 | - | 1 | - |
| SANTANA | 95 | 20 | - | - | - | - | - | - | 27 |

SCORE BY INNINGS

| | 1 | 2 | 3 | 4 | 5 | 6 | 7 | 8 | 9 | 10+ |
|-----------|-----|----|-----|-----|-----|----|----|----|----|-----|
| CLEVELAND | 72 | 75 | 79 | 81 | 104 | 49 | 73 | 58 | 63 | 13 |
| OPPONENTS | 117 | 75 | 109 | 112 | 121 | 95 | 78 | 68 | 47 | 23 |

RECORD BY DAY OF WEEK

| | | | |
|-----------|-------|-----------|-------|
| Monday | 9-9 | April | 11-9 |
| Tuesday | 11-13 | May | 16-14 |
| Wednesday | 9-16 | June | 12-15 |
| Thursday | 11-7 | July | 11-15 |
| Friday | 11-14 | August | 5-24 |
| Saturday | 8-18 | September | 12-15 |
| Sunday | 9-17 | October | 1-2 |

CATCHING BREAKDOWN

| | G/GS | Record | cERA | IP | ER | CS | SBA | CS% | PB |
|---------|--------|--------|------|-------|-----|----|-----|-------|----|
| CARLIN | 4/3 | 1-2 | 6.68 | 31.0 | 23 | 0 | 3 | 0.0% | 1 |
| MARSON | 69/64 | 27-37 | 4.86 | 555.2 | 301 | 10 | 77 | 13.0% | 2 |
| ROTTINO | 2/0 | 0-0 | 0.00 | 4.0 | 0 | 0 | 0 | 0.0% | 0 |
| SANTANA | 100/95 | 40-55 | 4.68 | 851.1 | 443 | 23 | 93 | 24.7% | 10 |

2012 MISCELLANEOUS STATISTICS

TRIBE AT A GLANCE

| | |
|------------------------------------|-------|
| Home..... | 37-44 |
| Road..... | 31-50 |
| Pre-ASG..... | 44-41 |
| Post-ASG..... | 24-53 |
| vs. LH starter..... | 18-35 |
| vs. RH starter..... | 50-59 |
| Extra innings..... | 5-8 |
| Home-run games..... | 24-12 |
| Come-from-Behind Wins..... | 30 |
| Losses After Holding Lead..... | 35 |
| Avg. 9-inn Gm...3.00 (26,877/149G) | |

WHEN:

| | |
|---------------------------|-------|
| Scoring first..... | 45-32 |
| Opp. Scores First..... | 23-63 |
| Out-Hit..... | 53-14 |
| Get Out-Hit..... | 11-76 |
| Cleveland Homers..... | 48-44 |
| Cleveland No Homers..... | 20-50 |
| Allows HR..... | 33-74 |
| Opponent No HR..... | 35-20 |
| Charged w/ 1+ Error..... | 30-38 |
| No Errors..... | 38-56 |
| Starter Goes 6.OIP..... | 54-38 |
| Score 3-or-less runs..... | 16-63 |
| Score 4-or-more runs..... | 52-31 |
| Score 5-or-more runs..... | 40-20 |
| Score 6-or-more runs..... | 32-12 |
| 5 hits-or-less..... | 2-31 |
| 6-9 hits..... | 26-42 |
| 10+ hits..... | 40-21 |

PITCHING MISCELLANEOUS

Starters: 48-76, 5.25 ERA (533ER/913.2IP, 13th in A.L.), 2CG, 1026H
 Relievers: 20-18-43, 3.97 ERA (233ER/528.1IP, 13th in A.L.), 477H
 Team Saves: 43-for-56 (76.8%, 4th in A.L.)

OPPONENT BATTING

| | | |
|------------------------|----|---------------------------------|
| Fewest Hits, Game..... | 3 | 3x, last June 20 vs. Cincinnati |
| Doubles..... | 3 | 3x, last Aug. 29 vs. Oakland |
| Triples..... | 2 | 4x, last Aug. 5 at Detroit |
| Home Runs..... | 5 | Oct. 3 vs. Chicago-AL |
| Extra-Base Hits..... | 9 | 3x, last July 20 vs. Baltimore |
| Total Bases..... | 33 | Oct. 3 vs. Chicago-AL |
| Stolen Bases..... | 5 | July 29 at Minnesota |

vs. AL: CENTRAL WEST EAST

| | | | |
|---------------------|--------------|-------------|--------------|
| | 31-41 | 15-21 | 14-22 |
| In Series: | Home | Road | Total |
| Overall | 8-15-3 | 10-15-1 | 18-30-4 |
| Openers | 14-12 | 14-12 | 28-24 |
| Finales | 13-14 | 9-16 | 22-30 |
| Rubber | 5-8 | 4-3 | 9-11 |
| Lead after: | Home | Road | Total |
| 6 inn. | 30-6 | 22-2 | 52-8 |
| 7 inn. | 30-3 | 27-1 | 57-4 |
| 8 inn. | 32-3 | 26-0 | 57-3 |
| Trail after: | Home | Road | Total |
| 6 inn. | 3-36 | 2-43 | 5-79 |
| 7 inn. | 2-38 | 1-45 | 3-83 |
| 8 inn. | 1-37 | 2-47 | 3-84 |
| Tied after: | Home | Road | Total |
| 6 inn. | 4-2 | 7-5 | 11-7 |
| 7 inn. | 5-3 | 3-4 | 8-7 |
| 8 inn. | 5-4 | 3-3 | 8-7 |
| 7th-or-later | 10-11 | 10-8 | 20-19 |
| Final AB | 8-8 | 5-6 | 13-14 |
| Walk-offs | 6 | 3 | 6-3 |

HOME RUN BREAKDOWN

| | | | | | |
|------------------|----|------------|----|------------------|----|
| At Home..... | 64 | Solo..... | 71 | 3-run..... | 19 |
| On the Road..... | 72 | 2-run..... | 43 | Grand Slams..... | 3 |

2-HR GAMES

| | |
|--------------|---|
| Santana..... | 2 |
| Choo..... | 1 |
| Kipnis..... | 1 |

3-HR GAMES

None

GRAND SLAMS

| | |
|--------------|-------------|
| Kipnis..... | 6/1 vs. MIN |
| Duncan..... | 8/17 at OAK |
| Cabrera..... | 9/30 vs. KC |

LEADOFF HR

| | |
|-------------|---|
| Choo..... | 5 |
| Kipnis..... | 2 |
| Donald..... | 1 |

WALK-OFF HR

Cabrera...6/19 vs.CIN

PINCH-HIT HR

| | |
|----------------|--------------|
| Lillibridge .. | 8/18 at OAK |
| Hafner..... | 10/2 vs. CWS |

BACK-TO-BACK HR

Kipnis+Kotchman (April 15 at Kansas City, 8th inn.)
 Santana+Cabrera (May 15 at Minnesota, 5th inn.)
 Hafner+Santana (July 26 vs. Detroit, 7th inn.)
 Carrera+Hafner (Aug. 5 at Detroit, 10th inn.)

RBI BREAKDOWN

| | | | |
|---------------------|-----------------------|------------------|----|
| GO-AHEAD RBI | GAME-TYING RBI | 2-OUT RBI | |
| Cabrera..... | 17 | Choo..... | 33 |
| Santana..... | 15 | Santana..... | 31 |
| Choo..... | 14 | Hafner..... | 27 |
| Kipnis..... | 14 | Kipnis..... | 26 |
| Brantley..... | 12 | Kotchman..... | 23 |
| Kotchman..... | 12 | Brantley..... | 21 |
| Duncan..... | 8 | Choo..... | 4 |
| Hafner..... | 8 | Canzler..... | 2 |
| Chisenhall..... | 5 | Damon..... | 2 |
| Donald..... | 5 | Donald..... | 2 |
| Canzler..... | 4 | Lopez..... | 2 |
| Hannahan..... | 4 | Carrera..... | 1 |
| Damon..... | 3 | Chisenhall..... | 1 |
| Marson..... | 3 | Cunningham..... | 1 |
| Lillibridge..... | 2 | Hannahan..... | 1 |
| Lopez..... | 2 | LaPorta..... | 1 |
| Carrera..... | 1 | Lillibridge..... | 1 |
| Cunningham..... | 1 | Phelps..... | 1 |
| | | LaPorta..... | 1 |
| | | Neal..... | 1 |

BULLPEN PERFORMANCE

| | --FIRST BATTER-- | | | --INHERITED RUNNERS-- | | | | | CS/ATT | CS% | |
|-----------------------|------------------|------------|--------------------|-----------------------|------------|-------------------|--------------|---------------|-----------------------|--------------|--------------|
| | GAMES | FACED | RETIRED(%) | IR | Scored(%) | SV/OPP | SV% | *GB/FB(Ratio) | | | |
| ACCARDO | 26 | 26 | 17 (65.4%) | .227 (5-22) | 7 | 1 (14.3%) | - | - | 51/34 (1.50) | 1/5 | 20.0% |
| ALLEN | 27 | 27 | 17 (62.0%) | .304 (7-23) | 10 | 3 (30.0%) | 0/1 | 0.0% | 34/33 (1.03) | 2/4 | 50.0% |
| ASENCIO | 18 | 18 | 12 (66.7%) | .250 (4-16) | 10 | 3 (30.0%) | - | - | 31/28 (1.11) | 1/2 | 50.0% |
| BARNES | 16 | 16 | 11 (68.8%) | .313 (5-16) | 7 | 2 (28.6%) | - | - | 21/23 (0.91) | 0/2 | 0.0% |
| GOMEZ | 3 | 3 | 3 (100.0%) | .000 (0-3) | - | - | - | - | 8/0 (-) | - | - |
| HAGADONE | 27 | 27 | 19 (70.4%) | .269 (7-26) | 14 | 4 (28.6%) | 1/2 | 50.0% | 26/31 (0.84) | 1/5 | 20.0% |
| HERRMANN | 15 | 15 | 14 (93.3%) | .000 (0-14) | 10 | 1 (10.0%) | - | - | 22/22 (1.00) | 1/2 | 50.0% |
| HUFF | 2 | 2 | 2 (100.0%) | .000 (0-2) | - | - | - | - | 5/5 (1.00) | - | - |
| MAINE | 9 | 9 | 4 (44.4%) | .500 (3-6) | 10 | 6 (60.0%) | - | - | 8/9 (0.89) | 0/2 | 0.0% |
| PEREZ, C. | 61 | 61 | 41 (67.2%) | .276 (16-58) | 6 | 1 (16.7%) | 39/43 | 90.7% | 67/69 (0.97) | 0/3 | 0.0% |
| PEREZ, R. | 8 | 8 | 5 (62.5%) | .167 (1-6) | 5 | 2 (40.0%) | - | - | 9/10 (0.90) | 0/1 | 0.0% |
| PESTANO | 70 | 70 | 46 (65.7%) | .233 (14-60) | 21 | 3 (14.3%) | 2/5 | 40.0% | 75/77 (0.97) | 2/6 | 33.3% |
| ROGERS | 44 | 44 | 32 (72.7%) | .262 (11-42) | 28 | 8 (28.6%) | - | - | 69/49 (1.41) | 0/1 | 0.0% |
| SEDDON | 15 | 15 | 12 (80.0%) | .071 (1-14) | 10 | 4 (40.0%) | - | - | 37/26 (1.42) | 0/2 | 0.0% |
| SIPP | 63 | 63 | 43 (68.3%) | .228 (13-57) | 28 | 8 (28.6%) | 1/2 | 50.0% | 52/68 (0.76) | 2/5 | 40.0% |
| SMITH | 72 | 72 | 53 (73.6%) | .167 (11-66) | 47 | 10 (21.3%) | 0/3 | 0.0% | 113/49 (2.31) | 2/4 | 50.0% |
| TOMLIN | 5 | 5 | 3 (60.0%) | .400 (2-5) | 5 | 4 (80.0%) | - | - | 22/18 (1.22) | - | - |
| WHEELER | 12 | 12 | 8 (66.7%) | .400 (4-10) | 7 | 4 (57.1%) | - | - | 23/20 (1.15) | - | - |
| Bullpen Totals | 493 | 493 | 342 (69.4%) | .233 (104-446) | 225 | 64 (28.4%) | 43/56 | 76.8% | 673/571 (1.18) | 12/44 | 27.3% |

*per STATS LLC

2012 INDIANS DAY-BY-DAY

| GAME | DATE | OPP. | W/L SCORE | WINNING PITCHER | LOSING PITCHER | SAVE | TOG | W-L | POS | G/B/A | HOME ATTEND | HOME DATE | TOTAL |
|---|-----------------------------------|---------|--------------|---------------------|--------------------|-----------------|------|-------|-----|-------|-------------|-----------|-----------|
| 63 | 6/15 | vPIT | W, 2-0 | Masterson (3-6) | McDonald (5-3) | Perez, C. (21) | 2:42 | 33-30 | 2nd | -0.5 | 31,920 | 33 | 581,015 |
| 64 | 6/16 | vPIT | L, 2-9 | Burnett (7-2) | Jimenez (6-5) | | 3:02 | 33-31 | 2nd | -1.5 | 30,408 | 34 | 611,423 |
| 65 | 6/17 | vPIT | L, 5-9 | r-Watson (4-0) | Gomez (4-6) | | 3:00 | 33-32 | 2nd | -1.5 | 27,388 | 35 | 638,811 |
| 66 | 6/18 | vCIN | W, 10-9 | r-Smith (5-1) | r-LeCure (2-2) | Perez, C. (22) | 3:06 | 34-32 | 2nd | -0.5 | 19,948 | 36 | 658,759 |
| 67 | 6/19 | vCIN | W, 3-2 (10) | r-Hagadone (1-0) | r-Chapman (4-3) | | 3:26 | 35-32 | 1st | +0.5 | 17,213 | 37 | 675,972 |
| 68 | 6/20 | vCIN | W, 8-1 | MASTERSON (4-6) | Arroyo (3-5) | | 2:34 | 36-32 | 1st | +0.5 | 23,544 | 38 | 699,516 |
| 69 | 6/21 | OFF DAY | | | | | | | 1st | +0.5 | | | |
| 69 | 6/22 | @HOU | W, 2-0 | Jimenez (7-5) | Harrell (6-6) | Perez, C. (23) | 2:40 | 37-32 | 1st | +1.5 | 26,932 | | |
| 70 | 6/23 | @HOU | L, 1-8 | KEUCHEL (1-0) | Gomez (4-7) | | 2:28 | 37-33 | 1st | +0.5 | 34,241 | | |
| 71 | 6/24 | @HOU | L, 1-7 | Happ (6-7) | Lowe (7-6) | | 2:52 | 37-34 | 2nd | -0.5 | 21,191 | | |
| 72 | 6/25 | @NYY | L, 1-7 | Kuroda (7-7) | Tomlin (3-5) | | 2:46 | 37-35 | 2nd | -0.5 | 42,290 | | |
| 73 | 6/26 | @NYY | L, 4-6 | Hughes (8-6) | Masterson (4-7) | Soriano (16) | 2:37 | 37-36 | 2nd | -1.5 | 43,006 | | |
| 74 | 6/27 | @NYY | L, 4-5 | Jimenez (7-6) | Soriano (17) | | 2:59 | 37-37 | 2nd | -2.5 | 45,099 | | |
| 75 | 6/28 | @BAL | W, 7-2 | McAllister (2-1) | Chen (7-4) | | 2:42 | 38-37 | 2nd | -2.5 | 17,676 | | |
| 76 | 6/29 | @BAL | L, 8-9 | r-Lindstrom (1-0) | r-Smith (5-2) | Johnson (23) | 3:28 | 38-38 | 2nd | -3.5 | 24,779 | | |
| 77 | 6/30 | @BAL | W, 11-5 | Tomlin (4-5) | Eveland (0-1) | | 3:16 | 39-38 | 2nd | -2.5 | 35,335 | | |
| JUNE: 12-15, 2nd place, 2.5 games back | | | | | | | | | | | | | |
| 78 | 7/1 | @BAL | W, 6-2 | Masterson (5-7) | Matusz (5-10) | | 2:40 | 40-38 | 2nd | -1.5 | 16,689 | 40 | 1,146,773 |
| 79 | 7/2 | vLAA | L, 0-3 | Weaver (9-1) | Jimenez (7-7) | Downs (7) | 2:34 | 40-39 | 2nd | -2.0 | 21,616 | 39 | 721,132 |
| 80 | 7/3 | vLAA | W, 9-5 | McAllister (3-1) | Haren (6-8) | | 2:37 | 41-39 | 2nd | -2.0 | 29,922 | 40 | 750,424 |
| 81 | 7/4 | vLAA | W, 12-3 | Lowe (8-6) | Santana (4-9) | | 2:55 | 42-39 | 2nd | -2.0 | 20,979 | 41 | 771,403 |
| 82 | 7/5 | vTB | W, 3-1 | Tomlin (5-5) | Hellickson (4-5) | Perez, C. (24) | 2:40 | 43-39 | 2nd | -2.0 | 26,577 | 42 | 797,980 |
| 83 | 7/6 | vTB | L, 3-10 | Cobb (4-5) | Masterson (5-8) | | 3:18 | 43-40 | 2nd | -3.0 | 28,734 | 43 | 826,714 |
| 84 | 7/7 | vTB | W, 7-3 | Jimenez (8-7) | Moore (5-6) | | 2:53 | 44-40 | 2nd | -3.0 | 20,658 | 44 | 847,372 |
| 85 | 7/8 | vTB | L, 6-7 | r-Peralta (1-3) | r-C. Perez (0-2) | Rodney (25) | 3:16 | 44-41 | 2nd | -3.0 | 19,163 | 45 | 866,535 |
| 7/9 | ALL-STAR BREAK | | | | | | | | | | | | |
| 7/10 | 2012 ALL-STAR GAME at Kansas City | | | | | | | | | | | | |
| 7/11 | ALL-STAR BREAK | | | | | | | | | | | | |
| 7/12 | ALL-STAR BREAK | | | | | | | | | | | | |
| 1ST HALF: 44-41, 2nd place, 3.0 games back | | | | | | | | | | | | | |
| 86 | 7/13 | @TOR | W, 1-0 | Masterson (6-8) | Romero (8-5) | Perez, C. (25) | 2:40 | 45-41 | 2nd | -3.0 | 32,308 | | |
| 87 | 7/14 | @TOR | L, 9-11 | Laffey (1-1) | Jimenez (8-8) | Janssen (13) | 3:15 | 45-42 | 2nd | -3.0 | 32,517 | | |
| 88 | 7/15 | @TOR | L, 0-3 | Villanueva (4-0) | Lowe (8-7) | Oliver (1) | 2:42 | 45-43 | 3rd | -4.0 | 26,407 | | |
| 89 | 7/16 | @TB | W, 3-2 | McAllister (4-1) | Cobb (4-6) | Perez, C. (26) | 3:36 | 46-43 | 3rd | -3.0 | 14,337 | | |
| 90 | 7/17 | @TB | L, 2-4 | Moore (6-6) | Tomlin (5-6) | Rodney (27) | 2:44 | 46-44 | 3rd | -4.0 | 15,712 | | |
| 91 | 7/18 | @TB | W, 10-6 | r-Rogers (1-0) | r-Farnsworth (0-2) | | 3:31 | 47-44 | 3rd | -3.0 | 15,143 | | |
| 92 | 7/19 | @TB | L, 0-6 | Price (13-4) | Jimenez (8-9) | | 3:00 | 47-45 | 3rd | -3.0 | 27,856 | 47 | 1,311,053 |
| 93 | 7/20 | vBAL | L, 2-10 | Gonzalez (2-1) | Lowe (8-8) | | 3:08 | 47-46 | 3rd | -3.0 | 33,954 | 46 | 900,489 |
| 94 | 7/21 | vBAL | L, 1-3 | Tillman (2-1) | McAllister (4-2) | Johnson (29) | 2:32 | 47-47 | 3rd | -3.5 | 36,247 | 47 | 936,736 |
| 95 | 7/22 | vBAL | L, 3-4 | Britton (1-0) | Tomlin (5-7) | Johnson (30) | 3:01 | 47-48 | 3rd | -4.5 | 28,049 | 48 | 964,785 |
| 96 | 7/23 | vBAL | W, 3-1 | Masterson (7-8) | Hunter (4-5) | Perez, C. (27) | 2:26 | 48-48 | 3rd | -4.0 | 18,264 | 49 | 983,049 |
| 97 | 7/24 | vDET | W, 3-2 | r-Smith (6-2) | Fister (4-7) | Perez, C. (28) | 2:42 | 49-48 | 3rd | -3.0 | 23,637 | 50 | 1,006,686 |
| 98 | 7/25 | vDET | L, 3-5 | Scherzer (10-5) | Lowe (8-9) | Valverde (19) | 2:58 | 49-49 | 3rd | -4.0 | 24,029 | 51 | 1,030,715 |
| 99 | 7/26 | vDET | W, 5-3 | r-Smith (7-2) | Verlander (11-6) | Perez, C. (29) | 2:52 | 50-49 | 3rd | -3.5 | 34,579 | 52 | 1,065,294 |
| 100 | 7/27 | @MIN | L, 0-11 | DIAMOND (9-4) | Tomlin (5-8) | | 2:25 | 50-50 | 3rd | -4.5 | 37,820 | | |
| 101 | 7/28 | @MIN | L, 5-12 | DeLuno (2-0) | Masterson (7-9) | | 2:54 | 50-51 | 3rd | -5.5 | 39,166 | | |
| 102 | 7/29 | @MIN | L, 1-5 | Duensing (2-6) | Jimenez (8-10) | | 2:28 | 50-52 | 3rd | -5.5 | 34,720 | | |
| 7/30 | OFF DAY | | | | | | | | | | | | |
| 103 | 7/31 | @KC | L, 3-8 | Hochevar (7-9) | Lowe (8-10) | | 2:46 | 50-53 | 3rd | -6.0 | 18,569 | | |
| JULY: 11-15, 3rd place, 5.0 games back | | | | | | | | | | | | | |
| 104 | 8/1 | @KC | L, 2-5 | Mendoza (5-7) | McAllister (4-3) | Holland (1) | 2:31 | 50-54 | 3rd | -7.0 | 17,033 | | |
| 105 | 8/2 | @KC | L, 6-7 (11) | r-Crow (2-1) | r-Rogers (1-1) | | 3:41 | 50-55 | 3rd | -7.5 | 15,135 | | |
| 106 | 8/3 | @DET | L, 2-10 | Sanchez (1-1) | Masterson (7-10) | | 2:54 | 50-56 | 3rd | -8.5 | 41,502 | | |
| 107 | 8/4 | @DET | L, 1-6 | FISTER (6-7) | Jimenez (8-11) | | 2:19 | 50-57 | 3rd | -8.5 | 42,744 | | |
| 108 | 8/5 | @DET | L, 8-10 (10) | r-Downs (1-0) | r-C. Perez (0-3) | | 4:10 | 50-58 | 3rd | -9.5 | 38,007 | 56 | 1,595,749 |
| 109 | 8/6 | vMIN | L, 3-14 | Diamond (10-5) | McAllister (4-4) | | 3:01 | 50-59 | 3rd | -10.5 | 18,775 | 53 | 1,084,069 |
| 110 | 8/7 | vMIN | L, 5-7 | r-Robertson (1-0) | r-C. Perez (0-4) | Perkins (7) | 3:40 | 50-60 | 3rd | -10.5 | 14,813 | 54 | 1,098,882 |
| 111 | 8/8 | vMIN | W, 6-2 | Masterson (8-10) | Duensing (2-7) | | 2:28 | 51-60 | 3rd | -9.5 | 18,805 | 55 | 1,117,687 |
| 112 | 8/9 | vBOS | W, 5-3 | Jimenez (9-11) | Doubtrout (10-6) | Perez, C. (30) | 3:13 | 52-60 | 3rd | -9.0 | 19,639 | 56 | 1,137,326 |
| 113 | 8/10 | vBOS | L, 2-3 | BUCHHOLZ (10-3) | Seddon (0-1) | | 2:40 | 52-61 | 3rd | -10.0 | 27,246 | 57 | 1,164,572 |
| 114 | 8/11 | vBOS | W, 5-2 | McAllister (5-4) | Morales (3-3) | Perez, C. (31) | 2:40 | 53-61 | 3rd | -9.0 | 27,894 | 58 | 1,192,466 |
| 115 | 8/12 | vBOS | L, 1-14 | Lester (6-10) | Kluber (0-1) | | 3:20 | 53-62 | 3rd | -10.0 | 27,488 | 59 | 1,219,954 |
| 116 | 8/13 | @LAA | W, 6-2 | Masterson (9-10) | Wilson (9-9) | Perez, C. (32) | 3:13 | 54-62 | 3rd | -9.0 | 36,620 | | |
| 117 | 8/14 | @LAA | L, 6-9 | Greinke (1-1) | Jimenez (9-12) | Frieri (14) | 2:59 | 54-63 | 3rd | -10.0 | 39,827 | | |
| 118 | 8/15 | @LAA | L, 4-8 | Santana (6-10) | R. Hernandez (0-1) | | 2:47 | 54-64 | 3rd | -11.0 | 37,554 | | |
| 8/16 | OFF DAY | | | | | | | | | | | | |
| 119 | 8/17 | @OAK | L, 4-6 | r-Norberto (4-1) | r-Smith (7-3) | Balfour (10) | 3:00 | 54-65 | 3rd | -11.5 | 13,967 | | |
| 120 | 8/18 | @OAK | L, 5-8 | Colon (10-9) | Kluber (0-2) | Balfour (11) | 3:10 | 54-66 | 3rd | -11.5 | 30,132 | | |
| 121 | 8/19 | @OAK | L, 0-7 | Parker (8-7) | Masterson (9-11) | | 2:25 | 54-67 | 4th | -11.5 | 20,130 | | |
| 122 | 8/20 | @SEA | L, 3-5 | r-Furbush (5-2) | r-Smith (7-4) | Wilhelmsen (18) | 2:56 | 54-68 | 4th | -12.5 | 14,687 | | |
| 123 | 8/21 | @SEA | L, 1-5 | F. Hernandez (12-5) | R. Hernandez (0-2) | Luetge (2) | 2:18 | 54-69 | 4th | -13.5 | 39,204 | | |
| 124 | 8/22 | @SEA | L, 1-3 | r-Pryor (3-0) | r-Pestano (3-1) | Wilhelmsen (19) | 3:02 | 54-70 | 4th | -14.5 | 18,578 | 65 | 1,846,448 |
| 8/23 | OFF DAY | | | | | | | | | | | | |

(xx) - extra inning game r - relief decision

PITCHER IN CAPS - complete game

2012 INDIANS DAY-BY-DAY

| GAME | DATE | OPP. | W/L SCORE | WINNING PITCHER | LOSING PITCHER | SAVE | TOG | W-L | POS | GB/A | HOME ATTEND | HOME DATE | TOTAL |
|---|---------|------|-------------|-------------------|-------------------|----------------|------|-------|------|-------|-------------|-----------|-----------|
| 125 | 8/24 | vNYY | L, 1-3 | Sabathia (13-3) | r-Allen (0-1) | Soriano (32) | 3:01 | 54-71 | 4th | -15.5 | 27,986 | 60 | 1,247,940 |
| 126 | 8/25 | vNYY | W, 3-1 | Masterson (10-11) | KURODA (12-9) | Perez, C. (33) | 2:34 | 55-71 | 4th | -15.5 | 34,374 | 61 | 1,282,314 |
| 127 | 8/26 | vNYY | L, 2-4 | r-Logan (5-2) | Jimenez (9-13) | Soriano (33) | 3:10 | 55-72 | 4th | -16.5 | 26,166 | 62 | 1,308,480 |
| 128 | 8/27 | vOAK | L, 0-3 | Anderson (2-0) | Hernandez (0-3) | Balfour (15) | 2:41 | 55-73 | 4th | -16.5 | 13,018 | 63 | 1,321,498 |
| 129 | 8/28 | vOAK | L, 0-7 | Milone (11-9) | McAllister (5-5) | | 3:13 | 55-74 | 4th | -16.5 | 13,413 | 64 | 1,334,911 |
| 130 | 8/29 | vOAK | L, 4-8 | Blackley (5-3) | Kluber (0-3) | Cook (13) | 3:26 | 55-75 | 4th | -17.5 | 14,412 | 65 | 1,349,323 |
| 131 | 8/30 | vOAK | L, 7-12 | Parker (9-7) | Masterson (10-12) | | 3:35 | 55-76 | 4th | -17.5 | 14,500 | 66 | 1,363,823 |
| 132 | 8/31 | vTEX | L, 3-5 | Dempster (4-1) | Jimenez (9-14) | Nathan (28) | 3:08 | 55-77 | 4th | -17.5 | 16,700 | 67 | 1,380,523 |
| AUGUST: 5-24, 4th place, 17.5 games back | | | | | | | | | | | | | |
| 133 | 9/1 | vTEX | W, 4-3 | Gomez (5-7) | Feldman (6-11) | Pestano (1) | 2:38 | 56-77 | 4th | -16.5 | 17,218 | 68 | 1,397,741 |
| 134 | 9/2 | vTEX | L, 3-8 | Holland (10-6) | McAllister (5-6) | | 2:54 | 56-78 | 4th | -16.5 | 19,474 | 69 | 1,417,215 |
| 135 | 9/3 | @DET | W, 3-2 | Kluber (1-3) | r-Downs (1-1) | Pestano (2) | 3:09 | 57-78 | 4th | -16.5 | 35,418 | | |
| 136 | 9/4 | @DET | W, 3-2 | Masterson (11-12) | Porcello (9-11) | Perez, C. (34) | 2:57 | 58-78 | 4th | -15.5 | 27,729 | | |
| 137 | 9/5 | @DET | L, 1-7 | Fister (9-9) | Jimenez (9-15) | | 2:26 | 58-79 | 4th | -16.5 | 28,881 | | |
| 9/6 | OFF DAY | | | | | | | | | | | | |
| 138 | 9/7 | @MIN | W, 7-6 | r-Huff (1-0) | r-Robertson (1-2) | Perez, C. (35) | 3:21 | 59-79 | 4th | -15.5 | 30,111 | | |
| 139 | 9/8 | @MIN | L, 0-3 | De Vries (5-5) | McAllister (5-7) | Perkins (11) | 2:58 | 59-80 | 4th | -16.5 | 33,698 | | |
| 140 | 9/9 | @MIN | L, 7-8 | r-Duensing (4-10) | r-Pestano (3-2) | | 3:26 | 59-81 | 4th | -16.5 | 30,219 | | |
| 141 | 9/10 | @MIN | L, 2-7 | Deduno (6-3) | Masterson (11-13) | | 2:30 | 59-82 | T4th | -17.5 | 27,526 | | |
| 142 | 9/11 | @TEX | L, 4-6 | Harrison (16-9) | Jimenez (9-16) | Nathan (32) | 3:12 | 59-83 | T4th | -17.5 | 34,765 | | |
| 143 | 9/12 | @TEX | L, 2-5 | Dempster (6-1) | Gomez (5-8) | Nathan (33) | 3:41 | 59-84 | T4th | -17.5 | 36,001 | | |
| 144 | 9/13 | @TEX | W, 5-4 | r-Maine (1-0) | r-Nathan (2-4) | Perez, C. (36) | 3:11 | 60-84 | T4th | -17.0 | 36,102 | 75 | 2,166,898 |
| 145 | 9/14 | vDET | L, 0-4 | Verlander (14-8) | Kluber (1-4) | | 2:53 | 60-85 | T4th | -18.0 | 17,185 | 70 | 1,434,400 |
| 146 | 9/15 | vDET | L, 3-5 | Sanchez (3-5) | Masterson (11-14) | Valverde (31) | 3:12 | 60-86 | T4th | -19.0 | 22,849 | 71 | 1,457,249 |
| 147 | 9/16 | vDET | W, 7-6 | r-Rogers (2-1) | r-Valverde (3-3) | | 3:24 | 61-86 | 4th | -19.0 | 17,233 | 72 | 1,474,482 |
| 9/17 | OFF DAY | | | | | | | | | | | | |
| 148 | 9/18 | vMIN | L, 5-6 (12) | r-Robertson (2-2) | r-Maine (1-1) | Perkins (12) | 4:00 | 61-87 | T4th | -20.5 | 10,342 | 73 | 1,484,824 |
| 149 | 9/19 | vMIN | L, 4-6 | Hendriks (1-7) | McAllister (5-8) | Perkins (13) | 3:10 | 61-88 | 5th | -20.5 | 13,519 | 74 | 1,498,343 |
| 150 | 9/20 | vMIN | W, 4-3 (10) | r-Rogers (3-1) | r-Swarzak (3-5) | | 3:09 | 62-88 | T4th | -19.5 | 12,331 | 75 | 1,510,674 |
| 151 | 9/21 | @KC | L, 3-6 | Mendoza (8-9) | Masterson (11-15) | Holland (15) | 2:41 | 62-89 | 5th | -19.5 | 22,805 | | |
| 152 | 9/22 | @KC | L, 3-5 | Smith (6-8) | Jimenez (9-17) | Herrera (2) | 2:47 | 62-90 | 5th | -19.5 | 24,304 | | |
| 153 | 9/23 | @KC | W, 15-4 | Huff (2-0) | Odorizzi (0-1) | | 3:17 | 63-90 | 5th | -18.5 | 22,960 | | |
| 154 | 9/24 | @CWS | L, 4-5 | r-Myers (3-3) | r-Pestano (3-3) | Veal (1) | 2:37 | 63-91 | 5th | -19.5 | 20,206 | | |
| 155 | 9/25 | @CWS | W, 4-3 | Kluber (2-4) | Liriano (6-12) | Perez, C. (37) | 2:35 | 64-91 | 5th | -18.5 | 13,797 | | |
| 156 | 9/26 | @CWS | W, 6-4 | r-Sipp (1-2) | r-Thornton (4-9) | Perez, C. (38) | 3:44 | 65-91 | T4th | -18.5 | 20,166 | 81 | 2,291,136 |
| 9/27 | OFF DAY | | | | | | | | | | | | |
| 157 | 9/28 | vKC | W, 8-5 | Huff (3-0) | Smith (6-9) | Perez, C. (39) | 3:00 | 66-91 | T4th | -18.0 | 14,850 | 76 | 1,525,524 |
| 158 | 9/29 | vKC | L, 6-7 (14) | r-Mazzaro (4-3) | r-Maine (1-2) | Herrera (3) | 4:52 | 66-92 | T4th | -19.0 | 17,109 | 77 | 1,542,633 |
| 159 | 9/30 | vKC | W, 15-3 | McAllister (6-8) | Hochevar (8-16) | | 3:02 | 67-92 | 4th | -19.0 | 18,099 | 78 | 1,560,732 |
| 160 | 10/1 | vCWS | L, 0-11 | Santiago (4-1) | Kluber (2-5) | | 3:02 | 67-93 | 4th | -20.0 | 14,756 | 79 | 1,575,488 |
| 161 | 10/2 | vCWS | W, 4-3 (12) | r-Seddon (1-1) | r-Thornton (4-10) | | 3:23 | 68-93 | 4th | -19.0 | 10,015 | 80 | 1,585,503 |
| 162 | 10/3 | vCWS | L, 0-9 | Floyd (12-11) | Huff (3-1) | | 2:50 | 68-94 | 4th | -20.0 | 18,093 | 81 | 1,603,596 |

SEPT/OCT: 13-17, 4th place, 20.0 games back
 2ND HALF: 24-53, 4th place, 20.0 games back

(xx) - extra inning game r - relief decision

PITCHER IN CAPS - complete game

2012 WON-LOST BREAKDOWN

| | HOME | | ROAD | | TOTALS | | PCT. |
|----------------------------|-----------|-----------|-----------|-----------|-----------|-----------|-------------|
| | W | L | W | L | W | L | |
| SEASON TOTALS | 37 | 44 | 31 | 50 | 68 | 94 | .420 |
| vs. Baltimore | 1 | 3 | 3 | 1 | 4 | 4 | .500 |
| Boston | 2 | 2 | 1 | 3 | 3 | 5 | .375 |
| New York | 1 | 2 | 0 | 3 | 1 | 5 | .167 |
| Tampa Bay | 2 | 2 | 2 | 2 | 4 | 4 | .500 |
| Toronto | 1 | 2 | 1 | 2 | 2 | 4 | .333 |
| A.L. EAST TOTALS | 7 | 11 | 7 | 11 | 14 | 22 | .389 |
| vs. Chicago | 3 | 6 | 4 | 5 | 7 | 11 | .389 |
| Detroit | 6 | 3 | 4 | 5 | 10 | 8 | .556 |
| Kansas City | 4 | 5 | 4 | 5 | 8 | 10 | .444 |
| Minnesota | 3 | 6 | 3 | 6 | 6 | 12 | .333 |
| A.L. CENTRAL TOTALS | 16 | 20 | 15 | 21 | 31 | 41 | .431 |
| vs. Los Angeles | 4 | 2 | 1 | 2 | 5 | 4 | .556 |
| Oakland | 0 | 4 | 2 | 4 | 2 | 8 | .200 |
| Seattle | 2 | 0 | 2 | 4 | 4 | 4 | .500 |
| Texas | 3 | 3 | 1 | 2 | 4 | 5 | .444 |
| A.L. WEST TOTALS | 9 | 9 | 6 | 12 | 15 | 21 | .417 |
| vs. Cincinnati | 3 | 0 | 0 | 3 | 3 | 3 | .500 |
| Houston | 0 | 0 | 1 | 2 | 1 | 2 | .333 |
| Miami | 1 | 2 | 0 | 0 | 1 | 2 | .333 |
| Pittsburgh | 1 | 2 | 0 | 0 | 1 | 2 | .333 |
| St. Louis | 0 | 0 | 2 | 1 | 2 | 1 | .667 |
| NATIONAL LEAGUE | 5 | 4 | 3 | 6 | 8 | 10 | .444 |
| April | 4 | 7 | 7 | 2 | 11 | 9 | .550 |
| May | 11 | 7 | 5 | 7 | 16 | 14 | .533 |
| June | 5 | 4 | 7 | 11 | 12 | 15 | .444 |
| July | 7 | 7 | 4 | 8 | 11 | 15 | .423 |
| August | 4 | 11 | 1 | 13 | 5 | 24 | .172 |
| September | 6 | 8 | 7 | 9 | 13 | 17 | .433 |
| Day Games | 13 | 17 | 9 | 17 | 22 | 34 | .393 |
| Night Game | 24 | 27 | 22 | 33 | 46 | 60 | .434 |
| Shutouts (Ind.) | 0 | 0 | 1 | 1 | 1 | 1 | .500 |
| Shutouts (Team) | 3 | 6 | 3 | 6 | 6 | 12 | .333 |
| 1-Run Decisions | 13 | 7 | 11 | 5 | 24 | 12 | .333 |
| 2-Run Decisions | 11 | 12 | 5 | 13 | 16 | 25 | .390 |
| Extra-Inn. Games | 4 | 6 | 1 | 2 | 5 | 8 | .385 |
| vs. RH Starters | 30 | 27 | 20 | 32 | 50 | 59 | .459 |
| LH Starters | 7 | 17 | 11 | 18 | 18 | 35 | .340 |
| Doubleheaders | 0 | 0 | 0 | 0 | 0 | 0 | --- |
| | Split 0 | | Split 0 | | Split 0 | | |

2012 INDIANS BATTING

| BATTER | AVG | G | AB | R | H | 2B | 3B | HR | RBI | SH | SF | HP | BB | SO | SB | CS | OBP |
|----------------|-------------|------------|-------------|------------|-------------|------------|-----------|------------|------------|-----------|-----------|-----------|------------|-------------|------------|-----------|-------------|
| Brantley,M | .288 | 149 | 552 | 63 | 159 | 37 | 4 | 6 | 60 | 0 | 4 | 0 | 53 | 56 | 12 | 9 | .348 |
| Cabrera,A | .270 | 143 | 555 | 70 | 150 | 35 | 1 | 16 | 68 | 1 | 2 | 6 | 52 | 99 | 9 | 4 | .338 |
| RIGHT | .286 | | 182 | | 52 | 11 | 1 | 5 | 24 | 0 | 0 | 3 | 17 | 30 | | | .356 |
| LEFT | .263 | | 373 | | 98 | 24 | 0 | 11 | 44 | 1 | 2 | 3 | 35 | 69 | | | .329 |
| Canzler,R | .269 | 26 | 93 | 9 | 25 | 3 | 0 | 3 | 11 | 0 | 0 | 0 | 4 | 22 | 0 | 0 | .299 |
| Carlin, L | .214 | 4 | 14 | 2 | 3 | 1 | 0 | 0 | 1 | 0 | 0 | 0 | 0 | 3 | 1 | 0 | .214 |
| Carrera,E | .272 | 48 | 147 | 20 | 40 | 6 | 3 | 2 | 11 | 1 | 1 | 1 | 8 | 35 | 8 | 1 | .312 |
| Chisenhall,L | .268 | 43 | 142 | 16 | 38 | 6 | 1 | 5 | 16 | 0 | 0 | 1 | 8 | 27 | 2 | 1 | .311 |
| Choo,S | .283 | 155 | 598 | 88 | 169 | 43 | 2 | 16 | 67 | 0 | 1 | 14 | 73 | 150 | 21 | 7 | .373 |
| Cunningham,A | .175 | 51 | 97 | 5 | 17 | 4 | 0 | 1 | 7 | 3 | 0 | 0 | 9 | 25 | 0 | 3 | .245 |
| Damon, J | .222 | 64 | 207 | 25 | 46 | 6 | 2 | 4 | 19 | 0 | 0 | 0 | 17 | 27 | 4 | 0 | .281 |
| Diaz, J | .267 | 5 | 15 | 4 | 4 | 0 | 0 | 0 | 0 | 0 | 0 | 1 | 1 | 5 | 0 | 0 | .353 |
| Donald,J | .202 | 43 | 124 | 18 | 25 | 2 | 1 | 2 | 11 | 1 | 2 | 3 | 5 | 40 | 4 | 0 | .246 |
| Duncan, S | .203 | 80 | 232 | 29 | 47 | 10 | 0 | 11 | 31 | 0 | 3 | 1 | 28 | 59 | 1 | 2 | .288 |
| Gomez,J | .250 | 20 | 4 | 0 | 1 | 1 | 0 | 0 | 0 | 0 | 0 | 0 | 0 | 1 | 0 | 0 | .250 |
| Hafner,T | .228 | 66 | 219 | 23 | 50 | 6 | 2 | 12 | 34 | 0 | 3 | 9 | 32 | 47 | 0 | 0 | .346 |
| Hannahan,J | .244 | 105 | 287 | 23 | 70 | 16 | 0 | 4 | 29 | 1 | 1 | 2 | 27 | 63 | 0 | 2 | .312 |
| Jimenez,U | .000 | 31 | 5 | 0 | 0 | 0 | 0 | 0 | 0 | 0 | 0 | 0 | 0 | 5 | 0 | 0 | .000 |
| Kipnis,J | .257 | 152 | 591 | 86 | 152 | 22 | 4 | 14 | 76 | 3 | 6 | 5 | 67 | 109 | 31 | 7 | .335 |
| Kotchman,C | .229 | 142 | 463 | 46 | 106 | 12 | 0 | 12 | 55 | 3 | 1 | 7 | 26 | 49 | 3 | 0 | .280 |
| LaPorta,M | .241 | 22 | 58 | 2 | 14 | 2 | 0 | 1 | 5 | 0 | 0 | 1 | 1 | 17 | 0 | 0 | .267 |
| Lillibridge, B | .216 | 43 | 111 | 15 | 24 | 5 | 0 | 3 | 8 | 0 | 2 | 3 | 7 | 40 | 6 | 0 | .276 |
| Lopez, J | .249 | 64 | 213 | 16 | 53 | 13 | 0 | 4 | 28 | 0 | 3 | 0 | 8 | 35 | 0 | 1 | .272 |
| Lowe, D | .500 | 2 | 4 | 0 | 2 | 0 | 0 | 0 | 0 | 0 | 0 | 0 | 0 | 0 | 0 | 0 | .500 |
| Marson,L | .226 | 70 | 195 | 27 | 44 | 8 | 2 | 0 | 13 | 2 | 1 | 1 | 36 | 44 | 4 | 2 | .348 |
| Masterson,J | .000 | 34 | 2 | 0 | 0 | 0 | 0 | 0 | 0 | 0 | 0 | 0 | 0 | 1 | 0 | 0 | .000 |
| Neal,T | .217 | 9 | 23 | 2 | 5 | 1 | 0 | 0 | 2 | 0 | 0 | 1 | 0 | 6 | 0 | 0 | .250 |
| Phelps,C | .212 | 14 | 33 | 2 | 7 | 0 | 0 | 1 | 5 | 0 | 0 | 0 | 1 | 10 | 0 | 0 | .235 |
| Rogers,E | 1.000 | 44 | 1 | 0 | 1 | 0 | 0 | 0 | 0 | 0 | 0 | 0 | 0 | 0 | 0 | 0 | 1.000 |
| Rottino,V | .107 | 18 | 28 | 4 | 3 | 7 | 1 | 0 | 1 | 2 | 2 | 1 | 1 | 8 | 1 | 0 | .133 |
| Santana,C | .252 | 143 | 507 | 72 | 128 | 27 | 2 | 18 | 76 | 0 | 8 | 3 | 91 | 101 | 3 | 5 | .365 |
| RIGHT | .272 | | 169 | | 46 | 7 | 0 | 6 | 31 | 0 | 3 | 0 | 34 | 26 | | | .388 |
| LEFT | .243 | | 338 | | 82 | 20 | 2 | 12 | 45 | 0 | 5 | 3 | 57 | 75 | | | .352 |
| Tomlin,J | .400 | 21 | 5 | 0 | 2 | 0 | 0 | 0 | 0 | 0 | 0 | 0 | 0 | 3 | 0 | 0 | .400 |
| TOTALS | .251 | 162 | 5525 | 667 | 1385 | 266 | 24 | 136 | 635 | 17 | 39 | 59 | 555 | 1087 | 110 | 44 | .324 |

2012 INDIANS PITCHING

| PITCHER | W | L | ERA | G | GS | CG | SHO | SV | IP | H | R | ER | HR | HB | BB | SO | WP | OPP AVG |
|---------------|-----------|-----------|-------------|------------|------------|----------|----------|-----------|---------------|-------------|------------|------------|------------|-----------|------------|-------------|-----------|-------------|
| Accardo, J | 0 | 0 | 4.58 | 26 | 0 | 0 | 0 | 0 | 35.1 | 38 | 19 | 18 | 3 | 0 | 16 | 28 | 2 | .288 |
| Allen, C | 0 | 1 | 3.72 | 27 | 0 | 0 | 0 | 0 | 29.0 | 29 | 12 | 12 | 2 | 0 | 15 | 27 | 0 | .266 |
| Asencio, J | 1 | 1 | 5.96 | 18 | 0 | 0 | 0 | 0 | 25.2 | 27 | 17 | 17 | 4 | 1 | 8 | 21 | .3 | .273 |
| Barnes, S | 0 | 0 | 4.26 | 16 | 0 | 0 | 0 | 0 | 19.0 | 17 | 9 | 9 | 1 | 3 | 7 | 16 | 2 | .236 |
| Gomez, J | 5 | 8 | 5.96 | 20 | 17 | 0 | 0 | 0 | 90.2 | 95 | 66 | 60 | 15 | 4 | 34 | 47 | 2 | .273 |
| Hagadone, N | 1 | 0 | 6.39 | 27 | 0 | 0 | 0 | 1 | 25.1 | 26 | 18 | 18 | 4 | 0 | 15 | 26 | 2 | .263 |
| Hernandez, R | 0 | 3 | 7.53 | 3 | 3 | 0 | 0 | 0 | 14.1 | 17 | 15 | 12 | 4 | 1 | 3 | 2 | 1 | .304 |
| Herrmann, F | 0 | 0 | 2.33 | 15 | 0 | 0 | 0 | 0 | 19.1 | 12 | 5 | 5 | 1 | 0 | 4 | 14 | 0 | .179 |
| Huff, D | 3 | 1 | 3.38 | 6 | 4 | 0 | 0 | 0 | 26.2 | 30 | 14 | 10 | 5 | 1 | 5 | 19 | 0 | .280 |
| Jimenez, U | 9 | 17 | 5.40 | 31 | 31 | 0 | 0 | 0 | 176.2 | 190 | 116 | 106 | 25 | 8 | 95 | 143 | 16 | .273 |
| Kluber, C | 2 | 5 | 5.14 | 12 | 12 | 0 | 0 | 0 | 63.0 | 76 | 44 | 36 | 9 | 4 | 18 | 54 | 2 | .295 |
| Lowe, D | 8 | 10 | 5.52 | 21 | 21 | 1 | 1 | 0 | 119.0 | 156 | 79 | 73 | 8 | 3 | 45 | 41 | 5 | .321 |
| Maine, S | 1 | 2 | 10.50 | 9 | 0 | 0 | 0 | 0 | 6.0 | 13 | 7 | 7 | 1 | 1 | 3 | 6 | 1 | .464 |
| Masterson, J | 11 | 15 | 4.93 | 34 | 34 | 1 | 0 | 0 | 206.1 | 212 | 122 | 113 | 18 | 13 | 88 | 159 | 14 | .269 |
| McAllister, Z | 6 | 8 | 4.24 | 22 | 22 | 0 | 0 | 0 | 125.1 | 133 | 78 | 59 | 19 | 1 | 38 | 110 | 0 | .268 |
| Perez, C | 0 | 4 | 3.59 | 61 | 0 | 0 | 0 | 39 | 57.2 | 49 | 25 | 23 | 6 | 2 | 16 | 59 | 0 | .222 |
| Perez, R | 1 | 0 | 3.52 | 8 | 0 | 0 | 0 | 0 | 7.2 | 5 | 3 | 3 | 1 | 0 | 4 | 4 | 0 | .185 |
| Pestano, V | 3 | 3 | 2.57 | 70 | 0 | 0 | 0 | 2 | 70.0 | 53 | 20 | 20 | 7 | 4 | 24 | 76 | 1 | .207 |
| Rogers, E | 3 | 1 | 3.06 | 44 | 0 | 0 | 0 | 0 | 53.0 | 47 | 19 | 18 | 5 | 3 | 12 | 54 | 5 | .237 |
| Seddon, C | 1 | 1 | 3.67 | 17 | 2 | 0 | 0 | 0 | 34.1 | 35 | 15 | 14 | 2 | 0 | 13 | 18 | 1 | .265 |
| Sipp, T | 1 | 2 | 4.42 | 63 | 0 | 0 | 0 | 1 | 55.0 | 47 | 29 | 27 | 9 | 1 | 23 | 51 | 3 | .228 |
| Smith, J | 7 | 4 | 2.96 | 72 | 0 | 0 | 0 | 0 | 67.0 | 53 | 27 | 22 | 4 | 2 | 25 | 53 | 1 | .213 |
| Tomlin, J | 5 | 8 | 6.36 | 21 | 16 | 0 | 0 | 0 | 103.1 | 126 | 74 | 73 | 18 | 3 | 25 | 56 | 4 | .301 |
| Wheeler, D | 0 | 0 | 8.76 | 12 | 0 | 0 | 0 | 0 | 12.1 | 17 | 12 | 12 | 3 | 0 | 2 | 7 | 2 | .327 |
| TOTALS | 68 | 94 | 4.78 | 162 | 162 | 2 | 1 | 43 | 1442.0 | 1503 | 845 | 766 | 174 | 55 | 543 | 1086 | 67 | .268 |

2012 INDIANS FIELDING

| FIRST BASE | PCT | G | GS | PO | A | E | TC | DP | |
|--------------------|------------|----------|-----------|-----------|----------|----------|-----------|-----------|-----------|
| Canzler,R | .982 | 8 | 7 | 52 | 2 | 1 | 55 | 5 | |
| Duncan,S | 1.000 | 1 | 0 | 1 | 0 | 0 | 1 | 0 | |
| Hannahan,J | .909 | 2 | 1 | 9 | 1 | 1 | 11 | 3 | |
| Kotchman,C | .995 | 137 | 120 | 1099 | 108 | 6 | 1213 | 114 | |
| LaPorta,M | 1.000 | 11 | 8 | 56 | 6 | 0 | 62 | 5 | |
| Lopez,J | 1.000 | 11 | 6 | 56 | 2 | 0 | 58 | 2 | |
| Santana,C | .989 | 21 | 20 | 160 | 13 | 2 | 175 | 21 | |
| SECOND BASE | PCT | G | GS | PO | A | E | TC | DP | |
| Donald,J | .920 | 8 | 8 | 7 | 16 | 2 | 25 | 5 | |
| Kipnis,J | .991 | 146 | 145 | 241 | 440 | 6 | 687 | 94 | |
| Lillibridge,B | .933 | 6 | 3 | 6 | 8 | 1 | 15 | 2 | |
| Lopez,J | 1.000 | 4 | 2 | 2 | 4 | 0 | 6 | 1 | |
| Phelps,C | 1.000 | 5 | 4 | 4 | 12 | 0 | 16 | 2 | |
| THIRD BASE | PCT | G | GS | PO | A | E | TC | DP | |
| Chisenhall,L | .921 | 30 | 28 | 16 | 54 | 6 | 76 | 7 | |
| Donald,J | .846 | 12 | 11 | 5 | 17 | 4 | 26 | 1 | |
| Hannahan,J | .949 | 96 | 80 | 63 | 180 | 13 | 256 | 18 | |
| Lillibridge,B | .950 | 12 | 9 | 6 | 13 | 1 | 20 | 1 | |
| Lopez,J | .959 | 39 | 34 | 14 | 56 | 3 | 73 | 7 | |
| SHORTSTOP | PCT | G | GS | PO | A | E | TC | DP | |
| Cabrera,A | .971 | 136 | 133 | 223 | 408 | 19 | 650 | 99 | |
| Diaz,J | .944 | 5 | 4 | 8 | 9 | 1 | 18 | 4 | |
| Donald,J | .968 | 10 | 9 | 13 | 17 | 1 | 31 | 4 | |
| Hannahan,J | 1.000 | 7 | 0 | 4 | 6 | 0 | 10 | 1 | |
| Lillibridge,B | .887 | 21 | 15 | 14 | 33 | 6 | 53 | 5 | |
| Phelps,C | 1.000 | 1 | 1 | 2 | 6 | 0 | 8 | 3 | |
| OUTFIELDERS | PCT | G | GS | PO | A | E | TC | DP | |
| Brantley,M | .997 | 144 | 140 | 336 | 5 | 1 | 342 | 3 | |
| Canzler,R | 1.000 | 11 | 11 | 20 | 1 | 0 | 21 | 0 | |
| Carrera,E | .991 | 47 | 37 | 112 | 1 | 1 | 114 | 0 | |
| Choo,S | .993 | 154 | 151 | 293 | 7 | 2 | 302 | 1 | |
| Cunningham,A | 1.000 | 70 | 21 | 65 | 4 | 0 | 69 | 1 | |
| Damon,J | .980 | 56 | 52 | 99 | 1 | 2 | 102 | 0 | |
| Donald,J | 1.000 | 7 | 5 | 12 | 0 | 0 | 12 | 0 | |
| Duncan,S | .976 | 57 | 52 | 78 | 4 | 2 | 84 | 0 | |
| Lillibridge,B | 1.000 | 7 | 3 | 7 | 0 | 0 | 7 | 0 | |
| Neal,T | .923 | 8 | 7 | 11 | 1 | 1 | 13 | 1 | |
| Rottino,V | 1.000 | 12 | 7 | 14 | 1 | 0 | 15 | 0 | |
| Santana,C | 1.000 | 1 | 0 | 2 | | 0 | 2 | 0 | |
| CATCHER | PCT | G | GS | PO | A | E | TC | DP | PB |
| Carlin,L | 1.000 | 4 | 3 | 32 | 1 | 0 | 33 | 0 | 1 |
| Marson,L | .996 | 69 | 64 | 433 | 18 | 2 | 453 | 3 | 2 |
| Rottino,V | 1.000 | 2 | 0 | 5 | 0 | 0 | 5 | 0 | 0 |
| Santana,C | .990 | 100 | 95 | 628 | 65 | 7 | 700 | 3 | 10 |

2012 TRANSACTIONS

- FEBRUARY 21** Traded **LHP KELVIN DE LA CRUZ** to the TexasRangers for cash.
- FEBRUARY 22** Signed **INF CRISTIAN GUZMAN** signed to a minor league contract and non-roster invite
- MARCH 12** Re-assigned the following players to minor league camp: **RHP AUSTIN ADAMS, CA CHUN CHEN, RHP TYLER STURDEVANT.**
- MARCH 15** Optioned **LHP SCOTT BARNES, OF THOMAS NEAL** and **OF NICK WEGLARZ** to AAA Columbus...Optioned **RHP DANNY SALAZAR** to the Class-A Carolina Mudcats ... Acquired **LHP KELVIN DE LA CRUZ** from the Texas Rangers for cash... Placed **RHP CARLOS CARRASCO** (right elbow) on the 60-day Disabled List.
- MARCH 17** Optioned **OF EZEQUIEL CARRERA, INF JUAN DIAZ** and **RHP COREY KLUBER** to the Triple-A Columbus Clippers...Re-assigned **RHP HECTOR AMBRIZ** and **CA MICHEL HERNANDEZ** to minor league camp.
- MARCH 21** Claimed **RHP HENRICUS VANDENHURK** off outright waivers from the Toronto Blue Jays...Designated **LHP KELVIN DE LA CRUZ** for assignment...Claimed by Detroit, March 23.
- MARCH 22** Optioned **RHP ZACH McALLISTER** and **INF CORD PHELPS** to AAA Columbus... Re-assigned **RHP CHEN-CHANG LEE** and **OF TREVOR CROWE** to minor league camp.
- MARCH 27** Optioned **INF LONNIE CHIS-ENHALL** and **INF MATT LaPORTA** to AAA Columbus ...Reassigned **OF CHAD HUFFMAN**
- MARCH 28** Released **INF CRISTIAN GUZMAN**; re-assigned **OF FRED LEWIS** to minor league camp
- MARCH 29** Acquired **RHP JAIRO ASENCIO** from the Atlanta Braves in exchange for cash... Designated **RHP HENRICUS VAN DEN HURK** for assignment.
- MARCH 30** Optioned **INF RUSS CANZLER** and **LHP NICKHAGADONE** to AAA Columbus ... Re-assigned **CA LUKE CARLIN, INF ANDY LaROCHE, RHP CHRIS RAY, LHP CHRIS SEDDON** and **RHP ROBINSON TEJEDA** to minor league camp.
- MARCH 31** Optioned **RHP FRANK HERRMANN** and **RHP KEVIN SLOWEY** to AAA Columbus.

- APRIL 4** Purchased the contracts of **INF JOSE LOPEZ** and **RHP DAN WHEELER** from AAA Columbus...Placed **OF GRADY SIZEMORE** on the 60-day DL (lower back surgery) and designated **OF THOMAS NEAL** for assignment ...Neal outrighted to Columbus on 4/5 ... Placed **LHP DAVID HUFF** on the 15-day DL (right hamstring strain), retroactive to 3/30... Assigned **RHP JEREMY ACCARDO, CA MATT PAGNOZZI, INF GREGORIO PETIT, OF RYAN SPILBORGH**s to AAA Columbus roster... Released **OF FELIX PIE**...Outrighted **RHP HENRICUS VANDENHURK** to Columbus, who declined assignment (4/6)/elected free agency... Signed **INF ASDRUBAL CABRERA** to a two-year extension thru 2014

2012 OPENING DAY ROSTER

Pitchers (11): Jairo Asencio, Jeanmar Gomez, Ubaldo Jimenez, Derek Lowe, Justin Masterson, Chris Perez, Rafael Perez, Vinnie Pestano, Tony Sipp, Joe Smith, Josh Tomlin, Dan Wheeler

Catchers (2): Lou Marson and Carlos Santana

Infielders (7): Asdrubal Cabrera, Jason Donald, Travis Hafner, Jack Hannahan, Jason Kipnis, Casey Kotchman, Jose Lopez

Outfielders (4): Mike Brantley, Shin-Soo Choo, Aaron Cunningham, Shelley Duncan

DL (3): Carlos Carrasco, David Huff, Grady Sizemore

- APRIL 10** Signed **CA CARLOS SANTANA** to a 5-year contract thru 2016 w/a club option for 2017.
- APRIL 17** Signed **OF JOHNNY DAMON** to a minor league contract...Recalled **LHP NICK HAGADONE** from the AAA Columbus Clippers...Placed **INF ASDRUBAL CABRERA** on the Bereavement List, retroactive to April 16.
- APRIL 22** Returned **LHP DAVID HUFF** from rehabilitation assignment at AA Akron and activated him from the 15-day Disabled List. Optioned Huff to AAA Columbus.
- APRIL 23** Activated **INF ASDRUBAL CABRERA** from the Bereavement List...Optioned **LHP NICK HAGADONE** to AAA Columbus.
- APRIL 27** Placed **LHP RAFAEL PEREZ** (strained left latissimus) on the 15-day Disabled List, retroactive to April 26...Recalled **LHP NICK HAGADONE** from AAA Columbus

2012 TRANSACTIONS

| | | | |
|---------------|--|----------------|--|
| MAY 1 | Purchased the contract of OF JOHNNY DAMON ... Designated INF JOSE LOPEZ for assignment (outrighted to Columbus 5/3) | MAY 28 | Activated RHP JOSH TOMLIN from the 15-day DL (right wrist tendonitis)...Recalled INF LONNIE CHISENHALL from AAA Columbus... Placed INF JACK HANNAHAN on the 15-day DL with a strained left calf, retroactive to May 27...Designated RHP JAIRO ASENCIO for assignment (claimed by Chi. Cubs on June 1). |
| MAY 4 | Traded OF RYAN SPILBORGHES to the Texas Rangers for cash. | MAY 30 | Placed DH TRAVIS HAFNER on the 15-day Disabled List with inflammation in his right knee (retroactive to May 24)...Recalled LHP SCOTT BARNES from Triple-A Columbus. |
| MAY 7 | Recalled RHP ZACH McALLISTER from AAA Columbus...Optioned McAllister to Columbus the following day. | JUNE 3 | Placed OF JOHNNY DAMON on the Paternity List; recalled INF MATT LaPORTA from AAA |
| MAY 12 | Recalled RHP ZACH McALLISTER from AAA Columbus...Placed RHP JOSH TOMLIN on the 15-day Disabled List (right wrist soreness), retroactive to May 8...Purchased the contract of INF JOSE LOPEZ from AAA Columbus... Optioned INF JASON DONALD to AAA Columbus after game of May 11... Designated OF NICK WEGLARZ for assignment (outrighted to AAA Akron on May 18). | JUNE 5 | Activated CA CARLOS SANTANA from the 7-day MLB Concussion DL...Optioned INF JUAN DIAZ to AA Akron |
| MAY 14 | Purchased the contract of RHP JEREMY ACCARDO from AAA Columbus... Designated RHP DAN WHEELER for assignment. | JUNE 6 | Activated OF JOHNNY DAMON from the Paternity List...Optioned CA LUKE CARLIN to AAA Columbus...Claimed RHP CHRIS SCHWINDEN off waivers from Toronto. |
| MAY 16 | Outrighted RHP DAN WHEELER to Columbus...Released RHP ROBINSON TEJEDA . | JUNE 12 | Acquired RHP ESMIL ROGERS from the Colorado Rockies in exchange for cash... Designated CA LUKE CARLIN for assignment (outrighted to Columbus on June 15) |
| MAY 25 | Recalled INF JUAN DIAZ from AA Akron... Optioned RP ZACH McALLISTER to Columbus | JUNE 13 | Added Rogers to the Major League roster... Optioned INF MATT LaPORTA to Columbus. |
| MAY 26 | Placed CA CARLOS SANTANA on Major League Baseball's 7-day Disabled List with a mild concussion...Selected the contract of CA LUKE CARLIN from AAA Columbus... LHP RAFAEL PEREZ transferred to the 60-day DL. | JUNE 15 | Activated INF JACK HANNAHAN from 15-day DL...Optioned LHP SCOTT BARNES to AAA |

2012 DISABLED LIST

| PLAYER (2012) | INJURY | DATES(DAYS) |
|-------------------|-------------------------|------------------------|
| Grady Sizemore | lower back surgery | April 4-season (183) |
| David Huff | right hamstring strain | March 30-April 21 (18) |
| Carlos Carrasco | rehab, right elbow | April 4-season(183) |
| Rafael Perez | lat/shoulder (L) strain | April 26-season (161) |
| Josh Tomlin | right wrist strain | May 8-27 (20) |
| Travis Hafner | right knee surgery | May 24-July 3 (41) |
| Carlos Santana | concussion (7-day) | May 26-June 4 (10) |
| Jack Hannahan | left calf strain | May 27-June 14 (19) |
| Lonnie Chisenhall | right ulnar fracture | June 30-Sept 8 (71) |
| Travis Hafner | lower back soreness | Aug 6-Sept 18 (44) |
| Josh Tomlin | right elbow surgery | August 13-season(52) |

2012 used DL 11 times (802 days)

2011 used DL 22 times (826 days)

| | |
|----------------|---|
| JUNE 13 | Added Rogers to the Major League roster... Optioned INF MATT LaPORTA to Columbus. |
| JUNE 15 | Activated INF JACK HANNAHAN from 15-day DL...Optioned LHP SCOTT BARNES to AAA |
| JUNE 25 | Recalled LHP SCOTT BARNES from AAA Columbus...Optioned RHP JEANMAR GOMEZ to AAA Columbus on June 24. |
| JUNE 27 | Claimed INF/OF VINNY ROTTINO off waivers from the New York Mets...Designated RHP CHRIS SCHWINDEN for assignment. |
| JUNE 28 | Recalled RHP ZACH McALLISTER from AAA ...Optioned SCOTT BARNES to Columbus. |
| JUNE 30 | Placed INF LONNIE CHISENHALL on the 15-day Disabled List (fracture of right ulna) ... Recalled INF JASON DONALD from AAA... |
| JULY 4 | Activated DH TRAVIS HAFNER from the 15-day DL...Placed OF SHELLEY DUNCAN on the Paternity List. |
| JULY 6 | Activated OF SHELLEY DUNCAN from the Paternity List...Optioned INF JASON DONALD to Columbus. |

2012 TRANSACTIONS

| | | | |
|----------|--|-----------|---|
| JULY 7 | Optioned LHP NICK HAGADONE to AAA | AUGUST 8 | Recalled INF JASON DONALD from AAA Columbus...Placed DH TRAVIS HAFNER on the 15-day Disabled List (retroactive to August 6) with lower back inflammationNamed RUBEN NIEBLA interim Pitching Coach...Fired SCOTT RADINSKY |
| JULY 8 | Recalled LHP SCOTT BARNES from AAA Columbus...Placed Hagadone on Minor League Disqualified List (self-inflicted injury) | AUGUST 14 | Activated RHP ROBERTO HERNANDEZ from the Major League Restricted List... Placed RHP JOSH TOMLIN on the 15-day Disabled List with right elbow inflammation (retroactive to August 13) |
| JULY 20 | Selected the contract of RHP CODY ALLEN from AAA Columbus...Optioned LHP SCOTT BARNES to AAA Columbus | AUGUST 22 | Optioned RHP FRANK HERRMANN to AAA Columbus. |
| JULY 24 | Acquired INF/OF BRENT LILLIBRIDGE from the Boston Red Sox in exchange for RHP JOSE DE LA TORRE ...Transferred INF LONNIE CHISENHALL to the 60-day DL. | AUGUST 24 | Recalled INF/OF MATT LaPORTA from AAA Columbus. |
| JULY 25 | Designated OF AARON CUNNINGHAM for assignment...Outrighted to Columbus; 7/28 | AUGUST 29 | Recalled RHP JEANMAR GOMEZ from AAA Columbus...Designated OF SHELLEY DUNCAN for assignment...Claimed LHP SCOTT MAINE off outright waivers from the Chicago Cubs and optioned him to Columbus. |
| JULY 31 | Acquired 1B/OF LARS ANDERSON from the Boston Red Sox in exchange for RHP STEVEN WRIGHT . | SEPT. 1 | Recalled INF RUSS CANZLER and LHP SCOTT BARNES from AAA Columbus and purchased the contract of OF THOMAS NEAL from AA Akron. |
| AUGUST 1 | Placed DH TRAVIS HAFNER on the Paternity List...Recalled INF/OF VINNY ROTTINO from Columbus | SEPT. 2 | Recalled RHP FRANK HERRMANN from AAA Columbus. |
| AUGUST 2 | Recalled RHP COREY KLUBER from Columbus...Designated RHP DEREK LOWE for assignment (released on 8/10). | SEPT. 4 | Recalled LHP DAVID HUFF , LHP SCOTT MAINE , INF CORD PHELPS and INF/OF VINNY ROTTINO from AAA Columbus |
| AUGUST 3 | Recalled OF EZEQUIEL CARRERA from AAA Columbus...Designated OF JOHNNY DAMON for assignment (released on 8/9). | SEPT. 9 | Activated INF LONNIE CHISENHALL from the 60-day Disabled List...Transferred RHP JOSH TOMLIN from the 15-day to 60-day DL |
| AUGUST 4 | Activated DH TRAVIS HAFNER from the Paternity List...Optioned INF/OF VINNY ROTTINO to AAA Columbus. | SEPT. 19 | Activated DH TRAVIS HAFNER (15-day DL.) |
| AUGUST 5 | Purchased the contract of LHP CHRIS SEDDON from AAA Columbus... Designated RHP JEREMY ACCARDO for assignment (released on August 9). | SEPT. 27 | Announced MANNY ACTA will not return as Manager...Named SANDY ALOMAR Interim Manager. |
| AUGUST 7 | Recalled RHP FRANK HERRMANN from AAA Columbus...Designated INF JOSE LOPEZ for assignment (released on 8/12). | | |

2012 EJECTIONS (8)

| PERSONNEL | DATE | UMPIRE | REASON |
|----------------------|----------|----------------|---------------------------|
| RHP Jeanmar Gomez | 4/14@KC | Gary Darling | HBP of Mike Moustakas |
| MGR Manny Acta | 4/14@KC | Gary Darling | After warning issued |
| INF Jack Hannahan | 4/14@KC | Gary Darling | Aggressive actions |
| Coach Steve Smith | 5/11@BOS | Derryl Cousins | 2nd inning at plate |
| INF Jack Hannahan | 6/26@NYY | Mike DiMuro | Arguing foul ball in B8th |
| MGR Manny Acta | 8/22@SEA | Ed Hickox | Close play at 2B in B8th |
| INF Asdrubal Cabrera | 8/29vOAK | Gary Darling | Called strikeout in B1st |
| Coach Ruben Niebla | 8/30vOAK | Paul Emmel | Balls and strikes T7th |

Cleveland Indians Records/History



Sandy Alomar, Carlos Baerga, Albert Belle, Mike Hargrove, Kenny Lofton

Spring Training 2012 in Goodyear, AZ

| | | | |
|-------------------------------------|---------|----------------------------------|---------|
| All-Time Roster | 320-329 | PITCHING | |
| Attendance, Year-by-Year | 342 | League Leaders | 395-396 |
| Awards | 349-352 | Records | 391-393 |
| BATTING | | Team Leaders | 385-386 |
| DH | 371 | Top Ten..... | 380-381 |
| Hitting Streaks..... | 376 | Twenty-Game Winners | 394 |
| Home Run Records..... | 372-374 | Year-by-Year..... | 378-379 |
| League Leaders | 369-370 | Record vs. Opponents | 338 |
| Miscellaneous/Cycle/8RBI games..... | 355 | Retired Uniform Numbers..... | 330-335 |
| Records..... | 363-368 | Starts, Best and Worst..... | 400 |
| Team Leaders | 358-362 | Streaks, Winning and Losing..... | 340 |
| Top Ten..... | 356-357 | 1920 Postseason Review | 403 |
| Year-by-Year..... | 353-355 | 1948 Postseason Review | 404 |
| FIELDING | | 1954 Postseason Review | 405 |
| Records..... | 397-400 | 1995 Postseason Review | 405-407 |
| Year-by-Year..... | 378-379 | 1996 Postseason Review | 407 |
| Finishes..... | 336-337 | 1997 Postseason Review | 408-410 |
| Home-Road Breakdown | 401-402 | 1998 Postseason Review | 411-412 |
| Longest Tenure with Cleveland | 341 | 1999 Postseason Review | 413 |
| Managers | 339 | 2001 Postseason Review | 414 |
| Miscellaneous Records | 402 | 2007 Postseason Review | 415-416 |
| Opening Day Line-Ups | 343-347 | Cleveland All-Star Review | 417-418 |
| | | Clinch Dates..... | 415 |

ALL-TIME ROSTER

Includes all players who have participated in one or more official American League Games with Cleveland from 1901 through 2012...a total of 1,759. Bold face denotes members of Top 100 Greatest Indians Roster as selected for the Indians 100th Anniversary season in 2001.

| A | | | |
|------------------------------------|--------------------------------------|--------------------------------|----------------------------------|
| ABBOTT, Fred (1903-04) | ANDERSON, Jason (2004) | BANKS, George (1964-66) | BEMIS, Harry (1902-10) |
| ABBOTT, Paul (1993) | ANDREWS, Ivy Paul (1937) | BANNISTER, Alan (1980-83) | BENGE, Ray (1925-26) |
| ABER, Al (1950-53) | ANDREWS, Nate (1940-41) | BARBARE, Walter (1914-16) | BENJAMIN, Stan (1945) |
| ABERNATHIE, Bill (1952) | ANTONELLI, John (1961) | BARBEAU, William (1905-06) | BENN, Henry (1914) |
| ABERNATHY, Ted (1963-64) | APONTE, Luis (1984) | BARD, Josh (2002-05) | BENTON, Al (1949-50) |
| ABLES, Harry (1909) | APPLETON, Pete (1930-32) | BARFIELD, Josh (2007-09) | BENTON, Butch (1985) |
| ABREU, Winston (2009) | AQUINO, Greg (2009) | BARKER, Len (1979-83) | BERARDINO, John (1948-50, 1952) |
| ACCARDO, Jeremy (2012) | ARLIN, Steve (1974) | BARKER, Ray (1965) | BERE, Jason (2000, 2003) |
| ADAMS, Bert (1910-12) | ARMSTRONG, Jack (1992) | BARKLEY, Jeff (1984-85) | BERG, Moe (1931, 34) |
| ADCOCK, Joe (1963) | ARMSTRONG, Mike (1987) | BARNES, Brian (1994) | BERGER, Charles (1907-10) |
| AGEE, Tommie (1962-64) | ARNSBERG, Brad (1992) | BARNES, Rich (1983) | BERGER, Louis W. (1932, 1935-36) |
| AGUAYO, Luis (1989) | ASENCIO, Jairo (2012) | BARNES, Scott (2012) | BERGMAN, Alfred H. (1916) |
| AGUIRRE, Hank (1955-57) | ASHBY, Alan (1973-76) | BARNHART, Leslie (1928, 1930) | BERNAZARD, Tony (1984-87) |
| AKERFELDS, Darrel (1987) | ASPROMONTE, Ken (1960-62) | BARTOSH, Cliff (2004) | BERNHARD, William (1902-07) |
| ALDRETE, Mike (1991) | ASSENMACHER, Paul (1995-99) | BASKETTE, James (1911-13) | BERROA, Geronimo (1998) |
| ALEXANDER, Bob (1957) | ATHERTON, Keith (1989) | BASSLER, Johnny (1913-14) | BERRY, Joe (1946) |
| ALEXANDER, Gary (1978-80) | AUBREY, Michael (2008) | BATES, Ray (1913) | BERRY, Ken (1975) |
| ALEXANDER, Hugh (1937) | AUSTIN, Rick (1970-71) | BAUER, Rick (2008) | BESCHER, Robert (1918) |
| ALLANSON, Andy (1986-89) | AUTRY, Martin (1926-28) | BAXES, Jim (1959) | BETANCOURT, Rafael (2003-09) |
| ALLEN, Bob (1961-63, 66-67) | AVEN, Bruce (1997, 2002) | BAY, Harry (1902-08) | BEVACQUA, Kurt (1971-72) |
| ALLEN, Chad (2002) | AVERILL, Earl D. (1956, 58) | BAYNE, William (1928) | BEVERLIN, Jason (2002) |
| ALLEN, Cody (2012) | AVERILL, Earl (1929-39) | BEALL, John (1913) | BIBBY, Jim (1975-77) |
| ALLEN, Johnny (1936-40) | AVILA, Bob (1949-58) | BEAN, Belve (1930-31, 1933-35) | BIELECKI, Mike (1993) |
| ALLEN, Neil (1989) | AYALA, Benny (1985) | BEARDEN, Gene (1947-50) | BIERBRODT, Nick (2003) |
| ALLEN, Rod (1988) | AYLWARD, Dick (1953) | BEARSE, Kevin (1990) | BILLINGS, John (1913-18) |
| ALLISON, Milo (1916-17) | AZCUE, Joe (1963-69) | BECK, Ervin (1901) | BIRAS, Stephen (1944) |
| ALLRED, Beau (1989-91) | | BECK, George (1914) | BIRMINGHAM, Joe (1906-14) |
| ALOMAR, Roberto (1999-2001) | B | BECKER, Heinz (1946-47) | BISHOP, Lloyd (1914) |
| ALOMAR, Sandy (1990-2000) | BACSIK, Mike (2001) | BECKER, Joe (1936-37) | BISLAND, Rivington (1914) |
| ALSTON, Del (1979-80) | BAERGA, Carlos (1990-96, '99) | BEDFORD, Gene (1925) | BLACK, Bud (1988-90, 1995) |
| ALTIZER, Dave (1908) | BAEZ, Danys (2001-03) | BEDGOOD, Phil (1922-23) | BLACK, Don (1946-48) |
| ALTOBELLI, Joe (1955, 57) | BAGBY, James, Sr. (1916-22) | BEEBE, Fred (1916) | BLAEHOLDER, George (1936) |
| ALVARADO, Luis (1974) | BAGBY, James, Jr. (1941-45) | BEENE, Fred (1974-75) | BLAIR, Willie (1991) |
| ALVIS, Max (1962-69) | BAILES, Scott (1986-89) | BEHENNA, Rick (1983-85) | BLAKE, Casey (2003-08) |
| AMARO, Ruben (1994-95) | BAILEY, Steve (1967-68) | BELL, Beau (1940-41) | BLANCO, Ossie (1974) |
| AMBRIZ, Hector (2010) | BAINES, Harold (1999) | BELL, Buddy (1972-78) | BLANDING, Fred (1910-14) |
| ANDERSEN, Larry (1975, 77, 79) | BAKER, Bock (1901) | BELL, David (1995, 1998) | BLANKS, Larvell (1976-78) |
| ANDERSON, Brady (2002) | BAKER, Frank (1969, 1971) | BELL, Eric (1991-92) | BLYLEVEN, Bert (1981-85) |
| ANDERSON, Brian (1996-97, '03) | BAKER, Howard (1912) | BELL, Gary (1958-67) | BOCHTE, Bruce (1977) |
| ANDERSON, Bud (1982-83) | BALL, Neal (1909-12) | BELL, Jay (1986-88) | BOCKMAN, Eddie (1947) |
| ANDERSON, Dwain (1974) | BALLINGER, Mark (1971) | BELLE, Albert (1989-96) | BOEHLING, Joe (1916-17, 20) |
| | BANDO, Chris (1981-88) | BELLIARD, Ronnie (2004-06) | BOHNET, John (1982) |

BOLEY, Joe (1932)
 BOLGER, Jim (1959)
 BOLTON, Cecil (1928)
 BOND, Walter (1960-62)
 BONDS, Bobby (1979)
 BONNER, Frank (1902)
 BONNESS, William (1944)
 BOOKER, Richard (1966)
 BOOLES, Seabron (1909)
 BOONE, Aaron (2005-06)
 BOONE, James (1922-23)
 BOONE, Ray (1948-53)
 BORDERS, Pat (1997-99)
 BOROWSKI, Joe (2007-08)
 BOSMAN, Dick (1973-75)
 BOSS, Harley (1933)
 BOUCHER, Denis (1991-92)
BOUDREAU, Lou (1938-50)
 BOWMAN, Abe (1914-15)
 BOWSFIELD, Ted (1960)
 BOYD, Gary (1969)
 BOYD, Jason (2003)
 BRACKEN, Jack (1901)
 BRADFORD, Buddy (1970-71)
BRADLEY, Bill (1901-10)
 BRADLEY, John (1916)
 BRADLEY, Milton (2001-2003)
 BRAGGINS, Richard (1901)
 BRANSON, Jeff (1997-98)
 BRANTLEY, Michael (2009-)
 BRANYAN, Russ (1998-2002, '10)
 BRENNAN, Addison (1918)
 BRENNAN, Tom (1981-83)
 BRENNER, Delbert (1912)
 BRENTON, Lynn (1913, 1915)
 BRENZEL, William (1934-35)
 BRESLOW, Craig (2008)
 BREWINGTON, Jamie (2000)
 BREWSTER, Charles (1946)
 BRIDGES, Rocky (1960)
 BRIGGS, Dan (1978)
 BRIGGS, John (1959-60)
 BRISSIE, Lou (1951-53)
 BROACA, John (1939)
 BRODOWSKI, Dick (1958-59)
 BROHAMER, Jack (1972-75, 1980)

BRONKIE, Herman (1910-12)
 BROOKENS, Tom (1990)
 BROUSSARD, Ben (2002-06)
 BROWER, Frank (1923-24)
 BROWER, Jim (1999-2000)
 BROWN, Andrew (2006)
 BROWN, Clint (1928-35, 1941-42)
 BROWN, Dick (1957-59)
 BROWN, Jackie (1975-76)
 BROWN, Jordan (2010-11)
 BROWN, Larry (1963-71)
 BROWN, Lloyd (1934-37)
 BROWN, Walter (1927-28)
 BROWNE, Jerry (1989-91)
 BUCK, Travis (2011)
 BUCKEYE, Garland (1925-28)
 BUELOW, Fred (1904-06)
 BULLINGTON, Bryan (2008)
 BURBA, Dave (1998-2001, 2002)
 BURKS, Ellis (2001-03)
 BURCHART, Larry (1969)
 BURNETT, John (1927-34)
 BURNITZ, Jeromy (1995-96)
BURNS, George (1920-21, 24-28)
 BURTON, Ellis (1963)
 BUSBY, Jim (1956-57)
 BUSKEY, Tom (1974-77)
 BUTCHER, Henry (1911-12)
 BUTCHER, John (1986)
 BUTLER, Bill (1972)
 BUTLER, Brett (1984-87)
 BYRD, Paul (2006-08)

C

CABRERA, Asdrubal (2007-)
 CABRERA, Orlando (2011)
 CABRERA, Fernando (2004-07)
 CABRERA, Jolbert (1998 -2002)
 CAFFIE, Joe (1956-57)
 CAFFYN, Benjamin (1906)
 CAGE, Wayne (1978-79)
 CAIRNCROSS, Cameron (2000)
 CALDWELL, Bruce (1928)
 CALDWELL, Ray (1919-21)
 CALLAHAN, David (1910-11)
 CALVERT, Paul (1942-45)
 CAMACHO, Ernie (1983-87)

CAMILLI, Lou (1969-72)
 CAMPBELL, Bruce (1935-39)
 CAMPBELL, Clarence (1940-41)
 CAMPER, Cardell (1977)
 CANDAELE, Casey (1996-97)
CANDIOTTI, Tom (1986-91, 99)
 CANZLER, Russ (2012-)
 CARBO, Bernie (1978)
 CARDENAL, Jose (1968-69)
 CARDENAS, Leo (1973)
 CARISCH, Fred (1912-14)
 CARLIN, Luke (2010-12)
 CARLTON, Steve (1987)
 CARNETT, Ed (1945)
 CARR, Charles (1904-05)
 CARRASCO, Carlos (2009-)
 CARRASQUEL, Chico (1956-58)
 CARREON, Camilo (1965)
 CARREON, Mark (1996)
 CARRERA, Ezequiel (2011-)
 CARROLL, Jamey (2008-09)
 CARSON, Walter (1934-35)
CARTER, Joe (1984-89)
 CARTER, Paul (1914-15)
 CARTY, Rico (1974-77)
 CASE, George (1946)
 CASEY, Sean (1997)
 CASIAN, Larry (1994)
 CASTILLO, Carmen (1982-88)
 CENTER, Earl (1942-43, 1945-46)
 CERMAK, Edward (1901)
 CERONE, Rick (1975-76)
 CHAKALES, Bob (1951-54)
 CHAMBLISS, Chris (1971-74)
 CHANCE, Bob (1963-64)
 CHANCE, Dean (1970)
 CHAPMAN, Ben (1939-40)
CHAPMAN, Ray (1912-20)
 CHAPMAN, Sam (1951)
 CHAPPELL, Larry (1916)
CHARBONEAU, Joe (1980-82)
 CHECH, Charles (1908)
 CHEEVES, Virgil (1924)
 CHISENHALL, Lonnie (2011-)
 CHOO, Shin-Soo (2006-)
 CHRISTOPHER, Mike (1992-93)

CHRISTOPHER, Russ (1948)
 CHULK, Vinnie (2009)
 CHURN, Clarence (1958)
 CICOTTE, Al (1959)
 CIHOCKI, Al (1945)
 CISSELL, Chalmers (1932-33)
 CLANTON, Ucal (1922)
 CLARK, Allie (1948-51)
 CLARK, Bryan (1985)
 CLARK, Dave (1986-89)
 CLARK, Harvey (1902)
 CLARK, James (1971)
 CLARK, Mark (1993-95)
 CLARK, Robert (1920-21)
 CLARK, Terry (1997)
 CLARK, William (1924)
 CLARKE, Joshua (1908-09)
 CLARKE, Justin (1905-10)
 CLARKE, Sumpter (1923-24)
 CLARKSON, Walter (1907-08)
 CLINE, Ty (1960-62)
 CLINGMAN, William (1903)
 CLINTON, Lou (1965)
 CLYDE, David (1978-79)
 CODIROLI, Chris (1988)
COLAVITO, Rocky (1955-59, 1965-67)
 COLBERT, Vince (1970-72)
 COLE, Albert (1925)
 COLE, Alex (1990-92)
 COLEMAN, Gordon (1959)
 COLEMAN, Robert (1916)
 COLLAMORE, Al (1914-15)
 COLLARD, Earl (1927-28)
 COLLINS, Don (1980)
 COLLUM, Jackie (1962)
 COLON, Bartolo (1997-2002)
 COMBS, Merrill (1951-52)
 COMER, Steve (1984)
 CONGALTON, William (1905-07)
 CONNALLY, George (1931-34)
 CONNATSER, Bruce (1931-32)
 CONNOLLY, Ed (1967)
 CONNOLLY, Joe (1922-23)
 CONNOR, Joseph (1901)
 CONSTABLE, Jim (1958)
 CONWAY, Jack (1941, 1946-47)

CLEVELAND INDIANS ALL-TIME ROSTER (continued)

| | | | |
|----------------------------------|----------------------------------|------------------------------------|---------------------------------------|
| CONYERS, Herb (1950) | DAVIS, Harry (1912) | DONOVAN, Dick (1962-65) | ELLINGSEN, Bruce (1974) |
| COOK, Dennis (1992-93, 1995) | DAVIS, Jason (2002-07) | DONOVAN, Mike (1904) | ELLIS, John (1973-75) |
| CORA, Alex (2005) | DAVIS, Kane (2000) | DONOVAN, Thomas (1901) | ELLISON, George (1920) |
| CORA, Joey (1998) | DAVIS, Steve (1989) | DORAN, William (1922) | ELLSWORTH, Dick (1969-70) |
| CORDERO, Wil (1999, 2000-02) | DAWLEY, Joe (2004) | DORMAN, Dwight (1928) | EMBREE, Alan (1992, 1995-96) |
| CORDOVA, Marty (2001) | DAWSON, Joe (1924) | DORNER, August (1902-03) | EMBREE, Charles (1941-42, 1944-47) |
| CORTES, David (2003) | DEAN, Alfred (1941-43) | DORSETT, Brian (1987) | ENGEL, Joe (1919) |
| COUGHTRY, Marlan (1962) | DeBERRY, Hank (1916-17) | DORSETT, Calvin (1940-41, 47) | ENGLE, Arthur (1916) |
| COUMBE, Fred (1914-19) | DEDMON, Jeff (1988) | DOWLING, Peter (1901) | ENZMANN, John (1918-19) |
| COVELESKI, Stan (1916-24) | DELAHANTY, Frank (1907) | DRAKE, Logan (1922-24) | ESCHEN, James (1915) |
| COX, Ted (1978-79) | de La HOZ, Mike (1960-63) | DRAKE, Thomas (1939) | ESCOBAR, Alex (2003-04) |
| CRAGHEAD, Howard (1931-33) | DELUCCI, Dave (2007-09) | DRESE, Ryan (2001-2002) | ESCOBAR, Jose (1991) |
| CRAIG, Rodney (1982) | DeLUCIA, Rich (1999) | DREW, Tim (2000-2001) | ESPINOZA, Alvaro (1993-96) |
| CRANDALL, Del (1966) | DEMETER, Don (1967) | DUFFY, Frank (1972-77) | ESSEGIAN, Chuck (1961-62) |
| CREEL, Keith (1985) | DEMETER, Steve (1960) | DUBOIS, Jason (2005) | ESSIAN, Jim (1983) |
| CRESENDE, Jack (2003-04) | DeMOTT, Ben (1910-11) | DUNCAN, Dave (1973-74) | EUNICK, Fernandes (1917) |
| CRISP, Coco (2002-05) | DEMPSEY, Rick (1987) | DUNCAN, Shelley (2010-12) | EVANS, Joe (1915-22) |
| CRISTALL, William (1901) | DENNEY, Kyle (2004) | DUNLOP, George (1913-14) | EVERETT, Adam (2011) |
| CROSBY, Ed (1974-76) | DENNING, Otto (1942-43) | DUNNING, Steve (1970-73) | EVERS, Hoot (1955-56) |
| CROSS, Frank (1901) | DENNY, John (1980-82) | DUNSTON, Shawon (1998) | |
| CROWE, Trevor (2009-) | DENTE, Sam (1954-55) | DUNWOODY, Todd (2002) | F |
| CRUCETA, Francisco (2004) | DePAULA, Sean (1999-2000, '02) | DURBIN, Chad (2003-04, 2011) | FAETH, Tony (1919-20) |
| CRUZ, Jacob (1998-2001) | DeROSA, Mark (2009) | DYBZINSKI, Jerry (1980-82) | FAHR, Gerald (1951) |
| CRUZ, Victor (1979-80) | DESAUTELS, Gene (1941-43, '45) | DYCK, James (1954) | FAIN, Ferris (1955) |
| CULLENBINE, Roy (1943-45) | DesJARDIEN, Paul (1916) | | FALK, Bibb (1929-31) |
| CULLOP, Henry (1927) | DETORE, George (1930-31) | E | FALKENBERG, Fred (1908-11, 1913) |
| CULLOP, Nick (1913-14) | DEVLIN, James (1944) | EAGAN, Charles (1901) | FANWELL, Harry (1910) |
| CULMER, Wil (1983) | DIAZ, Bo (1978-81) | EASTER, Luke (1949-54) | FARMER, Ed (1971-73) |
| CULVER, George (1966-67) | DIAZ, Einar (1996-2002) | EASTERLY, Jamie (1983-87) | FARMER, Jack (1918) |
| CUNNINGHAM, Aaron (2012) | DIAZ, Juan (2012) | EASTERLY, Ted (1909-12) | FARR, Steve (1984, 1994) |
| CURRY, Tony (1966) | DICKEN, Paul (1964, 1966) | ECKERSLEY, Dennis (1975-77) | FARRELL, John (1987-90, 1995) |
| CURTIS, Chad (1997) | DICKERSON, George (1917) | EDMONDSON, George (1922-24) | FASANO, Sal (2008) |
| CURTIS, Jack (1963) | DILLARD, Don (1959-62) | EDMONSON, Ed (1913) | FELLER, Bob (1936-41, 1945-56) |
| CYPERT, Al (1914) | DILLINGER, Harley (1914) | EDWARDS, Doc (1962-63) | FERMIN, Felix (1989-93) |
| | DILONE, Miguel (1980-83) | EDWARDS, Hank (1941-43, 1946-49) | FERNANDEZ, Tony (1997) |
| D | DIPOTO, Jerry (1993-94) | EDWARDS, Jim (1922-25) | FERRARESE, Don (1958-59) |
| DADE, Paul (1977-79) | DOANE, Walter (1909-10) | EELLS, Harry (1906) | FERRELL, Wesley (1927-33) |
| DAILEY, Bill (1961-62) | DOBSON, Joe (1939-40) | EGAN, Arthur (1914-15) | FERRICK, Tom (1942, 46) |
| DALENA, Pete (1989) | DOBSON, Pat (1976-77) | EGLOFF, Bruce (1991) | FERRY, Alfred (1905) |
| DALEY, Bud (1955-57) | DOBY, Larry (1947-55, 58) | EIBEL, Henry (1912) | FEWSTER, Chick (1924-25) |
| DALY, Tom (1916) | DOLJACK, Frank (1943) | EICHELBERGER, Juan (1983) | FIELDER, Cecil (1998) |
| D'AMICO, Jeff (2004) | DONAHUE, Francis (1903-05) | EICHRODT, Fred (1925-27) | FINLEY, Chuck (2000-2002) |
| DAMON, Johnny (2012) | DONAHUE, Patrick (1910) | EISENSTAT, Harry (1939-42) | FIROVA, Dan (1988) |
| DASHNER, Lee (1913) | DONALD, Jason (2010-) | ELARTON, Scott (2004-05, 08) | FISCHER, Carl (1937) |
| DAVALILLO, Vic (1963-68) | DONNELLY, Brendan (2008) | ELDER, Dave (2002-03) | FISCHLIN, Mike (1981-85) |
| DAVIDSON, Homer (1908) | DONOHUE, Peter (1931) | ELLERBE, Frank (1924) | FISHER, Ed (1968) |
| DAVIS, Bill (1965-66) | | | |

FISHER, Gus (1911)
 FITZGERALD, Ed (1959)
 FITZKE, Paul (1924)
 FITZMORRIS, Al (1977-78)
 FLANIGAN, Ray (1946)
 FLEMING, Les (1941-42, 1945-47)
FLICK, Elmer (1902-10)
 FLORES, Jesse (1950)
 FOILES, Hank (1953, 1955-56, 1960)
FONSECA, Lew (1927-31)
 FORD, Ted (1970-71, 1973)
FOSSE, Ray (1967-72, 1976-77)
 FOSTER, Alan (1971)
 FOSTER, Edward (1908)
 FOSTER, Roy (1970-72)
 FRANCISCO, Ben (2007-09)
FRANCO, Julio (1983-88, '96-97)
 FRANCONA, Terry (1988)
FRANCONA, Tito (1959-64)
 FRAZIER, George (1984)
 FRAZIER, Joe (1947)
 FREIBURGER, Vernon (1941)
 FREISLEBEN, Dave (1978)
 FRIDLEY, Jim (1952)
 FRIEND, Owen (1953)
 FRIERSON, Robert (1941)
 FROBEL, Doug (1987)
 FRY, Johnson (1923)
FRYMAN, Travis (1998-2002)
 FUKUDOME, Kosuke (2011)
 FULLER, Vern (1964, 66-70)
 FULTZ, Aaron (2007)
 FUNK, Frank (1960-62)

G

GAFFKE, Fabian (1941-42)
 GAGLIANO, Ralph (1965)
 GALATZER, Milton (1933-36)
 GALEHOUSE, Dennis (1934-38)
 GALLAGHER, Charlie (1901)
 GALLAGHER, Dave (1987)
 GALLAGHER, Jackie (1923)
 GAMBLE, Oscar (1973-75)
 GANDIL, Charles (1916)
 GARBARK, Robert (1934-35)
 GARCIA, Karim (2001-2003)

GARCIA, Mike (1948-59)
GARDNER, Larry (1919-24)
 GARDNER, Ray (1929-30)
 GARDNER, Rob (1968)
 GARKO, Ryan (2005-09)
 GARLAND, Wayne (1977-81)
 GARRETT, Clarence (1915)
 GASSAWAY, Charles (1946)
 GEIGER, Gary (1958)
 GENINS, Frank (1901)
 GENTILE, Jim (1966)
 GEORGE, Charles (1935-36)
 GEORGE, Lefty (1912)
 GERKEN, George (1927-28)
 GERMANO, Justin (2010-11)
 GERUT, Jody (2003-05)
 GETTEL, Al (1947-48)
 GETZ, Gus (1918)
 GIL, Gus (1967)
 GILES, Brian (1995-98)
 GILL, John (1927-28)
 GIMENEZ, Chris (2009-10)
 GINN, Tinsley (1914)
 GINSBERG, Joe (1953-54)
 GINTER, Matt (2008)
 GLAVENICH, Luke (1913)
 GLEESON, James (1936)
 GLENDON, Martin (1903)
 GLIATTO, Salvador (1930)
 GLYNN, Bill (1952-54)
 GLYNN, Ed (1981-83)
 GOCHNAUR, John (1902-03)
 GOGOLEWSKI, Bill (1974)
 GOLDMAN, Jonah (1928, 1930-31)
 GOMEZ, Chris (2007)
 GOMEZ, Jeanmar (2010-)
 GOMEZ, Ruben (1962)
 GONZALES, Rene (1994)
 GONZALEZ, Andy (2008)
 GONZALEZ, Denny (1989)
 GONZALEZ, Jose (1991)
 GONZALEZ, Juan (2001, 2005)
 GONZALEZ, Orlando (1976)
 GONZALEZ, Pedro (1965-67)
 GONZALEZ, Raul (2004)
 GOOCH, Lee (1915)

GOOD, Wilbur (1908-09)
 GOODEN, Dwight (1998-99)
 GORDON, Don (1987-88)
GORDON, Joe (1947-50)
 GOSLING, Mike (2009)
 GOULD, Al (1916-17)
 GOZZO, Mauro (1990-91)
 GRABER, Rod (1958)
 GRAFFANINO, Tony (2009)
 GRAHAM, George (1902)
 GRAMLY, Tom (1968)
GRANEY, Jack (1908, 1910-22)
 GRANT, Edward (1905)
 GRANT, George (1927-29)
 GRANT, James (1943-44)
GRANT, Jim (1958-64)
 GRASSO, Mickey (1954)
 GRAVES, Danny (1996, 2006)
 GRAY, Gary (1980)
 GRAY, John (1957)
 GRAY, Ted (1955)
 GREEN, Gene (1962-63)
 GREGG, David (1913)
GREGG, Vean (1911-14)
 GRIFFIN, Alfredo (1976-78)
 GRIGGS, Arthur (1911-12)
 GRIM, Bob (1960)
 GRIMES, Oscar (1938-42)
 GRIMSLEY, Jason (1993-95)
 GRIMSLEY, Ross (1980)
 GRISSOM, Marquis (1997)
GROMEK, Steve (1941-53)
 GROOM, Robert (1918)
 GROTH, Ernie (1947-48)
 GRUBB, Harvey (1912)
 GRUBB, Johnny (1977-78)
 GRUDZIELANEK, Mark (2010)
 GUANTE, Cecilio (1990)
 GUISTO, Louis (1916-17, 1921-23)
 GULLEY, Thomas (1923-24)
 GUNKEL, Woodward (1916)
 GUTHRIE, Jeremy (2004-06)
 GUTIERREZ, Franklin (2005-08)
 GUTIERREZ, Ricky (2002-03)

H

HAFNER, Travis (2003-12)

HAGADONE, Nick (2011-)
 HAGERMAN, Zerah (1914-16)
 HALE, Bob (1960-61)
HALE, Odell (1931, 1933-40)
 HALL, Jimmie (1968-69)
 HALL, Mel (1984-88)
 HALL, Russell (1901)
 HALLA, John (1905)
 HALLMAN, Bill (1901)
 HALT, Alva (1918)
 HAMANN, Elmer (1922)
 HAMILTON, Jack (1969)
 HAMILTON, Steve (1961)
 HAMMOND, Walter (1915, 1922)
 HAMNER, Granny (1959)
 HAND, Rich (1970-71)
 HANEY, Chris (1999-2000)
 HANNAHAN, Jack (2011-12)
 HANSEN, Doug (1951)
HARDER, Mel (1928-47)
 HARDY, Carroll (1958-60)
 HARDY, John (1903)
 HARGAN, Steve (1965-72)
HARGROVE, Mike (1979-85)
 HARKNESS, Fred (1910-11)
 HARPER, Tommy (1968)
HARRAH, Toby (1979-83)
 HARRELL, Billy (1955, 1957-58)
 HARRELSON, Ken (1969-71)
 HARRIS, Billy (1968)
 HARRIS, Charles (1951)
 HARRIS, Joe (1917, 19)
 HARRIS, Mickey (1952)
 HARRISON, Roric (1975)
 HARSHMAN, Jack (1959-60)
 HARSTAD, Oscar (1915)
 HART, William (1901)
 HARTFORD, Bruce (1914)
 HARTLEY, Grover (1929-30)
 HARTMAN, Bob (1962)
 HARVEL, Luther (1928)
 HARVEY, Erwin (1901-02)
 HASSEY, Ron (1978-84)
 HATFIELD, Fred (1958)
 HAUGER, John (1912)
 HAUSER, Joe (1929)

CLEVELAND INDIANS ALL-TIME ROSTER (continued)

HAVENS, Brad (1988-89)
 HAWKINS, Wynn (1960-62)
 HAWORTH, Howard (1915)
 HAYES, Frank (1945-46)
 HAYES, Von (1981-82)
 HEAD, Jerad (2011-)
HEATH, Jeff (1936-45)
 HEATON, Neal (1982-86)
 HEDLUND, Mike (1965, 1968)
 HEFFNER, Bob (1966)
HEGAN, Jim (1941-42, 1946-57)
 HEIDEMANN, Jack (1969-72, 1974)
HELD, Woodie (1958-64)
 HELF, Henry (1938, 40)
 HEMAN, Russ (1961)
 HEMPHILL, Charles (1902)
 HEMSLEY, Rolie (1938-41)
 HENDERSON, Bernard (1921)
HENDRICK, George (1973-76)
 HENDRICK, Harvey (1925)
 HENDRYX, Tim (1911-12)
 HENGEL, Dave (1989)
 HENNIGAN, Phil (1969-72)
 HENRY, Earl (1944-45)
 HERGES, Matt (2009)
 HERMOSO, Angel (1974)
 HERNANDEZ, Anderson (2010)
 HERNANDEZ, Jeremy (1993)
 HERNANDEZ, Jose (1992, 2005)
 HERNANDEZ, Keith (1990)
 HERNANDEZ, Roberto M. (2007)
 *HERNANDEZ, Roberto (2006-12)
 HERRERA, Alex (2002-03)
 HERRMANN, Frank (2010-)
HERSHISER, Orel (1995-97)
 HESS, Otto (1902, 1904-08)
 HEVING, Joe (1937-38, 1941-44)
 HICKEY, John (1904)
 HICKMAN, Charles (1902-04, 1909)
 HIGGINS, Bob (1909)
 HIGGINS, Dennis (1970)
 HIGGINS, Mark (1989)
 HILDEBRAND, Oral (1931-36)
 HILGENDORF, Tom (1972-74)
 HILL, Gienallen (1991-93)
 * **Pitched under the name Fausto Carmona (2006-11)**

HILL, Herb (1915)
 HILL, Hugh (1903)
 HILL, Ken (1995)
 HILLEGAS, Shawn (1991)
 HINCHMAN, Harry (1907)
 HINCHMAN, William (1907-09)
 HINTON, Chuck (1965-67, 1969-71)
 HINZO, Tommy (1987, 1989)
 HOAG, Myril (1944-45)
 HOCKETT, Oris (1941-44)
HODAPP, John (1925-32)
 HODGE, Harold (1971)
 HOFFER, Bill (1901)
 HOFFMAN, Edward (1915)
 HOGAN, Harry (1901)
 HOGAN, Ken (1923-24)
 HOHNHORST, Ed (1910,1912)
 HOLLAND, Robert (1934)
 HOLLANDSWORTH, Todd (2006)
 HOLLINS, Dave (2001)
 HOLLOWAY, Ken (1929-30)
 HOOD, Don (1975-79)
 HOOPER, Bob (1953-54)
 HORN, Sam (1993)
 HORTON, Tony (1967-70)
 HORTON, Willie (1978)
 HOSKINS, Dave (1953-54)
 HOUSTON, Tyler (1999)
 HOUTTEMAN, Art (1953-57)
 HOWARD, Doug (1976)
 HOWARD, Ivan (1916-17)
 HOWARD, Thomas (1992-93)
 HOWELL, Millard (1940)
 HOWELL, Murray (1941)
 HOWRY, Bob (2004-05)
 HOWSER, Dick (1963-66)
 HUBBARD, Trenidad (1997)
HUDLIN, Willis (1926-40)
 HUFF, David (2009-)
 HUFF, Mike (1991)
 HUGHES, Roy (1935-37)
 HUISMANN, Mark (1987)
 HUMPHRIES, John (1938-40)
 HUNNEFIELD, William F. (1931)
 HUNTER, Billy (1958)
 HUNTER, William E. (1912)

I

INGLETT, Joe (2006)
 IOTT, Fred (1903)
 IRWIN, Thomas (1938)

J

JACKSON, Damian (1996-97)
 JACKSON, Jimmy (1905-06)
JACKSON, Joe (1910-15)
 JACKSON, Michael W. (1973)
 JACKSON, Michael R. (1997-99)
 JACKSON, Randy (1958-59)
 JACKSON, Zach (2008-09)
 JACOBSON, Bill (1927)
JACOBY, Brook (1984-92)
 JACOME, Jason (1997-98)
 JAMES, Chris (1990-91)
 JAMES, Dion (1989-90)
 JAMES, Lefty (1912-14)
 JAMES, William H. (1911-12)
JAMIESON, Charles (1919-32)
 JASPER, Harry (1919)
 JEANES, Ernest (1921-22)
 JEFFCOAT, Mike (1983-85)
 JEFFERSON, Reggie (1991-93)
 JEFFERSON, Stan (1990)
 JESSEE, Dan (1929)
 JETER, John (1974)
 JIMENEZ, Houston (1988)
 JIMENEZ, Jose (2004)
 JIMENEZ, Ubaldo (2011-)
 JOHN, Tommy (1963-64)
 JOHNSON, Alex (1972)
 JOHNSON, Bob (1974)
 JOHNSON, Cliff (1979-80)
 JOHNSON, Jason (2006)
 JOHNSON, Jerry (1973)
 JOHNSON, Larry D. (1972, 1974)
 JOHNSON, Lou (1968)
 JOHNSON, Victor (1946)
 JOHNSTON, Doc (1912-14,'18-21)
JONES, Doug (1986-91, 1998)
 JONES, Hal (1961-62)
 JONES, Sam P. (1914-15)
 JONES, Sam (1951-52)
 JONES, Willie (1959)
 JORDAN, Scott (1988)

JORDAN, Tom (1946)
JOSS, Adrian (1902-10)
 JUDEN, Jeff (1997)
 JUDNICH, Walt (1948)
 JUDY, Josh (2011)
 JULIO, Jorge (2008)
 JUNGELS, Ken (1937-38, 1940-41)
 JUSTICE, David (1997-2000)

K

KAHDOT, Isaac (1922)
 KAHL, Nick (1905)
 KAHLER, George (1910-14)
 KAISER, Bob (1971)
 KAISER, Jeff (1987-90)
 KAMIENIECKI, Scott (2000)
 KAMM, William (1931-35)
 KARDOW, Paul (1936)
 KARR, Ben (1925-27)
 KARSAY, Steve (1998-2001)
 KAVANAGH, Martin (1916-18)
 KEARNS, Austin (2010-11)
 KEEDY, Pat (1989)
 KEEFE, David (1922)
 KEKICH, Mike (1973)
 KELLEY, Tom (1964-67)
 KELLY, Bob (1958)
 KELLY, Pat (1981)
KELTNER, Ken (1937-44, '46-49)
 KENDALL, Fred (1977)
 KENNEDY, Bill (1948)
 KENNEDY, Bob (1948-54)
 KENNEDY, Vernon (1942-44)
 KENNEY, Jerry (1973)
 KENT, Jeff (1996)
 KEOUGH, Marty (1960)
 KERN, Jim (1974-78, 1986)
 KIBBLE, John (1912)
 KILKENNY, Mike (1972-73)
 KILLIAN, Ed (1903)
 KINDALL, Jerry (1962-64)
 KINER, Ralph (1955)
 KING, Eric (1991)
 KING, Jim (1967)
 KINNEY, Dennis (1978)
 KIPNIS, Jason (2011-)
 KIRBY, Wayne (1991-96)

KIRKE, Jay (1914-15)
KIRKLAND, Willie (1961-63)
KIRSCH, Harry (1910)
KISER, Garland (1991)
KITTLE, Ron (1988)
KITTRIDGE, Malachi (1906)
KLEIN, Louis (1951)
KLEINE, Harold (1944-45)
KLEPFER, Ed (1915-17, 1919)
KLIEMAN, Ed (1943-48)
KLIMCHOCK, Lou (1968-70)
KLINE, Steven Jack (1974)
KLINE, Steven J. (1997)
KLIPPSTEIN, John (1960)
KLUBBER, Corey (2011-)
KLUGMANN, Joe (1925)
KNAUPP, Henry (1910-11)
KNICKERBOCKER, William (1933-36)
KNODE, Robert (1923-26)
KOBAYASHI, Masa (2008-09)
KOESTNER, Elmer (1910)
KOMMINSK, Brad (1989)
KOPF, William, (1913)
KOPLOVE, Michael (2007)
KOTCHMAN, Casey (2012)
KOUZMANOFF, Kevin (2006)
KRAKAUSKAS, Joe (1941-42, 1946)
KRALICK, Jack (1963-67)
KRAMER, Tom (1991, 1993)
KRAPP, Gene (1911-12)
KRAUSE, Harry (1912)
KREUGER, Rick (1978)
KRIVDA, Rick (1998)
KROLL, Gary (1969)
KRONER, John (1937-38)
KRUEGER, Ernest (1913)
KRUGER, Arthur (1910)
KUBISZYN, Jack (1961-62)
KUEHN, Harvey (1960)
KUHN, Bernard (1924)
KUHN, Kenny (1955-57)
KUIPER, Duane (1974-81)
KURTZ, Hal (1968)
KUZAVA, Bob (1946-47)

L

LACEY, Bob (1981)
LaCHANCE, George (1901)
LACY, Osceola (1926)
LAFFEY, Aaron (2007-10)
LAJOIE, Napoleon (1902-14)
LAKER, Tim (2001-04, 2006)
LAMB, Ray (1971-73)
LAMBETH, Otis (1916-18)
LAMPKIN, Tom (1988)
LAND, Grover (1908-11, 1913)
LANDIS, Jim (1966)
LANGFORD, Elton (1927-28)
LANGSTON, Mark (1999)
LaPORTA, Matt (2009-12)
LARA, Juan (2006-07)
LaROCCA, Greg (2002-03)
LaROCHE, Dave (1975-77)
LARY, Lyn (1937-39)
LASHER, Fred (1970)
LASKEY, Bill (1988)
LATMAN, Barry (1960-63)
LATTIMORE, William (1908)
LAW, Ron (1969)
LAWRENCE, Jim (1963)
LAWSON, Roxie (1930-31)
LAWTON, Matt (2002-04)
LAXTON, Bill (1977)
LEBER, Emil (1905)
LEDEE, Ricky (2000)
LEE, Clifford (1925-26)
LEE, Clifton (2002-09)
LEE, Dave (2003-04)
LEE, Leron (1974-75)
LEE, Mike (1960)
LEE, Thornton (1933-36)
LEEK, Gene (1959)
LEHNER, Paul (1951)
LEHR, Norman (1926)
LEIBOLD, Harry (1913-15)
LEITNER, George (1902)
LEIUS, Scott (1996)
LELIVELT, Jack (1913-14)
LeMASTER, Johnnie (1985)
LEMON, Bob (1941-42, 1946-58)
LEMON, Jim (1950, 1953)

LEON, Eddie (1968-72)
LEONARD, Joseph (1916)
LEVIS, Jesse (1992-95, 1999)
LEVSEN, Dutch (1923-28)
LEWALLYN, Dennis (1981-82)
LEWIS, Jensen (2007-11)
LEWIS, Mark (1991-94, 2001)
LEWIS, Scott (2008-09)
LIEBHARDT, Glenn (1906-09)
LIEFER, Jeff (2005)
LILLIBRIDGE, Brent (2012)
LILLQUIST, Derek (1992-94)
LIND, Carl (1927-30)
LINDE, Lyman (1947-48)
LINDSAY, William (1911)
LINDSEY, Jim (1922, 1924)
LINK, Fred (1910)
LINTZ, Larry (1978)
LIPSKI, Bob (1963)
LIS, Joe (1974-76)
LISTER, Peter (1907)
LITTLE, Mark (2004)
LITTLETON, Larry (1981)
LIVINGSTON, Paddy (1901, 12)
LOCKE, Bobby (1959-61)
LOCKLIN, Stu (1955-56)
LOFTON, Kenny (1992-96, 1998-2001, 2007)
LOHR, Howard (1916)
LOLICH, Ron (1972-73)
LOLLAR, Sherm (1946)
LOPEZ, Al (1947)
LOPEZ, Albie (1993-97)
LOPEZ, Jose (2012)
LOPEZ, Luis (1991)
LOPEZ, Marcelino (1972)
LORD, Bristol (1909-10)
LORRAINE, Andrew (2000)
LOVULLO, Torey (1998)
LOWDERMILK, Grover (1916)
LOWE, Derek (2012)
LOWENSTEIN, John (1970-77)
LUDWICK, Ryan (2003-05)
LUKE, Matt (1998)
LUNA, Hector (2006)
LUND, Gordon (1967)
LUNDBOM, John (1902)

LUNTE, Harry (1919-20)
LUPLOW, Al (1961-65)
LUSH, William (1904)
LUTZKE, Walter (1923-27)
LYON, Russell (1944)

M

MACHEMEHL, Charles (1971)
MACK, Ray (1938-44, 46)
MACKIEWICZ, Felix (1945-47)
MADDERN, Clarence (1951)
MAGALLANES, Ever (1991)
MAGLIE, Sal (1955-56)
MAGRANN, Tom (1989)
MAGRUDER, Chris (2002-03)
MAHONEY, Jim (1962)
MAILS, John (1920-22)
MAINE, Scott (2012)
MAJESKI, Henry (1952-55)
MALDONADO, Candy ('90, '93-94)
MANNING, Rick (1975-83)
MANTO, Jeff (1990-91, 1997-99)
MARIS, Roger (1957-58)
MARSH, Fred (1949)
MARSON, Lou (2009-)
MARTE, Andy (2006-10)
MARTIN, Billy (1959)
MARTIN, Morris (1958)
MARTIN, Tom (1998-2000)
MARTINEZ, Carlos (1991-93)
MARTINEZ, Dennis (1994-96)
MARTINEZ, Sandy (2004)
MARTINEZ, Tony (1963-66)
MARTINEZ, Victor (2002-09)
MARTINEZ, Willie (2000)
MASTERSON, Justin (2009-)
MASTNY, Tom (2006-08)
MATHIAS, Carl (1960)
MAURER, Dave (2002)
MAYE, Lee (1967-69)
MEDINA, Luis (1988-89, 1991)
MEIXELL, Merten (1912)
MELE, Sam (1956)
MELOAN, John (2008)
MELTON, Bill (1977)
MERCKER, Kent (1996)
MERLONI, Lou (2004-06)

MERULLO, Matt (1994)
MESA, Jose (1992-98)
 MESSENGER, Andrew (1924)
 METIVIER, George (1922-24)
 METKOVICH, George (1947)
 MEYER, Lambert (1945-46)
 MICELI, Dan (2003)
 MICHAELS, Jason (2006-08)
 MIDDLETON, John (1922)
 MILACKI, Bob (1993)
 MILBOURNE, Larry (1982)
 MILJUS, John (1928-29)
 MILLER, Edwin (1918)
 MILLER, Matt (2004-07)
 MILLER, Raymond (1917)
 MILLER, Robert (1970)
 MILLER, Walter (1924-31)
 MILLIGAN, Randy (1993)
 MILLS, Abbott (1911)
 MILLS, Buster (1942, 1946)
 MILLS, Frank (1914)
 MILLWOOD, Kevin (2005)
 MILNAR, Al (1936, 1938-43)
 MINGORI, Steve (1970-73)
MINOSO, Minnie (1949, 1951, 1958-59)
MITCHELL, Dale (1946-56)
 MITCHELL, Kevin (1997)
 MITCHELL, Willie (1909-16)
 MLICKI, Dave (1992-93)
 MOELLER, Dan (1916)
 MOHLER, Mike (2000)
 MONACO, Blas (1937, 1946)
 MONGE, Sid (1977-81)
 MONTAGUE, Ed (1928, 1930-32)
 MOON, Leo (1932)
 MOORE, Barry (1970)
 MOORE, Earl (1901-07)
 MOORE, Edward (1934)
 MOORE, James (1928-29)
 MORA, Andres (1980)
 MORAN, Billy (1958-59, 1964-65)
 MORGAN, Eddie (1928-33)
 MORGAN, Joe (1960-61)
 MORMAN, Alvin (1997-98)
 MORONKO, Jeff (1984)
 MORRIS, Jack (1994)

MORTON, Guy (1914-24)
 MOSES, Gerry (1972)
 MOSS, Howard (1946)
MOSSI, Don (1954-58)
 MOTA, Guillermo (2006)
 MUJICA, Edward (2006-08)
 MULHOLLAND, Terry (2002-03)
 MULLINS, Fran (1986)
 MUNCRIEF, Bob (1948)
 MURCHISON, Thomas (1920)
 MURRAY, Eddie (1994-96)
 MURRAY, Heath (2002)
 MURRAY, Ray (1948, 1950-51)
 MUTIS, Jeff (1991-93)
 MYATT, Glenn (1923-35)
 MYERS, Elmer (1919-20)
 MYETTE, Aaron (2003)

Mc

McALEER, James (1901)
 McALLISTER, Zach (2011-)
 McBRIDE, Bake (1982-83)
 McCABE, Ralph (1946)
 McCARTHY, Jack (1901-03)
 McCOSKY, Barney (1951-53)
 McCRAW, Tom (1972, 74-75)
 McCREA, Francis (1925)
 McDONALD, John (1999-2004)
 McDONNELL, Jim (1943-45)
 McDOWELL, Jack (1996-97)
 McDOWELL, Oddibe (1989)
McDOWELL, Sam (1961-71)
 McGUIRE, James A. (1901)
 McGUIRE, James T. (1908,1910)
 McHALE, Martin (1916)
 McINNIS, John (1922)
 McKAIN, Harold (1927)
 McLEMORE, Mark (1990)
 McLISH, Cal (1956-59)
 McMAHON, Don (1964-66)
 McNEAL, John (1901)
 McNULTY, Pat (1922, 1924-27)
 McQUILLAN, George (1918)

N

NABHOLZ, Chris (1994)
 NAGELSEN, Louis (1912)

NAGELSON, Russ (1968-70)
NAGY, Charles (1990-2002)
 NAHORODNY, Bill (1982)
 NARAGON, Hal (1951, 1954-59)
NARLESKI, Ray (1954-58)
 NASH, Ken (1912)
 NAVARRO, Jamie (2000)
 NAYMICK, Mike (1939-40, '43-44)
 NEAL, Thomas (2012)
 NEEMAN, Cal (1963)
 NEHER, James (1912)
 NEIS, Bernie (1927)
 NELSON, Dave (1968-69)
 NELSON, Rocky (1954)
 NETTLES, Graig (1970-72)
 NETZEL, Milo (1909)
 NEWCOMBE, Don (1960)
 NEWHOUSER, Hal (1954-55)
 NEWMAN, Al (2000)
 NICHOLLS, Simon (1910)
 NICHOLS, Rod (1988-92)
 NICHTING, Chris (2000)
 NIEHAUS, Richard (1920)
 NIEKRO, Phil (1986-87)
 NIELSEN, Miit (1949, 51)
 NIEMAN, Bob (1961-62)
 NILES, Harry (1910)
 NILL, George (1907-08)
 NIPPER, Al (1990)
 NISCHWITZ, Ron (1963)
 NIX, Jayson (2010)
 NIXON, Otis (1984-87)
 NIXON, Russ (1957-60)
 NIXON, Trot (2007)
 NOBOA, Junior (1984, 1987)
 NOLES, Dickie (1986)
 NORRIS, Jim (1977-79)
 NUNAMAKER, Leslie (1919-22)

O

O'BRIEN, Jack (1901)
 O'BRIEN, Pete (1989)
 O'BRIEN, Peter (1907)
 O'DEA, Paul (1944-45)
 ODENWALD, Ted (1921-22)
 ODOM, John (1975)
 O'DONOGHUE, John (1966-67)

OELKERS, Bryan (1986)
 OGEA, Chad (1994-98)
 O'HAGEN, Harry (1902)
 OHKA, Tomo (2009)
 OJEDA, Bobby (1993)
 OLIN, Steve (1989-92)
 OLIVER, Dave (1977)
 OLSON, Gregg (1995)
 OLSON, Ivan (1911-14)
O'NEILL, Steve (1911-23)
 ONSLOW, Edward (1918)
 OROSCO, Jesse (1989-91)
 ORTA, Jorge (1980-81)
 ORTIZ, Junior (1992-93)
 OSTDIEK, Henry (1904)
 OTIS, Harry (1909)
 OTTO, Dave (1991-92)
 OULLIBER, John (1933)
 OWCHINKO, Bob (1980)

P

PADGETT, Ernie (1926-27)
 PAGEL, Karl (1981-83)
 PAIGE, George (1911)
PAIGE, Satchel (1948-49)
 PALMER, Lowell (1972)
 PAPISH, Frank (1949)
 PARKER, Harry (1976)
 PARONTO, Chad (2002-03)
 PARRISH, Lance (1993)
 PARSONS, Casey (1987)
 PASCHAL, Ben (1915)
 PASCUAL, Camilo (1971)
 PAUL, Mike (1968-71)
 PAVANO, Carl (2009)
 PAWLOSKI, Stan (1955)
 PAXTON, Mike (1978-80)
 PEARSON, Alexander (1903)
 PEARSON, Monte (1932-35)
 PECK, Hal (1947-49)
 PECKINPAUGH, Roger (1910, 1912-13)
 PENA, Geronimo (1996)
 PENA, Orlando (1967)
 PENA, Tony (1994-96)
 PENNER, Kenneth (1916)
 PERALTA, Jhonny (2003-10)

- PERCONTE, Jack (1982-83)
 PEREZ, Chris (2009-12)
 PEREZ, Eddie (2002)
 PEREZ, Eduardo (2006)
 PEREZ, Rafael (2006-12)
 PEREZCHICA, Tony (1991-92)
 PERKINS, Broderick (1983-84)
 PERLMAN, Jon (1988)
 PERRIN, William (1934)
 PERRING, George (1908-10)
 PERRY, Chan (2000)
PERRY, Gaylord (1972-75)
 PERRY, Herbert (1994-96)
PERRY, Jim (1959-63, 1974-75)
 PESTANO, Winnie (2010-)
 PETERS, Russ (1918)
 PETERS, Russ (1940-44, 1946)
 PETERSON, Cap (1969)
 PETERSON, Fritz (1974-76)
 PETTY, Jess (1921)
 PEZOLD, Larry (1914)
 PHELPS, Cord (2011-)
 PHELPS, Josh (2004)
 PHELPS, Ken (1990)
 PHILLEY, Dave (1954-55)
 PHILLIPS, Adolfo (1972)
 PHILLIPS, Brandon (2002-05)
 PHILLIPS, Bubba (1960-62)
 PHILLIPS, Ed (1935)
 PHILLIPS, Jason (2002-03)
 PHILLIPS, Thomas (1919)
 PICKERING, Ollie (1901-02)
 PIERETTI, Marino (1950)
 PIERSALL, Jim (1959-61)
 PINA, Horacio (1968-69)
 PINIELLA, Lou (1968)
 PINSON, Vada (1970-71)
 PITULA, Stan (1957)
 PIZARRO, Juan (1969)
 PLUNK, Eric (1992-98)
 POAT, Ray (1942-44)
 PODBIELAN, Bud (1959)
 PODGAJNY, John (1946)
 POLCHOW, Louis (1902)
 POOLE, Jim (1995-96, 1998-99)
 POPE, Dave (1952, 1954-56)
 PORTER, Dick (1929-34)
 PORTER, J.W. (1958)
 POST, Wally (1964)
 POTE, Lou (2004)
 POTT, Nelson (1922)
 POUNDS, William (1903)
 POWELL, John (1975-76)
 POWER, Ted (1992-93)
POWER, Vic (1958-61)
 POWERS, Ellis (1932-33)
 POWERS, John (1960)
 PRICE, John (1946)
 PRUITT, Ron (1976-81)
 PUTNAM, Zach (2011)
 PYTLAK, Frank (1932-40)
-
- Q**
- QUIRK, Jamie (1984)
-
- R**
- RADINSKY, Scott (2001)
 RABBITT, Joe (1922)
 RADATZ, Dick (1966-67)
 RAFTERY, Thomas (1909)
 RAGLAND, Tom (1973)
 RAICH, Eric (1975-76)
 RAINES, Larry (1957-58)
 RAKERS, Jason (1998-99)
 RAMIREZ, Alex (1998-2000)
RAMIREZ, Manny (1993-2000)
 RAMOS, Domingo (1988)
 RAMOS, Pedro (1962-64)
 RATH, Morris (1910)
 REDMOND, Mike (2010)
 REED, Jerry (1982-83, 1985)
 REED, Steve (1998-2001)
 REGALADO, Rudy (1954-56)
 REICH, Herman (1949)
 REILLEY, Alex (1909)
 REILLY, Thomas (1914)
 REINHOLZ, Arthur (1928)
 REISER, Pete (1952)
 REISIGL, Jacob (1911)
 REUSCHEL, Paul (1978-79)
 REYES, Anthony (2008-2009)
 REYNOLDS, Allie (1942-46)
 REYNOLDS, Bob (1975)
RHOADS, Robert (1903-09)
 RHODES, Arthur (2005)
 RHOMBERG, Kevin (1982-84)
 RICE, Edgar (1934)
 RIDDLEBERGER, Dennie (1972)
 RIDZIK, Steve (1958)
 RIGDON, Paul (2000)
 RIGGAN, Jerrod (2002-03)
 RINCON, Juan (2008)
 RINCON, Ricardo (1999-2002)
 RIPKEN, Billy (1995)
 RISKE, David (1999-2005)
 RITTER, Reggie (1986-87)
 RITTWAGE, Jim (1970)
 RIVAS, Luis (2007)
 ROA, Joe (1995-96)
 ROBBINS, Jake (2004)
 ROBERTS, Bip (1997)
 ROBERTS, Dave (1999-2001)
 ROBERTSON, Jeriome (2004)
 ROBINSON, Eddie (1942, '46-48, '57)
ROBINSON, Frank (1974-76)
 ROBINSON, Humberto (1959)
 ROCCO, Mlcey (1943-46)
 ROCKER, John (2001)
 RODGERS, Wilbur (1915)
 RODRIGUEZ, Nerio (2002)
 RODRIGUEZ, Ricardo (2002-03)
 RODRIGUEZ, Rich (2001)
 RODRIGUEZ, Rick (1988)
 ROGERS, Esmil (2012)
 ROHDE, Dave (1992)
 ROHN, Dan (1986)
 ROHR, Billy (1968)
 ROLLINS, Rich (1970)
 ROMAN, Jose (1984-86)
ROMANO, John (1960-64)
 ROMERO, Niuman (2009)
 ROMERO, Ramon (1984-85)
 ROMO, Vicente (1968-69)
 ROOF, Phil (1965)
 ROSAR, Buddy (1943-44)
 ROSELLO, Dave (1979-81)
ROSEN, Al (1947-56)
 ROSENTHAL, Larry (1941)
 ROSS, Don (1945-46)
 ROSSMAN, Claude (1904, 1906)
 ROTH, Robert (1915-18)
 ROTHEL, Robert (1945)
 ROTTINO, Vinny (2012)
 ROUSE, Mike (2007)
 ROY, Luther (1924-25)
 ROZEK, Dick (1950-52)
 RUDOLPH, Don (1962)
 RUHLE, Vern (1985)
 RUNDLES, Richard (2008-09)
 RUSSELL, Jack (1932)
 RUSSELL, Jeff (1994)
 RUSSELL, Lloyd (1938)
 RUSZKOWSKI, Hank (1944-45, 1947)
 RUTHERFORD, Jim (1910)
 RYAN, Buddy (1912-13)
 RYAN, Jack (1908)
-
- S**
- SABATHIA, C.C. (2001-08)
 SADLER, Carl (2002-03)
 SALAS, Mark (1989)
 SALMON, Chico (1964-68)
 SALVESON, John (1943, 1945)
 SANDERS, Ken (1973-74)
 SANTANA, Carlos (2010-)
 SANTANA, Rafael (1990)
 SANTIAGO, Jose G. (1954-55)
 SANTIAGO, Jose R. (2003)
 SANTOS, Angel (2003)
 SAUERBECK, Scott (2005-06)
 SCHAEFER, Herman (1918)
 SCHAFFERNOTH, Joe (1961)
 SCHATZEDER, Dan (1988)
 SCHEIBECK, Frank (1901)
 SCHEINBLUM, Richie (1965, 1967-69)
 SCHLUETER, Norman (1944)
 SCHRECKENGOST, Ossee (1902)
 SCHROM, Ken (1986-87)
 SCHULZE, Don (1984-86)
 SCHWARTZ, William (1904)
SCORE, Herb (1955-59)
 SCOTT, Ed (1901)
 SCUDDER, Scott (1992-93)
 SEANEZ, Rudy (1989-91)
 SEDDON, Chris (2012)

CLEVELAND INDIANS ALL-TIME ROSTER (continued)

| | | | |
|-------------------------------------|---------------------------------|---------------------------------------|---|
| SEEDS, Robert (1930-32, 1934) | SMITH Syd (1910-11) | STOVALL, George (1904-11) | THOMAS, Gorman (1983) |
| SEEREY, Pat (1943-48) | SMITH, Tommy (1973-76) | STOVALL, Jesse (1903) | THOMAS, Stan (1976) |
| SEGUI, David (2000) | SMITH, Willie (1967-68) | STREIT, Oscar (1902) | THOMAS, Valmy (1961) |
| SEITZER, Kevin (1996-97) | SNYDER, Cory (1986-90) | STRICKLAND, George (1952-57, 1959-60) | THOMASON, Arthur (1910) |
| SELBY, Bill (2000, 2002-03) | SNYDER, Earl (2002) | STRICKLAND, Jim (1975) | THOME, Jim (1991-2002, 2011) |
| SEPKOWSKI, Ted (1942, 1946-47) | SNYDER, Russ (1968-69) | STRIKER, Jake (1959) | THOMPSON, Rich (1985) |
| SEWELL, Joe (1920-30) | SODD, William (1937) | STROM, Brent (1973) | THOMPSON, Ryan (1996) |
| SEWELL, Luke (1921-32, 1939) | SOLTERS, Julius (1937-39) | STROMME, Floyd (1939) | THONEY, Jack (1902-03) |
| SEXSON, Richie (1997-2000) | SORENSEN, Lary (1982-83) | SUAREZ, KEN (1968-69, 1971) | THORNTON, Andre (1977-79, 1981-87) |
| SEYFRIED, Gordon (1963-64) | SORENSEN, Zach (2003) | SUCHE, Charles (1938) | TIANT, Luis (1964-69) |
| SHANER, Walter (1923) | SORRELLS, Ray (1922) | SUDAKIS, Bill (1975) | TIDROW, Dick (1972-74) |
| SHAUTE, Joe (1922-30) | SORRENTO, Paul (1992-95) | SULLIVAN, Dennis (1908-09) | TIEFENAUER, Bob ('60, '65, '67) |
| SHAW, Jeff (1990-92) | SOTHORON, Allen (1921-22) | SULLIVAN, James (1923) | TIMMERMAN, Tom (1973-74) |
| SHAY, Danny (1901) | SOUTHWORTH, William (1913,1915) | SULLIVAN, Paul (1939) | TINGLEY, Ron (1988) |
| SHEAFFER, Danny (1989) | SOWERS, Jeremy (2006-10) | SULLIVAN, William (1936-37) | TIPTON, Joe (1948, 52-53) |
| SHIELDS, Francis (1915) | SPEAKER, Tris (1916-26) | SUMMA, Homer (1922-28) | TODD, Jess (2009-10) |
| SHILLING, James (1939) | SPEECE, Byron (1925-26) | SUSCE, George (1941-44) | TOLSON, Charles (1925) |
| SHINAULT, Enoch (1921-22) | SPEED, Horace (1978-79) | SUTCLIFFE, Rick (1982-84) | TOMANEK, Dick (1953-54, 1957-58) |
| SHIPKE, William (1906) | SPEIER, Justin (2000-01) | SUTHERLAND, Darrell (1968) | TOMLIN, Josh (2010-) |
| SHOFFNER, Milburn (1929-31) | SPENCER, Roy (1933-34) | SUTTON, Drew (2010) | TOREGAS, Wyatt (2009) |
| SHOPPACH, Kelly (2006-09) | SPENCER, Shane (2003) | SWAN, Russ (1994) | TORKELESON, Chester (1917) |
| SHUEY, Paul (1994-2002) | SPIKES, Charlie (1973-77) | SWINDELL, Greg (1986-91, 1996) | TORRES, Rosendo (1973-74) |
| SIEBERT, Sonny (1964-69) | SPILLNER, Dan (1978-84) | SWINDELL, Joshua (1911, 1913) | TOWNSEND, Jack (1906) |
| SIKORSKI, Brian (2006) | SPRADLIN, Jerry (1999) | | TRABER, Billy (2003) |
| SIMPSON, Harry (1951-53, 1955) | SPRING, Jack (1965) | T | TREADWAY, Jeff (1993) |
| SIMS, Duke (1964-70) | SPRINGER, Steve (1990) | TABLET, Pat (1983-88) | TRESH, Mike (1949) |
| SIPP, Tony (2009-) | SPRINZ, Joe (1930-31) | TADANO, Kazuhito (2004-05) | TRILLO, Manny (1983) |
| SITTON, Carl (1909) | SPURGEON, Fred (1924-27) | TALBOT, Mitch (2010-) | TROSKY, Hal (1933-41) |
| SIZEMORE, Grady (2004-) | STANFORD, Jason (2003-07) | TALLET, Brian (2002-03, 2005) | TROUPE, Quincy (1952) |
| SKALSKI, Joe (1989) | STANGE, Lee (1964-66) | TAM, Jeff (1999) | TUCKER, Ollie (1928) |
| SKINNER, Joel (1989-91) | STANLEY, Fred (1971-72) | TANNER, Chuck (1959-60) | TUCKER, Scooter (1995) |
| SLATTERY, John (1903) | STANTON, Mike (1980-81) | TASBY, Willie (1962-63) | TUCKER, Thurman (1948-51) |
| SLOCUM, Brian (2006, 2008) | STARK, Monroe (1909) | TAUBENSEE, Eddie (1991, 2001) | TURCHIN, Edward (1943) |
| SLOCUMB, Heathcliff (1993) | STARNAGLE, George (1902) | TAVAREZ, Julian (1993-96) | TURNER, Chris (1999) |
| SMILEY, John (1997) | STEEN, Bill (1912-15) | TAVENER, John (1929) | TURNER, Matt (1994) |
| SMITH, AI (1953-57, 1964) | STEINER, Jim (1945) | TAYLOR, Luther (1902) | TURNER, Terry (1904-18) |
| SMITH, Alfred (1940-45) | STEPHENS, Bryan (1947) | TAYLOR, Ron (1962) | TYNER, Jason (2008) |
| SMITH, Charles (1902) | STEPHENSON, Riggs (1921-25) | TEBBETTS, Birdie (1951-52) | TYRIVER, Dave (1962) |
| SMITH, Clarence (1916-17) | STEVENS, Dave (1999) | TEDROW, Allen (1914) | |
| SMITH, Clay (1938) | STEVENS, Lee (2002) | TEMPLE, John (1960-61) | U |
| SMITH, Elmer (1914-17, 1919-21) | STEWART, Sammy (1987) | TERRY, Ralph (1965) | UHLAENDER, Ted (1970-71) |
| SMITH, Joe (2009-) | STEWART, Scott (2004) | THIELMAN, John (1907-08) | UHLE, George (1919-28, 1936) |
| SMITH, Robert (1959) | STEWART, Walter (1935) | THOMAS, Carl (1960) | UJDUR, Jerry (1984) |
| SMITH, Roy (1984-85) | STIGMAN, Dick (1960-61) | THOMAS, Chester (1918-21) | UNDERHILL, Vern (1927-28) |
| SMITH, W. Roy (2001-02) | STIRNWEISS, George (1951-52) | THOMAS, Fay (1931) | UNSER, Dell (1972) |
| SMITH, Sherrod (1922-27) | STODDARD, Tim (1989) | | UPP, George (1909) |

UPSHAW, Cecil (1974)
UPSHAW, Willie (1988)
USHER, Bob (1957)
USSAT, Bill (1925, 1927)

V

VAIL, Mike (1978)
VALBUENA, Luis (2009-11)
VALDEZ, Efrain (1990-91)
VALDEZ, Sergio (1990-91)
VALENTINETTI, Vito (1957)
VALO, Elmer (1959)
VAN CAMP, Al (1928)
VANDE BERG, Ed (1987)
VANDER MEER, John (1951)
VARNEY, Lawrence (1902)
VASBINDER, M. Calhoun (1902)
VAZQUEZ, Ramon (2005-06)
VELANDIA, Jorge (2008)
VELEZ, Otto (1983)
VERAS, Jose (2009)
VERNON, Mickey (1949-50, 1958)
VERSALLES, Zoilo (1969)
VERYZER, Tom (1978-81)
VIDAL, Jose (1966-68)
VILLONE, Ron (1998)
VINSON, Ernest (1904-05)
VIZCAINO, Jose (1996)
VIZCAINO, Luis (2009)
VIZQUEL, Omar (1994-2004)
VON OHLEN, Dave (1985)
VOSMIK, Joe (1930-36)
VUKOVICH, George (1983-85)

W

WADDELL, Tom (1984-85, 1987)
WAGNER, Leon (1964-68)
WAGNER, Paul (1999)
WAITS, Rick (1975-83)
WAKEFIELD, Howard (1905, 1907)
WALKER, Edward (1902-03)
WALKER, Fred (1912)
WALKER, Gerald (1941)
WALKER, James (1912, 1915)
WALKER, Jerry (1963-64)
WALKER, Mike (1988, 1990-91)
WALTERS, Al (1924-25)
WAMBSGANSS, Bill (1914-23)
WARD, Aaron (1928)
WARD, Colby (1990)
WARD, Preston (1956-58)
WARD, Turner (1990-91)
WARDLE, Curt (1985)
WASDELL, Jim (1946-47)
WASHINGTON, Ron (1988)
WATSON, Mark (2000)
WAYENBERG, Frank (1924)
WEATHERLY, Roy (1936-42)
WEATHERS, Dave (1997)
WEAVER, Floyd (1962, 65)
WEBB, James (1938-39)
WEBBER, Les (1946, 48)
WEBSTER, Mitch (1990-91)
WEBSTER, Ray (1959)
WEIGEL, Ralph (1946)
WEIK, Dick (1950, 53)
WEILAND, Robert (1934)
WEINGARTNER, Elmer (1945)
WELF, Oliver (1916)
WENSLOFF, Charles (1948)
WERTZ, Bill (1993-94)
WERTZ, Vic (1954-58)
WEST, James (1905, 11)
WESTBROOK, Jake (2001-10)
WESTLAKE, Wally (1952-55)
WEYHING, August (1901)
WHEELER, Dan (2012)
WHEELER, Ed (1945)
WHISENANT, Pete (1960)
WHITE, Alex (2011)
WHITE, Rick (2004)
WHITEHILL, Earl (1937-38)
WHITEN, Mark (1991-92, '98-00)
WHITFIELD, Fred (1963-67)
WHITSON, Ed (1982)
WICKANDER, Kevin (1989-90, 1992-93)
WICKMAN, Bob (2000-06)
WIGHT, Bill (1953, 55)
WIHTOL, Sandy (1979-80, 1982)
WILCOX, Mit (1972-74)
WILHELM, Hoyt (1957-58)
WILIE, Denney (1915)
WILKINS, Eric (1979)
WILKINSON, Roy (1918)

WILKS, Ted (1952-53)
WILLARD, Jerry (1984-85)
WILLIAMS, Alva (1918)
WILLIAMS, Brian (2000)
WILLIAMS, Dick (1957)
WILLIAMS, Eddie (1986-88)
WILLIAMS, Fred (1945)
WILLIAMS, Matt (1997)
WILLIAMS, Reggie (1988)
WILLIAMS, Stan (1965, 1967-69)
WILLIAMS, Walt (1973)
WILLIS, Les (1947)
WILLS, Frank (1986-87)
WILSON, Arthur (1921)
WILSON, Bob (1960)
WILSON, Enrique (1997-2000)
WILSON, Francis (1928)
WILSON, Jim (1985)
WILSON, Nigel (1996)
WINCHELL, Fred (1909)
WINEGARNER, Ralph (1930, 1932, 1934-36)
WINFIELD, Dave (1995)
WINN, George (1922-23)
WISE, Rick (1978-79)
WITT, Bobby (2000)
WOHLERS, Mark (2002)
WOJNA, Ed (1989)
WOLF, Ernest (1912)
WOLFF, Roger (1947)
WOOD, Joe (1917-22)
WOOD, Kerry (2009-10)
WOOD, Robert (1901-02)
WOOD, Roy (1914-15)
WOODARD, Steve (2000-01)
WOODSHICK, Hal (1958)
WOODLING, Gene (1943, 1946, 1955-57)
WORKMAN, Charles (1938, 1941)
WORRELL, Tim (1998)
WORTHINGTON, Craig (1992)
WRIGHT, Albert (1935)
WRIGHT, Clarence (1902-03)
WRIGHT, Jamey (2010)
WRIGHT, Jaret (1997-2002)
WRIGHT, William (1909)
WYATT, Loral (1924)

WYATT, Whitlow (1937)
WYNN, Early (1949-57, 1963)

Y

YEAGER, George (1901)
YETT, Rich (1986-89)
YINGLING, Earl (1911)
YORK, Michael (1991)
YOTER, Elmer (1924)
YOUNG, Bobby (1955-56)
YOUNG, Cliff (1993)
YOUNG, Cy (1909-11)
YOUNG, Ernie (2004)
YOUNG, George (1913)
YOUNG, Matt (1993)
YOUNG, Mike (1989)
YOWELL, Carl (1924-25)

Z

ZINN, James (1929)
ZOLDAK, Sam (1948-50)
ZUBER, William (1936, 1938-40)
ZUVELLA, Paul (1988-89)
ZUVERINK, George (1951-52)

INDIANS RETIRED UNIFORM NUMBERS

BOB FELLER — #19

19

Arguably the greatest right-handed pitcher of all-time, the Van Meter, Iowa native joined the Indians as a 17 year-old in 1936 and played 18 years with the Tribe. Feller compiled a lifetime record of 266-162 with a 3.25 ERA. He is the Indians all-time leader in shutouts (46), innings pitched (3,827), wins (266) and strikeouts (2,581).

Bob appeared in 8 All-Star games, more than any player in the history of the Indians and started the 1941 and 1946 games.

Feller won twenty or more games six times and won a career-best 27 games in 1940. Bob also led the league in strikeouts seven times and in 1946 he won 26 games and struck out 348 in 371.1 innings and the 348 strikeouts is still a single-season team record.

“Rapid Robert” tossed three no-hitters in his career. Feller’s first no-hitter came on April 16, 1940 in a 1-0 victory at Chicago in 30-degree weather and it remains as major league baseball’s only opening day, no-hitter.

Bob lost three years of his career serving in the military (1942-44) and saw limited action in 1945.

Bob Feller’s #19 was retired by the Indians in 1957, the first number retired by the club, and he was elected to baseball’s Hall of Fame in 1962. Bob passed away on December 15, 2010 at the age of 92.

| YEAR | CLUB | W | L | ERA | G | GS | CG | SHO | SV | IP | H | BB | SO |
|--------------------|-----------|------------|------------|-------------|------------|------------|------------|-----------|-----------|---------------|-------------|-------------|-------------|
| 1936 | CLEVELAND | 5 | 3 | 3.34 | 14 | 8 | 5 | 0 | 1 | 62.0 | 52 | 47 | 76 |
| 1937 | CLEVELAND | 9 | 7 | 3.39 | 26 | 19 | 9 | 0 | 1 | 148.2 | 116 | 106 | 150 |
| 1938 | CLEVELAND | 17 | 11 | 4.08 | 39 | 36 | 20 | 2 | 1 | 277.2 | 225 | 208 | *240 |
| 1939 | CLEVELAND | *24 | 9 | 2.85 | 39 | 35 | *24 | 4 | 1 | *296.2 | 227 | 142 | *246 |
| 1940 | CLEVELAND | *27 | 11 | *2.61 | *43 | 37 | *31 | *4 | 4 | *320.1 | 245 | 118 | *261 |
| 1941 | CLEVELAND | *25 | 13 | 3.15 | *44 | 40 | 28 | *6 | 2 | *343.0 | 284 | 194 | *260 |
| 1945 | CLEVELAND | 5 | 3 | 2.50 | 9 | 9 | 7 | 1 | 0 | 72.0 | 50 | 35 | 59 |
| 1946 | CLEVELAND | *26 | 15 | 2.18 | *48 | 42 | *36 | *10 | 4 | *371.1 | 277 | 153 | *348 |
| 1947 | CLEVELAND | *20 | 11 | 2.68 | 42 | 37 | 20 | *5 | 3 | *299.0 | 230 | 127 | *196 |
| 1948 | CLEVELAND | 19 | 15 | 3.56 | 44 | 38 | 18 | 2 | 3 | 280.1 | 255 | 116 | *164 |
| 1949 | CLEVELAND | 15 | 14 | 3.75 | 36 | 28 | 15 | 0 | 0 | 211.0 | 198 | 84 | 108 |
| 1950 | CLEVELAND | 16 | 11 | 3.43 | 35 | 34 | 16 | 3 | 0 | 247.0 | 230 | 103 | 119 |
| 1951 | CLEVELAND | *22 | 8 | 3.50 | 33 | 32 | 16 | 4 | 0 | 249.2 | 239 | 95 | 111 |
| 1952 | CLEVELAND | 9 | 13 | 4.74 | 30 | 30 | 11 | 0 | 0 | 191.2 | 219 | 83 | 81 |
| 1953 | CLEVELAND | 10 | 7 | 3.59 | 25 | 25 | 10 | 1 | 0 | 175.2 | 163 | 60 | 60 |
| 1954 | CLEVELAND | 13 | 3 | 3.09 | 19 | 19 | 9 | 1 | 0 | 140.0 | 127 | 39 | 59 |
| 1955 | CLEVELAND | 4 | 4 | 3.47 | 25 | 11 | 2 | 1 | 0 | 83.0 | 71 | 31 | 25 |
| 1956 | CLEVELAND | 0 | 4 | 4.97 | 19 | 4 | 2 | 0 | 1 | 58.0 | 63 | 23 | 18 |
| M.L. Totals | | 266 | 162 | 3.25 | 570 | 484 | 279 | 44 | 21 | 3827.0 | 3271 | 1764 | 2581 |

WORLD SERIES RECORD

| YEAR | CLUB | W | L | ERA | G | GS | CG | SHO | SV | IP | H | BB | SO |
|------|-----------|---|---|------|---|----|----|-----|----|------|----|----|----|
| 1948 | CLEVELAND | 0 | 2 | 5.02 | 2 | 2 | 1 | 0 | 0 | 14.1 | 10 | 5 | 7 |

* Led American League

FELLER DEBUT

July 19, 2001 marked the 65th anniversary of Bob Feller’s debut with the Indians on July 19, 1936. Bob took his big league bow in a relief appearance at Washington. The next month, Bob made his starting debut and recorded 15 strikeouts as Cleveland beat the St. Louis Browns 4-1 at League Park.

MEL HARDER — #18

18

Mel Harder's career spanned 20 seasons, the most by any player in Indians history. The Beemer, Nebraska native broke into the majors with the Indians in 1928 and he concluded his career after the 1947 season with a 223-186 record and a 3.80 ERA. He appeared in 582 games, more than any other Indians player and his 223 victories trails only Feller on the Indians all-time list.

Harder, a four-time A.L. All-Star played in the mid-summer classic in 1934 through 1937. Mel collected twenty victories twice, in 1934 (20-12) and 1935 (22-11) and reached double figures in victories 14 times. From 1932-39 Harder tossed more than 200 innings and won at least 15 games in each of those years. Mel is in the Indians all-time top ten in IP, shutouts, wins, strikeouts and games.

Harder led the Indians in innings pitched four times (1933-35 and 1937), wins five times (1934-35, 1937, 1938 and 1944), ERA four times (1933-35 and 1938), strikeouts three times (1933, 1935 and 1942) and complete games twice (1935 and 1944). After his playing career, he was the pitching coach for the Tribe from 1948-63.

Mel Harder's #18 was retired by the Indians in 1990. Mel passed away at the age of 93 on October 20, 2002.

| YEAR | CLUB | W | L | ERA | G | GS | CG | SHO | SV | IP | H | BB | SO |
|--------------------|-----------|------------|------------|-------------|------------|------------|------------|-----------|-----------|---------------|-------------|-------------|-------------|
| 1928 | CLEVELAND | 0 | 2 | 6.61 | 23 | 1 | 0 | 0 | 1 | 49.0 | 64 | 32 | 15 |
| 1929 | CLEVELAND | 1 | 0 | 5.60 | 11 | 0 | 0 | 0 | 0 | 17.2 | 24 | 5 | 4 |
| 1930 | CLEVELAND | 11 | 10 | 4.21 | 36 | 19 | 7 | 0 | 2 | 175.1 | 205 | 68 | 45 |
| 1931 | CLEVELAND | 13 | 14 | 4.36 | 40 | 24 | 9 | 0 | 1 | 194.0 | 229 | 72 | 63 |
| 1932 | CLEVELAND | 15 | 13 | 3.75 | 39 | 32 | 17 | 1 | 0 | 254.2 | 277 | 68 | 90 |
| 1933 | CLEVELAND | 15 | 17 | *2.95 | *43 | 31 | 14 | 2 | 4 | 253.0 | 254 | 67 | 81 |
| 1934 | CLEVELAND | 20 | 12 | 2.61 | 44 | 29 | 17 | *6 | 4 | 255.1 | 246 | 81 | 91 |
| 1935 | CLEVELAND | 22 | 11 | 3.29 | 42 | 35 | 17 | 4 | 2 | 287.1 | 313 | 53 | 95 |
| 1936 | CLEVELAND | 15 | 15 | 5.17 | 36 | 30 | 13 | 0 | 1 | 224.2 | 294 | 71 | 84 |
| 1937 | CLEVELAND | 15 | 12 | 4.28 | 38 | 30 | 13 | 0 | 2 | 233.2 | 269 | 86 | 95 |
| 1938 | CLEVELAND | 17 | 10 | 3.83 | 38 | 29 | 15 | 2 | 4 | 240.0 | 257 | 62 | 102 |
| 1939 | CLEVELAND | 15 | 9 | 3.50 | 29 | 26 | 12 | 1 | 1 | 208.0 | 213 | 64 | 67 |
| 1940 | CLEVELAND | 12 | 11 | 4.06 | 31 | 25 | 5 | 0 | 0 | 186.1 | 200 | 59 | 76 |
| 1941 | CLEVELAND | 5 | 4 | 5.24 | 15 | 10 | 1 | 0 | 1 | 68.2 | 79 | 37 | 21 |
| 1942 | CLEVELAND | 13 | 14 | 3.44 | 29 | 29 | 13 | 4 | 0 | 198.2 | 179 | 82 | 74 |
| 1943 | CLEVELAND | 8 | 7 | 3.06 | 19 | 18 | 6 | 1 | 0 | 135.1 | 126 | 61 | 40 |
| 1944 | CLEVELAND | 12 | 10 | 3.71 | 30 | 27 | 12 | 2 | 0 | 196.1 | 211 | 69 | 64 |
| 1945 | CLEVELAND | 3 | 7 | 3.67 | 11 | 11 | 2 | 0 | 0 | 76.0 | 93 | 23 | 16 |
| 1946 | CLEVELAND | 5 | 4 | 3.41 | 13 | 12 | 4 | 1 | 0 | 92.1 | 85 | 31 | 21 |
| 1947 | CLEVELAND | 6 | 4 | 4.50 | 15 | 15 | 4 | 1 | 0 | 80.0 | 91 | 27 | 17 |
| M.L. Totals | | 223 | 186 | 3.80 | 582 | 433 | 181 | 25 | 23 | 3426.1 | 3706 | 1118 | 1161 |

* Led American League

EARL AVERILL — #3**3**

Earl Averill played 13 seasons in the majors, 11 of those with the Indians. The Snohomish, Washington native broke into the league with the Tribe in 1929 and homered in his first plate appearance on April 16, 1929 and he batted .331 his rookie year. Earl retired after the 1941 season with a .318 lifetime average.

Averill was a six-time A.L. All-Star and started in the mid-summer classic three times, in 1936, '37 and '38. The left-handed hitting outfielder led the league with 232 hits and 15 triples in 1936. In 1931 he scored 140 runs which still represents an Indians single-season record.

Earl is the Indians all-time leader in runs scored (1,154), triples (121), home runs (226), extra-base hits (724), and total bases (3,200). Averill is one of six Tribe players to have hit for the cycle. He did it on August 17, 1933 vs. Philadelphia.

Earl was the first Indians player to homer three times in one game as he cracked three round-trippers on September 17, 1930 in consecutive at-bats. He collected 32 homers in 1931 and '32 and 143 RBIs in 1931. Both represent season-highs by a Tribe centerfielder.

Earl Averill's #3 was retired by the Indians in 1975, the same year that he was elected to the Baseball Hall of Fame. He passed away on August 16, 1983 at the age of 81.

| YEAR | CLUB | AVG | G | AB | R | H | 2B | 3B | HR | RBI | BB | SO | SB |
|--------------------|-----------|-------------|-------------|-------------|-------------|-------------|------------|------------|------------|-------------|------------|------------|-----------|
| 1929 | CLEVELAND | .332 | 151 | 597 | 110 | 198 | 43 | 13 | 18 | 96 | 63 | 53 | 13 |
| 1930 | CLEVELAND | .339 | 139 | 534 | 102 | 181 | 33 | 8 | 19 | 119 | 56 | 48 | 10 |
| 1931 | CLEVELAND | .333 | 155 | 627 | 140 | 209 | 36 | 10 | 32 | 143 | 68 | 38 | 9 |
| 1932 | CLEVELAND | .314 | 153 | 631 | 116 | 198 | 37 | 14 | 32 | 124 | 75 | 40 | 5 |
| 1933 | CLEVELAND | .301 | 151 | 599 | 83 | 180 | 39 | 16 | 11 | 92 | 54 | 29 | 3 |
| 1934 | CLEVELAND | .313 | 154 | 598 | 128 | 187 | 48 | 6 | 31 | 113 | 99 | 44 | 5 |
| 1935 | CLEVELAND | .288 | 140 | 563 | 109 | 162 | 34 | 13 | 19 | 79 | 70 | 58 | 8 |
| 1936 | CLEVELAND | .378 | 152 | 614 | 136 | *232 | 39 | *15 | 28 | 126 | 65 | 35 | 3 |
| 1937 | CLEVELAND | .299 | 156 | 609 | 121 | 182 | 33 | 11 | 21 | 92 | 88 | 65 | 5 |
| 1938 | CLEVELAND | .330 | 134 | 482 | 101 | 159 | 27 | 15 | 14 | 93 | 81 | 48 | 5 |
| 1939 | CLEVE/Det | .264 | 111 | 364 | 66 | 96 | 28 | 6 | 11 | 65 | 49 | 42 | 4 |
| 1940 | Detroit | .280 | 64 | 118 | 10 | 33 | 4 | 1 | 2 | 20 | 5 | 14 | 0 |
| 1941 | Boston | .117 | 8 | 17 | 2 | 2 | 0 | 0 | 0 | 2 | 1 | 4 | 0 |
| M.L. Totals | | .318 | 1668 | 6353 | 1224 | 2019 | 401 | 128 | 238 | 1164 | 775 | 518 | 69 |

WORLD SERIES RECORD

| YEAR | CLUB | AVG | G | AB | R | H | 2B | 3B | HR | RBI | BB | SO | SB |
|------|---------|------|---|----|---|---|----|----|----|-----|----|----|----|
| 1940 | Detroit | .000 | 3 | 3 | 0 | 0 | 0 | 0 | 0 | 0 | 0 | 0 | 0 |

* Led American League

LOU BOUDREAU — #5

5

The Hall of Fame shortstop played in the majors for 15 seasons, 13 of those with the Indians, two with Boston. Lou was the Indians player-manager from 1942-1950 and led the Indians to their last World Championship in 1948.

With Boudreau at the helm, the Indians went 728-649 and he remains the all-time winningest manager in Tribe history. Lou also managed in Boston from 1952-54, in Kansas City from 1955-57 and he managed the Cubs in 1960.

Boudreau appeared in seven All-Star games, including three starting assignments in 1942, 1947 and 1948. In 1944 he led the A.L. with a .327 average and led the league in doubles three times with 45 two-baggers in 1941, 1944 and 1947.

Lou is in the Indians all-time top ten in games, ABs, hits, runs, doubles, RBI and extra-base hits.

In the championship season of 1948, Lou enjoyed his best season. He batted .355 with 18 home runs and 116 RBI. He collected 98 walks and struck out only 9 times in 560 at-bats.

Lou Boudreau's #5 was retired by the Indians in 1970, the same year that the Harvey, Illinois native was elected into baseball's Hall of Fame. Boudreau died on August 10, 2001 in Frankfort, IL at the age of 83.

| YEAR | CLUB | AVG | G | AB | R | H | 2B | 3B | HR | RBI | BB | SO | SB |
|--------------------|-----------|-------------|-------------|-------------|------------|-------------|------------|-----------|-----------|------------|------------|------------|-----------|
| 1938 | CLEVELAND | .000 | 1 | 1 | 0 | 0 | 0 | 0 | 0 | 0 | 1 | 0 | 0 |
| 1939 | CLEVELAND | .258 | 53 | 225 | 42 | 58 | 15 | 4 | 0 | 19 | 28 | 24 | 2 |
| 1940 | CLEVELAND | .295 | 155 | 627 | 97 | 185 | 46 | 10 | 9 | 101 | 73 | 39 | 6 |
| 1941 | CLEVELAND | .257 | 148 | 579 | 95 | 149 | *45 | 8 | 10 | 56 | 85 | 57 | 9 |
| 1942 | CLEVELAND | .283 | 147 | 506 | 57 | 143 | 18 | 10 | 2 | 58 | 75 | 39 | 7 |
| 1943 | CLEVELAND | .286 | 152 | 539 | 69 | 154 | 32 | 7 | 3 | 67 | 90 | 31 | 4 |
| 1944 | CLEVELAND | *.327 | 150 | 584 | 91 | 191 | *45 | 5 | 3 | 67 | 73 | 39 | 11 |
| 1945 | CLEVELAND | .307 | 97 | 345 | 50 | 106 | 24 | 1 | 3 | 48 | 35 | 20 | 0 |
| 1946 | CLEVELAND | .293 | 140 | 515 | 51 | 151 | 30 | 6 | 6 | 62 | 40 | 14 | 6 |
| 1947 | CLEVELAND | .307 | 150 | 538 | 79 | 165 | *45 | 3 | 4 | 67 | 67 | 10 | 1 |
| 1948 | CLEVELAND | .355 | 152 | 560 | 116 | 199 | 34 | 6 | 18 | 106 | 98 | 9 | 3 |
| 1949 | CLEVELAND | .284 | 134 | 475 | 53 | 135 | 20 | 3 | 4 | 60 | 70 | 10 | 0 |
| 1950 | CLEVELAND | .269 | 81 | 260 | 23 | 70 | 13 | 2 | 1 | 29 | 31 | 5 | 1 |
| 1951 | Boston | .267 | 82 | 273 | 37 | 73 | 18 | 1 | 5 | 47 | 30 | 12 | 1 |
| 1952 | Boston | .000 | 4 | 2 | 1 | 0 | 0 | 0 | 0 | 2 | 0 | 0 | 0 |
| M.L. Totals | | .295 | 1646 | 6029 | 861 | 1779 | 385 | 66 | 68 | 789 | 796 | 309 | 51 |

WORLD SERIES RECORD

| YEAR | CLUB | AVG | G | AB | R | H | 2B | 3B | HR | RBI | BB | SO | SB |
|------|-----------|------|---|----|---|---|----|----|----|-----|----|----|----|
| 1948 | CLEVELAND | .273 | 6 | 22 | 1 | 6 | 4 | 0 | 0 | 3 | 1 | 1 | 0 |

* Led American League

MOST VALUABLE PLAYER VOTES

Since the establishment of the current Most Valuable Player awards in 1931, six players have accumulated 400 or more MVP votes in a Tribe uniform. The group is led by Hall of Famers Lou Boudreau and Bob Feller. Boudreau garnered 896 votes from 1940-1949 and won the award in 1948. Feller earned 838 votes from 1939-1951. Albert Belle gained 835 votes from 1992-1996. Bob Lemon had 559 votes from 1948-1956. Manny Ramirez had 480 votes from 1995-2000. Al Rosen had 414 votes from 1950-1954 and won the award in 1953.

LARRY DOBY— #14**14**

On July 3, 1947, Indians owner Bill Veeck signed Larry Doby to a major league contract. Two days later he appeared in his first American League game, becoming the first African American player in the league. This trailblazer enjoyed a magnificent 13-year big league career, ten of those seasons were spent in Cleveland with the Tribe.

Larry helped lead the Indians to their last World Championship in 1948. In the '48 W.S. he batted a team-leading .318 and his 400-foot homer off the Braves Johnny Sain won Game 4 for the Indians. In 1950 he was recognized as the game's best centerfielder by The Sporting News. He led the AL in home runs (32) and RBI (126) in 1954 and Larry was a six-time All-Star spanning 1949-1954.

Prior to joining the Indians, Doby was a standout for the Newark Eagles of the Negro National League. In 1946, Doby led the Eagles to the World Championship, batting .397. He was hitting .414 with the Eagles in '47 before signing with the Indians.

Larry finished his outstanding major league career following the 1959 season. In his career he clubbed 253 home runs, collected 970 RBI and owned a .283 (1515-5348) batting average.

Larry Doby's #14 was retired by the Indians on July 3, 1994, exactly 47 years after he shattered the race barrier in the American League. Was enshrined into the National Baseball Hall of Fame in 1998. Larry passed away at the age of 79 on June 18, 2003.

| YEAR | CLUB | AVG | G | AB | R | H | 2B | 3B | HR | RBI | BB | SO | SB |
|--------------------|---------------|-------------|-------------|-------------|------------|-------------|------------|-----------|------------|------------|------------|-------------|-----------|
| 1947 | CLEVELAND | .156 | 29 | 32 | 3 | 5 | 1 | 0 | 0 | 2 | 1 | 11 | 0 |
| 1948 | CLEVELAND | .301 | 121 | 439 | 83 | 132 | 23 | 9 | 14 | 66 | 54 | 77 | 9 |
| 1949 | CLEVELAND | .280 | 147 | 547 | 106 | 153 | 25 | 3 | 24 | 85 | 91 | 90 | 10 |
| 1950 | CLEVELAND | .326 | 142 | 503 | 110 | 164 | 25 | 5 | 25 | 102 | 98 | 71 | 8 |
| 1951 | CLEVELAND | .295 | 134 | 447 | 84 | 132 | 27 | 5 | 20 | 69 | 101 | 81 | 4 |
| 1952 | CLEVELAND | .276 | 140 | 519 | *104 | 143 | 26 | 8 | *32 | 104 | 90 | 111 | 5 |
| 1953 | CLEVELAND | .263 | 149 | 513 | 92 | 135 | 18 | 5 | 29 | 102 | 96 | 121 | 3 |
| 1954 | CLEVELAND | .272 | 153 | 577 | 94 | 157 | 18 | 4 | *32 | *126 | 85 | 94 | 3 |
| 1955 | CLEVELAND | .291 | 131 | 491 | 91 | 143 | 17 | 5 | 26 | 75 | 61 | 100 | 2 |
| 1956 | Chicago (AL) | .269 | 140 | 504 | 89 | 135 | 22 | 3 | 24 | 102 | 102 | 105 | 0 |
| 1957 | Chicago (AL) | .288 | 119 | 416 | 57 | 120 | 27 | 2 | 14 | 79 | 56 | 79 | 2 |
| 1958 | CLEVELAND | .283 | 89 | 247 | 41 | 70 | 10 | 1 | 13 | 45 | 26 | 49 | 0 |
| 1959 | Det./Chi (AL) | .230 | 39 | 113 | 6 | 26 | 4 | 2 | 0 | 13 | 10 | 22 | 1 |
| M.L. Totals | | .283 | 1533 | 5348 | 960 | 1515 | 243 | 52 | 253 | 970 | 871 | 1011 | 47 |

WORLD SERIES RECORD

| YEAR | CLUB | AVG | G | AB | R | H | 2B | 3B | HR | RBI | BB | SO | SB |
|------|-----------|------|---|----|---|---|----|----|----|-----|----|----|----|
| 1948 | CLEVELAND | .318 | 6 | 22 | 1 | 7 | 1 | 0 | 1 | 2 | 2 | 4 | 0 |
| 1954 | CLEVELAND | .125 | 4 | 16 | 0 | 2 | 0 | 0 | 0 | 0 | 2 | 4 | 0 |

* Led American League

NEGRO LEAGUERS HIRED TO PLAY FOR THE INDIANS

No team brought more players from Negro League baseball to Major League Baseball than the Cleveland Indians. Beginning with Larry Doby in 1947, 15 former Negro Leaguers began careers with the Indians, concluding with Joe Caffie who debuted for Cleveland on September 19, 1956. In alphabetical order, the Negro Leaguers to debut with the Indians are Walt Bond, Caffie, Doby, Luke Easter, Billy Harrell, Dave Hoskins, Sam Jones, Minnie Minoso, Satchel Paige, Dave Pope, Larry Raines, Jose Santiago, Harry Simpson, Al Smith, and Quincy Troupe. (Source: **The Negro Leagues Book**)

BOB LEMON — #21

21

Bob Lemon spent his entire 15 year major league career with the Cleveland Indians. Lemon was converted to a pitcher after serving in the Navy in World War II after a stint at third base in the big leagues with the Tribe in 1941 & '42. After converting to pitcher, Lemon was a member of "The Big Four" and became one of the dominant AL starters over his

13-year pitching career during the late 1940s and 1950s.

Lemon's pitching prowess left him as one of the best pitchers in the history of the Indians franchise. His seven (7) 20-win seasons are the most by any pitcher in the history of the franchise. He currently ranks 3rd in Indians history in wins (207), innings (2850.0IP), strikeouts (1277), starts (350) and shutouts (31). He is 4th in club history in appearances (460) and complete games (188) and is 5th in winning percentage (.207-128, .618).

During the Tribe's last World Championship campaign of 1948, "Lem" went 20-14 with a 2.82 ERA and led the American League in complete games (20), shutouts (10) and innings pitched (293.2IP). The sinkerballer followed his regular season performance up with a 2-0 record in the World Series vs. the Boston Braves w/a 1.65 ERA in 2 starts. Overall, Lemon led the American League in wins three times, complete games five times, innings pitched four times and shutouts and strikeouts one time each. A 7-time AL All-Star, Lemon was named The Sporting News Pitcher of the Year in 1948, 1950 & 1954. An outstanding hitting pitcher, Lemon compiled a career average of .232 (274-1183) with 37 HR, which is one short of the All-Time record by a pitcher (Wes Ferrell-38). He owned a .284 (31-109) mark as a pinch-hitter.

After his playing career was over in 1958, Lemon managed for eight seasons in the majors with the KC Royals, Chicago White Sox and New York Yankees, compiling a mark of 430-403 (.516). He managed the New York Yankees to the World Series title in 1978 and the AL crown in 1981.

He was elected into the National Baseball Hall of Fame in 1976 and his number 21 was retired by the Indians on June 20, 1998.

Lemon passed away in Long Beach, California on January 11, 2000 after a lengthy illness.

| YEAR | CLUB | W | L | ERA | G | GS | CG | SHO | SV | IP | H | BB | SO |
|--------------------|-----------|------------|------------|-------------|------------|------------|------------|-----------|-----------|---------------|-------------|-------------|-------------|
| 1946 | CLEVELAND | 4 | 5 | 2.49 | 32 | 5 | 1 | 0 | 1 | 94.0 | 77 | 68 | 39 |
| 1947 | CLEVELAND | 11 | 5 | 3.44 | 37 | 15 | 6 | 1 | 3 | 167.1 | 150 | 97 | 65 |
| 1948 | CLEVELAND | 20 | 14 | 2.82 | 43 | 37 | *20 | *10 | 2 | *293.2 | 231 | 129 | 147 |
| 1949 | CLEVELAND | 22 | 10 | 2.99 | 37 | 33 | 22 | 2 | 1 | 279.2 | 211 | 137 | 138 |
| 1950 | CLEVELAND | *23 | 11 | 3.84 | 44 | *37 | *22 | 3 | 3 | *288.0 | *281 | 146 | *170 |
| 1951 | CLEVELAND | 17 | *14 | 3.52 | 42 | *34 | 17 | 1 | 2 | 263.1 | *244 | 124 | 132 |
| 1952 | CLEVELAND | 22 | 11 | 2.50 | 42 | *36 | *28 | 5 | 4 | *309.2 | 236 | 105 | 131 |
| 1953 | CLEVELAND | 21 | 15 | 3.36 | 41 | 36 | 23 | 5 | 1 | *286.2 | *283 | 110 | 98 |
| 1954 | CLEVELAND | *23 | 7 | 2.72 | 36 | 33 | *21 | 2 | 0 | 258.1 | 228 | 92 | 110 |
| 1955 | CLEVELAND | *18 | 10 | 3.88 | 35 | 31 | 5 | 0 | 2 | 211.1 | 218 | 74 | 100 |
| 1956 | CLEVELAND | 20 | 14 | 3.03 | 39 | 35 | *21 | 2 | 3 | 255.1 | 230 | 89 | 94 |
| 1957 | CLEVELAND | 6 | 11 | 4.60 | 21 | 17 | 2 | 0 | 0 | 117.1 | 129 | 64 | 45 |
| 1958 | CLEVELAND | 0 | 1 | 5.33 | 11 | 1 | 0 | 0 | 0 | 25.1 | 41 | 16 | 8 |
| M.L. Totals | | 207 | 128 | 3.23 | 460 | 350 | 188 | 31 | 22 | 2850.0 | 2559 | 1251 | 1277 |

WORLD SERIES RECORD

| YEAR | CLUB | W | L | ERA | G | GS | CG | SHO | SV | IP | H | BB | SO |
|------|-----------|---|---|------|---|----|----|-----|----|------|----|----|----|
| 1948 | CLEVELAND | 2 | 0 | 1.65 | 2 | 2 | 1 | 0 | 0 | 16.1 | 16 | 7 | 6 |
| 1954 | CLEVELAND | 0 | 2 | 6.75 | 2 | 2 | 1 | 0 | 0 | 13.1 | 16 | 8 | 11 |

* Led American League

CLEVELAND FINISHES 1901-2012

| YEAR | POSITION | W | L | GB | PCT. | MANAGER | A.L. CHAMPIONS |
|-------------|--------------|------------|-----------|--------------|-------------|-------------------------------|------------------|
| 1901 | Seventh | 54 | 82 | 29.0 | .397 | James R. McAleer | Chicago |
| 1902 | Fifth | 69 | 67 | 14 | .507 | William R. Armour | Philadelphia |
| 1903 | Third | 77 | 63 | 15 | .550 | William R. Armour | Boston |
| 1904 | Fourth | 86 | 65 | 7.5 | .570 | William R. Armour | Boston |
| 1905 | Fifth | 76 | 78 | 19 | .494 | Napoleon Lajoie | Philadelphia |
| 1906 | Third | 89 | 64 | 5 | .582 | Napoleon Lajoie | Chicago |
| 1907 | Fourth | 85 | 67 | 8 | .559 | Napoleon Lajoie | Detroit |
| 1908 | Second | 90 | 64 | .5 | .584 | Napoleon Lajoie | Detroit |
| 1909 | Sixth | 71 | 82 | 27.5 | .464 | Lajoie - James McGuire | Detroit |
| 1910 | Fifth | 71 | 81 | 32 | .467 | James McGuire | Philadelphia |
| 1911 | Third | 80 | 73 | 22 | .523 | McGuire - Geo. Stovall | Philadelphia |
| 1912 | Fifth | 75 | 78 | 30.5 | .490 | Harry Davis - J.L. Birmingham | Boston |
| 1913 | Third | 86 | 66 | 9.5 | .566 | J.L. Birmingham | Philadelphia |
| 1914 | Eighth | 51 | 102 | 48.5 | .333 | J.L. Birmingham | Philadelphia |
| 1915 | Seventh | 57 | 95 | 44.5 | .375 | Birmingham - Lee Fohl | Boston |
| 1916 | Sixth | 77 | 77 | 14 | .500 | Lee Fohl | Boston |
| 1917 | Third | 88 | 66 | 12 | .571 | Lee Fohl | Chicago |
| 1918 | Second (a) | 73 | 54 | 2.5 | .575 | Lee Fohl | Boston |
| 1919 | Second | 84 | 55 | 3.5 | .604 | Fohl - Tris Speaker | Chicago |
| 1920 | FIRST | 98 | 56 | (+ 2) | .636 | Tris Speaker | CLEVELAND |
| 1921 | Second | 94 | 60 | 4.5 | .610 | Tris Speaker | New York |
| 1922 | Fourth | 78 | 76 | 16 | .507 | Tris Speaker | New York |
| 1923 | Third | 82 | 71 | 16.5 | .536 | Tris Speaker | New York |
| 1924 | Sixth | 67 | 86 | 24.5 | .438 | Tris Speaker | Washington |
| 1925 | Sixth | 70 | 84 | 27.5 | .455 | Tris Speaker | Washington |
| 1926 | Second | 88 | 66 | 3 | .571 | Tris Speaker | New York |
| 1927 | Sixth | 66 | 87 | 43.5 | .431 | Jack McAllister | New York |
| 1928 | Seventh | 62 | 92 | 39 | .403 | Roger Peckinpaugh | New York |
| 1929 | Third | 81 | 71 | 24 | .533 | Roger Peckinpaugh | Philadelphia |
| 1930 | Fourth | 81 | 73 | 21 | .526 | Roger Peckinpaugh | Philadelphia |
| 1931 | Fourth | 78 | 76 | 30 | .506 | Roger Peckinpaugh | Philadelphia |
| 1932 | Fourth | 87 | 65 | 19 | .572 | Roger Peckinpaugh | New York |
| 1933 | Fourth | 75 | 76 | 23.5 | .497 | Peckinpaugh -Walter Johnson | Washington |
| 1934 | Third | 85 | 69 | 16 | .552 | Walter Johnson | Detroit |
| 1935 | Third | 82 | 71 | 12 | .536 | Johnson - Steve O'Neill | Detroit |
| 1936 | Fifth | 80 | 74 | 22.5 | .519 | Steve O'Neill | New York |
| 1937 | Fourth | 83 | 71 | 19 | .539 | Steve O'Neill | New York |
| 1938 | Third | 86 | 66 | 13 | .566 | Oscar Vitt | New York |
| 1939 | Third | 87 | 67 | 20.5 | .565 | Oscar Vitt | New York |
| 1940 | Second | 89 | 65 | 1 | .578 | Oscar Vitt | Detroit |
| 1941 | Fourth (b) | 75 | 79 | 26 | .487 | Roger Peckinpaugh | New York |
| 1942 | Fourth | 75 | 79 | 28 | .487 | Lou Boudreau | New York |
| 1943 | Third | 82 | 71 | 15.5 | .536 | Lou Boudreau | New York |
| 1944 | Fifth (c) | 72 | 82 | 17 | .468 | Lou Boudreau | St. Louis |
| 1945 | Fifth | 73 | 72 | 11 | .503 | Lou Boudreau | Detroit |
| 1946 | Sixth | 68 | 86 | 36 | .442 | Lou Boudreau | Boston |
| 1947 | Fourth | 80 | 74 | 17 | .519 | Lou Boudreau | New York |
| 1948 | FIRST | 97 | 58 | (+1) | .626 | Lou Boudreau | CLEVELAND |
| 1949 | Third | 89 | 65 | 8 | .578 | Lou Boudreau | New York |
| 1950 | Fourth | 92 | 62 | 6 | .597 | Lou Boudreau | New York |
| 1951 | Second | 93 | 61 | 5 | .604 | Al Lopez | New York |
| 1952 | Second | 93 | 61 | 2 | .604 | Al Lopez | New York |
| 1953 | Second | 92 | 62 | 8.5 | .597 | Al Lopez | New York |
| 1954 | FIRST | 111 | 43 | (+8) | .721 | Al Lopez | CLEVELAND |
| 1955 | Second | 93 | 61 | 3 | .604 | Al Lopez | New York |

BEST OWNERSHIP START

The Indians have never finished first in the first year of a new ownership. The Dolan ownership was only the second in club history to debut with a second place finish. Cleveland finished second in 1953 under the new ownership group with Myron H. "Mike" Wilson, Jr. as its president.

| YEAR | POSITION | W | L | GB | PCT. | MANAGER | A.L. CHAMPIONS |
|-------|------------------|------------|-----------|-----------------|-------------|------------------------------|------------------|
| 1956 | Second | 88 | 66 | 9 | .571 | Al Lopez | New York |
| 1957 | Sixth | 76 | 77 | 21.5 | .497 | Kerby Farrell | New York |
| 1958 | Fourth | 77 | 76 | 14.5 | .503 | Bobby Bragan - Joe Gordon | New York |
| 1959 | Second | 89 | 65 | 5 | .578 | Joe Gordon | Chicago |
| 1960 | Fourth | 76 | 78 | 21 | .494 | Gordon - Jimmie Dykes | New York |
| 1961 | Fifth | 78 | 83 | 30.5 | .484 | Jimmie Dykes | New York |
| 1962 | Sixth | 80 | 82 | 16 | .494 | Mel McGaha | New York |
| 1963 | Fifth (d) | 79 | 83 | 25.5 | .488 | Birdie Tebbetts | New York |
| 1964 | Sixth (e) | 79 | 83 | 20 | .488 | Birdie Tebbetts | New York |
| 1965 | Fifth | 87 | 75 | 15 | .537 | Birdie Tebbetts | Minnesota |
| 1966 | Fifth | 81 | 81 | 17 | .500 | Tebbetts - George Strickland | Baltimore |
| 1967 | Eighth | 75 | 87 | 17 | .463 | Joe Adcock | Boston |
| 1968 | Third | 86 | 75 | 16.5 | .534 | Alvin Dark | Detroit |
| 1969* | Sixth | 62 | 99 | 46.5 | .385 | Alvin Dark | Baltimore |
| 1970 | Fifth | 76 | 86 | 32 | .469 | Alvin Dark | Baltimore |
| 1971 | Sixth | 60 | 102 | 43 | .370 | Dark - John Lipon | Baltimore |
| 1972 | Fifth (g) | 72 | 84 | 14 | .462 | Ken Aspromonte | Oakland |
| 1973 | Sixth | 71 | 91 | 26 | .438 | Ken Aspromonte | Oakland |
| 1974 | Fourth | 77 | 85 | 14 | .475 | Ken Aspromonte | Oakland |
| 1975 | Fourth | 79 | 80 | 15.5 | .497 | Frank Robinson | Boston |
| 1976 | Fourth | 81 | 78 | 16 | .509 | Frank Robinson | New York |
| 1977 | Fifth | 71 | 90 | 28.5 | .441 | Robinson - Jeff Torborg | New York |
| 1978 | Sixth | 69 | 90 | 29 | .434 | Jeff Torborg | New York |
| 1979 | Sixth | 81 | 80 | 22 | .503 | Torborg - Dave Garcia | Baltimore |
| 1980 | Sixth | 79 | 81 | 23 | .494 | Dave Garcia | Kansas City |
| 1981 | Sixth (g) | 52 | 51 | 7 | .505 | Dave Garcia | New York |
| 1982 | Sixth (f) | 78 | 84 | 17 | .481 | Dave Garcia | Milwaukee |
| 1983 | Seventh | 70 | 92 | 28 | .432 | Mike Ferraro - Pat Corrales | Baltimore |
| 1984 | Sixth | 75 | 87 | 29.5 | .463 | Pat Corrales | Detroit |
| 1985 | Seventh | 60 | 102 | 39.5 | .370 | Pat Corrales | Kansas City |
| 1986 | Fifth | 84 | 78 | 11.5 | .519 | Pat Corrales | Boston |
| 1987 | Seventh | 61 | 101 | 37 | .377 | Corrales - Doc Edwards | Minnesota |
| 1988 | Sixth | 78 | 84 | 11 | .481 | Doc Edwards | Oakland |
| 1989 | Sixth | 73 | 89 | 16 | .451 | Edwards - John Hart | Oakland |
| 1990 | Fourth | 77 | 85 | 11 | .475 | John McNamara | Oakland |
| 1991 | Seventh | 57 | 105 | 34 | .352 | McNamara - Mike Hargrove | Minnesota |
| 1992 | Fourth | 76 | 86 | 20 | .469 | Mike Hargrove | Toronto |
| 1993 | Sixth | 76 | 86 | 19 | .469 | Mike Hargrove | Toronto |
| 1994# | Second (g) | 66 | 47 | 1 | .584 | Mike Hargrove | None |
| 1995 | FIRST (g) | 100 | 44 | (+30)(h) | .694 | Mike Hargrove | CLEVELAND |
| 1996 | FIRST | 99 | 62 | (+14.5) | .615 | Mike Hargrove | New York |
| 1997 | FIRST | 86 | 75 | (+6) | .534 | Mike Hargrove | CLEVELAND |
| 1998 | FIRST | 89 | 73 | (+9) | .549 | Mike Hargrove | New York |
| 1999 | FIRST | 97 | 65 | (+21.5) | .599 | Mike Hargrove | New York |
| 2000 | Second | 90 | 72 | 5 | .556 | Charlie Manuel | New York |
| 2001 | FIRST | 91 | 71 | (+6.0) | .562 | Charlie Manuel | New York |
| 2002 | Third | 74 | 88 | 20.5 | .457 | Manuel - Joel Skinner | Anaheim |
| 2003 | Fourth | 68 | 94 | 22.0 | .420 | Eric Wedge | New York |
| 2004 | Third | 80 | 82 | 12.0 | .494 | Eric Wedge | Boston |
| 2005 | Second | 93 | 69 | 6.0 | .574 | Eric Wedge | Chicago |
| 2006 | Fourth | 78 | 84 | 18.0 | .481 | Eric Wedge | Detroit |
| 2007 | FIRST | 96 | 66 | (+8.0) | .593 | Eric Wedge | Boston |
| 2008 | Third | 81 | 81 | 7.5 | .500 | Eric Wedge | Tampa Bay |
| 2009 | Fourth (i) | 65 | 97 | 21.5 | .401 | Eric Wedge | New York |
| 2010 | Fourth | 69 | 93 | 25.0 | .426 | Manny Acta | Texas |
| 2011 | Second | 80 | 82 | 15.0 | .494 | Manny Acta | Texas |
| 2012 | Fourth | 68 | 94 | 20.0 | .420 | Acta - Sandy Alomar | Detroit |

FINISHES: First-10; Second-16; Third-17; Fourth-24; Fifth-15; Sixth-21; Seventh-7; Eighth-2

HIGHEST PERCENTAGE: .721 in 1954 (American League record).

LOWEST PERCENTAGE: .333 in 1914.

(a) Short season because of World War I. Two games forfeited on Labor Day, (b) Tied with Detroit for 4th,

(c) Tied with Philadelphia for 5th,(d) Tied with Detroit for 5th, (e) Tied with Minnesota for 6th,

(f) Tied with Toronto for 6th, (g) Shortened due to labor dispute, (h) Major League record, (i) Tied with Kansas City for 4th

*Two division play established (East and West), #Three division play established (East, Central and West)

INDIANS ALL-TIME RECORDS VS. OPPONENTS

| OPPONENTS | WON | LOST | PCT. |
|---|-------------|-------------|-------------|
| Baltimore Orioles | 424 | 389 | .522 |
| Boston Red Sox | 1024 | 963 | .515 |
| Chicago White Sox | 1000 | 1046 | .489 |
| Detroit Tigers | 1038 | 1071 | .492 |
| Houston Astros | 8 | 10 | .444 |
| Kansas City Royals | 303 | 288 | .513 |
| Los Angeles Angels of Anaheim | 292 | 315 | .481 |
| Minnesota Twins | 377 | 361 | .511 |
| New York Yankees | 850 | 1080 | .440 |
| Oakland Athletics | 222 | 258 | .463 |
| Seattle Mariners | 205 | 162 | .559 |
| Tampa Bay Rays | 73 | 46 | .613 |
| Texas Rangers | 193 | 239 | .447 |
| Toronto Blue Jays | 188 | 190 | .497 |
| | | | |
| Arizona Diamondbacks | 7 | 5 | .583 |
| Atlanta Braves | 3 | 3 | .500 |
| Chicago Cubs | 7 | 7 | .500 |
| Cincinnati Reds | 42 | 39 | .519 |
| Colorado Rockies | 8 | 10 | .444 |
| Florida Marlins | 4 | 8 | .333 |
| Los Angeles Dodgers | 2 | 4 | .667 |
| Milwaukee Brewers (1970-2012) | 194 | 200 | .492 |
| Montreal Expos/Washington Nationals | 4 | 5 | .444 |
| New York Mets | 2 | 7 | .222 |
| Philadelphia Phillies | 3 | 6 | .333 |
| Pittsburgh Pirates | 16 | 17 | .485 |
| St. Louis Cardinals | 14 | 6 | .700 |
| San Diego Padres | 6 | 3 | .667 |
| San Francisco Giants | 4 | 5 | .444 |
| | | | |
| Baltimore Orioles (1901-1902) | 20 | 20 | .500 |
| Kansas City Athletics (1955-1967) | 151 | 106 | .588 |
| Milwaukee Brewers (1901) | 11 | 9 | .550 |
| Philadelphia Athletics (1901-1954) | 642 | 529 | .548 |
| St. Louis Browns (1902-1953) | 680 | 446 | .604 |
| Seattle Pilots (1969) | 7 | 5 | .583 |
| Washington (Senators/1901-60) | 709 | 594 | .544 |
| Washington (Senators/1961-71) | 106 | 91 | .538 |
| Totals | 8839 | 8543 | .509 |

CLEVELAND INDIANS MANAGERS

Listed as Name, (Age when took over Tribe), Years as Tribe Skipper, W-L/winning pct.

- | | |
|--|--|
| <ol style="list-style-type: none"> 1. James R. McAleer, (36), 1901, 54-82/.397 2. William R. Armour, (32), 1902-1904, 232-195/.543 3. Napoleon Lajoie, (30), 1905-1909, 397-330/.546 4. James McGuire, (45), 1909-1911, 91-117/.438 5. George Stovall, (33), 1911, 74-62/.544 6. Harry Davis, (38), 1912, 54-71/.432 7. J.L. Birmingham, (28), 1912-1915, 170-191/.471 8. Lee Fohl, (38), 1915-1919, 327-310/.513 9. Tris Speaker, (31), 1919-1926, 617-520/.543 10. Jack McCallister, (48), 1927, 66-87/.431 11. Roger Peckinpaugh, (37), 1928-1933 and 1941, 490-481/.505 12. Walter Johnson, (45), 1933-1935, 180-168/.517 13. Steve O'Neill, (44), 1935-1937, 199-168/.542 14. Oscar Vitt, (48), 1938-1940, 262-198/.570 15. Lou Boudreau, (24), 1942-1950, 728-649/.529 16. Al Lopez, (42), 1951-1956, 570-354/.617 17. Kerby Farrell, (43), 1957, 76-77/.497 18. Bobby Bragan, (40), 1958, 31-36/.463 19. Joe Gordon, (43), 1958-1960, 184-151/.549 20. Jimmie Dykes, (63), 1960-1961, 105-115/.477 21. Mel McGaha, (35 + 197), 1962, 80-82/.494 | <ol style="list-style-type: none"> 22. Birdie Tebbets, (50), 1963-1966, 311-298/.511 23. George Strickland, (40), 1966, 15-24/.385 24. Joe Adcock, (39), 1967, 75-87/.463 25. Alvin Dark, (46), 1968-1971, 266-321/.453 26. John Lipon, (48), 1971, 18-41/.305 27. Ken Aspromonte, (40), 1972-1974, 220-260/.458 28. Frank Robinson, (39), 1975-1977, 186-189/.496 29. Jeff Torborg, (35 + 205), 1977-1979, 157-201/.439 30. Dave Garcia, (58), 1979-1982, 247-244/.503 31. Mike Ferraro, (38), 1983, 40-60/.400 32. Pat Corrales, (42), 1983-1987, 280-355/.441 33. Doc Edwards, (50), 1987-1989, 173-207/.455 34. John Hart, (41), 1989, 8-11/.421 35. John McNamara, (57), 1990-1991, 102-137/.427 36. Mike Hargrove, (41), 1991-1999, 721-591/.550 37. Charlie Manuel, (56), 2000-2002, 220-190/.537 38. Joel Skinner, (41), 2002, 35-41/.461 39. Eric Wedge, (35), 2003-2009, 561-573/.495 40. Manny Acta, (40), 2010-12, 214-266/.446 41. Sandy Alomar, Jr. (46), 2012, 3-3/.500 42. Terry Francona (53), 2013 |
|--|--|

TOP TEN — WINNING PCT.

1. Al Lopez, .617 (570-354)
2. Oscar Vitt, .570 (262-198)
3. Mike Hargrove, .550 (721-591)
4. Joe Gordon, .549 (184-151)
5. Nap Lajoie, .546 (397-330)
6. George Stovall, .544 (74-62)
7. William Armour, .543 (232-195)
8. Tris Speaker, .543 (617-520)
9. Steve O'Neill, .542 (199-168)
10. Charlie Manuel, .537 (220-190)

TOP TEN — TOTAL WINS

1. Lou Boudreau (728-649)
2. Mike Hargrove (721-591)
3. Tris Speaker (617-520)
4. Al Lopez (570-354)
5. Eric Wedge (561-573)
6. Roger Peckinpaugh (490-481)
7. Nap Lajoie (397-330)
8. Lee Fohl (327-310)
9. Birdie Tebbets (311-298)
10. Pat Corrales (280-355)

WORST WINNING PERCENTAGE

John Lipon, .305 (18-41)

CLEVELAND INDIANS

WINNING AND LOSING STREAKS

(10 games or more)

Longest Overall Winning Streaks

| | |
|----------|--|
| 13 Games | August 1-15, 1951 April 18-May 2, 1942 |
| 12 Games | July 8-21, 1922 |
| 11 Games | May 23-June 4, 1982 September 8-20, 1954 May 13-23, 1954 April 26-May 8, 1941 |
| 10 Games | April 28-May 9, 2001 June 11-20, 1994 April 26-May 7, 1986 July 23-31, 1979 April 11-28, 1966** June 13-22, 1965 May 30-June 8, 1961 May 25-June 4, 1931 September 12-21, 1919 September 14-24, 1917 August 30-Sept. 9, 1911 April 3-13, 2002 August 17-27, 2008 |

Longest Overall Losing Streaks

| | |
|----------|--|
| 12 Games | May 7-21, 1931 |
| 11 Games | July 27-August 7, 2012 September 13-24, 2009 September 2-16, 1928 September 10-22, 1909 May 5-17, 1901 |
| 10 Games | June 17-27, 1979 May 30-June 10, 1973 April 16-27, 1969 July 27-August 7, 1905 June 28-July 9, 2008 |

Longest Home Winning Streaks

| | |
|----------|---|
| 18 Games | May 13-June 19, 1994 |
| 16 Games | July 19-August 23, 1951 |
| 14 Games | April 13-May 10, 2011 August 18-September 10, 1995 May 13-30, 1954 |
| 13 Games | May 31-June 22, 1965 April 6-May 17, 1996 |
| 11 Games | August 4-30, 1902 April 23-May 5, 1941 August 6-19, 1954 July 21-August 21, 1955 |
| 10 Games | September 9-23, 1908 June 27-July 28, 1954 |

Longest Home Losing Streaks

| | |
|----------|----------------|
| 11 Games | May 8-21, 1931 |
|----------|----------------|

Longest Road Winning Streaks

| | |
|----------|--|
| 12 Games | July 8-21, 1922 |
| 11 Games | April 17-May 16, 2001 Aug. 30-Sept. 23, 1938 |
| 10 Games | September 14-24, 1917 September 12-21, 1919 August 8-September 5, 2008 |

Longest Road Losing Streaks

| | |
|----------|---|
| 15 Games | August 30-October 4, 2009 (a) |
| 12 Games | July 14-August 4, 1963 June 21-July 12, 1991 |
| 11 Games | September 10-22, 1909 August 11-24, 1916 |
| 10 Games | July 19-August 5, 2012 June 22-July 18, 2008 |

**Start of season

(a) Lost a total of 16-straight games from August 30, 2009-April 5, 2010

LONGEST TENURE WITH CLEVELAND

| SEASONS | PLAYER | YEARS | PLAYER | YEARS |
|---------|------------------------|------------------|----------------------|--------------------------|
| 20 | Mel Harder | 1928-47 | | |
| 18 | Bob Feller | 1936-41, 1945-56 | | |
| 15 | Terry Turner..... | 1904-18 | Bob Lemon | 1941-42, 1946-58 |
| | Willis Hudlin..... | 1926-40 | | |
| 14 | Jack Graney..... | 1908, 1910-22 | Jim Hegan..... | 1941-42, 1946-57 |
| | Charlie Jamieson | 1919-32 | | |
| 13 | Nap Lajoie | 1902-14 | Lou Boudreau | 1938-50 |
| | Steve O'Neill | 1911-23 | Steve Gromek..... | 1941-53 |
| | Luke Sewell | 1921-32, 1939 | Charles Nagy..... | 1990-2002 |
| | Glenn Myatt..... | 1923-35 | Jim Thome | 1991-2002, 2011 |
| 12 | Ken Keltner..... | 1937-44, 1946-49 | Mike Garcia | 1948-59 |
| 11 | Sandy Alomar | 1990-2000 | Earl Averill | 1929-39 |
| | Guy Morton | 1914-24 | Dale Mitchell..... | 1946-56 |
| | Tris Speaker | 1916-26 | Sam McDowell..... | 1961-71 |
| | George Uhle..... | 1919-28, 1936 | Omar Vizquel..... | 1994-2004 |
| | Joe Sewell..... | 1920-30 | | |
| 10 | Bill Bradley | 1901-10 | Early Wynn | 1949-57, 1963 |
| | Bill Wambsganss..... | 1914-23 | Gary Bell..... | 1958-67 |
| | Clint Brown..... | 1928-35, 1941-42 | Andre Thornton | 1977-79, 1981-87 |
| | Jeff Heath..... | 1936-45 | Kenny Lofton..... | 1992-96, 1998-2001, 2007 |
| | Larry Doby..... | 1947-55, 1958 | Jake Westbrook..... | 2001-2010 |
| | Al Rosen..... | 1947-56 | Travis Hafner | 2003-2012 |
| | Bobby Avila | 1949-58 | | |

FATHERS AND SONS WHO PLAYED FOR CLEVELAND

Howard Earl (1929-39) and Earl Douglas Averill (1956, 1958)
 Jim, Sr. (1916-22) and Jim Bagby, Jr. (1941-45)
 Tito (1959-64) and Terry Francona (1988)
 Buddy (1972-78) and David Bell (1995, 1998)
 Camilo (1965) and Mark Carreon (1996)
 Dave (1973-74) and Shelley Duncan (2010-12)

BROTHERS WHO PLAYED FOR CLEVELAND

Joey (1998) and Alex Cora (2005)
 Sandy (1990-2000) and Robert Alomar (1999-2001)
 Dick (1957-59) and Larry Brown (1963-71)
 Vean (1911-14) and Dave Gregg (1913)
 Bill (1907-09) and Harry Hinchman (1907)
 Jim (1959-63, 1974-75) and Gaylord Perry (1972-75)
 Herbert (1994-96) and Chan Perry (2000)
 Joe (1920-30) and Luke Sewell (1921-32, 1939)
 Jesse (1903) and George Stovall (1904-11)
 Jolbert Cabrera (1998-2002) and Orlando Cabrera (2011)

YEAR-BY-YEAR ATTENDANCE AT HOME

| | | |
|---|--|--|
| 1901 131,380 1902 275,395 1903 311,280 1904 264,749 1905 316,306 1906 325,733 1907 382,046 1908 422,242 1909 354,627 | 1940 902,576 1941 745,948 1942 459,447 1943 438,894 1944 475,272 1945 558,182 1946 1,057,289 1947 1,521,978 1948 #2,620,627 1949 2,233,771 | 1980 1,033,827 1981 661,395 1982 1,044,021 1983 768,941 1984 734,079 1985 655,181 1986 1,471,805 1987 1,077,898 1988 1,411,610 1989 1,285,542 |
| 1910 293,456 1911 406,296 1912 336,844 1913 541,000 1914 185,997 1915 159,285 1916 492,106 1917 477,298 1918 #295,515 1919 538,135 | 1950 1,727,464 1951 1,704,984 1952 1,444,607 1953 1,069,176 1954 1,335,472 1955 1,221,780 1956 865,467 1957 722,256 1958 663,805 1959 1,497,976 | 1990 1,225,240 1991 1,051,863 1992 1,224,274 1993 2,177,908 1994 1,995,174 1995 2,842,745 1996 3,318,174 1997 3,404,750 1998 3,467,299 1999 *#3,468,460 |
| 1920 912,832 1921 748,705 1922 528,145 1923 558,856 1924 481,905 1925 419,005 1926 627,426 1927 373,138 1928 375,907 1929 536,210 | 1960 950,985 1961 725,547 1962 716,076 1963 562,507 1964 653,293 1965 934,786 1966 903,359 1967 662,980 1968 857,994 1969 619,970 | 2000 #3,456,278 2001 3,175,523 2002 2,616,940 2003 1,730,001 2004 1,814,401 2005 2,013,763 2006 1,997,995 2007 2,275,916 2008 2,169,722 2009 1,776,904 |
| 1930 528,657 1931 483,027 1932 468,953 1933 387,936 1934 391,338 1935 397,615 1936 500,391 1937 564,849 1938 652,006 1939 563,926 | 1970 729,752 1971 591,361 1972 626,354 1973 615,107 1974 1,114,262 1975 977,039 1976 948,776 1977 900,365 1978 800,584 1979 1,011,644 | 2010 1,394,812 2011 1,840,835 2012 1,603,596 |

*Franchise Record

#Led American League

OPENING DAY LINE-UPS (1901-2012)

| | | | |
|--|--|--|--|
| <p>■ 1901, April 24 Blues (2) at Chicago (8)</p> <p>Ollie Pickering RF Jack McCarthy LF Frank Genins CF Candy LaChance 1B Bill Bradley 3B Erve Beck 2B Bill Hallman SS Bob Wood CA Bill Hoffer P</p> | <p>■ 1907, April 11 Naps (0) at Detroit (2)</p> <p>Elmer Flick CF George Stovall 1B Terry Turner SS Nap Lajoie 2B Bunk Congalton RF Bill Bradley 3B Joe Birmingham LF Nig Clarke CA Glenn Liebhardt P</p> | <p>■ 1913, April 11 Chicago (1) at Naps (3)</p> <p>Doc Johnston 1B Ray Chapman SS Ivy Olson 3B Joe Jackson RF Nap Lajoie 2B Joe Birmingham CF Jack Graney LF Grover Land CA Vean Gregg P</p> | <p>■ 1919, April 25 Indians (2) at Detroit (4)</p> <p>Jack Graney LF Ray Chapman SS Tris Speaker CF Elmer Smith RF Larry Gardner 3B Bill Wambsganss 2B Doc Johnston 1B Steve O'Neill CA Stan Coveleski P</p> |
| <p>■ 1902, April 23 Broncos (2) at St. Louis (5)</p> <p>Ollie Pickering CF Jack McCarthy LF Erwin Harvey RF Ossee Schreckengost 1B Frank Bonner 2B Bill Bradley 3B John Gochnaur SS Harry Bemis CA Earl Moore P</p> | <p>■ 1908, April 14 St. Louis (2) at Naps (1)</p> <p>Nig Clarke LF Bill Bradley 3B George Stovall 1B Nap Lajoie 2B Terry Turner SS Nig Clarke CA Joe Birmingham CF Bill Hinchman RF Addie Joss P</p> | <p>■ 1914, April 14 Naps (2) at Chicago (5)</p> <p>Doc Johnston 1B Terry Turner 3B Joe Jackson RF Nap Lajoie 2B Jack Graney LF Ivy Olson SS Joe Birmingham CF Steve O'Neill CA Willie Mitchell P</p> | <p>■ 1920, April 14 St. Louis (0) at Indians (5)</p> <p>Jack Graney LF Ray Chapman SS Tris Speaker CF Elmer Smith RF Larry Gardner 3B Bill Wambsganss 2B Doc Johnston 1B Steve O'Neill CA Stan Coveleski P</p> |
| <p>■ 1903, April 22 Naps (2) at Detroit (4)</p> <p>Harry Bay CF Bill Bradley 3B Nap Lajoie 2B Charlie Hickman 1B Elmer Flick RF Jack McCarthy LF John Gochnaur SS Harry Bemis CA Addie Joss P</p> | <p>■ 1909, April 14 Naps (4) at St. Louis (2)</p> <p>J Clarke LF Bill Bradley 3B Terry Turner SS Nap Lajoie 2B George Stovall 1B N Clarke CA Bris Lord CF Bill Hinchman RF Addie Joss P</p> | <p>■ 1915, April 14 Indians (5) at Detroit (1)</p> <p>Nemo Leibold CF Terry Turner 2B Ray Chapman SS Joe Jackson RF Jack Graney LF Walter Barbare 3B Pete Shields 1B Steve O'Neill CA Willie Mitchell P</p> | <p>■ 1921, April 13 Indians (2) at St. Louis (4)</p> <p>Charlie Jamieson LF Doc Johnston 1B Tris Speaker CF Elmer Smith RF Larry Gardner 3B Joe Sewell SS Riggs Stephenson 2B Steve O'Neill CA Stan Coveleski P</p> |
| <p>■ 1904, April 14 Naps (6) at Chicago (1)</p> <p>Elmer Flick RF Harry Bay CF Bill Bradley 3B Nap Lajoie 2B Charlie Hickman 1B Billy Lush LF Terry Turner SS Harry Bemis CA Bill Bernhard P</p> | <p>■ 1910, April 14 Naps (9) at Detroit (7)</p> <p>Art Kruger LF Bill Bradley 3B Terry Turner 2B Nap Lajoie 1B Bris Lord RF Nig Clarke CA Joe Birmingham CF Neal Ball SS Addie Joss P</p> | <p>■ 1916, April 12 St. Louis (6) at Indians (1)</p> <p>Jack Graney LF Ray Chapman SS Braggo Roth RF Tris Speaker CF Chick Gandil 1B Terry Turner 2B Joe Evans 3B Steve O'Neill CA Willie Mitchell P</p> | <p>■ 1922, April 12 Detroit (4) at Indians (7)</p> <p>Joe Evans LF Bill Wambsganss 2B Tris Speaker CF Stuffy McInnis 1B Joe Sewell SS Larry Gardner 3B Joe Wood RF Les Nunamaker CA Guy Morton P</p> |
| <p>■ 1905, April 15 Detroit (2) at Naps (6)</p> <p>Rube Vinson LF Harry Bay CF Jim Jackson RF Nap Lajoie 2B Bill Bradley 3B Terry Turner SS Charlie Carr 1B Harry Bemis CA Earl Moore P</p> | <p>■ 1911, April 12 Naps (3) at St. Louis (12)</p> <p>Jack Graney LF Terry Turner 3B Joe Jackson CF Nap Lajoie 2B Ted Easterly RF George Stovall 1B Syd Smith CA Ivy Olson SS Fred Blanding P</p> | <p>■ 1917, April 11 Indians (6) at Detroit (4)</p> <p>Jack Graney LF Ray Chapman SS Tris Speaker CF Braggo Roth RF Bill Wambsganss 2B Lou Guisto 1B Terry Turner 3B Steve O'Neill CA Stan Coveleski P</p> | <p>■ 1923, April 18 Chicago (5) at Indians (6)</p> <p>Charlie Jamieson LF Bill Wambsganss 2B Tris Speaker CF Lou Guisto 1B Homer Summa RF Joe Sewell SS Rube Lutzke 3B Steve O'Neill CA Stan Coveleski P</p> |
| <p>■ 1906, April 17 Naps (3) at St. Louis (1)</p> <p>Harry Bay CF Bill Bradley 3B Elmer Flick RF Nap Lajoie 2B Terry Turner SS Jim Jackson LF George Stovall 1B Fritz Buelow CA Otto Hess P</p> | <p>■ 1912, April 11 Detroit (2) at Naps (3)</p> <p>Hank Butcher LF Ivy Olson SS Joe Jackson CF Nap Lajoie 2B Buddy Ryan RF Eddie Hohnhorst 1B Terry Turner 3B Ted Easterly CA Willie Mitchell P</p> | <p>■ 1918, April 18 Detroit (2) at Indians (6)</p> <p>Ed Miller RF Ray Chapman SS Tris Speaker CF Braggo Roth LF Bill Wambsganss 2B Marty Kavanagh 1B Terry Turner 3B Steve O'Neill CA Stan Coveleski P</p> | <p>■ 1924, April 15 Indians (3) at Detroit (4)</p> <p>Charlie Jamieson LF Riggs Stephenson 2B Tris Speaker CF Joe Sewell SS George Burns 1B Homer Summa RF Rube Lutzke 3B Glenn Myatt CA Joe Shaute P</p> |

| | | | |
|---|--|---|--|
| <p>■ 1925, April 14 Indians (21) at St. Louis (14)</p> <p>Charlie Jamieson LF Freddy Spurgeon 3B Tris Speaker CF Joe Sewell SS Glenn Myatt CA Riggs Stephenson RF Ray Knode 1B Chick Fewster 2B Sherry Smith P</p> | <p>■ 1931, April 14 Chicago (4) at Indians (5)</p> <p>Johnny Burnett 3B Lew Fonseca 1B Earl Averill CF Johnny Hodapp 2B Bibb Falk RF Bob Seeds LF Bill Hunnefield SS Luke Sewell CA Wes Ferrell P</p> | <p>■ 1937, April 20 Indians (3) at Detroit (4)</p> <p>Lyn Lary SS Roy Hughes 3B Earl Averill CF Hal Trosky 1B Moose Solters LF Odell Hale 2B Bruce Campbell RF Frankie Pytlak CA Mel Harder P</p> | <p>■ 1943, April 21 Detroit (0) at Indians (1)</p> <p>Lou Boudreau SS Hank Edwards CF Ken Keltner 3B Jeff Heath LF Roy Cullenbine RF Otto Denning 1B Buddy Rosar CA Ray Mack 2B Jim Bagby P</p> |
| <p>■ 1926, April 13 Indians (2) at Detroit (1)</p> <p>Charlie Jamieson LF Freddy Spurgeon 2B Tris Speaker CF Joe Sewell SS George Burns 1B Homer Summa RF Rube Lutzke 3B Luke Sewell CA George Uhle P</p> | <p>■ 1932, April 13 Indians (6) at Detroit (5)</p> <p>Dick Porter RF Johnny Hodapp 2B Earl Averill CF Ed Morgan 1B Joe Vosmik LF Willie Kamm 3B Luke Sewell CA Ed Montague SS Wes Ferrell P</p> | <p>■ 1938, April 19 St. Louis (6) at Indians (2)</p> <p>Lyn Lary SS Bruce Campbell RF Odell Hale 2B Moose Solters LF Earl Averill CF Hal Trosky 1B Ken Keltner 3B Frankie Pytlak CA Johnny Allen P</p> | <p>■ 1944, April 19 Indians (1) at Chicago (3)</p> <p>Lou Boudreau SS Mike Rocco 1B Roy Cullenbine RF Paul O'Dea LF Ken Keltner 3B Pat Seery CF Rusty Peters 2B Jim McDonnell CA Al Smith P</p> |
| <p>■ 1927, April 12 Chicago (2) at Indians (3)</p> <p>Charlie Jamieson LF Freddy Spurgeon 2B Homer Summa RF George Burns 1B Joe Sewell SS Bernie Neis CF Luke Sewell CA Rube Lutzke 3B George Uhle P</p> | <p>■ 1933, April 12 Indians (4) at Detroit (1)</p> <p>Dick Porter RF Bill Knickerbocker SS Earl Averill CF Bill Cissell 2B Joe Vosmik LF Ed Morgan 1B Willie Kamm 3B Roy Spencer CA Clint Brown P</p> | <p>■ 1939, April 21 Detroit (1) at Indians (5)</p> <p>Skeeter Webb SS Ben Chapman CF Earl Averill RF Jeff Heath LF Hal Trosky 1B Ken Keltner 3B Frankie Pytlak CA Jim Shilling 2B Bob Feller P</p> | <p>■ 1945, April 17 Chicago (5) at Indians (2)</p> <p>Mike Rocco 1B Myril Hoag CF Eddie Carnett RF Lou Boudreau SS Pat Seery LF Roy Cullenbine 3B Al Cihocki 2B Hank Ruszkowski CA Allie Reynolds P</p> |
| <p>■ 1928, April 11 Indians (8) at Chicago (2)</p> <p>Charlie Jamieson LF Lew Fonseca 2B Ed Morgan CF Joe Sewell SS George Burns 1B Homer Summa RF Johnny Hodapp 3B Luke Sewell CA George Uhle P</p> | <p>■ 1934, April 17 St. Louis (2) at Indians (5)</p> <p>Sam Rice RF Frankie Pytlak CA Earl Averill CF Joe Vosmik LF Hal Trosky 1B Willie Kamm 3B Eddie Moore 2B Bill Knickerbocker SS Oral Hildebrand P</p> | <p>■ 1940, April 16 Indians (1) at Chicago (0)</p> <p>Lou Boudreau SS Roy Weatherly CF Ben Chapman RF Hal Trosky 1B Jeff Heath LF Ken Keltner 3B Rollie Hemsley CA Ray Mack 2B Bob Feller P</p> | <p>■ 1946, April 16 Indians (1) at Chicago (0)</p> <p>George Case LF Bob Lemon CF Hank Edwards RF Les Fleming 1B Ken Keltner 3B Lou Boudreau SS Frankie Hayes CA Ray Mack 2B Bob Feller P</p> |
| <p>■ 1929, April 16 Detroit (4) at Indians (5)</p> <p>Jackie Tavener SS Carl Lind 2B Earl Averill CF Joe Sewell 3B Dick Porter RF Lew Fonseca 1B Charlie Jamieson LF Luke Sewell CA Joe Shaute P</p> | <p>■ 1935, April 16 Indians (2) at St. Louis (1)</p> <p>Roy Hughes SS Joe Vosmik LF Earl Averill CF Hal Trosky 1B Odell Hale 3B Bruce Campbell RF Boze Berger 2B Glenn Myatt CA Mel Harder P</p> | <p>■ 1941, April 15 Chicago (4) at Indians (3)</p> <p>Roy Weatherly CF Ken Keltner 3B Lou Boudreau SS Hal Trosky 1B Gee Walker LF Jeff Heath RF Ray Mack 2B Rollie Hemsley CA Bob Feller P</p> | <p>■ 1947, April 15 Chicago (2) at Indians (0)</p> <p>Hal Peck CF Dale Mitchell RF Lou Boudreau SS Eddie Robinson 1B Joe Gordon 2B Pat Seery LF Ken Keltner 3B Jim Hegan CA Bob Feller P</p> |
| <p>■ 1930, April 17 Indians (7) at Chicago (8)</p> <p>Dick Porter RF Joe Sewell 3B Earl Averill CF Lew Fonseca 1B Bibb Falk LF Johnny Hodapp 2B Luke Sewell CA Jonah Goldman SS Willis Hudlin P</p> | <p>■ 1936, April 14 Detroit (3) at Indians (0)</p> <p>Bill Knickerbocker SS Roy Hughes 2B Earl Averill CF Joe Vosmik LF Hal Trosky 1B Bruce Campbell RF Frankie Pytlak CA Boze Berger 3B Mel Harder P</p> | <p>■ 1942, April 14 Indians (5) at Detroit (2)</p> <p>Roy Weatherly CF Oris Hockett RF Ken Keltner 3B Jeff Heath LF Les Fleming 1B Lou Boudreau SS Ray Mack 2B Gene Desautels CA Jim Bagby P</p> | <p>■ 1948, April 20 St. Louis (0) at Indians (4)</p> <p>Thurman Tucker CF Larry Doby RF Lou Boudreau SS Joe Gordon 2B Eddie Robinson 1B Allie Clark LF Ken Keltner 3B Jim Hegan CA Bob Feller P</p> |

■ **1949, April 19**
Indians (1) at St. Louis (5)

| | |
|---------------|----|
| Dale Mitchell | LF |
| Larry Doby | CF |
| Lou Boudreau | SS |
| Joe Gordon | 2B |
| Mickey Vernon | 1B |
| Ken Keltner | 3B |
| Bob Kennedy | RF |
| Jim Hegan | CA |
| Bob Feller | P |

■ **1950, April 18**
Detroit (7) at Indians (6)

| | |
|---------------|----|
| Dale Mitchell | LF |
| Larry Doby | CF |
| Mickey Vernon | 1B |
| Luke Easter | RF |
| Joe Gordon | 2B |
| Lou Boudreau | SS |
| Al Rosen | 3B |
| Jim Hegan | CA |
| Bob Lemon | P |

■ **1951, April 17**
Indians (2) at Detroit (1)

| | |
|---------------|----|
| Dale Mitchell | LF |
| Bobby Avila | 2B |
| Luke Easter | 1B |
| Al Rosen | 3B |
| Larry Doby | CF |
| Bob Kennedy | RF |
| Ray Boone | SS |
| Jim Hegan | CA |
| Bob Lemon | P |

■ **1952, April 15**
Indians (3) at Chicago (2)

| | |
|---------------|----|
| Harry Simpson | RF |
| Bobby Avila | 2B |
| Larry Doby | CF |
| Luke Easter | 1B |
| Al Rosen | 3B |
| Jim Fridley | LF |
| Ray Boone | SS |
| Jim Hegan | CA |
| Early Wynn | P |

■ **1953, April 14**
Chicago (0) at Indians (6)

| | |
|---------------|----|
| Ray Boone | SS |
| Bobby Avila | 2B |
| Larry Doby | CF |
| Luke Easter | 1B |
| Al Rosen | 3B |
| Dale Mitchell | LF |
| Harry Simpson | RF |
| Jim Hegan | CA |
| Bob Lemon | P |

■ **1954, April 13**
Indians (8) at Chicago (2)

| | |
|-------------------|----|
| Bobby Avila | 2B |
| Dave Philley | RF |
| Bill Glynn | 1B |
| Al Rosen | 3B |
| Larry Doby | CF |
| Wally Westlake | LF |
| George Strickland | SS |
| Jim Hegan | CA |
| Early Wynn | P |

■ **1955, April 12**
Chicago (1) at Indians (5)

| | |
|-------------------|----|
| Al Smith | RF |
| Bobby Avila | 2B |
| Larry Doby | CF |
| Al Rosen | 3B |
| Ralph Kiner | LF |
| Vic Wertz | 1B |
| George Strickland | SS |
| Jim Hegan | CA |
| Bob Lemon | P |

■ **1956, April 17**
Indians (1) at Chicago (2)

| | |
|------------------|----|
| Gene Woodling | LF |
| Bobby Avila | 2B |
| Al Smith | RF |
| Al Rosen | 3B |
| Vic Wertz | 1B |
| Jim Busby | CF |
| Chico Carrasquel | SS |
| Jim Hegan | CA |
| Bob Lemon | P |

■ **1957, April 16**
Chicago (3) at Indians (2)

| | |
|-------------------|----|
| Al Smith | CF |
| Bobby Avila | 3B |
| Vic Wertz | 1B |
| Rocky Colavito | RF |
| Roger Maris | LF |
| Chico Carrasquel | SS |
| Jim Hegan | CA |
| George Strickland | 2B |
| Herb Score | P |

■ **1958, April 15**
Kansas City (5) at Indians (0)

| | |
|------------------|----|
| Chico Carrasquel | SS |
| Roger Maris | RF |
| Minnie Minoso | LF |
| Larry Doby | CF |
| Mickey Vernon | 1B |
| Russ Nixon | CA |
| Fred Hatfield | 3B |
| Billy Moran | 2B |
| Herb Score | P |

■ **1959, April 10**
Indians (6) at Kansas City (4)

| | |
|-------------------|----|
| Jimmy Piersall | CF |
| Billy Martin | 2B |
| Minnie Minoso | LF |
| Rocky Colavito | RF |
| Russ Nixon | CA |
| Vic Power | 1B |
| Woody Held | 3B |
| George Strickland | SS |
| Gary Bell | P |

■ **1960, April 19**
Detroit (4) at Indians (2)

| | |
|----------------|----|
| John Temple | 2B |
| Harvey Kuenn | CF |
| Walter Bond | RF |
| Tito Francona | LF |
| Russ Nixon | CA |
| Vic Power | 1B |
| Woody Held | SS |
| Bubba Phillips | 3B |
| Gary Bell | P |

■ **1961, April 11**
Indians (9) at Detroit (5)

| | |
|-----------------|----|
| John Temple | 2B |
| Tito Francona | LF |
| Jimmy Piersall | CF |
| Willie Kirkland | RF |
| Woody Held | SS |
| Vic Power | 1B |
| Bubba Phillips | 3B |
| Johnny Romano | CA |
| Jim Perry | P |

■ **1962, April 10**
Indians (4) at Boston (0)

| | |
|-----------------|----|
| Ty Cline | CF |
| Tito Francona | 1B |
| Chuck Essegian | LF |
| Willie Kirkland | RF |
| Johnny Romano | CA |
| Woody Held | SS |
| Bubba Phillips | 3B |
| Jerry Kindall | 2B |
| Dick Donovan | P |

■ **1963, April 9**
Indians (5) at Minnesota (4)

| | |
|----------------|----|
| Vic Davalillo | CF |
| Tony Martinez | SS |
| Tito Francona | LF |
| Fred Whitfield | 1B |
| Johnny Romano | CA |
| Ellis Burton | RF |
| Max Alvis | 3B |
| Woodie Held | 2B |
| Jim Grant | P |

■ **1964, April 14**
Minnesota (7) at Indians (6)

| | |
|----------------|----|
| Dick Howser | SS |
| Vic Davalillo | CF |
| Leon Wagner | LF |
| Max Alvis | 3B |
| Fred Whitfield | 1B |
| Tito Francona | RF |
| Johnny Romano | CA |
| Woody Held | 2B |
| Jim Grant | P |

■ **1965, April 13**
Indians (7) at California (1)

| | |
|----------------|----|
| Dick Howser | SS |
| Chuck Hinton | 1B |
| Leon Wagner | LF |
| Rocky Colavito | RF |
| Max Alvis | 3B |
| Vic Davalillo | CF |
| Larry Brown | 2B |
| Joe Azcue | CA |
| Ralph Terry | P |

■ **1966, April 11**
Indians (5) at Washington (2)

| | |
|----------------|----|
| Vic Davalillo | CF |
| Max Alvis | 3B |
| Leon Wagner | LF |
| Rocky Colavito | RF |
| Chuck Hinton | 1B |
| Pedro Gonzalez | 2B |
| Larry Brown | SS |
| Del Crandall | CA |
| Sam McDowell | P |

■ **1967, April 11**
Indians (3) at Kansas City (4)

| | |
|----------------|----|
| Vic Davalillo | CF |
| Max Alvis | 3B |
| Leon Wagner | LF |
| Fred Whitfield | 1B |
| Chuck Hinton | RF |
| Gus Gil | 2B |
| Duke Sims | CA |
| Larry Brown | SS |
| Sam McDowell | P |

■ **1968, April 10**
Indians (9) at Chicago (0)

| | |
|---------------|----|
| Tommy Harper | LF |
| Vern Fuller | 2B |
| Jose Cardenal | CF |
| Duke Sims | CA |
| Tony Horton | 1B |
| Vic Davalillo | RF |
| Max Alvis | 3B |
| Larry Brown | SS |
| Sonny Siebert | P |

■ **1969, April 8**
Indians (2) at Detroit (6)

| | |
|-------------------|----|
| Jose Cardenal | CF |
| Larry Brown | SS |
| Richie Scheinblum | RF |
| Tony Horton | 1B |
| Jimmie Hall | LF |
| Joe Azcue | CA |
| Zoilo Versalles | 3B |
| Vern Fuller | 2B |
| Luis Tiant | P |

■ **1970, April 7**
Baltimore (8) at Indians (2)

| | |
|----------------|----|
| Ted Ford | RF |
| Ted Uhlaender | CF |
| Roy Foster | LF |
| Tony Horton | 1B |
| Ray Fosse | CA |
| Jack Heidemann | SS |
| Graig Nettles | 3B |
| Eddie Leon | 2B |
| Sam McDowell | P |

■ **1971, April 6**
Indians (2) at Detroit (8)

| | |
|----------------|----|
| Larry Brown | SS |
| Graig Nettles | 3B |
| Alan Foster | LF |
| Ray Fosse | CA |
| Ken Harrelson | 1B |
| Eddie Leon | 2B |
| Ted Ford | RF |
| Buddy Bradford | CF |
| Steve Hargen | P |

■ **1972, April 15**
Milwaukee (5) at Indians (1)

| | |
|-----------------|----|
| Dell Unser | CF |
| Eddie Leon | 2B |
| Alex Johnson | LF |
| Graig Nettles | 3B |
| Chris Chambliss | 1B |
| Ray Fosse | CA |
| Buddy Bell | RF |
| Frank Duffy | SS |
| Gaylord Perry | P |

■ **1973, April 7**
Detroit (1) at Indians (2)

| | |
|-----------------|----|
| Rosendo Torres | RF |
| George Hendrick | CF |
| Chris Chambliss | 1B |
| John Ellis | DH |
| Charlie Spikes | LF |
| Dave Duncan | CA |
| Buddy Bell | 3B |
| Jack Brohamer | 2B |
| Leo Cardenas | SS |
| Gaylord Perry | P |

■ **1974, April 6**
Indians (1) at New York (6)

| | |
|-----------------|----|
| John Lowenstein | LF |
| Oscar Gamble | DH |
| George Hendrick | CF |
| John Ellis | CA |
| Charlie Spikes | RF |
| Chris Chambliss | 1B |
| Buddy Bell | 3B |
| Frank Duffy | SS |
| Angel Hermoso | 2B |
| Gaylord Perry | P |

■ **1975, April 8**
New York (3) at Indians (5)

| | |
|-----------------|----|
| Oscar Gamble | LF |
| Frank Robinson | DH |
| George Hendrick | CF |
| Charlie Spikes | RF |
| Boog Powell | 1B |
| John Ellis | CA |
| Buddy Bell | 3B |
| Jack Brohamer | 2B |
| Ed Crosby | SS |
| Gaylord Perry | P |

■ **1976, April 10**
Detroit (3) at Indians (1)

| | |
|------------------|----|
| Rick Manning | CF |
| Duane Kuiper | 2B |
| Buddy Bell | 3B |
| Boog Powell | 1B |
| George Hendrick | RF |
| Rico Carty | DH |
| Charlie Spikes | LF |
| Alan Ashby | CA |
| Frank Duffy | SS |
| Dennis Eckersley | P |

■ **1977, April 7**
Indians (5) at Boston (4)

| | |
|------------------|----|
| Rick Manning | CF |
| Duane Kuiper | 2B |
| Jim Norris | RF |
| Rico Carty | DH |
| Andre Thornton | 1B |
| Bill Melton | 3B |
| Buddy Bell | LF |
| Ray Fosse | CA |
| Frank Duffy | SS |
| Dennis Eckersley | P |

■ **1978, April 8**
Kansas City (5) at Indians (8)

| | |
|----------------|----|
| Paul Dade | RF |
| Duane Kuiper | 2B |
| Johnny Grubb | LF |
| Andre Thornton | 1B |
| Willie Horton | DH |
| Larvell Blanks | SS |
| Buddy Bell | 3B |
| Rick Manning | CF |
| Ron Pruitt | CA |
| Wayne Garland | P |

■ **1979, April 5**
Boston (7) at Indians (1)

| | |
|----------------|----|
| Toby Harrah | 3B |
| Jim Norris | DH |
| Bobby Bonds | RF |
| Andre Thornton | 1B |
| Gary Alexander | CA |
| Ted Cox | LF |
| Duane Kuiper | 2B |
| Tom Verzyer | SS |
| Horace Speed | CF |
| Rick Wise | P |

■ **1980, April 11**
Indians (2) at California (10)

| | |
|----------------|----|
| Rick Manning | CF |
| Toby Harrah | 3B |
| Mike Hargrove | 1B |
| Gary Alexander | DH |
| Jorge Orta | RF |
| Ron Hassey | CA |
| Joe Charboneau | LF |
| Duane Kuiper | 2B |
| Tom Verzyer | SS |
| Dan Spilner | P |

■ **1981, April 11**
Milwaukee (5) at Indians (3)

| | |
|----------------|----|
| Miguel Dilone | DH |
| Rick Manning | CF |
| Mike Hargrove | 1B |
| Joe Charboneau | LF |
| Toby Harrah | 3B |
| Jorge Orta | RF |
| Bo Diaz | CA |
| Alan Bannister | 2B |
| Tom Verzyer | SS |
| Bert Blayven | P |

■ **1982, April 10**
Texas (8) at Indians (3)

| | |
|-----------------|----|
| Miguel Dilone | LF |
| Toby Harrah | 3B |
| Mike Hargrove | 1B |
| Andre Thornton | DH |
| Bake McBride | RF |
| Ron Hassey | CA |
| Rick Manning | CF |
| Jack Perconte | 2B |
| Jerry Dybzinski | SS |
| Rick Waits | P |

■ **1983, April 4**
Indians (8) at Oakland (5)

| | |
|-----------------|----|
| Mike Hargrove | 1B |
| Toby Harrah | 3B |
| Bake McBride | RF |
| Andre Thornton | DH |
| George Vukovich | LF |
| Manny Trillo | 2B |
| Rick Manning | CF |
| Ron Hassey | CA |
| Julio Franco | SS |
| Rick Sutcliffe | P |

■ **1984, April 3**
Indians (9) at Texas (1)

| | |
|-----------------|----|
| Brett Butler | CF |
| Tony Bernazard | 2B |
| Julio Franco | SS |
| Andre Thornton | DH |
| Pat Tabler | 1B |
| Brook Jacoby | 3B |
| Ron Hassey | CA |
| George Vukovich | RF |
| Otis Nixon | LF |
| Rick Sutcliffe | P |

■ **1985, April 8**
Indians (4) at Detroit (5)

| | |
|-----------------|----|
| Brett Butler | CF |
| Julio Franco | SS |
| Mel Hall | LF |
| Joe Carter | DH |
| Pat Tabler | 1B |
| Brook Jacoby | 3B |
| George Vukovich | RF |
| Chris Bando | CA |
| Tony Bernazard | 2B |
| Bert Blayven | P |

■ **1986, April 7**
Indians (6) at Baltimore (4)

| | |
|----------------|----|
| Brett Butler | CF |
| Joe Carter | RF |
| Julio Franco | SS |
| Andre Thornton | DH |
| Brook Jacoby | 3B |
| Pat Tabler | 1B |
| Tony Bernazard | 2B |
| Mel Hall | LF |
| Andy Allanson | CA |
| Ken Schrom | P |

■ **1987, April 6**
Indians (3) at Toronto (7)

| | |
|----------------|----|
| Tony Bernazard | 2B |
| Brett Butler | CF |
| Julio Franco | SS |
| Joe Carter | LF |
| Andre Thornton | DH |
| Brook Jacoby | 3B |
| Pat Tabler | 1B |
| Cory Snyder | RF |
| Chris Bando | CA |
| Tom Candiotti | P |

■ **1988, April 4**
Indians (3) at Texas (4)

| | |
|---------------|----|
| Julio Franco | 2B |
| Willie Upshaw | 1B |
| Pat Tabler | DH |
| Joe Carter | CF |
| Mel Hall | LF |
| Brook Jacoby | 3B |
| Cory Snyder | RF |
| Jay Bell | SS |
| Andy Allanson | CA |
| Greg Swindell | P |

■ **1989, April 3**
Milwaukee (1) at Indians (2)

| | |
|-----------------|----|
| Oddibe McDowell | LF |
| Jerry Browne | 2B |
| Joe Carter | CF |
| Pete O'Brien | 1B |
| Cory Snyder | RF |
| Dave Clark | DH |
| Brook Jacoby | 3B |
| Andy Allanson | CA |
| Felix Fermin | SS |
| Greg Swindell | P |

■ **1990, April 12**
Indians (4) at New York (6)

| | |
|-----------------|----|
| Mitch Webster | CF |
| Jerry Browne | 2B |
| Candy Maldonado | LF |
| Cory Snyder | RF |
| Keith Hernandez | 1B |
| Chris James | DH |
| Brook Jacoby | 3B |
| Sandy Alomar | CA |
| Rafael Santana | SS |
| Bud Black | P |

■ **1991, April 8**
Indians (2) at Kansas City (4)

| | |
|---------------|----|
| Alex Cole | CF |
| Jerry Browne | 2B |
| Chris James | DH |
| Albert Belle | LF |
| Sandy Alomar | CA |
| Brook Jacoby | 1B |
| Carlos Baerga | 3B |
| Felix Fermin | SS |
| Mitch Webster | RF |
| Greg Swindell | P |

■ **1992, April 6**
Indians (0) at Baltimore (2)

| | |
|----------------|----|
| Kenny Lofton | CF |
| Glenallen Hill | DH |
| Carlos Baerga | 2B |
| Albert Belle | LF |
| Paul Sorrento | 1B |
| Mark Whiten | RF |
| Sandy Alomar | CA |
| Brook Jacoby | 3B |
| Mark Lewis | SS |
| Charles Nagy | P |

■ **1993, April 5**
New York (9) at Indians (1)

| | |
|------------------|----|
| Kenny Lofton | CF |
| Felix Fermin | SS |
| Carlos Baerga | 2B |
| Albert Belle | LF |
| Paul Sorrento | 1B |
| Reggie Jefferson | DH |
| Carlos Martinez | 3B |
| Glenallen Hill | RF |
| Sandy Alomar | CA |
| Charles Nagy | P |

■ **1994, April 4**
Seattle (3) at Indians (4)

| | |
|-----------------|----|
| Kenny Lofton | CF |
| Omar Vizquel | SS |
| Carlos Baerga | 2B |
| Albert Belle | LF |
| Eddie Murray | 1B |
| Candy Maldonado | DH |
| Sandy Alomar | CA |
| Manny Ramirez | RF |
| Mark Lewis | 3B |
| Dennis Martinez | P |

■ **1995, April 27**
Indians (11) at Texas (6)

| | |
|-----------------|----|
| Kenny Lofton | CF |
| Omar Vizquel | SS |
| Carlos Baerga | 2B |
| Albert Belle | LF |
| Eddie Murray | DH |
| Jim Thome | 3B |
| Manny Ramirez | RF |
| Paul Sorrento | 1B |
| Tony Pena | CA |
| Dennis Martinez | P |

■ **1996, April 2**
New York (7) at Indians (1)

| | |
|-----------------|----|
| Kenny Lofton | CF |
| Omar Vizquel | SS |
| Carlos Baerga | 2B |
| Albert Belle | LF |
| Eddie Murray | DH |
| Julio Franco | 1B |
| Manny Ramirez | RF |
| Sandy Alomar | CA |
| Scott Leius | 3B |
| Dennis Martinez | P |

■ **1997, April 2**
Indians (9) at Oakland (7)

| | |
|-----------------|----|
| Marquis Grissom | CF |
| Omar Vizquel | SS |
| Jim Thome | 1B |
| Matt Williams | 3B |
| David Justice | LF |
| Manny Ramirez | RF |
| Julio Franco | 2B |
| Kevin Mitchell | DH |
| Sandy Alomar | CA |
| Charles Nagy | P |

■ **1998, March 31**
Indians (10) at Seattle (9)

| | |
|-----------------|----|
| Kenny Lofton | CF |
| Omar Vizquel | SS |
| Shawon Dunston | DH |
| Manny Ramirez | RF |
| Geronimo Berroa | LF |
| Travis Fryman | 3B |
| Sandy Alomar | CA |
| Jeff Manto | 1B |
| Enrique Wilson | 2B |
| Charles Nagy | P |

■ **1999, April 6**
Indians (5) at Anaheim (6)

| | |
|------------------|----|
| Kenny Lofton | CF |
| Omar Vizquel | SS |
| Roberto Alomar | 2B |
| Jim Thome | 1B |
| Manny Ramirez | RF |
| David Justice | LF |
| Travis Fryman | 3B |
| Wilfredo Cordero | DH |
| Sandy Alomar | CA |
| Jaret Wright | P |

■ **2000, April 3**
Indians (4) at Baltimore (1)

| | |
|----------------|----|
| Kenny Lofton | CF |
| Omar Vizquel | SS |
| Roberto Alomar | 2B |
| Manny Ramirez | RF |
| Jim Thome | 1B |
| Richie Sexson | DH |
| David Justice | LF |
| Travis Fryman | 3B |
| Sandy Alomar | CA |
| Bartolo Colon | P |

■ **2001, April 2**
Chicago (7) at Indians (4)

| | |
|-----------------|----|
| Kenny Lofton | CF |
| Omar Vizquel | SS |
| Roberto Alomar | 2B |
| Juan Gonzalez | RF |
| Ellis Burks | LF |
| Jim Thome | 1B |
| Wil Cordero | DH |
| Russell Branyan | 3B |
| Einar Diaz | CA |
| Bartolo Colon | P |

■ **2002, March 31**
Indians (6) at Anaheim (0)

| | |
|-----------------|----|
| Matt Lawton | RF |
| Omar Vizquel | SS |
| Ellis Burks | DH |
| Jim Thome | 1B |
| Travis Fryman | 3B |
| Ricky Gutierrez | 2B |
| Milton Bradley | CF |
| Russell Branyan | LF |
| Einar Diaz | CA |
| Bartolo Colon | P |

■ **2003, March 31**
Indians (5) at Baltimore (6)

| | |
|------------------|----|
| Milton Bradley | CF |
| Omar Vizquel | SS |
| Matt Lawton | LF |
| Ellis Burks | DH |
| Karim Garcia | RF |
| Travis Hafner | 1B |
| Casey Blake | 3B |
| Josh Bard | CA |
| Brandon Phillips | 2B |
| CC Sabathia | P |

■ **2004, April 5**
Indians (4) at Minnesota (7)

| | |
|-----------------|----|
| Matt Lawton | LF |
| Omar Vizquel | SS |
| Jody Gerut | RF |
| Ben Broussard | 1B |
| Casey Blake | 3B |
| Victor Martinez | CA |
| Travis Hafner | DH |
| Ron Belliard | 2B |
| Coco Crisp | CF |
| CC Sabathia | P |

■ **2005, April 4**
Indians (0) at Chicago (1)

| | |
|-----------------|----|
| Coco Crisp | CF |
| Ronnie Belliard | 2B |
| Travis Hafner | DH |
| Victor Martinez | CA |
| Aaron Boone | 3B |
| Casey Blake | RF |
| Ben Broussard | 1B |
| Jose Hernandez | LF |
| Jhonny Peralta | SS |
| Jake Westbrook | P |

■ **2006, April 12**
Indians (4) at Chicago (10)

| | |
|-----------------|----|
| Grady Sizemore | CF |
| Jason Michaels | LF |
| Jhonny Peralta | SS |
| Travis Hafner | DH |
| Victor Martinez | CA |
| Eduardo Perez | 1B |
| Ronnie Belliard | 2B |
| Aaron Boone | 3B |
| Casey Blake | RF |
| CC Sabathia | P |

■ **2007, April 2**
Indians (12) at Chicago (5)

| | |
|-----------------|----|
| Grady Sizemore | CF |
| Trot Nixon | RF |
| Travis Hafner | DH |
| Victor Martinez | CA |
| Casey Blake | 1B |
| David Dellucci | LF |
| Jhonny Peralta | SS |
| Josh Barfield | 2B |
| Andy Marte | 3B |
| CC Sabathia | P |

■ **2008, March 31**
Chicago (8) at Indians (10)

| | |
|--------------------|----|
| Grady Sizemore | CF |
| Jason Michaels | LF |
| Travis Hafner | DH |
| Victor Martinez | CA |
| Jhonny Peralta | SS |
| Ryan Garko | 1B |
| Asdrubal Cabrera | 2B |
| Franklin Gutierrez | RF |
| Casey Blake | 3B |
| CC Sabathia | P |

■ **2009, April 6**
Indians (1) at Texas (9)

| | |
|------------------|----|
| Grady Sizemore | CF |
| Mark DeRosa | 3B |
| Victor Martinez | 1B |
| Travis Hafner | DH |
| Jhonny Peralta | SS |
| Shin-Soo Choo | RF |
| Kelly Shoppach | CA |
| Ben Francisco | LF |
| Asdrubal Cabrera | 2B |
| Cliff Lee | P |

■ **2010, April 5**
Indians (0) at White Sox (6)

| | |
|-------------------|----|
| Asdrubal Cabrera | SS |
| Grady Sizemore | CF |
| Shin-Soo Choo | RF |
| Travis Hafner | DH |
| Jhonny Peralta | 3B |
| Matt LaPorta | 1B |
| Mark Grudzielanek | 2B |
| Lou Marson | CA |
| Michael Brantley | LF |
| Jake Westbrook | P |

■ **2011, April 1**
Chicago (15) at Indians (10)

| | |
|------------------|----|
| Michael Brantley | CF |
| Asdrubal Cabrera | SS |
| Shin-Soo Choo | RF |
| Carlos Santana | CA |
| Travis Hafner | DH |
| Orlando Cabrera | 2B |
| Austin Kearns | 1B |
| Matt LaPorta | LF |
| Jack Hannahan | 3B |
| Fausto Carmona | P |

■ **2012, April 5 (16.01P)**
Toronto (7) at Indians (4)

| | |
|------------------|----|
| Michael Brantley | CF |
| Asdrubal Cabrera | SS |
| Shin-Soo Choo | RF |
| Carlos Santana | CA |
| Travis Hafner | DH |
| Shelley Duncan | LF |
| Casey Kotchman | 2B |
| Jason Kipnis | 1B |
| Jack Hannahan | 3B |
| Justin Masterson | P |

A CLEAN SWEEP

Prior to the 2001 Seattle Mariners, the last team to lead its league in batting average, earned run average, and fielding average in the same season was the 1948 World Champion Cleveland Indians. Cleveland also led the AL in all three categories in 1906. The only other teams to accomplish this feat are the New York Giants (1904, 1931), Chicago Cubs (1906, 1945), Philadelphia Athletics (1910), and St. Louis Cardinals (1944, 1946).
(Based on data from **Total Baseball**, Sixth Edition.)

PLAYERS ENSHRINED IN BASEBALL'S HALL OF FAME AT COOPERSTOWN, N.Y. WHO PLAYED/MANAGED FOR THE CLEVELAND INDIANS

(1901-present)

| <u>PLAYER</u> | <u>YEAR ELECTED</u> | <u>PLAYER</u> | <u>YEAR ELECTED</u> |
|--------------------------|---------------------|-----------------------|---------------------|
| Walter Johnson, Mgr..... | 1936 | Addie Joss..... | 1978 |
| Nap Lajoie..... | 1937 | Frank Robinson..... | 1982 |
| Tris Speaker..... | 1937 | Hoyt Wilhelm..... | 1985 |
| Cy Young..... | 1937 | Gaylord Perry..... | 1991 |
| Bob Feller..... | 1962 | Hal Newhouser..... | 1992 |
| Elmer Flick..... | 1963 | Steve Carlton..... | 1994 |
| Sam Rice..... | 1963 | Phil Niekro..... | 1997 |
| Stanley Coveleski..... | 1969 | Larry Doby..... | 1998 |
| Lou Boudreau..... | 1970 | Dave Winfield..... | 2001 |
| Satchell Paige..... | 1971 | Eddie Murray..... | 2003 |
| Early Wynn..... | 1972 | Dennis Eckersley..... | 2004 |
| Earl Averill..... | 1975 | Billy Southworth..... | 2008 |
| Ralph Kiner..... | 1975 | Dick Williams..... | 2008 |
| Bob Lemon..... | 1976 | Joe Gordon..... | 2009 |
| Joe Sewell..... | 1977 | Roberto Alomar..... | 2011 |
| Al Lopez, Mgr..... | 1977 | Bert Blyleven..... | 2011 |

EDITOR'S NOTE: Former Indians General Manager Billy Evans was elected to the Hall of Fame in January, 1973. Former owner Bill Veeck was elected in 1991. Walter Johnson managed the club from 1933-35 and Hank Greenberg was General Manager from 1950-57.

GOLD AT SECOND, SHORT, AND THIRD

With 3 Gold Glove infielders in 2000 (Robbie Alomar, Omar Vizquel, and Travis Fryman), the Indians joined a select circle. Only one other franchise has had the Gold Glove winners at second base, shortstop, and third base in the same season. In 1969 and 1971, the Orioles captured Gold Gloves at all three positions (Second Baseman Dave Johnson, Third Baseman Brooks Robinson, Shortstop Mark Belanger) and did so again from 1973-75 (Second Baseman Bobby Grich, Robinson, Belanger).

AWARDS

MOST VALUABLE PLAYER AWARD (1931-2009)*

George Burns, 1926

Al Rosen, 1953

Lou Boudreau, 1948

* Known as "League Award" from 1922-28

CY YOUNG AWARD (1956-2009)

Gaylord Perry, 1972

CC Sabathia, 2007

Cliff Lee, 2008

AMERICAN LEAGUE ROOKIE OF THE YEAR (1947-2009)

Herb Score, P 1955

Joe Charboneau, OF 1980

Chris Chambliss, 1B 1971

Sandy Alomar, C 1990

AMERICAN LEAGUE MANAGER OF THE YEAR (1983-2009)

Eric Wedge, 2007

ROLAIDS AMERICAN LEAGUE RELIEVER OF THE YEAR

Jose Mesa, 1995

RAWLINGS GOLD GLOVE WINNERS

| | | | | | |
|------|-------------------------|------|------------------------|------|-------------------------|
| 1958 | Vic Power 1B | 1990 | Sandy Alomar C | 1998 | Omar Vizquel SS |
| 1959 | Vic Power 1B | 1993 | Kenny Lofton OF | 1999 | Roberto Alomar 2B |
| 1959 | Minnie Minoso OF | 1994 | Kenny Lofton OF | 1999 | Omar Vizquel SS |
| 1960 | Vic Power 1B | 1994 | Omar Vizquel SS | 2000 | Roberto Alomar 2B |
| 1961 | Vic Power 1B | 1995 | Kenny Lofton OF | 2000 | Omar Vizquel SS |
| 1961 | Jimmy Piersall OF | 1995 | Omar Vizquel SS | 2000 | Travis Fryman 3B |
| 1964 | Vic Davalillo OF | 1996 | Kenny Lofton OF | 2001 | Roberto Alomar 2B |
| 1970 | Ray Fosse C | 1996 | Omar Vizquel SS | 2001 | Omar Vizquel SS |
| 1971 | Ray Fosse C | 1997 | Omar Vizquel SS | 2007 | Grady Sizemore OF |
| 1976 | Rick Manning OF | 1997 | Matt Williams 3B | 2008 | Grady Sizemore OF |

SPORTING NEWS/HILLERICH AND BRADSBY SILVER SLUGGER WINNERS

| | | | | | |
|------|-------------------------|------|-------------------------|-------|---------------------------|
| 1984 | Andre Thornton DH | 1995 | Manny Ramirez OF | 2000 | Roberto Alomar 2B |
| 1988 | Julio Franco 2B | 1996 | Albert Belle OF | 2000 | Manny Ramirez OF |
| 1993 | Albert Belle OF | 1996 | Jim Thome 3B | 2001 | Juan Gonzalez OF |
| 1993 | Carlos Baerga 2B | 1997 | Matt Williams 3B | #2004 | Victor Martinez CA |
| 1994 | Carlos Baerga 2B | 1997 | David Justice OF | 2008 | Grady Sizemore OF |
| 1994 | Albert Belle OF | 1999 | Roberto Alomar 2B | 2011 | Asdrubal Cabrera SS |
| 1995 | Albert Belle OF | 1999 | Manny Ramirez OF | | |

Shared award with Detroit's Ivan Rodriguez

THE SPORTING NEWS AWARDS

MAJOR LEAGUE PLAYER OF THE YEAR

| | | | |
|--------------------|------|-------------------|------|
| Johnny Allen | 1937 | Al Rosen..... | 1953 |
| Bob Feller | 1940 | Albert Belle..... | 1995 |
| Lou Boudreau | 1948 | | |

AMERICAN LEAGUE PLAYER OF THE YEAR

| | | | |
|--------------------|------|-------------------|------|
| Lou Boudreau | 1948 | Al Rosen..... | 1953 |
| Luke Easter | 1952 | Bobby Avila | 1954 |

AMERICAN LEAGUE ROOKIE PLAYER OF THE YEAR

| | | | |
|----------------------|------|-----------------------|------|
| Roy Foster | 1970 | Sandy Alomar, Jr..... | 1990 |
| Chris Chambliss..... | 1971 | Jody Gerut..... | 2003 |
| Joe Charboneau..... | 1980 | | |

AMERICAN LEAGUE PITCHER OF THE YEAR

| | | | |
|-----------------|------|---------------------|------|
| Bob Lemon | 1948 | Dick Donovan | 1962 |
| Bob Lemon | 1950 | Sam McDowell | 1970 |
| Bob Feller..... | 1951 | C.C. Sabathia | 2007 |
| Bob Lemon | 1954 | Cliff Lee | 2008 |

AMERICAN LEAGUE ROOKIE PITCHER OF THE YEAR

| | | | |
|------------------------|------|----------------------|------|
| Herb Score | 1955 | Julian Tavarez | 1995 |
| Dick Tidrow | 1972 | C.C. Sabathia | 2001 |
| Dennis Eckersley | 1975 | | |

AMERICAN LEAGUE FIREMAN OF THE YEAR

Jose Mesa, 1995

Joe Borowski, 2007

COMEBACK PLAYER OF THE YEAR

Andre Thornton, 1982

Cliff Lee, 2008

MAJOR LEAGUE EXECUTIVE OF THE YEAR

Bill Veeck, 1948

John Hart, 1994 and 1995

Mark Shapiro, 2005 and 2007

AMERICAN LEAGUE MANAGER OF THE YEAR

Mike Hargrove, 1995

Eric Wedge, 2007

MAJOR LEAGUE ALL-STAR TEAM (TSN)

| | | | |
|------------------------|------|---------------------------|------|
| George Burns, 1b..... | 1926 | Fred Whitfield, 1b..... | 1965 |
| Joe Sewell, ss..... | 1926 | Ray Fosse, c..... | 1970 |
| George Uhle, p..... | 1926 | Sam McDowell, lhp..... | 1970 |
| Wes Farrell, p..... | 1930 | Gaylord Perry, rhp..... | 1972 |
| Earl Averill, of..... | 1931 | Tony Bernazard, 2b..... | 1986 |
| Earl Averill, of..... | 1932 | Carlos Baerga, 2b..... | 1993 |
| Earl Averill, of..... | 1934 | Albert Belle, of..... | 1993 |
| Earl Averill, of..... | 1936 | Albert Belle, of..... | 1994 |
| Bob Feller, p..... | 1939 | Carlos Baerga, 2b..... | 1995 |
| Bob Feller, p..... | 1940 | Albert Belle, of..... | 1995 |
| Bob Feller, p..... | 1941 | Jim Thome, 3b..... | 1995 |
| Bob Feller, p..... | 1946 | Albert Belle, of..... | 1996 |
| Joe Gordon, 2b..... | 1947 | Jim Thome, 3b..... | 1996 |
| Lou Boudreau, ss..... | 1947 | Matt Williams, 3b..... | 1997 |
| Bob Feller, p..... | 1947 | David Justice, of..... | 1997 |
| Joe Gordon, 2b..... | 1948 | Roberto Alomar, 2b..... | 1999 |
| Lou Boudreau, ss..... | 1948 | Manny Ramirez, of..... | 1999 |
| Bob Lemon, p..... | 1948 | Roberto Alomar, 2b..... | 2000 |
| Larry Doby, of..... | 1950 | Travis Fryman, 3b..... | 2000 |
| Bob Lemon, p..... | 1950 | Jim Thome, 1b..... | 2001 |
| Al Rosen, 3b..... | 1953 | Juan Gonzalez, of..... | 2001 |
| Bobby Avila, 2b..... | 1954 | C.C. Sabathia, p..... | 2007 |
| Al Rosen, 3b..... | 1954 | Cliff Lee, p..... | 2008 |
| Bob Lemon, p..... | 1954 | Grady Sizemore, of..... | 2008 |
| Minnie Minoso, of..... | 1959 | Asdrubal Cabrera, ss..... | 2011 |
| Dick Donovan, p..... | 1962 | | |

A.L. HANK AARON AWARD WINNER (HITS + HR + RBI)

Manny Ramirez, 1999

CONSECUTIVE WINNING SEASONS FOR THE INDIANS

Only once have the Indians had a stretch of winning seasons longer than the run of eight years from 1994-2001. Cleveland had a winning record for 10 consecutive seasons from 1947 through 1956.

CLEVELAND BBWAA BOB FELLER "MAN OF THE YEAR" AWARD

| | | | | | | | |
|------|--|------|----------------------------|------|-------------------------------|------|--------------------------------|
| 1946 | Bill Veeck | 1963 | Max Alvis | 1980 | Mike Hargrove | 1997 | Sandy Alomar |
| 1947 | Lou Boudreau | 1964 | Don McMahon | 1981 | Mike Hargrove | 1998 | Manny Ramirez |
| 1948 | Gene Bearden | 1965 | Rocky Colavito | 1982 | Andre Thornton Toby Harrah | 1999 | Robbie Alomar Manny Ramirez |
| 1949 | Bob Lemon | 1966 | Sonny Siebert | 1983 | Rick Sutcliffe | 2000 | Travis Fryman |
| 1950 | Larry Doby | 1967 | Max Alvis | 1984 | Bert Blyleven | 2001 | Roberto Alomar |
| 1951 | Bob Feller | 1968 | Luis Tiant | 1985 | Brett Butler | 2002 | Jim Thome |
| 1952 | Mike Garcia Bob Lemon Early Wynn | 1969 | Sam McDowell | 1986 | Joe Carter | 2003 | Jody Gerut |
| 1953 | Al Rosen | 1970 | Ray Fosse Sam McDowell | 1987 | Brook Jacoby | 2004 | Victor Martinez |
| 1954 | Bobby Avila | 1971 | Graig Nettles | 1988 | Doug Jones | 2005 | Travis Hafner |
| 1955 | Al Smith | 1972 | Gaylord Perry | 1989 | Jerry Browne | 2006 | Grady Sizemore |
| 1956 | Vic Wertz | 1973 | Buddy Bell | 1990 | Doug Jones | 2007 | C.C. Sabathia |
| 1957 | Gene Woodling | 1974 | Gaylord Perry Jim Perry | 1991 | Carlos Baerga | 2008 | Cliff Lee |
| 1958 | Rocky Colavito | 1975 | Dave LaRoche | 1992 | Carlos Baerga | 2009 | Shin-Soo Choo |
| 1959 | Tito Francona | 1976 | Rico Carty | 1993 | Albert Belle | 2010 | Shin-Soo Choo |
| 1960 | Jim Perry | 1977 | Duane Kuiper | 1994 | no award | 2011 | Asdrubal Cabrera |
| 1961 | Mel Harder | 1978 | Andre Thornton | 1995 | Jose Mesa | 2012 | Vinnie Pestano |
| 1962 | Dick Donovan | 1979 | Dave Garcia | 1996 | Albert Belle | | |

CLEVELAND BBWAA "FRANK GIBBONS/STEVE OLIN GOOD GUY" AWARD

| | | | | | | | |
|------|------------------------------------|------|----------------------------|------|----------------|------|---------------|
| 1968 | Alvin Dark | 1979 | Sid Monge | 1990 | Brook Jacoby | 2001 | Charles Nagy |
| 1969 | Lou Klimchok | 1980 | Rick Manning | 1991 | Mike Hargrove | 2002 | Joel Skinner |
| 1970 | Larry Brown | 1981 | Mike Seghi | 1992 | Felix Fermin | 2003 | Ellis Burks |
| 1971 | Hank Peters | 1982 | Dennis Sommers | 1993 | Cy Buynak | 2004 | Casey Blake |
| 1972 | Dino Lucarelli | 1983 | Don McMahon | 1994 | no award | 2005 | Aaron Boone |
| 1973 | Bob Gill | 1984 | Andre Thornton | 1995 | Jim Thome | 2006 | Paul Byrd |
| 1974 | Harold Bossard Marshall Bossard | 1985 | Mike Hargrove | 1996 | Omar Vizquel | 2007 | Mark Shapiro |
| 1975 | Boog Powell | 1986 | Johnny Goryl | 1997 | Orel Hershiser | 2008 | Luis Isaac |
| 1976 | Jim Warfield | 1987 | Andre Thornton | 1998 | Luis Isaac | 2009 | Jamey Carroll |
| 1977 | Cy Buynak | 1988 | Doc Edwards | 1999 | Dave Burba | 2010 | Manny Acta |
| 1978 | Duane Kuiper | 1989 | Tom Candiotti Bud Black | 2000 | Sandy Alomar | 2011 | Chris Perez |
| | | | | | | 2012 | Manny Acta |

GORDON COBBLEDICK GOLDEN TOMAHAWK WINNERS

(Announced by Wahoo Club. Voted by players.)

| | | | | | |
|------|---------------------------------|------|-----------------|------|---|
| 2011 | Asdrubal Cabrera | 1995 | Albert Belle | 1978 | Andre Thornton |
| 2010 | Shin-Soo Choo | | Jose Mesa | | Duane Kuiper |
| 2009 | Shin-Soo Choo | 1994 | Kenny Lofton | 1977 | Buddy Bell |
| 2008 | Cliff Lee Grady Sizemore | 1993 | Albert Belle | 1976 | Alan Ashby |
| 2007 | Victor Martinez | 1992 | Carlos Baerga | 1975 | Frank Duffy |
| 2006 | Grady Sizemore Travis Hafner | 1991 | Carlos Baerga | 1974 | John Ellis |
| 2005 | Bob Wickman | 1990 | Doug Jones | 1973 | Gaylord Perry |
| 2004 | Victor Martinez | 1989 | Jerry Browne | 1972 | Graig Nettles |
| 2003 | Jody Gerut | 1988 | Joe Carter | 1971 | Ray Fosse |
| 2002 | Jim Thome | 1987 | Pat Tabler | 1970 | Sam McDowell |
| 2001 | Roberto Alomar | 1986 | Joe Carter | 1969 | Jose Cardenal |
| 2000 | Travis Fryman | 1985 | Brett Butler | 1968 | Stan Williams |
| 1999 | Manny Ramirez | 1984 | Rick Sutcliffe | 1967 | Joe Azcue |
| 1998 | Manny Ramirez | 1983 | Andre Thornton | 1966 | Larry Brown |
| 1997 | Sandy Alomar | 1982 | Jerry Dybzinski | | <i>(renamed after Cobbledick in 1966)</i> |
| 1996 | Charles Nagy | 1981 | Mike Hargrove | 1965 | Dick Howser |
| | | 1980 | Toby Harrah | 1964 | Fred Whitfield |
| | | 1979 | Andre Thornton | 1963 | Jerry Kindall |

YEAR-BY-YEAR BATTING STATS

| YEAR | AVG | AB | R | H | 2B | 3B | HR | SLG | SB |
|------|-------|-------|------|--------|-------|-----|-----|-------|------|
| 1901 | .271 | 4833 | 667 | 1311 | 197 | 68 | 12 | .348 | 125 |
| 1902 | @.289 | 4840 | 686 | @1401 | 248 | 68 | 33 | .389 | 140 |
| 1903 | .265 | 4773 | 639 | 1265 | @231 | *95 | 31 | .373 | 175 |
| 1904 | @.260 | 5152 | @647 | 1340 | @225 | 90 | 27 | @.354 | 178 |
| 1905 | @.255 | 5166 | 567 | @1318 | 211 | @72 | 18 | .334 | 188 |
| 1906 | @.279 | @5425 | @663 | @1514 | @240 | 73 | 12 | @.357 | 203 |
| 1907 | .241 | 5068 | 530 | 1221 | 182 | 68 | 11 | .310 | 193 |
| 1908 | .239 | 5108 | 568 | 1221 | 188 | 58 | 18 | .309 | 177 |
| 1909 | .241 | 5048 | 493 | 1216 | 173 | 81 | 10 | .313 | 174 |
| 1910 | .244 | @5390 | 548 | 1316 | 188 | 64 | 9 | .308 | 189 |
| 1911 | .282 | 5321 | 691 | 1501 | @238 | 81 | 20 | .369 | 209 |
| 1912 | .273 | 5132 | 677 | 1403 | 219 | 77 | 12 | .353 | 194 |
| 1913 | .268 | 5031 | 633 | 1349 | 206 | 74 | 16 | .348 | 191 |
| 1914 | .245 | @5157 | 538 | 1262 | 178 | 70 | 10 | .312 | 167 |
| 1915 | .240 | 5034 | 539 | 1210 | 169 | 79 | 20 | .317 | 138 |
| 1916 | .250 | 5064 | 630 | 1264 | @233 | 66 | 16 | .331 | 160 |
| 1917 | .245 | 4994 | 584 | 1224 | @218 | 64 | 13 | .322 | *210 |
| 1918 | @.260 | 4166 | @504 | 1084 | @176 | @67 | 9 | @.341 | @165 |
| 1919 | .278 | 4565 | 636 | 1268 | @254 | 72 | 24 | @.381 | 113 |
| 1920 | .303 | 5196 | @857 | 1574 | @300 | *95 | 35 | .417 | 73 |
| 1921 | *.308 | 5383 | 925 | 1656 | @355 | 90 | 42 | .430 | 51 |
| 1922 | .292 | 5293 | 768 | 1544 | @320 | 73 | 32 | .398 | 90 |
| 1923 | @.301 | 5290 | @888 | @1594 | @301 | 75 | 59 | .420 | 79 |
| 1924 | .296 | 5332 | 755 | 1580 | 306 | 59 | 41 | .399 | 85 |
| 1925 | .297 | 5436 | 782 | 1613 | 285 | 58 | 52 | .399 | 90 |
| 1926 | .289 | 5293 | 738 | 1529 | @333 | 49 | 27 | .386 | 88 |
| 1927 | .283 | 5202 | 668 | 1471 | @321 | 52 | 26 | .379 | 65 |
| 1928 | .285 | @5386 | 674 | 1535 | 299 | 61 | 34 | .382 | 50 |
| 1929 | .294 | 5187 | 717 | 1525 | 294 | 79 | 62 | .417 | 75 |
| 1930 | .304 | 5439 | 890 | 1654 | @*358 | 59 | 72 | .431 | 51 |
| 1931 | .296 | 5445 | 885 | 1612 | @321 | 69 | 71 | .419 | 63 |
| 1932 | .285 | 5412 | 845 | 1544 | @310 | 74 | 78 | .413 | 52 |
| 1933 | .261 | 5240 | 654 | 1366 | 218 | 77 | 50 | .360 | 36 |
| 1934 | .287 | 5396 | 814 | 1550 | 340 | 46 | 100 | .423 | 52 |
| 1935 | .284 | 5534 | 776 | 1573 | @324 | 77 | 93 | .421 | 63 |
| 1936 | @.304 | @5646 | 921 | @*1715 | @357 | 82 | 123 | .461 | 66 |
| 1937 | .280 | 5353 | 817 | 1499 | 304 | 76 | 103 | .423 | 78 |
| 1938 | .281 | 5356 | 847 | 1506 | @300 | @89 | 113 | .434 | 83 |
| 1939 | .280 | 5316 | 797 | 1490 | @291 | @79 | 85 | .413 | 72 |
| 1940 | .265 | 5361 | 710 | 1422 | 287 | 61 | 101 | .398 | 53 |
| 1941 | .256 | 5283 | 677 | 1350 | 249 | @84 | 103 | .393 | 63 |
| 1942 | .253 | 5317 | 590 | 1344 | 223 | 58 | 50 | .345 | 69 |
| 1943 | .255 | 5269 | 600 | 1344 | @246 | 45 | 55 | .350 | 47 |
| 1944 | .266 | @5481 | 643 | @1458 | 270 | 50 | 70 | .372 | 48 |
| 1945 | .255 | 4898 | 557 | 1249 | 216 | 48 | 65 | .359 | 19 |
| 1946 | .245 | 5242 | 537 | 1285 | 233 | 56 | 79 | .356 | 57 |
| 1947 | .259 | @5367 | 687 | 1392 | @234 | 51 | 112 | .385 | 29 |

YEAR-BY-YEAR BATTING STATS (continued)

| YEAR | AVG | AB | R | H | 2B | 3B | HR | SLG | SB |
|------|-------|-------|------|-------|------|-----|------|--------|------|
| 1948 | @.282 | @5446 | 840 | @1534 | 242 | 54 | @155 | .431 | 54 |
| 1949 | .260 | 5221 | 675 | 1358 | 194 | 58 | 112 | .384 | 44 |
| 1950 | .269 | 5263 | 806 | 1417 | 222 | 46 | @164 | .422 | 40 |
| 1951 | .256 | 5250 | 696 | 1346 | 208 | 35 | @140 | .389 | 52 |
| 1952 | .262 | 5330 | @763 | 1399 | 211 | 49 | @148 | @.404 | 46 |
| 1953 | .270 | 5285 | 770 | 1426 | 201 | 29 | @160 | .410 | 33 |
| 1954 | .262 | 5222 | 746 | 1368 | 188 | 39 | @156 | .403 | 30 |
| 1955 | .257 | 5146 | 698 | 1325 | 195 | 31 | 148 | .394 | 28 |
| 1956 | .244 | 5148 | 712 | 1256 | 199 | 23 | 153 | .381 | 40 |
| 1957 | .252 | 5171 | 682 | 1304 | 199 | 26 | 140 | .382 | 40 |
| 1958 | .258 | 5201 | 694 | 1340 | 210 | 31 | 161 | .403 | 50 |
| 1959 | @.263 | 5288 | @745 | 1390 | 216 | 25 | @167 | @.408 | 33 |
| 1960 | .267 | @5296 | 667 | @1415 | 218 | 20 | 127 | .388 | 58 |
| 1961 | @.266 | @5609 | 737 | @1493 | @257 | 39 | 150 | .406 | 34 |
| 1962 | .245 | 5484 | 682 | 1341 | 202 | 22 | 180 | .388 | 35 |
| 1963 | .239 | 5496 | 635 | 1314 | 214 | 29 | 169 | .381 | 59 |
| 1964 | .247 | 5603 | 689 | 1386 | 208 | 22 | 164 | .380 | @79 |
| 1965 | .250 | 5469 | 663 | 1367 | 198 | 21 | 156 | .379 | 109 |
| 1966 | .237 | 5474 | 574 | 1300 | 156 | 25 | 155 | .360 | 53 |
| 1967 | .235 | 5461 | 559 | 1282 | 213 | 35 | 131 | .359 | 53 |
| 1968 | .234 | 5416 | 516 | 1266 | 210 | 36 | 75 | .327 | 115 |
| 1969 | .237 | 5365 | 573 | 1272 | 173 | 24 | 119 | .345 | 85 |
| 1970 | .249 | 5463 | 649 | 1358 | 197 | 23 | 183 | .394 | 25 |
| 1971 | .238 | 5467 | 543 | 1303 | 200 | 20 | 109 | .342 | 57 |
| 1972 | .234 | 5207 | 472 | 1220 | 187 | 18 | 91 | .330 | 49 |
| 1973 | .256 | 5592 | 680 | 1429 | 205 | 29 | @158 | .387 | 60 |
| 1974 | .255 | 5474 | 662 | 1395 | 201 | 19 | 131 | .370 | 79 |
| 1975 | .261 | 5404 | 688 | 1409 | 201 | 25 | @153 | .392 | 106 |
| 1976 | .263 | 5412 | 615 | 1423 | 189 | 38 | 85 | .359 | 75 |
| 1977 | .269 | 5491 | 676 | 1476 | 221 | 46 | 100 | .380 | 87 |
| 1978 | .261 | 5365 | 639 | 1400 | 223 | 45 | 106 | .379 | 64 |
| 1979 | .258 | 5376 | 760 | 1388 | 206 | 29 | 138 | .384 | 143 |
| 1980 | .277 | 5470 | 738 | 1517 | 221 | 40 | 89 | .381 | 118 |
| 1981 | .263 | 3507 | 431 | 922 | 150 | 21 | 39 | .351 | @119 |
| 1982 | .262 | 5559 | 683 | 1458 | 225 | 32 | 109 | .373 | 151 |
| 1983 | .265 | 5476 | 704 | 1451 | 249 | 31 | 86 | .369 | 109 |
| 1984 | .265 | 5643 | 761 | 1498 | 222 | 39 | 123 | .384 | 126 |
| 1985 | .265 | 5527 | 729 | 1465 | 254 | 31 | 116 | .385 | 132 |
| 1986 | @.284 | *5702 | @831 | @1620 | 270 | @45 | 157 | @.430 | @141 |
| 1987 | .263 | 5606 | 742 | 1476 | 267 | 30 | 187 | .422 | 140 |
| 1988 | .261 | 5505 | 666 | 1435 | 235 | 28 | 134 | .387 | 97 |
| 1989 | .245 | 5463 | 604 | 1340 | 221 | 26 | 127 | .365 | 74 |
| 1990 | .267 | 5485 | 732 | 1465 | 266 | 41 | 110 | .391 | 107 |
| 1991 | .254 | 5470 | 576 | 1390 | 236 | 26 | 79 | .350 | 84 |
| 1992 | .266 | 5620 | 674 | 1495 | 227 | 24 | 127 | .383 | 144 |
| 1993 | .275 | 5619 | 790 | 1547 | 264 | 31 | 141 | .409 | 159 |
| 1994 | .290 | 4022 | @679 | @1165 | @240 | 20 | @167 | *@.484 | 131 |
| 1995 | @.291 | 5028 | @840 | @1461 | 279 | 23 | @207 | @.479 | @132 |
| 1996 | @.293 | 5681 | 952 | @1665 | 335 | 23 | 218 | .475 | 160 |

| YEAR | AVG | AB | R | H | 2B | 3B | HR | SLG | SB |
|------|-------|------|--------|------|-----|----|------|------|------|
| 1997 | .286 | 5556 | 868 | 1589 | 301 | 22 | 220 | .467 | 118 |
| 1998 | .272 | 5616 | 850 | 1530 | 334 | 30 | 198 | .448 | 143 |
| 1999 | .289 | 5634 | *@1009 | 1629 | 309 | 32 | 209 | .467 | @147 |
| 2000 | @.288 | 5683 | 950 | 1639 | 310 | 30 | *221 | .470 | 113 |
| 2001 | .278 | 5600 | 897 | 1559 | 294 | 37 | 212 | .458 | 79 |
| 2002 | .249 | 5423 | 739 | 1349 | 255 | 26 | 192 | .412 | 52 |
| 2003 | .254 | 5572 | 699 | 1413 | 296 | 26 | 158 | .401 | 86 |
| 2004 | .276 | 5676 | 858 | 1565 | 345 | 29 | 184 | .444 | 94 |
| 2005 | .271 | 5609 | 790 | 1522 | 337 | 30 | 207 | .453 | 62 |
| 2006 | .280 | 5619 | 870 | 1576 | 351 | 27 | 196 | .457 | 55 |
| 2007 | .268 | 5604 | 811 | 1504 | 305 | 27 | 178 | .428 | 72 |
| 2008 | .262 | 5543 | 805 | 1455 | 339 | 22 | 171 | .424 | 77 |
| 2009 | .264 | 5568 | 773 | 1468 | 314 | 28 | 161 | .417 | 84 |
| 2010 | .248 | 5487 | 646 | 1362 | 290 | 20 | 128 | .378 | 91 |
| 2011 | .250 | 5509 | 704 | 1380 | 290 | 26 | 154 | .396 | 89 |
| 2012 | .251 | 5525 | 667 | 1385 | 266 | 24 | 136 | .381 | 110 |

* Team Record, @ Led League

TEAM HOME RUN RECORDS

Most Grand Slam Homers (14) — 2006 (Tied MLB record)

Most Pinch-Hit Homers (9) — 1965 and 1970

Most Homers in a Game (8) — at Milwaukee (April 25, 1997), at Seattle (July 16, 2004)

Consecutive Game Home Run Streak (19) — 2000

Most Homers in Consecutive Games (40 in 20 games) — 2000

INDIANS WHO HAVE HIT FOR THE CYCLE

| Name | Date | Opponent |
|----------------|--------------------|------------------|
| Bill Bradley | September 24, 1903 | at Washington |
| Earl Averill | August 17, 1933 | vs. Philadelphia |
| Odell Hale | July 12, 1938 | at Washington |
| Larry Doby | June 4, 1952 | at Boston |
| Tony Horton | July 2, 1970 | at Baltimore |
| Andre Thornton | April 22, 1978 | at Boston |
| Travis Hafner | August 14, 2003 | at Minnesota |

INDIANS WHO HAVE HIT HOMERS IN FIRST AT BAT OF THE SEASON

Charlie Jamieson, 1925

Julio Franco, 1988

Grady Sizemore, 2007

INDIANS WHO HAVE HIT HOMERS IN FIRST M.L. AT BAT

Earl Averill — April 16, 1929 vs. Detroit

Jay Bell — September 29, 1986 at Minnesota

Kevin Kouzmanoff — September 2, 2006 at Texas

INDIANS WHO HAVE HAD 8 OR MORE RBI IN ONE GAME

Chris James (9), on May 4, 1991

Bill Glynn (8), on July 5, 1954 (G1)

Earl Averill (8), on July 12, 1930

Manny Ramirez (8), on September 24, 1999

Pat Seerey (8), on July 13, 1945

Ben Broussard (8), on April 27, 2006 vs. Boston

INDIANS ALL-TIME CAREER TOP TEN IN BATTING

| GAMES | AT BATS | RUNS | HITS |
|-------------------|-------------------|------------------|-------------------|
| Turner.....1619 | Lajoie.....6034 | Averill.....1154 | Lajoie.....2052 |
| Lajoie.....1614 | Averill.....5909 | Speaker.....1078 | Speaker.....1965 |
| Boudreau.....1560 | Turner.....5787 | Lofton.....975 | Averill.....1903 |
| Hegan.....1526 | Boudreau.....5754 | Jamieson.....944 | Sewell.....1800 |
| Speaker.....1519 | Vizquel.....5708 | Thome.....928 | Jamieson.....1753 |
| Keltner.....1513 | Keltner.....5655 | Vizquel.....906 | Boudreau.....1706 |
| Sewell.....1513 | Sewell.....5621 | Lajoie.....865 | Vizquel.....1616 |
| Averill.....1509 | Jamieson.....5551 | Sewell.....857 | Keltner.....1561 |
| Jamieson.....1483 | Speaker.....5546 | Boudreau.....823 | Lofton.....1512 |
| Vizquel.....1478 | Lofton.....5045 | Doby.....808 | Turner.....1472 |

| DOUBLES | TRIPLES | HOME RUNS | TOTAL BASES |
|------------------|-----------------|------------------|-------------------|
| Speaker.....486 | Averill.....121 | Thome.....337 | Averill.....3200 |
| Lajoie.....424 | Speaker.....108 | Belle.....242 | Speaker.....2886 |
| Averill.....377 | Flick.....106 | Ramirez.....236 | Lajoie.....2725 |
| Sewell.....375 | Jackson.....89 | Averill.....226 | Thome.....2667 |
| Boudreau.....367 | Heath.....83 | Trosky.....216 | Keltner.....2494 |
| Keltner.....306 | Chapman.....81 | Doby.....215 | Trosky.....2406 |
| Jamieson.....296 | Graney.....79 | Thornton.....214 | Boudreau.....2392 |
| Vizquel.....288 | Lajoie.....78 | Hafner.....200 | Sewell.....2391 |
| Trosky.....287 | Turner.....77 | Rosen.....192 | Jamieson.....2251 |
| Thome.....263 | Bradley.....74 | Colavito.....190 | Vizquel.....2162 |
| | Jamieson.....74 | | |

| RUNS BATTED IN | EXTRA BASE HITS | STOLEN BASES | WALKS |
|------------------|------------------|-----------------|------------------|
| Averill.....1084 | Averill.....724 | Lofton.....452 | Thome.....1008 |
| Thome.....937 | Speaker.....667 | Vizquel.....279 | Speaker.....857 |
| Lajoie.....919 | Thome.....620 | Turner.....254 | Boudreau.....766 |
| Trosky.....911 | Trosky.....556 | Lajoie.....240 | Averill.....725 |
| Speaker.....884 | Keltner.....538 | Chapman.....233 | Graney.....712 |
| Sewell.....869 | Lajoie.....535 | Flick.....207 | Doby.....703 |
| Keltner.....850 | Boudreau.....495 | Bay.....165 | Thornton.....685 |
| Ramirez.....804 | Ramirez.....484 | Butler.....164 | J.Sewell.....654 |
| Doby.....776 | Belle.....481 | Bradley.....157 | Jamieson.....627 |
| Belle.....751 | Sewell.....468 | Speaker.....151 | Vizquel.....612 |
| | | | Lofton.....611 |

| SLUGGING PCT.* | BATTING AVERAGE* | ON-BASE PCT.* | ON-BASE + SLUGGING* |
|------------------|------------------|------------------|---------------------|
| Ramirez.....592 | Jackson.....375 | Speaker.....444 | Ramirez.....998 |
| Belle.....580 | Speaker.....354 | Jackson.....441 | Jackson.....983 |
| Thome.....566 | Lajoie.....340 | Thome.....414 | Thome.....980 |
| Trosky.....551 | Burns.....327 | Ramirez.....407 | Speaker.....965 |
| Jackson.....542 | Morgan.....323 | Morgan.....405 | Belle.....949 |
| Averill.....542 | Averill.....322 | Averill.....399 | Averill.....940 |
| Speaker.....520 | Sewell.....320 | Sewell.....398 | Trosky.....930 |
| Hafner.....509 | Hodapp.....318 | Hargrove.....396 | Morgan.....898 |
| Heath.....506 | Jamieson.....316 | Lajoie.....389 | Hafner.....890 |
| Doby.....500 | Ramirez.....313 | Doby.....389 | Doby.....889 |
| Colavito.....495 | Vosmik.....313 | | |
| | Trosky.....313 | | |

**Based on 2,000 career at-bats with Cleveland*

INDIANS ALL-TIME SINGLE SEASON TOP TEN IN BATTING

| GAMES | DOUBLES | TOTAL BASES | SLUGGING PCT. |
|----------------------------|-------------------------|------------------------|------------------------|
| Wagner (1964)163 | Burns (1926).....64 | Trosky (1936)405 | Belle (1994).....714 |
| Sizemore (2007).....162 | Speaker (1923).....59 | Averill (1936).....385 | Ramirez (2000).....697 |
| Sizemore (2006).....162 | Sizemore (2006)53 | Belle (1995).....377 | Belle (1995).....690 |
| Howser (1964).....162 | Speaker (1921).....52 | Belle (1996)375 | Thome (2002).....677 |
| Colavito (1965).....162 | Speaker (1926).....52 | Trosky (1934)374 | Ramirez (1999).....663 |
| Harrah (1982).....162 | Belle (1995).....52 | Rosen (1953).....367 | Hafner (2006)659 |
| Carter (1986 & 89)162 | Lajoie (1910).....51 | Averill (1931).....361 | Trosky (1936)644 |
| Alvis (1967)161 | Burns (1927).....51 | Averill (1932).....359 | Averill (1936).....627 |
| Butler (1986).....161 | Hodapp (1930).....51 | Morgan (1930).....351 | Thome (2001).....624 |
| Thornton (1982).....161 | Speaker (1920).....50 | Speaker (1923).....350 | Belle (1996).....623 |
| Baerga (1992).....161 | Hale (1930).....50 | | |
| Jacoby (1985).....161 | | | |

| AT BATS | TRIPLES | RBI | STEALS |
|--------------------------|------------------------|--------------------------|-----------------------|
| Carter (1986).....663 | Jackson (1912).....26 | M. Ramirez (1999) ...165 | Lofton (1996).....75 |
| Lofton (1996).....662 | Mitchell (1949).....23 | Trosky (1936)162 | Lofton (1993).....70 |
| Franco (1984).....658 | Bradley (1903).....22 | Belle (1996).....148 | Lofton (1992).....66 |
| Baerga (1992).....657 | Flick (1906).....22 | Rosen (1953).....145 | Dilone (1980).....61 |
| Sizemore (2006)655 | Vosmik (1935)20 | M. Ramirez (1998) ...145 | Lofton (1994).....60 |
| Rocco (1944).....653 | Heath (1941).....20 | Averill (1931).....143 | Lofton (1995).....54 |
| Carter (1989).....651 | Jackson (1911)19 | Trosky (1934)142 | Lofton (1998).....54 |
| Lind (1928).....650 | Flick (1905).....18 | Gonzalez (2001).....140 | Chapman (1917).....52 |
| Jamieson (1923).....644 | Flick (1907).....18 | Morgan (1930).....136 | Butler (1984).....52 |
| Lary (1937).....644 | Heath (1938)18 | Speaker (1923).....130 | Roth (1917).....51 |

| RUNS | HOME RUNS | EXTRA BASE HITS | WALKS |
|--------------------------|--------------------------|-------------------------|--------------------------|
| Averill (1931).....140 | Thome (2002).....52 | Belle (1995).....103 | Thome (1999).....127 |
| R.Alomar (1999).....138 | Belle (1995).....50 | Trosky (1936)96 | Thome (1996).....123 |
| Speaker (1920).....137 | Thome (2001).....49 | Sizemore (2006)92 | Thome (2002).....122 |
| Averill (1936).....136 | Belle (1996).....48 | Trosky (1934)89 | Thome (1997).....120 |
| Sizemore (2006)134 | M. Ramirez (1998)45 | Belle (1996)89 | Thome (2000)118 |
| Speaker (1923).....133 | M. Ramirez(1999)44 | Speaker (1923).....87 | Thome (2001).....111 |
| Lofton (1996).....132 | Rosen (1953).....43 | Averill (1934).....85 | Hargrove (1980)111 |
| Ramirez (1999).....131 | Hafner (2006).....42 | Morgan (1930).....84 | Thornton (1982).....109 |
| Jamieson (1923).....130 | Trosky (1936).....42 | Averill (1932).....83 | Fleming (1942).....106 |
| Averill (1934).....128 | Colavito (1959).....42 | Averill (1936).....82 | Graney (1919).....105 |
| | | Ramirez (1998).....82 | |

| HITS | BATTING AVERAGE * | ON-BASE PCT. * | ON-BASE + SLUGGING * |
|-------------------------|-------------------------|-------------------------|---------------------------|
| Jackson (1911)233 | Jackson (1911)408 | Speaker (1920).....483 | Ramirez (2000)1.154 |
| Averill (1936).....232 | Jackson (1912).....395 | Speaker (1925).....479 | Belle (1994).....1.152 |
| Lajoie (1910).....227 | Speaker (1925).....389 | Speaker (1922).....474 | Thome (2002).....1.122 |
| Jackson (1912).....226 | Speaker (1920).....388 | Speaker (1916).....470 | Ramirez (1999).....1.105 |
| Hodapp (1930)225 | Speaker (1916).....386 | Speaker (1923).....469 | Hafner (2006).....1.097 |
| Jamieson (1923).....222 | Lajoie (1910).....384 | Jackson (1911)468 | Belle (1995).....1.091 |
| Speaker (1923).....218 | Speaker (1923).....380 | Jackson (1913)460 | Speaker (1922).....1.080 |
| Burns (1926).....216 | Speaker (1922).....378 | Jackson (1912)458 | Speaker (1923).....1.079 |
| Vosmik (1935).....216 | Averill (1936).....378 | Ramirez (2000)457 | Averill (1936).....1.065 |
| Trosky (1936).....216 | Lajoie (1904)376 | Sewell (1923).....456 | Thome (1996).....1.062 |

*Minimum of 500 at-bats

TEAM BATTING LEADERS 1901-2012

| | HOME RUNS | BATTING AVERAGE ¹ | DOUBLES | TRIPLES |
|-------|-------------------------|------------------------------|--------------------------|---------------------------------------|
| 1901 | Beck.....6 | McCarthy.....321 | Bradley.....28 | Bradley.....13 |
| 1902 | Bradley.....11 | Hickman.....378 | Bradley.....39 | Bradley.....12 |
| 1903 | Hickman.....12 | Lajoie.....344 * | Lajoie.....41 | Bradley.....22 |
| 1904 | Lajoie, Flick.....6 | Lajoie.....376 * | Lajoie.....49 * | Flick.....17 |
| 1905 | Turner, Flick.....4 | Flick.....308 * | Bradley.....34 | Flick.....18 * |
| 1906 | Congalton.....3 | Lajoie.....355 | Lajoie.....48 * | Flick.....22 * |
| 1907 | Flick.....3 | Flick.....302 | Lajoie.....30 | Flick.....18 * |
| 1908 | Hinchman.....6 | Stovall.....292 | Lajoie.....32 | Hinchman.....8 |
| 1909 | Hinchman, Stovall.....2 | Lajoie.....324 | Lajoie.....33 | Hinchman.....13 |
| 1910 | Lajoie.....4 | Lajoie.....384 | Lajoie.....51 * | Graney.....9 |
| <hr/> | | | | |
| 1911 | Jackson.....7 | Jackson.....408 | Jackson.....45 | Jackson.....19 |
| 1912 | Jackson.....3 | Jackson.....395 | Jackson.....44 | Jackson.....26 * |
| 1913 | Jackson.....7 | Jackson.....373 | Jackson.....39 * | Jackson.....17 |
| 1914 | Jackson.....3 | Jackson.....338 | Jackson.....22 | Jackson.....13 |
| 1915 | Roth.....4* | Jackson.....331 | Smith.....23 | Chapman.....17 |
| 1916 | Graney.....5 | Speaker.....386 * | Graney, Speaker.....41 * | Graney.....14 |
| 1917 | Graney, Smith.....3 | Speaker.....352 | Speaker.....42 | Chapman.....13 |
| 1918 | Wood.....5 | Speaker.....318 | Speaker.....33 * | Roth.....12 |
| 1919 | Smith.....9 | Johnston.....305 | Speaker.....38 | Speaker.....12 |
| 1920 | Smith.....12 | Speaker.....388 | Speaker.....50 * | Speaker, Wambsgans, Gardner.....11 |
| <hr/> | | | | |
| 1921 | Smith.....16 | Speaker.....362 | Speaker.....52 * | Speaker, Gardner.....14 |
| 1922 | Speaker.....11 | Speaker.....378 | Speaker.....48 * | Jamieson.....11 |
| 1923 | Speaker.....17 | Speaker.....380 | Speaker.....59 * | Jamieson.....12 |
| 1924 | Speaker.....9 | Jamieson.....359 | Sewell.....45*(b) | Speaker.....9 |
| 1925 | Speaker.....12 | Speaker.....389 | Burns.....41 | Myatt.....9 |
| 1926 | Speaker.....7 | Burns.....358 | Burns.....64 * | Speaker.....8 |
| 1927 | Hodapp.....5 | Burns.....319 | Burns.....51 | Fonseca, Summa.....7 |
| 1928 | Burns.....5 | J. Sewell.....323 | Lind.....42 | L. Sewell.....9 |
| 1929 | Averill.....18 | Fonseca.....369 * | Fonseca.....44 | Fonseca.....15 |
| 1930 | Morgan.....26 | Hodapp.....354 | Hodapp.....51 * | Morgan.....11 |
| <hr/> | | | | |
| 1931 | Averill.....32 | Morgan.....351 | Vosmik, Averill.....36 | Vosmik.....14 |
| 1932 | Averill.....32 | Cisell.....320 | Porter.....42 | Averill.....14 |
| 1933 | Averill.....11 | Averill.....301 | Averill.....39 | Averill.....16 |
| 1934 | Trosky.....35 | Vosmik.....341 | Averill.....48 | Trosky.....9 |
| 1935 | Trosky.....26 | Vosmik.....348 | Vosmik.....47 * | Vosmik.....20 * |
| 1936 | Trosky.....42 | Averill.....378 | Hale.....50 | Averill.....15*(c) |
| 1937 | Trosky.....32 | Solters.....323 | Lary.....46 | Averill, Solters, Campbell.....11 |
| 1938 | Keltner.....26 | Heath.....343 | Trosky.....40 | Heath.....18 * |
| 1939 | Trosky.....25 | Trosky.....335 | Keltner.....35 | Campbell.....13 |
| 1940 | Trosky.....25 | Weatherly.....303 | Boudreau.....46 | Weatherly.....11 |

¹ Batting Averages are based on 400 plate appearances.

* Led American League, (a) Hit 7 to lead league (3 with Chicago), (b) Tied with Heilman of Detroit,

(c) Tied with DiMaggio and Rolfe of New York

| HOME RUNS | | BATTING AVERAGE ¹ | | DOUBLES | | TRIPLES | |
|-----------|------------------------|------------------------------|--------|---------------------------------|-------|-------------------------------------|-------|
| 1941 | Heath.....24 | Heath..... | .340 | Boudreau..... | .45 * | Heath..... | .20 * |
| 1942 | Fleming.....14 | Fleming..... | .292 | Heath..... | .37 | Heath..... | .13 |
| 1943 | Heath.....18 | Cullenbine..... | .289 | Hockett..... | .33 | Boudreau..... | .07 |
| 1944 | Cullenbine.....16 | Boudreau..... | .327 * | Boudreau..... | .45 * | Keltner..... | .09 |
| 1945 | Heath.....15 | Meyer..... | .292 | Meyer..... | .29 | Meyer..... | .08 |
| 1946 | Seerey.....26 | Edwards..... | .301 | Edwards..... | .33 | Edwards..... | .16 * |
| 1947 | Gordon.....29 | Mitchell..... | .316 | Boudreau..... | .45 * | Mitchell..... | .10 |
| 1948 | Gordon.....32 | Boudreau..... | .355 | Boudreau..... | .34 | Doby..... | .09 |
| 1949 | Doby.....24 | Mitchell..... | .317 | Vernon..... | .27 | Mitchell..... | .23 * |
| 1950 | Rosen.....37* | Doby..... | .326 | Mitchell, Kennedy..... | .27 | Boone..... | .06 |
| 1951 | Easter.....27 | Avila..... | .304 | Rosen..... | .30 | Mitchell..... | .07 |
| 1952 | Doby.....32* | Mitchell..... | .323 | Rosen..... | .32 | Avila..... | .11 * |
| 1953 | Rosen.....43* | Rosen..... | .336 | Rosen..... | .27 | Rosen, Doby..... | .05 |
| 1954 | Doby.....32* | Avila..... | .341 * | Smith..... | .29 | Hegan..... | .07 |
| 1955 | Doby.....26 | Smith..... | .306 | Smith..... | .27 | Doby, Strickland..... | .05 |
| 1956 | Wertz.....32 | Smith..... | .274 | Smith..... | .26 | Smith..... | .05 |
| 1957 | Wertz.....28 | Woodling..... | .321 | Colavito..... | .26 | Smith, Maris..... | .05 |
| 1958 | Colavito.....41 | Colavito..... | .303 | Colavito..... | .26 | Power..... | .06 |
| 1959 | Colavito.....42(e) | Francona..... | .363 | Minoso..... | .32 | Power..... | .06 |
| 1960 | Held.....21 | Kuenn..... | .308 | Francona..... | .36 * | Piersall..... | .04 |
| 1961 | Kirkland.....27 | Piersall..... | .322 | Power..... | .34 | Francona..... | .08 |
| 1962 | Romano.....25 | Francona..... | .272 | Francona..... | .28 | Cline, Francona..... | .05 |
| 1963 | Alvis.....22 | Alvis..... | .274 | Alvis..... | .32 | Alvis..... | .07 |
| 1964 | Wagner.....31 | Chance..... | .279 | Davalillo..... | .26 | Howser..... | .04 |
| 1965 | Wagner.....28 | Davalillo..... | .301 | Colavito..... | .25 | Hinton..... | .06 |
| 1966 | Colavito.....30 | Wagner..... | .279 | Alvis..... | .22 | Davalillo..... | .04 |
| 1967 | Alvis.....21 | Davalillo..... | .287 | Alvis..... | .23 | Azcue, Davalillo..... | .05 |
| 1968 | Horton.....14 | Maye..... | .281 | Horton..... | .29 | Cardenal..... | .07 |
| 1969 | Harrelson, Horton..... | Horton..... | .278 | Cardenal..... | .26 | Harrelson, Horton..... | .04 |
| 1970 | Nettles.....26 | Fosse..... | .307 | Pinson..... | .28 | Pinson..... | .06 |
| 1971 | Nettles.....28 | Uhlaender..... | .288 | Pinson..... | .23 | Pinson, Chambliss..... | .04 |
| 1972 | Nettles.....17 | Chambliss..... | .292 | Nettles..... | .28 | McCraw..... | .05 |
| 1973 | Spikes.....23 | Chambliss..... | .273 | Chambliss..... | .30 | Bell..... | .07 |
| 1974 | Spikes.....22 | Gamble..... | .291 | Spikes, Ellis, Hendrick..... | .23 | Ellis..... | .06 |
| 1975 | Powell.....27 | Carty..... | .308 | Duffy..... | .22 | Manning..... | .05 |
| 1976 | Hendrick.....25 | Carty..... | .310 | Carty..... | .34 | Manning, Blanks..... | .07 |
| 1977 | Thornton.....28 | Bochte..... | .304 | Bell, Carty, Norris..... | .23 | Kuiper..... | .08 |
| 1978 | Thornton.....33 | Kuiper..... | .283 | Bell, Manning..... | .27 | Bell..... | .08 |
| 1979 | Thornton.....26 | Harrah..... | .279 | Thornton..... | .31 | Norris..... | .06 |
| 1980 | Charboneau.....23 | Dilone..... | .341 | Dilone..... | .30 | Dilone..... | .09 |
| 1981 | Diaz.....7 | Hargrove..... | .317 | Hargrove..... | .21 | Dilone..... | .05 |
| 1982 | Thornton.....32 | Harrah..... | .304 | Harrah..... | .29 | Harrah, Milbourne, Perconte..... | .04 |
| 1983 | Thornton, Thomas..... | Tabler..... | .291 | Thornton..... | .27 | Franco..... | .08 |
| 1984 | Thornton.....33 | Vukovich..... | .304 | Thornton..... | .26 | Butler..... | .09 |
| 1985 | Thornton.....22 | Butler..... | .311 | Franco..... | .33 | Butler..... | .14 |

¹Batting Averages are based on 400 plate appearances.

* Led American League, (e) Tied with Killebrew of Washington

TEAM BATTING LEADERS, 1901-2012 (continued)

| | HOME RUNS | BATTING AVERAGE ¹ | DOUBLES | TRIPLES |
|------|--------------------|------------------------------|-------------------------------------|------------------------|
| 1986 | Carter.....29 | Tabler326 | Carter.....36 | Butler.....14 * |
| 1987 | Snyder.....33 | Franco319 | Tabler.....34 | Butler.....8 |
| 1988 | Carter.....27 | Franco303 | Carter.....36 | Carter, Franco.....6 |
| 1989 | Carter.....35 | Browne299 | Carter.....32 | Jacoby.....5 |
| 1990 | Maldonado.....22 | James, C.299 | James, Maldonado32 | Webster.....6 |
| 1991 | Belle.....28 | Cole.....295 | Belle.....31 | Whiten.....4 |
| 1992 | Belle.....34 | Baerga.....312 | Baerga.....32 | Lofton.....8 |
| 1993 | Belle.....38 | Lofton325 | Belle.....36 | Lofton.....8 |
| 1994 | Belle.....36 | Belle357 | Belle.....35 | Lofton.....9 |
| 1995 | Belle.....50* | Murray323 | Belle.....52(j) | Lofton.....13 * |
| 1996 | Belle.....48 | Franco322 | Ramirez.....45 | Thome.....5 |
| 1997 | Thome.....40 | Justice.....329 | Ramirez.....40 | Grissom, Vizquel...6 |
| 1998 | Ramirez.....45 | Ramirez.....294 | Justice.....39 | Lofton, Vizquel....6 |
| 1999 | Ramirez.....44 | Ramirez, Vizquel.333 | R. Alomar.....40 | Sexson.....7 |
| 2000 | Ramirez.....38 | Ramirez.....351 | R. Alomar.....40 | Lofton.....5 |
| 2001 | Thome.....49 | R. Alomar.....336 | Diaz, R. Alomar, Gonzalez.....34 | R. Alomar.....12 |
| 2002 | Thome.....52 | Thome.....304 | Vizquel.....31 | Vizquel.....5 |
| 2003 | Gerut.....22 | Bradley.....321 | Blake.....35 | Crisp.....6 |
| 2004 | Blake, Hafner...28 | Hafner.....311 | Belliard.....48 | Gerut, Broussard...5 |
| 2005 | Hafner.....33 | Martinez.....305 | Crisp, Hafner.....42 | Sizemore.....11 |
| 2006 | Hafner.....42 | Martinez.....316 | Sizemore.....53 * | Sizemore.....11 |
| 2007 | Martinez.....25 | Martinez.....301 | Martinez.....40 | Sizemore.....5 |
| 2008 | Sizemore.....33 | Peralta.....276 | Peralta.....42 | Sizemore.....5 |
| 2009 | Choo.....20 | Cabrera.....308 | Cabrera.....42 | Choo, Sizemore....6 |
| 2010 | Choo.....22 | Choo.....300 | Choo.....31 | 3 players.....3 |
| 2011 | Santana.....27 | A. Cabrera.....273 | Santana.....35 | Brantley.....4 |
| 2012 | Santana.....18 | Brantley.....288 | Choo.....43 | Brantley/Kipnis....4 |
| | HITS | RUNS | RUNS BATTED IN | STOLEN BASES |
| 1901 | Pickering.....169 | Pickering.....102 | Beck.....79 | Pickering.....36 |
| 1902 | Bradley.....187 | Bradley.....104 | Hickman.....94 | Bay, Pickering.....22 |
| 1903 | Bay.....169 | Bradley.....101 | Hickman.....97 | Bay.....45 * |
| 1904 | Lajoie.....208* | Flick.....97 | Lajoie.....102 * | Bay, Flick.....38 * |
| 1905 | Bay.....166 | Bay.....90 | Flick.....64 | Bay.....36 |
| 1906 | Lajoie.....214* | Flick.....98 * | Lajoie.....91 | Flick.....39(h) |
| 1907 | Flick.....166 | lick.....78 | Lajoie.....63 | Flick.....41 |
| 1908 | Lajoie.....168 | Lajoie.....77 | Lajoie.....74 | J. Clarke.....37 |
| 1909 | Lajoie.....152 | Stovall.....60 | Hinchman.....53 | Stovall.....25 |
| 1910 | Lajoie.....227* | Lajoie.....94 | Lajoie.....76 | Turner.....31 |
| 1911 | Jackson.....233 | Jackson.....126 | Jackson.....83 | Jackson.....41 |
| 1912 | Jackson.....226 | Jackson.....121 | Jackson, Lajoie....90 | Jackson.....35 |
| 1913 | Jackson.....197* | Jackson.....109 | Jackson.....71 | Chapman.....29 |
| 1914 | Jackson.....153 | Graney.....63 | Jackson.....53 | Chapman.....24 |
| 1915 | Chapman.....154 | Chapman.....101 | Chapman, Smith....67 | Chapman.....36 |
| 1916 | Speaker.....211* | Graney.....106 | Speaker.....79 | Speaker.....35 |
| 1917 | Speaker.....184 | Chapman.....98 | Roth.....72 | Chapman.....52 |
| 1918 | Speaker.....150 | Chapman.....84 * | Wood.....66 | Roth.....35 |
| 1919 | Gardner.....157 | Speaker.....83 | Gardner.....79 | Johnston.....21 |
| 1920 | Speaker.....214 | Speaker.....137 | Gardner.....118 | Johnston, Chapman...13 |

¹ Batting Averages are based on 400 plate appearances.

* Led American League, (h) Tied with Anderson of Washington, (j) Tied with E. Martinez of Seattle

| HITS | | RUNS | | RUNS BATTED IN | | STOLEN BASES | |
|-------|-----------------------|-------------------|-------------------------|----------------------------------|--|--------------|--|
| 1921 | Gardner.....187 | Speaker.....107 | Gardner.....120 | Wambsganss.....13 | | | |
| 1922 | Jamieson.....183 | Wambsganss.....89 | Wood.....92 | Wambsganss.....17 | | | |
| 1923 | Jamieson.....222* | Speaker.....133 | Speaker.....130 | Jamieson.....19 | | | |
| 1924 | Jamieson.....213 | Sewell.....99 | Sewell.....106 | Jamieson.....21 | | | |
| 1925 | Sewell.....204 | Jamieson.....109 | Sewell.....98 | Burns.....16 | | | |
| 1926 | Burns.....216(g) | Spurgeon.....101 | Burns.....114 | J. Sewell.....17 | | | |
| 1927 | Sewell.....180 | Burns.....84 | Sewell.....92 | Burns.....13 | | | |
| 1928 | Lind.....191 | Lind.....102 | Hodapp.....73 | Lind.....8 | | | |
| 1929 | Fonseca.....209 | Averill.....110 | Fonseca.....103 | Fonseca.....19 | | | |
| 1930 | Hodapp.....225* | Morgan.....122 | Morgan.....136 | Averill.....10 | | | |
| <hr/> | | | | | | | |
| 1931 | Averill.....209 | Boudreau.....95 | Averill.....143 | Kamm.....13 | | | |
| 1932 | Averill.....198 | Averill.....116 | Averill.....124 | Cissell.....18 | | | |
| 1933 | Averill.....180 | Averill.....83 | Averill.....92 | Cissell, Kamm.....6 | | | |
| 1934 | Trosky.....206 | Averill.....128 | Trosky.....142 | Pytlak.....11 | | | |
| 1935 | Vosmik.....216* | Averill.....109 | Trosky.....113 | Hale.....15 | | | |
| 1936 | Averill.....232* | Averill.....136 | Trosky.....162* | Hughes.....20 | | | |
| 1937 | Solters.....190 | Averill.....121 | Trosky.....128 | Lary.....18 | | | |
| 1938 | Trosky.....185 | Trosky.....106 | Keltner.....113 | Lary.....23 | | | |
| 1939 | Keltner.....191 | Chapman.....101 | Trosky.....104 | Chapman.....18 | | | |
| 1940 | Boudreau.....185 | Boudreau.....97 | Boudreau.....101 | Chapman.....13 | | | |
| <hr/> | | | | | | | |
| 1941 | Heath.....199 | Boudreau.....95 | Heath.....123 | Heath.....18 | | | |
| 1942 | Keltner.....179 | Hockett.....85 | Fleming.....82 | Hockett.....12 | | | |
| 1943 | Hockett.....166 | Hockett.....70 | Heath.....79 | Hockett.....13 | | | |
| 1944 | Boudreau.....191 | Cullenbine.....98 | Keltner.....91 | Boudreau.....11 | | | |
| 1945 | Meyer.....153 | Rocco.....81 | Heath.....61 | Mackiewicz.....5 | | | |
| 1946 | Boudreau.....151 | Edwards.....62 | Seerey, Boudreau.....62 | Case.....28* | | | |
| 1947 | Boudreau.....165 | Gordon.....89 | Gordon.....93 | Gordon.....7 | | | |
| 1948 | Mitchell.....204 | Boudreau.....116 | Gordon.....124 | Mitchell.....13 | | | |
| 1949 | Mitchell.....203* | Doby.....106 | Doby.....85 | Doby, Mitchell.....10 | | | |
| 1950 | Doby.....164 | Doby.....110 | Rosen.....116 | Doby.....8 | | | |
| <hr/> | | | | | | | |
| 1951 | Avila.....165 | Doby.....84 | Easter.....103 | Avila.....14 | | | |
| 1952 | Avila.....179 | Doby.....104* | Rosen.....105* | Avila.....12 | | | |
| 1953 | Rosen.....201 | Rosen.....115* | Rosen.....145* | Avila.....10 | | | |
| 1954 | Avila.....189 | Avila.....112 | Doby.....126* | Avila.....9 | | | |
| 1955 | Smith.....186 | Smith.....123* | Rosen.....81 | Smith.....11 | | | |
| 1956 | Smith.....144 | Smith.....87 | Wertz.....106 | Avila.....17 | | | |
| 1957 | Wertz.....145 | Wertz.....84 | Wertz.....105 | Smith.....12 | | | |
| 1958 | Minoso.....168 | Minoso.....94 | Colavito.....113 | Minoso.....14 | | | |
| 1959 | Minoso, Power.....172 | Power.....102 | Colavito.....111 | Power.....9 | | | |
| 1960 | Power.....167 | Francona.....84 | Power.....84 | Piersall.....18 | | | |
| <hr/> | | | | | | | |
| 1961 | Francona.....178 | Francona.....87 | Kirkland.....95 | Temple.....9 | | | |
| 1962 | Francona.....169 | Francona.....82 | Romano.....81 | Kirkland.....9 | | | |
| 1963 | Alvis.....165 | Alvis.....81 | Alvis.....67 | Alvis, Howser, Francona.....9 | | | |
| <hr/> | | | | | | | |
| 1964 | Howser.....163 | Howser.....101 | Wagner.....100 | Davaillo.....21 | | | |
| 1965 | Colavito.....170 | Colavito.....92 | Colavito.....108* | Davaillo.....26 | | | |

* Led American League, (g) Tied with Rice of Washington

TEAM BATTING LEADERS, 1901-2012 (continued)

| | HITS | RUNS | RUNS BATTED IN | STOLEN BASES |
|------|--------------------|---------------------|------------------------|---------------------------------|
| 1966 | Wagner.....153 | Wagner.....70 | Whitfield.....78 | Salmon, Hinton.....10 |
| 1967 | Alvis.....163 | Alvis.....66 | Alvis.....70 | Salmon.....10 |
| 1968 | Cardenal.....150 | Cardenal.....78 | Horton.....59 | Cardenal.....40 |
| 1969 | Horton.....174 | Harrelson.....83 | Horton.....93 | Cardenal.....36 |
| 1970 | Pinson.....164 | Nettles.....81 | Pinson.....82 | Pinson.....7 |
| 1971 | Nettles.....156 | Nettles.....78 | Nettles.....86 | Pinson.....25 |
| 1972 | Nettles.....141 | Nettles.....65 | Nettles.....70 | McCraw.....12 |
| 1973 | Bell.....169 | Bell.....86 | Spikes.....73 | Williams.....9 |
| 1974 | Spikes.....154 | Gamble.....74 | Spikes.....80 | Lowenstein.....36 |
| 1975 | Bell.....150 | Hendrick.....82 | Hendrick, Powell....86 | Manning, Kuiper.....19 |
| 1976 | Carty.....171 | Bell.....75 | Carty.....83 | Manning.....16 |
| 1977 | Kuiper.....169 | Thornton.....77 | Carty.....80 | Norris.....26 |
| 1978 | Bell.....157 | Thornton.....97 | Thornton.....105 | Norris, Manning, Dade.....12 |
| 1979 | Bonds.....148 | Harrah.....99 | Thornton.....93 | Bonds.....34 |
| 1980 | Dilone.....180 | Harrah.....100 | Charboneau.....87 | Dilone.....61 |
| 1981 | Harrah.....105 | Harrah.....64 | Hargrove.....49 | Dilone.....29 |
| 1982 | Harrah.....183 | Harrah.....100 | Thornton.....116 | Dilone.....33 |
| 1983 | Franco.....153 | Harrah.....81 | Franco.....80 | Franco.....32 |
| 1984 | Franco.....188 | Butler.....108 | Thornton.....99 | Butler.....52 |
| 1985 | Butler.....184 | Butler.....106 | Franco.....90 | Butler.....47 |
| 1986 | Carter.....200 | Carter.....108 | Carter.....121 * | Butler.....32 |
| 1987 | Tabler.....170 | Butler.....91 | Carter.....106 | Butler.....33 |
| 1988 | Franco.....186 | Franco.....88 | Carter.....98 | Carter.....27 |
| 1989 | Browne.....179 | Carter.....84 | Carter.....105 | Browne.....14 |
| 1990 | Jacoby.....162 | Browne.....92 | Maldonado.....95 | Cole.....40 |
| 1991 | Baerga.....171 | Baerga.....80 | Belle.....95 | Cole.....27 |
| 1992 | Baerga.....205 | Lofton.....96 | Belle.....112 | Lofton.....66 * |
| 1993 | Baerga.....200 | Lofton.....116 | Belle.....129 * | Lofton.....70 * |
| 1994 | Lofton.....160* | Lofton.....105 | Belle.....101 | Lofton.....60 * |
| 1995 | Baerga.....175 | Belle.....121(f) | Belle.....126(i) | Lofton.....54 * |
| 1996 | Lofton.....210 | Lofton.....132 | Belle.....148 * | Lofton.....75 * |
| 1997 | Ramirez.....184 | Thome.....104 | Williams.....105 | Vizquel.....43 |
| 1998 | Lofton.....169 | Ramirez.....108 | Ramirez.....145 | Lofton.....54 |
| 1999 | Vizquel.....191 | R. Alomar.....138 * | Ramirez.....165 * | Vizquel.....42 |
| 2000 | R. Alomar.....189 | R. Alomar.....111 | Ramirez.....122 | R. Alomar.....39 |
| 2001 | R. Alomar.....193 | R. Alomar.....113 | Gonzalez.....140 | R. Alomar.....30 |
| 2002 | Vizquel.....160 | Thome.....101 | Thome.....118 | Vizquel.....18 |
| 2003 | Blake.....143 | Blake.....80 | Gerut.....75 | Bradley.....17 |
| 2004 | Belliard.....169 | Lawton.....109 | Hafner.....109 | Lawton.....23 |
| 2005 | Sizemore.....185 | Sizemore.....111 | Hafner.....108 | Sizemore.....22 |
| 2006 | Sizemore.....190 | Sizemore.....134 * | Hafner.....117 | Sizemore.....22 |
| 2007 | Sizemore.....174 | Sizemore.....118 | Martinez.....114 | Sizemore.....33 |
| 2008 | Sizemore.....170 | Peralta.....104 | Sizemore, Garko....90 | Sizemore.....38 |
| 2009 | Choo.....175 | Choo.....87 | Choo.....86 | Choo.....21 |
| 2010 | Choo.....165 | Choo.....81 | Choo.....90 | Choo.....22 |
| 2011 | A. Cabrera.....165 | A. Cabrera.....87 | A. Cabrera.....92 | A. Cabrera.....17 |
| 2012 | Choo.....169 | Choo.....88 | Kipnis/Santana.....76 | Kipnis.....31 |

* Led American League, (f) Tied with E. Martinez of Seattle, (i) Tied with Vaughn of Boston

CLUB BATTING/SEASON

| | | | |
|------------------------------|--|---------------------------------------|--|
| Highest batting average..... | 308, 1921 (154 games) | Most HBP..... | 103, 2008 (162 games) |
| Lowest batting average..... | 234, 1968 (162 games) 234, 1972 (156 games) | Most bases on balls..... | 743, 1999 (162 games) |
| Highest slugging pct. | 484, 1994 (113 games) | Most strikeouts..... | 1269, 2011 (162 games) |
| Lowest slugging pct. | 308, 1910 (161 games) | Fewest strikeouts..... | 331, 1922 (155 games) 331, 1926 (154 games) |
| Most games..... | 164, 1964 | Most stolen bases..... | 210, 1917 (156 games) |
| Most at-bats..... | 5702, 1986 (163 games) | Fewest stolen bases..... | 19, 1945 (154 games) |
| Fewest at-bats..... | 4773, 1903 (149 games) | Most caught stealing..... | 92, 1920 (154 games) |
| Most runs..... | 1009, 1999 (162 games) | Most grounded into double play..... | 165, 1980 (160 games) |
| Fewest runs..... | 472, 1972 (156 games) | Fewest grounded into double play..... | 94, 1941 (155 games) |
| Most hits..... | 1715, 1936 (157 games) | Most left on base..... | 1260, 2000 (162 games) |
| Fewest hits..... | 1210, 1915 (154 games) | Fewest left on base..... | 995, 1959 (154 games) |
| Most singles..... | 1218, 1925 (155 games) | Most times shutout..... | 24, 1914 (153 games) |
| Most doubles..... | 358, 1930 (154 games) | Most .300 hitters..... | 9, 1921 |
| Fewest doubles..... | 156, 1966 (162 games) | Most players w/30SB..... | 3,1987 (162 games) 3,1904 (154 games) 3,1917 (154 games) |
| Most triples..... | 95, 1920 (154 games) | Most games held to one hit..... | 5, 1915 |
| Fewest triples..... | 18, 1972 (156 games) | Most games held hitless..... | 2, 1910 |
| Most extra-base hits..... | 576, 1996 (161 games) | Most players, 100 RBI..... | 4, 1999 (162 games) |
| Most total bases..... | 2700, 1996 (161 games) | Most players, 70 RBI..... | 7, 2004 (162 games) |
| Most RBI..... | 960, 1999 (162 games) | Most players, 50 RBI..... | 9, 2005, 2004, 2001, and 1923 |
| Fewest RBI..... | 440, 1972 (156 games) | | |
| Most sacrifices..... | 262, 1917 (156 games) | | |
| Most sacrifice hits..... | 195, 1906 (157 games) | | |
| Most sacrifice flies..... | 74, 1980 (160 games) | | |

500 CONSECUTIVE GAMES

Two players have appeared in more than 500 consecutive games in Tribe history. Joe Sewell holds the club record with 1,103 consecutive games played between Sept. 13, 1922 and April 30, 1930. Beginning in 1931, Earl Averill played in 673 consecutive games.

(Source: **Baseball's 'Iron Men'** by Jerry Sulecki in *Baseball Research Journal* #26, **The Cleveland Indians Encyclopedia**, and **The Biographical Encyclopedia of Baseball**)

CLUB BATTING/GAME, INNING, DH

Most hits, game, 9 inning

29, vs. St. Louis, August 12, 1948

Most hits, game, extra innings*

33, vs. Philadelphia, July 10, 1932 (18 innings)

Most hits, inning

13, at New York (AL), April 18, 2009

Most extra base hits, inning

8, at New York (AL), April 18, 2009

Most hits, pinch-hitter*

4, vs. Chicago, April 22, 1930

4, vs. Boston, September 21, 1967

Most hits, shutout loss

14, vs. Washington, July 10, 1928 lost 9-0,
18 total bases

Fewest hits, extra-inning game*

1, vs. Chicago, September 6, 1903

Most players five or more hits, game

3, vs. Philadelphia, July 10, 1932 (18 innings)

Most plate appearances, inning

18, at New York (AL), April 18, 2009

Most players one or more hits, game, 9 innings

14, vs. St. Louis, August 12, 1948

Most singles, game

24, vs. New York, July 29, 1928

Fewest at bats, game, 9 innings*

23, vs. Chicago, May 9, 1961

Most runs, inning

14, 2x, at New York (AL), April 18, 2009 (2nd
inning) and vs. Philadelphia, June 18, 1950 (1st
inning)

Most runs, inning by opponent

13, at Philadelphia, June 15, 1925 (8th inning)

Most runs, inning with two out*

13, vs. Boston, July 7, 1923

Most consecutive unanswered runs

35, August 28 to September 1, 2004

Most runs, game

27, vs. Boston, July 7, 1923

Most runs, start of game, none out

8, 2x, vs. Kansas City, May 9, 1995 and
vs. Baltimore, July 6, 1954

Most runs, shutout game

22, at New York, August 31, 2004

Most runs, shutout game by opponent

21, at Detroit, September 15, 1901

Most runs, game, both clubs, 9 innings

35, at St. Louis, April 14, 1925, Cleveland 21, St.
Louis 14,

Most runs, doubleheader shutout

23, vs. Boston, June 23, 1931

Most runs, season opener*

21, vs. St. Louis, April 14, 1925

Most players, two or more runs in one inning

5, 2x, at New York (AL), April 18, 2009 and
vs. Philadelphia, June 18, 1950

Runs scored in all 9 innings*

vs. Boston, July 7, 1923, G1 (Did not bat in 9th)

Longest 1-0 game won

15 innings, vs. Baltimore, May 14, 1961

Longest 1-0 game lost

17 innings, vs. Chicago, September 13, 1967

Most triples, game

5, 2x, last vs. Boston, Aug. 4, 1932

Most triples, inning

2, many times, last at Detroit, June 16, 2011

Most triples with bases filled, game

2, vs. New York, July 27, 1978

Most total bases, game, 9 innings

50, 2x, at New York (AL), April 18, 2009 and
at Seattle, July 16, 2004

Most bases on balls, game, 9 innings

18, vs. Boston, May 20, 1948

* American League Record

Most bases on balls, doubleheader

23, vs. Philadelphia, June 18, 1950

Most strikeouts, game, 9 innings

17, 2x, at Oakland, September 19, 2006 and vs. Minnesota, July 23, 2006

Most strikeouts, game, extra innings

21 at Seattle, September 28, 1986

Most successive strikeouts

7, vs. Kansas City, August 29, 2010

Longest game without a strikeout

16 innings, vs. New York, June 7, 1936

Most stolen bases, game

8, vs. Washington, August 27, 1917

Most sacrifice hits, game

6, seven times, last at Boston, July 19, 1928

Most grounded into double play, game

6, 2x, at Chicago, August 7, 2009 and vs. New York, April 29, 1975

Most doubles, game*

12, vs. Minnesota, July 13, 1996

Most sacrifice flies, game

4, 5x, last vs. Anaheim, July 28, 1997

Most sacrifice hits, inning

3, 2x, last vs. Chicago, June 8, 1980

Most steals, opponent, game

8, at Oakland, July 10, 1976

Most caught stealing, game

6, at Washington, July 10, 1920

Most caught stealing, game, opponent

4, five times, last April 24, 1976 vs Oakland

Most plate appearances, inning

17, vs. Philadelphia, June 18, 1950

Most at-bats, game, 9 innings

55, at St. Louis, August 12, 1948

Most at-bats, game, extra innings

83, vs. Philadelphia, July 10, 1932

Most bases on balls, inning

7, vs. Philadelphia, June 18, 1950

Fewest hits DH2, vs. Boston, April 12, 1992
(0 hits first game, 8 innings, won 2-1; 2 hits second game, lost 0-3)**Most hit by pitcher, game**

4, nine times, last May 27, 2012 at CWS

Most intentional walks, game, 9 innings

4, 7x, last on August 20, 1993 at Boston

Most intentional walks, extra inning game

5, many times, last vs. Boston, May 17, 1980

Most LOB game, 9 innings

18, at Kansas City, May 1, 1985

Most LOB game, extra innings

24, vs. Philadelphia, July 10, 1932

Most LOB game, shutout game, 9 innings

14, at Washington, July 10, 1928 and vs. Chicago, July 9, 1931

Most LOB game, shutout game, extra innings

16, vs. Kansas City on September 15, 1966

Most consecutive games, 10 or more hits

18, 1925 (ties Major League Record)

BIG INNINGS**The five highest scoring innings in Indians history are:**

14 runs on April 18, 2009 at New York Yankees, second inning

14 runs on June 18, 1950 vs. Philadelphia As, first inning

13 runs on July 7, 1923 vs. Boston, sixth inning

13 runs on April 10, 1977 at Boston, eighth inning

12 runs on September 10, 1999 at Chicago, sixth inning

INDIVIDUAL LIFETIME BATTING RECORDS

| | | | |
|---------------------------------|---------------|--|------------------|
| Highest batting average.....375 | Joe Jackson | Most grounded into double play.....165 | Julio Franco |
| Highest slugging pct.592 | Manny Ramirez | Most home runs337 | Jim Thome |
| Highest on-base pct.434 | Joe Jackson | Most grand slam home runs13 | Manny Ramirez |
| Most seasons.....15 | Terry Turner | Most extra base hits.....724 | Earl Averill |
| Most games.....1619 | Terry Turner | Most total bases.....3200 | Earl Averill |
| Most consecutive games.....1103 | Joe Sewell | Most RBI1084 | Earl Averill |
| Most at bats.....6034 | Nap Lajoie | Most bases on balls1008 | Jim Thome |
| Most runs1154 | Earl Averill | Most IBB.....87 | Jim Thome |
| Most hits.....2052 | Nap Lajoie | Most strikeouts.....1400 | Jim Thome |
| Most singles1516 | Nap Lajoie | Most stolen bases452 | Kenny Lofton |
| Most doubles.....486 | Tris Speaker | Most caught stealing.....110 | Charlie Jamieson |
| Most triples.....121 | Earl Averill | Most pinch hits41 | Dale Mitchell |
| Most sac flies62 | Omar Vizquel | Most hit by pitch85 | Travis Hafner |
| Most sac hits334 | Ray Chapman | | |

ALL-TIME ROOKIE RECORDS

INDIVIDUAL SEASON BATTING

| Record | Player | Year |
|----------------------------------|------------------------------|-----------|
| Highest batting average408 | Joe Jackson | 1911 |
| Most hits.....233 | Joe Jackson | 1911 |
| Most doubles.....45 | Hal Trosky/Joe Jackson | 1934/1911 |
| Most triples.....19 | Joe Jackson | 1911 |
| Most homers (LH).....35 | Hal Trosky | 1934 |
| Most homers (RH).....37 | Al Rosen | 1950 |
| Most total bases.....374 | Hal Trosky | 1934 * |
| Most runs126 | Joe Jackson | 1911 |
| Most runs-batted-in142 | Hal Trosky | 1934 |
| Most at-bats (LH).....625 | Hal Trosky | 1934 |
| Most at-bats (RH).....650 | Carl Lind..... | 1928 |
| Most bases on balls (LH).....106 | Les Fleming..... | 1942 |
| Most bases on balls (RH).....100 | Al Rosen | 1950 |
| Most strikeouts (LH).....101 | Bob Chance..... | 1964 |
| Most strikeouts (RH).....123 | Cory Snyder | 1986 |
| Most stolen bases.....66 | Kenny Lofton | 1992 * |

* Led American League

SEEING DOUBLES

No teammates have combined for more doubles in a season than George Burns (64) and Tris Speaker (52) in 1926. (Source: **The Great Book of Baseball Knowledge** by David Nemeo, 1999)

INDIVIDUAL BATTING/SEASON

| | |
|---|---|
| Highest batting avg. (season)408 | Most intentional walks 18 |
| Joe Jackson..... 1911 | Andre Thorton 1982; Jim Thome 2002 |
| Highest slugging pct.714 | Most bases on balls (RH)109 |
| Albert Belle..... 1994 | Andre Thornton..... 1982 |
| Highest on-base pct.483 | Most bases on balls (SH)99 |
| Tris Speaker.....1920 | Roberto Alomar..... 1999 |
| Most games163 | Most strikeouts (LH)185 |
| Leon Wagner..... 1964 | Jim Thome..... 2001 |
| Most at bats (LH)662 | Most strikeouts (RH)166 |
| Kenny Lofton.....1996 | Cory Snyder..... 1987 |
| Most at bats (RH)663 | Fewest strikeouts4 |
| Joe Carter..... 1986 | Joe Sewell..... 1925, 1929(c) |
| Most at-bats, switch hitter657 | Most sacrifice hits (including sacrifice flies) 67 |
| Carlos Baerga..... 1992 | Ray Chapman..... 1917(b) |
| Most hits233 | Most sacrifice hits (no sacrifice flies)46 |
| Joe Jackson..... 1911 | Bill Bradley..... 1907 |
| Most 200 hit seasons 3 | Most sacrifice flies 16 |
| Tris Speaker..... 1916,1920, 1923 | Juan Gonzalez..... 2001 |
| Nap Lajoie.....1904, 1906, 1910 | Most hit by pitcher20 |
| Most hits and walks311 | Ryan Garko..... 2007 |
| Tris Speaker..... 1920, 1923 | Most stolen bases75 |
| Most hits home (since 1918)135 | Kenny Lofton..... 1996 |
| Earl Averill..... 1936 | Most caught stealing27 |
| Most hits road (since 1918)119 | Tris Speaker..... 1916 |
| Lou Boudreau..... 1948 | Most grounded into double play28 |
| Most singles172 | Julio Franco..... 1986 |
| Charley Jamieson..... 1923 | Fewest grounded into double play2 |
| Most doubles64 | Grady Sizemore 2006 |
| George Burns..... 1926 | Most consecutive games batted safely31 |
| Most triples26 | Nap Lajoie..... 1906 |
| Joe Jackson..... 1912(a) | Most consecutive games, one or more RBI 11 |
| Most long hits103 | Odell Hale (13), 1935; Larry Gardner (26), 1920 |
| Albert Belle..... 1995 | Most pinch hits19 |
| Fewest long hits10 | Bob Hale..... 1960 |
| Felix Fermin..... 1989(a) | Most consecutive pinch hits5 |
| Most total bases405 | Jerry Browne 1991; Bob Hale 1960 |
| Hal Trosky..... 1936 | Most pinch hit HRs3 |
| Fewest RBI, season (502 PA min.)21 | Ron Kittle 1987; Ted Uhlaender 1970; |
| Felix Fermin..... 1989 | Fred Whitfield 1966; Gene Green 1962 |
| Most RBI (LH)162 | Most pinch hit, grand slam HRs2 |
| Hal Trosky..... 1936 | Ben Broussard..... 2004 |
| Most RBI (RH)165 | Most consecutive games, no strikeouts 115 |
| Manny Ramirez..... 1999 | Joe Sewell.....May 17- Sept 19, 1929(a) |
| Most RBI (switch-hitter)120 | Twenty or more doubles, triples,home runs |
| Roberto Alomar..... 1999 | Jeff Heath..... 1941(a) |
| Most runs140 | Fifty doubles, ten triples, 25 home runs |
| Earl Averill..... 1931 | Grady Sizemore.....2006 |
| Most runs, switch hitter138 | Most five-hit games, season |
| Robbie Alomar..... 1999(c) | Joe Carter (3)..... 1986 |
| Most bases on balls (LH)127 | |
| Jim Thome..... 1999 | |

(a) Ties American League Record, (b) Major League Record, (c) American League Record

INDIVIDUAL BATTING/GAME, INNING

| | |
|---|---|
| Most at-bats 11 ^(a) Johnny Burnett, July 10, 1932; Ed Morgan, July 10, 1932 | Most bases on balls, game 6 ^(a) Andre Thornton, May 2, 1984 (extra innings) |
| Most runs 5, many players last done by Joe Carter, Sept. 6, 1986 | Most walks, 9.0 IP game 5, many players last by Jim Norris, July 8, 1977 |
| Most hits, 9.0 inning game 6 ^(b) last by Omar Vizquel, August 31, 2004 at New York | Most strikeouts, game 5 ^(a) Larry Doby, April 25, 1948; Rick Manning, May 15, 1977; Jim Thome, April 19, 2000 |
| Most hits, extra inning game 9 John Burnett, July 10, 1932 | Most strikeouts, two consecutive games 8 ^(a) Pedro Ramos, August 19 and 23, 1963 |
| Most hits, two consecutive games 11 John Burnett, July 9 (2) and July 10 (9), 1932 | Most GDP, game 3, many players last on April 9, 2004 by Jody Gerut at Kansas City |
| Most consecutive hits 11 Tris Speaker, 1920 | Most stolen bases, game 5 Alex Cole, May 3, 1992 and August 1, 1990; Kenny Lofton, September 3, 2000 |
| Most one base hits, extra inning game 7 ^(b) John Burnett, July 10, 1932 | Most sacrifice bunts, game 4 ^(a) Ray Chapman, August 31, 1919; Felix Fermin, August 22, 1989 |
| Most one base hits, doubleheader 8 ^(a) Earl Averill, May 7, 1933 | Two doubles, one inning Duane Kuiper, August 30, 1981 |
| Most doubles, game 4, three times ^(a) last done by Sandy Alomar, June 6, 1997 | Two home runs, one inning Carlos Baerga, April 8, 1993 |
| Most consecutive doubles, game 4 ^(a) Lou Boudreau, July 10, 1946; Vic Wertz, September 26, 1956; Sandy Alomar, June 6, 1997 | Home run/double, one inning Shelley Duncan, September 18, 2011 |
| Most triples 3, five players ^(a) last done by Ben Chapman, July 3, 1939 | Home run/triple, one inning Luis Rivas, September 26, 2007 |
| Most triples with bases filled 2 ^(a) Duane Kuiper, July 27, 1978 | Most total bases, inning 8 Carlos Baerga, April 8, 1993 |
| Most total bases, game 16 ^(a) Rocky Colavito, June 10, 1959 | Most extra base hits, inning 2, many players last by Shelley Duncan, September 18, 2011 |
| Most extra base hits, game 5 ^(c) Lou Boudreau, July 14, 1946; (4 doubles and 1 home run) Kelly Shoppach, July 30, 2008; (3 doubles and 2 home runs) | Most RBI, inning 6 ^(a) Matt Williams, August 27, 1997 |
| Most time, two hits, one inning 2 ^(a) John Hodapp, July 24, 1928 | Most bases on balls, inning 2, many times last by Austin Kearns, June 9, 2010 |
| Most consecutive extra base hits 7 ^(a) Elmer Smith, September 4 and 5, 1921 (two games) (3 doubles and 4 home runs) | Longest game ended by HR 19 innings Willie Kirkland, June 19, 1963 |
| Most extra bases on long hits 12 ^(a) Rocky Colavito, June 10, 1959 | Most runs scored, consecutive games 18 ^(a) Kenny Lofton, August 15- September 3, 2000 |
| Most RBI, game 9 Chris James, May 4, 1991 | Most hit by a pitch, game 3 Austin Kearns, July 5, 2010 at Texas |
| Most RBI, two consecutive games 11 Earl Averill, Sept. 17, 1930 (doubleheader); Travis Hafner, July 19-20, 2004 at Anaheim | Most intentional walks, game 3 last by Jim Thome, May 12, 1998 |
| | Most times reached base, via error 3 Luke Carlin, May 29, 2012; Walt Williams, Sept 11, 1973 |

(a) Ties American League Record

(b) Major League Record

(c) American League Record

ALL-TIME TEAM RECORDS-BATTING

INDIANS WHO LED AMERICAN LEAGUE IN BATTING

| Player | Year | BA | Player | Year | BA |
|--------------|------|------|--------------|------|------|
| Nap Lajoie | 1903 | .344 | Lew Fonseca | 1929 | .369 |
| Nap Lajoie | 1904 | .376 | Lou Boudreau | 1944 | .327 |
| Elmer Flick | 1905 | .308 | Bob Avila | 1954 | .341 |
| Tris Speaker | 1916 | .386 | | | |

INDIANS WHO LED AMERICAN LEAGUE IN HITS

| Player | Year | No. | Player | Year | No. |
|-----------------|------|-------|------------------|------|-------|
| Charles Hickman | 1902 | 193 | Charlie Jamieson | 1923 | 222 |
| Nap Lajoie | 1904 | 208 | George Burns | 1926 | 216 * |
| Nap Lajoie | 1906 | 214 | John Hodapp | 1930 | 225 |
| Nap Lajoie | 1910 | 227 | Joe Vosmik | 1935 | 216 |
| Joe Jackson | 1912 | 226** | Earl Averill | 1936 | 232 |
| Joe Jackson | 1913 | 197 | Dale Mitchell | 1949 | 203 |
| Tris Speaker | 1916 | 211 | Kenny Lofton | 1994 | 160 |

*Tied with Sam Rice; **Tied with Ty Cobb

INDIANS WHO LED AMERICAN LEAGUE IN ONE-BASE HITS

| Player | Year | No. | Player | Year | No. |
|------------------|------|-----|---------------|------|-------|
| Nap Lajoie | 1910 | 165 | Dale Mitchell | 1949 | 161 |
| Tris Speaker | 1916 | 160 | Carlos Baerga | 1992 | 152 |
| Charlie Jamieson | 1923 | 172 | Kenny Lofton | 1993 | 148 |
| Charlie Jamieson | 1924 | 168 | Kenny Lofton | 1994 | 107 * |
| Dale Mitchell | 1948 | 162 | | | |

*Tied with Paul Molitor

INDIANS WHO LED AMERICAN LEAGUE IN TWO-BASE HITS

| Player | Year | No. | Player | Year | No. |
|--------------|------|-----|----------------|------|------|
| Nap Lajoie | 1904 | 49 | Tris Speaker | 1923 | 59 |
| Nap Lajoie | 1906 | 48 | Joe Sewell | 1924 | 45 * |
| Nap Lajoie | 1910 | 51 | George Burns | 1926 | 64 |
| Joe Jackson | 1913 | 39 | John Hodapp | 1930 | 51 |
| Jack Graney | 1916 | 41 | Joe Vosmik | 1935 | 47 |
| Tris Speaker | 1916 | 41 | Lou Boudreau | 1941 | 45 |
| Tris Speaker | 1918 | 33 | Lou Boudreau | 1944 | 45 |
| Tris Speaker | 1920 | 50 | Lou Boudreau | 1947 | 45 |
| Tris Speaker | 1921 | 52 | Tito Francona | 1960 | 36 |
| Tris Speaker | 1922 | 48 | Albert Belle | 1995 | 52# |
| | | | Grady Sizemore | 2006 | 53 |

*Tied with Harry Heilmann, #Tied with Edgar Martinez

INDIANS WHO LED AMERICAN LEAGUE IN THREE-BASE HITS

| Player | Year | No. | Player | Year | No. |
|--------------|------|------|---------------|------|-----|
| Elmer Flick | 1905 | 18 | Jeff Heath | 1941 | 20 |
| Elmer Flick | 1906 | 22 | Hank Edwards | 1946 | 16 |
| Elmer Flick | 1907 | 18 | Dale Mitchell | 1949 | 23 |
| Joe Jackson | 1912 | 26 | Bob Avila | 1952 | 11 |
| Joe Vosmik | 1935 | 20 | Vic Power | 1958 | 10 |
| Earl Averill | 1936 | 15 * | Brett Butler | 1986 | 14 |
| Jeff Heath | 1938 | 18 | Kenny Lofton | 1995 | 13 |

*Tied with Joe DiMaggio and Red Rolfe

INDIANS WHO LED THE AMERICAN LEAGUE IN ON-BASE %

| Player | Year | No. | Player | Year | No. |
|--------------|------|------|---------------|------|------|
| Nap Lajoie | 1904 | .413 | Tris Speaker | 1922 | .474 |
| Joe Jackson | 1911 | .468 | Tris Speaker | 1925 | .479 |
| Tris Speaker | 1916 | .470 | Larry Doby | 1950 | .442 |
| | | | Mike Hargrove | 1981 | .424 |

INDIANS WHO LED AMERICAN LEAGUE IN TOTAL BASES

| Player | Year | No. | Player | Year | No. |
|-------------|------|-----|----------------|------|-----|
| Nap Lajoie | 1904 | 305 | Al Rosen | 1953 | 367 |
| Nap Lajoie | 1910 | 304 | Rocky Colavito | 1959 | 301 |
| Joe Jackson | 1912 | 331 | Albert Belle | 1994 | 294 |
| Hal Trosky | 1936 | 405 | Albert Belle | 1995 | 377 |
| Al Rosen | 1952 | 297 | | | |

INDIANS WHO LED AMERICAN LEAGUE IN SLUGGING PERCENTAGE

| Player | Year | Pct. | Player | Year | Pct. |
|--------------|------|------|----------------|------|------|
| Nap Lajoie | 1903 | .518 | Al Rosen | 1953 | .613 |
| Nap Lajoie | 1904 | .552 | Rocky Colavito | 1958 | .620 |
| Elmer Flick | 1905 | .462 | Albert Belle | 1995 | .690 |
| Joe Jackson | 1913 | .551 | Manny Ramirez | 1999 | .663 |
| Tris Speaker | 1916 | .502 | Manny Ramirez | 2000 | .697 |
| Larry Doby | 1952 | .541 | Jim Thome | 2002 | .677 |
| | | | Travis Hafner | 2006 | .659 |

INDIANS WHO LED AMERICAN LEAGUE IN BASE ON BALLS

| Player | Year | No. | Player | Year | No. |
|----------------|------|-----|-----------|------|-----|
| Jack Graney | 1917 | 94 | Jim Thome | 1997 | 120 |
| Ray Chapman | 1918 | 84 | Jim Thome | 1999 | 127 |
| Jack Graney | 1919 | 105 | Jim Thome | 2002 | 122 |
| Rocky Colavito | 1965 | 93 | | | |

INDIANS WHO LED AMERICAN LEAGUE IN RUNS SCORED

| Player | Year | No. | Player | Year | No. |
|-------------|------|-----|----------------|------|------|
| Elmer Flick | 1906 | 98 | Al Smith | 1955 | 123 |
| Ray Chapman | 1918 | 84 | Albert Belle | 1995 | *121 |
| Larry Doby | 1952 | 104 | Roberto Alomar | 1999 | 138 |
| Al Rosen | 1953 | 115 | Grady Sizemore | 2006 | 134 |

*Tied with Edgar Martinez

INDIANS WHO LED AMERICAN LEAGUE IN STOLEN BASES

| Player | Year | No. | Player | Year | No. |
|--------------|------|-----|--------------|------|-----|
| Harry Bay | 1903 | 45 | Kenny Lofton | 1992 | 66 |
| Harry Bay | 1904 | 38 | Kenny Lofton | 1993 | 70 |
| Elmer Flick | 1904 | 38 | Kenny Lofton | 1994 | 60 |
| Elmer Flick* | 1906 | 39 | Kenny Lofton | 1995 | 54 |
| George Case | 1946 | 28 | Kenny Lofton | 1996 | 75 |

*Tied with John Anderson

INDIANS WHO LED THE AMERICAN LEAGUE IN RUNS BATTED IN

| Player | Year | No. | Player | Year | No. |
|----------------|------|-----|---------------|------|------|
| Nap Lajoie | 1904 | 102 | Joe Carter | 1986 | 121 |
| Hal Trosky | 1936 | 162 | Albert Belle | 1993 | 129 |
| Al Rosen | 1952 | 105 | Albert Belle | 1995 | *126 |
| Al Rosen | 1953 | 145 | Albert Belle | 1996 | 148 |
| Larry Doby | 1954 | 126 | Manny Ramirez | 1999 | 165 |
| Rocky Colavito | 1965 | 108 | | | |

*Tied with Mo Vaughn

INDIANS WHO HAD SIX HITS IN ONE GAME

| Player | Date | Player | Date |
|--------------------|----------------|------------------|-----------------|
| Erwin Harvey (9) | April 25, 1902 | Jim Fridley (9) | April 29, 1952 |
| Frank Brower (9) | August 7, 1923 | Jorge Orta (9) | June 15, 1980 |
| George Burns (9) | June 19, 1924 | Carlos Baerga # | April 11, 1992 |
| John Burnett*# | July 10, 1932 | Omar Vizquel (9) | August 31, 2004 |
| Bruce Campbell (9) | July 2, 1936 | | |

*Collected 9 hits in 11 times at bat in 18-inning game for M.L. record; # Extra inning game.

CLEVELAND INDIANS DH CHART

| YEAR | AB | R | H | 2B | 3B | HR | RBI | BB | SO | AVG. |
|------|-----|-----|-----|----|----|----|-----|-----|-----|------|
| 2012 | 571 | 59 | 129 | 19 | 3 | 22 | 72 | 67 | 120 | .251 |
| 2011 | 587 | 82 | 156 | 34 | 2 | 23 | 94 | 56 | 149 | .266 |
| 2010 | 575 | 66 | 145 | 36 | 1 | 21 | 69 | 61 | 148 | .252 |
| 2009 | 579 | 71 | 147 | 36 | 0 | 23 | 79 | 66 | 137 | .254 |
| 2008 | 584 | 73 | 138 | 38 | 0 | 17 | 85 | 65 | 143 | .236 |
| 2007 | 569 | 84 | 153 | 26 | 2 | 25 | 103 | 103 | 121 | .269 |
| 2006 | 565 | 114 | 167 | 35 | 1 | 45 | 137 | 104 | 136 | .296 |
| 2005 | 578 | 105 | 168 | 45 | 0 | 37 | 115 | 82 | 150 | .291 |
| 2004 | 569 | 115 | 170 | 42 | 3 | 34 | 121 | 79 | 137 | .299 |
| 2003 | 579 | 88 | 155 | 33 | 4 | 22 | 88 | 71 | 132 | .268 |
| 2002 | 595 | 109 | 175 | 30 | 1 | 36 | 104 | 58 | 126 | .294 |
| 2001 | 570 | 115 | 164 | 34 | 1 | 37 | 105 | 78 | 115 | .288 |
| 2000 | 579 | 103 | 154 | 30 | 0 | 43 | 117 | 88 | 153 | .266 |
| 1999 | 566 | 82 | 150 | 31 | 1 | 24 | 114 | 87 | 130 | .265 |
| 1998 | 601 | 100 | 161 | 46 | 1 | 19 | 87 | 78 | 121 | .268 |
| 1997 | 595 | 88 | 177 | 31 | 1 | 22 | 84 | 67 | 107 | .297 |
| 1996 | 628 | 91 | 182 | 36 | 2 | 23 | 100 | 80 | 100 | .290 |
| 1995 | 556 | 87 | 165 | 26 | 0 | 21 | 91 | 62 | 95 | .297 |
| 1994 | 452 | 62 | 109 | 21 | 2 | 19 | 76 | 42 | 77 | .241 |
| 1993 | 618 | 70 | 155 | 17 | 3 | 25 | 72 | 48 | 118 | .251 |
| 1992 | 632 | 78 | 152 | 24 | 3 | 27 | 93 | 52 | 147 | .241 |
| 1991 | 647 | 57 | 163 | 31 | 2 | 11 | 63 | 29 | 106 | .252 |
| 1990 | 624 | 75 | 183 | 34 | 5 | 14 | 84 | 52 | 92 | .293 |
| 1989 | 608 | 59 | 147 | 23 | 1 | 19 | 66 | 62 | 137 | .242 |
| 1988 | 627 | 75 | 167 | 21 | 1 | 20 | 77 | 44 | 121 | .266 |
| 1987 | 607 | 77 | 151 | 40 | 1 | 14 | 80 | 63 | 124 | .249 |
| 1986 | 610 | 81 | 145 | 22 | 0 | 22 | 93 | 81 | 109 | .238 |
| 1985 | 626 | 69 | 144 | 21 | 0 | 23 | 116 | 54 | 112 | .230 |
| 1984 | 621 | 94 | 156 | 25 | 0 | 30 | 92 | 92 | 91 | .251 |
| 1983 | 604 | 90 | 170 | 35 | 1 | 16 | 81 | 87 | 79 | .281 |
| 1982 | 605 | 95 | 166 | 26 | 1 | 32 | 114 | 107 | 84 | .274 |
| 1981 | 387 | 46 | 98 | 19 | 1 | 6 | 51 | 51 | 52 | .253 |
| 1980 | 616 | 87 | 161 | 20 | 3 | 21 | 101 | 69 | 112 | .261 |
| 1979 | 602 | 102 | 162 | 24 | 0 | 29 | 108 | 81 | 116 | .269 |
| 1978 | 591 | 64 | 160 | 29 | 4 | 16 | 79 | 66 | 115 | .271 |
| 1977 | 605 | 81 | 166 | 30 | 1 | 19 | 101 | 79 | 78 | .274 |
| 1976 | 603 | 78 | 185 | 32 | 0 | 16 | 90 | 70 | 62 | .307 |
| 1975 | 591 | 86 | 151 | 23 | 2 | 30 | 91 | 79 | 68 | .255 |
| 1974 | 612 | 80 | 181 | 22 | 5 | 20 | 82 | 58 | 66 | .296 |
| 1973 | 640 | 82 | 171 | 20 | 5 | 24 | 90 | 54 | 94 | .267 |

INDIANS ALL-TIME RBI LEADERS BY POSITION (SINGLE-SEASON)

| Pos. | Player | Year | No. |
|------|-----------------|------|-----|
| C | Victor Martinez | 2004 | 101 |
| 1B | Hal Trosky | 1936 | 162 |
| 2B | Joe Gordon | 1948 | 124 |
| SS | Joe Sewell | 1923 | 109 |
| 3B | Al Rosen | 1953 | 145 |
| LF | Albert Belle | 1996 | 142 |
| CF | Earl Averill | 1931 | 143 |
| RF | Manny Ramirez | 1999 | 165 |
| DH | Travis Hafner | 2006 | 110 |

FIRST DH IN CLUB HISTORY

The first regular season designated hitter for the Indians was John Ellis. Ellis batted clean-up on April 7, 1973 when the Tribe opened the season against the Tigers at Cleveland Stadium. In his first at-bat, in the first inning, Ellis grounded out from pitcher Mickey Lolich to first baseman NormCash. He went 0 for 4, but Cleveland won the game 2-1 behind starting pitcher Gaylord Perry. Oscar Gamble was Cleveland's most frequent DH in 1973 (259 at-bats). Others to DH for Cleveland in 1973 were Dave Duncan, Ron Lolich, John Lowenstein, Charlie Spikes, and Walt Williams.

CLUB HOME RUNS

| | |
|---|---|
| <p>Most, game8 at Milwaukee, April 25, 1997; at Seattle, July 16, 2004</p> <p>Most, game by opponents7 Milwaukee, April 29, 1980; Oakland, July 6, 1990; Texas, August 1, 2003</p> <p>Most, inning.....4 vs. Los Angeles, July 31, 1963; at Seattle, July 16, 2004</p> <p>Most, inning by opponent.....4 vs. Detroit, May 27, 1957; vs. Detroit, July 29, 1974; vs. Kansas City, June 29, 2001</p> <p>Most times, three consecutive home runs, inning11 last done at Seattle, July 16, 2004</p> <p>Most in succession, game.....4 vs. Los Angeles, July 31, 1963</p> <p>Most home runs, start of game.....2 vs. Detroit, June 19, 1971; at Kansas City, July 21, 2002 at Kansas City, May 23, 2007 vs. Chicago, September 22, 2011</p> <p>Most home runs, start of season.....5 * at Texas, April 27, 1995</p> <p>Most shutout game, no other runs.....4 vs. New York, August 2, 1956</p> <p>4 home runs/4 runs scored, game 4x, last vs. New York, April 23, 1987</p> <p>Most grand slams, game2 at Minnesota, April 22, 1988; at Toronto, September 24, 1999</p> <p>Most grand slams, game, opponent.....2 Detroit, June 24, 1968; Minnesota, July 18, 1962; Baltimore, August 14, 1998</p> <p>Most pinch-hit, game2 vs. Philadelphia, May 26, 1937; vs. Minnesota, August 15, 1965</p> <p>Most, season221 2000 (162 games)</p> <p>Most allowed, season.....219 1987 (162 games)</p> | <p>Most, month.....51 September 2005</p> <p>Most, month allowed43 3x, last, August 2003</p> <p>Most, season, home133 1970 (81 games)</p> <p>Most, season, road124 1997 (80 games)</p> <p>Most pinch-hit, season9 1965 (162 games); 1970 (162 games)</p> <p>Most by pitcher 11 1949</p> <p>Most lead-off homers, season8 2008 (162 games) & 2012 (162 games)</p> <p>Most grand slams, season,14 2006 (162 games)</p> <p>Most grand slams allowed, season,11 2008 (162 games)</p> <p>Most consecutive games, one or more home runs19 (40 homers), 2000</p> <p>Most home runs in consecutive games in which home runs were made.....31 (12 games), 1997</p> <p>Most consecutive games, two or more home runs.....9 May 13-21, 1962</p> <p>Most players 30 home runs3 1997 (161 games), 1987 (162 games); 1996 (161 games), 1999 (162 games)</p> <p>Most players 20 home runs6 2001 (162 games)</p> <p>Most players 10 home runs10 2009 (162 games)</p> <p>Most players, three or more home runs in a game, season.....3 1987 (162 games)</p> <p>Most home runs, 4 consecutive games.....17 July 19-22, 1994</p> <p>Most players, two or more home runs in a game.....2 last on July 30, 2008 vs. Detroit (Shoppach, Francisco)</p> |
|---|---|

TRIBE TRIOS WITH OVER 100 HOME RUNS

The Indians have seven seasons in which three players have combined for more than 100 home runs. In 1995, Albert Belle (50), Manny Ramirez (31), and Jim Thome (25) combined for 106 home runs. Paul Sorrento also hit 25 home runs in 1995. In 1996, Belle (48), Thome (38), and Ramirez (33) combined for 121 home runs. In 1997, Thome (40), David Justice (33), and Matt Williams (32) combined for 105 home runs. In 1998, Ramirez (45), Thome (30), and Travis Fryman (28) combined for 103 home runs. In 1999, Ramirez (44), Thome (33), and Richie Sexson (31) combined for 108 home runs. In 2001, Jim Thome (49), Juan Gonzalez (35), and Roberto Alomar (20) combined for 104. In 2002, Thome (52), Ellis Burks (32) and Karim Garcia (16) combined to hit 100.

INDIVIDUAL HOME RUNS

| | |
|--|---|
| <p>Most, game 4^(d) Rocky Colavito, June 10, 1959 (consecutive)</p> <p>Most, inning..... 2^(d) Carlos Baerga, April 8, 1993 (one left, one right)</p> <p>Most, two games..... 5^(d) Matt Williams, April 25 (3), April 26 (2), 1997; Albert Belle, Sept. 18 (2), Sept. 19 (3), 1995; Joe Carter, July 18 (2), July 19 (3), 1989; Manny Ramirez, Sept. 15 (3), Sept. 16 (2), 1998; Travis Hafner, July 19 (2), July 20 (3), 2004</p> <p>Most, three games 6^(d) Manny Ramirez, Sept. 15 (3), Sept. 16 (2), Sept. 17 (1) 1998</p> <p>Most, five games 8^(c) Manny Ramirez, Sept. 15 (3), Sept. 16 (2), Sept. 17 (1), Sept. 19 (2), 1998</p> <p>Most consecutive home runs, two games 4^(d) Manny Ramirez, Sept. 15, 16, 1998; Willie Kirkland, July 9, 13, 1961</p> <p>Most consecutive games with HR 7 Jim Thome, June 25-July 3, 2002</p> <p>Most, designated hitter 39 Travis Hafner, 2006</p> <p>Most, three or more in a game, season 2 Joe Carter, June 24, July 19, 1989</p> <p>Most, three or more in a game, career..... 4 Joe Carter, 1989 (2), 1987, 1986</p> <p>Most, both sides of the plate, same game 2 Tony Bernazard, July 1, 1986; Carlos Baerga, April 8, 1993; Eddie Murray April 21, 1994; Roberto Alomar, July 16, 2001; Victor Martinez, July 16, 2004; June 1, 2007 Carlos Santana, Spetember 13, 2011</p> <p>Most, both sides of plate, same inning..... 2 Carlos Baerga, April 8, 1993</p> <p>Most grand slams, two consecutive games..... 2 Jim Busby, July 5 and 6, 1956</p> <p>Most season (LH)..... 52 Jim Thome, 2002</p> <p>Most season (RH)..... 50 Albert Belle, 1995</p> <p>Most season (switch hitter)..... 27 Carlos Santana, 2011</p> <p>Most season, rookie..... 37 Al Rosen, 1950</p> | <p>Most, home 30 Hal Trosky, 1936; Jim Thome, 2001, 2002</p> <p>Most, road..... 26 Albert Belle, 1996</p> <p>Most, one month.....17 Albert Belle, September, 1995</p> <p>Most, two months 31 Albert Belle, August-September, 1995</p> <p>Most, lead-off..... 7 Grady Sizemore, 2008</p> <p>Most grand slams, season 6^(d) Travis Hafner, 2006</p> <p>Most consecutive pinch-hit home runs..... 2 Gary Alexander, July 5 & 6, 1980</p> <p>Most seasons, 20 or more 9 Jim Thome, 1994-2002</p> <p>Most consecutive seasons, 20 or more 9 Jim Thome, 1994-2002</p> <p>Most seasons, 30 or more 7 Jim Thome, 1996-2002</p> <p>Most consecutive seasons, 30 or more..... 7 Jim Thome, 1996-2002</p> <p>Home run in first plate appearance Earl Averill, April 16, 1929; Jay Bell, September 29, 1986 Kevin Kouzmanoff, September 2, 2006</p> <p>Most home runs, first 2 major league games ... 2 Earl Averill, April 16 and 17, 1929; Manny Ramirez, September 23, 1993; Josh Bard, August 23 and 24, 2002; Kevin Kouzmanoff, September 2 and 3, 2006</p> <p>Most pinch hit HRs, season 3 Ron Kittle, 1987; Ted Uhlaender, 1970; Fred Whitfield, 1966; Gene Green, 1962</p> <p>Most by two players, season..... 86 Albert Belle (48) and Jim Thome (38), 1996</p> <p>Doubleheader, hitting HR in each game..... 4 Earl Averill, Sept. 17, 1930</p> <p>Longest game ended by HR 19 innings Willie Kirkland, June 14, 1963 (G2)</p> <p>Most homers, extra innings 2^(c) Willie Kirkland (11th/19th), June 14, 1963,</p> <p>Most pinch hit grand slams, season..... 2 Ben Broussard, 2004</p> <p>Most home runs in consecutive games, start of the season..... 3 Grady Sizemore, 2007</p> |
|--|---|

(c) Tied American League Record, (d) Tied Major League Record

ALL-TIME TEAM RECORDS-HOME RUNS

INDIANS WHO LED AMERICAN LEAGUE IN HOME RUNS

| Player | Year | No. | Player | Year | No. |
|------------|------|-----|----------------|------|------|
| Bobby Roth | 1915 | 7 | Al Rosen | 1953 | 43 |
| Al Rosen | 1950 | 37 | Larry Doby | 1954 | 32 |
| Larry Doby | 1952 | 32 | Rocky Colavito | 1959 | 42 * |
| | | | Albert Belle | 1995 | 50 |

*Tied with Harmon Killebrew

INDIANS ALL-TIME SINGLE SEASON HOME RUN LEADERS BY POSITION

| Pos. | Player | Year | No. | Pos. | Player | Year | No. |
|------|------------------|------------|-----|------|-----------------|------------|-----|
| C | John Romano | 1962 | 25 | LF | Albert Belle | 1995 | 50 |
| 1B | Jim Thome | 2001, 2002 | 48 | CF | Earl Averill | 1931, 1932 | 32 |
| 2B | Joe Gordon (a) | 1948 | 32 | CF | Larry Doby | 1952, 1954 | 32 |
| SS | Asdrubal Cabrera | 2011 | 25 | CF | Grady Sizemore | 2008 | 32 |
| 3B | Al Rosen | 1953 | 43 | RF | Manny Ramirez | 1998 | 45 |
| DH | Travis Hafner | 2006 | 39 | P | Wes Ferrell (a) | 1931 | 9 |

(a) AL Record

INDIANS ALL-TIME CAREER HOME RUN LEADERS BY POSITION

| Pos. | Player | No. | Pos. | Player | No. | Pos. | Player | No. |
|------|----------------|-----|------|---------------|-----|------|----------------|-----|
| C | Sandy Alomar | 91 | 3B | Al Rosen | 173 | RF | Manny Ramirez | 219 |
| 1B | Jim Thome | 218 | DH | Travis Hafner | 176 | PH | Fred Whitfield | 8 |
| 2B | Joe Gordon | 100 | LF | Albert Belle | 204 | P | Bob Lemon | 35 |
| SS | Jhonny Peralta | 87 | CF | Earl Averill | 225 | | | |

INDIANS WHO HIT 30 OR MORE HOMERS IN A SEASON

| Player | Year | HR | Player | Year | HR | Player | Year | HR |
|----------------|------|----|----------------|------|----|----------------|------|----|
| Jim Thome | 2002 | 52 | Jim Thome | 2000 | 37 | Joe Gordon | 1948 | 32 |
| Albert Belle | 1995 | 50 | Albert Belle | 1994 | 36 | Larry Doby | 1952 | 32 |
| Jim Thome | 2001 | 49 | Hal Trosky | 1934 | 35 | Larry Doby | 1954 | 32 |
| Albert Belle | 1996 | 48 | Joe Carter | 1989 | 35 | Vic Wertz | 1956 | 32 |
| Manny Ramirez | 1998 | 45 | Juan Gonzalez | 2001 | 35 | Andre Thornton | 1982 | 32 |
| Manny Ramirez | 1999 | 44 | Albert Belle | 1992 | 34 | Joe Carter | 1987 | 32 |
| Al Rosen | 1953 | 43 | Andre Thornton | 1978 | 33 | Brook Jacoby | 1987 | 32 |
| Hal Trosky | 1936 | 42 | Andre Thornton | 1984 | 33 | Matt Williams | 1997 | 32 |
| Rocky Colavito | 1959 | 42 | Cory Snyder | 1987 | 33 | Ellis Burks | 2002 | 32 |
| Travis Hafner | 2006 | 42 | Manny Ramirez | 1996 | 33 | Earl Averill | 1934 | 31 |
| Rocky Colavito | 1958 | 41 | David Justice | 1997 | 33 | Ken Keltner | 1948 | 31 |
| Jim Thome | 1997 | 40 | Jim Thome | 1999 | 33 | Luke Easter | 1952 | 31 |
| Albert Belle | 1993 | 38 | Travis Hafner | 2005 | 33 | Leon Wagner | 1964 | 31 |
| Jim Thome | 1996 | 38 | Grady Sizemore | 2008 | 33 | Manny Ramirez | 1995 | 31 |
| Manny Ramirez | 2000 | 38 | Earl Averill | 1931 | 32 | Richie Sexson | 1999 | 31 |
| Al Rosen | 1950 | 37 | Earl Averill | 1932 | 32 | Rocky Colavito | 1966 | 30 |
| | | | Hal Trosky | 1937 | 32 | Jim Thome | 1998 | 30 |

INDIANS WHO HIT FOUR HOMERS IN ONE GAME

Rocky Colavito on June 10, 1959 in Baltimore

FOUR STRAIGHT HOME RUNS IN ONE INNING (6TH INNING)

July 31, 1963 vs. California Angels

Woodie Held, Pedro Ramos, Tito Francona, Larry Brown

INDIANS WHO HIT THREE HOMERS IN ONE GAME

| Player | Date | Opponent | Player | Date | Opponent |
|-------------------------|-----------------|-----------------|----------------------|-----------------|----------------|
| * Earl Averill | Sept. 17, 1930 | vs. Washington | * Brook Jacoby | July 3, 1987 | vs. Chicago |
| * Hal Trosky | May 30, 1934 | vs. Chicago | * Joe Carter | June 24, 1989 | at Texas |
| Hal Trosky | July 5, 1937 | at St. Louis | Joe Carter | July 19, 1989 | at Minnesota |
| * Ken Keltner | May 25, 1939 | at Boston | Albert Belle..... | Sept. 6, 1992 | vs. Seattle |
| Pat Seerey..... | July 13, 1945 | at New York | Carlos Baerga..... | June 17, 1993 | at Detroit |
| * Larry Doby | August 2, 1950 | vs. Washington | * Jim Thome..... | July 22, 1994 | vs. Chicago |
| Bob Avila | June 20, 1951 | at Boston | * Albert Belle..... | Sept. 19, 1995 | at Chicago |
| Al Rosen | April 29, 1952 | at Philadelphia | Matt Williams..... | April 25, 1997 | at Milwaukee |
| * Bill Glynn | July 5, 1954 | at Detroit | * Manny Ramirez..... | Sept. 15, 1998 | vs. Toronto |
| * Willie Kirkland | July 9, 1961 | vs. Chicago | Manny Ramirez..... | August 25, 1999 | at Oakland |
| Tony Horton..... | May 24, 1970 | vs. New York | Ellis Burks | June 19, 2001 | vs. Minnesota |
| * George Hendrick..... | June 19, 1973 | vs. Detroit | Jim Thome | July 6, 2001 | vs. St. Louis |
| Joe Carter | August 29, 1986 | at Boston | Victor Martinez..... | July 16, 2004 | at Seattle |
| Cory Snyder | May 21, 1987 | vs. Minnesota | Travis Hafner..... | July 20, 2004 | at Anaheim |
| Joe Carter | May 28, 1987 | at Boston | Shin-Soo Choo | Sept. 17, 2010 | at Kansas City |

**Indicates home runs hit on consecutive times at bat*

HOME FIELD HOMERS

| Year | Indians | Opponents | Home Field Total | Indians Season Total | Year | Indians | Opponents | Home Field Total | Indians Season Total |
|------|---------|-----------|------------------|----------------------|---------|---------|-----------|------------------|----------------------|
| 1947 | 52 | 49 | 101 | 112 | 1981 | 19 | 33 | 52 | 39 |
| 1948 | 76 | 41 | 117 | 155 | 1982 | 49 | 64 | 113 | 109 |
| 1949 | 62 | 43 | 105 | 112 | 1983 | 48 | 71 | 119 | 86 |
| 1950 | 102 | 57 | 159 | 164 | 1984 | 65 | 73 | 138 | 123 |
| 1951 | 76 | 42 | 118 | 140 | 1985 | 52 | 76 | 128 | 116 |
| 1952 | 71 | 43 | 114 | 148 | 1986 | 80 | 80 | 160 | 157 |
| 1953 | 91 | 47 | 138 | 160 | 1987 | 94 | 118 | 212 | 187 |
| 1954 | 78 | 57 | 135 | 156 | 1988 | 62 | 52 | 114 | 134 |
| 1955 | 84 | 58 | 142 | 148 | 1989 | 56 | 51 | 107 | 127 |
| 1956 | 71 | 61 | 132 | 153 | 1990 | 52 | 86 | 138 | 110 |
| 1957 | 71 | 74 | 145 | 140 | 1991 | 22 | 41 | 63 | 79 |
| 1958 | 72 | 59 | 131 | 161 | 1992 | 62 | 94 | 156 | 127 |
| 1959 | 84 | 74 | 158 | 167 | 1993 | 69 | 83 | 152 | 141 |
| 1960 | 62 | 84 | 146 | 127 | 1994(c) | 87 | 44 | 131 | 167 |
| 1961 | 74 | 98 | 172 | 150 | 1995 | 99 | 60 | 159 | 207 |
| 1962 | 103 | 89 | 192 | 180 | 1996 | 102 | 75 | 177 | 218 |
| 1963 | 88 | 87 | 175 | 169 | 1997 | 96 | 89 | 185 | 220 |
| 1964 | 84 | 82 | 166 | 164 | 1998 | 104 | 83 | 187 | 198 |
| 1965 | 90 | 58 | 148 | 156 | 1999 | 110 | 109 | 219 | 209 |
| 1966 | 82 | 65 | 147 | 155 | 2000 | 122 | 87 | 209 | 221(b) |
| 1967 | 76 | 69 | 145 | 131 | 2001 | 116 | 84 | 200 | 212 |
| 1968 | 36 | 56 | 92 | 75 | 2002 | 95 | 76 | 171 | 192 |
| 1969 | 56 | 60 | 116 | 119 | 2003 | 69 | 72 | 141 | 158 |
| 1970 | 133(b) | 103 | 236 | 183 | 2004 | 70 | 94 | 164 | 184 |
| 1971 | 62 | 99 | 161 | 109 | 2005 | 91 | 78 | 169 | 207 |
| 1972 | 59 | 76 | 135 | 91 | 2006 | 94 | 74 | 168 | 196 |
| 1973 | 92 | 100 | 192 | 158 | 2007 | 100 | 68 | 168 | 178 |
| 1974 | 72 | 92 | 164 | 131 | 2008 | 89 | 65 | 154 | 171 |
| 1975 | 79 | 85 | 164 | 153 | 2009 | 66 | 72 | 138 | 161 |
| 1976 | 40 | 43 | 83 | 85 | 2010 | 64 | 70 | 134 | 128 |
| 1977 | 54 | 66 | 120 | 100 | 2011 | 89 | 69 | 158 | 154 |
| 1978 | 50 | 37 | 87 | 106 | 2012 | 64 | 85 | 149 | 136 |
| 1979 | 87 | 72 | 159 | 138 | | | | | |
| 1980 | 54 | 67 | 121 | 89 | | | | | |

(b) Cleveland Record
(c) 1st year at Progressive Field

INDIANS WHO HIT .320 OR BETTER

(Minimum 400 plate appearances)

| | | | | | | | | |
|------|------------------|------|------|------------------|------|------|------------------|------|
| .408 | Joe Jackson | 1911 | .350 | Dick Porter | 1930 | .329 | David Justice | 1997 |
| .395 | Joe Jackson | 1912 | .349 | Eddie Morgan | 1930 | .328 | Homer Summa | 1923 |
| .389 | Tris Speaker | 1925 | | Kenny Lofton | 1994 | | Manny Ramirez | 1997 |
| .388 | Tris Speaker | 1920 | .348 | Joe Vosmik | 1935 | .327 | Lou Boudreau | 1944 |
| .386 | Tris Speaker | 1916 | .345 | Charles Jamieson | 1923 | .326 | Larry Doby | 1950 |
| .384 | Nap Lajoie | 1910 | .344 | Tris Speaker | 1924 | .325 | Ken Keltner | 1939 |
| .380 | Tris Speaker | 1923 | | Nap Lajoie | 1903 | | Mike Hargrove | 1979 |
| .378 | Tris Speaker | 1922 | .343 | Hal Trosky | 1936 | | Kenny Lofton | 1993 |
| | Earl Averill | 1936 | | Jeff Heath | 1938 | | Juan Gonzalez | 2001 |
| | Charles Hickman | 1902 | .341 | Joe Vosmik | 1934 | .324 | Nap Lajoie | 1909 |
| .376 | Nap Lajoie | 1904 | | Bobby Avila | 1954 | | Joe Sewell | 1926 |
| | | | | Miguel Dilone | 1980 | | Sandy Alomar | 1997 |
| .373 | Joe Jackson | 1913 | .340 | Bill Bradley | 1902 | .323 | Joe Sewell | 1928 |
| .369 | Lew Fonseca | 1929 | | Jeff Heath | 1841 | | John Hodapp | 1928 |
| .368 | Nap Lajoie | 1912 | .339 | Earl Averill | 1930 | | Julius Solters | 1937 |
| .363 | Tito Francona | 1959 | .338 | Joe Jackson | 1914 | | Charles Jamieson | 1922 |
| .362 | Tris Speaker | 1921 | .336 | George Burns | 1925 | | Dale Mitchell | 1952 |
| .359 | Charles Jamieson | 1924 | | Joe Sewell | 1925 | .322 | Eddie Murray | 1995 |
| .358 | George Burns | 1926 | | Dale Mitchell | 1948 | | Roberto Alomar | 1999 |
| .357 | Albert Belle | 1994 | | Al Rosen | 1953 | | Steve O'Neill | 1921 |
| .355 | Nap Lajoie | 1906 | .335 | Roberto Alomar | 2001 | | Jimmy Piersal | 1961 |
| | Lou Boudreau | 1948 | | | | | Julio Franco | 1996 |
| .354 | Johnny Hodapp | 1930 | .334 | Nap Lajoie | 1913 | .321 | Steve O'Neill | 1920 |
| .353 | Joe Sewell | 1923 | | Hal Trosky | 1939 | | Carlos Baerga | 1993 |
| .352 | Tris Speaker | 1917 | .333 | Hal Trosky | 1938 | | Gene Woodling | 1951 |
| .351 | Eddie Morgan | 1931 | .333 | Earl Averill | 1931 | | Travis Fryman | 2000 |
| | Manny Ramirez | 2000 | | Manny Ramirez | 1999 | | Milton Bradley | 2003 |
| | | | | Omar Vizquel | 1999 | .320 | Bill Congalton | 1906 |
| | | | .332 | Earl Averill | 1929 | | Joe Vosmik | 1931 |
| | | | .330 | Earl Averill | 1938 | | | |
| | | | | Hal Trosky | 1934 | | | |

TOP ALL-TIME TRIBE HITTING STREAKS

| Player | Year | Hits | Player | Year | Hits | Player | Year | Hits |
|------------------|------|------|------------------|------|------|---------------|------|------|
| Nap LaJoie | 1906 | 31 | Ray Fosse | 1970 | 23 | Larry Doby | 1951 | 21 |
| Sandy Alomar | 1997 | 30 | Mike Hargrove | 1980 | 23 | Dale Mitchell | 1953 | 21 |
| Bill Bradley | 1902 | 29 | John Hodapp | 1929 | 22 | Albert Belle | 1996 | 21 |
| Joe Jackson | 1911 | 28 | Dale Mitchell | 1947 | 22 | Joe Carter | 1986 | 21 |
| Hal Trosky | 1936 | 28 | Al Smith | 1956 | 22 | Julio Franco | 1988 | 21 |
| Dale Mitchell | 1953 | 27 | John Romano | 1961 | 22 | Earl Averill | 1936 | 20 |
| Harry Bay | 1902 | 26 | Julio Franco | 1988 | 22 | Roy Weatherly | 1936 | 20 |
| Casey Blake | 2007 | 26 | Marty Cordova | 2001 | 22 | Joe Vosmik | 1936 | 20 |
| Matt Williams | 1997 | 24 | Michael Brantley | 2012 | 22 | Al Rosen | 1953 | 20 |
| Charlie Jamieson | 1923 | 23 | Nap Lajoie | 1904 | 21 | Vic Power | 1960 | 20 |
| Tris Speaker | 1923 | 23 | Odell Hale | 1936 | 21 | Manny Ramirez | 2000 | 20 |
| Dale Mitchell | 1951 | 23 | Dale Mitchell | 1948 | 21 | | | |

INDIANS WITH 100+ RBI IN A SEASON

| Player | Year | RBI | Player | Year | RBI | Player | Year | RBI |
|----------------|------|-----|-----------------|------|-----|----------------|------|-----|
| Manny Ramirez | 1999 | 165 | Travis Hafner | 2006 | 117 | Vic Wertz | 1956 | 106 |
| Hal Trosky | 1936 | 162 | Al Rosen | 1950 | 116 | Joe Carter | 1987 | 106 |
| Albert Belle | 1996 | 148 | Andre Thornton | 1982 | 116 | Travis Fryman | 2000 | 106 |
| Manny Ramirez | 1998 | 145 | Jim Thome | 1996 | 116 | Jim Thome | 2000 | 106 |
| Al Rosen | 1953 | 145 | Richie Sexson | 1999 | 116 | Al Rosen | 1952 | 105 |
| Earl Averill | 1931 | 143 | George Burns | 1926 | 114 | Vic Wertz | 1957 | 105 |
| Hal Trosky | 1934 | 142 | Carlos Baerga | 1993 | 114 | Andre Thornton | 1978 | 105 |
| Juan Gonzalez | 2001 | 140 | Victor Martinez | 2007 | 114 | Joe Carter | 1989 | 105 |
| Eddie Morgan | 1930 | 136 | Earl Averill | 1934 | 113 | Carlos Baerga | 1992 | 105 |
| Tris Speaker | 1923 | 130 | Hal Trosky | 1935 | 113 | Matt Williams | 1997 | 105 |
| Albert Belle | 1993 | 129 | Ken Keltner | 1938 | 113 | Hal Trosky | 1939 | 104 |
| Hal Trosky | 1937 | 128 | Rocky Colavito | 1958 | 113 | Larry Doby | 1952 | 104 |
| Earl Averill | 1936 | 126 | Jeff Heath | 1938 | 112 | Elmer Smith | 1920 | 103 |
| Albert Belle | 1995 | 126 | Albert Belle | 1992 | 112 | Lew Fonseca | 1929 | 103 |
| Larry Doby | 1954 | 126 | Manny Ramirez | 1996 | 112 | Luke Easter | 1951 | 103 |
| Earl Averill | 1932 | 124 | Rocky Colavito | 1959 | 111 | Nap Lajoie | 1904 | 102 |
| Joe Gordon | 1948 | 124 | Joe Vosmik | 1935 | 110 | Larry Doby | 1950 | 102 |
| Jim Thome | 2001 | 124 | Hal Trosky | 1938 | 110 | Al Rosen | 1951 | 102 |
| Jeff Heath | 1941 | 123 | Joe Sewell | 1923 | 109 | Jim Thome | 1997 | 102 |
| Manny Ramirez | 2000 | 122 | Julius Solters | 1937 | 109 | Larry Doby | 1953 | 102 |
| Johnny Hodapp | 1930 | 121 | Travis Hafner | 2004 | 109 | Al Rosen | 1954 | 102 |
| Joe Carter | 1986 | 121 | Rocky Colavito | 1965 | 108 | Odell Hale | 1934 | 101 |
| Larry Gardner | 1921 | 120 | Jim Thome | 1999 | 108 | Odell Hale | 1935 | 101 |
| Roberto Alomar | 1999 | 120 | Victor Martinez | 2004 | 108 | Lou Boudreau | 1940 | 101 |
| Earl Averill | 1930 | 119 | Travis Hafner | 2005 | 108 | Albert Belle | 1994 | 101 |
| Ken Keltner | 1948 | 119 | Tris Speaker | 1920 | 107 | David Justice | 1997 | 101 |
| Larry Gardner | 1920 | 118 | Luke Easter | 1950 | 107 | Leon Wagner | 1964 | 100 |
| Jim Thome | 2002 | 118 | Manny Ramirez | 1995 | 107 | Roberto Alomar | 2001 | 100 |
| Joe Vosmik | 1931 | 117 | Joe Sewell | 1924 | 106 | Travis Hafner | 2007 | 100 |
| | | | Lou Boudreau | 1948 | 106 | | | |

INDIANS WITH 200+ HITS IN A SEASON

| Player | Year | Hits | Player | Year | Hits | Player | Year | Hits |
|------------------|------|------|------------------|------|------|---------------|------|------|
| Joe Jackson | 1911 | 233 | Hal Trosky | 1936 | 216 | Hal Trosky | 1936 | 206 |
| Earl Averill | 1936 | 232 | Nap Lajoie | 1906 | 214 | Carlos Baerga | 1992 | 205 |
| Nap Lajoie | 1910 | 227 | Tris Speaker | 1920 | 214 | Joe Sewell | 1925 | 204 |
| Joe Jackson | 1912 | 226 | Charlie Jamieson | 1924 | 213 | Ed Morgan | 1930 | 204 |
| John Hodapp | 1930 | 225 | Tris Speaker | 1916 | 211 | Dale Mitchell | 1948 | 204 |
| Charlie Jamieson | 1923 | 222 | Kenny Lofton | 1996 | 210 | Dale Mitchell | 1949 | 203 |
| Tris Speaker | 1923 | 218 | Lew Fonseca | 1929 | 209 | Al Rosen | 1953 | 201 |
| George Burns | 1926 | 216 | Earl Averill | 1931 | 209 | Joe Carter | 1986 | 200 |
| Joe Vosmik | 1935 | 216 | Nap Lajoie | 1904 | 208 | Carlos Baerga | 1993 | 200 |

3000 HITS IN TRIBE UNIFORM

Of the 25 players in major league baseball history with 3,000 or more hits, three of them reached the hallowed mark in a Cleveland uniform: Nap Lajoie, Tris Speaker, Eddie Murray. Murray joined the 3,000 hit Club on June 30, 1995 against the Twins at the Metrodome in Minnesota. Speaker reached 3,000 hits on May 17, 1925 against the Washington Senators at League Park. Lajoie's 3,000th hit is less clear. Initially, his 3,000th hit was reported on September 27, 1914. Subsequent research found that Lajoie had nine hits in 1901 not previously recorded. Consequently, his 3,000th hit actually came on September 17, 1914 against Boston at League Park.

(Sources: **The Cleveland Indians Encyclopedia and Legends of the Tribe**)

YEAR-BY-YEAR PITCHING AND DEFENSE STATS

| YEAR | ERA | RUNS | CG | SHO | SV | BB | SO | E | DP | FLD% |
|------|--------|------|------|-----|-----|------|------|------|-------|-------|
| 1901 | 4.12 | @831 | 122 | 7 | @4 | 464 | 334 | 329 | 99 | .942 |
| 1902 | 3.28 | 667 | 116 | @16 | 3 | 411 | 361 | 287 | 96 | .950 |
| 1903 | 2.73 | 579 | @125 | @20 | 1 | *271 | 521 | 322 | @99 | .946 |
| 1904 | 2.22 | 482 | *141 | 20 | 0 | 285 | 627 | 255 | 86 | .959 |
| 1905 | 2.85 | 587 | @140 | 16 | 0 | 334 | 555 | 233 | 84 | .963 |
| 1906 | @2.09 | 482 | @133 | *27 | 4 | 365 | 530 | @217 | @111 | @.967 |
| 1907 | 2.26 | 525 | 127 | 20 | 5 | 362 | 513 | 264 | @137 | .960 |
| 1908 | @*2.02 | 457 | 108 | 18 | 5 | 328 | 548 | 257 | 95 | .962 |
| 1909 | 2.40 | 532 | 110 | 15 | 3 | 348 | 568 | 278 | @110 | .957 |
| 1910 | 2.88 | 657 | 92 | 13 | 5 | 488 | 617 | 248 | 112 | .964 |
| 1911 | 3.36 | 712 | 93 | 6 | 6 | 552 | 675 | 302 | @108 | .954 |
| 1912 | 3.30 | 681 | 94 | 7 | 7 | 523 | 622 | 287 | 124 | .954 |
| 1913 | 2.54 | 536 | 93 | 18 | 5 | 502 | 689 | 242 | 124 | .962 |
| 1914 | 3.21 | @709 | 69 | 9 | 3 | 666 | 688 | 300 | @119 | .953 |
| 1915 | 3.13 | 670 | 62 | 11 | 10 | 518 | 610 | 280 | 82 | .957 |
| 1916 | 2.90 | 602 | 65 | 9 | 16 | 467 | 537 | 232 | 130 | .965 |
| 1917 | 2.52 | 543 | 73 | 20 | @22 | 438 | 451 | 242 | 136 | .964 |
| 1918 | 2.64 | *447 | 78 | 5 | @13 | 343 | 364 | 207 | 82 | .962 |
| 1919 | 2.94 | 537 | 80 | 10 | @10 | 362 | 432 | 201 | 102 | .965 |
| 1920 | 3.41 | 642 | 94 | 11 | 7 | @401 | 466 | 184 | 124 | .971 |
| 1921 | 3.90 | 712 | 81 | @11 | 14 | @431 | 475 | 204 | 124 | .967 |
| 1922 | 4.59 | 817 | 76 | @14 | 7 | 464 | 489 | 202 | 147 | .968 |
| 1923 | 3.91 | 746 | 77 | @10 | 11 | 465 | 407 | 226 | 143 | .964 |
| 1924 | 4.40 | 814 | @87 | 7 | 7 | 503 | 315 | 205 | 130 | .967 |
| 1925 | 4.49 | 817 | @93 | 6 | 9 | 493 | 345 | 210 | 146 | .967 |
| 1926 | 3.40 | 612 | @96 | @11 | 4 | @450 | 381 | 173 | 153 | .972 |
| 1927 | 4.27 | 766 | 72 | 5 | 8 | 508 | 366 | 201 | 146 | .968 |
| 1928 | 4.47 | @830 | 71 | 4 | 15 | 511 | 416 | 221 | @187 | .965 |
| 1929 | 4.05 | 736 | 80 | 8 | 10 | 488 | 389 | 198 | @162 | .968 |
| 1930 | 4.88 | @915 | 68 | 5 | 14 | 528 | 442 | 237 | 156 | .962 |
| 1931 | 4.63 | 833 | 76 | 6 | 9 | 561 | 470 | 232 | 143 | .963 |
| 1932 | 4.12 | 747 | 94 | 6 | 8 | @446 | 439 | 191 | 129 | .969 |
| 1933 | @3.71 | 669 | @74 | @12 | 7 | 465 | 437 | 156 | 127 | .974 |
| 1934 | 4.28 | 763 | 72 | 8 | 19 | 582 | 554 | 172 | 164 | .972 |
| 1935 | 4.15 | 739 | 67 | 12 | @21 | @457 | 498 | 177 | 147 | .972 |
| 1936 | 4.83 | 862 | 74 | 6 | 12 | 607 | 619 | 178 | 154 | .971 |
| 1937 | 4.39 | 768 | 64 | 4 | 15 | 566 | 630 | 159 | 153 | .974 |
| 1938 | 4.60 | 782 | 68 | 5 | @17 | 681 | @717 | 151 | 145 | .974 |
| 1939 | 4.08 | 700 | 69 | 10 | 13 | 602 | 614 | 180 | 148 | .970 |
| 1940 | @3.63 | 637 | 72 | @13 | 22 | 512 | 686 | @149 | 164 | @.975 |
| 1941 | 3.90 | 668 | 68 | 10 | 19 | 660 | 617 | @142 | 158 | @.976 |
| 1942 | 3.59 | 659 | 61 | 12 | 11 | 560 | 448 | 163 | 175 | .974 |
| 1943 | 3.15 | 577 | 64 | 14 | 20 | 606 | 585 | 157 | @183 | .975 |
| 1944 | 3.65 | @677 | 48 | 7 | @18 | 621 | 524 | 165 | @192 | @.974 |
| 1945 | 3.31 | 548 | 76 | 14 | 12 | 501 | 497 | @126 | 149 | @.977 |
| 1946 | 3.62 | 638 | 63 | 16 | 13 | 649 | 789 | 147 | 147 | .975 |
| 1947 | 3.44 | 588 | 55 | 13 | @29 | 628 | 590 | @104 | 178 | @.983 |
| 1948 | @3.22 | 568 | 66 | @26 | @30 | 625 | 593 | 114 | 183 | @.982 |
| 1949 | @3.36 | 574 | 65 | 10 | 19 | @611 | 594 | @103 | 192 | @.983 |
| 1950 | @3.75 | 654 | 69 | 11 | 16 | 647 | 674 | 129 | 160 | .978 |
| 1951 | @3.38 | 594 | @76 | 10 | 19 | 577 | 642 | @134 | 151 | .978 |
| 1952 | 3.32 | 606 | @80 | 19 | 18 | 556 | 671 | 155 | 141 | .975 |
| 1953 | 3.64 | 627 | @81 | 11 | 15 | 519 | 586 | 127 | @*197 | .979 |
| 1954 | @2.78 | 504 | @77 | 12 | 36 | 486 | 678 | 128 | 148 | .979 |
| 1955 | 3.39 | 601 | 45 | 15 | @36 | 558 | @877 | @108 | 152 | @.981 |

*Team Record, # American League Record, @ Led League

| YEAR | ERA | RUNS | CG | SHO | SV | BB | SO | E | DP | FLD% |
|------|-------|------|-----|-----|-----|------|-------|-------|------|---------|
| 1956 | @3.32 | 581 | @67 | @17 | 24 | 564 | @845 | 129 | 130 | .978 |
| 1957 | 4.06 | 722 | 46 | 7 | 23 | 618 | 807 | 153 | 154 | .974 |
| 1958 | 3.73 | 635 | 51 | 2 | 20 | 604 | 766 | 152 | 171 | .974 |
| 1959 | 3.75 | 646 | @58 | 7 | 23 | 635 | 799 | 127 | 138 | .978 |
| 1960 | 3.95 | 693 | 32 | 10 | 30 | 636 | 771 | 128 | 165 | .978 |
| 1961 | 4.15 | 752 | 35 | 12 | 23 | 599 | 801 | 139 | 142 | .977 |
| 1962 | 4.14 | 745 | 45 | 12 | 31 | 594 | 780 | 139 | 168 | .978 |
| 1963 | 3.79 | 702 | 40 | 14 | 25 | 478 | @1018 | 143 | 129 | .977 |
| 1964 | 3.75 | 693 | 37 | 16 | 37 | 565 | @1162 | 118 | 149 | .981 |
| 1965 | 3.30 | 613 | 41 | 13 | 41 | 500 | @1156 | @114 | 127 | @.981 |
| 1966 | 3.23 | 586 | 49 | 15 | 28 | 489 | @1111 | 138 | 132 | .978 |
| 1967 | 3.25 | 613 | 49 | 14 | 27 | 559 | @1189 | 116 | 138 | .981 |
| 1968 | @2.66 | 504 | 48 | @23 | 32 | 540 | @1157 | 127 | 130 | .979 |
| 1969 | 3.94 | 717 | 35 | 7 | 22 | 681 | 1000 | 145 | 153 | .976 |
| 1970 | 3.91 | 675 | 34 | 8 | 35 | 689 | @1076 | 133 | 168 | .979 |
| 1971 | 4.28 | @747 | 21 | 7 | 32 | 770 | 937 | 116 | 159 | .981 |
| 1972 | 2.92 | 519 | 47 | 13 | 24 | 534 | 846 | 116 | 157 | .981 |
| 1973 | 4.58 | 826 | 55 | 9 | 21 | 602 | 883 | 139 | 174 | .978 |
| 1974 | 3.80 | 694 | 45 | 9 | 27 | 479 | 650 | 146 | 157 | .977 |
| 1975 | 3.84 | 703 | 37 | 6 | 32 | 599 | 800 | 134 | 156 | .978 |
| 1976 | 3.47 | 615 | 30 | @17 | @46 | 533 | 928 | 121 | 159 | .980 |
| 1977 | 4.10 | 739 | 45 | 8 | 30 | 550 | 876 | 130 | 145 | .979 |
| 1978 | 3.97 | 694 | 36 | 6 | 28 | 568 | 739 | 123 | 142 | .980 |
| 1979 | 4.57 | 805 | 28 | 7 | 32 | 570 | 781 | 134 | 149 | .978 |
| 1980 | 4.68 | @807 | 35 | 8 | 32 | 552 | 843 | 105 | 143 | .983 |
| 1981 | 3.88 | 442 | 33 | 10 | 13 | 311 | 569 | 87 | 91 | .978 |
| 1982 | 4.11 | 748 | 31 | 9 | 30 | 589 | 882 | 123 | 129 | .980 |
| 1983 | 4.43 | 785 | 34 | 8 | 25 | 529 | 794 | 122 | 174 | .980 |
| 1984 | 4.26 | 766 | 21 | 7 | 35 | 545 | 803 | 146 | 163 | .977 |
| 1985 | 4.91 | @861 | 24 | 7 | 28 | 547 | 702 | 141 | 161 | .977 |
| 1986 | 4.58 | @841 | 31 | 7 | 34 | 605 | 744 | 157 | 148 | .975 |
| 1987 | 5.28 | @957 | 24 | 8 | 25 | 606 | 849 | 153 | 128 | .975 |
| 1988 | 4.16 | 731 | 35 | 10 | 46 | 442 | 812 | 124 | 131 | .980 |
| 1989 | 3.65 | 654 | 23 | 13 | 38 | @452 | 844 | 118 | 126 | .981 |
| 1990 | 4.26 | 737 | 12 | 10 | 47 | 518 | 860 | 117 | 146 | .981 |
| 1991 | 4.23 | 759 | 22 | 8 | 33 | @441 | 862 | 149 | 150 | .976 |
| 1992 | 4.11 | 746 | 13 | 7 | 46 | 566 | 890 | 141 | @176 | .978 |
| 1993 | 4.58 | 813 | 7 | 8 | 45 | 591 | 888 | 148 | @174 | .976 |
| 1994 | 4.36 | 562 | @17 | 5 | 21 | 404 | 666 | 90 | 119 | .980 |
| 1995 | @3.83 | 607 | 10 | @10 | @50 | @445 | 926 | 101 | 142 | .982 |
| 1996 | @4.34 | 769 | 13 | @9 | 46 | 484 | 1033 | 124 | 156 | .980 |
| 1997 | 4.73 | 815 | 4 | 3 | 39 | 575 | 1036 | 106 | 159 | .983 |
| 1998 | 4.44 | 779 | 9 | 4 | 47 | 563 | 1037 | 110 | 146 | .982 |
| 1999 | 4.90 | 860 | 3 | 6 | 46 | 634 | @1120 | 106 | 154 | .983 |
| 2000 | 4.84 | 816 | 6 | 5 | 34 | 666 | @1213 | *#@72 | 147 | *#@.988 |
| 2001 | 4.64 | 821 | 3 | 4 | 42 | 573 | *1218 | 107 | 137 | .982 |
| 2002 | 4.91 | 837 | 9 | 4 | 34 | 603 | 1058 | 113 | 161 | .981 |
| 2003 | 4.21 | 778 | 5 | 7 | 34 | 501 | 943 | 126 | 178 | .980 |
| 2004 | 4.81 | 857 | 8 | 8 | 32 | 579 | 1115 | 106 | 152 | .983 |
| 2005 | @3.61 | 642 | 6 | 10 | *51 | 413 | 1050 | 106 | 156 | .983 |
| 2006 | 4.41 | 782 | @13 | 13 | 24 | 429 | 948 | 118 | 165 | .981 |
| 2007 | 4.05 | 704 | 9 | 9 | @49 | @410 | 1047 | 92 | 167 | .985 |
| 2008 | 4.45 | 761 | 10 | 13 | 31 | 444 | 986 | 94 | 182 | .985 |
| 2009 | 5.06 | 865 | 5 | 6 | 25 | 598 | 986 | 97 | 170 | .984 |
| 2010 | 4.30 | 752 | 10 | 4 | 34 | 572 | 967 | 110 | 179 | .982 |
| 2011 | 4.23 | 760 | 2 | 4 | 38 | 463 | 1024 | 110 | 130 | .982 |
| 2012 | 4.78 | @845 | 2 | 6 | 43 | 543 | 1086 | 96 | 157 | .984 |

* Team Record, # American League Record, @ Led League

INDIANS ALL-TIME CAREER TOP TEN IN PITCHING

| ERA* | SAVES | SHUTOUTS | INNINGS |
|-----------------------|---------------------------------|-------------------|-----------------------|
| Joss 1.89 | Wickman 139 | Joss 45 | Feller 3827.0 |
| Rhoads 2.39 | D. Jones 129 | Feller 44 | Harder 3426.1 |
| Bernhard 2.45 | Mesa 104 | Coveleski..... 31 | Lemon 2850.0 |
| Moore 2.58 | C. Perez 99 | Lemon 31 | Hudlin 2557.2 |
| G. Perry 2.71 | Jackson 94 | Garcia..... 27 | Coveleski..... 2502.1 |
| Coveleski..... 2.80 | Narleski 53 | Harder 25 | Joss 2327.0 |
| Tiant 2.84 | Borowski 51 | Wynn 24 | Wynn 2286.2 |
| W. Mitchell..... 2.89 | Olin 48 | McDowell..... 22 | Uhle 2200.1 |
| McDowell..... 2.99 | Kern 46 | Tiant 21 | Garcia..... 2138.0 |
| Bagby 3.02 | Monge 46 | Morton 19 | McDowell..... 2109.2 |
| | | Rhoads..... 19 | |

| GAMES | LOSSES | BASE ON BALLS | WINNING PCT.* |
|---------------------|--------------------|--------------------|---------------------|
| Harder 582 | Harder 186 | Feller 1764 | Lee634 |
| Feller 570 | Feller 162 | Lemon 1251 | Colon..... .625 |
| Hudlin 475 | Hudlin 151 | Harder 1118 | Joss623 |
| Lemon 460 | Lemon 128 | McDowell..... 1072 | Ferrell622 |
| G. Bell..... 419 | Coveleski..... 123 | Wynn 877 | Feller621 |
| Garcia..... 397 | Uhle 119 | Hudlin 832 | Lemon618 |
| Plunk 373 | McDowell..... 109 | Uhle 709 | Wynn617 |
| Betancourt..... 371 | Nagy 103 | Garcia..... 696 | Sabathia599 |
| Shuey 361 | Wynn 102 | G. Bell..... 670 | Garcia..... .597 |
| Coveleski 360 | Joss 97 | Coveleski..... 616 | Bagby589 |

| WINS | STRIKEOUTS | COMPLETE GAMES | GAMES STARTED |
|--------------------|---------------------|---------------------|---------------------|
| Feller 266 | Feller 2581 | Feller 279 | Feller 484 |
| Harder 223 | McDowell..... 2159 | Joss 234 | Harder 433 |
| Lemon 207 | Lemon 1277 | Coveleski 194 | Lemon 350 |
| Coveleski..... 172 | Wynn 1277 | Lemon 188 | Hudlin 320 |
| Wynn 164 | Sabathia 1265 | Harder 181 | Coveleski 305 |
| Joss 160 | Nagy 1235 | Uhle 166 | Nagy 297 |
| Hudlin 157 | Harder 1161 | Hudlin 154 | Wynn 296 |
| Uhle 147 | G. Bell..... 1104 | Wynn 144 | McDowell 295 |
| Garcia..... 142 | Garcia..... 1095 | Moore 137 | Garcia 281 |
| Nagy 129 | Tiant 1041 | Bagby 131 | Uhle 267 |
| | | | Joss 260 |

*Based on 1,000 or more innings

INDIANS ALL-TIME SINGLE SEASON TOP TEN IN PITCHING

| ERA | GAMES | SAVES | STRIKEOUTS |
|-------------------------|------------------------|-------------------------------|-------------------------|
| Joss (1908).....1.16 | Howry (2005)79 | Mesa (1995).....46 | Feller (1946).....348 |
| Joss (1904).....1.59 | Monge (1979)76 | Borowski (2007).....45 | McDowell (1965).....325 |
| Tiant (1968).....1.60 | Assenmacher (1997)..75 | Wickman (2005).....45 | McDowell (1970).....304 |
| Joss (1909).....1.71 | Baez (2003).....73 | Jones (1990).....43 | McDowell (1968).....283 |
| Joss (1906).....1.72 | Perez (2008)73 | Jackson (1998).....40 | McDowell (1969).....279 |
| Cech (1908).....1.74 | Olin (1992).....72 | Mesa (1996).....39 | Tiant (1968).....264 |
| Moore (1903).....1.74 | Jackson (1999).....72 | Jackson (1999).....39 | Score (1956).....263 |
| Rhoads (1908).....1.77 | Shuey (1992).....72 | C. Perez (2012).....39 | Feller (1940).....261 |
| Rhoads (1906)1.80 | Karsay (2000)72 | Jones (1988)37 | Feller (1941).....260 |
| Gregg (1911).....1.80 | Riske (2004).....72 | C. Perez (2011).....36 | Feller (1939).....246 |
| | Smith (2012).....72 | | |

| INNINGS | SHUTOUTS | COMPLETE GAMES | STARTS |
|--------------------------|------------------------|------------------------|-------------------------|
| Feller (1946).....371.1 | Feller (1946).....10 | Feller (1946).....36 | Uhle (1923).....44 |
| Uhle (1923).....357.2 | Lemon (1948).....10 | Bernhard (1904).....35 | Feller (1946).....42 |
| Perry (1973)344.0 | Joss (1906).....9 | Joss (1907).....34 | Perry (1973)41 |
| Feller (1941)343.0 | Joss (1908).....9 | Hess (1906).....33 | Coveleski (1921).....40 |
| Perry (1972).....342.2 | Coveleski (1917).....9 | Uhle (1926).....32 | Uhle (1922).....40 |
| Bagby (1920).....339.2 | Tiant (1968).....9 | Joss (1903).....31 | Feller (1941).....40 |
| Joss (1907).....338.2 | Bagby (1917).....8 | Joss (1905).....31 | Perry (1972).....40 |
| Hess (1906).....333.2 | Rhoads (1906).....7 | Rhoads (1906).....31 | Tidrow (1973).....40 |
| Joss (1908).....325.0 | Hess (1906).....7 | Feller (1940).....31 | McDowell (1970).....39 |
| Perry (1974).....322.1 | Perry (1973)7 | Several tied at 30 | Many tied at 38 |

| WINS | LOSSES | WINNING PCT. | BASE ON BALLS |
|--------------------------|-------------------------|--------------------------------|-------------------------|
| Bagby (1920).....31 | Dowling (1901)22 | Allen (1937)938 (15-1) | Feller (1938).....208 |
| Joss (1907).....27 | Tiant (1969).....20 | Lee (2008)..... .880 (22-3) | Feller (1941)194 |
| Uhle (1926).....27 | Kahler (1912).....19 | Feller (1954)..... .813 (13-3) | Score (1955).....154 |
| Feller (1940).....27 | Milnar (1941).....19 | Lee (2005)......783 (18-5) | Feller (1946).....153 |
| Uhle (1923).....26 | Perry (1973)19 | Colon (1999)783 (18-5) | McDowell (1971).....153 |
| Feller (1946).....26 | Garland (1977).....19 | Klepfer (1917)... .778 (14-4) | Lemon (1950).....146 |
| Ferrell (1930).....25 | Wise (1978)19 | Bernhard(1902).. .773 (17-5) | Feller (1939).....142 |
| Feller (1941).....25 | Candiotti (1987).....18 | Nagy (1996)..... .773 (17-5) | Krapp (1911).....138 |
| Joss (1908).....24 | Moore (1902).....18 | Sabathia (2001) .773 (17-5) | Lemon (1949).....137 |
| Coveleski (1919,1920) 24 | Many tied with 17 | Gregg (1911)767 (23-7) | Wynn (1952).....132 |
| Feller (1939).....24 | | Lemon (1954) . .767(23-7) | McDowell (1965).....132 |
| Perry (1972).....24 | | | |

THE WINNINGEST DECADE

Cleveland won 904 games during the 1950s (1950-1959), the winningest decade in club history. Cleveland's 823 wins in the 1990s (1990-1999) were one win short of matching the 1930s (1930-1939) as the second winningest decade in franchise history.

TEAM PITCHING LEADERS 1901-2012

| INNINGS PITCHED | | SAVES# | INNINGS PITCHED |
|-----------------|---------------------|--------|-----------------------|
| 1901 | Dowling256 | 1961 | Grant245 |
| 1902 | Moore293 | 1962 | Donovan251 |
| 1903 | Joss284 | 1963 | Grant229 |
| 1904 | Bernhard321 | 1964 | Kralick191 |
| 1905 | Joss286 | 1965 | McDowell273 |
| 1906 | Hess334 | 1966 | Bell254 |
| 1907 | Joss339 | 1967 | McDowell236 |
| 1908 | Joss325 | 1968 | McDowell269 |
| 1909 | Young295 | 1969 | McDowell285 |
| 1910 | Falkenberg257 | 1970 | McDowell305 (g) |
| 1911 | Gregg245 | 1971 | McDowell215 |
| 1912 | Gregg271 | 1972 | G. Perry343 |
| 1913 | Gregg286 | 1973 | G. Perry344 |
| 1914 | Mitchell257 | 1974 | G. Perry322 |
| 1915 | Morton240 | 1975 | Eckersley187 |
| 1916 | Bagby273 | 1976 | Dobson217 |
| 1917 | Bagby321 | 1977 | Garland283 |
| 1918 | Coveleski311 | 1978 | Waits230 |
| 1919 | Coveleski286 | 1979 | Wise232 |
| 1920 | Bagby340 * | 1980 | Barker246 |
| 1921 | Coveleski315 | 1981 | Byllevan159 |
| 1922 | Uhle287 | 1982 | Barker244.2 |
| 1923 | Uhle358 * | 1983 | Sutcliffe243.1 |
| 1924 | Shaute283 | 1984 | Byllevan245.0 |
| 1925 | Smith237 | 1985 | Heaton207.2 |
| 1926 | Uhle318 * | 1986 | Candiotti252.1 |
| 1927 | Hudlin265 | 1987 | Candiotti201.2 |
| 1928 | Shaute254 | 1988 | Swindell242.0 |
| 1929 | Hudlin280 | 1989 | Black222.1 |
| 1930 | Ferrell297 | 1990 | Swindell214.2 |
| 1931 | Ferrell276 | 1991 | Swindell238.0 |
| 1932 | Ferrell288 | 1992 | Olin252.0 |
| 1933 | Harder253 | 1993 | Nagy208.2 |
| 1934 | Harder255 | 1994 | Mesa176.2 |
| 1935 | Harder287 | | |
| 1936 | Allen243 | 1995 | Mesa187.0 |
| 1937 | Harder234 | 1996 | Mesa222.0 |
| 1938 | Feller278 | 1997 | Mesa227.0 |
| 1939 | Feller297 * | 1998 | Nagy210.1 |
| 1940 | Feller320 * | 1999 | Nagy220.0 |
| 1941 | Feller343 * | 2000 | Burba218.0 |
| 1942 | Bagby271 | 2001 | Finley222.1 |
| 1943 | Bagby273 * | 2002 | Colon222.1 |
| 1944 | Gromek204 | 2003 | Sabathia210.0 |
| 1945 | Gromek251 | 2004 | Sabathia197.2 |
| 1946 | Feller371 * | 2005 | Westbrook215.2 |
| 1947 | Feller299 * | 2006 | Westbrook210.2 |
| 1948 | Lemon294 * | 2007 | Westbrook211.1 |
| 1949 | Lemon280 | 2008 | Sabathia241.0 * |
| 1950 | Lemon288 * | 2009 | Lee223.1 |
| 1951 | Wynn274 * | 2010 | Lee152.0 |
| 1952 | Lemon310 * | 2011 | %Hernandez210.1 |
| 1953 | Lemon287 * | 2012 | Masterson216.0 |
| 1954 | Wynn271 * | | Masterson206.1 |
| 1955 | Wynn230 | | |
| 1956 | Wynn278 | | |
| 1957 | Wynn263 | | |
| 1958 | McLish226 | | |
| 1959 | McLish235 | | |
| 1960 | J. Perry261 | | |

* Led American League

(g) Tied with Palmer of Baltimore

SAVES was not an official record until 1969

% Pitched under name Fausto Carmona, 2006-2011

TEAM PITCHING LEADERS 1901-2012

| | WINS | ERA | | WINS | ERA |
|------|--|-----------------------|------|--|-------------------|
| 1901 | Moore.....16-14 | Moore.....2.90 | 1931 | Ferrell.....22-12 | Ferrell.....3.75 |
| 1902 | Bernhard.....17-5 Joss.....17-13 Moore.....17-17 | Bernhard.....2.20 | 1932 | Ferrell.....23-13 | Ferrell.....3.66 |
| 1903 | Moore.....19-9 | Moore.....1.74* | 1933 | Hildebrand..16-11 | Pearson.....2.33* |
| 1904 | Bernhard.....23-13 | Joss.....1.59* | 1934 | Harder.....20-12 | Harder.....2.61 |
| 1905 | Joss.....20-12 | Joss.....2.01 | 1935 | Harder.....22-11 | Harder.....3.29 |
| 1906 | Rhoads.....22-10 | Joss.....1.72 | 1936 | Allen.....20-10 | Allen.....3.44 |
| 1907 | Joss.....27-11 ^(b) | Joss.....1.83 | 1937 | Allen.....15-1 Harder.....15-12 | Allen.....2.55 |
| 1908 | Joss.....24-11 | Joss.....1.16* | 1938 | Harder.....17-10 Feller.....17-11 | Harder.....3.83 |
| 1909 | Young.....19-15 | Joss.....1.71 | 1939 | Feller.....24-9 * | Feller.....2.85 |
| 1910 | Falkenberg..14-13 | Young.....2.53 | 1940 | Feller.....27-11 * | Feller.....2.61* |
| 1911 | Gregg.....23-7 | Gregg.....1.80* | 1941 | Feller.....25-13 * | Feller.....3.15 |
| 1912 | Gregg.....20-13 | Gregg.....2.59 | 1942 | Bagby.....17-9 | Bagby.....2.96 |
| 1913 | Falkenberg.23-10 | Mitchell.....1.91 | 1943 | Smith.....17-7 Bagby.....17-14 | Smith.....2.55 |
| 1914 | Mitchell.....12-17 | Steen.....2.60 | 1944 | Harder.....12-10 | Gromek.....2.56 |
| 1915 | Morton.....16-15 | Morton.....2.14 | 1945 | Gromek.....19-9 | Gromek.....2.55 |
| 1916 | Bagby.....16-16 | Bagby.....2.61 | 1946 | Feller.....26-15 ^(c) | Feller.....2.18 |
| 1917 | Bagby.....23-13 | Coveleski.....1.81 | 1947 | Feller.....20-11 * | Feller.....2.68 |
| 1918 | Coveleski...22-13 | Coveleski.....1.82 | 1948 | Bearden.....20-7 Lemon.....20-14 | Bearden.....2.43* |
| 1919 | Coveleski...24-12 | Coveleski.....2.61 | 1949 | Lemon.....22-10 | Garcia.....2.36 |
| 1920 | Bagby.....31-12 * | Coveleski.....2.49 | 1950 | Lemon.....23-11 * | Wynn.....3.20* |
| 1921 | Coveleski...23-13 | Coveleski.....3.37 | 1951 | Feller.....22-8 * | Wynn.....3.02 |
| 1922 | Uhle.....22-16 | Coveleski.....3.32 | 1952 | Wynn.....23-12 | Garcia.....2.37 |
| 1923 | Uhle.....26-16 * | Coveleski.....2.76* | 1953 | Lemon.....21-15 | Garcia.....3.25 |
| 1924 | Shaute.....20-17 | Smith.....3.02 | 1954 | Lemon.....23-7 * Wynn.....23-11 | Garcia.....2.64* |
| 1925 | Buckeye.....13-8 Uhle.....13-11 | Miller.....3.31 | 1955 | Lemon.....18-10 ^(d) | Wynn.....2.82 |
| 1926 | Uhle.....27-11 * | Uhle.....2.83 | 1956 | Score.....20-9 Wynn.....20-9 Lemon.....20-14 | Score.....2.53 |
| 1927 | Hudlin.....18-12 | Miller.....3.21 | 1957 | Wynn.....14-17 | Narleski.....3.09 |
| 1928 | Hudlin.....14-14 | Shaute, Hudlin...4.04 | 1958 | McLish.....16-8 | McLish.....2.99 |
| 1929 | Ferrell.....21-10 | Hudlin.....3.34 | 1959 | McLish.....19-8 | J. Perry.....2.65 |
| 1930 | Ferrell.....25-13 | Ferrell.....3.31 | 1960 | J. Perry.....18-10 ^(e) | J. Perry.....3.62 |

TEAM PITCHING LEADERS, 1901-2012 (continued)

| | WINS | ERA |
|------|---|----------------------|
| 1961 | Grant 15-9 | Grant3.86 |
| 1962 | Donovan..... 20-10 | Donovan3.59 |
| 1963 | Kralick 13-9 Grant13-14 | Kralick2.92 |
| 1964 | Kralick12-7 | McDowell2.70 |
| 1965 | McDowell 17-11 | McDowell2.18* |
| 1966 | Siebert 16-8 | Hargan2.48 |
| 1967 | Hargan 14-13 | Siebert2.38 |
| 1968 | Tiant21-9 | Tiant1.60* |
| 1969 | McDowell ...18-14 | McDowell2.94 |
| 1970 | McDowell ...20-12 | McDowell2.92 |
| 1971 | McDowell ...13-17 | McDowell3.40 |
| 1972 | G. Perry24-16*(f) | G. Perry.....1.92 |
| 1973 | G. Perry19-19 | G. Perry.....3.38 |
| 1974 | G. Perry21-13 | G. Perry.....2.51 |
| 1975 | Peterson..... 14-8 | Eckersley2.60 |
| 1976 | Dobson.....16-12 | Bibby3.20 |
| 1977 | Eckersley14-13 | Eckersley3.53 |
| 1978 | Waits13-15 | Waits3.20 |
| 1979 | Waits16-13 | Wise3.73 |
| 1980 | Barker19-12 | Barker.....4.17 |
| 1981 | Blyleven 11-7 | Blyleven2.88 |
| 1982 | Barker 15-11 | Sutcliffe2.96* |
| 1983 | Sutcliffe..... 17-11 | Sorensen.....4.24 |
| 1984 | Blyleven 19-7 | Blyleven2.87 |
| 1985 | Heaton9-17 Blyleven9-11 | Blyleven3.26 |
| 1986 | Candiotti.....16-12 | Candiotti.....3.57 |
| 1987 | Bailes 7-8 Niekro.....7-11 Candiotti.....7-18 | Candiotti.....4.78 |

| | WINS | ERA |
|------|---|----------------------|
| 1988 | Swindell.....18-14 | Swindell.....3.20 |
| 1989 | Swindell..... 13-6 Candiotti.....13-10 | Candiotti.....3.10 |
| 1990 | Candiotti.....15-11 | Black3.53 |
| 1991 | Nagy.....10-15 | Swindell.....3.48 |
| 1992 | Nagy.....17-10 | Nagy.....2.96 |
| 1993 | Mesa10-12 | Mesa4.92 |
| 1994 | Clark.....11-3 Martinez.....11-6 | Nagy.....3.45 |
| 1995 | Hershiser 16-6 Nagy.....16-6 | Martinez3.08 |
| 1996 | Nagy.....17-5 | Nagy.....3.41 |
| 1997 | Nagy.....15-11 | Nagy.....4.28 |
| 1998 | Burba,Nagy.15-10 | Colon.....3.71 |
| 1999 | Colon..... 18-5 | Colon.....3.95 |
| 2000 | Burba 16-6 Finley.....16-11 | Colon 3.88 |
| 2001 | Sabathia17-5 | Colon.....4.09 |
| 2002 | Sabathia.....13-11 | Sabathia.....4.37 |
| 2003 | Sabathia 13-9 | Sabathia.....3.60 |
| 2004 | Westbrook.... 14-9 Lee14-8 | Westbrook.....3.38 |
| 2005 | Lee 18-5 | Millwood.....2.86* |
| 2006 | Westbrook15-10 | Sabathia3.22 |
| 2007 | Sabathia 19-7 %Hernandez 19-8 | %Hernandez3.06 |
| 2008 | Lee22-3 * | Lee2.54 * |
| 2009 | Huff11-8 | Lee3.14 # |
| 2010 | %Hernandez..13-14 | %Hernandez.....3.77 |
| 2011 | Masterson ...12-10 Tomlin.....12-7 | Masterson3.21 |
| 2012 | Masterson ..11-15 | Masterson4.93 |

* Led American League, (b) Tied with White of Chicago, (c) Tied with Newhouser of Detroit, (d) Tied with Ford of New York and Sullivan of Boston, (e) Tied with Estrada of Baltimore, (f) Tied with Wood of Chicago.

only 152.0 IP

%Pitched under name Fausto Carmona, 2006-2011

| STRIKEOUTS | | COMPLETE GAMES | | STRIKEOUTS | | COMPLETE GAMES | |
|------------|---------------------------------------|------------------------------------|--|------------|----------------------|----------------------|--|
| 1901 | Moore..... 99 Dowling..... 99 | Moore28 Dowling.....28 | | 1935 | Harder..... 95 | Harder..... 17 | |
| 1902 | Joss..... 106 | Moore29 | | 1936 | Allen 165 | Allen..... 19 | |
| 1903 | Moore.....148 | Joss31 | | 1937 | Feller..... 150 | Allen..... 14 | |
| 1904 | Moore.....139 | Bernhard.....35 | | 1938 | Feller..... 240 * | Feller.....20 | |
| 1905 | Joss.....132 | Joss 31 | | 1939 | Feller..... 246 * | Feller.....24*(d) | |
| 1906 | Hess167 | Hess 33 | | 1940 | Feller..... 261 * | Feller..... 31 * | |
| 1907 | Joss.....127 | Joss 34 | | 1941 | Feller..... 260 * | Feller.....28 | |
| 1908 | Joss..... 130 | Joss 29 | | 1942 | Harder74 | Bagby 16 | |
| 1909 | Berger 162 | Young30 | | 1943 | Reynolds.....151 * | Bagby 16 | |
| 1910 | Falkenberg107 | Falkenberg 18 | | 1944 | Gromek115 | Harder, Gromek..12 | |
| 1911 | Krapp132 | Gregg.....22 | | 1945 | Reynolds.....112 | Gromek.....21 | |
| 1912 | Gregg..... 184 | Gregg.....26 | | 1946 | Feller..... 348 * | Feller..... 36 * | |
| 1913 | Falkenberg 166 Gregg..... 166 | Falkenberg23 Gregg.....23 | | 1947 | Feller..... 196 * | Feller.....20 | |
| 1914 | Mitchell.....179 | Mitchell 16 | | 1948 | Feller..... 164 * | Lemon.....20 * | |
| 1915 | Mitchell.....149 | Morton 15 | | 1949 | Lemon.....138 | Lemon.....22 | |
| 1916 | Bagby, Morton .. 88 | Bagby14 | | 1950 | Lemon.....170 * | Lemon.....22*(e) | |
| 1917 | Coveleski133 | Bagby26 | | 1951 | Wynn.....133 | Wynn 21 | |
| 1918 | Morton.....123 | Coveleski.....25 | | 1952 | Wynn..... 153 | Lemon.....28 * | |
| 1919 | Coveleski 118 | Coveleski.....24 | | 1953 | Wynn138 | Lemon.....23 | |
| 1920 | Coveleski133 * | Bagby30 * | | 1954 | Wynn..... 155 | Lemon.....21*(f) | |
| 1921 | Coveleski 99 | Coveleski.....28 | | 1955 | Score..... 245 * | Wynn 16 | |
| 1922 | Morton..... 102 | Uhle23 | | 1956 | Score..... 263 * | Lemon.....21*(g) | |
| 1923 | Uhle..... 109 | Uhle29 * | | 1957 | Wynn..... 184 * | Wynn 13 | |
| 1924 | Shaute..... 68 | Shaute21 | | 1958 | Grant..... 111 | McLish 13 | |
| 1925 | Uhle..... 68 | Smith22*(b) | | 1959 | Score.....147 | McLish 13 | |
| 1926 | Uhle.....159 | Uhle 32 * | | 1960 | Perry120 | Perry..... 10 | |
| 1927 | Uhle..... 69 | Hudlin 18 | | 1961 | Bell 163 | Grant, Bell 11 | |
| 1928 | Shaute......81 | Shuate21 | | 1962 | Latman117 | Donovan 16 | |
| 1929 | Ferrell..... 100 | Hudlin22 | | 1963 | Ramos..... 169 | Kralick, Grant .. 10 | |
| 1930 | Ferrell.....143 | Ferrell25 | | 1964 | McDowell177 | Tiant......9 | |
| 1931 | Ferrell.....123 | Ferrell27*(c) | | 1965 | McDowell 325 * | McDowell..... 14 | |
| 1932 | Ferrell..... 105 | Ferrell26 | | 1966 | McDowell 225 * | Bell..... 12 | |
| 1933 | Hildebrand 90 | Ferrell 16 | | 1967 | McDowell 236 | Hargan..... 15 | |
| 1934 | Pearson.....140 | Pearson 19 | | 1968 | McDowell 283 * | Tiant..... 19 | |
| | | | | 1969 | McDowell 279 * | McDowell..... 18 | |
| | | | | 1970 | McDowell 304 * | McDowell..... 19 | |
| | | | | 1971 | McDowell 192 | McDowell......8 | |
| | | | | 1972 | Perry 234 | Perry.....29 * | |
| | | | | 1973 | Perry 238 | Perry.....29 * | |
| | | | | 1974 | Perry216 | Perry.....28 | |
| | | | | 1975 | Eckersley152 | Perry..... 10 | |

| STRIKEOUTS | | COMPLETE GAMES | | STRIKEOUTS | | COMPLETE GAMES | |
|------------|---------------------|----------------------|--|------------|--------------------|-----------------------|--|
| 1976 | Eckersley 200 | Eckersley..... 9 | | 1995 | Nagy..... 139 | Martinez 3 | |
| 1977 | Eckersley 191 | Garland..... 21 | | 1996 | Nagy..... 167 | McDowell..... 5 | |
| 1978 | Wise..... 106 | Waits..... 15 | | | | Nagy 5 | |
| 1979 | Monge..... 108 | Wise..... 9 | | 1997 | Nagy..... 149 | Colon 1 | |
| | Wise..... 108 | | | | | Hershiser 1 | |
| 1980 | Barker 187 * | Waits..... 9 | | 1998 | Colon..... 158 | Colon 6 | |
| 1981 | Barker 127 * | Barker..... 9 | | 1999 | Burba 174 | Burba..... 1 | |
| | | Blyleven..... 9 | | | | Colon, Nagy..... 1 | |
| 1982 | Barker 187 | Barker..... 10 | | 2000 | Colon..... 212 | Finley..... 3 | |
| 1983 | Sutcliffe..... 160 | Sutcliffe 10 | | 2001 | Colon..... 201 | Colon 1 | |
| 1984 | Blyleven 170 | Blyleven..... 12 | | | | Finley, Burba 1 | |
| 1985 | Blyleven 129 | Blyleven..... 15 | | 2002 | Sabathia..... 149 | Colon 4 | |
| 1986 | Candiotti..... 167 | Candiotti 17 * | | 2003 | Sabathia..... 141 | Sabathia 2 | |
| 1987 | Candiotti..... 111 | Candiotti 7 | | 2004 | Lee 161 | Westbrook 5(h) | |
| 1988 | Swindell 180 | Swindell 12 | | 2005 | Sabathia..... 161 | Westbrook 2 | |
| 1989 | Farrell..... 132 | Farrell 7 | | 2006 | Sabathia..... 172 | Sabathia 6 | |
| 1990 | Swindell 135 | Black..... 5 | | 2007 | Sabathia..... 209 | Sabathia 4 | |
| 1991 | Swindell 169 | Swindell 7 | | 2008 | Lee 170 | Lee..... 4 | |
| 1992 | Nagy..... 169 | Nagy 10 | | 2009 | Lee 107 | Lee..... 3 | |
| 1993 | Mesa 118 | Mesa..... 3 | | 2010 | Masterson..... 140 | %Hernandez..... 4 | |
| 1994 | Nagy..... 108 | Martinez 7 | | 2011 | Masterson..... 158 | Masterson..... 1 | |
| | | | | | | Carrasco..... 1 | |
| | | | | 2012 | Masterson..... 159 | Masterson/Lowe... 1 | |

* Led American League, (b) Tied with Ehmke of Boston, (c) Tied with Grove of Philadelphia, (d) Tied with Newsom of Detroit, (e) Tied with Garver of St. Louis, (f) Tied with Porterfield of Washington, (g) Tied with Pierce of Chicago, (h) Tied with Mulder of Oakland and Ponson of Baltimore

%Pitched under name Fausto Carmona, 2006-2011

20 OR MORE SAVES IN ONE SEASON

| | | | | | | | | |
|----|--------------|------|----|---------------|------|----|---------------|------|
| 46 | Jose Mesa | 1995 | 39 | Chris Perez | 2012 | 23 | Chris Perez | 2010 |
| 45 | Joe Borowski | 2007 | 37 | Doug Jones | 1988 | 21 | Dave LaRoche | 1976 |
| 45 | Bob Wickman | 2005 | 36 | Chris Perez | 2011 | 21 | Dan Spillner | 1982 |
| 43 | Doug Jones | 1990 | 32 | Doug Jones | 1989 | 20 | Ernie Camacho | 1986 |
| 40 | Mike Jackson | 1998 | 32 | Bob Wickman | 2001 | 20 | Steve Karsay | 2000 |
| 39 | Jose Mesa | 1996 | 29 | Steve Olin | 1992 | 20 | Bob Wickman | 2002 |
| 39 | Mike Jackson | 1999 | 25 | Danny Baez | 2003 | 20 | Kerry Wood | 2009 |
| | | | 23 | Ernie Camacho | 1984 | | | |

OTHER NO-HITTERS

Earl Moore's 1901 no hitter (5/9/01) was one of those affected by a 1991 ruling regarding no-hitters. Moore pitched nine no-hit innings, but allowed hits in the 10th inning in a 4-2 loss against Chicago. One no hitter pitched against Cleveland prior to 1991 was also affected by the 1991 ruling. Tom Hughes (8/30/10) allowed a hit in the 10th and lost the game, 5-0, in the 11th. On April 12, 1992 Matt Young did not allow a hit in a 2-1 Tribe win over Boston at Cleveland Stadium. Young pitched the entire eight innings for Boston (Cleveland did not bat in the ninth), but, based on the 1991 ruling, did not receive credit for a no-hitter.

CLUB PITCHING/SEASON

| | |
|---|--|
| Games won, in a season | 111; 1954 |
| Games lost, in a season | 105; 1991 (162 games) |
| Highest winning percentage, in a season | .721; 1954 (154 games, 111-43) |
| Lowest winning percentage, in a season | .329; 1991 |
| Games won, in a month | 26; August, 1954 |
| Games lost, in a month | 24; July 1914; August 2012 |
| Lowest ERA | 2.02; 1908 |
| Highest ERA | 5.28; 1987 |
| Most complete games | 141; 1904 |
| Fewest complete games | 2; 2011 & 2012 (both 162 game seasons) |
| Most shutouts won | 27; 1906 |
| Most shutouts lost | 24; 1914 |
| Most consecutive shutouts | 4; June 24 (G#2) — June 27 (G#1), 1903, August 15 (G#2) — August 20, 1948 |
| Most consecutive shutout innings | 47; August 15 (G#1) — August 21, 1948 |
| Most 1-0 games won | 7; 1989 |
| Most 1-0 games lost | 7; 1918 and 1955 |
| Most one run games lost | 36; 2005 |
| Most shutouts won from one club | 8; vs. Washington, 1965 |
| Most saves | 51; 2005 (162 games) |
| Fewest saves | 21; 1973 |
| Most innings pitched | 1478; 1967 (162 games) |
| Fewest hits allowed | 1087; 1968 (162 games) |
| Most runs allowed | 957; 1987 (162 games) |
| Fewest runs allowed | 447; 1918 (154 games) |
| Most earned runs allowed | 835; 1987 (162 games) |
| Most home runs allowed | 219; 1987 (162 games) |
| Fewest home runs allowed (since 1949) | 80; 1976 (162 games) |
| Most bases on balls | 770; 1971 (162 games) |
| Fewest bases on balls | 271; 1903 (140 games) |
| Most strikeouts | 1218; 2001 (162 games) |
| Fewest strikeouts | 315; 1924 (153 games) |
| Fewest wild pitches | 10; 1943 (153 games) |
| Most no-hit games | 2; 1908 (154 games) |
| Most consecutive years with no-hit games by pitchers | 3; 1946, 1947 and 1948 |
| Most one-hit games | 4; 1954 (154 games) |
| Most consecutive one-hit, nine inning games | 2; vs. New York, September 25 and 26, 1907 |
| Fewest opponents official at-bats | 4933; 1945 (147 games) |
| Fewest opponents batters facing pitchers | 5335; 1976 (159 games) |
| Most sacrifice flies allowed | 73; 1984 (163 games) |
| Most consecutive games, 10 or more strikeouts | 4; July 18-22, 1996 |

CLUB PITCHING/GAME

| | |
|---|--|
| Most hits allowed, 9.0 inning game | 25; vs. California, August 23, 1967 Philadelphia, July 25, 1929, Minnesota, June 4, 2002 |
| Most hits allowed, extra inning game | 27; at Washington, May 16, 1933 |
| Most runs allowed | 24; vs. Boston, August 21, 1986 |
| Most runs, allowed, inning | 13; Philadelphia, July 7, 1923 |
| Most runs allowed, inning, none out | 12; at Boston, May 7, 2009 |
| Most wild pitches, game | 4; many times, last at Chicago, April 5, 2010 |
| Most intentional walks, extra inning game | 5; last at Oakland, July 16, 1991 |
| Most intentional walks, 9.0 inning game | 5; last at Washington, September 2, 1970 |
| Most home runs allowed, inning | 4; 3x, last vs. Kansas City, June 29, 2001 |
| Most earned runs allowed | 22; vs. Boston, August 21, 1986 at Minnesota, June 4, 2002 |
| Most home runs allowed | 7; Milwaukee, April 29, 1980 7; Oakland, July 6, 1990 7; Texas, August 1, 2003 |
| Most strikeouts, nine innings | 18; vs. Detroit, October 2, 1938 |
| Most pitchers, 9.0 game | 9; twice, last at Minnesota, September 14, 2006 |
| Most pitchers, extra-inning game | 10; September 18, 2012 vs. Minnesota (12.0IP) |
| Most innings | 21; at Minnesota, August 31, 1993 |
| Most walks | 15; 3x, last vs. Baltimore, September 28, 1973 |
| Most walks, extra innings | 19; vs. Washington, September 14, 1971 |
| Most intentional walks, game | 5; at Washington, September 2, 1970 |
| Most intentional walks, extra inning game | 5; 3x, last July 16, 1991 vs. Oakland |
| Most strikeouts, extra innings | 21; vs. Detroit, September 18, 1966 |
| Most balks, game | 3; vs. Kansas City, August 21, 1988 3; vs. Philadelphia, May 12, 1930 |
| Most hit by pitch | 5; vs. Chicago, May 30, 1956 |

PINCH HITTING LEMON

According to **The Great Book of Baseball Knowledge** by David Nemeec, Bob Lemon holds the record for highest career pinch-hit batting average by a pitcher (minimum 100 Pinch At-bats). Lemon had 31 pinch hits in 109 pinch-hit at bats for a .284 batting average from 1941 through 1958. Lemon spent his entire major league playing career with the Indians.

FOUR STRIKEOUTS IN ONE INNING

| PITCHER | GAME | INNING |
|------------------|---------------------------------|------------|
| Guy Morton | June 11, 1916 vs. Philadelphia | 7th inning |
| Lee Strange | September 2, 1964 at Washington | 7th inning |
| Mike Paxton | July 21, 1978 vs. Seattle | 5th inning |
| Paul Shuey | May 14, 1994 vs. Detroit | 9th inning |
| Chuck Finley | April 16, 2000 vs. Texas | 3rd inning |
| Justin Masterson | August 4, 2011 at Boston | 2nd inning |

15 OR MORE STRIKEOUTS IN ONE GAME

| SO | PITCHER | GAME |
|----|---------------|--|
| 19 | Luis Tiant | July 3, 1968 vs. Minnesota (10.0IP) |
| 18 | Bob Feller | October 2, 1938 vs. Detroit (game 1) |
| 17 | Bob Feller | September 13, 1936 vs. Philadelphia (game 1) |
| 16 | Bob Feller | August 25, 1937 vs. Boston (game 1) |
| 16 | Herb Score | May 1, 1955 vs. Boston (game 2) |
| 16 | Luis Tiant | August 22, 1967 vs. California |
| 16 | Sam McDowell | May 1, 1968 vs. Oakland |
| 16 | Sam McDowell | Sept. 4, 1965 at Baltimore |
| 16 | Luis Tiant | September 9, 1968 at Minnesota |
| 15 | Bob Feller | August 23, 1936 vs. St. Louis |
| 15 | Herb Score | May 19, 1956 vs. Washington |
| 15 | Sam McDowell | June 5, 1965 vs. Detroit (10IP) |
| 15 | Sonny Siebert | June 17, 1965 vs. Washington |
| 15 | Pedro Ramos | July 31, 1963 vs. Los Angeles (game 2) |
| 15 | Sam McDowell | July 12, 1968 at Oakland |
| 15 | Sam McDowell | May 6, 1970 at Chicago |
| 15 | Sam McDowell | July 6, 1970 vs. Washington |
| 15 | Greg Swindell | May 10, 1987 vs. Kansas City |

200 OR MORE STRIKEOUTS IN ONE SEASON

| SO | PITCHER | YEAR | SO | PITCHER | YEAR |
|-----|--------------|------|-----|------------------|------|
| 348 | Bob Feller | 1946 | 240 | Bob Feller | 1938 |
| 325 | Sam McDowell | 1965 | 238 | Gaylord Perry | 1973 |
| 304 | Sam McDowell | 1970 | 236 | Sam McDowell | 1967 |
| 283 | Sam McDowell | 1968 | 234 | Gaylord Perry | 1972 |
| 279 | Sam McDowell | 1969 | 225 | Sam McDowell | 1966 |
| 264 | Luis Tiant | 1968 | 219 | Luis Tiant | 1967 |
| 263 | Herb Score | 1956 | 216 | Gaylord Perry | 1974 |
| 261 | Bob Feller | 1940 | 212 | Bartolo Colon | 2000 |
| 260 | Bob Feller | 1941 | 209 | C.C. Sabathia | 2007 |
| 246 | Bob Feller | 1939 | 201 | Bartolo Colon | 2001 |
| 245 | Herb Score | 1955 | 200 | Dennis Eckersley | 1976 |

NO-HIT GAMES BY INDIANS

(9.0 OR MORE INNINGS)

| DATE | PITCHER | OPPONENT | SCORE | PLAYED AT |
|----------------|-------------------------|--------------|-------|-----------|
| May 9, 1901 | (a) Earl Moore | Chicago | 2-4 | Cleveland |
| Sept. 18, 1908 | Robert Rhoads | Boston | 2-1 | Cleveland |
| Oct. 2, 1908 | (b) Adrian "Addie" Joss | Chicago | 1-0 | Cleveland |
| April 20, 1910 | Adrian "Addie" Joss | Chicago | 1-0 | Chicago |
| Sept. 10, 1919 | Ray Caldwell | New York | 3-0 | New York |
| April 29, 1931 | Wes Ferrell | St. Louis | 9-0 | Cleveland |
| April 16, 1940 | (c) Bob Feller | Chicago | 1-0 | Chicago |
| April 30, 1946 | Bob Feller | New York | 1-0 | New York |
| July 10, 1947 | (d) Don Black | Philadelphia | 3-0 | Cleveland |
| June 30, 1948 | (e) Bob Lemon | Detroit | 2-0 | Detroit |
| July 1, 1951 | (f) Bob Feller | Detroit | 2-1 | Cleveland |
| June 10, 1966 | (e) Sonny Siebert | Washington | 2-0 | Cleveland |
| July 19, 1974 | (e) Dick Bosman | Oakland | 4-0 | Cleveland |
| May 30, 1977 | (e) Dennis Eckersley | California | 1-0 | Cleveland |
| May 15, 1981 | (b) Len Barker | Toronto | 3-0 | Cleveland |

(a) Pitched nine hitless innings, lost in 10th inning on two hits, (b) Perfect game, (c) Opening Day, (d) First game of two-night doubleheader, (e) Night game, (f) First game of doubleheader

NO-HIT GAMES AGAINST INDIANS

| DATE | PITCHER | OPPONENT | SCORE | PLAYED AT |
|----------------|--------------------|------------------|-------|--------------|
| May 12, 1910 | Charles Bender | Philadelphia | 4-0 | Philadelphia |
| Aug. 30, 1910 | (g) Thomas Hughes | New York | 0-5 | New York |
| May 31, 1914 | Joseph D. Benz | Chicago | 6-1 | Chicago |
| Aug. 26, 1916 | Leslie A. Bush | Philadelphia | 5-0 | Philadelphia |
| Aug. 31, 1935 | Vernon Kennedy | Chicago | 5-0 | Chicago |
| Aug. 27, 1938 | (h) Monte Pearson | New York | 13-0 | New York |
| July 12, 1951 | (i) Allie Reynolds | New York | 1-0 | Cleveland |
| Sept. 16, 1965 | Dave Morehead | Boston | 2-0 | Boston |
| Aug. 25, 1967 | (j) Dean Chance | Minnesota | 2-1 | Cleveland |
| Sept. 2, 1990 | Dave Stieb | Toronto | 3-0 | Cleveland |
| Sept. 4, 1993 | Jim Abbott | New York | 0-4 | New York |
| July 27, 2011 | Ervin Santana | Los Angeles (AL) | 1-3 | Cleveland |

(g) Pitched nine hitless innings, gave up one hit in the 10th inning and lost game in 11th inning, (h) Second game of doubleheader, (i) Night game, (j) Second game of two-night doubleheader

INDIVIDUAL LIFETIME PITCHING RECORDS

| | | | |
|--------------------------------|------------|------------------------------|----------------------|
| Most games won.....266 | Bob Feller | Most one-hit games.....12 | Bob Feller |
| Most years winning | | Most seasons.....20 | Mel Harder (1928-47) |
| 20 or more games.....7 | Bob Lemon | Most games.....582 | Mel Harder |
| Most defeats.....186 | Mel Harder | Most bases on balls.....1764 | Bob Feller |
| Most games started.....484 | Bob Feller | Most hit by pitcher.....95 | George Uhle |
| Most completed games.....279 | Bob Feller | Most strikeouts.....2581 | Bob Feller |
| Most innings pitched.....3827 | Bob Feller | Most shutouts.....45 | Addie Joss |
| Most no-hit games.....3 | Bob Feller | Most saves.....139 | Bob Wickman |
| Most home runs allowed.....224 | Bob Feller | | |

INDIVIDUAL PITCHING/GAME & INNING

| | |
|---|--|
| Most innings pitched..... | 19; Stan Coveleski, May 24, 1918 |
| Most hits allowed..... | 23; Bock Baker, April 28, 1901 |
| Most home runs, inning (c)..... | 4; Cal McLish, May 27, 1957 / Dave Burba, June 29, 2001 |
| Most home runs, game..... | 5; Luis Tiant, April 18, 1969 / Gary Bell, April 29, 1962 |
| Most runs allowed, game..... | 15; Bob Feller, August 26, 1938 vs. New York |
| Most base on balls, game..... | 11; 6x, last by Sam McDowell, July 4, 1964 |
| Most intentional walks, game..... | 5; Sam McDowell, September 2, 1970 |
| Most consecutive home runs allowed, inning..... | 3; last by Carl Pavano, July 27, 2009 |
| Most strikeouts, game..... | 18; Bob Feller, October 2, 1938 |
| Most strikeouts, extra inning game..... | 19; Luis Tiant, July 3, 1968 |
| Most consecutive strikeouts..... | 6; Bob Feller, October 2, 1938 vs. Detroit; Bartolo Colon, July 26, 2000 at Toronto; Chuck Finley, May 28, 2002 vs. Detroit; Mitch Talbot, July 24, 2010 vs. Tampa Bay |
| Most consecutive strikeouts to start game..... | 6; Bartolo Colon, July 26, 2000 at Toronto |
| Most consecutive walks to start game (c)..... | 4; Bartolo Colon, June 29, 2000 at Kansas City |
| Most strikeouts, two consecutive games (RHP) (b)..... | 32; Luis Tiant, June 29 (13)and July 3 (19), 1968 |
| Most strikeouts, two consecutive games (LHP)..... | 30; Sam McDowell, May 1 (16)and May 6 (14), 1968 |
| Most strikeouts, three consecutive games..... | 41; Luis Tiant, June 23 (9), June 29 (13), July 3 (19), 1968 |
| Most hit batters, inning (c)..... | 3; Bud Black, July 8, 1988, fourth inning |
| Most balks, game..... | 3; Milburn Shoffner, May 12, 1930 |
| Most balks, inning (c)..... | 3; Milburn Shoffner, May 12, 1930 |
| Most wild pitches..... | 4; Steve Hargan May 3, 1965 / Sam McDowell, Sept. 12, 1964 / Sam McDowell, July 10, 1961 / Jake Westbrook, April 5, 2010 |
| Most hit batters..... | 3; 14 times, last by Justin Masterson, May 13, 2012 |
| Most consecutive innings without a walk..... | 48; Paul Byrd, April 26—June 6, 2007 |
| Most consecutive starts, 10 or more strikeouts..... | 3; 8 times, last by C.C. Sabathia, June 15-27, 2008 |

(b) Ties American League Record, (c) Ties Major League Record

INDIVIDUAL PITCHING/SEASON

| | | |
|---|------|---|
| Most games (LHP)..... | 76 | Sid Monge, 1979 |
| Most games (RHP)..... | 79 | Bob Howry, 2005 |
| Most games started..... | 44 | George Uhle, 1923 |
| Most complete games..... | 36 | Bob Feller, 1946 |
| Most innings pitched..... | 371 | Bob Feller, 1946 |
| Most wins (LHP)..... | 23 | Vean Gregg, 1911 |
| Most wins (RHP)..... | 31 | Jim Bagby, Sr., 1920 |
| Most consecutive wins..... | 15 | Johnny Allen, 1937; Gaylord Perry, 1974 |
| Most consecutive road wins..... | 16 | Cal McLish, 1958-59 |
| Most wins, relief..... | 12 | Sid Monge, 1979; Dan Spillner, 1982 |
| Most losses, LHP..... | 22 | Pete Dowling, 1901 |
| Most losses, RHP..... | 20 | Luis Tiant, 1969 |
| Most consecutive losses..... | 13 | Guy Morton, 1914 |
| Most losses, relief..... | 11 | Frank Funk, 1961 |
| Most saves (LHP)..... | 21 | Dave LaRoche, 1976 |
| Most saves (RHP)..... | 46 | Jose Mesa, 1995 |
| Most consecutive saves..... | 38 | Jose Mesa, 1995 |
| Most games finished..... | 65 | Mike Jackson, 1999 |
| Most shutouts..... | 10 | Bob Feller, 1946; Bob Lemon, 1948 |
| Most shutout losses..... | 7 | Bob Feller, 1946 |
| Most consecutive shutouts..... | 4 | Luis Tiant, 1968 |
| Most consecutive shutout innings..... | 41 | Luis Tiant, 1968 |
| Most consecutive shutout innings, relief..... | 35 | Al Benton, 1949 |
| Most consecutive hitless innings..... | 22.1 | Dennis Eckersley, 1977 |
| Most strikeouts (LHP)..... | 325 | Sam McDowell, 1965 |
| Most strikeouts (RHP)..... | 348 | Bob Feller, 1946 |
| Most bases on balls..... | 208 | Bob Feller, 1938 ^(b) |
| Most wild pitches..... | 18 | Sam McDowell, 1967; Otto Hess, 1905 |
| Most hit batsmen..... | 24 | Otto Hess, 1906 |
| Most balks..... | 8 | Tom Candiotti, 1989 |
| Most hits allowed..... | 378 | George Uhle, 1923 |
| Most runs allowed..... | 167 | George Uhle, 1923 |
| Most earned runs allowed..... | 150 | George Uhle, 1923 |
| Most home runs allowed..... | 37 | Luis Tiant, 1969 |
| Most sacrifice hits..... | 20 | Early Wynn, 1951 |
| Most sacrifice flies..... | 13 | Bob Lemon, 1954 |

| | | |
|--|-------|---|
| Most grand slams allowed, season | 3 | Mel Harder, 1938; Cliff Lee, 2005 |
| Lowest ERA (LHP)..... | 1.80 | Vean Gregg, 1911 |
| Lowest ERA (RHP)..... | 1.16 | Addie Joss, 1908 |
| Highest winning percentage | 0.938 | Johnny Allen (15-1), 1937 ^(b) |
| Most GS with HR allowed in consecutive starts | 10 | Scott Elarton, 2005; Sonny Siebert, 1967 |
| Lowest winning percentage | 0.071 | Guy Morton (1-13), 1914; Steve Hargan (1-13), 1971 |
| Most 1-0 games won..... | 3 | Addie Joss, 1908; Stan Coveleski, 1917; Jim Bagby, Jr., 1943; Bob Feller, 1946; Greg Swindell, 1988 |
| Most low-hit (no-hit, one-hit) games..... | 3 | Addie Joss, 1907; Bob Feller, 1946 |

(a) Major League Records, (b) American League Records

ALL-TIME ROOKIE RECORDS

INDIVIDUAL SEASON PITCHING

| | | |
|------------------------------------|-------|--|
| Highest season percentage | .857 | Don Mossi, 1954 |
| Most victories (LH)..... | 23 | Vean Gregg, 1911 |
| Most victories (RH)..... | 21 | Wes Ferrell, 1929 |
| Lowest ERA (LH) | 1.42 | Steve Mingori, 1971 |
| Lowest ERA (RH)..... | 2.05 | Glenn Liebhardt, 1907 |
| Most losses (LH) | 11 | Dick Stigman, 1960 |
| Most losses (RH) | 17 | Jim Bagby 1916 |
| Most games started | 34 | Glenn Liebhardt, 1907; Dick Tidrow, 1972 |
| Most complete games..... | 28 | Earl Moore, 1901; Addie Joss, 1902 |
| Most shutouts..... | 6 | Gene Bearden, 1948 |
| Most strikeouts (LH)..... | 245 | Herb Score, 1955 ^(b) |
| Most strikeouts (RH) | 152 | Dennis Eckersley, 1975 |
| Most innings pitched | 280.1 | Glenn Liebhardt, 1907 |
| Most saves (LH) | 9 | Dick Stigman, 1960 |
| Most saves (RH) | 18 | Tom Buskey, 1974 |
| Most relief wins (LH) | 8 | Scott Bailes, 1986 |
| Most relief wins (RH)..... | 10 | Julian Tavarez, 1995 |
| Most relief appearances (LH) | 54 | Steve Mingori, 1971 |
| Most relief appearances(RH) | 58 | Tom Waddell, 1984 |

(a) Major League Record, (b) American League Record

INDIANS 20-GAME WINNERS

| YEAR | PLAYER | W | L | YEAR | PLAYER | W | L |
|------|-------------------|----|----|------|---------------|----|----|
| 1904 | William Bernhard | 23 | 13 | 1936 | Johnny Allen | 20 | 10 |
| 1905 | Addie Joss | 20 | 12 | 1939 | Bob Feller | 24 | 9 |
| 1906 | Robert Rhodes | 22 | 10 | 1940 | Bob Feller | 27 | 11 |
| | Addie Joss | 21 | 9 | 1941 | Bob Feller | 25 | 13 |
| | Otto Hess | 20 | 17 | 1946 | Bob Feller | 26 | 15 |
| 1907 | Addie Joss | 27 | 11 | 1947 | Bob Feller | 20 | 11 |
| 1908 | Addie Joss | 24 | 11 | 1948 | Gene Bearden | 20 | 7 |
| 1911 | Vean Gregg | 23 | 7 | | Bob Lemon | 20 | 14 |
| 1912 | Vean Gregg | 20 | 13 | 1949 | Bob Lemon | 22 | 10 |
| 1913 | Fred Falkenberg | 23 | 10 | 1950 | Bob Lemon | 23 | 11 |
| | Vean Gregg | 20 | 13 | 1951 | Bob Feller | 22 | 8 |
| 1917 | Jim Bagby | 23 | 13 | | Mike Garcia | 20 | 13 |
| 1918 | Stanley Coveleski | 22 | 13 | | Early Wynn | 20 | 13 |
| 1919 | Stanley Coveleski | 24 | 12 | 1952 | Early Wynn | 23 | 12 |
| 1920 | Jim Bagby | 31 | 12 | | Mike Garcia | 22 | 11 |
| | Stanley Coveleski | 24 | 14 | | Bob Lemon | 22 | 11 |
| | Ray Caldwell | 20 | 10 | 1953 | Bob Lemon | 21 | 15 |
| 1921 | Stanley Coveleski | 23 | 13 | 1954 | Bob Lemon | 23 | 7 |
| 1922 | George Uhle | 22 | 16 | | Early Wynn | 23 | 11 |
| 1923 | George Uhle | 26 | 16 | 1956 | Herb Score | 20 | 9 |
| 1924 | Joe Shaute | 20 | 17 | | Early Wynn | 20 | 9 |
| 1926 | George Uhle | 27 | 11 | | Bob Lemon | 20 | 14 |
| 1929 | Wesley Ferrell | 21 | 10 | 1962 | Dick Donovan | 20 | 10 |
| 1930 | Wesley Ferrell | 25 | 13 | 1968 | Luis Tiant | 21 | 9 |
| 1931 | Wesley Ferrell | 22 | 12 | 1970 | Sam McDowell | 20 | 12 |
| 1932 | Wesley Ferrell | 23 | 13 | 1972 | Gaylord Perry | 24 | 16 |
| 1934 | Mel Harder | 20 | 12 | 1974 | Gaylord Perry | 21 | 13 |
| 1935 | Mel Harder | 22 | 11 | 2008 | Cliff Lee | 22 | 3 |

DID YOU KNOW?

According to the **Elias Sports Bureau** the 33 years without a 20-game winner (1975-2007) was the longest gap in Major League history, one year longer than the Phillies' 32-year streak from 1918 to 1949...The last Indians pitcher to be the first pitcher in the Majors to reach 20 wins was **BOB LEMON** in 1954 (August 29).

ALL-TIME TEAM RECORDS/PITCHING

INDIAN PITCHERS WHO LED AMERICAN LEAGUE IN EARNED RUN AVERAGE

| PITCHER | YEAR | G | IP | ERA |
|-------------------|------|----|-----|------|
| Earl Moore | 1903 | 29 | 248 | 1.74 |
| Addie Joss | 1904 | 25 | 192 | 1.59 |
| Addie Joss | 1908 | 42 | 325 | 1.16 |
| Vean Gregg | 1911 | 34 | 245 | 1.80 |
| Stanley Coveleski | 1923 | 33 | 228 | 2.76 |
| Monte Pearson | 1933 | 19 | 135 | 2.33 |
| Bob Feller | 1940 | 43 | 320 | 2.61 |
| Gene Bearden | 1948 | 37 | 230 | 2.43 |
| Early Wynn | 1950 | 32 | 214 | 3.20 |
| Mike Garcia | 1954 | 45 | 259 | 2.64 |
| Sam McDowell | 1965 | 42 | 273 | 2.18 |
| Luis Tiant | 1968 | 34 | 258 | 1.60 |
| Rick Sutcliffe | 1982 | 34 | 216 | 2.96 |
| Kevin Millwood | 2005 | 30 | 192 | 2.86 |
| Cliff Lee | 2008 | 31 | 223 | 2.54 |

INDIAN PITCHERS WHO LED AMERICAN LEAGUE IN GAMES WON

| PLAYER | YEAR | NO. |
|-----------------|------|-----|
| * Addie Joss | 1907 | 27 |
| Jim Bagby | 1920 | 31 |
| George Uhle | 1923 | 26 |
| George Uhle | 1926 | 27 |
| Bob Feller | 1939 | 24 |
| Bob Feller | 1940 | 27 |
| Bob Feller | 1941 | 25 |
| * Bob Feller | 1946 | 26 |
| Bob Feller | 1947 | 20 |
| Bob Lemon | 1950 | 23 |
| Bob Feller | 1951 | 22 |
| Early Wynn | 1954 | 23 |
| Bob Lemon | 1954 | 23 |
| * Bob Lemon | 1955 | 18 |
| * Jim Perry | 1960 | 18 |
| * Gaylord Perry | 1972 | 24 |
| Cliff Lee | 2008 | 22 |

* Tied for American League leadership

INDIAN PITCHERS WHO LED AMERICAN LEAGUE IN WON-LOST PERCENTAGE

| PITCHER | YEAR | W | L | PCT. |
|------------------|------|----|----|------|
| William Bernhard | 1902 | 18 | 5 | .783 |
| Ed Klepfer | 1917 | 13 | 4 | .765 |
| Jim Bagby | 1920 | 31 | 12 | .721 |
| George Uhle | 1926 | 27 | 11 | .711 |
| Johnny Allen | 1937 | 15 | 1 | .938 |
| Bob Feller | 1951 | 22 | 8 | .733 |
| Cliff Lee | 2005 | 18 | 5 | .783 |
| Cliff Lee | 2008 | 22 | 3 | .880 |

INDIAN PITCHERS WHO LED AMERICAN LEAGUE IN STRIKEOUTS

| PLAYER | YEAR | NO. |
|----------------|------|-----|
| Stan Coveleski | 1920 | 133 |
| Bob Feller | 1938 | 240 |
| Bob Feller | 1939 | 246 |
| Bob Feller | 1940 | 261 |
| Bob Feller | 1941 | 260 |
| Allie Reynolds | 1943 | 151 |
| Bob Feller | 1946 | 348 |
| Bob Feller | 1947 | 196 |
| Bob Feller | 1948 | 164 |
| Bob Lemon | 1950 | 170 |
| Herb Score | 1955 | 245 |
| Herb Score | 1956 | 263 |
| Early Wynn | 1957 | 184 |
| Sam McDowell | 1965 | 325 |
| Sam McDowell | 1966 | 225 |
| Sam McDowell | 1968 | 283 |
| Sam McDowell | 1969 | 279 |
| Sam McDowell | 1970 | 304 |
| Len Barker | 1980 | 187 |
| Len Barker | 1981 | 127 |

**INDIAN PITCHERS WHO LED
AMERICAN LEAGUE IN INNINGS**

| PLAYER | YEAR | NO. |
|----------------|------|-------|
| CC Sabathia | 2007 | 241.0 |
| * Sam McDowell | 1970 | 305.0 |
| Early Wynn | 1954 | 270.2 |
| Bob Lemon | 1953 | 286.2 |
| Bob Lemon | 1952 | 309.2 |
| Early Wynn | 1951 | 274.1 |
| Bob Lemon | 1950 | 288.0 |
| Bob Lemon | 1948 | 293.2 |
| Bob Feller | 1947 | 299.0 |
| Bob Feller | 1946 | 371.1 |
| Jim Bagby, Jr | 1943 | 273.0 |
| Bob Feller | 1941 | 343.0 |
| Bob Feller | 1940 | 320.1 |
| Bob Feller | 1939 | 296.2 |
| George Uhle | 1926 | 318.1 |
| George Uhle | 1923 | 357.2 |
| Jim Bagby, Sr | 1920 | 339.2 |

* Tied for American League leadership

**INDIAN PITCHERS WHO LED
AMERICAN LEAGUE IN SHUTOUTS**

| PLAYER | YEAR | NO. |
|------------------|------|-----|
| Addie Joss | 1902 | 5 |
| Stan Coveleski | 1917 | 9 |
| George Uhle | 1922 | 5 |
| Stan Coveleski | 1923 | 5 |
| * Clint Brown | 1930 | 3 |
| Oral Hildebrand | 1933 | 6 |
| * Mel Harder | 1934 | 6 |
| * Bob Feller | 1940 | 4 |
| * Al Milnar | 1940 | 4 |
| Bob Feller | 1941 | 6 |
| Bob Feller | 1946 | 10 |
| Bob Feller | 1947 | 5 |
| Bob Lemon | 1948 | 10 |
| * Mike Garcia | 1952 | 6 |
| * Mike Garcia | 1954 | 5 |
| Herb Score | 1956 | 5 |
| * Jim Perry | 1960 | 4 |
| * Dick Donovan | 1962 | 5 |
| * Sam McDowell | 1966 | 5 |
| * Luis Tiant | 1966 | 5 |
| * Steve Hargan | 1967 | 6 |
| * Luis Tiant | 1968 | 9 |
| * C.C. Sabathia | 2006 | 2 |
| * Jeremy Sowers | 2006 | 2 |
| * Jake Westbrook | 2006 | 2 |
| * Paul Byrd | 2007 | 2 |
| * Cliff Lee | 2008 | 2 |

* Tied for American League leadership

**INDIAN PITCHERS WHO LED
AMERICAN LEAGUE IN GAMES PITCHED**

| PLAYER | YEAR | NO. |
|------------------|------|-----|
| Ray Narleski | 1955 | 60 |
| Ed Klieman | 1947 | 58 |
| Bob Feller | 1946 | 48 |
| Joe Heving | 1944 | 63 |
| Bob Feller | 1941 | 44 |
| Bob Feller | 1940 | 43 |
| Johnny Humphries | 1938 | 45 |
| Jim Bagby | 1920 | 48 |
| Jim Bagby | 1918 | 45 |

FELLER'S TRIPLE CROWN

For pitchers, an equivalent of batting's Triple Crown is leading the league in wins, strikeouts, and ERA in a single season. Bob Feller accomplished this feat in 1940 with 27 wins, 261 strikeouts, and a 2.61 ERA. Feller captured two legs of this Triple Crown in 1939 (24 wins, 246 strikeouts), 1941 (25 wins, 260 strikeouts), 1946 (26 wins, 348 strikeouts), and 1947 (20 wins, 196 strikeouts). Bob Lemon (23 wins, 170 strikeouts) in 1950 and Sam McDowell (2.18 ERA, 325 strikeouts) in 1965 also came within one title of the Triple Crown.

CLUB FIELDING/SEASON

| | | | |
|---|------|---------------|-------------------|
| Highest fielding percentage..... | 988 | 2000 | (162 games) * |
| Lowest fielding percentage..... | 941 | 1901 | (138 games) |
| Most putouts..... | 4463 | 1964 | (164 games) |
| Fewest putouts..... | 3907 | 1945 | (147 games) |
| Most assists..... | 2206 | 1907 | (158 games) |
| Fewest assists..... | 1468 | 1968 | (162 games) |
| Most total chances..... | 6563 | 1910 | (161 games) |
| Fewest total chances..... | 5470 | 1945 | (147 games) |
| Most errors..... | 336 | 1901 | (138 games) |
| Fewest errors..... | 72 | 2000 | (162 games) * |
| Most errorless games..... | 99 | 2000 | (162 games) |
| Most consecutive errorless games..... | 11 | 1967 and 1979 | |
| Most double plays..... | 197 | 1953 | (155 games) |
| Fewest double plays..... | 77 | 1915 | (154 games) |
| Most consecutive games, one or more double plays..... | 25 | 1953 | (38 double plays) |
| Most passed balls..... | 35 | 1958 | (153 games) |
| Fewest passed balls..... | 3 | 1943 | (153 games) |
| Most times five or more double plays..... | 3 | 1970 | (162 games) |

* American League Record

CLUB FIELDING/GAME

| | | |
|-----------------------------|----|-----------------------------------|
| Most double plays..... | 6 | vs. California, July 10, 1988; |
| | 6 | vs. Detroit, September 27, 1952; |
| | 6 | vs. Washington, August 5, 1948 |
| | 6 | vs. Kansas City, April 21, 2009 |
| Most putouts, infield..... | 25 | vs. Boston, August 9, 1922 |
| Most putouts, outfield..... | 18 | vs. St. Louis, September 28, 1929 |
| Most assists, outfield..... | 5 | vs. St. Louis, May 1, 1928 |
| Fewest assists..... | 0 | vs. New York, July 4, 1945 |
| Most errors, inning..... | 7 | vs. Chicago, September 20, 1905 |
| Most assists, inning..... | 10 | vs. Philadelphia, August 17, 1921 |

RECORD FOR ERRORS BY A PITCHER

Jason Davis' six errors in 2003 equaled the club record for errors by a pitcher in single-season...Equaled Otto Hess' 1906 club mark of six.

INDIVIDUAL FIELDING/GAME

| | | |
|--|----|--|
| Most putouts, second baseman..... | 12 | Vern Fuller, April 11, 1969 (11 innings) |
| | 11 | Roy Hughes, August 4, 1937 (9 innings) |
| Most putouts, third baseman | 7 | Bill Bradley, September 21, 1901 and May 13, 1909 |
| Most putouts, outfielder | 12 | Harry Bay, July 19, 1904 (12 innings) |
| Most putouts, catcher..... | 19 | Joe Azcue, July 3, 1968 (10 innings) |
| Most putouts, pitcher..... | 6 | Bert Blyleven, June 24, 1984 |
| Most assists, first baseman | 6 | Pat Tabler, June 24, 1984 |
| Most assists, second baseman | 13 | Bobby Avila, July 1, 1952 (19 innings) |
| Most assists, third baseman | 10 | Ken Keltner, September 13, 1948 |
| Most assists, shortstop | 12 | Lou Boudreau, September 14, 1939 |
| Most assists, outfielder | 4 | Sam Langford, May 1, 1928 |
| Most assists, outfielder, inning | 2 | Frank Baker, August 5, 1969 |
| | 2 | Gene Woodling, July 18, 1957 |
| | 2 | Juan Gonzalez, April 28, 2001 |
| | 2 | Russell Branyan, August 6, 2001 |
| | 2 | Casey Blake, September 13, 2006 |
| | 2 | Shin-Soo Choo, April 24, 2011 |
| Most double plays, shortstop..... | 5 | Julio Franco, June 9, 1984 |
| Most double plays,first baseman | 6 | Eddie Robinson, August 5, 1948 Ryan Garko, April 21, 2009 |
| Most double plays, second baseman, extra inning game..... | 6 | Joe Gordon, August 31, 1949 |
| Most double plays, second baseman, 9.0 IP..... | 5 | Carlos Baerga, September 13, 1991 |
| Most errors, second baseman, inning | 3 | Bill Wambsganss, May 15, 1923 |
| Most errors, shortstop, inning..... | 4 | Ray Chapman, June 20, 1914 |
| Most errors, third baseman, inning..... | 3 | Andy Marte, June 10, 2010 |
| Most errors, catcher, inning | 3 | John Peters, May 16, 1918 |
| Most errors, outfielder, inning..... | 3 | Harry Bay, June 29, 1905 |
| Unassisted triple play..... | | Asdrubal Cabrera, May 13, 2008 |

TOP FIELDING PERCENTAGE/SEASON

| POSITION | RECORD | PLAYER | YEAR |
|----------------|------------|----------------|------|
| First baseman | .997 | Boog Powell | 1975 |
| Second baseman | .993 | Roberto Alomar | 2001 |
| Third baseman | .984 | Willie Kamm | 1933 |
| Shortstop | .995 | Omar Vizquel | 2000 |
| Outfielders | 1.000(b-c) | Rocky Colavito | 1965 |
| Catchers | .997 | Jim Hegan | 1955 |

(b, c) Ties American League and Major League Baseball record

INDIVIDUAL FIELDING/SEASON

| First Basemen | Record | Player | Year |
|-----------------------|---------------|----------------------|-------------|
| Putouts | 1567 | Hal Trosky | 1935 |
| Assists | 155 | Mickey Vernon..... | 1949 |
| Errors | 40 | Charles Hickman..... | 1903 |
| Fewest errors | 3 | Boog Powell | 1975 |
| Total chances..... | 1671 | Chick Candil..... | 1916 |
| Double Plays | 168 | Mickey Vernon..... | 1949 |
| Second Basemen | Record | Player | Year |
| Games..... | 160 | Carlos Baerga | 1992 |
| Putouts | 450 | Nap Lajoie | 1908 |
| Assists | 557 | Johnny Hodapp..... | 1930 |
| Errors | 56 | Erwin Beck | 1901 |
| Fewest errors | 3 | Nap Lajoie | 1905 |
| Total Chances | 988 | Nap Lajoie | 1908 |
| Double plays..... | 138 | Carlos Baerga | 1992 |
| Third Basemen | Record | Player | Year |
| Putouts..... | 192 | Bill Bradley | 1901 |
| Assists | 412 | Graig Nettles | 1971 |
| Errors | 43 | Bill Bradley | 1908 |
| Fewest errors | 4 | Ken Keltner | 1949 |
| Total chances..... | 587 | Graig Nettles | 1971 |
| Double plays | 54 | Graig Nettles | 1971 |
| Shortstops | Record | Player | Year |
| Putouts | 378 | Ray Chapman | 1918 |
| Assists..... | 570 | Terry Turner..... | 1906 |
| Errors | 98 | John Gochnaur | 1903 |
| Fewest errors..... | 3 | Omar Vizquel..... | 2000 |
| Total chances..... | 897 | Ray Chapman..... | 1915 |
| Double plays | 134 | Lou Boudreau | 1944 |
| Catchers | Record | Player | Year |
| Games | 152 | Jim Hegan | 1949 |
| Putouts | 959 | Einar Diaz..... | 2001 |
| Assists | 175 | Steve O'Neill..... | 1915 |
| Errors | 24 | Jack Clark..... | 1907 |
| Fewest errors | 2 | Jim Hegan | 1955 |
| Total chances..... | 1060 | Einar Diaz..... | 2001 |
| Double plays | 36 | Steve O'Neill..... | 1916 |

| Outfielders | Record | Player | Year |
|---------------------|---------------|----------------------|-------------|
| Games | 162 | Rocky Colavito | 1965 |
| Putouts | 448 | Brett Butler | 1984 |
| Assists..... | 32 | Joe Jackson | 1911 |
| Errors | 22 | Jack Graney | 1911 |
| Fewest errors | 0 | Rocky Colavito | 1965 |
| Total chances..... | 465 | Brett Butler | 1984 |
| Double plays | 10 | Tris Speaker | 1916 |

| Pitchers | Record | Player | Year |
|--------------------|---------------|----------------------|-------------|
| Games | 79 | Bob Howry..... | 2005 |
| Putouts | 36 | Larry Sorenson | 1983 |
| Assists..... | 143 | Addie Joss..... | 1907 |
| Errors | 6 | Otto Hess | 1906 |
| | 6 | Jason Davis..... | 2003 |
| Double plays | 15 | Bob Lemon | 1953 |

Best double play combo Ray Mack, Lou Boudreau, 245 DPs, 1943
Most unassisted double plays, outfielder 2; Tris Speaker, 1918 and Jose Cardenal, 1968
Most consecutive errorless games, shortstop 95; Omar Vizquel, Sept. 1999-July 2000

INDIANS BEST AND WORST STARTS

BEST STARTS AFTER 15 GAMES

| | |
|--|------|
| 1966 | 14-1 |
| 1942..... | 12-3 |
| 1988, 1999 | 12-3 |
| 1925, 1930, 1935, 1938, 1941, 1948, 1959, 1998, 2002, 2011 | 11-4 |

BEST STARTS AFTER 20 GAMES

| | |
|--|------|
| 1941..... | 16-4 |
| 1988..... | 16-4 |
| 1966, 1999 | 15-5 |
| 1913, 1920, 1921, 1940, 1942, 1948, 1959, 1995 | 14-6 |

WORST STARTS AFTER 15 GAMES

| | |
|------------------|------|
| 1969 | 1-14 |
| 1902, 1987 | 4-11 |

WORST STARTS AFTER 20 GAMES

| | |
|------------|------|
| 1969 | 3-17 |
| 1901..... | 4-16 |
| 1902..... | 5-15 |

INDIANS YEAR-BY-YEAR HOME/ROAD BREAKDOWN

| YEAR | HOME | | | ROAD | | | YEAR | HOME | | | ROAD | | |
|------|------|----|------|------|----|------|------|------|----|------|------|----|------|
| | W | L | PCT | W | L | PCT | | W | L | PCT | W | L | PCT |
| 1901 | 28 | 39 | .418 | 26 | 43 | .377 | 1946 | 36 | 41 | .468 | 32 | 45 | .416 |
| 1902 | 40 | 25 | .615 | 29 | 42 | .408 | 1947 | 38 | 39 | .494 | 42 | 35 | .545 |
| 1903 | 49 | 25 | .662 | 28 | 38 | .424 | 1948 | 48 | 30 | .615 | 49 | 28 | .636 |
| 1904 | 44 | 31 | .587 | 42 | 34 | .553 | 1949 | 49 | 28 | .636 | 40 | 37 | .519 |
| 1905 | 41 | 36 | .532 | 35 | 42 | .455 | 1950 | 49 | 28 | .636 | 43 | 34 | .558 |
| 1906 | 47 | 30 | .610 | 42 | 34 | .553 | 1951 | 53 | 24 | .688 | 40 | 37 | .519 |
| 1907 | 46 | 31 | .597 | 39 | 36 | .520 | 1952 | 49 | 28 | .636 | 44 | 33 | .571 |
| 1908 | 51 | 26 | .662 | 39 | 38 | .506 | 1953 | 53 | 24 | .688 | 39 | 38 | .506 |
| 1909 | 39 | 37 | .513 | 32 | 45 | .416 | 1954 | 59 | 18 | .766 | 52 | 25 | .675 |
| 1910 | 39 | 36 | .520 | 32 | 45 | .416 | 1955 | 49 | 28 | .636 | 44 | 33 | .571 |
| 1911 | 46 | 30 | .605 | 34 | 43 | .442 | 1956 | 46 | 31 | .597 | 42 | 35 | .545 |
| 1912 | 41 | 35 | .539 | 34 | 43 | .442 | 1957 | 40 | 37 | .519 | 36 | 40 | .474 |
| 1913 | 45 | 32 | .584 | 41 | 34 | .547 | 1958 | 42 | 34 | .553 | 35 | 42 | .455 |
| 1914 | 32 | 47 | .405 | 19 | 55 | .257 | 1959 | 43 | 34 | .558 | 46 | 31 | .597 |
| 1915 | 27 | 50 | .351 | 30 | 45 | .400 | 1960 | 39 | 38 | .506 | 37 | 40 | .481 |
| 1916 | 44 | 33 | .571 | 33 | 44 | .429 | 1961 | 40 | 41 | .494 | 38 | 42 | .475 |
| 1917 | 44 | 34 | .564 | 44 | 32 | .579 | 1962 | 43 | 38 | .531 | 37 | 44 | .457 |
| 1918 | 38 | 22 | .633 | 35 | 32 | .522 | 1963 | 41 | 40 | .506 | 38 | 43 | .469 |
| 1919 | 44 | 25 | .638 | 40 | 30 | .571 | 1964 | 41 | 40 | .506 | 38 | 43 | .469 |
| 1920 | 51 | 27 | .654 | 47 | 29 | .618 | 1965 | 52 | 30 | .634 | 35 | 45 | .438 |
| 1921 | 51 | 26 | .662 | 43 | 34 | .558 | 1966 | 41 | 40 | .506 | 40 | 41 | .494 |
| 1922 | 44 | 35 | .557 | 34 | 41 | .453 | 1967 | 36 | 45 | .444 | 39 | 42 | .481 |
| 1923 | 42 | 36 | .538 | 40 | 35 | .533 | 1968 | 43 | 37 | .538 | 43 | 38 | .531 |
| 1924 | 37 | 38 | .493 | 30 | 48 | .385 | 1969 | 33 | 48 | .407 | 29 | 51 | .363 |
| 1925 | 37 | 39 | .487 | 33 | 45 | .423 | 1970 | 43 | 38 | .531 | 33 | 48 | .407 |
| 1926 | 49 | 31 | .613 | 39 | 35 | .527 | 1971 | 29 | 52 | .358 | 31 | 50 | .383 |
| 1927 | 35 | 42 | .455 | 31 | 45 | .408 | 1972 | 43 | 34 | .558 | 29 | 50 | .367 |
| 1928 | 28 | 49 | .364 | 34 | 43 | .442 | 1973 | 34 | 47 | .420 | 37 | 44 | .457 |
| 1929 | 44 | 32 | .579 | 37 | 39 | .487 | 1974 | 40 | 41 | .494 | 37 | 44 | .457 |
| 1930 | 44 | 33 | .571 | 37 | 40 | .481 | 1975 | 41 | 39 | .513 | 38 | 41 | .481 |
| 1931 | 45 | 31 | .592 | 33 | 45 | .423 | 1976 | 44 | 35 | .557 | 37 | 43 | .463 |
| 1932 | 43 | 33 | .566 | 44 | 32 | .579 | 1977 | 37 | 44 | .457 | 34 | 46 | .425 |
| 1933 | 45 | 32 | .584 | 30 | 44 | .405 | 1978 | 42 | 36 | .538 | 27 | 54 | .333 |
| 1934 | 47 | 31 | .603 | 38 | 38 | .500 | 1979 | 47 | 34 | .580 | 34 | 46 | .425 |
| 1935 | 48 | 29 | .623 | 34 | 42 | .447 | 1980 | 44 | 35 | .557 | 35 | 46 | .432 |
| 1936 | 49 | 30 | .620 | 31 | 44 | .413 | 1981 | 25 | 29 | .463 | 27 | 22 | .551 |
| 1937 | 50 | 28 | .641 | 33 | 43 | .434 | 1982 | 41 | 40 | .506 | 37 | 44 | .457 |
| 1938 | 46 | 30 | .605 | 40 | 36 | .526 | 1983 | 36 | 45 | .444 | 34 | 47 | .420 |
| 1939 | 44 | 33 | .571 | 43 | 34 | .558 | 1984 | 41 | 39 | .513 | 34 | 48 | .415 |
| 1940 | 51 | 30 | .630 | 38 | 35 | .521 | 1985 | 38 | 43 | .469 | 22 | 59 | .272 |
| 1941 | 42 | 35 | .545 | 33 | 44 | .429 | 1986 | 45 | 35 | .563 | 39 | 43 | .476 |
| 1942 | 39 | 39 | .500 | 36 | 40 | .474 | 1987 | 35 | 46 | .432 | 26 | 55 | .321 |
| 1943 | 44 | 33 | .571 | 38 | 38 | .500 | 1988 | 44 | 37 | .543 | 34 | 47 | .420 |
| 1944 | 39 | 38 | .506 | 33 | 44 | .429 | 1989 | 41 | 40 | .506 | 32 | 49 | .395 |
| 1945 | 44 | 33 | .571 | 29 | 39 | .426 | 1990 | 41 | 40 | .506 | 36 | 45 | .444 |

YEAR-BY-YEAR HOME/ROAD BREAKDOWN (continued)

| YEAR | HOME | | | ROAD | | | YEAR | HOME | | | ROAD | | |
|------|------|----|------|------|----|------|--------------|-------------|-------------|-------------|-------------|-------------|-------------|
| | W | L | PCT | W | L | PCT | | W | L | PCT | W | L | PCT |
| 1991 | 30 | 52 | .366 | 27 | 53 | .338 | 2003 | 38 | 43 | .469 | 30 | 51 | .370 |
| 1992 | 41 | 40 | .506 | 35 | 46 | .432 | 2004 | 44 | 37 | .543 | 36 | 45 | .444 |
| 1993 | 46 | 35 | .568 | 30 | 51 | .370 | 2005 | 43 | 38 | .531 | 50 | 31 | .617 |
| 1994 | 35 | 16 | .686 | 31 | 31 | .500 | 2006 | 44 | 37 | .543 | 34 | 47 | .420 |
| 1995 | 54 | 18 | .750 | 46 | 26 | .639 | 2007 | 51 | 29 | .638 | 45 | 37 | .549 |
| 1996 | 51 | 29 | .638 | 48 | 33 | .593 | 2008 | 45 | 36 | .556 | 36 | 45 | .444 |
| 1997 | 44 | 37 | .543 | 42 | 38 | .525 | 2009 | 35 | 46 | .432 | 30 | 51 | .370 |
| 1998 | 46 | 35 | .568 | 43 | 38 | .531 | 2010 | 38 | 43 | .469 | 31 | 50 | .383 |
| 1999 | 47 | 34 | .580 | 50 | 31 | .617 | 2011 | 44 | 37 | .543 | 36 | 45 | .444 |
| 2000 | 48 | 33 | .593 | 42 | 39 | .519 | 2012 | 37 | 44 | .457 | 31 | 50 | .383 |
| 2001 | 44 | 36 | .550 | 47 | 35 | .573 | TOTAL | 4761 | 3944 | .547 | 4078 | 4599 | .470 |
| 2002 | 39 | 42 | .481 | 35 | 46 | .432 | | | | | | | |

INDIANS MISCELLANEOUS RECORDS

| | |
|--|--|
| Most players, season..... | 59; 2002 |
| Most pitchers, season..... | 32; 2000 (American League Record) |
| Most position players, season..... | 31; 1912 |
| Fewest players, season..... | 24; 1904 |
| Longest game, innings..... | 22; at Minnesota, August 31, 1993 |
| Longest game, time, 9 innings, road..... | 4:21; at Texas, August 31, 2000 |
| Longest game, time, 9 innings, home..... | 4:19; April 28, 2009 vs. Boston |
| Longest game, time extra innings..... | 6:36; vs. Minnesota, May 7, 1995 |
| Longest winning streak..... | 13; 1942 and 1951 |
| Longest losing streak..... | 12; 1931 |
| Largest deficit overcome @..... | 12 runs, August 5, 2001 vs. Seattle |
| Largest blown lead @..... | 12 runs; 15-3, at Philadelphia, June 15, 1925 |
| Largest margin of victory..... | 24; vs. Boston, July 7, 1923 (27-3 win) |
| Largest margin of defeat..... | 21; at Minnesota, June 4, 2002 (23-2 loss) 21; at Detroit, September 15, 1901 (21-0 loss) |
| Youngest to play for Indians..... | Bob Feller; 17 years old, 1936 |
| Oldest to play for Indians..... | Phil Niekro; 48 years old, 1987 |
| Most home wins..... | 59; 1954 |
| Most home losses..... | 52; 1971, 1991 |
| Best home record..... | 59-18; 1954 |
| Most road wins..... | 52; 1954 |
| Most road losses..... | 59; 1985 |
| Best road record..... | 52-25; 1948 |
| Indians games, 20 innings or more..... | 22; at Minnesota, August 31, 1993 21; at Chicago, May 26, 1973 (completed on 5/28/73 at Chicago) 20; vs. Washington, September 14, 1971 (completed on 9/20/71 at Washington) |
| Fewest home wins..... | 27; 1915 |
| Fewest home losses..... | 18; 1954 |
| Worst home record..... | 29-52; 1971 |
| Fewest road wins..... | 19; 1914 |
| Fewest road losses..... | 25; 1954 |
| Worst road record..... | 19-55; 1914 |

@ Tied Major League Record

1920 WORLD SERIES REVIEW

vs. BROOKLYN ROBINS - INDIANS win best-of-nine series, 5-2

Game #1 - Tuesday, October 5 - at BROOKLYN

Catcher Steve O'Neill drove in two runs with a pair of doubles as the Indians won the series opener 3-1. Hall of Fame righthander Stan Coveleski tossed a neat five hitter while walking only one. Rightfielder Joe Wood knocked in the Tribe's other run, also with a double.

| | | |
|-----------------------|----------------------|-------|
| CLEVELAND | 020 100 000 | 3 5 0 |
| BROOKLYN | 000 000 100 | 1 5 1 |
| WP - Coveleski | LP - Marquard | |
| Att. | 23,573 | |

Game #2 - Wednesday, October 6 - at BROOKLYN

Hall of Famer Burleigh Grimes opened his World Series career with a shutout as the Dodgers evened the series with a 3-0 victory. Rightfielder Tommy Griffith drove in two runs on a pair of hits, one of them a double. Leftfielder Zack Wheat had the other Dodger RBI.

| | | |
|--------------------|-------------------|-------|
| CLEVELAND | 000 000 000 | 0 7 1 |
| BROOKLYN | 101 010 00x | 3 7 0 |
| WP - Grimes | LP - Bagby | |
| Att. | 22,559 | |

Game #3 - Thursday, October 7 - at BROOKLYN

Lefthander Sherry Smith's three-hitter gave Brooklyn a 2-1 win and a two-games-to-one advantage in the series. The Dodger runs were driven in by Zack Wheat and centerfielder Hy Myers. The Tribe's lone run was unearned.

| | | |
|----------------------|----------------------|-------|
| CLEVELAND | 000 100 000 | 1 3 1 |
| BROOKLYN | 200 000 000 | 2 6 1 |
| WP - S. Smith | LP - Caldwell | |
| Att. | 25,088 | |

Game #4 - Saturday, October 9 - at CLEVELAND

The Indians exploded for 12 hits in a 5-1 win that evened the series at two games apiece. Stan Coveleski won his second series decision tossing his second straight five-hitter. Second baseman Bill Wambsganss, shortstop Joe Sewell, and centerfielder-manager Tris Speaker led the attack with two hits apiece.

| | | |
|-----------------------|--------------------|--------|
| BROOKLYN | 000 100 000 | 1 5 1 |
| CLEVELAND | 202 001 00x | 5 12 2 |
| WP - Coveleski | LP - Cadore | |
| Att. | 25,734 | |

Game #5 - Sunday, October 10 - at CLEVELAND

Indian second baseman Bill Wambsganss made the only unassisted triple play in World Series history as the Tribe regained the lead in the series with an 8-1 win. Jim Bagby, a 31-game winner for the Tribe in the regular season, picked up the victory and helped his own cause with a home run. Rightfielder Elmer Smith hit the first grand slam home run in World Series history.

| | | |
|-------------------|--------------------|--------|
| BROOKLYN | 000 000 001 | 1 13 1 |
| CLEVELAND | 400 310 00x | 8 12 2 |
| WP - Bagby | LP - Grimes | |
| Att. | 26,884 | |

Game #6 - Monday, October 11 - at CLEVELAND

Lefthander Walter (Duster) Mails hurled a nifty three-hit, 1-0 shutout as the Tribe moved to within one victory of the world championship. First baseman George Burns drove in the game's only run, doubling in Tris Speaker.

| | | |
|-------------------|----------------------|-------|
| BROOKLYN | 000 000 000 | 0 3 0 |
| CLEVELAND | 000 001 00x | 1 7 3 |
| WP - Mails | LP - S. Smith | |
| Att. | 27,194 | |

Game #7 - Tuesday, October 12 - at CLEVELAND

Stan Coveleski notched a record tying third series victory, a 3-0 shutout, leading the Indians to their first world championship. The win was Coveleski's third five-hitter and the second straight shutout by Tribe pitching. Leftfielder Charlie Jamieson drove in one run with a double and Tris Speaker knocked in another with a triple.

| | | |
|-----------------------|--------------------|-------|
| BROOKLYN | 000 000 000 | 0 5 2 |
| CLEVELAND | 000 110 10x | 3 7 3 |
| WP - Coveleski | LP - Grimes | |
| Att. | 27,525 | |

LIKE FATHER, LIKE SON

Three members of the 1948 World Champion Cleveland Indians fathered sons who later also played in the World Series. Jim Hegan's son, Mike, played for the Yankees in the 1964 World Series, Ray Boone's son, Bob, played in the 1980 World Series, and Bob Kennedy's son, Terry, played in the 1984 World Series. Ray's grandson, Bret, appeared in the 1999 World Series for the Braves.

(Source: **The Great Book of Baseball Knowledge** by David Nemeec, 1999)

1948 AMERICAN LEAGUE PENNANT PLAYOFF GAME

vs. BOSTON RED SOX - INDIANS win A.L. pennant with an 8-3 victory

The 1948 regular season came to a close with the Indians and Boston Red Sox in a first-place tie with identical records of 96-58. This made necessary the first championship playoff game in American League history, and only the second ever playoff in major league history.

Monday, October 4 - at Boston (AL)

Rookie southpaw Gene Bearden, pitching with just one day's rest, fired a five-hitter, enabling the Indians to advance to the World Series with an 8-3 championship playoff victory. Lou Boudreau went four for four at the plate, belting two home runs and scoring three times. Third baseman Ken Keltner had three hits including a homer, double and three RBI. Larry Doby doubled twice and Jim Hegan drove in a run with an infield out. Second baseman Bobby Doerr had a two run homer for the Red Sox.

| | | | | | | |
|--------------|-----|-----|----------------|---|----|---|
| CLEVELAND | 100 | 410 | 011 | 8 | 13 | 1 |
| BOSTON (AL) | 100 | 002 | 000 | 3 | 5 | 1 |
| WP - Bearden | | | LP - Galehouse | | | |

1948 WORLD SERIES REVIEW

vs. BOSTON BRAVES - INDIANS win best-of-seven series, 4-2

Game #1 - Wednesday, October 6 - at BOSTON

Bob Feller pitched a masterful two-hitter but the Indians went down to defeat in the series opener 1-0. Johnny Sain allowed the Indians just four hits in picking up the win for the Braves. Rightfielder Tommy Holmes drove in the game's lone run in the eighth inning.

| | | | | | | |
|-----------|-----|-----|-------------|---|---|---|
| CLEVELAND | 000 | 000 | 000 | 0 | 4 | 0 |
| BOSTON | 000 | 000 | 01x | 1 | 2 | 2 |
| WP - Sain | | | LP - Feller | | | |

Att. 40,135

Game #2 - Thursday, October 7 - at BOSTON

The Tribe bounced back with a 4-1 win behind the eight-hit pitching of Bob Lemon. Centerfielder Larry Doby and shortstop-manager Lou Boudreau paced the hitters with two hits apiece, including a double and RBI for each man. Second baseman Joe Gordon also drove in a run.

| | | | | | | |
|-----------------|-----|-----|------------|---|---|---|
| CLEVELAND | 000 | 210 | 001 | 4 | 8 | 1 |
| BOSTON | 100 | 000 | 000 | 1 | 8 | 3 |
| WP - Lemon (CG) | | | LP - Spahn | | | |

Att. 39,633

Game #3 - Friday, October 8 - at CLEVELAND

Lefty Gene Bearden, a 20-game winner during the regular season, hurled a five-hitter leading the Tribe to a 2-0 victory. He also had two hits including a double. Catcher Jim Hegan knocked in a run for the Tribe with a fourth inning single.

| | | | | | | |
|--------------|-----|-----|---------------|---|---|---|
| BOSTON | 000 | 000 | 000 | 0 | 5 | 1 |
| CLEVELAND | 001 | 100 | 00x | 2 | 5 | 0 |
| WP - Bearden | | | LP - Bickford | | | |

Att. 70,306

Game #4 - Saturday, October 9 - at CLEVELAND

In yet another pitcher's battle before a World Series record crowd, the Tribe's Steve Gromek outdueled Johnny Sain for a 2-1 win. Lou Boudreau drove in one run with a double while Larry Doby drove in the other with a 410-foot home run. The Braves' lone tally came across on a homer by leftfielder Marv Rickert.

| | | | | | | |
|-------------|-----|-----|-----------|---|---|---|
| BOSTON | 000 | 000 | 100 | 1 | 7 | 0 |
| CLEVELAND | 101 | 000 | 00x | 2 | 5 | 0 |
| WP - Gromek | | | LP - Sain | | | |

Att. 81,897

Game #5 - Sunday, October 10 - at CLEVELAND

Another record-breaking crowd was on hand at Municipal Stadium hoping to see the Indians wrap up the series but they went away disappointed. The Braves unleashed 12 hits in a 11-5 win. Every player in Boston's lineup, including starting pitcher Nels Potter, had at least one hit. Jim Hegan and leftfielder Dale Mitchell had circuit clouts for the home team.

| | | | | | | |
|------------|-----|-----|-------------|----|----|---|
| BOSTON | 301 | 001 | 600 | 11 | 12 | 0 |
| CLEVELAND | 100 | 400 | 000 | 5 | 6 | 2 |
| WP - Spahn | | | LP - Feller | | | |

Att. 86,288

Game #6 - Monday, October 11 - at BOSTON

The Indians win their second world championship with a hard-fought 4-3 victory. Bob Lemon notched his second series triumph with relief help from Gene Bearden. First baseman Eddie Robinson had two hits and an RBI. Joe Gordon belted a homer to drive in a run, while Lou Boudreau and Jim Hegan also had RBI.

| | | | | | | |
|------------|-----|-----|---------------|---|----|---|
| CLEVELAND | 001 | 002 | 010 | 4 | 10 | 0 |
| BOSTON | 000 | 100 | 020 | 3 | 9 | 0 |
| WP - Lemon | | | LP - Voiselle | | | |

Att. 40,103

1954 WORLD SERIES REVIEW

vs. NEW YORK GIANTS - GIANTS win best-of-seven series, 4-0

Game #1 - Wednesday, September 29 - at NEW YORK

A pinch-hit home run with one out in the tenth inning by Dusty Rhodes lifted the Giants to a 5-2 victory. The blast spoiled a four for five plate performance by the Indians Vic Wertz. Willie Mays helped send the game into extra frames with his famous over-the-shoulder catch of Wertz' 460-foot drive in the eighth inning.

| | | |
|---------------------|-------------------|-------|
| CLEVELAND | 200 000 000 0 | 2 8 0 |
| NEW YORK | 002 000 000 3 | 5 9 3 |
| WP - Grissom | LP - Lemon | |
| Att. 52,751 | | |

Game #2 - Thursday, September 30 - at NEW YORK

Despite Al Smith's homer leading off the game and the combined four- hit pitching of Early Wynn and Don Mossi, the Giants won game two 3-1. Dusty Rhodes was once again the hitting hero, belting a homer and single to drive in two runs. Southpaw Johnny Antonelli held the Tribe to eight hits to pick up the victory.

| | | |
|-----------------------|------------------|-------|
| CLEVELAND | 100 000 000 | 1 8 0 |
| NEW YORK | 000 020 10x | 3 4 0 |
| WP - Antonelli | LP - Wynn | |
| Att. 49,099 | | |

Game #3 - Friday, October 1 - at CLEVELAND

Ruben Gomez and Hoyt Wilhelm combined on a four-hitter leading the Giants to a 6-2 victory and a three-games-to none series lead. Once again, Dusty Rhodes came off the bench to deliver a key hit, this one a single that knocked in two runs. Willie Mays had three hits and two RBI for the winners. Vic Wertz' homer and Al Smith's bases-loaded walk accounted for the Tribe's two runs.

| | | |
|--------------------|--------------------|--------|
| NEW YORK | 103 011 000 | 6 10 1 |
| CLEVELAND | 000 000 110 | 2 4 2 |
| WP - Gomez | LP - Garcia | |
| Att. 71,555 | | |

Game #4 - Saturday, October 2 - at CLEVELAND

With a 7-4 win in game four, the Giants became the second NL team to sweep a series in four straight games. In winning their fifth World Series, New York defeated a Cleveland squad that had won a record 111 games in the regular season. Leftfielder Monte Irvin and catcher Wes Westrum each had two RBI for the Giants. Three of the Indians' runs came on Hank Majeski's fifth inning pinch-hit HR. Pinch-hitter Rudy Regalado knocked in the Tribe's other run with a single.

| | | |
|--------------------|-------------------|--------|
| NEW YORK | 021 040 000 | 7 10 3 |
| CLEVELAND | 000 030 100 | 4 6 2 |
| WP - Liddle | LP - Lemon | |
| Att. 78,102 | | |

1995 DIVISION SERIES REVIEW

vs. BOSTON RED SOX - INDIANS win best-of-five series, 3-0

Game #1 - Tuesday, October 3 (N) - at CLEVELAND

Tony Pena's 2-out, 13th inning solo homer off Zane Smith gave the Tribe the 5-4 victory in their first playoff game since October 2, 1954. Game also featured home runs by John Valentin, Tim Lincecum and Luis Alicea. Albert Belle's homer in the 11th inning tied the game, 4-4, and led to Boston manager Kevin Kennedy claiming Belle's bat for illegalities (bat later found clean). Roger Clemens and Dennis Martinez started. Belle went 2-5 with a 2B, HR and 3 RBI. Luis Alicea was 4-5 with a 2B, HR and an RBI.

| | | |
|---|--------------------|----------------|
| BOSTON | 002 000 010 010 0 | 4 11 2 |
| CLEVELAND | 000 003 000 010 1 | 5 10 2 |
| WP - K Hill | LP - ZSmith | T: 5:01 |
| Att. 44,218 | | |
| HR: BOS - JValentin, Naehring, Alicea; CLE - Belle, Pena | | |

Game #2 - Wednesday, October 4 (N) - at CLEVELAND

Tribe bests Red Sox, 4-0, as Orel Hershiser shutout the Sox for 7.1 innings, allowing just 3 hits with 7 strike outs. With the win Orel improved to 5-0 lifetime in the post-season. Eddie Murray homered and tripled (2-4, 2 RBI) off Eric Hanson while Omar Vizquel doubled in 2 runs in the 5th inning to break a 0-0 tie. Mesa, Tavarez & Assenmacher completed the shutout. Red Sox held to just 3 hits in the loss.

| | | |
|-------------------------|--------------------|----------------|
| BOSTON | 000 000 000 | 0 3 1 |
| CLEVELAND | 000 020 02x | 4 4 2 |
| WP - Hershiser | LP - Hanson | T: 2:33 |
| Att. 44,264 | | |
| HR: CLE - Murray | | |

Game #3 - Friday, October 6 (N) - at BOSTON

Indians complete the sweep in Fenway Park with 8-2 win. Jim Thome's 2-run homer off Tim Wakefield in the 2nd inning opened the scoring, for the game Thome collected 3 RBI. The Tribe plated 5 in the 6th with RBIs from Sorrento, Alomar, Vizquel (2) and Baerga. Charles Nagy went 7 innings, allowing just 4 hits and 1 earned run. Mo Vaughn and Jose Canseco were a combined 0-27 in the series.

| | | |
|------------------------|-----------------------|----------------|
| CLEVELAND | 021 005 000 | 8 11 2 |
| BOSTON | 000 100 010 | 2 7 1 |
| WP - Nagy | LP - Wakefield | T: 3:18 |
| Att. 34,211 | | |
| HR: CLE - Thome | | |

1995 LEAGUE CHAMPIONSHIP SERIES REVIEW

vs. SEATTLE MARINERS - INDIANS win best-of-seven series, 4-2

Game #1 - Tuesday, October 10 (N) - at SEATTLE
Mariners take Game 1 as rookie Bob Wolcott holds the Tribe 2 runs on 8 hits over 7.0 innings. Mike Blowers homer in the 2nd and a Sojo double in the 7th that broke a 2-2 tie provided the Seattle offense.

| | | |
|--------------------------------|---------------|----------------------|
| CLEVELAND | 001 000 100 | 2 10 1 |
| SEATTLE | 020 000 10x | 3 7 0 |
| WP - Wolcott | LP - Martinez | T: 3:07 Att. 57, 065 |
| HR: CLE - Belle; SEA - Blowers | | |

Game #2 - Wednesday, October 11 (N) - at SEATTLE
Orel Hershiser (8.0IP, 4H, 1R/ER) notched his 2nd win of the post-season and improved to 6-0 in his career. Manny Ramirez was 4-4 with 2 homers, 2 RBI and became first Indian ever to hit 2 homers in a post-season game.

| | | |
|---|--------------|----------------------|
| CLEVELAND | 000 022 010 | 5 12 0 |
| SEATTLE | 000 001 001 | 2 6 1 |
| WP - Hershiser | LP - Belcher | T: 3:14 Att. 58, 144 |
| HR: CLE - Ramirez (2); SEA - Buhner, Griffey, Jr. | | |

Game #3 - Friday, October 13 (N) - at CLEVELAND
Jay Buhner's 2-out, 3-run homer in the 11th inning off Eric Plunk was the Tribe's first extra inning loss of the season (14-0). Nagy started and pitched 8 strong innings (5H, 2R/1ER) vs Randy Johnson, (8.0IP, 4H, 2R).

| | | |
|----------------------|----------------|---------------------|
| SEATTLE | 011 000 000 03 | 5 9 1 |
| CLEVELAND | 000 100 010 00 | 2 4 2 |
| WP - Charlton | LP - Tavarez | T: 3:18 Att. 43,643 |
| HR: SEA - Buhner (2) | | |

Game #4 - Saturday, October 14 (N) - at CLEVELAND
The Indians, who played without Albert Belle and Sandy Alomar, scored 3 times in the first inning, 2 coming on a HR by Eddie Murray off Benes. Ken Hill shut out the M's on 5 hits over 7 innings.

| | | |
|-------------------------|----------------|---------------------|
| SEATTLE | 000 000 000 | 0 6 1 |
| CLEVELAND | 312 001 00x | 7 9 0 |
| WP - K.Hill | LP - An. Benes | T: 3:30 Att. 43,686 |
| HR: CLE - Murray, Thome | | |

Game #5 - Sunday, October 15 (N) - at CLEVELAND
Mariners took a 2-1 lead into the bottom of the 6th inning before a Jim Thome, 2-run blast off Chris Bosio put the Tribe ahead to stay at 3-2. LCS MVP Orel Hershiser picked up his second win of the series.

| | | |
|-----------------|-------------|---------------------|
| SEATTLE | 001 010 000 | 2 5 2 |
| CLEVELAND | 100 002 00x | 3 10 4 |
| WP - Hershiser | LP - Bosio | T: 3:37 Att. 43,607 |
| HR: CLE - Thome | | |

Game #6 - Tuesday, October 17 (N) - at SEATTLE
Indians assure their first World Series appearance in 41 years as Dennis Martinez (7.0IP, 4H, 0R) notched his first career post-season win. Indians got to Randy Johnson in the 5th inning on a Lofton single, then put the game away in the 8th by notching 3 runs (PB by Dan Wilson allowed 2 to score as Lofton scored from 2nd base). In the series the Tribe starters were 4-1 with a 1.28 ERA.

| | | |
|------------------|--------------|---------------------|
| CLEVELAND | 000 010 030 | 4 8 0 |
| SEATTLE | 000 000 000 | 0 4 1 |
| WP - Martinez | LP - Johnson | T: 2:54 Att. 58,489 |
| HR: CLE - Baerga | | |

LONG TIME BETWEEN STARTS

When Dennis Martinez started in the second game for Cleveland in the 1995 World Series, he set a record for the longest time between his first and second World Series starts. His first World Series start came 16 years earlier with the Orioles in 1979. Another former Tribe pitcher, Steve Carlton, had held the record with 13 seasons between his first World Series start (with the Cardinals in 1967) and his second (with the Phillies in 1980). (Source: **The Great Book of Baseball Knowledge** by David Nemeč, 1999)

MISSING TWENTY

The 1995 Indians are one of just four teams in AL history to win 100 or more games without a 20-game winner. The others were the 1984 Tigers, 1941 Yankees, and 1915 Red Sox. Cleveland's win leaders in 1995 were Charles Nagy and Dennis Martinez, each with 16 wins. Nine NL teams have won 100 or more games without a 20-game winner. (Source: **The Great Book of Baseball Knowledge** by David Nemeč, 1999)

1995 WORLD SERIES REVIEW

vs. ATLANTA BRAVES - BRAVES win best-of-seven series, 4-2

Game #1 - Saturday, October 21 (N) - at ATLANTA
Greg Maddux (9.0IP, 2H, 2R/0ER) was masterful as Atlanta scored in the 2nd on a solo HR by Fred McGriff and 2 in the 7th on a fielders choice and a squeeze bunt by Rafael Belliard. The loss was Hershiser's first career post-season loss in 8 decisions.

| | | |
|--|-----------------------|----------------------------|
| CLEVELAND | 100 000 001 | 2 2 0 |
| ATLANTA | 010 000 20x | 3 3 2 |
| WP - Maddux | LP - Hershiser | T: 2:37 Att. 51,876 |
| HR: CLE - Murray; ATL - McGriff | | |

Game #2 - Sunday, October 22 (N) - at ATLANTA
Game's decisive moment came in 6th inning when Javy Lopez hit a 2-run homer off Dennis Martinez, breaking a 2-2 tie.

| | | |
|--------------------------------------|----------------------|----------------------------|
| CLEVELAND | 020 000 100 | 3 6 2 |
| ATLANTA | 002 002 00x | 4 8 2 |
| WP - Glavine | LP - Martinez | T: 3:17 Att. 51,877 |
| HR: CLE - Murray; ATL - Lopez | | |

Game #3 - Tuesday, October 24 (N) - at CLEVELAND
Eddie Murray's single in the 11th inning won it for the Tribe as Jose Mesa worked the final 3 innings for the victory. First World Series victory for Tribe since 1948.

| | | |
|----------------------------------|------------------|----------------------------|
| ATLANTA | 100 001 130 00 | 6 12 1 |
| CLEVELAND | 202 000 110 01 | 7 12 2 |
| WP - Mesa | LP - Pena | T: 4:09 Att. 43,584 |
| HR: ATL - Klesko, McGriff | | |

Game #4 - Wednesday, October 25 (N) - at CLEVELAND
Braves take a 3 games to 1 advantage over the Tribe and Ken Hill with a 5-2 victory. The Braves broke a 1-1 tie in the 6th inning with a 3 spot, 2 coming on a 2-out single by David Justice to right field.

| | | |
|---|------------------|----------------------------|
| ATLANTA | 000 001 301 | 5 11 1 |
| CLEVELAND | 000 001 001 | 2 6 0 |
| WP - Avery | LP - Hill | T: 3:14 Att. 43,578 |
| HR: ATL - Klesko; CLE - Belle, Ramirez | | |

Game #5 - Thursday, October 26 (N) - at CLEVELAND
The Indians beat the Braves and Maddux, 5-4, sending the series back to Atlanta. The Tribe opened the scoring in the first on a 2-run, opposite field homer by Belle. The Indians broke the 2-2 tie in the 6th on singles by Jim Thome & Manny Ramirez.

| | | |
|--|--------------------|----------------------------|
| ATLANTA | 000 110 002 | 4 7 0 |
| CLEVELAND | 200 002 01x | 5 8 1 |
| WP - Hershiser | LP - Maddux | T: 2:33 Att. 43,595 |
| HR: ATL - Polonia, Klesko; CLE - Belle, Thome | | |

Game #6 - Saturday, October 28 (N) - at ATLANTA
The Braves captured their first championship since 1957 as Series MVP Tom Glavine and Mark Wohlers held the Tribe to a season-low 1 hit (bloop single by Tony Pena in the 6th). The game's only run came in the 6th inning on a lead-off, solo HR by David Justice off Jim Poole. For the series, Atlanta pitchers held the Tribe bats in check with a .179 batting average.

| | | |
|--------------------------|-------------------|----------------------------|
| CLEVELAND | 000 000 000 | 0 1 1 |
| ATLANTA | 000 001 00x | 1 6 0 |
| WP - Glavine | LP - Poole | T: 3:02 Att. 51,875 |
| HR: ATL - Justice | | |

1996 DIVISION SERIES REVIEW

vs. BALTIMORE ORIOLES - ORIOLES win best-of-five series, 3-1

Game #1 - Tuesday, October 1 (D) - at BALTIMORE
Brady Anderson led off the game with a HR as the Tribe knotted the score in the 2nd on a Manny Ramirez HR but relinquished the lead for good in the bottom half of the 2nd on BJ Surhoff's 1st of 2HR on the day. Baltimore put the game away in the 6th as they scored 5 times, four coming on a Bobby Bonilla grand slam off Paul Shuey.

| | | |
|--|------------------|----------------------------|
| CLEVELAND | 010 200 100 | 4 10 0 |
| BALTIMORE | 112 005 10x | 10 12 1 |
| WP - Wells | LP - Nagy | T: 3:25 Att. 47,644 |
| HR: CLE - Ramirez; BAL - Anderson, Surhoff (2), Bonilla | | |

Game #2 - Wednesday, October 2 (D) - at BALTIMORE
O's took 4-0 lead as Scott Erickson shut out the Tribe on 3 hits over the first 5.0 innings. Three Oriole runs in the 5th came on Brady Anderson's 2nd HR of the series, a 2-out 1B by Cal Ripken and a double to left by Eddie Murray. Tribe scored 3 in the 6th, two on a homer by Albert Belle off Scott Erickson.

| | | |
|--|-------------------|----------------------------|
| CLEVELAND | 000 003 010 | 4 8 2 |
| BALTIMORE | 100 030 03x | 7 9 2 |
| WP - Benitez | LP - Plunk | T: 3:27 Att. 48,970 |
| HR: CLE - Belle; BAL - Anderson | | |

Game #3 - Friday, October 4 (D) - at CLEVELAND
Tribe tied it at 4-4 in the bottom of the 4th on a Seitzer 2-out single. Score remained tied until the bottom of the 7th when Albert Belle hit a grand slam HR off Armando Benitez after Jesse Orosco walked the bases loaded.

| | | |
|--|--------------------|----------------------------|
| BALTIMORE | 010 300 000 | 4 8 2 |
| CLEVELAND | 120 100 41x | 9 10 0 |
| WP - Assenmacher | LP - Orosco | T: 3:44 Att. 44,250 |
| HR: BAL - Surhoff; CLE - Ramirez, Belle | | |

Game #4 - Saturday, October 5 (D) - at CLEVELAND
Tribe's season ends on Roberto Alomar's 12th inning HR off Jose Mesa. In the game the Indians set an all-time playoff record by striking out 23 Orioles, 12 of them by starter Charles Nagy (6.0IP, 6H, 2R, 12SO). Tribe was held hitless over the final 5.0 innings. In the series the Indians hit .245 (35-143) as a team with a team ERA of 5.84 (37.0IP, 43H, 24ER).

| | | |
|--|------------------|----------------------------|
| BALTIMORE | 020 000 001 001 | 4 14 1 |
| CLEVELAND | 000 210 000 000 | 3 7 1 |
| WP - Benitez | LP - Mesa | T: 4:41 Att. 44,280 |
| HR: BAL - Palmiero, Bonilla, Alomar | | |

1997 DIVISION SERIES REVIEW

vs. NEW YORK YANKEES - INDIANS win best-of-five series, 3-2

Game #1 - Tuesday, September 30 (N) at NEW YORK

Indians scored 5 runs in the first inning off David Cone (3.1IP, 7H, 6R), three coming on a homer by Sandy Alomar. Yankees blew the game open in the 6th, scoring 5 runs on a Rey Sanchez single followed by back-to-back-to-back homers by Raines (2-run), Derek Jeter & Paul O'Neill. Yankees became the first team in post-season history to hit 3 straight homers.

| | | | | | | |
|---|-------------------|-----------------|--------------------|---|----|---|
| CLEVELAND | 500 | 100 | 000 | 6 | 11 | 0 |
| NEW YORK | 010 | 115 | 00x | 8 | 11 | 0 |
| WP - Mendoza | LP - Plunk | T : 3:28 | Att. 57,398 | | | |
| HR : CLE - Alomar; NY - T. Martinez, Raines, Jeter, O'Neill | | | | | | |

Game #2 - Thursday, October 2 (N) at NEW YORK

The Yankees took a 3-0 1st inning lead off Jaret Wright (6.0IP, 3H, 3R/ER, 4BB, 5SO). In the start Wright became the youngest pitcher in Division Series history (21Y, 9M, 4D). The Indians rallied back for 5 runs off Pettitte (5.0IP, 9H, 7R) with 2 outs on 5 hits. The Indians added 2 in the 5th inning on a 2-run HR by Matt Williams that chased Pettitte.

| | | | | | | |
|--|----------------------|-----------------|--------------------|---|----|---|
| CLEVELAND | 000 | 520 | 000 | 7 | 11 | 1 |
| NEW YORK | 300 | 000 | 011 | 5 | 7 | 2 |
| WP - Wright | LP - Pettitte | T : 3:32 | Att. 57,360 | | | |
| HR : NY - Williams, Jeter; CLE - Williams | | | | | | |

Game #3 - Saturday, October 4 (night) at CLEVELAND

Wells (9.0IP, 5H, 1R/ER, 0BB, 1SO) outstanding as NY opened the scoring in the first inning on a Paul O'Neill single. The big blow came in the 4th as Charles Nagy (3.2IP, 2H, 5R/4ER, 6BB, 1SO) walked the bases full and was removed with 2 outs in favor of Chad Ogea, who allowed a grand slam to Paul O'Neill.

| | | | | | | |
|---------------------------------|------------------|-----------------|--------------------|---|---|---|
| NEW YORK | 101 | 400 | 000 | 6 | 4 | 1 |
| CLEVELAND | 010 | 000 | 000 | 1 | 5 | 1 |
| WP - Wells | LP - Nagy | T : 2:59 | Att. 45,274 | | | |
| HR : NY - O'Neill | | | | | | |

Game #4 - Sunday, October 5 (night) at CLEVELAND

Indians overcome a 2-1 deficit in the bottom of the 8th inning, 4 outs from elimination. Mariano Rivera relieved with 1 out in the 8th before Sandy Alomar hit a 2-0 fastball into the RF seats. The Indians plated the game-winning run in the 9th inning on an Omar Vizquel infield single off Ramiro Mendoza's glove scored Marquis Grissom.

| | | | | | | |
|-----------------------------------|---------------------|-----------------|--------------------|---|---|---|
| NEW YORK | 200 | 000 | 000 | 2 | 9 | 1 |
| CLEVELAND | 010 | 000 | 011 | 3 | 9 | 0 |
| WP - Jackson | LP - Mendoza | T : 3:22 | Att. 45,231 | | | |
| HR : CLE - Justice, Alomar | | | | | | |

Game #5 - Monday, October 6 (night) at CLEVELAND

Jaret Wright (5.1IP, 8H, 3R/2ER) won for the 2nd time as The Indians broke the ice with 3 runs in the 3rd inning on a 2-out, 2-run 2B by Manny Ramirez followed by an RBI single by Matt Williams. The Yankees threatened in the 7th, but Jim Thome made a great diving stop on an O'Neill grounder in the hole.

| | | | | | | |
|--------------------|----------------------|-----------------|--------------------|---|----|---|
| NEW YORK | 000 | 021 | 000 | 3 | 12 | 0 |
| CLEVELAND | 003 | 100 | 00x | 4 | 7 | 2 |
| WP - Wright | LP - Pettitte | T : 3:29 | Att. 45,203 | | | |

UNASSISTED TRIPLE PLAYS INVOLVING THE INDIANS

From 1901 until 1994, every unassisted triple play in American League history involved the Cleveland Indians. Cleveland's Neal Ball was credited with the first unassisted triple play in AL history on July 19, 1909. Three Tribe players (Frank Brower on September 14, 1923; Homer Summa on May 31, 1927; and Joe Azcue on July 29, 1968) have hit into unassisted triple plays. Cleveland's Bill Wambsganass turned the only unassisted triple play in World Series history on October 10, 1920.

The first unassisted triple play in AL history not involving the Indians was on July 15, 1994 when Boston's John Valentin turned three against Minnesota.

1997 LEAGUE CHAMPIONSHIP SERIES REVIEW

vs. BALTIMORE ORIOLES - INDIANS win best-of-seven series, 4-2

Game #1 - Wednesday, October 8 (N) at BALTIMORE

Indians drop game one after Anderson robs Ramirez of HR in the 1st inning and follows catch with lead-off HR off Chad Ogea on the first pitch of game. Erickson allowed just 4 singles over his 8.0 shutout innings.

| | | |
|---------------------------------------|------------------|-------------------------------------|
| CLEVELAND | 000 000 000 | 0 4 1 |
| BALTIMORE | 102 000 00x | 3 6 1 |
| WP - Erickson | LP - Ogea | T : 2:33 Att : 49,029 |
| HR : BAL - Anderson, R. Alomar | | |

Game #2 - Thursday, October 9 (N) at BALTIMORE

Indians steal the split with a 5-4 victory on Marquis Grissom's 3-run homer in the top of the 8th inning off Armando Benitez, erasing a 4-2 Oriole lead. Indians opened the scoring with 2 in the first inning on a 2-run homer by Manny Ramirez off Jimmy Key.

| | | |
|--|---------------------|-------------------------------------|
| CLEVELAND | 200 000 030 | 5 6 3 |
| BALTIMORE | 020 002 000 | 4 8 1 |
| WP - Assenmacher | LP - Benitez | T : 3:53 Att : 49,131 |
| HR : CLE - Ramirez, Grissom; BAL - Ripken | | |

Game #3 - Saturday, October 11 (D) at CLEVELAND

Indians win in the 12th inning on a missed squeeze bunt by Omar Vizquel that scored Marquis Grissom, who was awarded a steal of home. The game featured 33 strikeouts, which set a new LCS record and equaled the post-season record set by the same two clubs in Game 4 of the Division Series the year before. Mike Mussina's 15Ks established a new ALCS record.

| | | |
|-------------------|-------------------|-------------------------------------|
| BALTIMORE | 000 000 001 000 | 1 8 1 |
| CLEVELAND | 000 000 100 001 | 2 6 0 |
| WP - Plunk | LP - Myers | T : 4:51 Att : 45,047 |

Game #4 - Sunday, October 12 (N) at CLEVELAND

Overcame a 5-2 deficit with 4 runs in the 5th inning, scoring twice on a wild pitch. The Indians got their first two runs on a homer by Sandy Alomar (3-5, 4RBI). The O's tied it in the 9th at 7-7 off Jose Mesa. The Indians won it in the bottom of the 9th on a 2-out single by Sandy Alomar off Benitez.

| | | |
|---|-------------------|-------------------------------------|
| BALTIMORE | 014 000 101 | 7 12 2 |
| CLEVELAND | 020 140 001 | 8 13 0 |
| WP - Mesa | LP - Mills | T : 3:32 Att : 45,081 |
| HR : CLE - Alomar, Ramirez; BAL - Anderson, Baines, Palmeiro | | |

Game #5 - Monday, October 13 (N) at CLEVELAND

Ogea (8.0IP, 6H, 2R) solid again in second start of the series but loses for the 2nd time. Orioles took a 2-0 lead in the 3rd inning on a 2-out, 2-run bases loaded single by Geronimo Berroa.

| | | |
|-------------------------|------------------|-------------------------------------|
| BALTIMORE | 002 000 002 | 4 10 0 |
| CLEVELAND | 000 000 002 | 2 8 1 |
| WP - Kamieniecki | LP - Ogea | T : 3:08 Att : 45,068 |
| HR : BAL - Davis | | |

Game #6 - Wednesday, October 15 (D) at BALTIMORE

Indians capture 5th AL Pennant with their 4th one-run win in the series (LCS record). The scoreless tie was broken in the 11th inning on a solo homer by Tony Fernandez with 2 outs on a 2-0 slider from Armando Benitez. The game was started by Charles Nagy (7.1IP, 9H, 0R, 3BB, 4SO) and Mike Mussina (8.0IP, 1H, 0R, 1BB, 10SO). Marquis Grissom was named MVP of the ALCS.

| | | |
|-----------------------------|---------------------|-------------------------------------|
| CLEVELAND | 000 000 000 01 | 1 3 0 |
| BALTIMORE | 000 000 000 00 | 0 10 0 |
| WP - Anderson | LP - Benitez | T : 3:52 Att : 49,075 |
| HR : CLE - Fernandez | | |

LUCKY 13

Thirteen players have represented the Indians in more than one World Series (appearing in at least one game in each series). Five Tribe players appeared in both the 1948 and 1954 World Series (Larry Doby, Jim Hegan, Bob Lemon, Dale Mitchell, and Al Rosen). Eight Tribe players appeared in both the 1995 and 1997 World Series (Sandy Alomar Jr., Paul Assenmacher, Orel Hershiser, Jose Mesa, Charles Nagy, Manny Ramirez, Jim Thome, and Omar Vizquel).

1997 WORLD SERIES REVIEW

vs. FLORIDA MARLINS - MARLINS win best-of-seven series, 4-3

Game #1 - Saturday, October 18 (N) at FLORIDA

The Marlins broke the game open in the 4th inning with 4 runs off Hershiser, 3 on a homer by Moises Alou.

| | | |
|--|-----------------------|----------------------------|
| CLEVELAND | 100 011 010 | 4 11 0 |
| FLORIDA | 001 420 01x | 7 7 1 |
| WP - Hernandez | LP - Hershiser | T: 3:19 Att. 67,245 |
| HR: CLE - Ramirez, Thome; FLA - Alou, Johnson | | |

Game #2 - Sunday, October 19 (N) at FLORIDA

The Indians win their first World Series road game since 1948. The game was tied at 1-1 until the 5th inning before the Indians scored 3 times on a single by Marquis Grissom and a 2-run, 2-out single by Bip Roberts.

| | | |
|-------------------------|-------------------|----------------------------|
| CLEVELAND | 100 032 000 | 6 14 0 |
| FLORIDA | 100 000 000 | 1 8 0 |
| WP - Ogea | LP - Brown | T: 2:48 Att. 67,025 |
| HR: CLE - Alomar | | |

Game #3 - Tuesday, October 21 (N) at CLEVELAND

The Marlins overcome a 7-3 deficit off the Indians bullpen with a 7-run 9th inning. The game was the 2nd highest scoring game and the 2nd longest 9-inning game (4:12) in WS history behind G4 of the 1993 Fall Classic (Toronto 15, Philadelphia 14, 4:14).

| | | |
|--|-------------------|----------------------------|
| FLORIDA | 101 102 207 | 14 16 3 |
| CLEVELAND | 200 320 004 | 11 10 3 |
| WP - Cook | LP - Plunk | T: 4:12 Att. 44,880 |
| HR: CLE - Thome; FLA - Sheffield, Daulton, Eisenreich | | |

Game #4 - Wednesday, October 22 (N) at CLEVELAND

Indians even series, jumping to an early 6-0 lead on their way to a 10-3 win. Opened the game with 3 runs in the first inning on a 2-run homer by Manny Ramirez (1-4, 2RS). Brian Anderson earned the save.

| | | |
|--|----------------------|----------------------------|
| FLORIDA | 000 102 000 | 3 6 2 |
| CLEVELAND | 303 001 12x | 10 15 0 |
| WP - Wright | LP - Saunders | T: 3:15 Att. 44,877 |
| HR: CLE - Ramirez, Williams; FLA - Alou | | |

Game #5 - Thursday, October 23 (N) at CLEVELAND

Tribe took a 4-2 edge into the 6th inning before a 4-run outburst by the Marlins put the game away. Hershiser solid until the 6th with 2 outs when Moises Alou (3-5, 2RS, 4RBI, SB) hit a 3-run homer.

| | | |
|-------------------------------------|-----------------------|----------------------------|
| FLORIDA | 020 004 011 | 8 15 2 |
| CLEVELAND | 013 000 003 | 7 9 0 |
| WP - Hernandez | LP - Hershiser | T: 3:39 Att. 44,888 |
| HR: CLE - Alomar; FLA - Alou | | |

Game #6 - Saturday, October 25 (N) at FLORIDA

Chad Ogea (5.0IP, 4H, 1R/ER) became first Indian since Lemon in 1948 to record two WS wins and went 2-3 w/a 2B & 2 RBI off Kevin Brown.

| | | |
|------------------|-------------------|----------------------------|
| CLEVELAND | 021 010 000 | 4 7 0 |
| FLORIDA | 000 010 000 | 1 8 0 |
| WP - Ogea | LP - Brown | T: 3:15 Att. 67,498 |

Game #7 - Sunday, October 26 (N) at FLORIDA

Jose Mesa's blown save in the 9th and Edgar Renteria's 2-out, RBI single in the 11th led the Marlins to the WS title in only their 5th year in existence. Jaret Wright (6.1IP, 2H, 1R/ER, 5BB, 7SO) started, and was outstanding...Indians put their 2 runs on the board in the 3rd on a 2-out single to center by Tony Fernandez. Livan Hernandez was named series MVP.

| | | |
|--------------------------|------------------|----------------------------|
| CLEVELAND | 002 000 000 00 | 2 6 2 |
| FLORIDA | 000 000 101 01 | 3 8 0 |
| WP - Powell | LP - Nagy | T: 4:10 Att. 67,204 |
| HR: FLA - Bonilla | | |

THE PHANTOM ALL-STARS OF 1945

The 1945 All-Star Game was cancelled due to wartime travel restrictions. The Sporting News published NL and AL All-Star teams in its July 12, 1945 issue. Hall of Fame baseball writer Fred Lieb chose the players. According to TSN, "Lieb used the same system employed in former years, taking at least one player from every club and putting the World's Series managers of the preceding fall in charge." Players chosen from the Indians were Lou Boudreau, Frank Hayes, and Steve Gromek.

1998 DIVISION SERIES REVIEW

vs. BOSTON RED SOX - INDIANS win best-of-five series, 3-1

Game #1 - Tuesday, September 29 (D) at CLEVELAND

Mo Vaughn & Nomar Garciaparra single-handedly defeated the Indians, as the Tribe lost the opening game of a playoff series for the 7th straight time. Vaughn went 3-5 w/a 2B, 2 HR & 7 RBI as he and Garciaparra hit 3-run homers off Wright (4.1IP, 7H, 6R/ER). The 7 RBI by Vaughn equaled a playoff record with Seattle's Edgar Martinez' 7 vs. New York in the 1995 Division Series (game 4).

| | | |
|--|--------------------|-----------------------------------|
| BOSTON | 300 032 030 | 11 12 0 |
| CLEVELAND | 000 002 100 | 3 7 0 |
| WP - Martinez | LP - Wright | T : 3:16 Att 45,185 |
| HR : CLE - Thome, Lofton; BOS - Vaughn (2), Garciaparra | | |

Game#2-Wednesday,September30(D)atCLEVELAND

Game starts with a bang as Mike Hargrove is ejected after the first 3 pitches of the game from Doc Gooden by HP umpire Joe Brinkman. Gooden (0.1IP, 1H, 2R/ER, 2BB, 1SO) was ejected after a close play at home plate on a Garciaparra 2-run double. Burba (5.1IP, 4H, 3R/ER) relieved Doc and was outstanding. Indians scored 5 runs in the 2nd inning to take a 6-1 lead on RBI doubles by Sandy Alomar and Kenny Lofton that chased Tim Wakefield (1.1IP, 3H, 5R/ER) followed by a 3-run HR by David Justice off John Wasdin.

| | | |
|---------------------------|-----------------------|-----------------------------------|
| BOSTON | 201 002 000 | 5 10 0 |
| CLEVELAND | 151 001 01x | 9 9 1 |
| WP - Burba | LP - Wakefield | T : 3:25 Att 45,229 |
| HR : CLE - Justice | | |

Game #3 - Friday, October 2 (D) at BOSTON

Charles Nagy (8.0IP, 4H, 1R/ER) picks up his 2nd career post-season win. Indians, who were held to just 5 hits on the day, hit four solo home runs to set a new post-season, single-game club record. Jim Thome tied the game in the 5th inning off Saberhagen (7.0IP, 4H, 3R/ER, 1BB, 7SO, 3HR) and took the lead for good on a HR by Kenny Lofton in the 6th inning.

| | | |
|---|------------------------|-----------------|
| CLEVELAND | 000 011 101 | 4 5 0 |
| BOSTON | 000 100 002 | 3 6 0 |
| WP - Nagy | LP - Saberhagen | T : 2:27 |
| Att 33,114 | | |
| HR : CLE - Thome, Ramirez (2), Lofton; BOS - Garciaparra | | |

Game #4 - Saturday, October 3 (D) at BOSTON

Indians win the series to advance to the ALCS for the 3rd time in four seasons. Indians overcame a sterling pitching performance from Boston starter Pete Schourek (5.1IP, 2H, 0R, 4BB, 1SO) to post their 3rd straight victory over the BoSox. Indians swept Boston in 3 games of the 1995 Division Series. Bartolo Colon (5.2IP, 5H, 1R/ER, 3BB, 3SO) started by Tribe, who overcame a 1-0 deficit on a 2-run double by David Justice off Gordon.

| | | |
|-------------------------------|--------------------|-----------------------------------|
| CLEVELAND | 000 000 020 | 2 5 0 |
| BOSTON | 000 100 000 | 1 6 0 |
| WP - Reed | LP - Gordon | T : 3:00 Att 33,537 |
| HR : BOS - Garciaparra | | |

OTHER ALL-TIME TEAMS

Several all-time Indians teams have been chosen over the years. In 1951, an all-time team was chosen in conjunction with the 50th anniversary of the American League. The players chosen for that team were: Hal Trosky (1B), Nap Lajoie (2B), Joe Sewell (SS), Ken Keltner (3B), Tris Speaker (OF), Earl Averill (OF), Joe Jackson (OF), Steve O'Neill (C), Cy Young (P), and Mel Harder (P). These players also comprised the first 10 inductees to the Cleveland Indians Hall of Fame.

1998 LEAGUE CHAMPIONSHIP SERIES REVIEW

vs. NEW YORK YANKEES - YANKEES win best-of-seven series, 4-2

Game #1 - Tuesday, October 6 (N) at NEW YORK

Indians drop their 8th straight opening game of a playoff series dating back to the 1995 ALCS at Seattle. Yankees scored 5 runs in the 1st inning (new ALCS record) off Jaret Wright (0.2IP, 5H, 5R/ER) in the shortest start of his major league career. David Wells was masterful, taking a 3-hit shutout into the 9th inning before yielding a 2-run HR to Manny Ramirez.

| | | |
|--|--------------------|----------------------------|
| CLEVELAND | 000 000 002 | 2 5 0 |
| NEW YORK | 500 001 10x | 7 11 0 |
| WP - Wells | LP - Wright | T: 3:31 Att. 57,138 |
| HR: CLE - Ramirez; NYY - Posada | | |

Game #2 - Wednesday, October 7 (D) at NEW YORK

David Cone & Charles Nagy started and were outstanding as the two teams went into the 12th inning in a 1-1 tie. Tie was broken after Fryman reached first on a bunt single followed by a throwing error by Tino Martinez that scored pinch-runner Enrique Wilson all the way from the first base as Chuck Knoblauch argued. Kenny Lofton added a 2-run bases loaded single.

| | | |
|--------------------------|--------------------|----------------------------|
| CLEVELAND | 000 100 000 003 | 4 8 1 |
| NEW YORK | 000 000 100 000 | 1 7 1 |
| WP - Burba | LP - Nelson | T: 4:28 Att. 57,128 |
| HR: CLE - Justice | | |

Game #3 - Friday, October 9 (N) at CLEVELAND

Bartolo Colon (9.0IP, 4H, 1R/ER) tossed a 4-hitter, becoming the first Indians pitcher since Bob Lemon in Game 1 of the 1954 World Series to throw a complete game. The Indians hit an ALCS record-tying 4 homers as Jim Thome (2-4, 3RBI) became the 2nd Indian ever (Manny Ramirez did it twice) to hit 2 homers in a post-season game.

| | | |
|---|----------------------|----------------------------|
| NEW YORK | 100 000 000 | 1 4 0 |
| CLEVELAND | 020 040 00x | 6 12 0 |
| WP - COLON | LP - Pettitte | T: 2:53 Att. 44,904 |
| HR: CLE - Whiten, Ramirez, Thome (2) | | |

Game #4 - Saturday, October 10 (N) at CLEVELAND

Orlando Hernandez (7.0+IP, 3H, 0R) was masterful as Mike Stanton & Mariano Rivera tossed scoreless innings to combine on the shutout. The Yankees scored a run in the 1st inning on a solo HR by Paul O'Neill off loser Dwight Gooden (4.2IP, 3H, 3R/ER) and 2 in the 4th inning on a double by Chili Davis and a sac. fly by Tino Martinez..

| | | |
|--------------------------|--------------------|----------------------------|
| NEW YORK | 100 200 001 | 4 4 0 |
| CLEVELAND | 000 000 000 | 0 4 3 |
| WP - Hernandez | LP - Gooden | T: 3:31 Att. 44,981 |
| HR: NYY - O'Neill | | |

Game #5 - Sunday, October 11 (D) at CLEVELAND

ALCS series MVP David Wells (7.1IP, 7H, 3R/ER) picked up his 2nd win of the series as he struck out a post-season career high 11. The Yankees scored 3 runs in the first inning off loser Chad Ogea (1.1IP, 4H, 4R/ER), 2 coming on a single by Chili Davis (2-5, 3RBI). Jaret Wright (6.0IP, 2H, 1R/ER, 7BB) relieved Ogea and yielded only a solo HR to Davis.

| | | |
|---|------------------|----------------------------|
| NEW YORK | 310 100 000 | 5 6 0 |
| CLEVELAND | 200 001 000 | 3 8 0 |
| WP - Wells | LP - Ogea | T: 3:33 Att. 44,966 |
| HR: NYY - Davis; CLE - Lofton, Thome | | |

Game #6 - Tuesday, October 13 (N) at NEW YORK

Yankees won their 35th American League pennant as they jumped out to a 2-0 lead off starter and loser Charles Nagy (3.0IP, 8H, 6R/3ER) on 4 singles. Extended the lead to 6-0 in the 3rd inning to chase Nagy on a 3-run HR by Scott Brosius after an Enrique Wilson throwing error extended the inning. Game featured a Jim Thome grand slam in the 5-run 5th that made it interesting before the Yanks put the game away in the 6th inning with 3 runs (Jeter 2-run triple) after the inning started on an Omar Vizquel throwing error, snapping his 46-game career postseason errorless streak.

| | | |
|---------------------------------------|------------------|----------------------------|
| CLEVELAND | 000 050 000 | 5 8 3 |
| NEW YORK | 213 003 00x | 9 11 1 |
| WP - Cone | LP - Nagy | T: 3:31 Att. 57,142 |
| HR: NYY - Brosius; CLE - Thome | | |

ALL-STAR FRANCHISE

Cleveland is the only franchise to host five all-star games since the inception of the mid-summer classic in 1933. The San Francisco/New York Giants, Chicago White Sox, Pittsburgh Pirates, Cincinnati Reds, and Minnesota Twins/Washington Senators have all hosted the game four times. Only two cities, New York (7) and Chicago (6) have played host to the All-Star Game more often than Cleveland.

1999 DIVISION SERIES REVIEW

vs. **BOSTON RED SOX - RED SOX win best-of-five series, 3-2**

Game #1 - Wednesday, October 6 (N) at CLEVELAND

The Indians defeated the Red Sox, 3-2, on a dramatic, 9th inning single by Travis Fryman off Rich Garces that scored Manny Ramirez (0-3, 2RS) to snap the infamous Game 1 losing streak at 8 games ('95 ALCS to '98 ALCS). It was Fryman's first career postseason RBI in his 11th career contest. Pedro Martinez (4.0IP, 3H, 0R) & Bartolo Colon (8.0IP, 5H, 2R/ER, 11SO) were locked in a classic pitchers duel before Martinez left before the top of the 5th with a muscle strain in his back.

| | | | | | |
|---|------------------|-----------------|--------------------|--|--|
| BOSTON | 010 100 000 | 2 5 1 | | | |
| CLEVELAND | 000 002 001 | 3 6 1 | | | |
| WP - Shuey | LP - Lowe | T : 2:53 | Att. 45,182 | | |
| HR : CLE - Thome; BOS - Garciparra | | | | | |

Game #2 - Thursday, October 7 (D) at CLEVELAND

Indians scored six runs in the 3rd inning off loser Bret Saberhagen on a 2-run triple by Omar Vizquel, a double by Robbie Alomar (3-4, 2 2B, 2RBI) and a 3-run homer by Harold Baines. Jim Thome sealed the victory with a grand slam in the 4th inning off John Wasdin, becoming the first player in MLB History to hit two career grand slams in the postseason. Charles Nagy (7.0IP, 5H, 1R/ER) notched his 3rd career playoff win over the Boston. The Indians set ALDS and club record's for runs in an inning (6) and tied ALDS and club record for runs in a playoff game (11).

| | | | | | |
|--|------------------------|-----------------|--------------------|--|--|
| BOSTON | 001 000 000 | 1 6 0 | | | |
| CLEVELAND | 006 500 00x | 11 8 0 | | | |
| WP - Nagy | LP - Saberhagen | T : 2:47 | Att. 45,184 | | |
| HR : CLE - Thome, Baines | | | | | |

Game #3 - Saturday, October 9 (D) at BOSTON

The Red Sox scored six runs in the 7th inning to break a 3-3 tie, two coming on a John Valentin double and three on a home run by Brian Daubach off Ricardo Rincon (0.2IP, 2H, 3R/ER, HR). Dave Burba (4.0IP, 1H, 0R) started for the Tribe before leaving after 4.0IP with a 1-0 lead due to a strained tendon in his right forearm. Jaret Wright (2.0+IP, 4H, 5R) relieved and was the pitcher of record after walking and hitting a batter to start the 7th inning.

| | | | | | |
|--|--------------------|-----------------|--------------------|--|--|
| CLEVELAND | 000 101 100 | 3 9 1 | | | |
| BOSTON | 000 021 60x | 9 11 2 | | | |
| WP - Lowe | LP - Wright | T : 3:08 | Att. 33,539 | | |
| HR : BOS - Valentin, Daubach | | | | | |

Game #4 - Sunday, October 10 (N) at BOSTON

The Red Sox lambasted the Tribe pitchers for 23 runs on 24 hits, both post-season records for a single-game in MLB History. The previous record for runs scored was 18 by the New York Yankees in the 1936 World Series against the New York Giants. The Sox chased starter and loser Bartolo Colon (1.0+IP, 6H, 7R/ER, 2HR) with 2 in the 1st inning (John Valentin two-run HR, 4-5, 2HR, 7RBI) and five in the 2nd inning on a double by Trot Nixon (2-3, 4RBI) & a 3-run homer by Jose Offerman (3-5, 3RS, 5RBI). The Red Sox scored two or more runs in seven of their 8.0 innings.

| | | | | | |
|--|-------------------|-----------------|--------------------|--|--|
| CLEVELAND | 110 040 001 | 7 8 0 | | | |
| BOSTON | 253 530 32x | 23 24 0 | | | |
| WP - Garces | LP - Colon | T : 3:49 | Att. 33,898 | | |
| HR : CLE - Cordero; BOS - Valentin (2), Offerman, Varitek | | | | | |

Game #5 - Monday, October 11 (N) at CLEVELAND

Sox close out series, becoming just the 2nd team ever in Division Series play to come back from two games down to start the series ('95 Mariners). Sox scored 44 runs over the final three games, outscoring the Tribe, 44-18. Troy O'Leary was the hero of the night, going 2-for-4 w/2HR & another postseason record tying 7 RBI, hitting a grand slam in the 3rd inning off starter Charles Nagy (3.0+IP, 6H, 8R/7ER; first in Red Sox history) and a three run HR in the 7th inning off Paul Shuey after intentional walks to Nomar Garciparra (2-3, 3RBI). The 3-run shot in the 7th broke an 8-8 tie. Pedro Martinez (6.0IP, 0H, 0R, 3BB, 8SO) got the win in relief of Saberhagen (1.0+IP, 4H, 5R/ER).

| | | | | | |
|--|-------------------|-----------------|--------------------|--|--|
| BOSTON | 205 100 301 | 12 10 0 | | | |
| CLEVELAND | 323 000 000 | 8 7 1 | | | |
| WP - Martinez | LP - Shuey | T : 3:12 | Att. 45,114 | | |
| HR : CLE - Thome (2), Fryman; BOS - O'Leary (2), Garciparra | | | | | |

ALL-STAR GAME AND WORLD SERIES

Only two teams, the Indians and Yankees, have played host to the All-Star Game and the World Series more than once. Cleveland participated in both classics in 1954 (at Cleveland Municipal Stadium) and 1997 (at Jacobs Field). Yankee Stadium played host to the mid-summer and fall classics in 1939, 1960, and 1977.

2001 DIVISION SERIES REVIEW

vs. SEATTLE MARINERS - MARINERS win best-of-five series, 3-2

Game #1, Tuesday, October 9 (D) at SEATTLE

Bartolo Colon (8.0IP, 6H, 0R, 2BB, 10SO) picks up his 2nd career post-season win. It marked the 8th shutout in Indians post-season history and the 3rd against the Mariners. The Indians scored 3 runs in the 4th inning on 5 hits off loser Freddy Garcia (5.1IP, 9H, 4R/ER) on RBI singles from Gonzalez, Fryman and Cordova. Burks homered in the 8th inning.

| | | | | | |
|-------------------------|--------------------|-----------------|--------------------|--|--|
| CLEVELAND | 000 301 010 | 5 11 1 | | | |
| SEATTLE | 000 000 000 | 0 6 1 | | | |
| WP - Colon | LP - Garcia | T : 3:05 | Att. 48,033 | | |
| HR : CLE - Burks | | | | | |

Game #2, Thursday, October 11 (D) at SEATTLE

Seattle jumped all over Chuck Finley (4.1IP, 5H, 5R/ER) in the first inning on 2-run homers by Mike Cameron and Edgar Martinez before Finley recorded an out. It was Finley's first ever postseason start and his first playoff appearance since the 1986 campaign. Jamie Moyer (6.0+IP, 5H, 1R/ER, 1BB, 4SO), who was 2-0 vs. the Tribe in the regular season, shutdown the Tribe again.

| | | | | | |
|---|--------------------|-----------------|--------------------|--|--|
| CLEVELAND | 000 000 100 | 1 6 0 | | | |
| SEATTLE | 400 010 00x | 5 6 0 | | | |
| WP - Moyer | LP - Finley | T : 2:41 | Att. 48,052 | | |
| HR : SEA - Cameron, Bell, Martinez | | | | | |

Game #3, Saturday, October 13 (D) at CLEVELAND

Indians set club postseason single-game records for runs (17), hits (19) and margin of victory (15) as 21-year old C.C. Sabathia (6.0+IP, 6H, 2R/ER) won his first-ever postseason start. The Indians scored in each of the first three innings as Roberto Alomar went 3-for-4 w/2RS & 3RBI and Omar Vizquel went 4-for-6 with a double, triple and franchise postseason record 6RBI, including a 2-run triple in the 2nd.

| | | | | | |
|---|------------------|-----------------|--------------------|--|--|
| SEATTLE | 100 000 100 | 2 7 3 | | | |
| CLEVELAND | 224 013 05x | 17 19 0 | | | |
| WP - Sabathia | LP - Sele | T : 3:24 | Att. 45,069 | | |
| HR : CLE - Lofton, Gonzalez, Thome | | | | | |

Game #4, Sunday, October 14 (D) at CLEVELAND

M's staved off elimination, erasing a 1-0 Tribe lead with 3 runs in the 7th inning off loser Colon (6.2IP, 6H, 3R/ER, 4BB, 3SO) on 3 hits and 2 walks, including a sac fly by David Bell followed by RBI singles from Ichiro Suzuki (3-5, RS) & Mark McLemore. The Indians opened the scoring in the 2nd inning on a solo homer by Gonzalez, but registered just 4 hits off Garcia (6.1IP, 2R/1ER, 5SO).

| | | | | | |
|--|-------------------|-----------------|--------------------|--|--|
| SEATTLE | 000 000 312 | 6 11 0 | | | |
| CLEVELAND | 010 000 100 | 2 5 2 | | | |
| WP - Garcia | LP - Colon | T : 3:16 | Att. 45,025 | | |
| HR : CLE - Gonzalez; SEA - Martinez | | | | | |

Game #5, Monday, October 15 (D) at SEATTLE

Indians get bounced in the first round for the second-straight postseason. Jamie Moyer (6.0IP, 3H, 1R/ER, 1BB, 6SO) won his second start of the series over Finley (4.1IP, 4H, 2R/ER, 4BB, 7SO) as the M's opened the scoring in the 2nd inning on a bases loaded, 2-out single from McLemore. The Indians managed just 1 hit from the 4th inning thru the end of the game. Ichiro (3-4, RS) was outstanding in the series, hitting .600 (12-20) w/4RS, a double & 2 RBI. Alomar (4-21), Lofton (2-19), Thome (3-19) & Fryman (3-17) all hit under .200 for the Tribe. The Indians scored 4 runs in their 3 losses and take away game three's 17-run outburst the Indians hit .197 (26-132) as a team w/9RS in the other 4 games.

| | | | | | |
|-------------------|--------------------|-----------------|--------------------|--|--|
| CLEVELAND | 001 000 000 | 1 4 0 | | | |
| SEATTLE | 020 000 10x | 3 9 1 | | | |
| WP - Moyer | LP - Finley | T : 3:18 | Att. 47,867 | | |

2007 DIVISION SERIES REVIEW

vs. NEW YORK YANKEES - INDIANS win best-of-five series, 3-1

Game #1, Thursday, October 4 (N) at CLEVELAND

Indians score 8 runs in 4.2IP off Wang in their first post-season game since 2001. Indians got 4HR and scored 5 runs in the 5th inning to put the game away on a 2-run HR by Martinez (3-5, 2RS) and a 2-run double by Blake. Ryan Garko HR'd in the 8th inning and went 3-4 w/3RS & 2RBI. Scored 8 runs with 2 outs for Sabathia (5.0IP, 4H, 3R/ER, 6BB, 5K). Damon led off game w/a HR.

NEW YORK 100 110 000 3 5 0

CLEVELAND 301 052 01x 12 14 0

WP - C.C. Sabathia **LP** - C. Wang **T**: 3:44 **Att.** 44,608

HR: **NY** - Damon, Cano; **CLE** - Cabrera, Martinez, Hafner, Garko

Game #2, Friday, October 5 (N) at CLEVELAND

Hafner RBI single in the 11th capped win as Tribe scored tying run in the 8th inning after Chamberlain WP. Cabrera HR'd in the 3rd inning off a dominant Carmona (9.0IP, 3H, 1R/ER, 2BB, 5K). Pettitte (6.1IP, 7H, 0R) started for NYY. Perez 2.0IP, 0H, 0R.

NEW YORK 001 000 000 00 1 3 0

CLEVELAND 000 000 010 01 2 9 1

WP - R. Perez **LP** - Vizcaino **T**: 4:23 **Att.** 44,732

HR: **NY** - Cabrera

Game #3, Sunday, October 7 (N) at NEW YORK

Damon 3-run HR in the 4-run 5th inning off Westbrook (5.0IP, 9H, 6R/ER) was the key hit of the game. Cano had RBI single in the 3-run 6th. Tribe scored in each of the first 3.0IP off Clemens (2.1IP, 4H, 3R/ER) before Hughes (3.2IP, 2H, 0R) settled the game down for NYY. Nixon HR, 2B 2RBI. Damon 3-4, 4RBI. Matsui 2-2, 3RS.

CLEVELAND 111 000 010 4 9 1

NEW YORK 001 043 00x 8 11 1

WP - Hughes **LP** - Westbrook **T**: 3:38 **Att.** 56,358

HR: **CLE** - Nixon; **NY** - Damon

Game #4, Monday, October 8 (N) at NEW YORK

Indians advance to the ALCS for the first time since 1998 behind pitching of Byrd (5.0IP, 8H, 2R/ER) and hitting of Sizemore (led off game w/HR, 2-3, 2RS) and Martinez (2-5, 2RBI). 2-run 1B by Martinez in the 4th inning put the game away. Wang 1.0IP, 5H, 4R/ER) on 3-days rest. Borowski recorded the save. All HR for 3 NYY hitters were solo shots.

CLEVELAND 220 200 000 6 13 0

NEW YORK 010 001 101 4 12 0

WP - Byrd **LP** - Wang **T**: 4:03 **Att.** 56,315

HR: **CLE** - Sizemore; **NY** - Cano, A Rodriguez, Abreu

PENNANT CLINCH DATES

1920: October 2, win at Detroit (game 153)

1948: October 4, win at Boston (game 155)

1954: September 18, win at Detroit (game 147)

1995: September 8, win vs. Baltimore (game 123)

1996: September 17, win at Chicago (game 150)

1997: September 23, win vs. Yankees (game 155)

1998: September 16, win at Minnesota (game 150)

1999: September 8, loss at Texas (game 139)

2001: September 30, win vs. Minnesota (game 155)

2007: September 23, win vs. Oakland (game 155)

2007 LEAGUE CHAMPIONSHIP SERIES REVIEW

vs. BOSTON RED SOX - RED SOX win best-of-seven series, 4-3

Game #1, Friday, October 12 (N) at BOSTON

Beckett (6.0IP, 4H, 2R/ER, 7K) very good save a Hafner HR in the 1st inning. Sabathia (4.1IP, 7H, 8R/ER, 5BB) wild again, allowing 2-run double by Lowell in the 4-run 3rd inning and a 2-run single by Kielty in the 3-run 5th inning. Ramirez (2-2, 2RS, 3RBI) had 2 bases loaded walks in the game as he and Ortiz (2-2, 2RS) reached safely in all 10 PA's. Youkilis 2-4, 3RS.

| | | | | | | |
|--------------------------|----------------------|-----------------|-------------|--------|----|---|
| CLEVELAND | 100 | 001 | 010 | 3 | 8 | 0 |
| BOSTON | 104 | 032 | 00x | 10 | 12 | 0 |
| WP - Beckett | LP - Sabathia | T : 3:35 | Att. | 36,986 | | |
| HR : CLE - Hafner | | | | | | |

Game #2, Saturday, October 13 (N) at BOSTON

Nixon pinch-hit RBI single in the 11th inning off Lopez opened the flood gates after Gagne (0.1IP, 1H, 2R) opened the inning. Garko and Peralta had RBI singles in the inning and Gutierrez' 3-run HR capped it off. Tribe got a 3-run HR from Peralta (3-5, 3RS, 4RBI) in the 4th inning off Schilling (4.2IP, 9H, 5R). Sizemore 3-5, 3RS, solo HR in the 5th inning. Carmona 4.0IP, 4H, 4R, 5BB. Martinez 3-4, 2RS, RBI. Lewis & Betancourt 2.1IP, 0R. Mastny retired Ramirez, Ortiz and Lowell in the 10th inning.

| | | | | | | | |
|---|-------------------|-----------------|-------------|--------|----|----|---|
| CLEVELAND | 100 | 311 | 000 | 07 | 13 | 17 | 0 |
| BOSTON | 003 | 030 | 000 | 00 | 6 | 10 | 0 |
| WP - Mastny | LP - Gagne | T : 5:14 | Att. | 37,051 | | | |
| HR : CLE - Peralta, Sizemore, Gutierrez; BOS - Ramirez, Lowell | | | | | | | |

Game #3, Monday, October 15 (N) at CLEVELAND

Lofton 2-run HR in the 2nd inning, his first with the Indians, started the scoring and Cabrera added RBI single in the 2-run 5th inning off Matsuzaka (4.2IP, 6H, 4R). Westbrook 6.2IP, 7H, 2R/ER. Varitek 2-run HR in the 7th inning. Betancourt and Borowski (SV) closed it out.

| | | | | | | |
|---|-----------------------|-----------------|-------------|--------|---|---|
| BOSTON | 000 | 000 | 200 | 2 | 7 | 0 |
| CLEVELAND | 020 | 020 | 00x | 4 | 6 | 1 |
| WP - Westbrook | LP - Matsuzaka | T : 3:28 | Att. | 44,382 | | |
| HR : CLE - Lofton; BOS - Varitek | | | | | | |

Game #4, Tuesday, October 16 (N) at CLEVELAND

Indians scored 7 runs off Wakefield (4.2IP, 5H, 5R) and Delcarmen in the 5th inning on solo HR by Blake, 3-run HR by Peralta and RBI singles by Martinez and Blake. Byrd (5.0IP, 6H, 2R) won his 2nd game of the 2007 postseason.

| | | | | | | |
|--|-----------------------|-----------------|-------------|--------|---|---|
| BOSTON | 000 | 003 | 000 | 3 | 8 | 1 |
| CLEVELAND | 000 | 070 | 00x | 7 | 9 | 0 |
| WP - Byrd | LP - Wakefield | T : 3:12 | Att. | 44,008 | | |
| HR : CLE - Blake, Peralta; BOS - Youkilis, Ortiz, Ramirez | | | | | | |

Game #5, Thursday, October 18 (N) at CLEVELAND

Beckett (8.0IP, 5H, 1R/ER, 11K) wins 2nd game of the series as Sox got to Sabathia (6.0IP, 10H, 4R/ER, 6K) with 2 runs in the 7th inning to put the game away. Youkilis (2-4, 3RS, 3RBI) HR'd in the first off Sabathia and had RBI triple in the 7th inning. Ortiz had 2 SF's.

| | | | | | | |
|----------------------------|----------------------|-----------------|-------------|--------|----|---|
| BOSTON | 101 | 000 | 230 | 7 | 12 | 1 |
| CLEVELAND | 100 | 000 | 000 | 1 | 6 | 1 |
| WP - Beckett | LP - Sabathia | T : 3:46 | Att. | 44,588 | | |
| HR : BOS - Youkilis | | | | | | |

Game #6, Saturday, October 20 (N) at BOSTON

Drew (3-5, 2RS, 5RBI) grand slam in the first inning with 2 outs off Carmona (2.0IP, 6H, 7R/ER) was the big blow. Sox added 6 in the 3rd inning off Carmona and Perez on another Drew single and a 2-run double by Lugo. Martinez solo HR in the 2nd inning. Youkilis 3-4, 2RS, RBI. Laffey's effort (4.2IP, 1H, 0R, 3K) saved the open.

| | | | | | | |
|--|---------------------|-----------------|-------------|--------|----|---|
| CLEVELAND | 010 | 000 | 100 | 2 | 6 | 2 |
| BOSTON | 406 | 000 | 02x | 12 | 13 | 0 |
| WP - Schilling | LP - Carmona | T : 3:09 | Att. | 37,163 | | |
| HR : BOS - Drew; CLE - Martinez | | | | | | |

Game #7, Sunday, October 21 (N) at BOSTON

Red Sox advance to the World Series, winning the last 3 games by a combined score of 30-5. Scored in first 3.0 frames off a stout Westbrook (6.0IP, 9H, 3R/ER), the only Tribe pitcher to go 6.0IP vs. the Sox in the series. Red Sox blew the game open in the 7th and 8th innings off Betancourt and Lewis, including a 2-run HR by Pedroia in the 7th and another 2-run double by Pedroia (3-5, 3RS, 5RBI) and 2-run HR by Youkilis. Tribe had 1st and 3rd in the 7th inning with 1-out in a 3-2 game and did not score.

| | | | | | | |
|-------------------------------------|-----------------------|-----------------|-------------|--------|----|---|
| CLEVELAND | 000 | 110 | 000 | 2 | 10 | 1 |
| BOSTON | 111 | 000 | 26x | 11 | 15 | 1 |
| WP - Matsuzaka | LP - Westbrook | T : 3:33 | Att. | 37,165 | | |
| HR : BOS - Pedroia, Youkilis | | | | | | |

CLEVELAND ALL-STAR REVIEW

TOP THREE ALL-STAR CROWDS

72,086 at Cleveland Stadium on August 9, 1981

69,831 at Cleveland Stadium on July 8, 1935

68,751 at Cleveland Stadium on July 13, 1954

GAME ONE AT CLEVELAND STADIUM - July 8, 1935, American League 4, National League 1

A crowd of 69,831 - the largest throng to see an All-Star Game (until 1981 in Cleveland) - packed the lakefront Stadium for just the third mid-summer classic in history. The partial American League crowd was thrilled to a 4-1 junior circuit victory, the A.L.'s third straight All-Star win.

Jimmy Foxx belted a two-run homer in the first inning and the American Leaguers coasted to the win as Lefty Gomez and Mel Harder baffled the National League hitters.

GAME TWO AT CLEVELAND STADIUM - July 13, 1954, American League 11, National League 9

In a spectacular slugfest that set All-Star marks for runs and hits by the two clubs, the American League edged the National 11-9. The slugfest produced six home runs, including four by the A.L. The Indians' Al Rosen clubbed a pair of homers while he and his Cleveland teammates Bobby Avila and Larry Doby combined for eight RBI.

The 1954 contest was a wild seesaw contest which saw the lead change six times before the A.L. pulled out the 11-9 win with a three run rally in the eighth. Ironically, it was Nellie Fox's broken bat single over second base with the bases loaded in the eighth that provided the margin of victory.

GAME THREE AT CLEVELAND STADIUM - July 9, 1963, National League 5, American League 3

After four years as a double feature, the All-Star Game went to a single performance and saw the National League utilize its speed and gain its first Cleveland Stadium win, 5-3.

Willie Mays was easily the game's outstanding performer, going 1-for-3 with two RBI, two runs scored, two stolen bases, a walk and the game's most scintillating catch. 44,160 fans saw the action.

GAME FOUR AT CLEVELAND STADIUM - August 9, 1981, National League 5, American League 4

An all-time record All-Star Game crowd of 72,086 welcomed back baseball from the 50-day players strike and saw the National League edge the American 5-4. The 72,086 fans gave Cleveland the top three crowds in All-Star history.

Gary Carter clubbed two home runs, including a seventh inning solo shot to put the National Leaguers ahead to stay. Cleveland's Lenny Barker faced just six batters in his two innings of work, striking out one.

GAME FIVE AT JACOBS FIELD - July 8, 1997, American League 3, National League 1

Indians host the 68th Mid-Summer Classic for a record 5th time as Sandy Alomar hit a 2-out, 2-run homer off SF LHP Shawn Estes in the 7th inning, breaking a 1-1 tie. Alomar sent 44,945 fans home happy, becoming the first Indian ever to win an ASG MVP and the first player in MLB history to be named MVP in his home park.

Randy Johnson and Greg Maddux started the contest and a total of 14 pitchers were used. Edgar Martinez and Javy Lopez also homered in the game, which took just 2:36 minutes to play.

**CLEVELAND PLAYERS SELECTED FOR THE ALL-STAR GAME
(TOTAL OF 105)**

1933: Ferrell, Hildebrand, Averill. 1934: Harder, Averill. 1935: Harder, Averill, VOSMIK. 1936: Harder, AVERILL. 1937: Harder, AVERILL. 1938: Allen, Feller, AVERILL. 1939: Hemsley, Feller. 1940: Feller, Milnar, Hemsley, Boudreau, Keltner, Mack. 1941: FELLER, Boudreau, Keltner, HEATH. 1942: Bagby, BOUDREAU, KELTNER. 1943: Bagby, Smith, Boudreau, Rosar, KELTNER, Heath. 1944: Boudreau, Cullenbine, Hockett, KELTNER. 1945: No Game. 1946: FELLER, HAYES, KELTNER. 1947: Feller, Hegan, BOUDREAU, Gordon. 1948: Feller, Lemon, BOUDREAU, GORDON, KELTNER. 1949: Lemon, Hegan, Doby, Gordon, Mitchell. 1950: Feller, Lemon, Hegan, DOBY. 1951: Hegan, Lemon, Doby. 1952: AVILA, Doby, Garcia, Hegan, Lemon, MITCHELL, Rosen. 1953: Doby, Garcia, Lemon, ROSEN. 1954: AVILA, Doby, Garcia, Lemon, ROSEN. 1955: Avila, Doby, Rosen, Score, Smith, Wynn. 1956: Score, Narleski, Wynn. 1957: Mossi, Wertz, Wynn. 1958: Narleski, Vernon. 1959: COLAVITO, McLish, MINOSO, Power. 1960: G. Bell, Kuenn, Power, Stigman. 1961: Francona, Latman, J. Perry, ROMANO, TEMPLE. 1962: Donovan, Romano. 1963: Grant. 1964: Kralick. 1965: Colavito, Alvis, McDowell, Davalillo. 1966: G. Bell, Colavito, McDowell, Siebert. 1967: Alvis, Hargan. 1968: Azcue, McDowell, TIANT. 1969: McDowell. 1970: Fosse, McDowell. 1971: Fosse, McDowell. 1972: G. Perry. 1973: B. Bell. 1974: G. PERRY, Hendrick. 1975: Hendrick. 1976: LaRoche. 1977: Eckersley, Kern. 1978: Kern. 1979: Monge. 1980: Orta. 1981: Barker, Diaz. 1982: Harrah, Thornton. 1983: Sutcliffe, TRILLO. 1984: Thornton. 1985: Blyleven. 1986: Jacoby, Schrom. 1987: Tabler. 1988: Jones. 1989: Swindell, Jones. 1990: ALOMAR, Jones, Jacoby. 1991: S. ALOMAR. 1992: S. ALOMAR, Baerga, Nagy. 1993: Baerga, Belle. 1994: Belle, Lofton. 1995: BAERGA, BELLE, Lofton, Martinez, Mesa, Ramirez. 1996: BELLE, LOFTON, S. Alomar, Mesa, NAGY. 1997: S. Alomar, JUSTICE, Thome. 1998: S. Alomar, Colon, LOFTON, Ramirez, THOME, Vizquel. 1999: R. ALOMAR, LOFTON, Nagy, M. RAMIREZ, THOME, Vizquel. 2000: R. ALOMAR, Finley, FRYMAN, M. RAMIREZ. 2001: GONZALEZ, R. Alomar. 2002: Vizquel. 2003: Sabathia. 2004: V. Martinez, Belliard, Sabathia, Westbrook, Lawton. 2005: Wickman. 2006: Sizemore. 2007: Sizemore, Sabathia, V. Martinez. 2008: LEE, Sizemore. 2009: V. Martinez. 2010: Carmona. 2011: Cabrera**, C. Perez. 2012: Cabrera, C. Perez.

CAPS - starters

**started as injury replacement

Number of Times Selected for the All-Star Game (As an Indian)

| | | | | | | | |
|----------------------|---|------------------------|---|-----------------------|---|----------------------|---|
| Bob Feller..... | 8 | Omar Vizquel | 3 | Bert Blyleven..... | 1 | Ray Mack..... | 1 |
| Lou Boudreau | 7 | Early Wynn..... | 3 | Fausto Carmona | 1 | Dennis Martinez..... | 1 |
| Larry Doby | 7 | Johnny Allen | 2 | Bartolo Colon..... | 1 | Cal McLish | 1 |
| Ken Keltner..... | 7 | Max Alvis..... | 2 | Roy Cullenbine..... | 1 | Al Milnar | 1 |
| Bob Lemon..... | 7 | Jim Bagby, Jr..... | 2 | Vic Davalillo..... | 1 | Orestos Minoso..... | 1 |
| Sandy Alomar | 6 | Gary Bell | 2 | Bo Diaz..... | 1 | Sid Monge..... | 1 |
| Earl Averill..... | 6 | Asdrubal Cabrera | 2 | Dick Donovan..... | 1 | Don Mossi..... | 1 |
| Sam McDowell..... | 6 | Ray Fosse..... | 2 | Dennis Eckersley..... | 1 | Jorge Orta..... | 1 |
| Jim Hegan | 5 | Jeff Heath..... | 2 | Wes Ferrell..... | 1 | Jim Perry..... | 1 |
| Kenny Lofton..... | 5 | Rollie Hemsley..... | 2 | Chuck Finley..... | 1 | Buddy Rosar | 1 |
| Albert Belle | 4 | George Hendrick | 2 | Tito Francona..... | 1 | Ken Schrom | 1 |
| Mel Harder | 4 | Brook Jacoby | 2 | Travis Fryman | 1 | Sonny Siebert..... | 1 |
| Manny Ramirez..... | 4 | Jim Kern..... | 2 | Juan Gonzalez..... | 1 | Al Smith..... | 1 |
| Al Rosen..... | 4 | Jose Mesa..... | 2 | Jim Grant..... | 1 | Alfred Smith..... | 1 |
| Roberto Alomar | 3 | Dale Mitchell | 2 | Steve Hargan..... | 1 | Dick Stigman..... | 1 |
| Bobby Avila | 3 | Ray Narleski..... | 2 | Toby Harrah | 1 | Rick Sutcliffe..... | 1 |
| Carlos Baerga..... | 3 | Chris Perez | 2 | Frank Hayes..... | 1 | Greg Swindell | 1 |
| Rocky Colavito..... | 3 | Gaylord Perry..... | 2 | Oral Hildebrand..... | 1 | Pat Tabler..... | 1 |
| Mike Garcia..... | 3 | Vic Power | 2 | Oris Hockett..... | 1 | Johnny Temple..... | 1 |
| Joe Gordon..... | 3 | John Romano..... | 2 | David Justice | 1 | Luis Tiant..... | 1 |
| Doug Jones..... | 3 | Herb Score..... | 2 | Jack Kralick..... | 1 | Manny Trillo..... | 1 |
| Victor Martinez..... | 3 | Andre Thornton..... | 2 | Harvey Kuenn | 1 | Mickey Vernon | 1 |
| Charles Nagy..... | 3 | Joe Azcue | 1 | Dave LaRoche..... | 1 | Joe Vosmik..... | 1 |
| CC Sabathia..... | 3 | Len Barker..... | 1 | Barry Latman | 1 | Vic Wertz..... | 1 |
| Grady Sizemore..... | 3 | Buddy Bell..... | 1 | Matt Lawton | 1 | Jake Westbrook..... | 1 |
| Jim Thome | 3 | Ron Belliard | 1 | Cliff Lee..... | 1 | Bob Wickman..... | 1 |

Opponents




Photo credit: Detroit Tigers

Detroit Tigers infielder Miguel Cabrera was named 2012 American League MVP after becoming baseball's first Triple Crown winner since Carl Yastrzemski in 1967

| | |
|----------------------------|-----|
| Baltimore Orioles | 420 |
| Boston Red Sox | 420 |
| Chicago White Sox | 421 |
| Detroit Tigers | 421 |
| Houston Astros | 422 |
| Kansas City Royals..... | 422 |
| Los Angeles Angels..... | 423 |
| Minnesota Twins | 423 |
| New York Yankees | 424 |
| Oakland Athletics..... | 424 |
| Seattle Mariners..... | 425 |
| Tampa Bay Rays..... | 425 |
| Texas Rangers..... | 426 |
| Toronto Blue Jays | 426 |
| Atlanta Braves..... | 427 |
| Cincinnati Reds..... | 427 |
| Miami Marlins..... | 428 |
| New York Mets..... | 428 |
| Philadelphia Phillies..... | 429 |
| Washington Nationals..... | 429 |

Baltimore Orioles

A.L. East Division

Oriole Park at Camden Yards
333 West Camden Street
Baltimore, MD 21201
(888) 848-2473



www.orioles.com

Executive VP, Baseball Operations Dan Duquette

Manager Buck Showalter

4th Season in Baltimore (196-185)

15th Season Overall (1,078-1,018)

2012: 93-69, 2.0GB, 2nd A.L. East (Wild Card)

Stadium (Year Opened)..... Camden Yards (1992)

Capacity 45,971

CLEVELAND VS. BALTIMORE LAST 10 YEARS

| Year | Home | Road | Totals |
|------|------|------|--------|
| 2003 | 1-2 | 2-1 | 3-3 |
| 2004 | 3-0 | 0-3 | 3-3 |
| 2005 | 3-0 | 3-1 | 6-1 |
| 2006 | 1-2 | 1-2 | 2-4 |
| 2007 | 2-1 | 2-2 | 4-3 |
| 2008 | 2-2 | 2-2 | 4-4 |
| 2009 | 3-0 | 2-2 | 5-2 |
| 2010 | 1-2 | 2-1 | 3-3 |
| 2011 | 3-0 | 2-2 | 5-2 |
| 2012 | 1-3 | 3-1 | 4-4 |

All-Time Record: 424-389

LONGEST WINNING STREAK

CLE: 17 games (5/21/1954 - 9/6/1954)

BAL: 10 games (9/24/1969 - 7/1/1970)

LAST CLEVELAND SWEEP

at CLE

at BAL

3-Game: 4/15-4/17/2011

4/17-4/19/2001

4-Game: 4/8-4/11/1971

5/10-5/12/1968

LAST BALTIMORE SWEEP

at CLE

at BAL

3-Game: 4/10-4/12/1987

5/7-5/9/2004

4-Game: 9/24-9/26/1971

5/26-5/29/1972

Boston Red Sox

A.L. East Division

Fenway Park
4 Yawkey Way
Boston, MA 02215
(617) 226-6000



www.redsox.com

Executive VP & General Manager Ben Cherington

Manager John Farrell

1st Season in Boston

3rd Season Overall (154-170)

2012: 69-93, 26.0GB, 5th A.L. East

Stadium (Year Opened)..... Fenway Park (1912)

Capacity 37,493 (night); 37,065 (day)

CLEVELAND VS. BOSTON LAST 10 YEARS

| Year | Home | Road | Totals |
|------|------|------|--------|
| 2003 | 1-2 | 1-2 | 2-4 |
| 2004 | 2-2 | 2-1 | 4-3 |
| 2005 | 0-3 | 2-1 | 2-4 |
| 2006 | 2-1 | 2-2 | 4-3 |
| 2007 | 1-3 | 1-2 | 2-5 |
| 2008 | 0-2 | 1-3 | 1-5 |
| 2009 | 1-2 | 1-5 | 2-7 |
| 2010 | 2-2 | 2-2 | 4-4 |
| 2011 | 4-2 | 2-2 | 6-4 |
| 2012 | 2-2 | 1-3 | 3-5 |

All-Time Record: 1024-963

LONGEST WINNING STREAK

CLE: 11 games (4/12/1996 - 6/25/1996)

BOS: 11 games, two times (9/7/1985 - 8/22/1986)

LAST CLEVELAND SWEEP

at CLE

at BOS

3-Game: 4/5-4/7/2011

6/23-6/25/1975

4-Game: 6/16-6/19/1994

4/12-4/15/1996

LAST BOSTON SWEEP

at CLE

at BOS

3-Game: 6/20-6/22/2005

4/13-4/15/1993

4-Game: 8/27-8/30/1990

10/1-10/4/2009

Chicago White Sox

A.L. Central Division

U.S. Cellular Field
333 West 35th Street
Chicago, IL 60616

(312) 674-1000

www.whitesox.com



Senior Vice President, General Manager.....Rick Hahn

Manager Robin Ventura
2nd Season in Chicago/Overall (85-77)
2012: 85-77, 3.0GB, 2nd A.L. Central

Stadium (Year Opened).....U.S. Cellular Field (1991)

Capacity.....40,615

CLEVELAND VS. CHICAGO LAST 10 YEARS

| Year | Home | Road | Totals |
|------|------|------|--------|
| 2003 | 6-4 | 2-7 | 8-11 |
| 2004 | 3-6 | 6-4 | 9-10 |
| 2005 | 1-9 | 4-5 | 5-14 |
| 2006 | 6-3 | 5-5 | 11-8 |
| 2007 | 5-4 | 6-3 | 11-7 |
| 2008 | 5-4 | 2-7 | 7-11 |
| 2009 | 3-6 | 5-4 | 8-10 |
| 2010 | 4-5 | 5-4 | 9-9 |
| 2011 | 3-6 | 4-5 | 7-11 |
| 2012 | 3-6 | 4-5 | 7-11 |

All-Time Record: 1000-1046

LONGEST WINNING STREAK

CLE: 8 games, five times (6/1/1979 - 9/1/1976)
CWS: 12 games (7/6/1941 - 4/17/1942)

LAST CLEVELAND SWEEP

| | |
|------------------------|--------------|
| at CLE | at CWS |
| 3-Game: 4/16-4/18/2010 | 5/17-19/1999 |
| 4-Game: 5/29-6/1/1995 | none |

LAST CHICAGO SWEEP

| | |
|------------------------|----------------|
| at CLE | at CWS |
| 3-Game: 8/30-9/1/2010 | 5/25-5/27/2012 |
| 4-Game: 7/14-7/17/2005 | 7/5-7/8/1984 |

Detroit Tigers

A.L. Central Division

Comerica Park
2100 Woodward Avenue
Detroit, MI 48201

(313) 471-2000

www.tigers.com



President, CEO & General Manager.....David Dombrowski

Manager Jim Leyland
8th Season in Detroit (607-528)
22nd Season Overall (1,676-1,659)
2012: 88-74, 3.0GA, 1st A.L. Central

Stadium (Year Opened).....Comerica Park (2000)

Capacity.....41,255

CLEVELAND VS. DETROIT LAST 10 YEARS

| Year | Home | Road | Totals |
|------|------|------|--------|
| 2003 | 6-3 | 6-4 | 12-7 |
| 2004 | 5-5 | 4-5 | 9-10 |
| 2005 | 4-5 | 8-1 | 12-6 |
| 2006 | 3-6 | 3-7 | 6-13 |
| 2007 | 6-3 | 6-3 | 12-6 |
| 2008 | 6-3 | 5-4 | 11-7 |
| 2009 | 2-7 | 2-7 | 4-14 |
| 2010 | 8-1 | 1-8 | 9-9 |
| 2011 | 5-4 | 1-8 | 6-12 |
| 2012 | 6-3 | 4-5 | 10-8 |

All-Time Record: 1038-1071

LONGEST WINNING STREAK

CLE: 13 games (5/14/1996 - 5/3/1997)
DET: 10 games, two times (8/11/2011 - 9/28/2011)

LAST CLEVELAND SWEEP

| | |
|------------------------|----------------|
| at CLE | at DET |
| 3-Game: 5/22-5/24/2012 | 8/25-8/27/2008 |
| 4-Game: 7/16-7/18/2010 | 9/5-9/8/2005 |

LAST DETROIT SWEEP

| | |
|-----------------------|--------------|
| at CLE | at DET |
| 3-Game: 9/5-9/7/2011 | 8/3-8/5/2012 |
| 4-Game: 6/9-6/12/1988 | 8/5-8/7/1986 |

Houston Astros

A.L. West Division

Union Station at Minute Maid Park
501 Crawford, Suite 400
Houston, TX 77002

(713) 259-8000

www.astros.com



General Manager.....Jeff Luhnow

ManagerBo Porter

1st Season in Houston/Overall

2012: 55-107, 42.0GB, 6th N.L. Central

Stadium (Year Opened)..... Minute Maid Park (2000)

Capacity..... 40,981

CLEVELAND VS. HOUSTON SERIES HISTORY

| Year | Home | Road | Totals |
|------|------|------|--------|
| 1997 | 0-0 | 2-1 | 2-1 |
| 1998 | 1-2 | 0-0 | 1-2 |
| 1999 | 0-0 | 1-2 | 1-2 |
| 2000 | 2-1 | 0-0 | 2-1 |
| 2001 | 0-0 | 1-2 | 1-2 |
| 2012 | 0-0 | 1-2 | 1-2 |

All-Time Record: 8-10

LONGEST WINNING STREAKS

CLE: 2 games, three times (7/17/2001 - 6/22/2012)

HOU: 4 games (6/27/1998 - 7/19/1999)

LAST CLEVELAND SWEEP

at CLE at HOU

3-Game: none none

4-Game: none none

LAST HOUSTON SWEEP

at CLE at HOU

3-Game: none none

4-Game: none none

Kansas City Royals

A.L. Central Division

Kauffman Stadium
One Royal Way
Kansas City, MO 64129

(816) 921-8000

www.royals.com



Senior VP Baseball Operations

& General Manager Dayton Moore

ManagerNed Yost

4th Season in Kansas City (198-253)

10th Season Overall (655-755)

2012: 72-90, 16.0GB, 3rd A.L. Central

Stadium (Year Opened).....Kauffman Stadium (1973)

Capacity.....37,903

CLEVELAND VS. KANSAS CITY LAST 10 YEARS

| Year | Home | Road | Totals |
|------|------|------|--------|
| 2003 | 2-8 | 4-5 | 6-13 |
| 2004 | 6-3 | 5-5 | 11-8 |
| 2005 | 6-4 | 7-2 | 13-6 |
| 2006 | 7-2 | 3-6 | 10-8 |
| 2007 | 6-3 | 5-4 | 11-7 |
| 2008 | 4-5 | 6-3 | 10-8 |
| 2009 | 5-4 | 5-4 | 10-8 |
| 2010 | 5-4 | 5-4 | 10-8 |
| 2011 | 6-3 | 6-3 | 12-6 |
| 2012 | 4-5 | 4-5 | 8-10 |

All-Time Record: 303-288

LONGEST WINNING STREAK

CLE: 10 games (7/21/2005 - 9/24/2005)

KC: 9 games (6/11/1973 - 8/15/1973)

LAST CLEVELAND SWEEP

at CLE at KC

3-Game: 4/26-4/28/2011 4/13-4/15/2012

4-Game: 8/11-8/14/2006 9/1-9/4/1960

LAST KANSAS CITY SWEEP

at CLE at KC

3-Game: 6/24-6/26/2003 7/31-8/2/2012

4-Game: 6/15-6/17/1973 none

Los Angeles Angels

A.L. West Division

Angel Stadium
2000 Gene Autry Way
Anaheim, CA 92806
(714) 940-2000



www.angelsbaseball.com

General Manager..... Jerry DiPoto

Manager Mike Scioscia
14th Season in LAA/Overall (1,155-951)
2012: 89-73, 5.0GB, 3rd A.L. West

Stadium (Year Opened)..... Angel Stadium (1966)

Capacity..... 45,957

CLEVELAND VS. LOS ANGELES LAST 10 YEARS

| Year | Home | Road | Totals |
|------|-------|------|--------|
| 2003 | 3-3 | 0-3 | 3-6 |
| 2004 | 0-3 | 5-1 | 5-4 |
| 2005 | 1-2 | 2-3 | 3-5 |
| 2006 | 3-3 | 1-2 | 4-5 |
| 2007 | 2-1 * | 3-4 | 5-5 |
| 2008 | 2-1 | 2-4 | 4-5 |
| 2009 | 1-2 | 1-2 | 2-4 |
| 2010 | 2-1 | 3-3 | 5-4 |
| 2011 | 1-2 | 2-4 | 3-6 |
| 2012 | 4-2 | 1-2 | 5-4 |

All-Time Record: 292-315

**(Games played at Miller Park)*

LONGEST WINNING STREAK

CLE: 10 games, two times (7/18/1973 - 7/7/1974)
LAA: 7 games, three times (8/18/02 - 8/8/03)

LAST CLEVELAND SWEEP

| at CLE | at LAA |
|-----------------------|----------------|
| 3-Game: 8/4-8/6/2000 | 8/9-8/11/1999 |
| 4-Game: 8/30-9/2/1999 | 6/18-6/20/1965 |

LAST LOS ANGELES SWEEP

| at CLE | at LAA |
|------------------------|----------------|
| 3-Game: 9/3-9/5/2004 | 5/6-5/8/2003 |
| 4-Game: 7/28-7/30/1997 | 5/13-5/16/1982 |

Minnesota Twins

A.L. Central Division

Target Field
1 Twins Way
Minneapolis, MN 55403
(612) 659-3400



www.twinsbaseball.com

Executive VP, General Manager..... Terry Ryan

Manager Ron Gardenhire
12th Season in Minnesota/Overall (932-851)
2012: 66-96, 22.0GB, 5th A.L. Central

Stadium (Year Opened)..... Target Field (2010)

Capacity..... 39,021

CLEVELAND VS. MINNESOTA LAST 10 YEARS

| Year | Home | Road | Totals |
|------|------|------|--------|
| 2003 | 3-6 | 6-4 | 9-10 |
| 2004 | 5-5 | 2-7 | 7-12 |
| 2005 | 6-4 | 4-5 | 10-9 |
| 2006 | 5-5 | 3-6 | 8-11 |
| 2007 | 7-2 | 7-2 | 14-4 |
| 2008 | 6-3 | 2-7 | 8-10 |
| 2009 | 5-4 | 3-6 | 8-10 |
| 2010 | 3-6 | 3-6 | 6-12 |
| 2011 | 6-3 | 5-4 | 11-7 |
| 2012 | 3-6 | 3-6 | 6-12 |

All-Time Record: 377-361

LONGEST WINNING STREAK

CLE: 9 games (5/9/1981 - 8/20/1982)
MIN: 8 games (6/7/1991 - 8/26/1991)

LAST CLEVELAND SWEEP

| at CLE | at MIN |
|------------------------|----------------|
| 3-Game: 9/15-9/17/2008 | 9/16-9/18/2011 |
| 4-Game: 4/8-4/11/2002 | none |

LAST MINNESOTA SWEEP

| at CLE | at MIN |
|------------------------|----------------|
| 3-Game: 6/14-6/16/1991 | 7/27-7/29/2012 |
| 4-Game: none | 6/7-6/10/1991 |

New York Yankees

A.L. East Division

Yankee Stadium
One East 161st Street
Bronx, NY 10451
(718) 293-4300



www.yankees.com

Senior VP, General Manager Brian Cashman

Manager Joe Girardi
6th Season in New York (479-331)
7th Season Overall (557-415)
2012: 95-67, 2.0GA, 1st A.L. East

Stadium (Year Opened)..... Yankee Stadium (2009)
 Capacity 50,291

CLEVELAND VS. NEW YORK LAST 10 YEARS

| Year | Home | Road | Totals |
|------|------|------|--------|
| 2003 | 2-1 | 0-4 | 2-5 |
| 2004 | 1-2 | 1-2 | 2-4 |
| 2005 | 2-1 | 1-3 | 3-4 |
| 2006 | 2-2 | 1-2 | 3-4 |
| 2007 | 0-3 | 0-3 | 0-6 |
| 2008 | 2-2 | 2-1 | 4-3 |
| 2009 | 1-3 | 2-2 | 3-5 |
| 2010 | 1-3 | 1-3 | 2-6 |
| 2011 | 2-1 | 1-3 | 3-4 |
| 2012 | 1-2 | 0-3 | 1-5 |

All-Time Record: 850-1080

LONGEST WINNING STREAK

CLE: 13 games (7/13/1908 - 9/23/1908)
NY: 13 games (7/2/1976 - 7/7/1977)

LAST CLEVELAND SWEEP

| | |
|------------------------|--------------|
| at CLE | at NYY |
| 3-Game: 9/11-9/13/1970 | 4/7-4/9/1989 |
| 4-Game: 6/15-6/17/1962 | none |

LAST NEW YORK SWEEP

| | |
|------------------------|----------------|
| at CLE | at NYY |
| 3-Game: 8/10-8/12/2007 | 6/25-6/27/2012 |
| 4-Game: 6/21-6/23/1996 | 7/17-7/20/2003 |

Oakland Athletics

A.L. West Division

Oakland-Alameda County Coliseum
7000 Coliseum Way
Oakland, CA 94621



(510) 638-4900

www.oaklandathletics.com

Vice President and General Manager Billy Beane

Manager Bob Melvin
3rd Season in Oakland (141-120)
10th Season Overall (634-628)
2012: 94-68, 1.0GA, 1st A.L. West

Stadium (Year Opened)..... O.co Coliseum (1968)
 Capacity 35,067

CLEVELAND VS. OAKLAND LAST 10 YEARS

| Year | Home | Road | Totals |
|------|------|------|--------|
| 2003 | 2-1 | 1-5 | 3-6 |
| 2004 | 5-1 | 1-2 | 6-3 |
| 2005 | 5-1 | 1-2 | 6-3 |
| 2006 | 1-2 | 2-4 | 3-6 |
| 2007 | 5-2 | 1-2 | 6-4 |
| 2008 | 4-2 | 1-2 | 5-4 |
| 2009 | 2-1 | 0-4 | 2-5 |
| 2010 | 2-4 | 1-2 | 3-6 |
| 2011 | 3-1 | 2-1 | 5-2 |
| 2012 | 0-4 | 2-4 | 2-8 |

All-Time Record: 222-258

LONGEST WINNING STREAK

CLE: 13 games (5/27/1994 - 7/23/1995)
OAK: 10 games (7/31/1971 - 8/18/1972)

LAST CLEVELAND SWEEP

| | |
|------------------------|----------------|
| at CLE | at OAK |
| 3-Game: 5/13-5/15/2008 | 4/10-4/12/2000 |
| 4-Game: 7/14-7/16/1995 | 4/26-4/29/1999 |

LAST OAKLAND SWEEP

| | |
|------------------------|----------------|
| at CLE | at OAK |
| 3-Game: 9/18-9/20/1989 | 8/17-8/19/2012 |
| 4-Game: 8/27-8/30/2012 | 9/17-9/20/2009 |

Seattle Mariners

A.L. West Division

Safeco Field
1250 First Avenue South
Seattle, WA 98134

(206) 346-4000

www.mariners.com



Executive VP & GM, Baseball Operations.....Jack Zduriencik

Manager Eric Wedge
3rd season in Seattle (142-182)
10th Season Overall (703-755)
2012: 75-87, 19.0GB, 4th A.L. West

Stadium (Year Opened).....Safeco Field (1999)

Capacity.....47,860

CLEVELAND VS. SEATTLE LAST 10 YEARS

| Year | Home | Road | Totals |
|------|------|------|--------|
| 2003 | 3-3 | 0-3 | 3-6 |
| 2004 | 1-2 | 4-2 | 5-4 |
| 2005 | 2-1 | 5-2 | 7-3 |
| 2006 | 2-4 | 2-1 | 4-5 |
| 2007 | 2-1 | 2-2 | 4-3 |
| 2008 | 2-4 | 2-1 | 4-5 |
| 2009 | 3-4 | 3-0 | 6-4 |
| 2010 | 1-2 | 2-2 | 3-4 |
| 2011 | 2-4 | 3-0 | 5-4 |
| 2012 | 2-0 | 2-4 | 4-4 |

All-Time Record: 205-162

LONGEST WINNING STREAK

CLE: 8 games (9/26/1986 - 6/13/1987)

SEA: 8 games (7/15/1990 - 7/12/1991)

LAST CLEVELAND SWEEP

at CLE at SEA

3-Game: 8/18-8/20/2000 4/8-4/10/2011
4-Game: 8/27-8/30/1981 none

LAST SEATTLE SWEEP

at CLE at SEA

3-Game: 8/29-8/31/2008 8/20-8/22/2012
4-Game: none none

Tampa Bay Rays

A.L. East Division

Tropicana Field
One Tropicana Drive
St. Petersburg, FL 33705

(727) 825-3137

www.raysbaseball.com



Executive VP, Baseball OperationsAndrew Friedman

Manager Joe Maddon
8th Season in Tampa Bay (585-549)
10th Season Overall (612-573)
2012: 90-72, 5.0 GB, 3rd A.L. East

Stadium (Year Opened).....Tropicana Field (1998)

Capacity.....34,078

CLEVELAND VS. TAMPA BAY LAST 10 YEARS

| Year | Home | Road | Totals |
|------|------|------|--------|
| 2003 | 2-2 | 3-0 | 5-2 |
| 2004 | 3-0 | 0-3 | 3-3 |
| 2005 | 1-5 | 3-1 | 4-6 |
| 2006 | 4-0 | 2-1 | 6-1 |
| 2007 | 4-0 | 4-2 | 8-2 |
| 2008 | 4-0 | 1-2 | 5-2 |
| 2009 | 4-0 | 1-3 | 5-3 |
| 2010 | 1-2 | 1-5 | 2-7 |
| 2011 | 1-2 | 1-2 | 2-4 |
| 2012 | 2-2 | 2-2 | 4-4 |

All-Time Record: 73-46

LONGEST WINNING STREAK

CLE: 7 games, two times (4/22/2007 - 8/18/2007)

TB: 6 games (5/21/2004 - 8/14/2005)

LAST CLEVELAND SWEEP

at CLE at TB

3-Game: 5/14-5/16/2004 8/22-8/24/2003
4-Game: 5/25-5/28/2009 none

LAST TAMPA BAY SWEEP

at CLE at TB

3-Game: 8/12-8/14/2005 5/21-5/23/2004
4-Game: none none

Texas Rangers

A.L. West Division

Rangers Ballpark in Arlington
1000 Ballpark Way, Suite 400
Arlington, TX 76011

(817) 273-5222

www.texasrangers.com



General Manager..... Jon Daniels

Manager Ron Washington

7th Season in Texas/Overall (520-452)

2012: 93-69, 1.0GB, 2nd A.L. West (Wild Card)

Stadium (Year Opened).....Rangers Ballpark
in Arlington (1994)

Capacity.....48,194

CLEVELAND VS. TEXAS LAST 10 YEARS

| Year | Home | Road | Totals |
|------|------|------|--------|
| 2003 | 2-1 | 2-4 | 4-5 |
| 2004 | 1-5 | 0-3 | 1-8 |
| 2005 | 2-1 | 1-2 | 3-3 |
| 2006 | 1-2 | 4-2 | 5-4 |
| 2007 | 3-2 | 3-1 | 6-3 |
| 2008 | 1-2 | 5-2 | 6-4 |
| 2009 | 1-5 | 0-3 | 1-8 |
| 2010 | 1-2 | 1-2 | 2-4 |
| 2011 | 0-4 | 1-5 | 1-9 |
| 2012 | 3-3 | 1-2 | 4-5 |

All-Time Record: 193-239

LONGEST WINNING STREAK

CLE: 6 games (9/23/2006 - 7/20/2007)

TEX: 13 games (4/26/1978 - 4/17/1979)

LAST CLEVELAND SWEEP

at CLE

at TEX

3-Game: 8/12-8/14/1980

8/22-8/24/2008

4-Game: none

none

LAST TEXAS SWEEP

at CLE

at TEX

3-Game: 9/8-9/9/2009

9/13-9/15/2011

4-Game: 6/2-6/5/2011

none

Toronto Blue Jays

A.L. East Division

Rogers Centre
1 Blue Jays Way,
Suite 3200, Gate 9
Toronto, Ontario M5V 1J1

(416) 341-1000

www.bluejays.com



Senior VP & GM, Baseball Operations.....Alex Anthopoulos

ManagerJohn Gibbons

6th Season in Toronto/Overall (305-305)

2012: 73-89, 22.0GB, 4th A.L. East

Stadium (Year Opened).....Rogers Centre (1989)

Capacity.....49,278

CLEVELAND VS. TORONTO LAST 10 YEARS

| Year | Home | Road | Totals |
|------|------|------|--------|
| 2003 | 1-2 | 1-2 | 2-4 |
| 2004 | 3-0 | 2-2 | 5-2 |
| 2005 | 2-1 | 2-1 | 4-2 |
| 2006 | 3-0 | 1-2 | 4-2 |
| 2007 | 3-0 | 1-2 | 4-2 |
| 2008 | 3-1 | 3-0 | 6-1 |
| 2009 | 1-2 | 3-2 | 4-4 |
| 2010 | 4-3 | 2-1 | 6-4 |
| 2011 | 1-3 | 2-1 | 3-4 |
| 2012 | 1-2 | 1-2 | 2-4 |

All-Time Record: 188-190

LONGEST WINNING STREAKS

CLE: 7 games, two times (8/4/2004 - 5/14/2005)

TOR: 13 games (6/12/1991 - 4/21/1992)

LAST CLEVELAND SWEEP

at CLE

at TOR

3-Game: 5/1-5/3/2007

8/8-8/10/2008

4-Game: 6/28-7/1/2010

6/20-6/23/1977

LAST TORONTO SWEEP

at CLE

at TOR

3-Game: 5/3-5/5/2010

9/15-9/17/1989

4-Game: 9/5-9/8/1991

6/21-6/24/1991

Atlanta Braves

N.L. East Division

Turner Field
755 Hank Aaron Drive
Atlanta, GA 30315

(404) 522-7630

www.braves.com



Executive VP & General ManagerFrank Wren

Manager Fredi Gonzalez
3rd Season in Atlanta (183-141)
7th Season Overall (459-420)
2012: 94-68, 4.0GB, 2nd N.L. East (Wild Card)

Stadium (Year Opened)..... Turner Field (1997)

Capacity 49,401

CLEVELAND VS. ATLANTA SERIES HISTORY

| Year | Home | Road | Totals |
|------|------|------|--------|
| 2004 | 0-0 | 2-1 | 2-1 |
| 2007 | 1-2 | 0-0 | 1-2 |

All-Time Record: 3-3

LONGEST WINNING STREAKS

CLE: 1, 3 times

ATL: 2 games (6/15-6/16/2007)

LAST CLEVELAND SWEEP

at CLE at ATL

3-Game: none none

4-Game: none none

LAST ATLANTA SWEEP

at CLE at ATL

3-Game: none none

4-Game: none none

Cincinnati Reds

N.L. Central Division

Great American Ball Park
100 Joe Nuxhall Way
Cincinnati, OH 45202

(513) 765-7000

www.reds.com



President of Baseball Operations & GMWalt Jocketty

Manager Dusty Baker
6th Season in Cincinnati (419-391)
20th Season Overall (1,581-1,432)
2012: 97-65, 9.0GA, 1st N.L. Central

Stadium (Year Opened)..... Great American Ball Park (2003)

Capacity 42,319

CLEVELAND VS. CINCINNATI LAST 10 YEARS

| Year | Home | Road | Totals |
|------|------|------|--------|
| 2003 | 0-0 | 2-1 | 2-1 |
| 2004 | 3-0 | 1-2 | 4-2 |
| 2005 | 2-1 | 2-1 | 4-2 |
| 2006 | 1-2 | 2-1 | 3-3 |
| 2007 | 2-1 | 1-2 | 3-3 |
| 2008 | 1-2 | 0-3 | 1-5 |
| 2009 | 1-2 | 1-2 | 2-4 |
| 2010 | 1-2 | 1-2 | 2-4 |
| 2011 | 3-0 | 2-1 | 5-1 |
| 2012 | 3-0 | 0-3 | 3-3 |

All-Time Record: 42-39

LONGEST WINNING STREAKS

CLE: 6 games (6/27/2010 - 7/2/2011)

CIN: 4 games, two times (6/27/2009 - 5/22/2010)

LAST CLEVELAND SWEEP

at CLE at CIN

3-Game: 6/18-6/20/2012 6/11-6/13/1999

4-Game: none none

LAST CINCINNATI SWEEP

at CLE at CIN

3-Game: none 6/12-6/14/2012

4-Game: none none

Miami Marlins

N.L. East Division

Marlins Park
501 Marlins Way
Miami, FL 33125

(305) 480-1300

www.marlins.com

President, Baseball OperationsLarry Beinfest

Manager Mike Redmond

1st Season in Miami/Overall

2012: 69-93, 29.0GB, 5th N.L. East

Stadium (Year Opened).....Marlins Park (2012)

Capacity.....37,442



New York Mets

N.L. East Division

Citi Field
Flushing, NY 11368

(718) 507-6387

www.mets.com

General Manager..... Sandy Alderson

Manager Terry Collins

3rd Season in New York (151-173)

9th Season Overall (595-607)

2012: 74-88, 24.0GB, 4th N.L. East

Stadium (Year Opened)..... Citi Field (2009)

Capacity.....41,800



CLEVELAND VS. MIAMI SERIES HISTORY

| Year | Home | Road | Totals |
|------|------|------|--------|
| 2002 | 0-0 | 0-3 | 0-3 |
| 2004 | 1-2 | 0-0 | 1-2 |
| 2007 | 0-0 | 2-1 | 2-1 |
| 2012 | 1-2 | 0-0 | 1-2 |

All-Time Record: 4-8

CLEVELAND VS. NEW YORK SERIES HISTORY

| Year | Home | Road | Totals |
|------|------|------|--------|
| 2002 | 1-2 | 0-0 | 1-2 |
| 2004 | 0-0 | 1-2 | 1-2 |
| 2010 | 0-3 | 0-0 | 0-3 |

All-Time Record: 2-7

LONGEST WINNING STREAKS

CLE: 2 games (6/13/2007 - 6/14/2007)

MIA: 4 games (6/18/2002 - 6/8/2004)

LONGEST WINNING STREAKS

CLE: 1 game, two times

NYM: 4 games (6/17/2004 - 6/17/2010)

LAST CLEVELAND SWEEP

at CLE

at MIA

3-Game: none

none

4-Game: none

none

LAST CLEVELAND SWEEP

at CLE

at NYM

3-Game: none

none

4-Game: none

none

LAST MIAMI SWEEP

at CLE

at MIA

3-Game: none

6/18-6/20/2002

4-Game: none

none

LAST NEW YORK SWEEP

at CLE

at NYM

3-Game: 6/15-6/17/2010

none

4-Game: none

none

Philadelphia Phillies

N.L. East Division

Citizens Bank Park
One Citizens Bank Way
Philadelphia, PA 19148



(215) 463-6000

www.phillies.com

Senior VP & General Manager.....Ruben Amaro, Jr.

Manager **Charlie Manuel**

9th Season in Philadelphia (727-569)

12th Season Overall (947-759)

2012: 81-81, 17.0GB, 3rd N.L. Central

Stadium (Year Opened).....Citizens Bank Park (2004)

Capacity..... 43,651

CLEVELAND VS. PHILADELPHIA SERIES HISTORY

| Year | Home | Road | Totals |
|------|------|------|--------|
| 2002 | 1-2 | 0-0 | 1-2 |
| 2007 | 2-1 | 0-0 | 2-1 |
| 2010 | 0-0 | 0-3 | 0-3 |

All-Time Record: 3-6

LONGEST WINNING STREAKS

CLE: 1 game, three times

PHI: 3 games (6/22/2010 - 6/24/2010)

LAST CLEVELAND SWEEP

at CLE at PHI

3-Game: none none

4-Game: none none

LAST PHILADELPHIA SWEEP

at CLE at PHI

3-Game: none 6/22-6/24/2010

4-Game: none none

Washington Nationals

N.L. East Division

Nationals Park
1500 South Capitol Street, SE
Washington, DC 20003



(202) 640-7000

www.nationals.com

Executive VP, Baseball Operations & GM.....Mike Rizzo

Manager **Davey Johnson**

3rd Season in Washington (138-107)

17th Season Overall (1,286-995)

2012: 98-64, 4.0GA, 1st N.L. East

Stadium (Year Opened).....Nationals Park (2008)

Capacity.....41,506

CLEVELAND VS. MON/WSH SERIES HISTORY

| Year | Home | Road | Totals |
|------|------|------|--------|
| 2002 | 0-0 | 1-2 | 1-2 |
| 2007 | 0-0 | 1-2 | 1-2 |
| 2010 | 2-1 | 0-0 | 2-1 |

All-Time Record: 4-5

LONGEST WINNING STREAKS

CLE: 2 games (6/11/2010 - 6/12/2010)

WSH: 2 games (6/23/2002 - 6/22/2007)

LAST CLEVELAND SWEEP

at CLE at WSH

3-Game: none none

4-Game: none none

LAST WASHINGTON SWEEP

at CLE at WSH

3-Game: none none

4-Game: none none



NATIONAL BASEBALL HALL OF FAME AND MUSEUM

25 Main Street, Cooperstown, New York 13326

Phone: (607) 547-7200 Fax: (607) 547-2044

Public Relations: (607) 547-0215

e-mail address: info@baseballhall.org

Web site: baseballhall.org

Summer Hours: Memorial Day Weekend - Labor Day Weekend: 9 a.m. to 9 p.m.

Regular Hours: 9 a.m. to 5 p.m.

Holiday Closings: Thanksgiving Day, Christmas Day, and New Year's Day.

DIRECTORY: Jane Forbes Clark (Chairman), Joe Morgan (Vice Chairman), Jeff Idelson (President), Bill Haase (Senior Vice President), Sean Gahagan (Vice President, Retail Merchandising & Licensing), Erik Strohl (Senior Director of Exhibitions and Collections), Ken Meifert (Senior Director, Development)

RESEARCH AND LIBRARY CONTACTS: Jim Gates (Librarian), Tim Wiles (Research Director), Pat Kelly (Photo Archivist)

PR CONTACTS: Brad Horn (Senior Director, Communications & Education) and Craig Muder (Communications Director)

HALL OF FAME WEEKEND 2013: July 26-29

Inductees: Hank O'Day, Jacob Ruppert and Deacon White

Awards: Sat. July 27, 4:30 p.m. ET, Doubleday Field

Induction: Sun. July 28, 1:30 p.m. ET, Clark Sports Center

HALL OF FAME CLASSIC 2013: May 25-26

Legends Game and Special Events

Game: Sat. May 25, Doubleday Field

For more information, visit baseballhall.org

INDIANS IN THE HALL OF FAME

A total of 33 former players, managers and executives in the Hall of Fame spent some or part of their professional careers with the Cleveland Indians, including both 2011 BBWAA Inductees: Roberto Alomar spent three seasons in Cleveland from 1999-2001 and Bert Blyleven pitched for the Indians from 1981-85. Twelve Hall of Famers spent the majority of their careers in an Indians uniform, including Earl Averill, Lou Boudreau, Stan Covelesk, Larry Doby, Bob Feller, Elmer Flick, Addie Joss, Nap Lajoie, Bob Lemon, Joe Sewell, Tris Speaker and Early Wynn. For a complete list of Cleveland Indians in the Hall of Fame, visit the "Hall of Famers" team pages at www.baseballhall.org

NOTABLE INDIANS ARTIFACTS IN COOPERSTOWN

- Jersey worn by Jim Thome for the 604th of his career and final home run of the 2011 season on Sept. 23rd.
- Bat used by Grady Sizemore to record the first grand slam and a ball signed by starter Cliff Lee, the first winning pitcher at new Yankee Stadium on April 16, 2009.
- Jersey from Cliff Lee, who tied for the big league lead in victories and won the American League Cy Young Award in 2008.
- Bat used by Kelly Shoppach on July 30, 2008, when he collected five extra-base hits in one game, a feat accomplished just one other time in American League history (Lou Boudreau, July 14, 1946).
- Jersey worn by Asdrubal Cabrera on August 10, 2007 to commemorate the 50th anniversary of Larry Doby breaking the American League color barrier.
- Bat used by Ben Broussard on Aug. 12, 2004 to hit his second pinch-hit grand slam of the season, tying a major league record.
- Bat used by Jobert Cabrera to hit the game-winning single against the Seattle Mariners on Aug. 5, 2001, which marked only the third time in major league history that a team overcame a deficit of 12 runs.
- Bat used by Manny Ramirez in 1998 to hit four home runs in four at-bats; ball from sixth home run in three games.
- Bat used by 1997 All-Star Game MVP Sandy Alomar, Jr. at Jacobs Field.
- Cap worn by Dennis Eckersley during his no-hitter on May 30, 1977.
- Ticket stubs from Games Three, Four and Five of the 1948 World Series at Municipal Stadium.
- Baseball from Bob Feller's April 16, 1940 Opening Day no-hitter.
- Autographed ball signed by Cleveland teammates Cy Young and Nap Lajoie from 1910.



Collage of Bob Feller artifacts.

A LOOK AHEAD TO 2014

Ballots for the 2014 Hall of Fame/BBWAA election will be distributed in early December with results from the voting scheduled to be announced in January 2014. A partial list of first-year candidates for election include: Moises Alou, Eric Gagne, Tom Glavine, Greg Maddux, Mike Mussina, Hideo Nomo, Jeff Kent and Frank Thomas. Historical information on past BBWAA elections and the election process can be accessed at www.baseballhall.org or by contacting the Hall of Fame Public Relations department.

CONNECT TO COOPERSTOWN

- For up-to-the-minute news from Cooperstown, visit at www.baseballhall.org. Stay up-to-date on all the activity at the Hall of Fame's official site and through social networking on Facebook, Instagram, Twitter and YouTube.
- If you would like to receive interesting stories and timely news items direct from the Hall of Fame and get the inside track on the latest happenings in Cooperstown, sign up for *Inside Pitch*. There's no cost to receive our weekly electronic newsletter in your e-mail box at home or work and it's easy to enroll: Just log on to www.hofclubhouse.com.
- If you have an interest in receiving *Around The Horn*, the Hall's monthly media newsletter, please send an e-mail to info@baseballhall.org. Be sure to include your name, name of organization and e-mail address.

RESEARCH ASSISTANCE

The Hall of Fame is pleased to provide assistance in baseball research and members of the media are encouraged to utilize this valuable baseball resource whenever necessary by calling the Public Relations department at (607) 547-0215, or the Library Reference desk at (607) 547-0330.

Miscellaneous

FRANCONA, JOHN P. "TITO"
 Born November 6, 1925, at Lakewood, Pa.; married Rebecca Ann Anderson, October 5, 1949; two sons and three daughters; died April 22, 1999; buried in Cleveland at Forestburg Square; his wife died June 28, 1998; death 21, 1999.

| Year | Club | G | AB | R | H | 2B | 3B | HR | BA | SO | A | E | SB |
|--|------|-----|-----|-----|-----|----|----|----|------|-----|---|---|----|
| 1950 | Cle. | 48 | 207 | 22 | 56 | 10 | 1 | 1 | .271 | 20 | 1 | 0 | 0 |
| 1951 | Cle. | 129 | 504 | 52 | 135 | 22 | 2 | 3 | .268 | 50 | 2 | 0 | 0 |
| 1952 | Cle. | 147 | 557 | 55 | 149 | 28 | 3 | 4 | .267 | 57 | 3 | 0 | 0 |
| 1953 | Cle. | 148 | 562 | 58 | 147 | 27 | 3 | 4 | .262 | 56 | 2 | 0 | 0 |
| 1954 | Cle. | 150 | 574 | 62 | 153 | 28 | 4 | 5 | .267 | 61 | 3 | 0 | 0 |
| 1955 | Cle. | 154 | 589 | 66 | 160 | 30 | 4 | 6 | .272 | 64 | 3 | 0 | 0 |
| 1956 | Cle. | 155 | 594 | 68 | 163 | 31 | 4 | 7 | .274 | 65 | 3 | 0 | 0 |
| 1957 | Cle. | 156 | 600 | 70 | 166 | 32 | 4 | 8 | .277 | 66 | 3 | 0 | 0 |
| 1958 | Cle. | 157 | 605 | 72 | 169 | 33 | 4 | 9 | .280 | 67 | 3 | 0 | 0 |
| 1959 | Cle. | 158 | 610 | 74 | 172 | 34 | 4 | 10 | .282 | 68 | 3 | 0 | 0 |
| 1960 | Cle. | 159 | 615 | 76 | 175 | 35 | 4 | 11 | .285 | 69 | 3 | 0 | 0 |
| 1961 | Cle. | 160 | 620 | 78 | 178 | 36 | 4 | 12 | .289 | 70 | 3 | 0 | 0 |
| 1962 | Cle. | 161 | 625 | 80 | 181 | 37 | 4 | 13 | .290 | 71 | 3 | 0 | 0 |
| 1963 | Cle. | 162 | 630 | 82 | 184 | 38 | 4 | 14 | .291 | 72 | 3 | 0 | 0 |
| 1964 | Cle. | 163 | 635 | 84 | 187 | 39 | 4 | 15 | .293 | 73 | 3 | 0 | 0 |
| 1965 | Cle. | 164 | 640 | 86 | 190 | 40 | 4 | 16 | .294 | 74 | 3 | 0 | 0 |
| 1966 | Cle. | 165 | 645 | 88 | 193 | 41 | 4 | 17 | .293 | 75 | 3 | 0 | 0 |
| 1967 | Cle. | 166 | 650 | 90 | 196 | 42 | 4 | 18 | .294 | 76 | 3 | 0 | 0 |
| 1968 | Cle. | 167 | 655 | 92 | 199 | 43 | 4 | 19 | .290 | 77 | 3 | 0 | 0 |
| 1969 | Cle. | 168 | 660 | 94 | 202 | 44 | 4 | 20 | .291 | 78 | 3 | 0 | 0 |
| 1970 | Cle. | 169 | 665 | 96 | 205 | 45 | 4 | 21 | .293 | 79 | 3 | 0 | 0 |
| 1971 | Cle. | 170 | 670 | 98 | 208 | 46 | 4 | 22 | .296 | 80 | 3 | 0 | 0 |
| 1972 | Cle. | 171 | 675 | 100 | 211 | 47 | 4 | 23 | .299 | 81 | 3 | 0 | 0 |
| 1973 | Cle. | 172 | 680 | 102 | 214 | 48 | 4 | 24 | .300 | 82 | 3 | 0 | 0 |
| 1974 | Cle. | 173 | 685 | 104 | 217 | 49 | 4 | 25 | .301 | 83 | 3 | 0 | 0 |
| 1975 | Cle. | 174 | 690 | 106 | 220 | 50 | 4 | 26 | .304 | 84 | 3 | 0 | 0 |
| 1976 | Cle. | 175 | 695 | 108 | 223 | 51 | 4 | 27 | .306 | 85 | 3 | 0 | 0 |
| 1977 | Cle. | 176 | 700 | 110 | 226 | 52 | 4 | 28 | .307 | 86 | 3 | 0 | 0 |
| 1978 | Cle. | 177 | 705 | 112 | 229 | 53 | 4 | 29 | .306 | 87 | 3 | 0 | 0 |
| 1979 | Cle. | 178 | 710 | 114 | 232 | 54 | 4 | 30 | .304 | 88 | 3 | 0 | 0 |
| 1980 | Cle. | 179 | 715 | 116 | 235 | 55 | 4 | 31 | .302 | 89 | 3 | 0 | 0 |
| 1981 | Cle. | 180 | 720 | 118 | 238 | 56 | 4 | 32 | .303 | 90 | 3 | 0 | 0 |
| 1982 | Cle. | 181 | 725 | 120 | 241 | 57 | 4 | 33 | .305 | 91 | 3 | 0 | 0 |
| 1983 | Cle. | 182 | 730 | 122 | 244 | 58 | 4 | 34 | .307 | 92 | 3 | 0 | 0 |
| 1984 | Cle. | 183 | 735 | 124 | 247 | 59 | 4 | 35 | .307 | 93 | 3 | 0 | 0 |
| 1985 | Cle. | 184 | 740 | 126 | 250 | 60 | 4 | 36 | .309 | 94 | 3 | 0 | 0 |
| 1986 | Cle. | 185 | 745 | 128 | 253 | 61 | 4 | 37 | .307 | 95 | 3 | 0 | 0 |
| 1987 | Cle. | 186 | 750 | 130 | 256 | 62 | 4 | 38 | .308 | 96 | 3 | 0 | 0 |
| 1988 | Cle. | 187 | 755 | 132 | 259 | 63 | 4 | 39 | .307 | 97 | 3 | 0 | 0 |
| 1989 | Cle. | 188 | 760 | 134 | 262 | 64 | 4 | 40 | .308 | 98 | 3 | 0 | 0 |
| 1990 | Cle. | 189 | 765 | 136 | 265 | 65 | 4 | 41 | .307 | 99 | 3 | 0 | 0 |
| 1991 | Cle. | 190 | 770 | 138 | 268 | 66 | 4 | 42 | .309 | 100 | 3 | 0 | 0 |
| 1992 | Cle. | 191 | 775 | 140 | 271 | 67 | 4 | 43 | .309 | 101 | 3 | 0 | 0 |
| 1993 | Cle. | 192 | 780 | 142 | 274 | 68 | 4 | 44 | .308 | 102 | 3 | 0 | 0 |
| 1994 | Cle. | 193 | 785 | 144 | 277 | 69 | 4 | 45 | .307 | 103 | 3 | 0 | 0 |
| 1995 | Cle. | 194 | 790 | 146 | 280 | 70 | 4 | 46 | .308 | 104 | 3 | 0 | 0 |
| 1996 | Cle. | 195 | 795 | 148 | 283 | 71 | 4 | 47 | .308 | 105 | 3 | 0 | 0 |
| 1997 | Cle. | 196 | 800 | 150 | 286 | 72 | 4 | 48 | .308 | 106 | 3 | 0 | 0 |
| 1998 | Cle. | 197 | 805 | 152 | 289 | 73 | 4 | 49 | .308 | 107 | 3 | 0 | 0 |
| 1999 | Cle. | 198 | 810 | 154 | 292 | 74 | 4 | 50 | .308 | 108 | 3 | 0 | 0 |
| ALL-STAR GAME SELECTIONS | | | | | | | | | | | | | |
| 1961, 1962, 1963, 1964, 1965, 1966, 1967, 1968, 1969, 1970, 1971, 1972, 1973, 1974, 1975, 1976, 1977, 1978, 1979, 1980, 1981, 1982, 1983, 1984, 1985, 1986, 1987, 1988, 1989, 1990, 1991, 1992, 1993, 1994, 1995, 1996, 1997, 1998, 1999 | | | | | | | | | | | | | |

TITO FRANCONA

It was a happy day in Indians' baseball fortunes on March 21, 1959, when Tito Francona joined the Wigwam in a trade for veteran Larry Doby. In three seasons with the Tribe, Francona has developed into one of the American League's most effective and consistent hitters. Possibly no hitter has maintained a batting mark in such a narrow range throughout an entire season as did Francona in 1961. While appearing in more games than any other Tribesman, 154 of the 162 on the schedule, Francona's average hovered consistently between .285 and .301 all year. His 85 runs-batted-in constituted a new season's high for him in his entire professional career. He was honored by being named to the squad for last summer's second All-Star game played in Boston.

Broadcast Information 444-447

Cleveland BBWAA 439

Cleveland Indians Charities 455

Event and Giveaway Schedule 448-449

How To Figure 452

Important Dates 453

Items of Interest 450-452

Last Time It Happened..... 433-438

Media Game Day Information..... 454

Off-Season Transactions..... 432

Pre-Game Workout Schedule at Progressive Field 454

Servicing the Media in Progressive Field..... 439

Spring Training Information 440-443

Spring Training Schedule 442

2012-13 OFF-SEASON TRANSACTIONS

- October 31** Outrighted **OF VINNY ROTTINO** and **RHP KEVIN SLOWEY** on to the AAA Columbus roster...**LHP SCOTT MAINE** claimed on Outright Waivers by the Toronto Blue Jays... Exercised the 2013 club option of **RHP UBALDO JIMENEZ**...Declined the 2013 club options for **DH TRAVIS HAFNER** and **RHP ROBERTO HERNANDEZ**...Appointed **SANDY ALOMAR** (Bench Coach), **MICKEY CALLAWAY** (Pitching Coach), **KEVIN CASH** (Bullpen Coach), **BRAD MILLS** (Third Base Coach), **MIKE SARBAUGH** (First Base Coach) and **TY VAN BURKLEO** (Hitting Coach) to the Major League coaching staff.
- November 2** Claimed **RHP BLAKE WOOD** on outright waivers from the Kansas City Royals.
- November 3** Acquired **INF MIKE AVILES** and **CA/INF YAN GOMES** from the Toronto Blue Jays in exchange for **RHP ESMIL ROGERS**.
- November 8** Signed **INF LUIS HERNANDEZ** to a Minor League contract w/Major League camp non-roster invite.
- November 19** Signed free agent **OF MATT CARSON** and **OF CEDRIC HUNTER** to Minor League contracts w/non-roster invitations to Major League camp.
- November 20** Purchased the contracts of **OF TIM FEDROFF** and **RHP CHEN-CHANG LEE** from AAA Columbus and **RHP TREY HALEY** and **LHP T.J. HOUSE** from the Double-A Akron Aeros...Outrighted **INF MATT LaPORTA** and **INF BRENT LILLIBRIDGE** to AAA Columbus and designated **RHP FABIO MARTINEZ** for assignment.
- November 26** Signed **INF NATE SPEARS** to a Minor League contract w/Major League camp non-roster invite.
- November 28** Re-instated **LHP NICK HAGADONE** to the 40-man roster...Designated **LHP RAFAEL PEREZ**.
- November 30** Claimed **INF MIKE McDADE** off outright waivers from the Toronto Blue Jays...Designated **LHP CHRIS SEDDON** for assignment...Did not tender 2013 Major League contracts to **INF JACK HANNAHAN**, **LHP RAFAEL PEREZ** and **Seddon**, making all three players free agents... Signed free agent **RHP FERNANDO NIEVE** to a Minor League contract with a non-roster invitation to 2013.
- December 6** Selected **1B CHRIS McGUINNESS** from Texas in the Major League phase of the 2012 Rule V Draft.
- December 11** Acquired **RHP TREVOR BAUER**, **RHP MATT ALBERS** and **RHP BRYAN SHAW** from the Arizona Diamondbacks and **OF DREW STUBBS** from the Cincinnati Reds in exchange for **OF SHIN-SOO CHOO**, **INF JASON DONALD**, **LHP TONY SIPP**, **INF LARS ANDERSON** and cash considerations... Choo, Donald and cash sent to Cincinnati... Sipp, Anderson and **INF Didi Gregorius** (from CIN) traded to the Arizona Diamondbacks.
- December 18** Signed free agent **INF MARK REYNOLDS** to a one-year Major League contract for the 2013 season... Designated **INF RUSS CANZLER** for assignment (claimed by Toronto on 12/21).
- December 19** Signed **RHP JOE MARTINEZ & CA BRIAN JEROLOMAN** to Minor League contracts w/non-roster invitations to Major League camp.
- January 2** Claimed **INF RUSS CANZLER** off waivers from Toronto... Designated **RHP JEANMAR GOMEZ**.
- January 3** Signed free agent **OF NICK SWISHER** to a four-year Major League contract thru 2016 with a vesting option for 2017...Designated **OF THOMAS NEAL** for assignment.
- January 4** Signed free agent **RHP BRETT MYERS** to a Major League contract for 2013 with a 2014 club option... **INF RUSS CANZLER** claimed off waivers by the New York Yankees.
- January 8** Signed **LHP SCOTT KAZMIR**, **RHP JERRY GIL** and **LHP EDWARD PAREDES** to Minor League contracts w/non-roster invitations to MLB camp.
- January 9** Acquired **OF QUINCY LATIMORE** from the Pittsburgh Pirates in exchange for **RHP JEANMARGOMEZ**.
- January 21** Signed **INF/OF RYAN RABURN & OF BEN FRANCISCO** to Minor League contracts w/non-roster invitations to MLB camp.
- January 31** Signed **CA OMIR SANTOS** to a Minor League contract w/Major League camp non-roster invite.

LAST TIME IT HAPPENED...

HITTING

Hitting for the cycle: TRAVIS HAFNER, August 14, 2003 at Minnesota...Triple in 8th inning off James Baldwin...First Indians cycle since 1978 (Andre Thornton).

Last cycle by opponent: MARK TEIXEIRA, August 17, 2004 at Texas.

Six-hit game: OMAR VIZQUEL, August 31, 2004 (9.0IP) at New York, 22-0 win...6 for 7, 2 2B, 3RS, 4RBI, popped out to RF in 9th inning.

Eight-RBI game: BEN BROUSSARD, April 27, 2006 vs. Boston.

Six hits in a nine-inning game: OMAR VIZQUEL, August 31, 1999 (9.0IP) at New York.

Last time opponent, 6 hits in one game: JOHNNY BRIGGS, August 4, 1973 vs. Milwaukee.

Nine-RBI game: CHRIS JAMES, May 4, 1991 at Oakland.

Last time opponent, 8 RBI in one game: KEN GRIFFEY, July 8, 2000 vs. Cincinnati.

Last Indian to score 5 runs in a game: JOE CARTER, Sept. 6, 1986 at Milwaukee.

Last Indian with 5 (or more) walks in a game: ANDRE THORNTON (6BB), May 2, 1984 at Baltimore.

Last Indian with 3 intentional walks in a game: JIM THOME, May 12, 1998 at Tampa Bay.

Batter with 8 straight hits: JULIO FRANCO, June 21-23, 1988.

Batter with 9 straight hits: JORGE ORTA, June 14-16, 1980.

Last batter at least 0-for-33: PAT TABLER, 1987...FRANKLIN GUTIERREZ was 0 for 32 in 2008.

Two base hits, one inning: SHELLEY DUNCAN, September 18, 2011 at Minnesota (7th inning)...HR and double.

Two extra base hits, one inning: SHELLEY DUNCAN, September 18, 2011 at Minnesota (7th inning)...HR/2B.

Two walks in one inning: AUSTIN KEARNS, June 9, 2010 vs. Boston (8th inning).

Two triples in one game: EZEQUIEL CARRERA, August 4, 2012 at Detroit

Twenty hits in one game: May 16, 2011 at Kansas City

25 hits in one game: April 18, 2009 at New York-AL.

Twenty hits allowed in a nine-inning game: May 25, 2011 vs. Boston (20 hits)

Twenty hits allowed in an extra inning game: 22 hits, August 16, 2011 at Chicago-AL (14.0IP)

More than 22 hits allowed in one game: 25, June 4, 2002 at Minnesota (tied club record).

Twenty or more runs in one game: 22, April 18, 2009 at New York-AL.

Three team triples in one game: June 5, 2012 at Detroit...Hit 4 triples on August 12, 2001 at Texas.

Nine or more doubles game: Club Record 12 on July 12, 1996 at Minnesota.

12 walks in one game: September 29, 2012 vs. Kansas City (12BB in 14.0IP)...Walked 12 times in 9.0IP game on Sept. 26, 2012 at Chicago-AL

Six steals in a game: Sept. 21, 2000 (N) at Boston...Stole 7 bases last on Sept. 14, 1996 vs. Oakland (G2).

Shutout in two straight games: August 27-28, 2012 vs. Oakland

Shutout in three straight games: June 12-14, 1991...Did not score in 31 straight IP in 1985 (7/2-5) and in 35.1IP straight from 7/9-14/1965.

Twenty or more runs allowed in one game: 23, June 4, 2002 at Minnesota (club record, margin of defeat, 23-2).

One hit in one game: July 27, 2011 vs. LA Angels (ERVIN SANTANA no-hitter)

No hits in one game: July 27, 2011 vs. LA Angels (ERVIN SANTANA no-hitter)

Last pitcher to throw CG/SHO, 1-hitter vs. Cleveland: DAN HAREN, April 12, 2011 at Los Angeles Angels.

Last pitcher to throw no-hitter vs. Cleveland: ERVIN SANTANA, July 27, 2011 vs. LA Angels

Ten-run inning: Sept 30, 2012 vs KC (5th inning)

Ten-run inning allowed: August 6, 2012 vs MIN (2nd inning)

Last time came back from 6-run deficit in the 9th inning: May 25, 2009 vs. Tampa Bay...Trailed, 10-4, entering the 9th inning to win, 11-10.

Shutout in Major League debut by opposing pitcher: September 3, 2002 at Detroit...ANDY VAN HEKKEN pitched an 8-hitter in 4-0 Tigers win.

Non-Pitcher pitching: ANDY MARTE, July 29, 2010 vs. New York-AL...Scoreless 9th inning...21st non-pitcher in club history.

Back-to-back triples: April 18, 2005 at Kansas City (Peralta and Crisp).

Pitcher with an RBI: JOSH TOMLIN, June 28, 2011 at Arizona

Pitcher with a base hit: DEREK LOWE, June 24, 2012 at Houston

Pitcher with 2 hits: JOSH TOMLIN, June 28, 2011 at Arizona

Pitcher with a home run: CC SABATHIA, June 21, 2008 at LA Dodgers (HR off Chan Ho Park).

Pitcher with a grand slam: STEVE DUNNING, May 11, 1971 vs. Oakland in the 5th inning.

Batting around in consecutive innings/twice in same game: June 4, 2008 at Texas.

Grounded into triple play: TOBY HARRAH, May 31, 1980 vs. Seattle; 3-6-4 triple play.

HOME RUNS

Inside the park home run at home: JHONNY PERALTA, July 18, 2010 vs. Detroit off Andy Oliver in the first inning...6th time by an Indian in Progressive Field.

Inside the park home run on road: GRADY SIZEMORE; September 24, 2006 at Texas.

Inside the park home runs allowed: JEFF BAKER, June 17, 2008 at Colorado off Paul Byrd.

Two grand slams, one game: September 24, 1999 at Toronto...Second time in franchise history (other on April 22, 1988 at Minnesota)...MANNY RAMIREZ (5th inning) and DAVE ROBERTS (8th inning) connected for slams vs. the Blue Jays.

Pinch-Hit home run: Pinch Hit home run: TRAVIS HAFNER, October 2, 2012 vs. Chicago-AL (off Jake Peavy)

Pinch-Hit grand slam: TRAVIS HAFNER, July 1, 2006 at Cincinnati off Joe Mays.

Home run leading off season: GRADY SIZEMORE, April 2, 2007 at Chicago-AL off Jose Contreras...3rd time in club history.

First two batters of game leading off with home runs: KOSUKE FUKUDOME/JASON KIPNIS, September 22, 2011 vs. Chicago-AL (off Phil Humber).

Three home runs hit, one inning: May 15, 2012 at Minnesota (5th inning)

Three home runs in a row: MATT LAWTON, VICTOR MARTINEZ and CASEY BLAKE, July 16, 2004 at Seattle in the 3rd inning off Travis Blackley.

Four home runs in one inning: TRAVIS HAFNER, JODY GERUT, BEN BROUSSARD and VICTOR MARTINEZ, July 16, 2004 at Seattle in 9th inning off Ruben Mateo and Mike Myers (tied club record for HR in an inning).

Six home runs in one game: April 18, 2009 at New York-AL.

Eight home runs in one game: July 16, 2004 at Seattle (Martinez 3HR, Lawton, Blake, Hafner, Broussard, Gerut, Vizquel).

Home runs from both sides of the plate in the same game: CARLOS SANTANA, September 13, 2011 at Texas...7th time in club history.

Last two batters of game hit homers: MANNY RAMIREZ and JIM THOME, April 16, 2000 vs. Texas off John Wetteland, 9th Inning...Indians 2, Texas 1.

Home run in major league debut: KEVIN KOUZMANOFF; September 2, 2006 at Texas off Edinson Volquez on first pitch/at bat of career (grand slam).

First major league home being a grand slam: KEVIN KOUZMANOFF; September 2, 2006 at Texas off Edinson Volquez.

Three home runs, one game: SHIN-SOO CHOO, September 17, 2010 at Kansas City (off three different pitchers).

Three homers by opponent, one game: DAN JOHNSON, October 3, 2012 vs. Chicago-AL

Grand slam home run: ASDRUBAL CABRERA, September 30, 2012 vs. Kansas City (off Everett Teaford)

Grand slam home run allowed: DAYAN VICIEDO, October 1, 2012 vs. Chicago-AL (off Scott Maine)

Home run leading off game: JASON KIPNIS, August 30, 2012 vs. Oakland (off Jarrod Parker)

PITCHING

Perfect game: LEN BARKER, May 15, 1981 vs. Toronto.

One-Hitter: BILLY TRABER, July 8, 2003 vs. New York-AL...3rd inning single by John Flaherty...66th CG, one-hitter in franchise history...Bob Feller had 12 one-hitters and Addie Joss had 7.

Seven home runs allowed, one game: August 1, 2003 at Texas...Billy Traber (3) and Terry Mulholland (4).

- Three home runs allowed, one inning:** ZACH McALLISTER, September 2, 2012 vs. Texas (5th inning)
- Four home runs allowed, one inning:** June 29, 2001 vs. Kansas City...MIKE SWEENEY, JERMAINE DYE, RAUL IBANEZ and CARLOS BELTRAN in the 4th inning off DAVE BURBA.
- 16 strikeouts:** LUIS TIANI, September 9, 1968 at Minnesota...19K game of July 3, 1968 is last time a pitcher fanned 17 or more.
- 15 strikeouts:** GREG SWINDELL, May 10, 1987 vs. Kansas City.
- Last pitcher to strikeout 14 in a game:** BARTOLO COLON, May 29, 1998 at Toronto.
- Last pitcher to strikeout 12 in a game:** JUSTIN MASTERSON, September 30, 2009 vs. Chicago-AL.
- Last pitcher to strikeout 10 in a game:** UBALDO JIMENEZ, August 9, 2012 vs Boston
- Last opposing pitcher with 15 strikeouts:** ZACK GREINKE, August 25, 2009 at KC.
- Shutout in 1st Major League game:** LUIS TIANI, July 19, 1964 at New York; 3-0; 4-hitter.
- Complete game doubleheader shutouts:** LUIS TIANI and SAM McDOWELL, September 30, 1964 vs. Boston; 5-0 and 3-0.
- Individual pitcher with two consecutive complete game/shutouts:** JEREMY SOWERS; July 22 and 28, 2006 vs. Minnesota and Seattle.
- Three consecutive shutouts:** JOHN DENNY, August 28 (vs. Seattle 1-0), September 2 (vs. Oakland 2-0) and September 6 (2-0 vs. California), 1981.
- Four consecutive shutouts:** LUIS TIANI, April 28 (2-0 at Washington), May 4 (2-0 vs. Minnesota), May 7 (8-0 at New York), and May 12 (2-0 at Baltimore), 1968.
- Consecutive team game shutouts (individual or combined):** May 13-14, 2008.
- Three straight consecutive team game shutouts (individual or combined):** September 18-19, 1956.
- Last Indian w/at least 27.0IP consecutive scoreless innings:** CLIFF LEE, April 13-30, 2008.
- Last Indian w/at least 29.1IP consecutive scoreless innings:** DAN SPILLNER, 1982.
- Last Indians starting pitcher w/3 consecutive starts of at least 10K:** C.C. SABATHIA, June 15-27, 2008.
- Last Indians starting pitchers to post 10 or more strikeouts in consecutive team games:** C.C. SABATHIA and CLIFF LEE, June 26-27, 2008.
- Last Indian to win at least 15 straight decisions:** GAYLORD PERRY, 1974.
- Last Indian to win at least 11 straight decisions:** CLIFF LEE, 2008.
- Complete game in First Major League start:** JOHN FARRELL, August 21, 1987 (2nd game) vs. Detroit; 8-3 win.
- Four strikeouts in one inning:** JUSTIN MASTERSON, August 4, 2011 at Boston (2nd inning)
- Last Indian to pitch 10.0 innings in a start:** DENNIS MARTINEZ, May 6, 1994 at Baltimore.
- Last pitcher to pitch more than 10.0IP:** DON SCHULZE, Sept., 4, 1984 vs. California (10.2IP).
- Last pitcher to pitch 11.0IP:** JOHN DENNY, May 13, 1981 at Chicago-AL (11.0IP).

Last pitcher to pitch 12.0IP: DENNIS ECKERSLEY, May 25, 1977 vs. Seattle.

Last time Indians pitchers tossed back-to-back complete games: DAVID HUFF on April 15, 2010 vs. Texas and MITCH TALBOT on April 16, 2010 vs. Chicago-AL.

Last Indians pitchers to throw consecutive complete game/shutouts (back-to-back games): April 16 and 18, 1981 at Milwaukee (Wayne Garland 1-0, Bert Blyleven 5-0).

Last pitcher with consecutive complete games: FAUSTO CARMONA, Sept 3-10, 2010 at Seattle / vs. Minnesota.

Last Indians pitcher with 3 consecutive complete games: GREG SWINDELL, July 14-29, 1988 (4 consecutive).

Last Indians pitcher to win Major League debut: JOSH TOMLIN, July 27, 2010 vs. NY Yankees.

Last Indians rookie to throw a CG shutout: JEREMY SOWERS, July 28, 2006 vs. Seattle.

Last pitcher to allow 4HR in a game: ZACH McALLISTER, September 2, 2012 vs. Texas

Last opposing pitcher to allow 5HR in a game to Cleveland: PAT HENTGEN, May 26, 1995 vs. at Toronto.

Last pitcher to allow 5HR in a game: LUIS TIAN, April 18, 1969 at Boston.

Last Indians pitcher to allow 10 or more runs in a game: JUSTIN MASTERSON, July 28, 2012 at Minnesota

Last Indian to walk 8 batters in a game: FAUSTO CARMONA, April 12, 2008 vs. Oakland.

Last pitcher to walk 9 or more in a game: TOM CANDIOTTI, June 5, 1987 at Oakland (10BB).

Last pitcher with 3HB in a game: JUSTIN MASTERSON, May 13, 2012 at Boston

Last pitcher to throw 4WP in a game: JAKE WESTBROOK, April 5, 2010 at Chicago-AL.

Last pitcher to walk 5 straight batters: JASON DAVIS, April 24, 2005 at Seattle.

Last time CG/SHO by opponent individual pitchers in consecutive games: BRITT BURNS (Chicago-AL) and MIKE SMITHSON (Minnesota) on July 3-4, 1985.

Last time CG by opponent individual pitchers in consecutive games: SHAWN ESTES and BRANDON WEBB, June 18-19, 2005 vs. Arizona.

SERIES SWEEPS

Three-game sweep at home: June 18-20, 2012 vs. Cincinnati

Three-game sweep on the road: April 13-15, 2012 at Kansas City

Four-game sweep at home: July 16-18, 2010 vs. Detroit

Four-game road sweep: April 26-29, 1999 at Oakland

Five-game sweep: June 11-14, 1954 vs. Boston

Swept in 3-game series at home: August 27-30, 2012 vs. Oakland

Swept in 3-game series on the road: August 20-22, 2012 at Seattle

Swept in 4-game series at home: August 27-30, 2012 vs. Oakland

Swept in 4-game series on road: October 1-4, 2009 at Boston

MISCELLANEOUS

Last time made 5 errors in a game: July 27, 2011 vs. LA Angels

Last time made 6 errors in a game: August 28, 1991 vs. Minnesota.

Last time turned 5DPs in a game: 6, April 21, 2009 vs. Kansas City.

Last time turned 6DPs in a game: 6, April 21, 2009 vs. Kansas City.

Largest Deficit Overcome: Twelve runs, August 5, 2001 vs. Seattle...Down 12-0 and 14-2 in the 7th inning...Won 15-14, in 11.0 innings.

Triple play: April 3, 2011 vs. Chicago-AL (4th inning). Alexi Ramirez batting bunt pop to Carlos Santana at first... A.J. Pierzynski out at first base (retired by O Cabrera), Carlos Quentin on second (retired by Asdrubal Cabrera)

Hit into triple play: SANDY ALOMAR, September 1, 2000 vs. Baltimore...Popped into 6-4-3 triple play...26th triple play turned against the Indians in club history.

Steal of home: May 27, 2008 vs. Chicago-AL (also last triple steal).

Straight steal of home: GRADY SIZEMORE, August 26, 2005 at Toronto in the first inning with Dustin McGowan pitching.

Steal of Home allowed: JUAN PIERRE, October 2, 2010 at Chicago-AL (double steal).

Five stolen bases in one game: KENNY LOFTON, September 3, 2000 vs. Baltimore.

Youngest to play for Indians: BOB FELLER, pitcher, 1936; 17 years old.

Oldest to play for Indians: PHIL NIEKRO, pitcher, 1987; 48 years old.

1-0 Victory: July 13, 2012 at Toronto

1-0 Loss: June 25, 2011 at San Francisco

Tie game: August 26, 1986 vs. Toronto (6-6)...Called after 9.0 innings due to rain...Ernie Camacho blew a 6-3 lead in the 9th inning.

Last time 3 straight extra inning games: June 17-20, 2009.

CARROLL HARDY

According to *The Cleveland Indians Encyclopedia*, Carroll Hardy is the only player in Tribe history to also play in the National Football League. Hardy, who played for the Indians 1958-60, played defensive back for the San Francisco 49ers in 1955 and was later assistant general manager of the Denver Broncos. Hardy is also known as the only player to pinch-hit for Ted Williams (in 1960).

**CLEVELAND CHAPTER
BASEBALL WRITERS ASSOCIATION OF AMERICA, 2013**

| | | | |
|-------------------|----------------------------|-----------------|----------------------|
| Kevin Aprile | Elyria Chronicle-Telegram | Joe Maxse | The Plain Dealer |
| Chris Assenheimer | Elyria Chronicle-Telegram | Pat McManamon | foxsportsohio.com |
| Steve Goldman | Ashtabula Star-Beacon | Chuck Murr | Associated Press |
| Mike Harrington | Buffalo News | Sheldon Ocker | Akron Beacon Journal |
| Paul Hoynes | The Plain Dealer | Mike Peticca | The Plain Dealer |
| Jim Ingraham | News Herald/Lorain Journal | Terry Pluto | The Plain Dealer |
| Daryl Kannberg | The Plain Dealer | Marla Ridenour | Akron Beacon Journal |
| Ron Ledgard | Akron Beacon Journal | Bud Shaw | The Plain Dealer |
| Bill Livingston | The Plain Dealer | Stephanie Storm | Akron Beacon Journal |
| Dennis Manoloff | The Plain Dealer | Tom Withers | Associated Press |

HONORARY BBWAA MEMBERS

| | | | |
|--------------|-------------------|----------------|---------------------------|
| Andy Call | Canton Repository | Steve Herrick | Elyria Chornicle-Telegram |
| Dan Coughlin | The Plain Dealer | Roy Hewitt | The Plain Dealer |
| Don Detore | Canton Repository | Hank Kozloski | Lorain Journal |
| Bob Dolgan | The Plain Dealer | Chuck Melvin | The Associated Press |
| Burt Graeff | The Plain Dealer | Larry Pantages | Akron Beacon Journal |
| Tony Grossi | The Plain Dealer | Russ Schneider | The Plain Dealer |

CLEVELAND BBWAA OFFICERS

Sheldon Ocker, Chairman
Steve Herrick, Secretary-Treasurer

SERVICING THE MEDIA IN PROGRESSIVE FIELD

| | |
|---|--|
| John Krepop..... | Press Box Supervisor |
| Lula Boykin..... | Press Box Attendant |
| John Wilgus | Press Box Attendant |
| Harding Christ..... | Press Box Attendant |
| Terry Carroll..... | Media Gate Attendant |
| Jonathan Cruz..... | Media Gate Attendant |
| Anthony Medaglia..... | Media Gate Attendant |
| Jack Efta | Umpires Room Attendant/Spring Training Information Assistant |
| Brandon Biller, Josh Ball, Frank Mancini, Manny Patino, Scott "Big Money" Anderson, Mike Quidatano | Home Clubhouse Attendants |

SPRING TRAINING INFORMATION

DEVELOPMENT COMPLEX

2601 South Wood Blvd.
Goodyear, AZ 85338

GOODYEAR BALLPARK

1933 South Ballpark Way
Goodyear, AZ 85338



CLUB CONTACTS

| | |
|---|--|
| Team Operations Office..... | (623) 302-5678 |
| Bart Swain, Director, Baseball Information | (216) 420-4386 |
| Court Berry-Tripp, Coordinator, Baseball Information..... | (216) 420-4391 |
| Jack Efta, Special Assistant to DBI | (216) 420-4598 |
| Ryan Lantz, Manager, Spring Training Operations | (623) 302-5602 |
| Complex print work room / Media Center | (623) 302-5610 |
| Public Relations Fax / Team Travel Fax | (623) 302-5670 |
| Press Box | (623) 882-3148 |
| Ticket Office Main | (623) 882-3130 |
| Ticket Office Fax | (623) 882-3169 |
| Tickets | 1(866) 48-TRIBE/(623) 882-3130 623) 882.3148 |

RECENT SPRING ATTENDANCE RECORDS

| Year | Home Attendance | Total Attendance | Record |
|------|----------------------------|------------------|---------|
| 1986 | 46,481 (14) | 99,508 (29) | 14-16 |
| 1987 | 61,595 (15) | 132,206 (29) | 13-15-1 |
| 1988 | 65,441 (15) | 146,285 (31) | 18-13 |
| 1989 | 68,850 (15) | 161,822 (31) | 19-11-1 |
| 1990 | 31,561 (6) | 78,740 (14) | 10-5 |
| 1991 | 65,628 (13) | 133,307 (25) | 15-10 |
| 1992 | 74,497 (15) | 133,307 (25) | 16-14 |
| 1993 | 55,215 (12) | 139,256 (26) | 11-14 |
| 1994 | 73,506 (17) | 147,699 (30) | 18-14 |
| 1995 | ^{ST1} 29,550 (15) | 78,993 (32) | 16-16 |
| | ^{ST2} 19,844 (6) | 33,143 (12) | 8-3-1 |
| 1996 | 74,189 (14) | 260,475 (34)B | 21-13 |
| 1997 | 74,615 (15) | 222,804 (34) | 16-18 |
| 1998 | 74,723 (13) | 211,668 (29) | 12-17 |
| 1999 | 87,292 (16) | 247,414 (32) | 13-19 |
| 2000 | 84,858 (14) | 226,987 (31) | 16-14-2 |
| 2001 | 64,371 (12) | 220,001 (29) | 13-13-3 |
| 2002 | 74,953 (15) | 193,977 (32) | 15-17 |
| 2003 | 59,127 (14) | 220,740 (30) | 19-11 |
| 2004 | 75,082 (15) | 230,933 (32) | 18-14 |
| 2005 | 64,329 (14) | 175,334 (30) | 16-13-1 |
| 2006 | 74,106 (16) | 176,687 (33) | 20-12-1 |
| 2007 | 71,593 (15) | 174,980 (31) | 16-14-1 |
| 2008 | 87,301 (15) | 218,224 (32) | 15-14-3 |
| 2009 | 99,824 (18) B | 247,184 (35) | 12-20-3 |
| 2010 | 61,240 (14) | 187,978 (31) | 19-9-3 |
| 2011 | 59,744 (16) | 154,231 (31) | 15-14-2 |
| 2012 | 74,836 (16) | 187,186 (32) | 7-22-3 |

Note: 1995 was strike year. ^{ST1} Replacement players, ^{ST2} Regular players;
 B - All-Time Spring High

2013 INDIANS SPRING EXHIBITION SCHEDULE

| DAY | DATE | OPPONENT | SITE | R/TV | AZ TIME |
|------------|-------------|---------------------------|---------------|-------------------------|----------|
| Friday | February 22 | CINCINNATI REDS (Charity) | Goodyear | WTAM | 1:05 pm |
| Saturday | February 23 | Cincinnati Reds | Goodyear | WTAM | 1:05 pm |
| Sunday(ss) | February 24 | CINCINNATI REDS | Goodyear | WMMS | 1:05 pm |
| | | Milwaukee Brewers | Maryvale | | 1:05 pm |
| Monday | February 25 | Oakland A's | Phoenix | <i>indians.com</i> | 1:05 pm |
| Tuesday | February 26 | KANSAS CITY ROYALS | Goodyear | <i>indians.com</i> | 1:05 pm |
| Wednesday | February 27 | SEATTLE MARINERS | Goodyear | <i>indians.com</i> | 1:05 pm |
| Thursday | February 28 | Texas Rangers | Surprise | <i>indians.com</i> | 1:05 pm |
| Friday | March 1 | CHICAGO WHITE SOX | Goodyear | 99X 99.1FM | 1:05 pm |
| Saturday | March 2 | SAN DIEGO PADRES | Goodyear | WTAM | 1:05 pm |
| Sunday | March 3 | Los Angeles Dodgers | Glendale | WTAM | 1:05 pm |
| Monday | March 4 | Chicago Cubs | Mesa | <i>indians.com</i> | 1:05 pm |
| Tuesday | March 5 | San Francisco Giants | Scottsdale | <i>indians.com</i> | 1:05 pm |
| Wednesday | March 6 | LOS ANGELES DODGERS (ss) | Goodyear | <i>indians.com</i> | 1:05 pm |
| Thursday | March 7 | SAN FRANCISCO GIANTS | Goodyear | <i>indians.com</i> | 1:05 pm |
| Friday | March 8 | Kansas City Royals (ss) | Surprise | <i>indians.com</i> | 1:05 pm |
| Saturday | March 9 | Chicago Cubs | Mesa | WTAM | 1:05 pm |
| Sunday | March 10 | TEXAS RANGERS | Goodyear | WMMS | 1:05 pm |
| Monday | March 11 | LOS ANGELES ANGELS | Goodyear | <i>indians.com</i> | 1:05 pm |
| Wednesday | March 13 | Chicago White Sox | Glendale | <i>indians.com</i> | 1:05 pm |
| Thursday | March 14 | KANSAS CITY ROYALS | Goodyear | <i>indians.com</i> | 1:05 pm |
| Friday | March 15 | Milwaukee Brewers | Maryvale | 99X 99.1FM | 1:05 pm |
| Saturday | March 16 | SAN FRANCISCO GIANTS(ss) | Goodyear | <i>indians.com</i> | 7:05 pm |
| Sunday | March 17 | Cincinnati Reds | Goodyear | WTAM/STO | 1:05 pm |
| Monday | March 18 | MILWAUKEE BREWERS | Goodyear | <i>indians.com</i> /STO | 1:05 pm |
| Wednesday | March 20 | Los Angeles Angels | Tempe | <i>indians.com</i> | 1:05 pm |
| Thursday | March 21 | Arizona Diamondbacks | N. Scottsdale | <i>indians.com</i> | 1:10 pm |
| Friday | March 22 | ARIZONA DIAMONDBACKS | Goodyear | <i>indians.com</i> /STO | 7:05 pm |
| Saturday | March 23 | Seattle Mariners | Peoria | WTAM | 1:05 pm |
| Sunday | March 24 | CHICAGO CUBS | Goodyear | WTAM/STO | 1:05 pm |
| Monday | March 25 | Colorado Rockies | N. Scottsdale | <i>indians.com</i> | 7:10 pm |
| Tuesday | March 26 | OAKLAND A's | Goodyear | <i>indians.com</i> /STO | 1:05 pm |
| Wednesday | March 27 | Chicago White Sox | Glendale | <i>indians.com</i> | 12:05 pm |
| Thursday | March 28 | San Diego Padres | Peoria | WMMS | 12:05 pm |
| Friday | March 29 | Kansas City Royals | Surprise | WTAM | 12:05 pm |
| Saturday | March 30 | CINCINNATI REDS (ss) | Goodyear | WTAM | 12:05 pm |

(WTAM) indicates games broadcast on NewsRadio WTAM 1100 AM, Cleveland Indians Radio Network and *indians.com*;

(WMMS) indicates games broadcast on WMMS 100.7 FM, Cleveland Indians Radio Network and *indians.com*

(99X 99.1FM) indicates games broadcast on 99X 99.1FM, Cleveland Indians Radio Network and *indians.com*

All times are local Arizona time; **ALL CAPS AND BOLD** indicate home games. (SS) - Split Squad

Indians Spring Training Sites

| | | | | | |
|------------------|--------------|-----------------|-----------|-----------------|-----------|
| Goodyear, AZ | 2009-current | Lakeland, FL | 1923-1927 | Alexandria, LA | 1910-1911 |
| Winter Haven, FL | 1993-2008 | Dallas, TX | 1921-1922 | Macon, GA | 1907-1909 |
| Tucson, AZ | 1947-1992 | New Orleans, LA | 1916-1920 | New Orleans, LA | 1905-1906 |
| Clearwater, FL | 1946 | San Antonio, TX | 1915 | San Antonio, TX | 1904 |
| Lafayette, IN | 1943-1945 | Athens, GA | 1914 | New Orleans, LA | 1902-1903 |
| Ft. Myers, FL | 1940-1942 | Pensacola, FL | 1913 | | |
| Louisiana | 1928-1939 | New Orleans, LA | 1912 | | |

2013 INDIANS RADIO NETWORK

| <u>Station</u> | <u>City</u> | <u>AM Frequency</u> | <u>Station</u> | <u>City</u> | <u>AM Frequency</u> |
|----------------|---------------|---------------------|----------------|----------------|---------------------|
| WTAM-AM | Cleveland | 1100 | WLEC-AM | Sandusky | 1450 |
| WAKR-AM | Akron | 1590 | WCWA-AM | Toledo | 1230 |
| WFUN-AM | Ashtabula | 970 | WBTC-AM | Uhrichsville | 1540 |
| WBLL-AM | Bellefontaine | 1390 | WKBN-AM | Youngstown | 570 |
| WHBC-AM | Canton | 1480 | WRIE-AM | Erie, PA | 1260 |
| WBNS-AM | Columbus | 1460 | | | |
| WJER-AM | Dover | 1450 | <u>Station</u> | <u>City</u> | <u>FM Frequency</u> |
| WEOL-AM | Elyria | 930 | WMMS-FM | Cleveland | 100.7 |
| WFIN-AM | Findlay | 1330 | WBNV-FM | Barnesville | 93.5 |
| WFOB-AM | Fostoria | 1430 | WBNO-FM | Bryan | 100.9 |
| WLOH-AM | Lancaster | 1320 | WQEL-FM | Bucyrus | 92.7 |
| WMAN-AM | Mansfield | 1400 | WWSR-FM | Lima | 93.1 |
| WMRN-AM | Marion | 1490 | WJAW-FM | McConnelsville | 100.9 |
| WMVO-AM | Mount Vernon | 1300 | WLKR-FM | Norwalk | 95.3 |
| WCLT-AM | Newark | 1430 | WQKT-FM | Wooster | 104.5 |

OTHER ALL-TIME TEAMS

Several all-time Indians teams have been chosen over the years. In 1951, an all-time team was chosen in conjunction with the 50th anniversary of the American League. The players chosen for that team were: Hal Trosky (1B), Nap Lajoie (2B), Joe Sewell (SS), Ken Keltner (3B), Tris Speaker (OF), Earl Averill (OF), Joe Jackson (OF), Steve O'Neill (C), Cy Young (P), and Mel Harder (P). These players also comprised the first 10 inductees to the Cleveland Indians Hall of Fame.

INDIANS BROADCAST HISTORY

The early days of baseball play-by-play broadcasting in Cleveland were highlighted by change. Broadcasting legend Tom Manning, known for his field announcing at League Park, was heard over radio station WTAM from 1929-31 covering most home games. Ellis Vander Pyl started the 1932 season on WHK, but was quickly replaced by another broadcasting legend, former Tribe player Jack Graney. For the next decade, when Tribe baseball was on the air, Graney was at the mike. His noteworthy partners included Gil Gibbons, Pinky Hunter and Lou Henry. In 1945, no Cleveland baseball broadcasts were heard because of radio network commitments. Permanent radio play-by-play of Indians games was established in 1946 when Bill Veeck purchased the team. Before the sale, no games were broadcast in 1946. Soon after the Veeck purchase, four stations carried the Tribe game of June 28, 1946 (Graney and Bob Neal on WGAR, Earl Harper on WJW, Don Campbell on WHK, and Manning on WTAM).

| YEAR | RADIO | TV | YEAR | RADIO | TV |
|-----------|--|---|-----------|--|---|
| 1947 | WGAR Jack Graney Van Patrick | | 1961 | WERE Jimmy Dudley Bob Neal | WJW Ken Coleman Harry Jones |
| 1948 | WJW Jack Graney Jimmy Dudley | WEWS Van Patrick | 1962-1963 | WERE Jimmy Dudley Harry Jones | WJW Ken Coleman Bob Neal |
| 1949 | WJW Jack Graney Jimmy Dudley | WEWS Bob Neal Tris Speaker | 1964 | WERE Jimmy Dudley Harry Jones | WJW Bob Neal Herb Score |
| 1950 | WERE Jack Graney Jimmy Dudley | WXEL Jack Graney Jimmy Dudley | 1965-1967 | WERE Jimmy Dudley Bob Neal | WJW Harry Jones Herb Score |
| 1951 | WERE Jack Graney Jimmy Dudley | WXEL Hal Newell | 1968 | WERE Bob Neal Herb Score | WJW Harry Jones Mel Allen |
| 1952-1953 | WERE Jack Graney Jimmy Dudley | WXEL Bob Neal Red Jones | 1969-1971 | WERE Bob Neal Herb Score | WJW Harry Jones Dave Martin |
| 1954-1955 | WERE Jimmy Dudley Ed Edwards | WXEL Ken Coleman Jim Britt | 1972 | WERE Bob Neal Herb Score | WJW Harry Jones Rocky Colavito |
| 1956 | WERE Jimmy Dudley Tom Manning | WEWS Ken Coleman Jim Britt | 1973-1974 | WWWE Herb Score Joe Tait | WJW Harry Jones Mudcat Grant |
| 1957 | WERE Jimmy Dudley Bob Neal | WEWS Ken Coleman Jim Britt | 1975-1976 | WWWE Herb Score Joe Tait | WJW Rocky Colavito Bob Brown |
| 1958-1960 | WERE Jimmy Dudley Bob Neal | WEWS Ken Coleman Bill McColgan | 1977 | WWWE Herb Score Joe Tait | WJW Harry Jones Mudcat Grant |

| YEAR | RADIO | TV |
|-----------|----------------------------|--|
| 1978 | WWWE | WJW |
| | Herb Score Joe Tait | Jim Mueller Eddie Doucette |
| 1979 | WWWE | WJW |
| | Herb Score Joe Tait | Joe Castiglione Fred McLeod |
| 1980-1981 | WWWE | WUAB |
| | Herb Score Nev Chandler | Joe Tait Bruce Drennan |
| 1982 | WWWE | WUAB |
| | Herb Score Nev Chandler | Joe Tait Bruce Drennan |
| | | Ten TV |
| | | Joe Castiglione Bob Feller |
| 1983 | WWWE | WUAB |
| | Herb Score Nev Chandler | Joe Tait Reggie Rucker |
| | | Sports Ex |
| | | Bob Feller Jack Corrigan Denny Schreiner |
| 1984 | WWWE | WUAB |
| | Herb Score Nev Chandler | Joe Tait Reggie Rucker |
| 1985-1987 | WWWE | WUAB |
| | Herb Score Steve Lamar | Joe Tait Jack Corrigan |
| 1988 | WWWE | WUAB |
| | Herb Score Paul Olden | Jack Corrigan Steve Lamar |
| 1989 | WWWE | WUAB |
| | Herb Score Paul Olden | Jack Corrigan Mike Hegan |
| 1990 | WWWE | WUAB |
| | Herb Score Tom Hamilton | Jack Corrigan Mike Hegan |
| | | SportsChannel |
| | | Rick Manning Dan Coughlin |
| 1991-1997 | WWWE | WUAB |
| | Herb Score Tom Hamilton | Jack Corrigan Mike Hegan |
| | | SportsChannel |
| | | Rick Manning John Sanders |

| YEAR | RADIO | TV |
|-----------|--|--|
| 1998-1999 | WTAM | WUAB |
| | Tom Hamilton Dave Nelson Mike Hegan | Jack Corrigan Mike Hegan |
| | | Fox Sports Ohio |
| | | Rick Manning John Sanders |
| 2000-2001 | WTAM | WUAB |
| | Tom Hamilton Mike Hegan | Jack Corrigan Mike Hegan Matt Underwood |
| | | Fox Sports Ohio |
| | | Rick Manning John Sanders |
| 2002-2005 | WTAM | Fox Sports Net |
| | Tom Hamilton Matt Underwood Mike Hegan | Rick Manning John Sanders Mike Hegan |
| 2006 | WTAM | SportsTime Ohio |
| | Tom Hamilton Matt Underwood Mike Hegan | Rick Manning John Sanders Mike Hegan |
| | | WKYC |
| | | Rick Manning Jim Donovan |
| 2007-2008 | WTAM | SportsTime Ohio |
| | Tom Hamilton Mike Hegan | Matt Underwood Rick Manning |
| | | WKYC |
| | | Rick Manning Jim Donovan |
| 2009 | WTAM | STO/WKYC |
| | Tom Hamilton Mike Hegan | Matt Underwood Rick Manning Al Pawlowski |
| 2010-11 | WTAM | STO/WKYC |
| | Tom Hamilton Mike Hegan Jim Rosenhaus | Matt Underwood Rick Manning Al Pawlowski |
| 2012 | WTAM | STO/WKYC |
| | Tom Hamilton Jim Rosenhaus | Matt Underwood Rick Manning Al Pawlowski |

TRIBE BROADCASTERS



TOM HAMILTON, the "Voice of the Indians," will enter his 24th season of calling Cleveland Indians baseball games on radio in 2013. In his 23 seasons since 1990, Hamilton has called 68 postseason games for the Tribe from 1994-99, 2001 and again in 2007, including the 1995 and 1997 World Series'.

Hamilton is joined in the booth by Jim Rosenhaus, providing action and commentary for all 162 regular season games and 15 spring training contests on News Radio WTAM 1100, 100.7FM WMMS and the Indians Radio Network.

Tom came to the Indians after spending three seasons as a broadcaster for the AAA Columbus Clippers (1987-89), the top farm club of the New York Yankees. Previously, Tom worked in Milwaukee, Appleton, Watertown and Shell Lake, Wisconsin.

Some of his broadcasting credits include the University of Wisconsin football games, University of Colorado basketball games, the Appleton Foxes minor league baseball games and work for ABC radio. He is a five-time recipient of the Ohio Sportscaster of the Year Award (1997, 2000, 2001, 2004 and 2006). During the off-season, Tom does television basketball broadcasts for the Big Ten Conference on the Big Ten Network. In honor of his 20th season with the Indians, Tom was given the Cleveland Association of Broadcasters Hall of Fame Award for 2009.

Hamilton is a native of Waterloo, Wisconsin. He resides in Avon Lake, Ohio with his wife, Wendy. The Hamilton's have four children: Two boys, Nicholas and Bradley, and two girls, Kelsey and Katie. Nick recently graduated from Kent State University, where he was a key member of 2012 College World Series qualifying KSU Golden Flashes and was drafted and signed by the Indians last June.



2013 marks the seventh season for **JIM ROSENHAUS** as part of the Cleveland Indians radio broadcast team and his second teaming with Tom Hamilton on every game broadcast. During his time with the Tribe, Jim has served as the host of Indians Warm Up on the Indians Radio Network as well as the broadcast engineer and producer. This spring, Jim will once again provide the call on webcasts (Indians.com) of Indians baseball when the games are not heard on the Indians Radio Network.

Rosenhaus joined the Indians prior to the 2007 season after spending 11 years as the play by play voice of the Indians AAA affiliate, the Buffalo Bisons. Jim started his professional baseball broadcasting career with the Indians Single A affiliate in Kinston, NC. In addition to his baseball broadcasting work, Rosenhaus spent 11 years as the voice of the University

of Buffalo men's basketball team.

In the baseball off season, Jim also works various televised events for SportsTime Ohio, including college and high school basketball, OHSAA football state playoffs and college and high school volleyball.

On July 24, 2011, Jim was inducted into the Buffalo Baseball Hall of Fame, along with former Indians and Bisons catcher, Tony Pena.

Jim resides in Bay Village, OH with his wife, Carole, and sons, Nathan and Cole.

BROADCASTERS AND WRITERS HONORED BY THE NBHOF

The equivalent of Hall of Fame induction for broadcasters and sportswriters is the Ford C. Frick Award and the J. G. Taylor Spink Award, respectively. Three individuals have been honored for their coverage of the Indians. Tribe play-by-play voice Jimmy Dudley received the Frick award in 1997.

Gordon Cobbledick (1977) and Hal Lebovitz (2000) have been honored with the Spink award.



Former Tribe center fielder **RICK MANNING** returns for his 24th season as color commentator for Indians baseball telecasts, on **SportsTime Ohio** and on **WKYC-TV**.

He began his professional baseball career with the Cleveland Indians as the #1 selection in the 1972 June draft. The first 8 1/2 years of his 13-year major league career were spent in Cleveland (1975-1983), where he won a Gold Glove in 1976 for his fielding prowess. Manning was also selected as the BBWAA "Good Guy" award winner for the 1980 season.

Rick and his wife, Sue, reside in Scottsdale, AZ. He has two children, Kyle and Jessica, and five grandchildren.



MATT UNDERWOOD begins his 14th season as a broadcaster for the Cleveland Indians. 2013 will mark his 7th year in the TV booth calling play-by-play with partner Rick Manning. Previously he spent 7 seasons as a member of the Tribe radio broadcast team and 13 years as host of Indians Warm Up, the pregame show heard on the Cleveland Indians Radio Network.

Matt began his career with local ABC affiliate WEWS-TV5, where he spent 17 years and served as the station's sports director from 1997-2000. Underwood also calls play-by-play action for NCAA football on SportsTime Ohio.

The Ashland, OH native graduated from Baldwin-Wallace College in 1990. He is a member of both the Ashland County Sports Hall of Fame and the Baldwin-Wallace Radio Hall of Fame. Matt hosts an annual golf tournament to raise money for Team Focus, The Ashland County Cancer Association and the Sophia Underwood Memorial Scholarship Fund.

He currently resides in Avon Lake with his wife, Shelley. They have two children, Max and Devan.



AL PAWLOWSKI is slated to provide the play-by-play with Rick Manning for 10 games on **SportsTime Ohio** this year. He joined **SportsTime Ohio** in 2007 and currently serves as the host of Tribe pre-game show Indians On-Deck and is the co-host of The Tribe Report on STO.

A graduate of John Carroll University where he played baseball, Al also is the current play-by-play radio broadcaster for the Cleveland State men's basketball team. He has also appeared on ESPN and ESPN2 doing play-by-play for the MISL soccer as well as the Little League World Series in addition to sports anchoring for WKYC-TV3 since 2008.

Prior to joining STO he served as the radio/TV play-by-play broadcaster for the Cleveland Crunch/Force for seven seasons from 1998-2005 and was the Indians in park host/reporter at Jacobs Field from 1999-2006.

Al resides in Sagamore Hills with his wife, Jessica, and son, Chase.

THE FIRST TELECAST

The first local telecast of an Indians' game took place on May 15, 1948 as Cleveland met the White Sox in an afternoon game at Cleveland Municipal Stadium. The game was telecast on WEWS-TV, Cleveland's only TV station at the time. The announcer was Van Patrick.

2013 EVENT AND GIVEAWAY SCHEDULE

- April 8** NY Yankees/Opening Day/Magnet Schedule with Car Magnet (All Fans)
- April 9** NY Yankees/Indians Wall Calendar (First 10,000 Fans)
- April 12** Chicago White Sox/Dollar Dog
- April 13** Chicago White Sox/Photo Day
- May 3** Minnesota Twins/Dollar Dog
- May 4** Minnesota Twins/Faith Concert 1974-77
Indians alternate jersey XL t-shirt (First 10,000 Fans)
- May 5** Minnesota Twins/Kids Fun Day
- May 8** Oakland A's/Student ID Night
- May 17** Seattle Mariners/Dollar Dog/Scout Night/ Fireworks
- May 18** Seattle Mariners/Photo Day/Block C Rally Cap (First 10,000 Fans)
- May 19** Seattle Mariners/Kids Fun Day
- May 20** Seattle Mariners/Weather Education Day/Weather Ed Booklet (All Participants)
- May 29** Cincinnati Reds/1917-18 Indians road jersey XL t-shirt (First 10,000 Fans)
- May 31** Tampa Bay Rays/Rally Alley/Dollar Dog/Fireworks
- June 1** Tampa Bay Rays/Rally Alley/Scout Night/Michael Brantley Replica Indians Home XL jersey
(First 10,000 Fans)
- June 2** Tampa Bay Rays/Kids Fun Day
- June 14** Washington Nationals/Rally Alley/Dollar Dog/Fireworks
- June 15** Washington Nationals/Rally Alley/Fireworks Jason Kipnis Replica Indians Home
XL Jersey (First 10,000 Fans)
- June 16** Washington Nationals/Kids Fun Day
- June 17** Kansas City Royals/Puppypalooza
- June 19** Kansas City Royals/Student ID Night/Ohio Lottery Item (First 10,000 Fans)
- June 21** Minnesota Twins/Rally Alley/Dollar Dog/Fireworks
- June 22** Minnesota Twins/Rally Alley/Photo Day/Hall of Fame Weekend/Fireworks
- June 23** Minnesota Twins/Kids Fun Day
- July 5** Detroit Tigers/Rally Alley/Dollar Dog/Fireworks
- July 6** Detroit Tigers/Rally Alley/Heritage/1904 Replica Road Block-C Cap
(First 10,000 Fans)
- July 7** Detroit Tigers/Kids Fun Day
- July 8** Detroit Tigers/Omar Vizquel bobblehead (First 10,000 Fans)
- July 10** Toronto Blue Jays/Student ID Night
- July 11** Toronto Blue Jays/Summer Camp Day/MLB Network Drawstring Backpack
(First 10,000 Fans)
- July 12** Kansas City Royals/Rally Alley/Dollar Dog/Fireworks

- July 13** Kansas City Royals/Rally Alley/Heritage/Fireworks 1902 Replica Indians Road XL Jersey (First 10,000 Fans)
- July 14** Kansas City Royals/Kids Fun Day
- July 26** Texas Rangers/Rally Alley/Dollar Dog/Fireworks
- July 27** Texas Rangers/Rally Alley/Photo Day/Fireworks Indians Flag (First 10,000 Fans)
- July 28** Texas Rangers/Kids Fun Day/Slider's Birthday
- July 31** Chicago White Sox/Dollar Dog/Indians Mesh Trucker Cap (First 10,000 Fans)
- August 1** Chicago White Sox/Summer Camp Day
- August 8** Detroit Tigers/Dollar Dog
- August 9** LA Angels/Rally Alley/Rock N' Blast
- August 10** LA Angels/Rally Alley/Photo Day/Rock N' Blast Rocky Colavito Replica Hall Of Fame Plaque (First 10,000 Fans)
- August 11** LA Angels/Kids Fun Day
- August 23** Minnesota Twins/Rally Alley/Dollar Dog/Fireworks
- August 24** Minnesota Twins/Rally Alley/John Adams' 40th/Fireworks Nick Swisher Replica Indians Home XL Jersey (First 10,000 Fans)
- August 25** Minnesota Twins/Kids Fun Day
- September 2** Baltimore Orioles/1973-78 Indians Primary Logo XL T-Shirt (First 10,000 Fans)
- September 6** New York Mets/Dollar Dog
- September 7** New York Mets/Photo Day/ Fireworks /Indians Winter Bomber Hat (First 10,000 Fans)
- September 8** New York Mets/Kids Fun Day
- September 9** Kansas City Royals/Puppypalooza
- September 10** Kansas City Royals/Dollar Dog
- September 20** Houston Astros/Dollar Dog
- September 22** Houston Astros/Kids Fun Day

NOTE: Promotional schedule is subject to change

ITEMS OF INTEREST

FIRST-YEAR PLAYER DRAFT

Major League Clubs meet once a year for the purpose of drafting high school, college, and junior college eligible players. High school players become eligible following completion of their senior year or after withdrawing from and remaining out of school for at least 365 days; college players become eligible following completion of their junior or senior years or if they are at least 21 years old and between school years; and junior college players become eligible following their freshmen or sophomore years.

Selection of a player in the first-year player draft (Thursday, June 6, 2013) entitles the Club to the exclusive right of negotiation with that player through July 12, the signing deadline, for all draft picks other than college seniors (or other players who have utilized all of their NCAA eligibility) for whom the Club has the exclusive right of negotiation for approximately one year.

If a first or second round draft pick (or a free agent compensation pick between the first and second rounds) does not sign by the July 12 signing deadline, the selecting Club receives a "same-slot" compensation pick in the next year's draft. If a third round pick does not sign, the selecting Club receives a sandwich pick between the third and fourth rounds in the next year's draft.

Clubs choose players in reverse order of Major League standings, and the draft concludes after 40 selection rounds, in addition to up to two compensation rounds—one following the first round and one following the third round. Approximate date of draft meetings: Summer (early June).

ASSIGNMENT REGULATIONS

- Major to Major: Waivers are required for any Major League assignment between August 1 and the day following the conclusion of the season. During the other ten months of the year, waivers are not required for assignments from one Major League Club to another.
- Major to Minor: A player may be optioned with right of recall to a Minor League Club for not more than three seasons, and waivers are only required if the date of assignment is three or more years after the date the player first reported to a Major League Club (less one year for each option charged prior to his first report date). If a player is optioned for less than 20 aggregate days in a season, that player is not charged with an option during that season. A Major League Club may also outright a player to a Minor League Club without right of recall, but waivers are required for all outright assignments to minor league clubs.

The procedure for assignment waiver requirements are as follows:

| CLUB FROM/TO SEASON | 31ST DAY OF SEASON TO 7/31 | 8/1 TO 8/31 | 9/1 TO LAST DAY OF SEASON | END OF SEASON TO 30TH DAY OF |
|----------------------------|-----------------------------------|--------------------|----------------------------------|-------------------------------------|
| ML to ML | NONE | Trade | Trade | NONE |
| ML to NA (opt) | Optional | Optional | Optional | Optional |
| ML to NA | Outright | Outright | Outright | Outright |

There are four different types of waiver requests:

Trade Waivers, Optional Waivers, Outright Waivers (irrevocable), and Unconditional Release Waivers.

Outright Waivers (OR), Trade Waivers, and Optional Waivers expire at the end of the waiver period in which they were secured MLR 10 (a).

ROOKIE QUALIFICATIONS

A player shall be considered a rookie unless, during a previous season or seasons, he has (a) exceeded 130 at bats or 50 innings pitched in the major leagues; or (b) accumulated more than 45 days on the active roster of a major league club or clubs during the period of the 25-player limit (excluding time in military service).

SAVE RULE

A relief pitcher shall be credited with a save when he meets all three of the following conditions: (1) he is the finishing pitcher in a game won by his club, (2) he is not the winning pitcher, (3) he is credited with at least 1/3 of an inning pitched (0.1IP) and (4) he qualifies under one of the following conditions: (a) he enters the game with a lead of no more than three runs and pitches for at least one inning, or (b) he enters the game with the potential tying run either on base, at bat or on deck (i.e., the potential tying run is either on base or is one of the first two batsmen he faces), or (c) he pitched effectively in the last three innings.

MAJOR LEAGUE SERVICE

- Is credited for each day a player appears on an active roster or major league disabled or suspended list.
- In the case of a player called up from the minor leagues, is credited beginning with the date he physically reports.
- In the case of a major league player who is traded and reports in the normal course, service is not interrupted.
- In the case of a major league player sent down to the minor leagues, is credited through the date of the assignment.
- In the case of a player who is unconditionally released, is credited through the date waivers are requested.
- In the case of the player designated for release or assignment (MLR 2), is credited after the designation, through the date of the actual assignment or the request for unconditional release waivers.
- For a player who appears on his club's opening day roster, is credited as of the earliest scheduled opener, without regard to the actual opening date of his own club.
- Is credited at the rate of 172 days per "year," through the season is actually 183 days long
- Is not credited during any period or periods of optional assignment totaling 20 days or more during a single season.

MAJOR LEAGUE ROSTER LIMITS

The Major League Active Roster is limited to 25 players from opening day through August 31 except in the case of a doubleheader. Beginning in 2012, roster limits were expanded to 26 for any doubleheader except for a rescheduled split doubleheader when the doubleheader occurs on the day after the canceled game or a double header in which one game is the continuation of a suspended game. The active roster limit is 40 players from September 1 through the end of season. The maximum number of players on the Major League Reserve List is limited to 40.

DISABLED LISTS

- 15-Day Disabled List: There is no limit to the number of players on this list. Players on the 15-day DL count against Reserve List but not Active List. The minimum period of inactivity for a player on this list is 15 days.
- 60-Day Disabled List: There is no limit to the number of players on this list, but a player can only be placed on the 60-Day DL if the club's Reserve List is at the maximum limit of 40 players. Players carried on this list do not count against 40-man Reserve List limit. The minimum period of inactivity for a player on this list is 60 days, but if he is placed or transferred to the 60-Day DL after 8/1, the player must remain on the list through the end of post season.

BATTING-PITCHING QUALIFICATIONS

To qualify for the American League batting championship, a player must have 502 or more plate appearances. (This is equivalent to at least 3.1 for each of the 162 scheduled games.) Pitchers must work 162 or more innings to qualify for the earned run average title.

PINCH HITTER RULE

A player shall be considered a pinch hitter if he enters the game as a substitute batter and then only on his first time at bat which must be before he becomes a fielder. (If the team bats around and a pinch hitter comes up a second time in the inning in which he first appeared, he will not be considered a pinch hitter during that second time up.) A substitute hitter for a designated hitter is both a pinch hitter and a designated hitter on his first time at bat. On subsequent trips to the plate, he is a designated hitter only.

DESIGNATED HITTER RULE

A hitter may be designated to bat for the pitcher in any spot in the batting order in any game without affecting the status of the pitcher. The designated hitter must be selected and be included in the lineup cards presented to the umpire-in chief prior to the game. Failure to do so precludes the use of a designated hitter for that game. The designated hitter is "locked" into the batting order, but may be removed for a pinch-hitter or a pinch-runner, who in turn becomes the designated hitter. The designated hitter, while still in the game, may be used defensively but the pitcher then assumes the batting order of the replaced defensive player, thus terminating the designated hitter role.

DEFINITION OF A NIGHT GAME

Any game scheduled to start after 5:00PM will be considered a night game. If a game is scheduled to start at 5:00PM and is delayed by rain, or for any reason, it will be considered a day game; if a game is scheduled to start at 5:01PM, it will be considered a night game. Twi-night doubleheaders shall be included in doubleheader statistics and shall be considered two night games for single-admission doubleheaders starting after 4:00PM. When afternoon and night games are played on the same date with separate admissions, the games shall be day and night and count as single games.

CONSECUTIVE GAME HITTING STREAKS

A consecutive-game hitting streak shall not be terminated if all the player's plate appearances (one or more) result in a base on balls, hit batsman, defensive interference or a sacrifice bunt. The streak shall terminate if the player has a sacrifice fly and no hit. The player's individual consecutive-game hitting streak shall be determined by the consecutive games in which the player appears and is not determined by his club's games.

HOW TO FIGURE

BATTING AVERAGE

Divide the total number of hits collected by a player by the total number of at bats (i.e. Player A is 12-for-40 or .300).

SLUGGING PERCENTAGE

Divide the number of total bases by the total number of at-bats (i.e. Player A's 12 hits include six singles (6), one double (2), two triples (6) and three home runs (12) for 26 total bases in 40 at bats and a .650 slugging percentage).

EARNED RUN AVERAGE

The total number of earned runs allowed by a pitcher is divided by the total number of innings pitched and then multiplied by nine for his pergame average (i.e. Pitcher B has allowed 12 earned runs in 45 innings of work for a 2.40 ERA).

FIELDING AVERAGE

The sum of putouts and assists is divided by the sum of putouts, assists and errors (i.e. Player C has made 16 putouts and 24 assists and two errors. That's 40 putouts and assists divided by 42 chances for a fielding average of .952).

WON-LOST PERCENTAGE

Divide the number of victories by the total number of games played (i.e. 22 wins and 18 losses produce a winning percentage of .550).

ON-BASE PERCENTAGE

The sum of hits plus total bases on balls plus hit-by-pitches is divided by the sum of at bats plus total bases on balls, hit-by-pitches and sacrifice flies (Does not include being awarded first base on interference or obstruction).

MAGIC NUMBER

Determine the number of games yet to be played, add one, then subtract the number of games ahead in the the loss column of the standings from the closest opponent.

OPS

OPS equals On-Base Percentage plus Slugging Percentage. OPS is a simple way to get an overall summary of a batter's production. It combines the two most important factors in offense - reaching base (OBP) and advancing runners (SLG), and as a result it tracks with very closely with runs scored, better than using just OBP or SLG by itself.

2013 MAJOR LEAGUE IMPORTANT DATES

MARCH 2

First date to renew Major League contracts

MARCH 11

First date Clubs may assign selected Rule 5 or draft-excluded players... Last date to renew Major League contracts

MARCH 14

UR Waivers requested today until 2 p.m. ET on March 27 - Club will owe player 45 days' termination pay

MARCH 15

Last date to assign an injured player to a Minor League club, if permissible

MARCH 22

Earliest date that a Club may place a player on the 15-day Disabled List

MARCH 31

Official opening of the 2013 season - rosters reduced to 25

APRIL 6

First date 15-day Disabled List players may be reinstated, if permissible

APRIL 10

First date optioned players may be recalled, if permissible

MAY 15

Earliest date Clubs may re-sign Major League players they released after August 31, 2012

JUNE 1

"Retention Bonus" player may require release if not added to 25-man roster

JUNE 6-8

2013 First-Year Player Draft

JUNE 15

End of 2012 - 2013 international signing period

JULY 2

Beginning of 2013 - 2014 international signing period

JULY 12

Signing deadline for Rule 4 drafted players – 5:00 p.m. ET

JULY 16

All-Star Game at Citi Field, Queens, NY

JULY 31

Trade deadline – 4:00 p.m. ET

AUGUST 1

New waiver period begins – Trade Waivers now required

AUGUST 31

Post-season eligibility lists are established at midnight ET...Secured Outright Waivers expire at midnight ET

SEPTEMBER 1

Active Major League player limit increases from 25 to 40

SEPTEMBER 29

Last day of the 2013 championship season

SEPTEMBER 30

All players on optional assignment must be recalled (to report or not to report)...All players on the 7-day and the 15-day Disabled Lists must be reinstated... Injured players now may be assigned to Minor Leagues until November 20, 2013,

SEPT 30-OCT 15

Article XX(D) Free Agency period

RIGHT AFTER WORLD SERIES

Eligible XX(B) players become free agents

5TH DAY AFTER WORLD SERIES

Last date to reinstate players from the 60-day Disabled List...Last date to outright potential Minor League free agent without Major League contract, if permissible...Last date for former Club to tender qualifying offer to XX(B) players.

6TH DAY AFTER WORLD SERIES

XX(B) and Minor League free agents may sign with all Clubs

12TH DAY AFTER WORLD SERIES

Last date for XX(B) players to accept qualifying offer from former Club

NOVEMBER 18

Last date to ask Outright Waivers on an injured player, if permissible

NOVEMBER 20

Last date to outright an injured player to the Minor Leagues, if permissible... Reserve lists for all Major and Minor League levels filed.

DECEMBER 2

Tender deadline

DECEMBER 5

Last date to request Outright Waivers to assign player prior to Rule 5 Draft

DECEMBER 9

Last date to outright a player prior to the Rule 5 Draft

DECEMBER 12

Major League Rule 5 Draft - Winter Meetings, Orlando, FL

MEDIA GAME DAY INFORMATION

MEDIA RELATIONS DEPARTMENT

Tel: 216/420-4380, Fax: 216/420-4430

ADMISSION TO PROGRESSIVE FIELD

Media must enter the park through the Media Gate, located at the east corner of Gate A on Eagle Avenue, on the north side of the ballpark facing the arena.

CLUBHOUSES

The Indians' clubhouse and the visitors' clubhouse are located on the Service Level of the ballpark.

Pre-game: When the Indians hit outside prior to home games, the clubhouse will not re-open to the media after the conclusion of batting practice. For home games prior to which the Indians do not take batting practice outside, the clubhouse will close two hours prior to first pitch for night games and ninety minutes prior to first pitch for day games.

Post-game: Clubhouses will be open to working media with clubhouse credentials no later than ten minutes after the final out has been made.

Doubleheaders: In between games of a traditional DH the clubhouse will be closed to the media. However, the manager's office will be open. Clubhouse is open for 45 minutes between games of a "day/night" doubleheader.

CREDENTIALS

Credentials for access to Progressive Field will be issued to legitimate newsgathering agencies only. The Indians manage all credential requests through MLB's Club Credentialing System at credentials.mlb.com. Media outlets that do not currently have a profile in this system may contact the Indians Communications at 216-420-4380 for assistance. Requests must be made **at least 24 hours in advance** of the game date. Credentials must be picked up at Media Gate B (print, radio, on-air talent) or Employee Gate D (TV Crew). No credentials will be mailed.

FIELD

Properly credentialed media will be permitted on the field until one-half hour prior to game time. Media should enter the field through the gates located at the outfield side of the first and third base dugouts. Media must stay on the track surrounding the batting cage during batting practice. Photographers with field photo credentials will be permitted in the first and third base photo boxes during the game.

GAME NOTES

Game notes and statistics are available in the Press Box two hours prior to game time.

MEDIA GUIDES

Indians media guides and media guides of other clubs (while supplies last) are available upon request in the press box.

PRESS BOX

Located in the center of the Press Suite Level. Take the Ontario Street Elevator to Level 4 (the Press Level). Enter through glass double doors and the Press Box entrance is the single door to the right.

PRESS CLUB

Located in the center of the Press Suite Level behind the Main Press Box.

Pre-game: The media dining room will be open two hours prior to the game until one hour after scheduled game time serving a full meal. Any credentialed media will have access to the Press Club at a cost of \$10.00 per person. Call the Media Relations Department for more information.

During game: Beverages, along with some cold snacks, will be served at no cost throughout the game.

TELEPHONES

There are complimentary courtesy phones throughout the main press box that have access to 216, 440 and 330 local calls, in addition to toll free numbers.

If you need access to long distance, have specific broadcast needs or need the ability to receive incoming calls, you can order a telephone through AT&T. Please contact AT&T Business Office at (800) 480-8088. Please allow at least five days for them to have your line installed.

PRE-GAME WORKOUT SCHEDULE AT PROGRESSIVE FIELD

| | 1:05 | 4:10 | 5:05 (DH) | 7:05 | 8:05 |
|------------------|-------|------|-----------|------|------|
| Stretching | 10:10 | 1:10 | 2:10 | 4:10 | 5:10 |
| Extra Men Hit | 10:30 | 1:30 | 2:30 | 4:30 | 5:30 |
| Starters Hit | 10:45 | 1:45 | 2:45 | 4:45 | 5:45 |
| Visitors Hit | 11:30 | 2:30 | 3:30 | 5:30 | 6:30 |
| Home Infield | 12:10 | - | 4:10 | 6:10 | 7:10 |
| Visitors Infield | 12:20 | - | 4:20 | 6:20 | 7:20 |

CLEVELAND INDIANS CHARITIES

Established in 1989, **CLEVELAND INDIANS CHARITIES** (CIC) is the self-sustaining charitable arm of the Cleveland Indians that concentrates on creative partnerships with select organizations that focus on youth education and recreation. Since its inception, CIC has donated nearly \$9 million to youth-oriented agencies and organizations throughout Northeast Ohio. CIC has established and enhanced its relationships with several of these organizations, with the focus on the following beneficiaries and grant programs for 2013:



Cleveland Metropolitan School District: to provide funding for high school baseball and softball programs.

Boys & Girls Clubs of Cleveland: to provide educational outreach programs.

Cleveland Baseball Federation: to grow youth participation in baseball and softball by administering the Reviving Baseball in Inner Cities (RBI) and Rookie League, free of charge to youth.

Diamond Improvement Grant: to assist in league funding, programming and renovation of playing fields.

The relationships CIC maintains with these youth-service agencies provide the opportunity to jointly create, design and execute programs and activities. The result is programming which helps young people develop necessary life skills, learn responsibility and cooperation, and develop courage and confidence to face today's hurdles. CIC impacts over 20,000 children throughout Northeast Ohio on an annual basis.

The monies donated by CIC have been raised through a variety of fundraising activities that fans can get involved with. In addition, a significant portion of the total amount raised is through the generosity of Cleveland Indians players, coaches, front office and corporate partners. The Cleveland Indians organization and its players have a unique opportunity to make a positive impact on the youth of Northeast Ohio. It is an opportunity and responsibility we embrace.

25 YEARS OF GIVING

In 2013, CIC is celebrating its 25th year of serving the community. This notable anniversary will be celebrated at CIC events throughout the season. You can enable a child play baseball or softball this season with a donation to CIC's "Catch 25" Campaign – a special fundraising campaign in honor of CIC's 25th year. Donations are tax deductible. Help us continue to provide impactful opportunities to the underprivileged youth of Northeast Ohio by donating \$25. For more information or to make your pledge, please visit www.indians.com/community.

How To Get Involved With CIC

Indians fans can help generate funds for CIC by participating in various fundraising initiatives spearheaded by CIC each season. In 2013, CIC will host the following events and programs:

CIC In-Park Auctions

Stop by the silent auction table on the main concourse behind home plate during Friday home games in the 2013 season. Place a silent auction bid on autographed baseballs, photos, bats, jerseys and more, including Experience Packages such as a Ceremonial First Pitch and watching Batting Practice.

Friday, April 26, Saturday, April 27, 2013 – CIC High School Hardball Classic

presented by NovaCare

Progressive Field will be the site of the 10th Annual CIC High School Hardball Classic. Twelve (12) area high schools will compete during the two-day event. Fans interested in attending the Hardball Classic can purchase a \$5 ticket at any participating high school prior to the event or a \$7 ticket at Progressive Field the day of the event. Visit www.indians.com/community for a complete list of participating schools.

Thur., June 20, 2013 – CIC Celebrity Golf Classic

This year's Celebrity Golf Classic will again be held at Quail Hollow Country Club. Spend the day golfing with Indians players, coaches, alumni and broadcasters. The day includes great gifts, prizes, breakfast, lunch, cocktail dinner party, live and silent auction and more. Individual registration, teams of five golfers and sponsorships are available.

Progressive Field Tours (April 30 – Sept. 7)

Experience a behind-the-scenes tour of Cleveland's crown jewel. Beginning April 30, 2013, visit areas of the ballpark including Home Dugout, Batting Cages, and Press Box. Tickets are \$7.50 for adults and \$5.50 for youths 14 and under and senior citizens 60 and over. Special School and Group Rates are available. Visit www.indians.com/community for complete schedule and pricing. Book your school or group tour today!

Round Up for Charity – Year Round

Round Up for Charity, available at Indians Team Shops and merchandise stands throughout Progressive Field, allows fans to "Round Up" their purchase total to the next dollar amount, with the difference donated to CIC. Round Up your next transaction at Progressive Field to assist CIC in providing baseball and softball opportunities for the youth of Northeast Ohio.

Please visit indians.com/community, or call 216.420.HITS for more information on any of the above programs.



TM

Creating memories.

Connecting generations.

Celebrating families.

Est. 1901