

BALTIMORE ORIOLES (67-77) vs. PITTSBURGH PIRATES (64-81)

RHP Tyler Wells (1-0, 3.60) vs. RHP Paul Skenes (10-9, 1.98)

Wednesday, September 10, 2025 • 6:35 p.m. ET • Oriole Park at Camden Yards • Baltimore, MD

TV: MASN • Radio: 98 Rock 97.9 FM/HD2 & WBAL NewsRadio 1090 AM/101.5 FM

Game No. 145

Home Game No. 73

O's AT A GLANCE	
Overall	67-77
Home	34-38
Road	33-39
Day	32-30
Night	35-47
Current Streak	W1
Last 5 Games	4-1
Last 10 Games	7-3
March	3-2
April	9-16
May	9-18
June	16-11
July	13-12
August	11-17
September	6-1
vs. LHSP	20-23
vs. RHSP	47-54
Series Opener	24-23
Series Opener at Home	14-10
Series Opener on Road	10-13
By Series	16-26-4
By Home Series	10-12-1
By Road Series	6-14-3
Rubber Games	8-15
Sweeps/Were Swept	6-5
Scored First	47-23
Opponent Scored First	20-54
1-run games	23-22
Comeback Wins	27-34
Last AB Wins	10-15
Walkoff Wins	4-3
Extra Innings	5-5
Led After 6	53-8
Led After 7	57-9
Led After 8	63-2
Tied After 6	8-10
Tied After 7	6-7
Tied After 8	3-6
Behind After 6	6-59
Behind After 7	4-61
Behind After 8	1-69
vs. AL Teams	45-53
vs. AL East	19-20
vs. AL Central	9-19
vs. AL West	17-14
vs. NL Teams	22-24
vs. NL East	8-10
vs. NL Central	5-8
vs. NL West	9-6
Hit 0 HR	11-35
Hit 1+ HR	56-42
Hit 2+ HR	28-17
Scored 3 or Fewer Runs	15-55
Scored 4 or More Runs	52-22
Allowed 3 or Fewer Runs	53-8
Allowed 4 or More Runs	14-69
More Hits than Opponent	43-13
Fewer Hits than Opponent	21-60
Committed No Errors	48-38
Committed 1 or More Errors	19-39
Starter Goes at least 5 inn	55-40
Starter Goes at least 6 inn	37-16
Starter Goes at least 7 inn	17-5

ORIOLESPRESSBOX.COM

The 2025 Baltimore Orioles Media Guide, as well as the latest game notes, rosters, press releases, and other team information, can be found at [oriolespressbox.com](#).

**BIRDLAND BITES:** The Orioles continue a six-game, seven-day homestand this evening against the Pirates (1-0, 2 to play), having taken two of three over the weekend from the NL West-leading Dodgers...Tonight continues a stretch of 13 games in 13 days for the Birds, who, following the current three-game series, will travel to face the Blue Jays (9/12-14) and White Sox (9/15-17) for three-game sets before returning to Camden Yards to face the Yankees (9/18-21) for four games...Baltimore is 48-41 (.534) since May 30, tied with Houston (also 48-41, .534) for the fourth-best winning percentage in the AL behind Toronto (55-33, .625), Boston (54-34, .614), and Texas (49-40, .551).

👉 Last night, **Samuel Basallo** recorded his second-career walkoff plate appearance (1B), including his second in five days (9/5 vs. LAD, HR)...Was the fourth walkoff for the O's this season, joining **Emmanuel Rivera** (9/6 vs. LAD, 1B) and **Jackson Holliday** (8/13 vs. SEA, 2B).

👉 With the 3-2 victory, the O's have won each of their last four one-run games, their second-longest streak of the season behind a five-game run from May 24 (G2)-June 5.

👉 The Birds have swiped 16 bags in 19 chances (84.2%) since August 22, tied for the third-most steals in MLB during that stretch behind the Mets (30 SB) and Twins (28 SB).

👉 O's batters have struck out 10+ times in a franchise-record nine straight games, the longest streak by any MLB club since the 2024 Tigers struck out 10+ times in 12 consecutive games from September 15-28...All nine Oriole starters had at least one strikeout for the fifth time this season, including for the second straight game (9/7 vs. LAD) and third time this month (9/3 at SD)...Prior to September, all nine Orioles had not had 1+ strikeout in a game since May 6 at Minnesota.

👉 Oriole relievers have allowed one or zero earned runs in each of their seven games this month, recording a 1.38 ERA (5 ER/32.2 IP) and .162 (18-for-111) opponent average.

**WALK THE PLANK:** The Orioles are 6-0-0 (1.000) against the Pirates all-time at Camden Yards, the best home series record by any active MLB franchise against a single opponent, per *Stats Perform*...It is tied for the third-longest series win streak at Camden Yards against a single team behind an 11-series run against the Yankees (2014-2017) and nine straight against the Twins (1997-2002).

**HOLLIDAY SEASON:** **Jackson Holliday** paces the Birds with 17 home runs, one ahead of **Gunnar Henderson** (16 HR)...The only Oriole under 22 years old to finish the season leading the club in homers is **Eddie Murray** (27 HR, 1977).

👉 Holliday's 17 long balls are fifth-most by an Oriole in their age-21 season or younger (as of age of July 1 of season) in franchise history (since 1954), per *Stats Perform*, trailing **Cal Ripken, Jr.** (28 HR, 1982), **Eddie Murray** (27 HR, 1977), **Boog Powell** (25 HR, 1963), and **Curt Blefary** (22 HR, 1965).

👉 He has seven multi-walk performances in 25 games since August 10, tied for the MLB lead with NYY's Aaron Judge, NYM's Juan Soto, and LAA's Mike Trout/Taylor Ward...Prior to August 10, Holliday had two multi-walk performances in 169 career games.

👉 Holliday owns a .463 on-base percentage against right-handed pitchers since August 17, the third-highest mark in MLB (min. 60 PA) behind NYM's Juan Soto (.515 OBP) and TOR's Bo Bichette (.493 OBP).

👉 He has scored a run in each of his last four games, tied with four others for the longest active streak in the AL.

**ACTION JACKSON:** Since making his MLB debut on August 1, **Jeremiah Jackson** is slashing .314/.346/.521 (38-for-121) with six doubles, two triples, five home runs, 16 runs, and 18 RBI across 33 games, ranking among all qualified MLB rookies during that stretch in total bases (3<sup>rd</sup>, 63), hits (T-3<sup>rd</sup>), triples (T-3<sup>rd</sup>), home runs (T-4<sup>th</sup>), extra-base hits (T-4<sup>th</sup>, 13), slugging percentage (5<sup>th</sup>), OPS (6<sup>th</sup>, .867), batting average (6<sup>th</sup>), on-base percentage (6<sup>th</sup>), and RBI (7<sup>th</sup>).

👉 Jackson has 37 hits through his first 30 career starts, becoming the sixth Oriole in team history (since 1954) to accomplish the feat along with **Bob Hale** (41 H, 1955), **Billy Ripken** (41 H, 1987), **Curtis Goodwin** (40 H, 1995), **Hyun Soo Kim** (38 H, 2016), and **Chito Martínez** (37 H, 1991).

👉 His 60 total bases through 30 starts are tied with **Jim Traber** (60 TB, 1984-86) for third most in club history (since 1954) behind **Trey Mancini** (71 TB, 2016-17) and **Chito Martínez** (70 TB, 1991).

**LEAVE IT TO BEAVERS:** **Dylan Beavers** has reached base safely in 16 of his first 19 career games since debuting on August 16, slashing .286/.437/.411 (16-for-56) with four doubles, one homer, 10 runs scored, six RBI, 15 walks, and one stolen base.

👉 He has reached base safely 31 times to begin his career, tied for the most in franchise history (since 1954) through an O's first 19 games along with **Ryan Mountcastle** (31 TOB, 2020), **Curtis Goodwin** (31 TOB, 1995), and **Billy Ripken** (30 TOB, 1987).

👉 He is the second Oriole to draw 15+ walks in his first 19 career games, joining **Glenn Gulliver** (17 BB, 1982)...Since making his MLB debut on August 16, his 15 walks are second most by all MLB rookies behind ATH's Nick Kurtz (19 BB).

**NIP AND TUCK:** Since August 10, 11 of Baltimore's 16 home games have been decided by one run, with the O's going 5-6 in those contests...Overall, following the All-Star break, Baltimore has played an MLB-high 23 one-run affairs (11-12), ahead of Chicago-NL, Cleveland, and Seattle (all 17 G)...The Birds opened the year playing 22 one-run games (12-10), tied for second fewest in MLB ahead of the Tigers (21 G).

👉 The O's 11 one-run wins since the All-Star break are tied with the Guardians for the MLB lead.

**IT TAKES A VILLAGE:** Baltimore has used a franchise record 67 players this season, surpassing the previous team record held by the 2021 Orioles (62 players)...The 67 players used are second most in MLB behind the Braves (68 players).

👉 **Samuel Basallo** became the 23<sup>rd</sup> different player to homer for the team this season, breaking the franchise record (since 1954) previously shared by the 2018 and 2012 Orioles...The current number leads the majors this season and is the most by an MLB club since the 2024 Giants (also 23).

👉 **Dylan Beavers** became the 19<sup>th</sup> Oriole to swipe a base this year, marking the most players to steal 1+ base in team history, surpassing the previous record of 17 shared by the 2018, 2001, 1990, 1988, and 1955 Orioles.

👉 **Samuel Basallo** became the seventh player to appear at catcher for Baltimore this year, setting the franchise record...The previous record of six was shared by the 1986, 1962, and 1960 O's...The last MLB club to use at least seven catchers in a single season was the 2023 Cleveland Guardians (also 7)...The last to use eight were the 2022 Pirates.

O's vs. PIRATES		
Current Streak	W1	
2025 Record	1-0	
at Oriole Park at Camden Yards	1-0	
at PNC Park	--	
All-Time (since 1954)	18-12	
at Home	14-3	
on Road	4-9	
*Teams first met in regular season in 2005		
2025 Schedule		
Date	Score	Win/Loss/Save
9/9	W, 3-2 (11)	Enns/Moreta
9/10		6:35 p.m. ET
9/11		1:05 p.m. ET
Indicates Home		

O's AT HOME	
Record	34-38
Team AVG/OBP/SLG	.249/.314/.434
Fielding Errors	33
Team ERA	4.66 (338 ER/653.0 IP)
Starters ERA	4.90 (202 ER/371.0 IP)
Bullpen ERA	4.34 (136 ER/282.0 IP)
Saves/Opps	16/26
Best Homestand	.714 (5-2), 7/25-30
Worst Homestand	.000, 5/13-18 (0-6)

WHAT A RELIEF	
Lowest Bullpen ERA, Since August 23	
1. Kansas City Royals .....	2.28
2. Tampa Bay Rays .....	2.43
3. Baltimore Orioles .....	2.84
4. St. Louis Cardinals .....	2.89
5. Washington Nationals .....	3.02

HIT PARADE	
Most Hits Among MLB Rookies, Since August 1	
1. Jakob Marsee (MIA) .....	44
2. Luke Keaschall (MIN) .....	39
3. Jeremiah Jackson (BAL) .....	38
Daylen Lile (WSH) .....	38
5. Roman Anthony (BOS) .....	34

PATIENCE IS A VIRTUE	
Most Walks in MLB, Since August 9	
1. Juan Soto (NYM) .....	31
2. Aaron Judge (NYY) .....	30
3. Shohei Ohtani (LAD) .....	25
4. Jackson Holliday (BAL) .....	24
Mike Trout (LAA) .....	24

WALKING IT OUT	
Most Consecutive Games with 1+ BB, MLB (Active)	
1. Dylan Carlson (BAL) .....	5 G
Steven Kwan (CLE) .....	5 G
3. Dylan Beavers (BAL) .....	4 G
Bo Bichette (TOR) .....	4 G
Matt Wallner (MIN) .....	4 G

UPCOMING MILESTONES	
Dylan Carlson	5 RBI shy of 200
Gunnar Henderson	3 2B shy of 100
Ryan Mountcastle	4 HR shy of 100

THIS DATE IN O'S HISTORY	
<b>September 10, 2014</b> - Ryan Flaherty has four hits and two RBI, Caleb Joseph has three hits, including a homer and three RBI, and Adam Jones has three hits with two RBI as the Orioles beat the Red Sox, 10-6, at Fenway Park. The Orioles lead 10-1 in the ninth, but need three relievers to escape Boston's comeback attempt.	

UPCOMING SCHEDULE					
DATE	OPPONENT	TIME	ORIOLES STARTER	OPPONENT STARTER	TV
September 11	PITTSBURGH	1:05 p.m. ET	LHP Cade Povich (3-7, 5.16)	RHP Johan Oviedo (2-0, 2.70)	MASN
MASN and MASN2 games can also be streamed locally via <a href="#">MASN+</a> ...All games broadcast on the Orioles Radio Network and 98 Rock 97.9 FM/HD2 & WBAL NewsRadio 1090 AM/101.5 FM					

#68 TYLER WELLS RHP



1-0, 3.60 ERA

HT: 6-8 WT: 260

DOB: 8/26/94 Age: 31

Bats: R Throws: R

PITCH TYPE (2025)	USAGE	AVG. VELOCITY
Fastball .....	34.1%	92.9 mph
Cutter .....	24.7%	89.6 mph
Changeup .....	21.2%	86.6 mph
Slider .....	14.1%	86.0 mph
Curveball .....	5.9%	80.1 mph

**QUICK HITS:** Set to make his second start of the 2025 campaign...Made his season debut on September 2 at San Diego, his first MLB appearance since April 12, 2024 vs. Milwaukee (508 days)...Made six starts during his rehab stint between Triple-A Norfolk (5 G) and Double-A Chesapeake (1 G), going 1-2 with a 2.49 ERA (7 ER/25.1 IP)...In three starts last season, went 0-2 with a 5.87 ERA (10 ER/15.1 IP)...Was placed on the 15-day Injured List with right elbow inflammation on April 16, 2024, retroactive to April 13, and transferred to the 60-day Injured List on June 19 after undergoing right elbow UCL surgery.

**LAST TIME OUT:** Earned the win in his return to the Orioles on September 2 at San Diego, allowing two runs on five hits (1 HR) with four strikeouts in 5.0 innings...Threw 85 pitches, 65 strikes...Marked his first victory since July 8, 2023 at Minnesota (6.0 IP, 6 H, 2 R, 2 BB, 4 K).

⚾️ Opposing lefties were 1-for-9 off Wells in the outing compared to righties going 4-for-11...The only hit he allowed to a lefty was a two-run home run by Luis Arraez in the third inning.

⚾️ Two of the three extra-base hits he allowed in the game came off his four-seam fastball (2B, HR)...In his three starts in 2024, five of the eight extra base hits he allowed came on the pitch (2 2B, 1 3B, 2 HR).

**A PIRATE'S LIFE FOR ME:** Is 1-0 with a 2.19 ERA (3 ER/12.1 IP), 0.97 WHIP, and 11 strikeouts against four walks in two career starts against Pittsburgh...Did not factor in the decision in his last start on April 6, 2024 after allowing three runs on seven hits (1 HR) and two walks with three strikeouts in 5.1 innings...Left the game with two runners on, who were stranded by Dillon Tate...Threw 87 pitches, 57 strikes.

⚾️ Has made four career starts against NL Central opponents, going 1-2 with a 3.63 ERA (9 ER/22.1 IP), 1.07 WHIP, and 21 strikeouts against six walks.

**MIXING IT UP:** In his start on September 2 at San Diego, Wells utilized his fastball at a 34.1 percent rate, holding the opposition to a 2-for-7 clip on the pitch...Both hits he allowed on his fastball in the outing went for extra bases (2B, HR).

⚾️ The opposition went a combined 2-for-4 (.500) on his slider and curveball, while going 0-for-5 with a strikeout against his changeup.

⚾️ Opposing hitters are a combined 10-for-32 (.313) on his fastball since the beginning of 2024 after he held opponents to a .201 average (30-for-149) on the pitch in 2023...His batting average against his fastball in 2023 ranked seventh in the AL (min. 150 PA ending in pitch).

**LEFT SIDE, STRONG SIDE:** Over his major league career, Wells has limited left-handed hitters to a .194 (88-for-453) average...Since making his MLB debut on April 4, 2021, the .196 average is tied for the seventh-lowest clip by any right-handed starters vs. left-handed hitters in the majors (min. 450 BF).

⚾️ Wells trails the following pitchers: TEX's Jacob deGrom (.168 AVG), MIL's Brandon Woodruff (.184 AVG), LAD's Yoshinobu Yamamoto (.186 AVG), TB's Ryan Pepiot (.188 AVG), CLE's Gavin Williams (.189 AVG), and MIL's Freddy Peralta (.192 AVG).

**LONG BALL LIVING:** Of the 236 career hits Wells has permitted, 54 have gone for home runs (22.9%)...Of the 54 long balls, 39 have been hit by righties, compared to 15 by lefties.

⚾️ He has conceded 1+ homer in a career-high seven straight starts since July 18, 2023, and in 11 of his last 12 starts since June 15, 2023. The last Oriole to allow a home run in eight straight starts was **Kyle Bradish** from April 29-June 7, 2022.

**CAREER HIGHLIGHTS:** In 2023, went 7-6 with one save and a 3.64 ERA (48 ER/118.2 IP) on 83 hits (25 HR), 50 total runs, 34 walks, four hit batters, and 117 strikeouts in 25 appearances (20 GS)...Appeared in all three ALDS games vs. Texas, completing 3.1 scoreless innings on one hit with three strikeouts.

⚾️ In 2022, did not walk a batter in five consecutive starts from April 21-May 15, becoming the only O's starter in team history (since 1954) to accomplish the feat.

⚾️ In 2021, made his major league debut in relief on April 4 at Boston (1.0 IP, H, BB)...His 0.91 WHIP led O's hurlers and was the lowest among qualified rookie relievers.

⚾️ In 2020, was selected by the Orioles in the Rule 5 Draft from the Minnesota Twins on December 10, but did not pitch during the regular season because of the cancellation of the minor league season due to the COVID-19 pandemic.

2025 & CAREER SPLITS

2025						CAREER					
	W-L	ERA	G/S	IP	ER	W-L	ERA	G/S	IP	ER	
Home	-	-	-	-	-	8-12	4.62	52/24	154.0	79	
Road	1-0	3.60	1/1	5.0	2	9-6	3.46	44/23	145.2	56	
Day	-	-	-	-	-	8-8	3.90	32/20	117.2	51	
Night	1-0	3.60	1/1	5.0	2	9-10	4.15	64/27	182.0	84	

	AVG	AB	H	HR	BB	K	AVG	AB	H	HR	BB	K
vs. Left	.111	9	1	1	0	2	.194	453	88	15	24	129
vs. Right	.364	11	4	0	0	2	.225	657	148	39	53	146
TOTALS	.250	20	5	1	0	4	.213	1110	236	54	77	275

RUN SUPPORT (as starter in '25)	RUNS ALLOWED BY INNING IN 2025	MISCELLANEOUS 2025 STATS
0 Runs .....	1 <sup>st</sup> .....	WHIP .....
1 Run .....	2 <sup>nd</sup> .....	K/9 .....
2 Runs .....	3 <sup>rd</sup> .....	BB/9 .....
3 Runs .....	4 <sup>th</sup> .....	QS .....
4 Runs .....	5 <sup>th</sup> .....	#P/IP .....
5 Runs .....	6 <sup>th</sup> .....	
6 Runs .....	7 <sup>th</sup> .....	<u>Opponents</u>
7 Runs .....	8 <sup>th</sup> .....	AVG: .....
8 Runs .....	9 <sup>th</sup> .....	OBP: .....
9 Runs .....	Total .....	SLG: .....
10+ Runs .....		OPS: .....
Total .....		
RSA/9 .....		

2025 HIGHS

Innings: 5.0, 9/2 at SD

Hits: 5, 9/2 at SD

Runs: 2, 9/2 at SD

Earned Runs: 2, 9/2 at SD

Strikeouts: 4, 9/2 at SD

Walks: --

Home Runs: 1, 9/2 at SD

Winning Streak: 1, 9/2-current

Losing Streak: --

Shortest Start: 5.0, 9/2 at SD

Pitches Thrown: 85, 9/2 at SD

Low-Hit CG: --

CAREER HIGHS

Innings: 7.0, 2x, last: 5/13/23 vs. PIT

Hits: 8, 5/15/22 at DET

Runs: 5, 4x, last: 7/18/23 vs. LAD

Earned Runs: 5, 4x, last: 7/18/23 vs. LAD

Strikeouts: 9, 6/4/23 at SF

Walks: 4, 2x, last: 7/23/23 at TB

Home Runs: 3, 2x, last: 5/24/23 at NYY

Winning Streak: 6, 5/30-7/3/22

Losing Streak: 5, 7/11/21-4/21/22

Shortest Start: 1.2, 4/10/22 at TB

Pitches Thrown: 102, 2x, last: 6/4/23 at SF

Low-Hit CG: --

WELLS vs. PIT

PLAYER	AVG	AB	H	HR	RBI
Bae	.000	1	0	0	0
Bart	1.000	2	2	1	2
Canario	—	—	—	—	—
Cruz	.333	3	1	0	0
Davis	—	—	—	—	—
Devanney	—	—	—	—	—
Gonzales	—	—	—	—	—
Horwitz	—	—	—	—	—
McCutchen	.000	1	0	0	0
Peguero	—	—	—	—	—
Pham	—	—	—	—	—
Reynolds	.000	5	0	0	0
Triolo	.333	3	1	0	0
Yorke	—	—	—	—	—

SKENES vs. BAL

PLAYER	AVG	AB	H	HR	RBI
Basallo	—	—	—	—	—
Beavers	—	—	—	—	—
Carlson	—	—	—	—	—
Cowser	—	—	—	—	—
Henderson	—	—	—	—	—
Holliday	—	—	—	—	—
A. Jackson	.000	3	0	0	0
J. Jackson	—	—	—	—	—
Johnson	—	—	—	—	—
Mateo	—	—	—	—	—
Mayo	—	—	—	—	—
Mountcastle	—	—	—	—	—
Rivera	—	—	—	—	—
Vázquez	—	—	—	—	—

WELLS' 2025 STARTS (MLB)

DATE	OPP	SCORE	WHEN LEFT	DEC	IP	H	R	ER	BB	K	HR	PIT	STR
9/2	at SD	6-2	5-2	W	5.0	5	2	2	0	4	1	85	65
TOTALS				1-0	5.0	5	2	2	0	4	1	85	65 (76.5%)

WELLS' 2025 STARTS (MiLB)

DATE	OPP	SCORE	WHEN LEFT	DEC	IP	H	R	ER	BB	K	HR	PIT	STR
7/30	vs. NH	5-7	2-0	ND	2.0	0	0	0	0	2	0	22	15
8/5	vs. ROC	12-1	1-0	ND	2.1	3	0	0	2	4	0	49	31
8/10	vs. ROC	6-1	0-0	ND	4.0	1	0	0	1	5	0	52	41
8/15	at JAX	6-4	6-3	W	5.0	6	3	3	1	5	1	77	52
8/21	vs. CLT	2-3	1-2	L	5.2	6	2	2	1	4	1	85	58
8/27	at GWN	1-2	0-2	L	6.1	6	2	2	1	5	1	90	59
TOTALS				1-2	25.1	22	7	7	6	24	3	375	256 (68.3%)

TOMORROW'S STARTER: CADE POVICH (3-7, 5.16)

**LAST TIME OUT:** Earned his third win of the season on September 3 at San Diego after allowing four runs on seven hits (1 HR) with three walks and three strikeouts in 5.0 innings...Marked his first victory since June 15 vs. Los Angeles-AL after going winless in his last five starts since returning from the 15-day Injured List (left hip inflammation) on August 4.

**vs. PITTSBURGH:** Set to make his first career appearances against the Pirates...Owns a 0-2 record with a 13.50 ERA (12 ER/8.0 IP), 2.75 WHIP, and 13 strikeouts against eight walks in two career starts against NL Central opponents.



PITCHER	LAST OUTING	DEC.	IP	H	R	ER	BB	K	RETIRED/1 <sup>ST</sup> BF	IR/SCORED	SV/OPP	INNINGS-HIGH	STRIKEOUTS-HIGH
Akin	9/9 vs. PIT	ND	0.1	0	0	0	2	1	37/53	33/5	4/10	2.0 (5x, last: 9/3 at SD)	3 (3x, last: 8/24 vs. HOU)
Cano	9/9 vs. PIT	BS	0.2	1	1	1	0	0	37/59	18/9	2/6	1.1 (4x, last: 8/31 at SF)	3 (2x, last: 6/21 at NYY)
Dubin	9/6 vs. LAD	ND	0.2	0	0	0	0	0	13/28	10/3	0/1	2.0 (4x, last: 8/30 at SF)	3 (3x, last: 9/3 at SD)
Enns	9/9 vs. PIT	W	2.0	0	0	0	1	2	8/16	6/2	1/1	3.0 (7/9 vs. TB w/DET)	5 (8/6 at PHI)
Garcia	9/9 vs. PIT	HLD	1.0	0	0	0	0	1	13/20	12/2	--	2.2 (2x, last: 7/18 at ATL w/NYY)	4 (7/28 at SD w/NYM)
Strowd	9/7 vs. LAD	ND	1.0	0	0	0	0	2	12/17	4/0	--	2.0 (2x, last: 8/28 vs. BOS)	2 (3x, last: 9/7 vs. LAD)
Suárez	9/6 vs. LAD	W	3.0	2	1	1	1	1	1/3	2/2	--	3.0 (9/6 vs. LAD)	2 (3/28 at TOR)
Wolfram	9/7 vs. LAD	ND	2.0	1	0	0	1	2	12/18	4/3	--	2.0 (6x, last: 9/7 vs. LAD)	4 (7/10 [G1] vs. NYM)
2025 TOTALS	4.43 ERA	23-28	534.2	506	296	263	246	554	331/481	194/50	33/51	7.0 (Kremer, 6/12 vs. DET)	10 (Povich, 8/16 at HOU)

45 • KEEGAN AKIN • LHP4-4 • 4 SV • 3.20 ERA • 56 G (3 GS)

WHIP: 1.35K/9: 8.47BB/9: 4.79  
vs. ALL: .224 (46-for-205)vs. LHB: .274 (23-for-84)vs. RHB: .190 (23-for-121)  
⚡ Issued two walks but fanned the only out to end the ninth inning on 9/9 vs. PIT... Entered with nobody on in a tie game  
⚡ Has issued 12 walks in 17 appearances since returning from the IL on 7/29 after walking 10 batters in the previous 24 games from 5/4-6/30  
⚡ Converted his career-high fourth save of the season on 9/1 at SD  
⚡ His 15.2 percent inherited runner scored rate (5 IRS, 33 IR) ranks sixth in MLB...Has allowed four of those to score (9 IR) since 8/13  
⚡ Owns a 2.03 ERA (3 ER/13.1 IP) across his last 11 games since 8/13 after registering a 6.75 ERA (7 ER/9.1 IP) over his 10 prior outings from 6/24-8/10  
⚡ Has allowed 19 hits over his past 21 outings (22.2 IP) after only totaling six hits surrendered over the prior 10 games from 5/31-6/22 (8.1 IP)  
⚡ Opponents are 5-for-60 (.083) with 18 strikeouts against his changeup and 13-for-57 (.228) with 15 strikeouts against his slider, compared to 28-for-88 (.318) with 20 punchouts off his fastball, his most-utilized offering (49.9%)  
⚡ Owns a 4.40 ERA (15 ER/30.2 IP) in 31 games (1 GS) at Camden Yards compared to a 1.75 ERA (5 ER/25.2 IP) in 25 away games (2 GS)

78 • YENNIER CANO • RHP3-6 • 2 SV • 4.99 ERA • 59 G

WHIP: 1.39K/9: 8.43BB/9: 3.78  
vs. ALL: .262 (51-for-195)vs. LHB: .308 (24-for-78)vs. RHB: .231 (27-for-117)  
⚡ Suffered his fourth blown save of the year (last: 7/30 vs. TOR) after allowing a leadoff home run to Tommy Pham in the ninth inning on 9/9 vs. PIT...Snapped a streak of six scoreless appearances (6.1 IP) from 8/26-9/7...His last two runs surrendered have both been solo home runs (8/22 vs. HOU, Christian Walker)  
⚡ Has a 2.61 ERA (3 ER/10.1 IP) in 11 games since 8/16...Posted an 8.00 ERA (16 ER/18.0 IP) in his previous 19 games from 6/18-8/13  
⚡ Is 1-4 with a 6.67 ERA (20 ER/27.0 IP) in 31 home games compared to 2-2 with a 3.20 ERA (9 ER/25.1 IP) in 28 away games this season  
⚡ Opponents are batting .286 (20-for-70) against him with no outs and .379 (11-for-29) with runners in scoring position and two outs  
⚡ Opponents are batting .417 (15-for-36) off his changeup this season...Used the pitch 13.1 percent (115-of-881) of the time through 7/31, but has only thrown the pitch eight times since 8/1  
⚡ Has limited opponents to a .218 (19-for-87) clip with 17 strikeouts, but three homers against his sinker  
⚡ Is holding opposing hitters to a .172 average (11-for-64) and .385 OPS when ahead in the count compared to .451 (23-for-51) and 1.381 OPS when behind

62 • SHAWN DUBIN • RHP2-0 • 4.60 ERA • 28 G

WHIP: 1.31K/9: 7.47BB/9: 2.59  
vs. ALL: .264 (32-for-121)vs. LHB: .220 (11-for-50)vs. RHB: .296 (21-for-71)  
⚡ Worked 0.2 scoreless inning on 9/6 vs. LAD...Stranded two inherited runners  
⚡ Has tossed five straight scoreless outings (5.2 IP) with two hits, one walk, one hit batter, and five strikeouts since joining the Orioles on 8/28...Is the first Oriole to have five straight scoreless outings (all in relief) after joining the O's since 2023 (9 G, Webb)  
⚡ Allowed 13 runs in his final five games (5.1 IP) with the Astros  
⚡ Activated on 8/28 after being claimed off waivers from HOU on 8/26...Was designated for assignment on 8/23  
⚡ Recorded a 1.33 ERA (3 ER/20.1 IP), 1.13 WHIP, and .219 opponent average (16-for-73) in his first 18 games from 5/11-6/20...Placed on the 15-day IL with a right forearm strain on 6/24, retroactive to 6/21...Held a 21.94 ERA (13 ER/5.1 IP), 2.81 WHIP, and .483 average (14-for-29) in five games from 8/12-22 after returning from the IL  
⚡ Has a 7.36 ERA (12 ER/14.2 IP) in 15 home games compared to a 2.16 ERA (4 ER/16.2 IP) in 13 away games  
⚡ Has held opponents to .216 (8-for-37) off his four seamer, his most-utilized offering (35.0%)...Batters are a combined .286 (24-for-84) off his five other offerings (sweeper, 17.8%; curveball, 16.2%; sinker, 15.0%; changeup, 14.3%; cutter, 1.8%)  
⚡ Originally selected by the Astros in the 13<sup>th</sup> round of the 2018 First-Year Player Draft out of Georgetown College (KY)

71 • DIETRICH ENNS • LHP3-2 • 1 SV • 4.26 ERA • 19 G (3 GS)

WHIP: 1.45K/9: 9.24BB/9: 3.08  
vs. ALL: .280 (42-for-150)vs. LHB: .382 (21-for-55)vs. RHB: .221 (21-for-95)  
⚡ Earned his career-high third win of the year on 9/9 vs. PIT after tossing scoreless 10<sup>th</sup> and 11<sup>th</sup> innings on one walk with two strikeouts...Stranded the automatic runner in both frames... Snapped a streak of allowing a run in five straight games since 8/18  
⚡ Has thrown 2.0+ innings in five consecutive appearances (1 GS), the longest such stretch of his career  
⚡ On 8/14 vs. SEA, became the eighth different Oriole to earn a save this year  
⚡ Tallied 12 punchouts over four games from 8/3-13, his most in a four-game span since 9/11-24/21 (also 12 K)...Also struck out multiple hitters in at least four straight games in a single season for the second time in his career (6 G, 8/11-9/16/21)  
⚡ Has completed more than 1.0 inning in 10 of his 15 relief outings this year  
⚡ Activated on 8/2 after being acquired by the Orioles from DET in exchange for cash considerations on 7/31  
⚡ Pitched in seven games (2 GS) with the Tigers this season

50 • RICO GARCIA • RHP0-1 • 3.38 ERA • 21 G (1 GS)

WHIP: 1.05K/9: 9.79BB/9: 2.03  
vs. ALL: .220 (22-for-100)vs. LHB: .175 (7-for-40)vs. RHB: .250 (15-for-60)  
⚡ Earned his sixth hold of the year after throwing a perfect eighth inning with one strikeout on 9/9 vs. PIT...Four of his five September appearances (5.1 IP) have been scoreless  
⚡ Has inherited the based loaded with no outs twice and has not yielded a run either time (8/19 at BOS & 9/2 at SD)  
⚡ Allowed one hit in 1.0 scoreless inning on 8/12 vs. SEA...Was his first outing with the O's this season after pitching in six games for the club in 2022...Claimed off waivers from the Mets on 8/5 after being designated for assignment on 8/3  
⚡ Opponents are hitting .333 (7-for-21) against his curveball despite owning a .223 xBA on the offering...Opponents are also slugging .333 against the pitch, despite having an xSLG of .264  
⚡ Owns career highs in strikeout rate (27.1%) and groundball rate (50.0%) while posting a career-low 5.6 percent walk rate  
⚡ Has also pitched this season for the Mets (8 G) and Yankees (1 G)

57 • KADE STROWD • RHP0-0 • 1.37 ERA • 17 G

WHIP: 1.22K/9: 5.49BB/9: 5.03  
vs. ALL: .194 (13-for-67)vs. LHB: .240 (6-for-25)vs. RHB: .167 (7-for-42)  
⚡ Tossed 1.0 perfect inning with a career-high-tying two strikeouts on 9/7 vs. LAD  
⚡ Has not allowed a run in a career-high seven straight games (7.1 IP) since 8/19...Has left with the bases loaded and no outs twice during that time (8/16 at BOS & 9/2 at SD)  
⚡ Has walked 11 batters in 19.2 innings...Has a 16.1 percent walk rate (10 BB/62 BF) since being recalled on 7/24  
⚡ Surrendered his first career homer to Jose Altuve on 8/16 at HOU...Snapped a streak of three straight perfect outings and a streak of six straight scoreless outings  
⚡ Recalled prior to the game on 7/24 for his fourth stint on the active roster this season (4/28, 5/18-19, 6/27-28)  
⚡ Holding opponents to a .179 average (5-for-28) with runners on base  
⚡ Made his major league debut on 5/18 vs. WSH, allowing one run on two hits with one strikeout in 1.0 inning

49 • ALBERT SUÁREZ • RHP1-0 • 2.35 ERA • 3 G

WHIP: 1.04K/9: 4.70BB/9: 1.17  
vs. ALL: .269 (7-for-26)vs. LHB: .250 (3-for12)vs. RHB: .286 (4-for-14)  
⚡ Earned his first win of the year after surrendering one run on two hits and one walk (IBB) with one strikeout in 3.0 innings on 9/6 vs. LAD...Marked his longest outing of the year and threw season highs in pitches (42) and strikes (28)  
⚡ Has allowed one run in two games (5.0 IP) since being reinstated from the IL... Allowed two runs (1 ER) in 2.2 innings on 3/28 at TOR before landing on the IL  
⚡ Was reinstated from the 60-day Injured List on 9/1...Missed the previous 135 games after being placed on the IL on 3/30 with a right subscapularis strain, retroactive to 3/29  
⚡ Pitched in five rehab outings (3 GS) between Triple-A Norfolk (4 G, 2 GS) and Double-A Chesapeake (1 G, 1 GS)...Posted a 3.55 ERA (5 ER/12.2 IP) on nine hits (1 HR) and six walks with five strikeouts in those games  
⚡ Appeared on his first career Opening Day roster  
⚡ In 2024, went 9-7 with a 3.70 ERA (55 ER/133.2 IP) on 130 hits (17 HR), 56 total runs, 43 walks, three hit-by-pitches with 108 strikeouts in 32 games (24 GS)  
⚡ Registered a 1-0 record with a 3.09 ERA (4 ER/11.2 IP) in eight relief outings, compared to 8-7 with a 3.76 ERA (51 ER/122.0 IP) in 24 starts  
⚡ Eight of his 23 starts last season were scoreless, tied for the second-most such starts in MLB (min. 2.0 IP/GS) behind SEA's Bryce Miller (9)

86 • GRANT WOLFRAM • LHP2-0 • 4.50 ERA • 18 G

WHIP: 1.75K/9: 10.88BB/9: 4.50  
vs. ALL: .288 (30-for-104)vs. LHB: .318 (14-for-44)vs. RHB: .267 (16-for-60)  
⚡ Was not charged with a run on 9/7 vs. LAD, allowing one hit and one walk with two strikeouts in 2.0 innings...One of two inherited runners scored  
⚡ Has not allowed a run in 10 of his last 12 appearances (16.1 IP) since 7/25 after surrendering four runs in back-to-back outings (8 total R) from 7/18-21...Struck out multiple hitters in six of his seven games in August  
⚡ Owns a 0.59 ERA (1 ER/15.1 IP) in 10 home games compared to an 11.42 ERA (11 ER/8.2 IP) in eight road games this year  
⚡ Earned his first career win after firing 2.0 scoreless innings with one hit and a career-high four strikeouts on 7/10 (G1) vs. NYM...Added as the 27<sup>th</sup> man for the DH  
⚡ Made his MLB debut on 4/26 (G2) at DET, pitching 0.1 inning on one hit with one walk...Allowed an inherited runner to score  
⚡ Is 1-4 with a 3.62 ERA (11 ER/27.1 IP) on eight walks and 29 strikeouts in 24 outings with Norfolk this season  
⚡ Acquired by the Orioles on 4/7 from the Brewers in exchange for minor league OF Daz Cameron and cash considerations

29 • SAMUEL BASALLO • C/1B (L)

Current Streak: 2 G (2-9; since 9/5)

Last Game: 1-5, RBI, K

2025 High: 2 G (3x, last: current streak)

Homestand: 3 G, 2-9, HR, R, 2 RBI, BB, 2 K

Notched his second career walkoff plate appearance yesterday vs. PIT, including his second in five days (9/5 vs. LAD, HR)...Was the fourth walkoff for the O's this season, joining Emmanuel Rivera (9/6 vs. LAD, 1B) and Jackson Holliday (8/13 vs. SEA, 2B)

Recorded his first career walk-off homer on Friday vs. LAD, the first by an Oriole since Anthony Santander (9/19/24 vs. SF, 3-R), and his first homer at Oriole Park...Became the youngest Oriole in franchise history to hit a walk-off homer...The last Oriole whose first career home run at home was a walk-off was Henry Urrutia on 8/19/15 vs. NYM

Tallied his first career multi-double effort on 9/1 at SD, while also recording his first multi-RBI effort since doing so in each of his first two games...Is 4-for-10 (.400) in three games as the designated hitter compared to 7-for-43 (.163) in 12 games at catcher

Hit his first career MLB homer in the fourth inning on 8/30 at SF...At 21 years, 17 days old, became the youngest player to homer in 2025

Hitting .290 (9-for-31) with four doubles and one homer off fastballs compared to .107 (3-for-28) and one homer combined against breaking balls and offspeed pitches

Agreed to an eight-year contract extension thru 2033 with a club option for 2034 on 8/22

Became the second player in O's history with five RBI in his first three career games, joining Manny Machado in 2012 (also 5 RBI)...Became the first player in team history (since 1954) to record multiple RBI in each of his first two career games

Made his major league debut on 8/17 at HOU...Became the ninth Oriole with 2+ RBI in their MLB debut (last: Joey Ortiz, 4/27/23 at DET)...Was hit by a pitch in his first plate appearance, the first such occurrence in O's history...At 21 years, 4 days old, became the youngest position player to appear in an MLB game this season

At 21 years, 5 days old on 8/18 at BOS, became the youngest player to catch for the Orioles since Andy Etchebarren on 9/30/62 (19-102)

12 • DYLAN BEAVERS • OF (L)

Current Streak: 0-8 (since 9/2)

Last Game: 0-1, 2 BB, K

2025 High: 3 G (3x, last: 8/30-9/1)

Homestand: 3 G, 0-5, 5 BB, 5 K

Is the second Oriole in franchise history (since 1954) to draw 15+ walks through his first 19 career games (w/PA), joining Glenn Gulliver in 1982 (17 BB)

Recorded both the first go-ahead and game-winning RBI of his career on 9/1 in the seventh inning at SD...Hit an RBI single off Robert Suarez to give the O's a 4-3 lead

Is 11-for-30 (.367) off fastballs and 5-for-15 (.333) against offspeed pitches compared to 0-for-11 against breaking balls

Is the fourth Oriole in club history (since 1954) to reach safely 31+ times in their first 19 career games (16 H, 15 BB), joining Ryan Mountcastle (31 TOB, 2020), Curtis Goodwin (31 TOB, 1995), and Billy Ripken (31 TOB, 1987)

On 8/21 vs. HOU, hit his first MLB homer, becoming the sixth Oriole to homer in their first home plate appearance with the team (last: J. Fiorentino, 5/20/05 vs. PHI)

On 8/18 at BOS, reached base safely four times (2 H, 2 BB), becoming the third player in O's history to accomplish the feat within their first three career games, joining Cedric Mullins (8/10/18 vs. BOS) and Nick Markakis (4/5/06 vs. TB)

On 8/16 at HOU, made his MLB debut...Doubled in the ninth inning off Bryan Abreu for his first hit...Had his contract selected from Triple-A Norfolk earlier that day

15 • DYLAN CARLSON • OF (S)

Current Streak: 1 G (1-3; since 9/7)

Last Game: 0-0, BB

2025 High: 6 G (5/28-6/4)

Homestand: 2 G, 1-3, 2 BB, K

Has reached base safely in at least nine straight games for the first time since 8/2-13/24 with TB (also 9 G)

Owns an .853 OPS in 48 career games against the Pirates

Notched his third multi-walk effort of the year on 9/3 at SD (last: 2 BB, 8/14 vs. SEA)...Twelve of his 19 walks this season have come in 14 games since 8/14 after only drawing seven walks thru his first 59 games this season from 3/31-8/13

Has four doubles in his last nine games after having none in his previous 27 games...Also doubled in at least three straight games from 8/25-28 for the third time in his career (last: 4 G, 6/25-28/22 w/STL)

Since 8/12, is 13-for-45 (.289) with four doubles, one triple, two homers, and 12 walks...Went 2-for-53 (.038) in the previous 20 games from 6/24-8/10

17 • COLTON COWSER • OF (L)

Current Streak: 0-for-last-14 (since 9/3)

Last Game: 0-4, BB (1BB), 2 K

2025 High: 7 G (8/19-26)

Homestand: 3 G, 0-11, RBI, 2 BB (1 1BB), 6 K

Launched his 13<sup>th</sup> homer of the season on 9/3 at SD, the first of back-to-back-to-back homers with Coby Mayo and Alex Jackson...Has four homers in 16 games since 8/22 after only having one in his previous 30 games from 7/6-8/21

Recorded his ninth stolen base of the year on 9/2 at SD, tying Al Smith (1963) for the franchise record (since 1954) for the most stolen bases without a CS in a season...Is one of five players this season with 9+ stolen bases without being caught stealing, joining BOS' Trevor Story (28 SB), MIN's Byron Buxton (22 SB), TOR's George Springer (16 SB), and LAD's Hyeseong Kim (13 SB)

His 46 strikeouts since the start of August are fourth in the AL and ninth in MLB...Struck out multiple times (36 total K) in 15 of his 20 games in August

His seven total DRS rank second on the team behind Adley Rutschman (10 DRS)

2 • GUNNAR HENDERSON • INF (L)

Current Streak: 0-for-last-5 (since 9/7)

Last Game: 0-4, R, BB, 2 K, SB

2025 High: 14 G (6/5-20)

Homestand: 4 G, 1-14, 3 R, 2 BB, HBP, 5 K, 2 SB

On 8/27 vs. BOS, stole his 20<sup>th</sup> base of the season, marking his second straight season with 30+ doubles and 20+ steals...Is the fourth player in team history (since 1954) to do so in back-to-back seasons, joining Cedric Mullins (2021-22), Brian Roberts (6x, 2004-09), and Brady Anderson (1995-96)

Batting .367 (33-for-90) with RISP since 5/8

Leads the team in hits (139) and stolen bases (22)...The only primary shortstop to lead the Orioles in both categories in the same season is Luis Aparicio (1963, 1966)

On 8/18 at BOS, tallied his third game this year with 1+ 3B and 1+ HR, tied for the MLB lead with DET's Kerry Carpenter, COL's Mickey Moniak, and LAD's Shohei Ohtani

On 7/10 (G1) vs. NYM, hit his first pinch-hit homer...Was the first go-ahead pinch-hit home run in the eighth inning or later by an Oriole since 9/28/16 at TOR (Kim)

7 • JACKSON HOLLIDAY • INF (L)

Current Streak: 2 G (3-8; since 9/6)

Last Game: 2-4, R, BB (1BB), K

2025 High: 10 G (5/14 [G2]-24 [G1])

Homestand: 3 G, 3-10, HR, 3 R, RBI, 3 BB (1 1BB), 3 K, SB

Has tallied three multi-hit games in six games played this month after having three such efforts in 27 August games

Broke up Yoshinobu Yamamoto's no-hit bid with two outs in the ninth inning on Saturday vs. LAD, blasting a solo homer to right field...Broke a tie with Gunnar Henderson to take sole possession of the Orioles home run lead (17 HR)...The only Oriole under 22 years old to finish the season leading the club in homers is Eddie Murray in 1977 (27 HR)

Has six multi-walk efforts in 19 games since 8/17...Entered that stretch with three multi-walk performances through his first 165 career games

Ranks tied for second in the AL since 8/9 with 24 walks, trailing only NYY's Aaron Judge (30 BB)...Drew 20 walks in his previous 91 games from 4/22-8/8

Hitting .273 (41-for-150) against breaking balls this season after hitting .118 (6-for-51) a year ago...Is batting .249 off fastballs this year after hitting .214 in 2024

Is the fifth Oriole (6<sup>th</sup> occurrence) to hit 15+ home runs in their age-21 season (as of 6/30), joining Cal Ripken, Jr. (28, 1982), Eddie Murray (27, 1977), Curt Blefary (22, 1965), and Boog Powell (25, 1963 and 15, 1962)

70 • ALEX JACKSON • C (R)

Current Streak: 1 G (1-4; since 9/7)

9/7 vs. LAD: 1-4, 2B, RBI, 2 K

2025 High: 3 G (2x, last: 8/26-29)

Homestand: 2 G, 1-6, 2B, RBI, 3 K

Thirteen of his 18 hits (72.2%) on the year have gone for extra bases (8 2B, 5 HR)

Completed back-to-back-to-back homers with Colton Cowser and Coby Mayo on 9/3 at SD...Extended his single-season career high to five homers after only hitting three in 58 games a year ago and three in 52 games in 2021

From 7/30-8/10, scored a run in a career-best four straight games

Tallied his third multi-hit game of the year on 8/22 vs. HOU...Both hits were singles, his first non-extra-base hits of the year...Each of his first 10 hits with the Orioles went for extra bases (7 2B, 3 HR)...After doubling on 8/6 at PHI, became the first player in MLB since 1900 whose first nine hits with a franchise went for extra-bases, per the *Elias Sports Bureau*...The previous record of eight was shared by Brandon Snyder (ATL, 6/5-9/11/16) and Troy Glaus (AZ, 4/4-11/05)

82 • JEREMIAH JACKSON • INF/OF (R)

Current Streak: 1 G (2-3; since 9/9)

Last Game: 2-3, HR, HBP, K

2025 High: 13 G (8/21-9/2)

Homestand: 4 G, 4-15, 2B, HR, HBP, 4 K

Launched his fifth homer of the year in the sixth yesterday vs. PIT, giving the O's a 2-1 lead...Four of his five career homers have come in his last nine games...Marks his sixth go-ahead RBI this season, which is tied for sixth most among current Orioles despite not debuting until 8/1

Has hit safely in 21 of his last 24 games since 8/13 and in 25 of 30 starts to begin his career

Had his career-long 16-game on-base streak snapped on Sunday vs. LAD

Is the sixth Oriole in team history (since 1954) to have 37+ hits in their first 30 career starts, joining Bob Hale (41 H, 1955), Billy Ripken (41 H, 1987), Curtis Goodwin (40 H, 1995), Hyun Soo Kim (38 H, 2016), and Chito Martinez (37 H, 1991)

Set career highs with four RBI and two extra-base hits (2B, HR) on 8/30 at SF

On 8/23 vs. HOU, hit his first major league home run off AJ Blubaugh

56 • DANIEL JOHNSON • OF (L)

Current Streak: 0-5 (since 8/31)

Last Game: 0-1, K (PR in 8<sup>th</sup>)

2025 High: 2 G (8/15-16)

Homestand: 2 G, 0-1, R, K

Set career highs with three runs and three times on base (2 H, BB) on 8/30 at SF

Recalled from Triple-A Norfolk on 8/21...Marks his second stint in the big leagues with the Orioles (8/12-16) and fourth overall...Claimed off waivers from the Giants on 8/11 and was activated on 8/12

Began his 2025 season with Caliente de Durango in the Mexican League...Released on 4/30 and signed a minor league contract with San Francisco on 5/2...Had his contract selected on 6/4...Was designated for assignment on 8/8

3 • JORGE MATEO • INF/OF (R)

Current Streak: 1 G (1-4; since 9/7)

Last Game: 0-0 (PR in 10<sup>th</sup>)

2025 High: 3 G (5/16-23)

Homestand: 4 G, 1-4, R, K, CS

On Sunday vs. LAD, made his first start since 6/6 at ATH and recorded his first hit since 5/31 vs. CWS with a single in the ninth inning

Entered Friday's game as a pinch-runner in the seventh inning, his first MLB appearance since 6/6...Was returned from his rehab assignment and reinstated from the 60-day Injured List on 9/3...Placed on the 10-day IL with left elbow inflammation on 6/10, retroactive to 6/7...Began a rehab assignment with Triple-A Norfolk on 6/25, but was transferred to the 60-day IL with a left hamstring strain on 7/6...Began his latest rehab assignment on 8/20 with Norfolk

Went 6-for-13 (.462) with a home run during his first rehab stint with the Tides from 6/25-29...In eight games during his latest rehab assignment from 8/20 (G1)-31, he hit .258 (8-for-31) with two doubles and two walks

Stole at least one base in a career-high five straight games (w/PA) from 5/24 (G1)-31, tied with CWS' Luis Robert Jr. and TB's Chandler Simpson for the longest run by any player in MLB this season...Is the fifth Oriole in team history (since 1954) to do so (last: Corey Patterson, 9 G, 5/27-6/5/06)

16 • COBY MAYO • INF (R)

Current Streak: 0-for-last-4 (since 9/7)

Last Game: 0-3, K

2025 High: 4 G (3x, last: 9/1-5)

Homestand: 4 G, 2-13, 4 K

Hit the second of three back-to-back-to-back homers with Colton Cowser and Alex Jackson on 9/3 at SD...Has three extra-base-hits (2B, 2 HR) in his last nine games after not having any in his previous eight games from 8/19-28

Is tied for fifth in the AL and tied for 10<sup>th</sup> in MLB with 45 strikeouts since 8/1

Batting 15-for-96 (.156) since 8/6, but seven of the 15 hits in that span have gone for extra bases (3 2B, 4 HR)

Nine of his 17 extra-base hits this season have been off fastballs (6 2B, 3 HR)

On 6/27 vs. TB, hit his first major league home run and set a career high with four RBI...Became the first Oriole to hit his first career homer off a position player

6 • RYAN MOUNTCASTLE • INF (R)

Current Streak: 1 G (1-4; since 9/9)

Last Game: 1-4, RBI, K

2025 High: 12 G (5/4-18)

Homestand: 4 G, 2-15, 2B, RBI, BB, 7 K

Hit safely in seven straight games from 8/28-9/5, batting .387 (12-for-31) with five extra-base hits and seven RBI...Had multiple hits (9 total H) in a career-high-tying four straight games from 8/29-9/2 (3x, last: 7/31-8/3/23)...Had four extra-base hits (3 2B, HR) between 8/29-30 at SF

Set a season high with four RBI on 8/29 at SF (last: 4 RBI, 7/28/24 vs. SD)...Drove in six runs in the Giants series

Slashing .314/.352/.458 (37-for-118) with eight doubles, three homers, and 16 RBI in 30 games since 5/27

Is 18-for-31 (.581) with four doubles and one homer on the first pitch of an at-bat...His .581 average in 0-0 counts leads MLB among all qualified hitters, per *STATS*

Stole two bases on 8/14 vs. SEA for the first time in his career...The second was a steal of home on a double steal, his second such stolen base this season...Is the fourth player in O's history (since 1954) with multiple steals of home in one year, along with Doug DeCinces (1980), Davey Johnson (1971), and Don Buford (1970)

26 • EMMANUEL RIVERA • INF (R)

Current Streak: 0-for-last-5 (since 9/7)

Last Game: 0-4, K

2025 High: 8 G (8/28-9/7)

Homestand: 4 G, 4-16, 2B, R, 3 RBI, 4 K

Had his season-long eight game hitting streak snapped yesterday vs. PIT...Has tallied four multi-hit efforts over his last nine games since 8/28

Recorded his second career walk-off plate appearance on Saturday vs. LAD, joining 5/12/24 vs. PHI (w/MIA) off Gregory Soto (1B)...Became the third Oriole with a walk-off plate appearance this season, joining Samuel Basallo (9/5 vs. LAD, HR) and Jackson Holliday (8/13 vs. SEA, 2B)

Matched a career high with four RBI on 9/2 at SD (also 9/28/24 at MIN)...Had six RBI in three games from 8/29-9/2, his most in a three-game span in his career

Had his contract selected from Triple-A Norfolk on 8/27...Marks his third stint on the active roster (4/28-6/10 & 6/10-7/1)

52 • LUIS VAZQUEZ • INF (R)

Current Streak: 1 G (1-4; since 9/7)

Last Game: 0-0 (Def. in 11<sup>th</sup>)

2025 High: 2 G (8/22-9/1)

Homestand: 3 G, 1-4, K

Drew a career-high two walks on 9/3 at SD...Had just one walk in his first 39 career games from 5/22/24-9/1/25

Matched a career high with two hits on 8/31 at SF (also 8/22 vs. HOU)

On 8/24 vs. HOU, hit his first career home run

Stole his first career base on 8/22 vs. HOU

ORIOLES PUBLIC RELATIONS DEPARTMENT 333 W. CAMDEN ST., BALTIMORE, MD 21201 410-547-6150 [ORIOLESPR@ORIOLES.COM](mailto:ORIOLESPR@ORIOLES.COM) @ORIOLESPR



ADDITIONAL HITTER INFO

			MULTI-HIT GAMES					MULTI-RBI GAMES					LAST HR		MULTI-HR GAMES		
	vs. LHP	vs. RHP	2	3	4	5	TOTAL	2	3	4	5	6+	TOTAL	(DATE/PITCHER)	2025	CAREER	LAST (HRS)
Samuel Basallo	.167	.213	2	-	-	-	2	3	-	-	-	-	3	9/5/25 vs. LAD (Scott)	-	-	-
Dylan Beavers	.091	.333	5	-	-	-	5	1	-	-	-	-	1	8/21/25 vs. HOU (Alexander)	-	-	-
Dylan Carlson	.197	.212	7	2	-	-	9	4	1	-	-	-	5	8/16/25 at HOU (Alexander)	-	3	6/20/23 at WSH (2)
Colton Cowser	.171	.219	7	3	-	-	10	2	5	-	-	-	7	9/3/25 at SD (Cortes)	-	2	9/20/24 vs. DET (2)
Gunnar Henderson	.220	.299	32	6	1	-	39	11	2	2	-	-	15	8/24/25 vs. HOU (Arrighetti)	-	2	6/21/24 at HOU (2)
Jackson Holliday	.213	.264	22	9	1	-	32	6	1	2	-	-	9	9/6/25 vs. LAD (Yamamoto)	1	1	5/4/25 vs. KC (2)
Alex Jackson	.286	.214	4	-	-	-	4	-	-	-	-	-	-	9/3/25 at SD (Cortes)	-	-	-
Jeremiah Jackson	.324	.310	8	2	-	-	10	2	1	1	-	-	4	9/9/25 vs. PIT (Ashcraft)	-	-	-
Daniel Johnson	.286	.156	2	-	-	-	2	-	-	-	-	-	-	6/15/25 at LAD (Yates)	-	-	-
Jorge Mateo	.194	.176	2	-	-	-	2	1	-	-	-	-	1	5/31/25 vs. CWS (Martin)	-	1	8/2/22 at TEX (2)
Coby Mayo	.227	.165	4	1	-	-	5	2	1	1	-	-	4	9/3/25 at SD (Cortes)	-	-	-
Ryan Mountcastle	.260	.259	17	3	-	-	20	4	-	1	-	-	5	8/30/25 at SF (Seymour)	-	10	6/4/24 at TOR (2)
Emmanuel Rivera	.281	.250	7	1	-	-	8	2	-	1	-	-	3	9/28/24 at MIN (Varland)	-	2	9/28/24 at MIN (2)
Luis Vázquez	.167	.174	2	-	-	-	2	-	-	-	-	-	-	8/24/25 vs. HOU (Rooney)	-	-	-

O's HITTERS

2025 vs. PITTSBURGH PIRATES

CAREER vs. PITTSBURGH PIRATES

PLAYER	G	AB	R	H	2B	3B	HR	RBI	BB	IBB	SO	AVG	OBP	SLG	G	AB	R	H	2B	3B	HR	RBI	BB	IBB	SO	AVG	OBP	SLG
Samuel Basallo	1	5	0	1	0	0	0	1	0	0	1	.200	.200	.200	1	5	0	1	0	0	0	1	0	0	1	.200	.200	.200
Dylan Beavers	1	1	0	0	0	0	0	0	2	0	1	.000	.667	.000	1	1	0	0	0	0	0	0	2	0	1	.000	.667	.000
Dylan Carlson	1	0	0	0	0	0	0	0	1	0	0	-	1.000	-	48	138	26	39	10	0	5	20	22	0	35	.283	.389	.464
Colton Cowser	1	4	0	0	0	0	0	0	1	1	2	.000	.200	.000	3	7	0	1	0	0	0	0	1	1	3	.143	.250	.143
Gunnar Henderson	1	4	1	0	0	0	0	0	1	0	2	.000	.200	.000	7	27	4	4	1	0	2	2	3	0	10	.148	.233	.407
Jackson Holliday	1	4	1	2	0	0	0	0	1	1	1	.500	.600	.500	1	4	1	2	0	0	0	0	1	1	1	.500	.600	.500
Alex Jackson															3	11	0	1	0	0	0	0	0	0	6	.091	.091	.091
Jeremiah Jackson	1	3	1	2	0	0	1	1	0	0	1	.667	.750	1.667	1	3	1	2	0	0	1	1	0	0	1	.667	.750	1.667
Daniel Johnson	1	1	0	0	0	0	0	0	0	0	1	.000	.000	.000	1	1	0	0	0	0	0	0	0	0	1	.000	.000	.000
Jorge Mateo	1	0	0	0	0	0	0	0	0	0	0	-	-	-	12	25	3	5	2	0	1	2	2	0	3	.200	.333	.400
Coby Mayo	1	3	0	0	0	0	0	0	0	0	1	.000	.000	.000	1	3	0	0	0	0	0	0	0	0	1	.000	.000	.000
Ryan Mountcastle	1	4	0	1	0	0	0	1	0	0	1	.250	.200	.250	10	41	2	10	3	1	0	3	1	0	13	.244	.256	.366
Emmanuel Rivera	1	4	0	0	0	0	0	0	0	0	1	.000	.000	.000	9	27	2	5	2	0	1	3	0	0	7	.185	.185	.370
Luis Vázquez	1	0	0	0	0	0	0	0	0	0	0	-	-	-	5	2	1	0	0	0	0	1	0	0	0	.000	.000	.000

O's PITCHERS

2025 vs. PITTSBURGH PIRATES

CAREER vs. PITTSBURGH PIRATES

PLAYER	W	L	SV	G	GS	INN	H	R	ER	HR	BB	K	ERA	AVG	W	L	SV	G	GS	INN	H	R	ER	HR	BB	K	ERA	AVG
Keegan Akin	0	0	0	1	0	0.1	0	0	0	0	2	1	0.00	.000	0	0	0	5	0	4.0	3	3	3	0	3	5	6.75	.214
Kyle Bradish	0	0	0	1	1	7.0	4	1	1	0	2	6	1.29	.160	0	0	0	2	2	13.0	7	2	1	0	3	12	0.69	.152
Yennier Cano	0	0	0	1	0	0.2	1	1	1	1	0	0	13.50	.333	0	1	0	4	0	3.1	4	3	2	1	1	2	5.40	.286
Shawn Dubin	0	0	0	1	0	1.0	1	0	0	0	0	0	0.00	.333	0	0	0	2	0	2.1	1	0	0	0	1	2	0.00	.143
Dietrich Enns	1	0	0	2	0	4.2	3	0	0	0	1	5	0.00	.200	1	0	0	2	0	4.2	3	0	0	0	1	5	0.00	.200
Rico Garcia	0	0	0	1	0	1.0	0	0	0	0	0	1	0.00	.000	0	0	0	1	0	1.0	0	0	0	0	0	1	0.00	.000
Dean Kremer															1	0	0	2	2	13.1	9	1	0	0	0	8	0.00	.191
Cade Povich																												
Trevor Rogers															0	1	0	3	3	16.1	17	9	8	0	9	18	4.41	.266
Kade Strowd																												
Albert Suárez															1	0	0	2	1	7.0	6	3	2	0	2	9	2.57	.240
Tomoyuki Sugano																												
Tyler Wells															1	0	0	2	2	12.1	8	3	3	1	4	11	2.19	.178
Grant Wolfram																												

RECENT TRANSACTIONS

DATE	TRANSACTION
9/4	<b>RHP Corbin Martin</b> cleared outright waivers and accepted an assignment to Triple-A Norfolk.
9/3	<b>RHP Scott Blewett</b> began a rehab assignment with Triple-A Norfolk.
9/2	Reinstated <b>RHP Tyler Wells</b> (right elbow UCL surgery) and <b>INF/OF Jorge Mateo</b> (left hamstring strain) from the 60-day Injured List...Optioned <b>C Maverick Handley</b> <sup>2</sup> to Triple-A Norfolk... Designated <b>RHP Corbin Martin</b> and <b>RHP Elvin Rodríguez</b> for assignment.
9/1	<b>RHP Albert Suárez</b> (right subscapularis strain) was returned from his rehab assignment and reinstated from the 60-day Injured List...Recalled <b>C Maverick Handley</b> from Triple-A Norfolk... <b>RHP Cody Poteet</b> elected free agency in lieu of accepting an outright assignment to Triple-A Norfolk.
8/30	<b>RHP Matt Bowman</b> cleared unconditional release waivers and was released... <b>RHP Cody Poteet</b> (right shoulder inflammation) was returned from his rehab assignment, reinstated from the 60-day Injured List, and outrighted to Triple-A Norfolk.
8/29	<b>INF Vimalael Machín</b> cleared outright waivers and accepted an assignment to Triple-A Norfolk.
8/28	Activated <b>RHP Shawn Dubin</b> ...Designated <b>RHP Roansy Contreras</b> for assignment.
8/27	Selected the contracts of <b>RHP Roansy Contreras</b> and <b>INF Emmanuel Rivera</b> from Triple-A Norfolk... Transferred <b>RHP Brandon Young</b> (left hamstring strain) to the 60-day Injured List...Designated <b>INF Vimalael Machín</b> for assignment.
8/26	Reinstated <b>RHP Kyle Bradish</b> (right elbow UCL surgery) from the 60-day Injured List...Claimed <b>RHP Shawn Dubin</b> off waivers from the Houston Astros...Transferred <b>RHP Scott Blewett</b> (right elbow discomfort) to the 60-day Injured List...Designated <b>RHP Matt Bowman</b> for assignment...Optioned <b>RHP Yaramil Hiraldo</b> <sup>5</sup> to Triple-A Norfolk (postgame).
8/23	<b>RHP Cody Poteet</b> (right shoulder inflammation) began a rehab assignment with Triple-A Norfolk.
8/22	Selected the contracts of <b>RHP Matt Bowman</b> and <b>INF Vimalael Machín</b> from Triple-A Norfolk... Placed <b>RHP Brandon Young</b> (left hamstring strain) on the 15-day Injured List...Placed <b>INF Jordan Westburg</b> (right ankle sprain) on the 10-day Injured List, retroactive to 8/19...Transferred <b>RHP Félix Bautista</b> (right shoulder surgery) and <b>C Gary Sánchez</b> (right knee sprain) to the 60-day Injured List.
8/21	Claimed <b>LHP Josh Walker</b> <sup>1</sup> off waivers from the Philadelphia Phillies and optioned him to Triple-A Norfolk...Recalled <b>OF Daniel Johnson</b> from Triple-A Norfolk...Placed <b>C Adley Rutschman</b> (right oblique strain) on the 10-day Injured List, retroactive to 8/18.
8/20	<b>INF/OF Jorge Mateo</b> began a rehab assignment with Triple-A Norfolk.
8/19	<b>OF Jordyn Adams</b> cleared outright waivers and accepted an assignment to Triple-A Norfolk... <b>OF Greg Allen</b> elected free agency in lieu of accepting an outright assignment to Triple-A Norfolk.
8/17	Selected the contract of <b>C/1B Samuel Basallo</b> from Triple-A Norfolk...Reinstated <b>OF Colton Cowser</b> from the 7-day concussion Injured List...Transferred <b>RHP Zach Eflin</b> (low back discomfort) to the 60-day Injured List...Returned <b>C Maverick Handley</b> <sup>2</sup> (right wrist strain) from his rehab assignment, reinstated from the 10-day Injured List, and optioned to Triple-A Norfolk...Transferred the rehab assignment of <b>RHP Albert Suárez</b> to Triple-A Norfolk.
8/16	Selected the contract of <b>OF Dylan Beavers</b> from Triple-A Norfolk...Designated <b>OF Greg Allen</b> for assignment...Optioned <b>OF Daniel Johnson</b> <sup>1</sup> and <b>1B/OF Ryan Noda</b> <sup>2</sup> to Triple-A Norfolk (postgame).
8/13	<b>RHP Houston Roth</b> cleared outright waivers and accepted an assignment to Triple-A Norfolk.
8/12	Activated <b>OF Daniel Johnson</b> ...Optioned <b>OF Jordyn Adams</b> <sup>2</sup> to Triple-A Norfolk.
8/11	Claimed <b>OF Daniel Johnson</b> off waivers from the San Francisco Giants...Selected the contract of <b>RHP Jose Espada</b> <sup>1</sup> from Triple-A Norfolk and optioned him to Triple-A Norfolk...Designated <b>RHP Houston Roth</b> for assignment.

EUTAW STREET HOME RUNS

DATE	PLAYER (Team)	OPP. (Pitcher)	DISTANCE
6/28	Jonathan Aranda (TB)	BAL (Eflin)	467 ft.
4/29	Trent Grisham (NYY)	BAL (Gibson)	399 ft.
4/19	Jake Fraley (CIN)	BAL (Young)	421 ft.
2025 totals - 3 (0 by Orioles, 3 by opponents)			
*Total since 1992 - 134 (64 by Orioles, 70 by opponents)			

O's CHALLENGES

TEAM	TOTAL	WON	LOST	SUCCESS RATE
Orioles	42	18	24	43%
Opponents	31	19	12	61%
Last by O's: 9/9 vs. PIT (B10)		Batter/Runner: Beavers		Force Play (1B)
Last by Opp.: 9/2 at SD (T4)		Batter/Runner: Holliday		Tag Play (2B)
				Out/Confirmed Safe/Overturned

RECORD BY POSITION

PLAYER	C	1B	2B	3B	SS	LF	CF	RF	DH
Jordyn Adams	-	-	-	-	-	-	0-1	-	-
Greg Allen	-	-	-	-	-	0-1	1-2	-	-
Samuel Basallo	6-5	0-1	-	-	-	-	-	-	3-0
Dylan Beavers	-	-	-	-	-	-	-	3-4	-
Dylan Carlson	-	-	-	-	-	-	19-18	7-5	3-5
Colton Cowser	-	-	-	-	-	-	19-22	16-14	0-1
Maverick Handley	7-7	-	-	-	-	-	-	-	-
Gunnar Henderson	-	-	-	-	58-66	-	-	-	3-5
Jackson Holliday	-	-	55-66	-	4-2	-	-	-	2-2
Jeremiah Jackson	-	-	-	1-3	-	-	-	12-11	1-2
Alex Jackson	11-11	-	-	-	-	-	-	-	-
Daniel Johnson	-	-	-	-	-	1-1	3-1	-	-
Heston Kjerstad	-	-	-	-	-	10-15	-	10-10	1-0
Ramón Laureano	-	-	-	-	-	9-14	0-1	21-18	3-4
Vimalael Machín	-	-	1-2	-	-	-	-	-	-
Jorge Mateo	-	-	1-4	-	0-8	1-0	4-3	-	-
Coby Mayo	-	30-22	-	0-2	-	-	-	-	3-4
Ryan Mountcastle	-	17-31	-	-	-	-	-	-	12-13
Cedric Mullins	-	-	-	-	-	-	36-50	-	1-1
Ryan Noda	-	-	-	-	-	-	-	2-1	-
Ryan O'Hearn	-	19-20	-	-	0-2	-	-	5-9	14-17
Tyler O'Neill	-	-	-	-	1-0	-	-	11-19	5-4
Emmanuel Rivera	-	1-3	-	13-10	-	-	-	-	1-0
Adley Rutschman	29-33	-	-	-	-	-	-	-	7-11
Jacob Stallings	4-7	-	-	-	-	-	-	-	-
Gary Sánchez	8-11	-	-	-	-	-	-	-	3-4
Chadwick Tromp	2-3	-	-	-	-	-	-	-	-
Ramón Urías	-	-	1-0	32-34	-	-	-	-	1-1
Luis Vázquez	-	-	1-1	1-2	5-1	-	-	-	-
Jordan Westburg	-	-	9-6	19-24	-	-	-	-	7-8

2025 BY THE NUMBERS			
	HOME	AWAY	TOTAL
Overall	34-38	33-39	67-77
MONTH	HOME	AWAY	TOTAL
March (5)	1-0	2-2	3-2
April (25)	6-7	3-9	9-16
May (27)	4-10	5-8	9-18
June (27)	8-5	8-6	16-11
July (25)	8-5	5-7	13-12
August (28)	4-10	7-7	11-17
September (25)	3-1	3-0	6-1
TOTAL (162)	34-38	33-39	67-77
DAY OF WEEK	HOME	AWAY	TOTAL
Monday (14)	5-1	4-4	9-5
Tuesday (23)	4-7	4-7	7-15
Wednesday (25)	3-8	4-6	8-13
Thursday (18)	4-5	5-1	9-6
Friday (26)	7-4	4-7	11-11
Saturday (28)	6-6	7-7	13-13
Sunday (27)	5-7	5-7	10-14
TOTAL (162)	34-38	33-39	67-77
VS. AL EAST	HOME	AWAY	TOTAL
Boston Red Sox (13)	1-6	4-2	5-8
New York Yankees (13)	2-1	1-2	3-3
Tampa Bay Rays (13)	2-1	3-4	5-5
Toronto Blue Jays (13)	4-2	2-2	6-4
TOTAL (52)	9-10	10-10	19-20
VS. AL CENTRAL	HOME	AWAY	TOTAL
Chicago White Sox (7)	3-0	-	3-0
Cleveland Guardians (7)	2-1	1-3	3-4
Detroit Tigers (6)	1-2	0-3	1-5
Kansas City Royals (6)	1-2	1-2	2-4
Minnesota Twins (6)	0-3	0-3	0-6
TOTAL (32)	7-8	2-11	9-19
VS. AL WEST	HOME	AWAY	TOTAL
Athletics (6)	1-2	1-2	2-4
Houston Astros (7)	1-3	2-1	3-4
Los Angeles Angels (6)	3-0	2-1	5-1
Seattle Mariners (6)	2-1	3-0	5-1
Texas Rangers (7)	1-2	1-2	2-4
TOTAL (32)	8-8	9-6	17-14
VS. NL EAST	HOME	AWAY	TOTAL
Atlanta Braves (3)	-	3-0	3-0
Miami Marlins (3)	1-2	-	1-2
New York Mets (3)	2-1	-	2-1
Philadelphia Phillies (3)	-	1-2	1-2
Washington Nationals (4)	0-3	1-2	1-5
TOTAL (16)	3-6	5-4	8-10
VS. NL CENTRAL	HOME	AWAY	TOTAL
Chicago Cubs (3)	-	1-2	1-2
Cincinnati Reds (3)	1-2	-	1-2
Milwaukee Brewers (3)	-	1-2	1-2
Pittsburgh Pirates (3)	1-0	-	1-0
St. Louis Cardinals (3)	1-2	-	1-2
TOTAL (15)	3-4	2-4	5-8
VS. NL WEST	HOME	AWAY	TOTAL
Arizona Diamondbacks (3)	-	1-2	1-2
Colorado Rockies (3)	2-1	-	2-1
Los Angeles Dodgers (3)	2-1	-	2-1
San Diego Padres (3)	-	3-0	3-0
San Francisco Giants (3)	-	1-2	1-2
TOTAL (15)	4-2	5-4	9-6

BALTIMORE ORIOLES - WALK-OFF AND MISC. HOME RUNS

Baltimore Orioles Walk-off Wins							
Date	Score	Batter/Runner	Action	RBI	Pitcher	INN	OUTS
9/9	PIT 2 @ BAL 3	Samuel Basallo	1B	1	Dauri Moreta	11	0
9/6	LAD 3 @ BAL 4	Emmanuel Rivera	1B	2	Tanner Scott	9	2
9/5	LAD 1 @ BAL 2	Samuel Basallo	HR	1	Tanner Scott	9	2
8/13	SEA 3 @ BAL 4	Jackson Holliday	2B	1	Matt Brash	9	2

Opponent Walk-off Wins							
Date	Score	Batter/Runner	Action	RBI	Pitcher	INN	OUTS
8/16	BAL 4 @ HOU 5	Ramón Urías	FC	1	Keegan Akin	12	1
8/3	BAL 3 @ CHC 5	Justin Turner	HR	2	Keegan Akin	9	0
5/24 (G1)	BAL 5 @ BOS 6	Rafael Devers	1B	1	Gregory Soto	10	1

Baltimore Orioles Back-to-Back Home Runs							
Date	Score	Batters	Pitcher	INN	OUTS		
9/3	BAL 7 @ SD 5	Colton Cowser/Coby Mayo/Alex Jackson	Nestor Cortes	3	1		
8/8	ATH 2 @ BAL 3	Adley Rutschman/Ryan Mountcastle	J.T. Ginn	1	2		
7/29 (G1)	TOR 4 @ BAL 16	Tyler O'Neill/Ramón Urías	Lazaro Estrada	6	1		
7/28	TOR 4 @ BAL 11	Cedric Mullins/Coby Mayo	Chris Bassitt	2	2		
6/24	TEX 6 @ BAL 5 (10)	Gary Sánchez/Ramón Urías/Ryan O'Hearn	Chris Martin	7	0		
6/14	LAA 5 @ BAL 6	Cedric Mullins/Gary Sánchez	Tyler Anderson	6	0		
6/5	BAL 4 @ SEA 3	Adley Rutschman/Gunnar Henderson	Bryan Woo	6	0		
5/14 (G2)	MIN 8 @ BAL 6	Cedric Mullins/Heston Kjerstad	Simeon Woods Richardson	3	2		
4/19	CIN 5 @ BAL 9	Ramón Laureano/Jordan Westburg	Carson Spiers	7	2		
4/19	CIN 5 @ BAL 9	Cedric Mullins/Gunnar Henderson	Hunter Greene	1	0		
3/27	BAL 12 @ TOR 2	Adley Rutschman/Jordan Westburg	Yariel Rodríguez	8	1		

Opponent Back-to-Back Home Runs							
Date	Score	Batters	Pitcher	INN	OUTS		
9/7	LAD 5 @ BAL 2	Shohei Ohtani/Mookie Betts	Tomoyuki Sugano	3	0		
8/4	BAL 3 @ PHI 13	Edmundo Sosa/Weston Wilson	Elvin Rodríguez	8	1		
5/18	WSH 10 @ BAL 4	Dylan Crews/CJ Abrams	Zach Efflin	2	1		
5/15	MIN 4 @ BAL 0	DaShawn Keirsey Jr./Byron Buxton	Tomoyuki Sugano	3	1		
5/4	KC 11 @ BAL 6	Bobby Witt Jr./Vinnie Pasquantino	Yennier Cano	7	1		
4/29	NY 15 @ BAL 3	Trent Grisham/Aaron Judge/Ben Rice	Kyle Gibson	1	0		
4/17	CLE 2 @ BAL 6	Daniel Schneemann/Austin Hedges	Tomoyuki Sugano	3	0		
4/9	BAL 0 @ AZ 9	Pavin Smith/Josh Naylor	Dean Kremer	5	1		

Baltimore Orioles Grand Slams							
Date	Score	Batter	Pitcher	INN	OUTS		
6/15	LAA 2 @ BAL 11	Gary Sánchez	Connor Brogdon	7	2		
5/14	MIN 8 @ BAL 6	Cedric Mullins	Simeon Woods Richardson	3	2		
4/16	CLE 1 @ BAL 9	Jackson Holliday	Gavin Williams	2	1		

Opponent Grand Slams							
Date	Score	Batter	Pitcher	INN	OUTS		
8/4	BAL 3 @ PHI 13	Kyle Schwarber	Yaramil Hiraldo	6	2		
7/18	BAL 1 @ TB 11	Yandy Diaz	Grant Wolfram	6	1		
5/23	BAL 5 @ BOS 19	Rafael Devers	Emmanuel Rivera	8	2		
4/20	CIN 24 @ BAL 2	Noelvi Marte	Jorge Mateo	8	2		

Baltimore Orioles Inside-the-Park Home Runs							
Date	Score	Batter	RBI	Pitcher	INN	OUTS	
			-		-	-	

Opponent Inside-the-Park Home Runs							
Date	Score	Batter	RBI	Pitcher	INN	OUTS	
			-		-	-	

Baltimore Orioles Pinch-Hit Home Runs							
Date	Score	Batter	RBI	Pitcher	INN	OUTS	
7/26	COL 0 @ BAL 18	Alex Jackson	1	Kyle Farmer	8	0	
7/10 (G1)	NYM 1 @ BAL 3	Gunnar Henderson	2	Ryne Stanek	8	0	
5/10	BAL 2 @ LAA 5	Ramón Laureano	1	Brock Burke	9	0	

Opponent Pinch-Hit Home Runs							
Date	Score	Batter	RBI	Pitcher	INN	OUTS	
8/3	BAL 3 @ CHC 5	Justin Turner	2	Keegan Akin	9	0	
7/30	TOR 9 @ BAL 8	Nathan Lukes	3	Yennier Cano	7	2	
6/18	BAL 8 @ TB 12	Brandon Lowe	2	Yennier Cano	5	2	
5/11	BAL 7 @ LAA 3	Matthew Lugo	1	Félix Bautista	9	2	
5/7	BAL 2 @ MIN 5	Harrison Bader	2	Keegan Akin	7	1	

Baltimore Orioles Leadoff Home Runs							
Date	Score	Batter	Pitcher				
9/3	BAL 7 @ SD 5	Jackson Holliday	Nestor Cortes				
7/20	BAL 5 @ TB 3	Jackson Holliday	Ryan Peipot				
5/31	CWS 2 @ BAL 4	Jackson Holliday	Davis Martin				
4/19	CIN 5 @ BAL 9	Cedric Mullins	Hunter Greene				
4/3	BOS 8 @ BAL 4	Cedric Mullins	Tanner Houck				
3/29	BAL 9 @ TOR 5	Colton Cowser	Max Scherzer				

Opponent Leadoff Home Runs							
Date	Score	Batter	Pitcher				
9/7	LAD 5 @ BAL 2	Shohei Ohtani	Tomoyuki Sugano				
8/27	BOS 3 @ BAL 2	Roman Anthony	Dietrich Enns				
8/25	BOS 4 @ BAL 3	Roman Anthony	Tomoyuki Sugano				
6/16	BAL 1 @ TB 7	Josh Lowe	Zach Efflin				
5/24 (G1)	BAL 5 @ BOS 6	Jarren Duran	Zach Efflin				
5/18	WSH 10 @ BAL 4	CJ Abrams	Zach Efflin				
4/29	NY 15 @ BAL 3	Trent Grisham	Kyle Gibson				
4/23	BAL 3 @ WSH 4	James Wood	Tomoyuki Sugano				





LAST TIME IT HAPPENED	
<b>BATTING</b>	
Eutaw St. Home Run	Gunnar Henderson, 8/14/24 vs. WSH (Herz)
Opponent	Jonathan Aranda, 6/28/25 vs. TB (Efflin)
Second Deck Home Run in LF at OPACY	Austin Hays, 6/7/22 vs. CHC (Mills)
Opponent	Pete Alonso, 9/2/20 vs. NYM (Means)
Grand Slam	Gary Sánchez, 6/15/25 vs. LAA (Brogdon)
Two Grand Slams in One Game	Reimold, Clevenger, 9/11/15 vs. KC (Herrera, Chamberlain)
Pinch-Hit Home Run	Alex Jackson, 7/26/25 vs. COL (Farmer)
Pinch-Hit Walk-Off Home Run	Nolan Reimold, 7/24/16 vs. CLE (Allen)
Pinch-Hit Grand Slam	Dwight Evans, 7/26/91 vs. OAK (Nelson)
Inside the Park Home Run	Jorge Mateo, 8/20/23 at OAK (Sears)
LH & RH Home Run, Same Game	Anthony Santander, 8/7/24 at TOR (Francis, Yarbrough)
Individual 2-Home Run Game	Jackson Holliday, 5/4/25 vs. KC (Lorenzen)
Individual 3-Home Run Game	Ryan Mountcastle, 6/19/21 vs. TOR (Manoah, Kay)
Individual 4-Home Run Game	Never
Home Run in Consecutive Games	Jeremiah Jackson, 9/1-2/25 at SD
Home Run in 3 Consecutive Games	Tyler O'Neill, 7/25-29 (G1)/25 vs. COL, vs. TOR (4 G)
Home Run in 4 Consecutive Games	Tyler O'Neill, 7/25-29 (G1)/25 vs. COL, vs. TOR
Home Run in 5 Consecutive Games	Jonathan Schoop, 7/22-27/18 vs. TOR, BOS, TB
Home Run in 6 Consecutive Games	Chris Davis, 9/26-10/2/12 vs. TOR, BOS, TB
4-Home Run Game, Team	9/3/25 at SD
5-Home Run Game, Team	4/19/25 vs. CIN
6-Home Run Game, Team	3/27/25 at TOR
7-Home Run Game, Team	6/2/16 vs. BOS
8+-Home Run Game, Team	6/16/15 vs. PHI (8 HR)
10+-Run Game, Team	8/17/25 at HOU (12 R)
15+-Run Game, Team	7/29/25 (G1) vs. TOR (16 R)
20+-Run Game, Team	6/27/25 vs. TB (22 R)
Back-to-Back HR	Cowser/Mayo/A. Jackson, 9/3/25 at SD (3 <sup>rd</sup> inning)
Back-to-Back HR to Start First Inning	Mullins/Henderson, 4/19/25 vs. CIN
Back-to-Back-to-Back HR	Cowser/Mayo/A. Jackson, 9/3/25 at SD (3 <sup>rd</sup> inning)
Back-to-Back-to-Back HR to Start First Inning	Flaherty/Hardy/Markakis, 5/10/12 (G1) vs. TEX
2 Back-to-Back HRs, Same Game	Mullins/Henderson (1 <sup>st</sup> ) & Laureano/Westburg (7 <sup>th</sup> ), 4/19/25 vs. CIN
Leadoff Home Run	Jackson Holliday (1B), 9/9/25 vs. PIT (Moreta)
Walk-Off Win	Samuel Basallo (1B), 9/9/25 vs. PIT (Moreta)
Walk-Off Home Run	Samuel Basallo, 9/5/25 vs. LAD (Scott)
Walk-Off Grand Slam	Manny Machado, 8/18/17 vs. LAA (Middleton)
Walk-Off Home Run, Eutaw St.	Rio Ruiz, 8/11/19 vs. HOU (Osuna)
Home Run, 15 <sup>th</sup> Inning or later	Jonathan Villar, 7/25/19 at LAA (Canning)
Home Run, 17 <sup>th</sup> Inning or later	Adam Jones, 5/6/12 at BOS (McDonald)
Home Run by a Pitcher	Zack Britton, 7/3/11 at ATL (Beachy)
2-Home Run Game by a Pitcher	Milt Pappas, 8/27/61 at MIN (Ramos)
Oriole to hit a Home Run for 1 <sup>st</sup> ML hit	Connor Norby, 6/4/24 at TOR (Pearson)
Oriole w/ 2 Home Runs in One Inning	Mark Trumbo, 4/15/16 at TEX (7 <sup>th</sup> Inning, Pérez, Faulkner)
Oriole w/ 3 Home Runs in Consecutive Innings	Manny Machado, 8/7/16 at CWS (1 <sup>st</sup> , 2 <sup>nd</sup> , 3 <sup>rd</sup> inning, Shields, Albers)
5-Hit Game	Adley Rutschman, 6/21/24 at HOU
6-Hit Game	Cal Ripken, Jr., 6/13/99 at ATL
5-RBI Game	Jordan Westburg, 8/17/25 at HOU
6-RBI Game	Adley Rutschman, 6/9/24 at TB
7-RBI Game	Ryan Mountcastle, 4/11/23 vs. OAK (9 RBI)
8-RBI Game	Ryan Mountcastle, 4/11/23 vs. OAK (9 RBI)
9-RBI Game	Ryan Mountcastle, 4/11/23 vs. OAK
<b>PITCHING</b>	
Perfect Game	Never
No-Hitter	5/5/21 at SEA (Means)
1-Hitter	8/15/25 at HOU (Young, Hiraldo)
Complete Game	8/1/25 at CHC (Rogers, 8.0 IP)
Complete Game, 9.0+ IP	9/23/22 vs. HOU (Kremer, 9.0 IP)
Shutout	9/23/22 vs. HOU (Kremer)
Team Shutout	8/17/25 at HOU (Kremer, Wolfram, Martin)
Consecutive CG, Pitcher	Sidney Ponson (2), 5/16-22/04
Consecutive Shutouts, Pitcher	Mike Mussina (2), 9/26-10/1/95
Consecutive CG, Team	5/13-14/11 (Guthrie, Bergesen)
Consecutive Shutouts, Team	4/18-19/23 at WSH
10+ Strikeout Game, Pitcher	Kyle Bradish (10), 8/26/25 vs. BOS
15+ Strikeout Game, Pitcher	Erik Bedard (15), 7/7/07 at TEX
10+ Strikeout Game, Team	9/9/25 vs. PIT (10 K)
15+ Strikeout Game, Team	8/16/25 at HOU (16 K)
4+ Strikeouts in an inning	Mike Cuellar (4), 5/29/70 at CAL
Immaculate Inning	Brandon Young, 7/8/25 vs. NYM (5 <sup>th</sup> inning)
<b>MISCELLANEOUS</b>	
Hit for the Cycle	Cedric Mullins, 5/12/23 vs. PIT (7 <sup>th</sup> in club history)
Steal of Home	Ryan Mountcastle, 8/14/25 vs. SEA
Position Player to Pitch	Alex Jackson, 8/31/25 at SF (1.0 IP)
Triple Play Turned	9/18/22, Bottom 3 <sup>rd</sup> at TOR (Chapman batting/Kremer pitching)
	Scoring: 6-4-3 (Mateo-Vavra-Aguliar)
Manager Ejection	Tony Mansolino, 7/20/25 at TB (1 <sup>st</sup> career)
Player Ejection	Ryan O'Hearn, 7/21/25 at CLE (3 <sup>rd</sup> career)
<b>WINNING SWEEPS</b>	
2-Game, at OPACY	9/26-27/23 vs. WSH
2-Game, Road	8/18-19/25 at BOS
3-Game, at OPACY	6/13-15/25 vs. LAA
3-Game, Road	9/1-3/25 at SD
4-Game, at OPACY	7/7-10/22 vs. LAA
4-Game, Road	6/7-10/24 at TB
Doubleheader	7/29/25 vs. TOR

2025 OUTFIELD ASSISTS						
Outfielder	1B	2B	3B	HP	TOTAL	ERRORS (F-T)
Jordyn Adams	-	-	-	-	-	-
Greg Allen	-	-	-	-	-	-
Dylan Beavers	-	-	-	-	-	1 (0-1)
Dylan Carlson	-	2	-	1	3	-
Colton Cowser	-	-	1	2	3	1 (0-1)
Cooper Hummel	-	-	-	-	-	-
Jeremiah Jackson	-	1	-	1	2	1 (1-0)
Daniel Johnson	-	-	-	-	-	-
Heston Kjerstad	-	4	-	-	4	-
Ramón Laureano	-	4	-	3	7	5 (2-3)
Jorge Mateo	-	-	-	-	-	1 (1-0)
Cedric Mullins	-	-	-	-	-	3 (1-2)
Ryan Noda	-	1	-	-	1	-
Ryan O'Hearn	-	-	-	-	-	-
Tyler O'Neill	1	3	-	1	5	1 (1-0)
Team Totals	1	15	1	8	25	13 (6-7)

2025 CATCHING BREAKDOWN							
	Errors	SB		Pick-offs			
Catcher	F-T-C	PB	CCS-ATT	1B-2B-3B	Inn.	ERA	W-L (GS)
Samuel Basallo	0-0-0	1	2-4	0-0-0	98.0	4.13	6-5
Maverick Handley	0-0-1	0	0-13	0-0-0	121.2	4.25	7-7
Alex Jackson	0-2-0	2	6-19	0-0-0	205.2	4.55	11-11
Adley Rutschman	0-2-0	1	10-46	0-1-1	538.1	4.68	29-33
Gary Sánchez	0-2-2	1	1-18	1-0-0	175.1	5.39	8-11
Jacob Stallings	0-1-0	2	3-12	0-0-0	97.0	3.62	4-7
Chadwick Tromp	0-1-0	1	0-2	0-0-0	39.0	5.77	2-3
Totals	0-9-3	8	22-114	1-1-1	1274.0	4.63	67-77

2025 SCHEDULE

G#	DATE	OPP.	W-L	SCORE	WP/LP/SV	REC	POS	GA/GB	ATT.
1	3/27	at TOR	W	12-2	Eflin/Berrios	1-0	T-1 <sup>st</sup>	+0.5	40,734
2	3/28	at TOR	L	8-2	Gausman/Morton	1-1	T-3 <sup>rd</sup>	-0.5	26,289
3	3/29	at TOR	W	9-5	Kremer/Lovelyad	2-1	2 <sup>nd</sup>	-0.5	27,005
4	3/30	at TOR	L	3-1	Bassitt/Sugano/Hoffman	2-2	3 <sup>rd</sup>	-1.5	21,069
5	3/31	vs. BOS	W	8-5	Dominguez/Newcomb	3-2	3 <sup>rd</sup>	-1.0	45,002*
MARCH TOTALS: 3-2				TEAM ERA: 4.60		TEAM AVG: .305			
	4/1	OFF DAY				3-2	4 <sup>th</sup>	-1.0	
6	4/2	vs. BOS	L	3-0	Crochet/Eflin/Chapman	3-3	4 <sup>th</sup>	-1.5	18,146
7	4/3	vs. BOS	L	8-4	Kelly/Morton	3-4	T-4 <sup>th</sup>	-2.0	16,656
8	4/4	at KC	L	8-2	Lugo/Kremer	3-5	5 <sup>th</sup>	-2.5	14,196
9	4/5	at KC	W	8-1	Sugano/Wacha	4-5	5 <sup>th</sup>	-2.5	14,383
10	4/6	at KC	L	4-1	Bubic/Povich/Estévez	4-6	5 <sup>th</sup>	-2.5	19,098
11	4/7	at AZ	W	5-1	Eflin/Gallen	5-6	T-4 <sup>th</sup>	-1.5	20,333
12	4/8	at AZ	L	4-3	Kelly/Morton/Martinez	5-7	4 <sup>th</sup>	-2.0	23,843
13	4/9	at AZ	L	9-0	Pfaadt/Kremer	5-8	5 <sup>th</sup>	-2.5	22,411
	4/10	OFF DAY				5-8	5 <sup>th</sup>	-2.5	
	4/11	vs. TOR	**POSTPONED**		Rescheduled for 7/29 (DH)		5-8	5 <sup>th</sup>	-2.5
14	4/12	vs. TOR	W	5-4	Baker/Francis/Bautista	6-8	T-4 <sup>th</sup>	-2.0	22,130
15	4/13	vs. TOR	L	7-6 (10)	Hoffman/Bowman	6-9	5 <sup>th</sup>	-2.5	27,193
	4/14	OFF DAY				6-9	5 <sup>th</sup>	-2.5	
16	4/15	vs. CLE	L	6-3	Allen/Morton/Clase	6-10	5 <sup>th</sup>	-3.5	14,203
17	4/16	vs. CLE	W	9-1	Kremer/Williams	7-10	5 <sup>th</sup>	-3.5	13,964
18	4/17	vs. CLE	W	6-2	Sugano/Bibee	8-10	4 <sup>th</sup>	-3.5	16,201
19	4/18	vs. CIN	L	8-3	Abbott/Povich	8-11	4 <sup>th</sup>	-4.5	42,587*
20	4/19	vs. CIN	W	9-5	Dominguez/Greene/Bautista	9-11	4 <sup>th</sup>	-3.5	28,534
21	4/20	vs. CIN	L	24-2	Rogers/Morton/Wynne	9-12	4 <sup>th</sup>	-4.5	19,053
	4/21	OFF DAY				9-12	4 <sup>th</sup>	-4.0	
22	4/22	at WSH	L	7-0	Parker/Kremer	9-13	4 <sup>th</sup>	-4.0	29,504
23	4/23	at WSH	L	4-3	López/Soto/Finnegan	9-14	5 <sup>th</sup>	-5.0	22,246
24	4/24	at WSH	W	2-1	Povich/Gore/Bautista	10-14	5 <sup>th</sup>	-4.5	23,058
	4/25	at DET	**POSTPONED**		Rescheduled for 4/26 (DH)		10-14	5 <sup>th</sup>	-4.0
25	4/26-1	at DET	L	4-3	Mize/Young/Vest	10-15			28,509
26	4/26-2	at DET	L	6-2	Hurter/Morton	10-16	5 <sup>th</sup>	-5.0	21,422
27	4/27	at DET	L	7-0	Skubal/Kremer	10-17	5 <sup>th</sup>	-6.5	28,613
28	4/28	vs. NYY	W	4-3	Sugano/Warren/Bautista	11-17	5 <sup>th</sup>	-5.5	22,775
29	4/29	vs. NYY	L	15-3	Rodón/Gibson	11-18	5 <sup>th</sup>	-6.5	22,164
30	4/30	vs. NYY	W	5-4	Baker/Carrasco/Bautista	12-18	5 <sup>th</sup>	-5.5	22,381
APRIL TOTALS: 9-16				TEAM ERA: 5.64		TEAM AVG: .206			
	5/1	OFF DAY				12-18	5 <sup>th</sup>	-5.5	
31	5/2	vs. KC	W	3-0	Kremer/Wacha/Bautista	13-18	5 <sup>th</sup>	-5.5	26,364
32	5/3	vs. KC	L	4-0	Bubic/Sugano	13-19	5 <sup>th</sup>	-5.5	19,348
33	5/4	vs. KC	L	11-6	Zerpa/Cano	13-20	5 <sup>th</sup>	-5.5	31,956
	5/5	OFF DAY				13-20	5 <sup>th</sup>	-5.0	
34	5/6	at MIN	L	9-1	López/Povich	13-21	5 <sup>th</sup>	-6.0	19,779
35	5/7	at MIN	L	5-2	Coulombe/Morton/Duran	13-22	5 <sup>th</sup>	-7.0	16,417
36	5/8	at MIN	L	5-2	Jax/Cano/Duran	13-23	5 <sup>th</sup>	-7.5	17,410
37	5/9	at LAA	W	4-1	Sugano/Hendricks/Bautista	14-23	5 <sup>th</sup>	-7.5	30,778
38	5/10	at LAA	L	5-2	Kochanowicz/Gibson	14-24	5 <sup>th</sup>	-7.5	27,975
39	5/11	at LAA	W	7-3	Eflin/Ty. Anderson	15-24	5 <sup>th</sup>	-8.0	29,460
	5/12	OFF DAY				15-24	5 <sup>th</sup>	-8.0	
	5/13	vs. MIN	**POSTPONED**		Rescheduled for 5/14 (DH)		15-24	5 <sup>th</sup>	-7.5
40	5/14-1	vs. MIN	L	6-3	Stewart/Kremer/Duran	15-25	5 <sup>th</sup>	-8.5	
41	5/14-2	vs. MIN	L	8-6	Funderburk/Cano/Sands	15-26	5 <sup>th</sup>	-9.0	10,169
42	5/15	vs. MIN	L	4-0	Paddack/Sugano	15-27	5 <sup>th</sup>	-9.5	30,926
43	5/16	vs. WSH	L	4-3	López/Bautista/Finnegan	15-28	5 <sup>th</sup>	-10.5	21,171
44	5/17	vs. WSH	L	10-6	Irvin/Gibson	15-29	5 <sup>th</sup>	-10.5	28,208
45	5/18	vs. WSH	L	10-4	Soroka/Eflin	15-30	5 <sup>th</sup>	-11.5	37,264
46	5/19	at MIL	L	5-4	Uribe/Cano/Megill	15-31	5 <sup>th</sup>	-12.0	22,319
47	5/20	at MIL	L	5-2	Henderson/McDermott/Uribe	15-32	5 <sup>th</sup>	-13.0	22,778
48	5/21	at MIL	W	8-4 (11)	Baker/Alexander	16-32	5 <sup>th</sup>	-13.0	30,554
	5/22	at BOS	**POSTPONED**		Rescheduled for 5/23 (DH)		16-32	5 <sup>th</sup>	-13.5
49	5/23-1	at BOS	L	19-5	Whitlock/Dominguez	16-33	5 <sup>th</sup>	-14.0	31,150
	5/23-2	at BOS	**POSTPONED**		Rescheduled for 5/24 (DH)		16-33	5 <sup>th</sup>	-13.5
50	5/24-1	at BOS	L	6-5 (10)	Weissert/Soto	16-34	5 <sup>th</sup>	-14.5	30,958
51	5/24-2	at BOS	W	2-1	Kittredge/Bernardino/Dominguez	17-34	5 <sup>th</sup>	-14.0	34,604
52	5/25	at BOS	W	5-1	Kremer/Buehler	18-34	5 <sup>th</sup>	-14.0	36,824
53	5/26	vs. STL	W	5-2	Morton/Fedde/Bautista	19-34	5 <sup>th</sup>	-14.0	21,717
54	5/27	vs. STL	L	7-4	Matz/Baker/Helsley	19-35	5 <sup>th</sup>	-15.0	13,779
55	5/28	vs. STL	L	6-4	King/Povich/Helsley	19-36	5 <sup>th</sup>	-16.0	14,491
	5/29	OFF DAY				19-36	5 <sup>th</sup>	-16.0	
56	5/30	vs. CWS	W	2-1	Eflin/Burke/Bautista	20-36	5 <sup>th</sup>	-15.0	22,108
57	5/31	vs. CWS	W	4-2	Kremer/Martin/Bautista	21-36	5 <sup>th</sup>	-14.0	23,470
MAY TOTALS: 9-18				TEAM ERA: 5.21		TEAM AVG: .250			
58	6/1	vs. CWS	W	3-2	Morton/Houser/Baker	22-36	5 <sup>th</sup>	-14.0	33,037
	6/2	OFF DAY				22-36	5 <sup>th</sup>	-14.0	
59	6/3	at SEA	W	5-1	Sugano/Kirby	23-36	5 <sup>th</sup>	-14.0	21,089
60	6/4	at SEA	W	3-2	Cano/Vargas/Bautista	24-36	5 <sup>th</sup>	-13.0	19,231
61	6/5	at SEA	W	4-3	Eflin/Woo/Baker	25-36	5 <sup>th</sup>	-13.0	27,887
62	6/6	at ATH	L	5-4	Sears/Kremer/Miller	25-37	5 <sup>th</sup>	-14.0	8,424
63	6/7	at ATH	W	7-4	Akin/Severino/Bautista	26-37	5 <sup>th</sup>	-13.0	9,185
64	6/8	at ATH	L	5-1	Newcomb/Sugano	26-38	5 <sup>th</sup>	-13.0	8,836
	6/9	OFF DAY				26-38	5 <sup>th</sup>	-13.0	
65	6/10	vs. DET	L	5-3	Lee/Povich/Vest	26-39	5 <sup>th</sup>	-14.0	20,291
66	6/11	vs. DET	W	10-1	Eflin/Mize	27-39	5 <sup>th</sup>	-14.0	18,630
67	6/12	vs. DET	L	4-1	Skubal/Kremer/Vest	27-40	5 <sup>th</sup>	-15.0	18,800
68	6/13	vs. LAA	W	2-0	Morton/Kochanowicz/Bautista	28-40	5 <sup>th</sup>	-14.0	20,204
69	6/14	vs. LAA	W	6-5	Akin/Anderson/Bautista	29-40	5 <sup>th</sup>	-13.0	26,313
70	6/15	vs. LAA	W	11-2	Povich/Kikuchi	30-40	5 <sup>th</sup>	-12.0	33,370
71	6/16	at TB	L	7-1	Pepiot/Eflin	30-41	5 <sup>th</sup>	-12.0	10,046
72	6/17	at TB	W	5-1	Kremer/Littell	31-41	5 <sup>th</sup>	-11.0	10,046
73	6/18	at TB	L	12-8	Montgomery/Kittredge	31-42	5 <sup>th</sup>	-11.0	10,046
74	6/19	at TB	W	4-1	Morton/Rasmussen/Bautista	32-42	5 <sup>th</sup>	-11.0	10,046
75	6/20	at NYY	W	5-3	Blewett/Weaver/Bautista	33-42	5 <sup>th</sup>	-10.0	47,034
76	6/21	at NYY	L	9-0	Schmidt/Eflin	33-43	5 <sup>th</sup>	-11.0	46,142
77	6/22	at NYY	L	4-2	Cruz/Baker/Williams	33-44	5 <sup>th</sup>	-12.0	45,571
78	6/23	vs. TEX	W	6-0	Rogers/Corbin	34-44	5 <sup>th</sup>	-11.0	13,929
79	6/24	vs. TEX	L	6-5 (10)	Jackson/Dominguez/Garcia	34-45	5 <sup>th</sup>	-11.0	16,909
80	6/25	vs. TEX	L	7-0	deGrom/Young	34-46	5 <sup>th</sup>	-12.0	22,828
	6/26	OFF DAY				34-46	5 <sup>th</sup>	-12.0	
81	6/27	vs. TB	W	22-8	Sugano/Orze	35-46	5 <sup>th</sup>	-12.0	20,047
82	6/28	vs. TB	L	11-3	Littell/Eflin	35-47	5 <sup>th</sup>	-12.0	30,491
83	6/29	vs. TB	W	5-1	Kremer/Bradley	36-47	5 <sup>th</sup>	-12.0	19,226
84	6/30	at TEX	W	10-6 (10)	Akin/Milner	37-47	5 <sup>th</sup>	-11.0	27,420
JUNE TOTALS: 16-11				TEAM ERA: 4.05		TEAM AVG: .253			
85	7/1	at TEX	L	10-2	deGrom/Young/Latz	37-48	5 <sup>th</sup>	-11.0	30,933
86	7/2	at TEX	L	6-0	Eovaldi/Sugano/Dunning	37-49	5 <sup>th</sup>	-11.0	27,636
	7/3	OFF DAY				37-49	5 <sup>th</sup>	-11.5	
87	7/4	at ATL	W	3-2	Morton/Strider/Bautista	38-49	5 <sup>th</sup>	-11.5	40,249
88	7/5	at ATL	W	9-6 (10)	Bautista/Montero/Cano	39-49	5 <sup>th</sup>	-11.5	37,170
89	7/6	at ATL	W	2-1	Rogers/Holmes/Dominguez	40-49	5 <sup>th</sup>	-11.5	34,012
	7/7	OFF DAY				40-49	5 <sup>th</sup>	-12.0	
90	7/8	vs. NYM	L	7-6 (10)	Díaz/Cano/Brazobán	40-50	5 <sup>th</sup>	-13.0	35,200
	7/9	vs. NYM	**POSTPONED**		Rescheduled for 7/10 (DH)		40-50	5 <sup>th</sup>	-12.5
91	7/10-1	vs. NYM	W	3-1	Wolfram/Stanek/Bautista	41-50	5 <sup>th</sup>	-12.0	25,262
92	7/10-2	vs. NYM	W	7-3	Sugano/Hagenman	42-50	5 <sup>th</sup>	-11.5	17,961
93	7/11	vs. MIA	W	5-2	Kremer/Cabrera	43-50	5 <sup>th</sup>	-11.5	22,213
94	7/12	vs. MIA	L	6-0	Junk/Rogers	43-51	5 <sup>th</sup>	-11.5	34,332
95	7/13	vs. MIA	L	11-1	Pérez/Young	43-52	5 <sup>th</sup>	-11.5	17,759

7/14		Home Run Derby (Truist Park - Atlanta, GA)							
7/15		MLB All-Star Game (Truist Park - Atlanta, GA)							
7/16-17		All-Star Break							
96	7/18	at TB	L	11-1	Bradley/Morton	43-53	5 <sup>th</sup>	-12.5	10,046
97	7/19	at TB	L	4-3	Uceta/Domínguez/Fairbanks	43-54	5 <sup>th</sup>	-13.5	10,046
98	7/20	at TB	W	5-3	Rogers/Pepiot/Bautista	44-54	5 <sup>th</sup>	-13.5	9,195
99	7/21	at CLE	L	10-5	Bibee/Selby	44-55	5 <sup>th</sup>	-14.5	21,748
100	7/22	at CLE	L	6-3	Cantillo/Young/Clase	44-56	5 <sup>th</sup>	-14.5	22,714
101	7/23	at CLE	L	3-2	Gaddis/Selby/Clase	44-57	5 <sup>th</sup>	-15.5	30,476
102	7/24	at CLE	W	4-3	Morton/Allen/Soto	45-57	5 <sup>th</sup>	-15.5	26,223
103	7/25	vs. COL	L	6-5	Bird/Kittredge/Halvorsen	45-58	5 <sup>th</sup>	-16.5	25,090
104	7/26	vs. COL	W	18-0	Rogers/Senzatela	46-58	5 <sup>th</sup>	-16.5	20,188
105	7/27	vs. COL	W	5-1	Sugano/Gomber	47-58	5 <sup>th</sup>	-15.5	16,407
106	7/28	vs. TOR	W	11-4	Martin/Bassitt	48-58	5 <sup>th</sup>	-14.5	20,176
107	7/29-1	vs. TOR	W	16-4	Morton/Lucas	49-58	5 <sup>th</sup>	-13.5	16,194
108	7/29-2	vs. TOR	W	3-2	Klitrledge/Hoffman/Martin	50-58	5 <sup>th</sup>	-12.5	14,929
109	7/30	vs. TOR	L	9-8	Fluharty/Cano/Hoffman	50-59	5 <sup>th</sup>	-13.5	17,049
JULY TOTALS: 13-12				TEAM ERA: 4.79		TEAM AVG: .257			
110	8/1	at CHC	L	1-0	Horton/Rogers/Palencia	50-60	5 <sup>th</sup>	-13.5	40,520
111	8/2	at CHC	W	4-3	Wolfram/Thielbar/Akin	51-60	5 <sup>th</sup>	-13.5	40,781
112	8/3	at CHC	L	5-3	Palencia/Akin	51-61	5 <sup>th</sup>	-13.5	39,430
113	8/4	at PHI	L	13-3	Luzardo/Povich	51-62	5 <sup>th</sup>	-14.5	41,099
114	8/5	at PHI	L	5-0	Walker/Kremer	51-63	5 <sup>th</sup>	-15.5	43,660
115	8/6	at PHI	W	5-1	Rogers/Suárez	52-63	5 <sup>th</sup>	-15.5	42,030
8/7		OFF DAY				52-63	5 <sup>th</sup>	-15.5	
116	8/8	vs. ATH	W	3-2	Sugano/Ginn/Akin	53-63	5 <sup>th</sup>	-14.5	20,796
117	8/9	vs. ATH	L	11-3	Perkins/Young	53-64	5 <sup>th</sup>	-14.5	30,078
118	8/10	vs. ATH	L	3-2	Alvarado/Akin	53-65	5 <sup>th</sup>	-15.5	23,183
8/11		OFF DAY				53-65	5 <sup>th</sup>	-15.5	
119	8/12	vs. SEA	L	1-0	Kirby/Kremer/Muñoz	53-66	5 <sup>th</sup>	-16.5	19,356
120	8/13	vs. SEA	W	4-3	Akin/Brash	54-66	5 <sup>th</sup>	-15.5	17,290
121	8/14	vs. SEA	W	5-3	Sugano/Evans/Enns	55-66	5 <sup>th</sup>	-15.5	14,083
122	8/15	at HOU	W	7-0	Young/Valdez	56-66	5 <sup>th</sup>	-15.5	33,654
123	8/16	at HOU	L	5-4 (12)	De Los Santos/Akin	56-67	5 <sup>th</sup>	-16.5	37,641
124	8/17	at HOU	W	12-0	Kremer/Javier	57-67	5 <sup>th</sup>	-15.5	36,411
125	8/18	at BOS	W	6-3	Rogers/May	58-67	5 <sup>th</sup>	-14.5	36,961
126	8/19	at BOS	W	4-3 (11)	Cano/Whitlock/Martin	59-67	5 <sup>th</sup>	-14.0	37,435
8/20		OFF DAY				59-67	5 <sup>th</sup>	-14.0	
127	8/21	vs. HOU	L	7-2	Alexander/Young	59-68	5 <sup>th</sup>	-14.5	18,061
128	8/22	vs. HOU	L	10-7	Okert/Povich/Abreu	59-69	5 <sup>th</sup>	-15.5	24,224
129	8/23	vs. HOU	L	9-8	Blubaugh/Enns/Abreu	59-70	5 <sup>th</sup>	-16.5	30,159
130	8/24	vs. HOU	W	3-2	Rogers/Arrighetti/Akin	60-70	5 <sup>th</sup>	-15.5	19,746
131	8/25	vs. BOS	L	4-3	Fitts/Sugano/Chapman	60-71	5 <sup>th</sup>	-16.5	15,740
132	8/26	vs. BOS	L	5-0	Giolito/Bradish	60-72	5 <sup>th</sup>	-16.5	14,776
133	8/27	vs. BOS	L	3-2	Weissert/Akin/Chapman	60-73	5 <sup>th</sup>	-17.5	16,790
134	8/28	vs. BOS	L	3-2	Hicks/Garcia/Matz	60-74	5 <sup>th</sup>	-18.0	15,374
135	8/29	at SF	L	15-8	Bivens/Kremer	60-75	5 <sup>th</sup>	-18.0	40,043
136	8/30	at SF	W	11-1	Rogers/Seymour	61-75	5 <sup>th</sup>	-17.0	37,711
137	8/31	at SF	L	13-2	Verlander/Sugano/Bivens	61-76	5 <sup>th</sup>	-18.0	39,220
AUGUST TOTALS: 11-17				TEAM ERA: 4.13		TEAM AVG: .228			
138	9/1	at SD	W	4-3	Enns/Adam/Akin	62-76	5 <sup>th</sup>	-17.0	45,586
139	9/2	at SD	W	6-2	Wells/Darvish	63-76	5 <sup>th</sup>	-17.0	42,536
140	9/3	at SD	W	7-5	Povich/Cortes/Cano	64-76	5 <sup>th</sup>	-17.0	35,019
9/4		OFF DAY				64-76	5 <sup>th</sup>	-17.0	
141	9/5	vs. LAD	W	2-1	Cano/Scott	65-76	5 <sup>th</sup>	-17.0	25,481
142	9/6	vs. LAD	W	4-3	Suárez/Treinen	66-76	5 <sup>th</sup>	-16.0	42,612*
143	9/7	vs. LAD	L	5-2	Kershaw/Sugano/Dreyer	66-77	5 <sup>th</sup>	-16.0	27,874
9/8		OFF DAY				66-77	5 <sup>th</sup>	-16.0	
144	9/9	vs. PIT	W	3-2 (11)	Enns/Moreta	67-77	5 <sup>th</sup>	-16.0	15,488
145	9/10	vs. PIT	6:35 PM	MASN					
146	9/11	vs. PIT	1:05 PM	MASN					
147	9/12	at TOR	7:07 PM	MASN2					
148	9/13	at TOR	3:07 PM	MASN2					
149	9/14	at TOR	1:37 PM	MASN2					
150	9/15	at CWS	7:40 PM	MASN2					
151	9/16	at CWS	7:40 PM	MASN2					
152	9/17	at CWS	2:10 PM	MASN2					
153	9/18	vs. NYY	7:15 PM	FOX					
154	9/19	vs. NYY	7:05 PM	MASN					
155	9/20	vs. NYY	7:05 PM	MASN					
156	9/21	vs. NYY	1:35 PM	MASN					
9/22		OFF DAY							
157	9/23	vs. TB	6:35 PM	MASN2					
158	9/24	vs. TB	6:35 PM	MASN2   FS1*					
159	9/25	vs. TB	1:05 PM	MASN					
160	9/26	at NYY	7:05 PM	MASN					
161	9/27	at NYY	1:05 PM	MASN					
162	9/28	at NYY	3:05 PM	MASN					
SEPTEMBER TOTALS: 6-1				TEAM ERA: 2.63		TEAM AVG: .218			
*Indicates home sellout									
^Indicates out-of-market broadcast									
Pitchers in CAPS indicates complete game									
All times listed are Eastern									
MASN and MASN2 games can also be streamed locally via <a href="#">MASN+</a>									
All games broadcast on the Orioles Radio Network and 98 Rock 97.9 FM/HD2 & WBAL NewsRadio 1090 AM/101.5 FM									
<div><div></div><div></div><div></div><div></div></div>									
DELAYS & POSTPONEMENTS									
DATE	OPPONENT (Reason)			TIME (Delay)		RESULT			
9/6	vs. LAD (inclement weather)			0:20 (pregame)		W, 4-3			
8/14	vs. SEA (rain)			2:18 (top 6 <sup>th</sup> )		W, 5-3			
8/13	vs. SEA (inclement weather)			1:40 (pregame)		W, 4-3			
7/27	vs. COL (inclement weather)			0:28 (pregame)		W, 5-1			
7/20	at TB (rain)			2:36 (top 7 <sup>th</sup> )		W, 5-3			
7/13	vs. MIA (inclement weather)			1:38 (pregame)		L, 11-1			
7/9	vs. NYM (inclement weather)			Postponed		Rescheduled for a DH on 7/10			
7/8	vs. NYM (inclement weather)			0:46 (pregame)		L, 7-6			
6/19	at TB (inclement weather)			0:10 (pregame)		W, 4-1			
6/13	vs. LAA (rain)			2:16 (pregame, bottom 5 <sup>th</sup> )		W, 2-0			
5/28	vs. STL (rain)			0:31 (pregame)		L, 6-4			
5/24 (G1)	at BOS (rain)			0:26 (pregame)		L, 6-5			
5/23 (G2)	at BOS (rain)			Postponed		Rescheduled for a DH on 5/24			
5/22	at BOS (rain)			Postponed		Rescheduled for a DH on 5/23			
5/16	vs. WSH (inclement weather)			0:12 (pregame)		L, 4-3			
5/13	vs. MIN (inclement weather)			Postponed		Rescheduled for a DH on 5/14			
5/3	vs. KC (rain)			0:57 (top 2 <sup>nd</sup> )		L, 4-0			
4/25	at DET (inclement weather)			Postponed		Rescheduled for a DH on 4/26			
4/11	vs. TOR (rain)			Postponed		Rescheduled for a DH on 7/29			
TOTAL TIME OF DELAYS: 14:18									
COLDEST GAME TIME TEMPERATURE: 45 degrees, April 5 at Kansas City (W, 8-1)									
WARMEST GAME TIME TEMPERATURE: 100 degrees, 2x, last: June 24 vs. Texas (L, 6-5 [10])									