

BALTIMORE ORIOLES (63-76) at SAN DIEGO PADRES (76-63)

LHP Cade Povich (2-7, 5.04) vs. LHP Nestor Cortes (2-3, 5.06)

Wednesday, September 3, 2025 • 4:10 p.m. ET • Petco Park • San Diego, CA

TV: MASN2 • Radio: 98 Rock 97.9 FM/HD2 & WBAL NewsRadio 1090 AM/101.5 FM

Game No. 140

Road Game No. 72

O's AT A GLANCE	
Overall	63-76
Home	31-37
Road	32-39
Day	31-29
Night	32-47
Current Streak	W2
Last 5 Games	3-2
Last 10 Games	4-6
March	3-2
April	9-16
May	9-18
June	16-11
July	13-12
August	11-17
September	2-0
vs. LHSP	19-22
vs. RHSP	44-54
Series Opener	22-23
Series Opener at Home	12-10
Series Opener on Road	10-13
By Series	14-26-4
By Home Series	9-12-1
By Road Series	5-14-3
Rubber Games	8-15
Sweeps/Were Swept	5-5
Scored First	45-23
Opponent Scored First	18-53
1-run games	20-22
Comeback Wins	25-34
Last AB Wins	7-15
Walkoff Wins	1-3
Extra Innings	4-5
Led After 6	51-8
Led After 7	55-9
Led After 8	61-2
Tied After 6	7-10
Tied After 7	5-7
Tied After 8	2-6
Behind After 6	5-58
Behind After 7	3-60
Behind After 8	0-68
vs. AL Teams	45-53
vs. AL East	19-20
vs. AL Central	9-19
vs. AL West	17-14
vs. NL Teams	18-23
vs. NL East	8-10
vs. NL Central	4-8
vs. NL West	6-5
Hit 0 HR	11-34
Hit 1+ HR	52-42
Hit 2+ HR	27-17
Scored 3 or Fewer Runs	13-54
Scored 4 or More Runs	50-22
Allowed 3 or Fewer Runs	50-8
Allowed 4 or More Runs	13-68
More Hits than Opponent	42-13
Fewer Hits than Opponent	19-59
Committed No Errors	45-38
Committed 1 or More Errors	18-38
Starter Goes at least 5 inn	52-40
Starter Goes at least 6 inn	36-16
Starter Goes at least 7 inn	16-5

ORIOLESPRESSBOX.COM

The 2025 Baltimore Orioles Media Guide, as well as the latest game notes, rosters, press releases, and other team information, can be found at [oriolespressbox.com](#).

BIRDLAND BITES: The Orioles conclude a six-game road trip today through San Francisco (1-2) and San Diego (2-0, 1 to play)...The Birds also finish a stretch of 14 games in 14 days that began on August 21...Following today's series finale, Baltimore will enjoy an off day before taking on Los Angeles-NL for a three-game weekend set beginning on September 5.

🦅 The Orioles have registered 10+ hits in five straight road games for the first time since a seven-game stretch from September 2-9, 2023...Baltimore has recorded double-digit hits in 12 of its 17 all-time games at Petco Park.

🦅 Overall, the Birds' five-game streak with 10+ hits is the longest active run in MLB ahead of the Giants and Reds (both 3 G).

🦅 With a win today, Baltimore can earn its sixth series sweep of the season (last: 8/18-19 at BOS)...The O's can earn their third series sweep of the Padres in club history, joining two-game sweeps from August 6-7, 2013, and June 28-29, 2016...A victory would also mark a franchise-best fourth straight win over San Diego.

🦅 **Ryan Mountcastle** has recorded multiple hits in a career-high-tying four straight games (3x, last: 7/31-8/3/23), batting .474 (9-for-19) with three doubles, one home run, five runs, and six RBI during the streak...It is the longest stretch by an Oriole since **Cedric Mullins'** four-game run from June 19-22, 2024...The last Baltimore hitter to accomplish the feat in five straight was **Austin Hays** (5 G, 6/15-20/23).

🦅 Oriole pitching has allowed two earned runs or less in back-to-back games for the first time since August 6-8 (2 G)...They can do so in a third straight contest today for the first time since a season-best five-game stretch from May 30-June 4...Baltimore has allowed 13 hits through the first two games of the current series after permitting 39 hits during the three-game set in San Francisco.

ACTION JACKSON: Since making his MLB debut on August 1, **Jeremiah Jackson** is slashing .333/.358/.539 (34-for-102) with five doubles, two triples, four home runs, 15 runs, and 15 RBI...Over his last seven games, he is 11-for-31 (.355) with three doubles, three homers, and eight RBI...He ranks among AL leaders since August 1 in batting average (2nd), triples (T-2nd), and hits (T-6th).

🦅 Jackson has 33 hits through his first 25 career starts, becoming the third Oriole in team history to accomplish the feat along with **Bob Hale** (35 H, 1955) and **Curtis Goodwin** (33 H, 1995).

🦅 His 52 total bases are the third most by an Oriole through their first 25 starts in franchise history (since 1954), trailing **Trey Mancini** (63 TB, 2016-17) and **Jim Traber** (56 TB, 1984-86).

🦅 He has hit safely in each of his last 18 starts since August 10, the longest active streak in MLB...It is the longest such run by an Oriole this season ahead of **Gunnar Henderson** (13 G, 6/5-19) and the longest overall **Cedric Mullins'** 20-game stretch from July 20-August 13, 2021.

LEAVE IT TO BEAVERS: **Dylan Beavers** has reached base safely in 13 of his first 16 career games since debuting on August 16, slashing .314/.426/.451 (16-for-51) with four doubles, one homer, 10 runs scored, six RBI, 10 walks, and one stolen base.

🦅 He has reached base safely 26 times to begin his career, second most in franchise history (since 1954) through an O's first 16 games behind **Curtis Goodwin** (29 TOB, 1995)...Goodwin and **Ryan Mountcastle** (2020) share the record through 17 games with 30 times on base apiece.

🦅 He is batting .367 (11-for-30) with three doubles on fastballs and .385 (5-for-13) with one double and one homer on offspeed offerings, while going 0-for-8 on breaking balls.

NO RISP, NO REWARD: Since August 16, the O's have recorded 177 at-bats with runners in scoring position, the second-highest mark in MLB behind the Mets (180 AB)...Their .220 RISP average during this stretch, however, is tied for second lowest in the majors ahead of the Astros (.196 AVG)...In comparison, the Mets own an MLB-best .372 RISP average during this period.

IT TAKES A VILLAGE: Following yesterday's season debut of **Tyler Wells**, Baltimore has used a franchise record 67 players this season, surpassing the previous team record held by the 2021 Orioles (62 players)...The 67 players used are tied for the MLB lead along with the Braves.

🦅 **Samuel Basallo** hit his first major league home run on August 30 at San Francisco, becoming the 23rd different player to homer for the team this season, breaking the franchise record (since 1954) previously shared by the 2018 and 2012 Orioles...The current number leads the majors this season and is the most by an MLB club since the 2024 Giants (also 23).

🦅 **Dylan Beavers** became the 19th Oriole to swipe a base this year on August 23 vs. Houston, tied for the MLB lead along with the Brewers, Mariners, Rangers, and Rays...The 19 players are the most to steal 1+ base in team history, surpassing the previous record of 17 shared by the 2018, 2001, 1990, 1988, and 1955 Orioles.

🦅 On August 18 at Boston, **Samuel Basallo** became the seventh player to appear at catcher for Baltimore this year, setting the franchise record...The previous record of six was shared by the 1986, 1962, and 1960 O's...The last MLB club to use at least seven catchers in a single season was the 2023 Cleveland Guardians (also 7)...The last to use eight were the 2022 Pirates.

HENDERSON'S HIGHLIGHTS: **Gunnar Henderson** leads the Orioles outright in every major counting statistic: hits (138), doubles (30), triples (5), home runs (16), runs (76), RBI (61), walks (51), and stolen bases (20)...Only three AL players have led their team outright in each of those categories: Carlos Beltran (2002 KC), Bob Johnson (1939 PHI) and Babe Ruth (1923 NYY), per *Stats Perform*.

🦅 He can join **Brooks Robinson** (1960-62) as the only players in team history (since 1954) to lead the club in doubles, triples, and hits in consecutive seasons, *per Stats Perform*...He needs one more double to match his career high of 31 set last year.

🦅 Henderson has reached 30+ doubles and 20+ steals for the second straight year, joining **Cedric Mullins** (2021-22), **Brian Roberts** (6x, 2004-09), and **Brady Anderson** (1995-96) as the only Orioles in team history (since 1954) to do so in consecutive seasons.

🦅 With 24 more runs this season, Henderson would become the third Oriole in team history (since 1954) to score at least 100 runs in three straight seasons, along with **Brian Roberts** (2007-09) and **Cal Ripken, Jr.** (1983-85).

🦅 Since committing two errors on June 8, Henderson has played 606.2 innings of defense at shortstop without committing an error in 280 total chances.

DOWN TO THE WIRE: Following the All-Star break, Baltimore has played an MLB-high 20 one-run affairs (8-12), ahead of the Mariners (16 G)...The Birds opened the year playing 22 one-run games (12-10), tied for second fewest in the majors ahead of the Tigers (21 G)...In 2024, the O's played in 32 one-run games, second fewest in MLB ahead of the Red Sox (31 G).

O's vs. PADRES		
Current Streak		W3
2025 Record		2-0
at Oriole Park at Camden Yards		--
at Petco Park		2-0
All-Time <i>(since 1954)</i>		15-14
at Home		4-8
on Road		11-6
*Teams first met in 2002		
2025 Schedule		
Date	Score	Win/Loss/Save
9/1	W, 4-3	Enns/Adam/Akin
9/2	W, 6-2	Wells/Darvish
9/3		4:10 p.m. ET

O's ON THE ROAD	
Record	32-39
Team AVG/OBP/SLG	.232/.300/.369
Fielding Errors	46
Team ERA	4.59 (312 ER/612.0 IP)
Starters ERA	4.61 (186 ER/363.1 IP)
Bullpen ERA	4.56 (126 ER/248.2 IP)
Saves/Opps	16/25
Best Road Trip	.800 (4-1), 8/15-19
Worst Road Trip	.167 (1-5), 4/22-27

LET'S GO STREAKING	
Longest Active Hitting Streaks, MLB	
1. Jeremiah Jackson (BAL).....	13 G
2. Andruw Monasterio (MIL).....	11 G
3. Brandon Nimmo (NYM).....	9 G
4. Iván Herrera (STL).....	8 G
Andy Pages (LAD)	8 G

HIT PARADE	
Most Hits Among MLB Rookies, Since August 1	
1. Jakob Marsee (MIA).....	37
2. Jeremiah Jackson (BAL).....	34
Roman Anthony (BOS).....	34
4. Luke Keaschall (MIN).....	28
Nick Kurtz (ATH).....	28
Chandler Simpson (TB).....	28

PATIENCE IS A VIRTUE	
Most Walks in MLB, Since August 9	
1. Juan Soto (NYM).....	27
2. Aaron Judge (NYY).....	23
3. Jackson Holliday (BAL).....	20
4. Shohei Ohtani (LAD).....	18
Taylor Ward (LAA).....	18

UPCOMING MILESTONES	
Dylan Carlson	5 RBI shy of 200
Gunnar Henderson	3 2B shy of 100
Ryan Mountcastle	1 R shy of 300
	4 HR shy of 100

THIS DATE IN O'S HISTORY	
September 3, 1983 - Cal Ripken, Jr. goes 5-for-6 with two doubles, two homers, and four RBI as Scott McGregor shuts out the Twins, 13-0, at the Metrodome. Ripken's 13 total bases tie the club record, equaled 14 times; his five hits tie the then-club record, his homers give him 23 to break Ron Hansen's then-club record for a shortstop and his doubles give him 38 to break Brooks Robinson's then-club record.	

UPCOMING SCHEDULE					
DATE	OPPONENT	TIME	ORIOLES STARTER	OPPONENT STARTER	TV
September 4	OFF DAY				
September 5	LOS ANGELES-NL	7:05 p.m. ET	RHP Dean Kremer (9-10, 4.52)	TBA	MASN
September 6	LOS ANGELES-NL	7:05 p.m. ET	LHP Trevor Rogers (8-2, 1.39)	TBA	MASN
September 7	LOS ANGELES-NL	1:35 p.m. ET	RHP Tomoyuki Sugano (10-7, 4.41)	TBA	MASN
MASN and MASN2 games can also be streamed locally via MASN+ ...All games broadcast on the Orioles Radio Network and 98 Rock 97.9 FM/HD2 & WBAL NewsRadio 1090 AM/101.5 FM					

#37 CADE POVICH LHP



2-7, 5.04 ERA

HT: 6-3 WT: 185
DOB: 4/12/00 Age: 25
Bats: L Throws: L

PITCH TYPE (2025)	USAGE	AVG. VELOCITY
Fastball	38.4%	92.2 mph
Curveball	21.2%	78.9 mph
Changeup	15.6%	83.6 mph
Sweeper	12.8%	82.8 mph
Sinker	12.0%	91.8 mph

QUICK HITS: Set to make his 19th appearance of the season (18th GS) and the 35th of his career...Reinstated from the 15-day Injured List (left hip inflammation) prior to his start on August 4...Placed on the IL on June 16...Pitched to a 3.98 ERA (9 ER/20.1 IP) through five rehab outings between Triple-A Norfolk (4 GS) and High-A Aberdeen (1 GS)...Was the first Oriole pitcher to make his major league debut in 2024 when he started on June 6 at Toronto, and became the first Oriole to throw at least 100 pitches in his MLB debut since Wei-Yin Chen on April 10, 2012 vs. New York-AL...Acquired by the Orioles along with RHP Yennier Cano, LHP Juan Rojas, and RHP Juan Núñez from the Minnesota Twins in exchange for RHP Jorge López and cash considerations on August 2, 2022...Originally selected by the Minnesota Twins in the third round (No. 98 overall) of the 2021 First-Year Player Draft out of the University of Nebraska.

LAST TIME OUT: Did not factor in the decision on August 28 vs. Boston after allowing two runs on seven hits (2 HR) with five strikeouts in 5.0 innings...Has completed 5.0 innings in four of his last five appearances after having one such outing in his four prior...Threw 81 pitches, 56 strikes.
⚡ Allowed the leadoff batter to reach in all five innings (3 1B, 2B, HR)...Had allowed 15 total hits to batters leading off the inning through his 17 prior appearances on the year (86.0 IP).
⚡ Did not issue a walk for the third time this year (last: 5/6 at MIN).

OUT WEST: Set to make his first career start against San Diego and his second against an NL West opponent...Was dealt the loss in his sole start against an NL West foe on August 29, 2024 at Los Angeles-NL after allowing five runs on 10 hits and one walk with three strikeouts in 3.1 innings.

DAY 'N' NITE: Holds a 2.60 ERA (10 ER/34.2 IP) through seven day appearances (6 GS) compared to a 6.55 ERA (41 ER/56.1 IP) across 11 night games (10 GS)...However, opponents are batting .298 (42-for-141) with a 1.50 WHIP off Povich during the day while batting .258 (56-for-217) with a 1.38 WHIP in at night.

SPLIT THE DIFFERENCE: Povich has allowed a .289 (24-for-83) average to left-handed hitters compared to a .269 (74-for-275) clip against righties...His most effective offering against right-handed hitters has been his changeup, holding them to a .176 (9-for-51) mark with 14 strikeouts.
⚡ Lefties are 15-for-38 (.395) across his last nine outings since May 28 while righties have gone 33-for-136 (.243) in that span...Left-handed batters were 9-for-45 (.200) through Povich's first nine appearances between March 31-May 23.
⚡ His .3947 opponent average against lefties since May 28 is the second-highest mark by a southpaw in that span (min. 40 BF), ahead of HOU's Bryan King (.3953 AVG).

FAST AND FURIOUS: Since May 16 (11 G/10 GS), Povich has held opponents to a .202 clip (17-for-84) off his four-seam fastball after batters hit .319 (15-for-47) off the pitch through his first seven starts of the season from March 31-May 6...In that same span, opponents are hitting .273 (9-for-33) off his sinker (two-seam) after batting .412 (7-for-17) on the offering through his first seven outings of the year.

TWO-STRIKE SUCCESS: Has held opponents to a .198/.277/.317 (40-for-202) slash line with two strikes after batters hit .210 (34-for-162) with two strikes off Povich last season...Opponents have gone 9-for-44 (.205) in full counts, but they also hold a .470 on-base percentage with 21 walks.

TWO-OUT TROUBLE: Opponents are batting .298 (34-for-114) with a .909 OPS with two outs off Povich...His .909 opponent OPS with two outs is the third-highest mark among major league pitchers (min. 120 BF), ahead of Andrew Heaney (1.018 OPS) and Walker Buehler (.931 OPS).
⚡ Hitters are slashing .296/.345/.519 (8-for-27) with runners in scoring position and two outs.

THE LONG GAME: In starts of at least 5.0 innings, Povich holds a 3.33 ERA (19 ER/51.1 IP) compared to an 8.42 ERA (29 ER/31.0 IP) in starts of fewer than 5.0 innings...This season, he has held opponents to two earned runs or fewer in seven of nine starts in which he completes at least five frames.
⚡ Has held opponents to a .670 OPS in 5.0+-inning starts compared to a 1.014 mark in starts of 4.2 innings or fewer.

2025 & CAREER SPLITS

	2025						CAREER					
	W-L	ERA	G/S	IP	ER		W-L	ERA	G/S	IP	ER	
Home	1-4	5.96	11/10	51.1	34		3-8	4.80	20/19	101.1	54	
Road	1-3	3.86	7/6	39.2	17		2-8	5.58	14/13	69.1	43	
Day	1-1	2.60	7/6	34.2	10		1-5	5.04	12/11	55.1	31	
Night	1-6	6.55	11/10	56.1	41		4-11	5.15	22/21	115.1	66	
	AVG	AB	H	HR	BB	K	AVG	AB	H	HR	BB	K
vs. Left	.289	83	24	4	7	29	.259	170	44	6	15	45
vs. Right	.269	275	74	11	25	71	.267	501	134	21	51	124
TOTALS	.274	358	98	15	32	100	.265	671	178	27	66	169

RUN SUPPORT (as starter in '25)

0 Runs	---
1 Run	6
2 Runs	4
3 Runs	2
4 Runs	4
5 Runs	---
6 Runs	---
7 Runs	---
8 Runs	---
9 Runs	---
10+ Runs	---
Total	36
RS/9	3.94

RUNS ALLOWED BY INNING IN 2025

1 st	7
2 nd	8
3 rd	16
4 th	12
5 th	9
6 th	4
7 th	0
8 th	---
9 th	---
Total	56

MISCELLANEOUS 2025 STATS

WHIP	1.43
K/9	9.89
BB/9	3.16
QS	3
#P/IP	17.6
Opponents	
AVG	.274
OBP	.332
SLG	.455
OPS	.787

2025 HIGHS

Innings: 6.2, 4/24 at WSH
Hits: 12, 4/6 at KC
Runs: 7, 4/18 vs. CIN
Earned Runs: 7, 4/18 vs. CIN
Strikeouts: 10, 8/16 at HOU
Walks: 5, 4/18 vs. CIN
Home Runs: 3, 4/18 vs. CIN
Winning Streak: --
Losing Streak: 3, 5/6-6/10
Shortest Start: 3.1 IP, 4/18 vs. CIN
Pitches Thrown: 103, 5/6 at MIN
Low-Hit CG: --

CAREER HIGHS

Innings: 7.1, 9/3/24 vs. CWS
Hits: 12, 4/6/25 at KC
Runs: 8, 7/6/24 at OAK
Earned Runs: 8, 7/6/24 at OAK
Strikeouts: 10, 2x, last: 8/16/25 at HOU
Walks: 5, 4x, last: 4/18/25 vs. CIN
Home Runs: 3, 4/18/25 vs. CIN
Winning Streak: --
Losing Streak: 5, 7/6-8/29/24
Shortest Start: 1.0 IP, 7/6/24 at OAK
Pitches Thrown: 103, 5/6/25 at MIN
Low-Hit CG: --

POVICH vs. SD

PLAYER	AVG	AB	H	HR	RBI
Arraez	---	---	---	---	---
Cronenworth	---	---	---	---	---
Díaz	---	---	---	---	---
Fermin	.333	3	1	0	1
Iglesias	---	---	---	---	---
Johnson	---	---	---	---	---
Laureano	---	---	---	---	---
Machado	---	---	---	---	---
McCoy	---	---	---	---	---
Merrill	---	---	---	---	---
O'Hearn	---	---	---	---	---
Sheets	.000	3	0	0	0
Tatis Jr.	---	---	---	---	---
Wagner	---	---	---	---	---

CORTES vs. BAL

PLAYER	AVG	AB	H	HR	RBI
Basallo	---	---	---	---	---
Beavers	---	---	---	---	---
Carlson	.000	3	0	0	0
Cowser	.400	5	2	0	0
Henderson	.100	10	1	0	1
Holliday	---	---	---	---	---
A. Jackson	.200	5	1	1	3
J. Jackson	---	---	---	---	---
Johnson	---	---	---	---	---
Mateo	.267	15	4	0	0
Mayo	---	---	---	---	---
Mountcastle	.167	24	4	1	1
Rivera	.167	6	1	0	0
Vázquez	---	---	---	---	---

POVICH'S 2025 GAMES

DATE	OPP	SCORE	WHEN LEFT	DEC	IP	H	R	ER	BB	K	HR	PIT	STR
3/31	vs. BOS	8-5	4-3	ND	4.1	5	3	3	2	8	0	94	59
4/6	at KC	1-4	1-4	L	6.0	12	4	1	0	4	0	88	61
4/13	vs. TOR	6-7 (10)	4-2	ND	4.2	7	2	2	1	2	1	76	48
4/18	vs. CIN	3-8	1-7	L	3.1	6	7	7	5	4	3	84	48
4/24	at WSH	2-1	2-1	W	6.2	4	1	1	1	5	0	87	60
4/30	vs. NYY	5-4	4-3	ND	4.2	3	3	3	3	2	2	87	50
5/6	at MIN	1-9	1-5	L	6.0	6	5	5	0	4	1	103	65
5/16	vs. WSH	3-4	2-2	ND	5.2	3	2	2	2	9	1	99	58
5/23	at BOS	5-19	2-1	ND	5.0	4	1	1	3	6	0	98	58
5/28	vs. STL	4-6	4-5	L	4.2	8	5	5	3	9	1	96	56
6/4	at SEA	3-2	1-2	ND	5.1	4	2	2	1	5	0	86	54
6/10	vs. DET	3-5	1-5	L	4.2	9	5	5	1	6	1	98	65
6/15	vs. LAA	11-2	5-2	W	3.2	3	0	0	1	4	0	57	36
8/4	at PHI	3-13	3-3	L	5.2	4	4	4	1	7	2	90	56
8/10	vs. ATH	2-3	2-1	ND	6.0	4	1	1	3	5	0	94	60
8/16	at HOU	4-5	2-3	ND	5.0	5	3	3	3	10	0	91	60
8/22	vs. HOU	7-10	3-4	L	4.2	4	6	4	2	5	1	96	60
8/28	vs. BOS	3-2	2-2	ND	5.0	7	2	2	0	5	2	81	56
TOTALS					2-7	91.0	98	56	51	32	100	1605	1010 (62.9%)
*Italics indicate relief appearance													

FRIDAY'S STARTER: RHP DEAN KREMER (9-10, 4.52)

LAST TIME OUT: Dealt the loss on August 29 at San Francisco after allowing a career-high-tying seven earned runs (3x, last: 6/30/23 vs. MIN) on nine hits and two walks with a season-low-tying one strikeout (also 4/4 at KC) in a season-low 3.0 innings...Has allowed 14 runs through his last two starts, his most in a two-game span in his career.

vs. LOS ANGELES-NL: Set to make his second career start against the Dodgers...Did not factor in the decision in his sole start against the club on July 19, 2023 at Oriole Park after allowing five runs on four hits (2 HR) and four walks with one strikeout in 4.2 innings.



PITCHER	LAST OUTING	DEC.	IP	H	R	ER	BB	K	RETIRED/1 ST BF	IR/SCORED	SV/OPP	INNINGS-HIGH	STRIKEOUTS-HIGH
Akin	9/1 at SD	SV	1.0	1	0	0	0	1	37/50	30/3	4/10	2.0 (4x, last: 8/27 vs. BOS)	3 (3x, last: 8/24 vs. HOU)
Cano	8/31 at SF	ND	1.1	1	0	0	1	0	34/55	18/9	1/4	1.1 (4x, last: 8/31 at SF)	3 (2x, last: 6/21 at NYY)
Dubin	9/2 at SD	HLD	1.0	1	0	0	0	0	12/26	8/3	0/1	2.0 (4x, last: 8/30 at SF)	3 (2x, last: 6/18 at ATH w/HOU)
Enns	9/1 at SD	W	2.1	2	1	0	1	1	8/14	6/2	1/1	3.0 (7/9 vs. TB w/DET)	5 (8/6 at PHI)
Garcia	9/2 at SD	HLD	0.2	0	0	0	0	1	11/17	12/2	--	2.2 (2x, last: 7/18 at ATL w/NYY)	4 (7/28 at SD w/NYM)
Strowd	9/2 at SD	HLD	0.1	0	0	0	3	0	10/15	4/0	--	2.0 (2x, last: 8/28 vs. BOS)	2 (2x, last: 8/28 vs. BOS)
Suárez	9/2 at SD	ND	2.0	0	0	0	0	1	1/2	2/2	--	2.2 (3/28 at TOR)	2 (3/28 at TOR)
Wolfram	8/29 at SF	ND	1.2	6	5	1	0	3	10/16	2/2	--	2.0 (5x, last: 8/25 vs. BOS)	4 (7/10 [G1] vs. NYM)
2025 TOTALS	4.54 ERA	20-28	511.0	492	291	258	235	533	321/462	187/47	32/50	7.0 (Kremer, 6/12 vs. DET)	10 (Povich, 8/16 at HOU)

45 • KEEGAN AKIN • LHP

4-4 • 4 SV • 3.23 ERA • 53 G (3 GS)

WHIP: 1.32

K/9: 8.49

BB/9: 4.42

vs. ALL: .227 (44-for-194)

vs. LHB: .275 (22-for-80)

vs. RHB: .193 (22-for-114)

Converted his career-high fourth save of the season on 9/1 at SD after tossing 1.0 perfect inning on one hit with one strikeout...Has struck out at least one batter in consecutive outings for the first time since 8/8-10 (2 G)

Has three outings of more than 1.0 inning in 18 games since 6/24 after having 10 such efforts in his first 35 games from 3/27-6/22

His 10.0 percent inherited runner scored rate (3 IRS, 30 IR) ranks second in MLB, trailing LAD's Ben Casparius (0 IRS, 27 IR)

Owns a 1.80 ERA (2 ER/10.0 IP) across his last eight games since 8/13 after registering a 6.75 ERA (7 ER/9.1 IP) through his 10 prior outings from 6/24-8/10

Has allowed 17 hits over his past 18 outings (19.1 IP) after only totaling six hits through his prior 10 games from 5/31-6/22 (8.1 IP)

Opponents are 5-for-58 (.086) with 18 strikeouts against his changeup and 12-for-53 (.226) with 14 strikeouts against his slider, compared to 27-for-83 (.325) with 18 punchouts off his fastball, his most-utilized offering (50.3%)

Owns a 1.52 ERA (4 ER/23.2 IP) in 24 away games (2 GS) compared to a 4.60 ERA (15 ER/29.1 IP) in 29 games (1 GS) at Camden Yards

78 • YENNIER CANO • RHP

2-6 • 1 SV • 5.18 ERA • 55 G

WHIP: 1.48

K/9: 8.32

BB/9: 4.07

vs. ALL: .273 (50-for-183)

vs. LHB: .324 (24-for-74)

vs. RHB: .239 (26-for-109)

Completed 1.1 scoreless innings on one hit and one walk on 8/31 at SF...Inherited three runners, only one of which came around to score...Has pitched three consecutive scoreless outings for the first time since a three-appearance stretch from 7/23-29 (G1)

Holds a 7.41 ERA (14 ER/17.0 IP) through his last 18 games after recording a 3.38 clip (4 ER/10.2 IP) through his prior 12 from 6/4-7/6

Suffered a blown save and received the loss on 7/30 vs. TOR after surrendering a season-high five runs on four hits (1 HR) and one hit batter in 0.2 inning...Allowed 5+ runs for the first time since 9/10/22 vs. BOS (7 R)

Is 0-4 with a 7.03 ERA (19 ER/24.1 IP) in 28 home games compared to 2-2 with a 3.33 ERA (9 ER/24.1 IP) in 27 away games this season

Opponents are batting .292 (19-for-65) against him with no outs and .379 (11-for-29) with runners in scoring position and two outs

Has limited opponents to a .224 (19-for-85) clip with two homers and 17 strikeouts against his sinker, while opponents are hitting .375 (15-for-40) with five extra-base hits (3 2B, 2 HR) off his changeup

Is holding opposing hitters to a .180 average (11-for-61) and .403 OPS when ahead in the count compared to a .479 average (23-for-48) and 1.456 OPS when behind

62 • SHAWN DUBIN • RHP

2-0 • 4.85 ERA • 26 G

WHIP: 1.35

K/9: 6.98

BB/9: 2.73

vs. ALL: .270 (31-for-115)

vs. LHB: .234 (11-for-47)

vs. RHB: .294 (20-for-68)

Spun 1.0 scoreless inning on 9/2 at SD, allowing a leadoff single then retiring the final three batters he faced...Has not allowed a run thru three outings (4.0 IP) with the Orioles after allowing 13 runs in his final five outings with the Astros (5.1 IP)

Was activated prior to the game on 8/28 after being claimed off waivers from the Astros on 8/26...Was designated for assignment by HOU on 8/23

Recorded a 1.33 ERA (3 ER/20.1 IP), 1.13 WHIP, and .219 opponent average (16-for-73) in his first 18 games from 5/11-6/20...Placed on the 15-day IL with a right forearm strain on 6/24, retroactive to 6/21...Held a 21.94 ERA (13 ER/5.1 IP), 2.81 WHIP, and .483 average (14-for-29) in five games from 8/12-22 after returning from the IL

Has a 2.30 ERA (4 ER/15.2 IP) in 12 away games compared to a 7.71 ERA (12 ER/14.0 IP) in 14 home games

Has held opponents to .222 (8-for-36) off his four seamer, his most-utilized offering (35.8%)...Batters are a combined .291 (23-for-79) off his five other offerings (sweeper, 17.6%; curveball, 16.7%; sinker, 14.8%; changeup, 13.5%; cutter, 1.5%)

Prior to joining the O's, pitched in 57 career games (3 GS) with the Astros since 2023, going 3-1 with two saves, a 4.95 ERA (44 ER/80.0 IP), and 81 strikeouts

Originally selected by HOU in the 13th round of the 2018 First-Year Player Draft out of Georgetown College in Kentucky

71 • DIETRICH ENNS • LHP

2-2 • 1 SV • 4.50 ERA • 17 G (3 GS)

WHIP: 1.44

K/9: 9.53

BB/9: 2.38

vs. ALL: .290 (40-for-138)

vs. LHB: .380 (19-for-50)

vs. RHB: .239 (21-for-88)

Earned his career-high-tying second win on 9/1 at SD, allowing one unearned run on two hits and one walk with one strikeout in 2.1 innings...Has completed 2.0+ innings in three consecutive appearances (1 GS), tied for his longest career single-season stretch (3x, last: 6/26-7/9/25)

Has allowed a run in a career-high four straight appearances since 8/18 (5 R/8.0 IP)

On 8/14 vs. SEA, converted his first save of the year and third of his career (last: 9/20/21 vs. TOR), becoming the eighth different Oriole to record a save this year

Tallied 12 punchouts over four games from 8/3-13, his most in a four-game span since 9/11-24/21 (also 12 K)...Also struck out multiple hitters in at least four straight games in a single season for the second career time (6 G, 8/11-9/16/21)

Has completed more than 1.0 inning in nine of his 14 relief outings this year and struck out at least one batter in 13 of the 14

Made his Orioles debut on 8/3 at CHC, allowing one run on five hits with three strikeouts in 1.2 innings...Marked his most career hits surrendered in a relief outing

Activated on 8/2 after being acquired by the Orioles from DET in exchange for cash considerations on 7/31

Pitched in seven games (2 GS) with the Tigers this season, going 1-1 with a 5.60 ERA (11 ER/17.2 IP) on 23 hits (2 HR) and four walks with 15 strikeouts

50 • RICO GARCIA • RHP

0-1 • 3.42 ERA • 18 G (1 GS)

WHIP: 1.06

K/9: 10.27

BB/9: 1.90

vs. ALL: .222 (20-for-90)

vs. LHB: .176 (6-for-34)

vs. RHB: .250 (14-for-56)

Recorded his career-high fifth hold on 9/2 at SD after tossing 0.2 perfect inning with one strikeout...Pitched on consecutive days for the third time this season (last: 8/23-24 vs. HOU)...Has recorded a hold in back-to-back outings for the first time in his career...Stranded three inherited runners for the second time this season (also 8/19 at BOS)

Allowed one hit in 1.0 scoreless inning on 8/12 vs. SEA...Was his first outing with the O's this season after pitching in six games for the club in 2022...Claimed off waivers from the New York Mets on 8/5 after being designated for assignment on 8/3

Opponents are hitting .350 (7-for-20) against his curveball despite owning a .209 xBA on the offering...Opponents are also slugging .350 against the pitch, despite having an xSLG of .250

Opposing three- through five-hole hitters are slashing .326/.318/.512 (14-for-43) while the rest of the lineup is slashing .128/.212/.234 (6-for-47)

Owns career highs in strikeout rate (28.1%) and groundball rate (50.0%) while posting a career-low 5.2 percent walk rate

Has appeared in 18 games this year with three clubs (BAL, 9 G; NYM, 8 G; NYY, 1 G)

57 • KADE STROWD • RHP

0-0 • 1.56 ERA • 15 G

WHIP: 1.27

K/9: 4.67

BB/9: 5.71

vs. ALL: .190 (11-for-58)

vs. LHB: .273 (6-for-22)

vs. RHB: .139 (5-for-36)

Walked a career-high three batters in 0.1 inning on 9/2 at SD...Left the game with the bases loaded, with Rico Garcia stranding all three runners...Marked the second time this season he's pitched 0.1 inning or fewer in an outing (also 8/19 at BOS, 0.0 IP)

Surrendered his first career homer to Jose Altuve on 8/16 at HOU...Snapped a streak of three straight perfect outings and a career-high streak of six straight scoreless outings

Recalled prior to the game on 7/24 for his fourth stint on the active roster this season (4/28, 5/18-19, 6/27-28)

Opposing hitters are 7-for-32 (.219) with the bases empty compared to 4-for-26 (.154) with runners on

Opposing one- and two-hole hitters are slashing .417/.563/.750 (5-for-12) compared to the rest of the lineup slashing .130/.255/.130 (6-for-46)

Made his major league debut on 5/18 vs. WSH, allowing one run on two hits with one strikeout in 1.0 inning

Was 3-2 with four saves and a 4.15 ERA (16 ER/34.2 IP) with Triple-A Norfolk this season...In 12 games with the Tides since 6/3, posted a 0.64 ERA (1 ER/14.0 IP)

49 • ALBERT SUÁREZ • RHP

0-0 • 1.93 ERA • 2 G

WHIP: 1.07

K/9: 5.79

BB/9: 0.00

vs. ALL: .333 (5-for-15)

vs. LHB: .250 (2-for-8)

vs. RHB: .429 (3-for-7)

Made his first appearance since March 28 at TOR, hitting one batter and striking out one in 2.0 scoreless innings...Was his first scoreless relief outing of at least 2.0 innings since 5/12/24 vs. AZ (3.0 IP, H, 3 K)...Was reinstated from the 60-day Injured List prior to Monday's game...Missed the previous 135 games after being placed on the IL on 3/30 with a right subscapularis strain, retroactive to 3/29

Pitched in five rehab outings (3 GS) between Triple-A Norfolk (4 G, 2 GS) and Double-A Chesapeake (1 G, 1 GS)...Posted a 3.55 ERA (5 ER/12.2 IP) on nine hits (1 HR) and six walks with five strikeouts in those games

Made his season debut on 3/28 at TOR, allowing two runs (1 ER) on five hits and two wild pitches with two strikeouts in 2.2 innings pitched...Allowed two inherited runners to score

Appeared on his first career Opening Day roster

In 2024, went 9-7 with a 3.70 ERA (55 ER/133.2 IP) on 130 hits (17 HR), 56 total runs, 43 walks, three hit-by-pitches with 108 strikeouts in 32 games (24 GS)

Registered a 1-0 record with a 3.09 ERA (4 ER/11.2 IP) in eight relief outings, compared to 8-7 with a 3.76 ERA (51 ER/122.0 IP) in 24 starts

Eight of his 23 starts last season were scoreless, tied for the second-most such starts in MLB (min. 2.0 IP/GS) behind SEA's Bryce Miller (9)

86 • GRANT WOLFRAM • LHP

2-0 • 5.06 ERA • 16 G

WHIP: 1.83

K/9: 11.39

BB/9: 4.64

vs. ALL: .298 (28-for-94)

vs. LHB: .333 (13-for-39)

vs. RHB: .273 (15-for-55)

On 8/29 at SF, became the third Oriole in franchise history to allow 6+ hits and 5+ runs but one or zero earned runs in relief, joining Keith Shepherd (7/19/96 at BOS) and Mark Williamson (6/5/88 vs. NYY)

Has not allowed a run in eight of his last 10 appearances (13.2 IP) since 7/25 after surrendering four runs in back-to-back outings (8 total R) from 7/18-21...Has struck out multiple hitters in six of his seven games in August

Owns an 11.42 ERA (11 ER/8.2 IP) in eight away games compared to a 0.71 ERA (1 ER/12.2 IP) in eight home games this year

Earned his first career win after firing 2.0 scoreless innings with one hit and a career-high four strikeouts on 7/10 (G1) vs. NYM...Added as the 27th man for the DH

Made his MLB debut on 4/26 (G2) at DET, pitching 0.1 inning on one hit with one walk...Allowed an inherited runner to score

Is 1-4 with a 3.62 ERA (11 ER/27.1 IP) on eight walks and 29 strikeouts in 24 outings with Norfolk this season

Acquired by the Orioles on 4/7 from the Brewers in exchange for minor league OF Daz Cameron and cash considerations

29 • SAMUEL BASALLO • C/1B (L)		.200 • 1 HR • 8 RBI	
Current Streak: 0-for-last-6 (since 9/1)		2025 High: 2 G (2x, last: 8/23-24)	
Last Game: 0-4, BB, 3 K		Road Trip: 4 G, 3-15, 2 2B, HR, 2 R, 3 RBI, 3 BB, 6 K	

- Tallied his first career multi-double effort on Monday at SD, while also recording his first multi-RBI effort since doing so in each of his first two games...Is 4-for-10 (.400) in three games as the designated hitter compared to 5-for-34 (.147) in nine games at catcher
- Hit his first career MLB homer in the fourth inning on Saturday at SF...At 21 years, 17 days old, became the youngest player to homer in 2025
- Agreed to an eight-year contract extension thru 2033 with a club option for 2034 on 8/22
- Became the second player in O's history with five RBI in his first three career games, joining Manny Machado in 2012 (also 5 RBI)...Became the first player in team history (since 1954) to record multiple RBI in each of his first two career games
- Made his major league debut on 8/17 at HOU...Became the ninth Oriole with 2+ RBI in their MLB debut (last: Joey Ortiz, 4/27/23 at DET)...Was hit by a pitch in his first plate appearance, the first such occurrence in O's history...At 21 years, 4 days old, became the youngest position player to appear in an MLB game this season, ahead of MIL's Jackson Chourio (21-016 on 3/27)
- At 21 years, 5 days old on 8/18 at BOS, became the youngest player to catch for the Orioles since Andy Etchebarren on 9/30/62 (19-102)...The last younger player to appear in an MLB game at catcher is NYM's Francisco Alvarez on 10/5/22 (20-320)
- Ranked by *Baseball America* as the No. 7 and *MLB Pipeline* as the No. 8 MLB prospect...Rated the top catching prospect by Pipeline

12 • DYLAN BEAVERS • OF (L)		.314 • 1 HR • 6 RBI	
Current Streak: 0-3 (since 9/2)		2025 High: 3 G (3x, last: 8/30-9/1)	
Last Game: 0-3, R, BB, K		Road Trip: 5 G, 5-18, 2 R, 2 RBI, 2 BB, 4 K	

- Recorded both the first go-ahead and game-winning RBI of his career on Monday in the seventh inning at SD...Notched an RBI single off SD's Robert Suarez to give the O's a 4-3 lead
- Is the second Oriole in club history (since 1954) to reach safely 26+ times in their first 16 career games (16 H, 10 BB), joining Curtis Goodwin (29 TOB, 1995)
- On 8/21 vs. HOU, hit his first MLB homer, becoming the sixth Oriole to homer in their first home plate appearance with the team (last: J. Fiorentino, 5/20/05 vs. PHI)
- On 8/18 at BOS, reached base safely four times (2 H, 2 BB), becoming the third player in O's history to accomplish the feat within their first three career games, joining Cedric Mullins (8/10/18 vs. BOS) and Nick Markakis (4/5/06 vs. TB)
- On 8/23 at HOU, made his MLB debut...Doubled in the ninth inning off Bryan Abreu for his first hit...Had his contract selected from Triple-A Norfolk earlier that day
- Reached safely in his final 25 games with the Tides...Reached safely in 30 consecutive games from 4/1-5/8...Drew a walk in eight straight games from 7/19-27, tied for the second-longest run by any player in the International League in 2025
- Ranked by *Baseball America* as the No. 83 MLB prospect during the mid-season update...Rated the No. 3 O's prospect by BA and *MLB Pipeline*

15 • DYLAN CARLSON • OF (S)		.208 • 6 HR • 20 RBI	
Current Streak: 0-3 (since 9/1)		2025 High: 6 G (5/28-6/4)	
9/1 at SD: 0-3, R, BB, K		Road Trip: 1 G, 0-3, R, BB, K	

- Has four doubles in his last six games after having none in his previous 27 games...Also doubled in at least three straight games from 8/25-28 for the third time in his career (last: 4 G, 6/25-28/22 w/STL)
- Since 8/12, is 12-for-39 (.308) with four doubles, one triple, two homers, and eight walks...Went 2-for-53 (.038) in the previous 20 games from 6/24-8/10
- Homered in back-to-back games on 8/15-16 at HOU for the second time this year (5/25-26)...Entered 8/15 without a home run in 31 games since 6/13 and 23 games without an extra-base hit since 6/24
- Snapped an 0-for-35 hitless at-bat skid dating to 7/27 on 8/12 vs. SEA, tied with Gus Triandos (6/28-8/1/62) for the longest hitless at-bat streak in a single season by an Oriole primary position player (since 1957)
- Recalled from Triple-A Norfolk on 7/22...Marks his fifth stint with the O's this season

17 • COLTON COWSER • OF (L)		.215 • 12 HR • 30 RBI	
Current Streak: 1 G (2-4; since 9/2)		2025 High: 7 G (8/19-26)	
Last Game: 2-4, R, SB		Road Trip: 5 G, 3-19, 2 2B, HBP, 8 K, SB	

- Recorded his ninth stolen base of the year yesterday at SD, tying Al Smith (1963) for the franchise record (since 1954) for the most stolen bases without a CS in a season...Is one of five players this season with 9+ stolen bases without being caught stealing, joining BOS' Trevor Story (25 SB), MIN's Byron Buxton (21 SB), TOR's George Springer (16 SB), and LAD's Hyeseong Kim (12 SB)
- Snapped a career-long 11-game streak with at least one strikeout yesterday at SD
- His 37 strikeouts since the start of August are the sixth most in the AL...Struck out multiple times (36 total K) in 15 of his 20 games in August
- On 6/27 vs. TB, set career highs in runs (4), doubles (3), and times on base (5)

2 • GUNNAR HENDERSON • INF (L)		.278 • 16 HR • 61 RBI	
Current Streak: 0-for-last-4 (since 9/1)		2025 High: 14 G (6/5-20)	
Last Game: 0-3, R, BB (BB), HBP		Road Trip: 5 G, 6-20, 3 R, 2 RBI, 2 BB (1 IBB), HBP, K	

- On 8/27 vs. BOS, stole his 20th base of the season, marking his second straight season with 30+ doubles and 20+ steals...Is the fourth player in team history (since 1954) to do so in back-to-back seasons, joining Cedric Mullins (2021-22), Brian Roberts (6x, 2004-09), and Brady Anderson (1995-96)
- Has not made an error in 71 games (606.2 IP, 280 TC) since committing 2 E on 6/8
- Is one double shy of matching his career high of 31 set last season
- Batting .384 (33-for-86) with RISP since 5/8
- Leads the team in hits (138) and stolen bases (20)...The only primary shortstop to lead the Orioles in both categories in the same season is Luis Aparicio (1963, 1966)
- On 8/18 at BOS, tallied his third game this year with 1+ 3B and 1+ HR, tied for the MLB lead with DET's Kerry Carpenter, COL's Mickey Moniak, and LAD's Shohei Ohtani
- On 7/10 (G1) vs. NYM, hit his first pinch-hit homer...Was the first go-ahead pinch-hit home run in the eighth inning or later by an Oriole since 9/28/16 at TOR (Kim)

7 • JACKSON HOLLADAY • INF (L)		.247 • 15 HR • 51 RBI	
Current Streak: 6 G (9/24; since 8/28)		2025 High: 10 G (5/14 [G2]-24 [G1])	
Last Game: 2-5, 2 K, CS		Road Trip: 5 G, 7-19, 2 2B, 3B, 3 R, 2 RBI, 6 BB, 3 K, 2 SB, CS	

- Tied a career high with three walks on Sunday at SF (also 8/10 vs. ATH)...Ranks second in the AL since 8/9 with 20 walks, trailing only NYY's Aaron Judge (23 BB)...Drew 20 walks in his previous 91 games from 4/22-8/8
- Has 14 runs in 22 games since 8/9 after recording 10 runs in his previous 25 games
- His 15 homers are tied for second on the team...The only Oriole under 22 years old to finish the season leading the club in homers is Eddie Murray in 1977 (27 HR)
- Is the fifth Oriole (6th occurrence) to hit 15 home runs in their age-21 season (as of 6/30), joining Cal Ripken, Jr. (28, 1982), Eddie Murray (27, 1977), Curt Blefary (22, 1965), and Boog Powell (25, 1963 and 15, 1962)
- On 8/13 vs. SEA, recorded his first career walk-off hit (2B)...Marked the first walk-off by an Oriole since Anthony Santander's homer on 9/19/24 vs. SF
- Named the Orioles' winner of the 2025 Heart & Hustle Award by the MLBPA

70 • ALEX JACKSON • C (R)		.239 • 4 HR • 6 RBI	
Current Streak: 0-4 (since 9/1)		2025 High: 3 G (2x, last: 8/26-29)	
9/1 at SD: 0-4, 4 K		Road Trip: 3 G, 1-7, 2 R, BB, 4 K	

- With his homer on 8/28 vs. BOS, set a single-season career high with four home runs, needing 32 fewer games than a year ago
- Eleven of his 16 hits (68.8%) on the year have gone for extra bases (7 2B, 4 HR)
- From 7/30-8/10, scored a run in a career-best four straight games

- Tallied his third multi-hit game of the year on 8/22 vs. HOU...Both hits were singles, his first non-extra-base hits of the year...Each of his first 10 hits with the Orioles went for extra bases (7 2B, 3 HR)...After doubling on 8/6 at PHI, became the first player in MLB since 1900 whose first nine hits with a franchise went for extra-bases, per the *Elias Sports Bureau*...The previous record of eight was shared by Brandon Snyder (ATL, 6/5-9/11/16) and Troy Glaus (AZ, 4/4-11/05)
- On 7/26 vs. COL, hit his first career pinch-hit home run...The homer tied his career high (2024 & 2021) despite playing in his then 12th game of the season

82 • JEREMIAH JACKSON • INF/OF (R)		.333 • 4 HR • 17 RBI	
Current Streak: 13 G (19-57; since 8/21)		2025 High: 13 G (current streak)	
Last Game: 1-4, HR, 2 RBI, BB		Road Trip: 5 G, 8-23, 2B, 3 HR, 7 R, 7 RBI, 2 BB, 8 K	

- Has homered in consecutive games for the first time in his career...Three of his four career homers have come in his last four games
- Tied a career-high with three hits on Monday at SD (also 8/17 at HOU)
- His 13-game hitting streak is the longest active stretch in the majors...Has hit safely in 18 of his last 19 games since 8/13 and in 22 of 25 starts to begin his career
- His .333 average since the start of August ranks second in the AL and sixth in MLB
- Is the third Oriole in team history (since 1954) to have 33+ hits in their first 25 career starts, joining Bob Hale (34 H, 1955) and Curtis Goodwin (33 H, 1995)
- Set career highs with four RBI and two extra-base hits (2B, HR) on Saturday at SF
- On 8/23 vs. HOU, hit his first major league home run off AJ Blubaugh
- On 8/17 at HOU, tallied career highs in hits (3) and runs (3)
- On 8/1 at CHC, made his MLB debut...Recalled from Triple-A Norfolk on 7/31
- Had his contract selected from Norfolk on 7/25 and was optioned back on 7/26
- Had never played above Double-A before this season

56 • DANIEL JOHNSON • OF (L)		.196 • 1 HR • 1 RBI	
Current Streak: 2 G (3-7; since 8/30)		2025 High: 2 G (2x, last: current streak)	
Last Game: 0-0 (Def. in 8 th)		Road Trip: 5 G, 3-8, 2 2B, 4 R, BB, K	

- Set career highs with three runs and three times on base (2 H, BB) on Saturday at SF
- Recalled from Triple-A Norfolk on 8/21...Marks his second stint in the big leagues with the Orioles (8/12-16) and fourth overall...Claimed off waivers from the Giants on 8/11 and was activated on 8/12
- In his lone appearance with the Tides after being optioned, delivered a walk-off, two-run single on 8/20 (G1) vs. Charlotte
- Began his 2025 season with Caliente de Durango in the Mexican League...Released on 4/30 and signed a minor league contract with San Francisco on 5/2...Had his contract selected on 6/4...Was designated for assignment on 8/8

3 • JORGE MATEO • INF/OF (R)		.180 • 1 HR • 3 RBI	
Current Streak: 0-for-last-9 (since 6/1)		2025 High: 3 G (5/16-23)	
6/6 at ATH: 0-3, K		Road Trip: --	

- Was returned from his rehab assignment and reinstated from the 60-day Injured List prior to yesterday's game...Placed on the 10-day IL with left elbow inflammation on 6/10, retroactive to 6/7...Began a rehab assignment with Triple-A Norfolk on 6/25, but was transferred to the 60-day IL with a left hamstring strain on 7/6...Began his latest rehab assignment on 8/20 with Norfolk
- Went 6-for-13 (.462) with a home run during his first rehab stint with the Tides from 6/25-29...In eight games during his latest rehab assignment from 8/20 (G1)-31, he hit .258 (8-for-31) with two doubles and two walks
- Stole at least one base in a career-high five straight games (w/PA) from 5/24 (G1)-31, tied with CWS' Luis Robert Jr. and TB's Chandler Simpson for the longest run by any player in MLB this season...Is the fifth Oriole in team history (since 1954) to do so (last: Corey Patterson, 9 G, 5/27-6/5/06)
- His five multi-steal games are tied for sixth most in MLB

16 • COBY MAYO • INF (R)		.188 • 6 HR • 20 RBI	
Current Streak: 2 G (2-7; since 9/1)		2025 High: 4 G (2x, last: 7/25-28)	
Last Game: 1-3, 2B, BB, K		Road Trip: 4 G, 3-16, 2B, HR, BB, 7 K	

- Is tied for the AL lead with 40 strikeouts since the start of August
- Batting 12-for-79 (.152) since 8/6, but six of the 12 hits in that span have gone for extra bases (3 2B, 3 HR)
- Has walked 13 times in 35 games since 7/22...Drew 10 walks in his first 45 career games beginning 8/2/24...Walked in a career-high three straight games from 8/22-25
- Eight of his 16 extra-base hits this season have been off fastballs (6 2B, 2 HR)
- On 7/28 vs. TOR, recorded a career-high three hits
- From 7/25-28, hit safely in a career-high-tying four straight contests (also 6/27-30)
- On 6/27 vs. TB, hit his first major league home run and set a career high with four RBI

6 • RYAN MOUNTCASTLE • INF (R)		.266 • 5 HR • 29 RBI	
Current Streak: 5 G (10-23; since 8/28)		2025 High: 12 G (5/4-18)	
Last Game: 2-5, 2 R, 3 K		Road Trip: 4 G, 9-19, 3 2B, HR, 5 R, 6 RBI, BB, 6 K	

- Has multiple hits (9 total H) in a career-high-tying four straight games (3x, last: 7/31-8/3/23)...Had four extra-base hits (3 2B, HR) between Friday and Saturday at SF
- Set a season high with four RBI on Friday at SF (last: 4 RBI, 7/28/24 vs. SD)...Drove in six runs in the Giants series
- Slashing .343/.377/.505 (34-for-99) with seven doubles, three homers, and 14 RBI in 25 games since 5/27
- Is 15-for-28 (.536) with three doubles and one homer on the first pitch of an at-bat
- Stole two bases on 8/14 vs. SEA for the first time in his career...The second was a steal of home on a double steal, his second such stolen base this season...Is the fourth player in O's history (since 1954) with multiple steals of home in one year, along with Doug DeCinces (1980), Davey Johnson (1971), and Don Buford (1970)
- Was placed on the 10-day Injured List (right hamstring strain) on 5/31 and transferred to the 60-day IL on 6/23

26 • EMMANUEL RIVERA • INF (R)		.253 • 0 HR • 9 RBI	
Current Streak: 4 G (6-16; since 8/28)		2025 High: 6 G (5/2-10)	
Last Game: 2-5, 4 RBI, K		Road Trip: 3 G, 4-12, 6 RBI, 3 K	

- Matched a career high with four RBI yesterday at SD (also 9/28/24 at MIN)...Has six RBI in his last three games, his most in a three-game span in his career
- Had his contract selected from Triple-A Norfolk on 8/27...Marks his third stint on the active roster (4/28-6/10 & 6/10-7/1)
- In his last 15 big league games since 5/24, has struck out only five times in 47 plate appearances...Owns a career-low 17.0 percent strikeout rate this year
- Over his last 26 games with the Tides since 7/20, is slashing .352/.398/.448 (37-for-105) with five doubles, one triple, one homer, and 17 RBI
- In 31 MLB games this season, is hitting .277 (18-for-65) off right-handed pitching, compared to 4-for-22 (.182) off southpaws

52 • LUIS VÁZQUEZ • INF (R)		.171 • 1 HR • 3 RBI	
Current Streak: 1 G (2-4; since 8/31)		2025 High: 2 G (8/22-24)	
9/1 at SD: 0-0 (Def. in 7 th)		Road Trip: 3 G, 2-4, K	

- Matched a career high with two hits on Sunday at SF (also 8/22 vs. HOU)
- On 8/24 vs. HOU, hit his first career home run
- Stole his first career base on 8/22 vs. HOU
- On 7/1 at TEX, made his third pitching appearance of the year, the most by a primary Orioles position player in a season since 2019 (S. Wilkerson, 4 G)...Has thrown 3.1 scoreless frames this year
- On 6/30 at TEX, recorded his first hit, RBI, and run scored as an Oriole, all coming after pinch-hitting in the 11th inning
- On 6/14 vs. LAA, made his Orioles debut as a pinch-runner

2025 BY THE NUMBERS			
	HOME	AWAY	TOTAL
Overall	31-37	32-39	63-76
MONTH	HOME	AWAY	TOTAL
March (5)	1-0	2-2	3-2
April (25)	6-7	3-9	9-16
May (27)	4-10	5-8	9-18
June (27)	8-5	8-6	16-11
July (25)	8-5	5-7	13-12
August (28)	4-10	7-7	11-17
September (25)	-	2-0	2-0
TOTAL (162)	31-37	32-39	63-76
DAY OF WEEK	HOME	AWAY	TOTAL
Monday (14)	5-1	4-4	9-5
Tuesday (23)	2-8	4-7	6-15
Wednesday (25)	4-7	3-6	7-13
Thursday (18)	4-5	5-1	9-6
Friday (26)	6-4	4-7	10-11
Saturday (28)	5-6	7-7	12-13
Sunday (27)	5-6	5-7	10-13
TOTAL (162)	31-37	32-39	63-76
VS. AL EAST	HOME	AWAY	TOTAL
Boston Red Sox (13)	1-6	4-2	5-8
New York Yankees (13)	2-1	1-2	3-3
Tampa Bay Rays (13)	2-1	3-4	5-5
Toronto Blue Jays (13)	4-2	2-2	6-4
TOTAL (52)	9-10	10-10	19-20
VS. AL CENTRAL	HOME	AWAY	TOTAL
Chicago White Sox (7)	3-0	-	3-0
Cleveland Guardians (7)	2-1	1-3	3-4
Detroit Tigers (6)	1-2	0-3	1-5
Kansas City Royals (6)	1-2	1-2	2-4
Minnesota Twins (6)	0-3	0-3	0-6
TOTAL (32)	7-8	2-11	9-19
VS. AL WEST	HOME	AWAY	TOTAL
Athletics (6)	1-2	1-2	2-4
Houston Astros (7)	1-3	2-1	3-4
Los Angeles Angels (6)	3-0	2-1	5-1
Seattle Mariners (6)	2-1	3-0	5-1
Texas Rangers (7)	1-2	1-2	2-4
TOTAL (32)	8-8	9-6	17-14
VS. NL EAST	HOME	AWAY	TOTAL
Atlanta Braves (3)	-	3-0	3-0
Miami Marlins (3)	1-2	-	1-2
New York Mets (3)	2-1	-	2-1
Philadelphia Phillies (3)	-	1-2	1-2
Washington Nationals (4)	0-3	1-2	1-5
TOTAL (16)	3-6	5-4	8-10
VS. NL CENTRAL	HOME	AWAY	TOTAL
Chicago Cubs (3)	-	1-2	1-2
Cincinnati Reds (3)	1-2	-	1-2
Milwaukee Brewers (3)	-	1-2	1-2
Pittsburgh Pirates (3)	-	-	-
St. Louis Cardinals (3)	1-2	-	1-2
TOTAL (15)	2-4	2-4	4-8
VS. NL WEST	HOME	AWAY	TOTAL
Arizona Diamondbacks (3)	-	1-2	1-2
Colorado Rockies (3)	2-1	-	2-1
Los Angeles Dodgers (3)	-	-	-
San Diego Padres (3)	-	2-0	2-0
San Francisco Giants (3)	-	1-2	1-2
TOTAL (15)	2-1	4-4	6-5





BALTIMORE ORIOLES - WALK-OFF AND MISC. HOME RUNS

Baltimore Orioles Walk-off Wins								
Date	Score	Batter/Runner	Action	RBI	Pitcher	INN	OUTS	
8/13	SEA 3 @ BAL 4	Jackson Holliday	2B	1	Matt Brash	9	2	
Opponent Walk-off Wins								
Date	Score	Batter/Runner	Action	RBI	Pitcher	INN	OUTS	
8/16	BAL 4 @ HOU 5	Ramón Urías	FC	1	Keegan Akin	12	1	
8/3	BAL 3 @ CHC 5	Justin Turner	HR	2	Keegan Akin	9	0	
5/24 (G1)	BAL 5 @ BOS 6	Rafael Devers	1B	1	Gregory Soto	10	1	
Baltimore Orioles Back-to-Back Home Runs								
Date	Score	Batters	Pitcher	INN	OUTS			
8/8	ATH 2 @ BAL 3	Adley Rutschman/Ryan Mountcastle	J.T. Ginn	1	2			
7/29 (G1)	TOR 4 @ BAL 16	Tyler O'Neill/Ramón Urías	Lazaro Estrada	6	1			
7/28	TOR 4 @ BAL 11	Cedric Mullins/Coby Mayo	Chris Bassitt	2	2			
6/24	TEX 6 @ BAL 5 (10)	Gary Sánchez/Ramón Urías/Ryan O'Hearn	Chris Martin	7	0			
6/14	LAA 5 @ BAL 6	Cedric Mullins/Gary Sánchez	Tyler Anderson	6	0			
6/5	BAL 4 @ SEA 3	Adley Rutschman/Gunnar Henderson	Bryan Woo	6	0			
5/14 (G2)	MIN 8 @ BAL 6	Cedric Mullins/Heston Kjerstad	Simeon Woods Richardson	3	2			
4/19	CIN 5 @ BAL 9	Ramón Laureano/Jordan Westburg	Carson Spiers	7	2			
4/19	CIN 5 @ BAL 9	Cedric Mullins/Gunnar Henderson	Hunter Greene	1	0			
3/27	BAL 12 @ TOR 2	Adley Rutschman/Jordan Westburg	Yariel Rodríguez	8	1			
Opponent Back-to-Back Home Runs								
Date	Score	Batters	Pitcher	INN	OUTS			
8/4	BAL 3 @ PHI 13	Edmundo Sosa/Weston Wilson	Elvin Rodríguez	8	1			
5/18	WSH 10 @ BAL 4	Dylan Crews/CJ Abrams	Zach Eflin	2	1			
5/15	MIN 4 @ BAL 0	DaShawn Keirsey Jr./Byron Buxton	Tomoyuki Sugano	3	1			
5/4	KC 11 @ BAL 6	Bobby Witt Jr./Vinnie Pasquantino	Yennier Cano	7	1			
4/29	NY 15 @ BAL 3	Trent Grisham/Aaron Judge/Ben Rice	Kyle Gibson	1	0			
4/17	CLE 2 @ BAL 6	Daniel Schneemann/Austin Hedges	Tomoyuki Sugano	3	0			
4/9	BAL 0 @ AZ 9	Pavin Smith/Josh Naylor	Dean Kremer	5	1			
Baltimore Orioles Grand Slams								
Date	Score	Batter	Pitcher	INN	OUTS			
6/15	LAA 2 @ BAL 11	Gary Sánchez	Connor Brogdon	7	2			
5/14	MIN 8 @ BAL 6	Cedric Mullins	Simeon Woods Richardson	3	2			
4/16	CLE 1 @ BAL 9	Jackson Holliday	Gavin Williams	2	1			
Opponent Grand Slams								
Date	Score	Batter	Pitcher	INN	OUTS			
8/4	BAL 3 @ PHI 13	Kyle Schwarber	Yaramil Hiraldo	6	2			
7/18	BAL 1 @ TB 11	Yandy Diaz	Grant Wolfram	6	1			
5/23	BAL 5 @ BOS 19	Rafael Devers	Emmanuel Rivera	8	2			
4/20	CIN 24 @ BAL 2	Noelvi Marte	Jorge Mateo	8	2			
Baltimore Orioles Inside-the-Park Home Runs								
Date	Score	Batter	RBI	Pitcher	INN	OUTS		
Opponent Inside-the-Park Home Runs								
Date	Score	Batter	RBI	Pitcher	INN	OUTS		
Baltimore Orioles Pinch-Hit Home Runs								
Date	Score	Batter	RBI	Pitcher	INN	OUTS		
7/26	COL 0 @ BAL 18	Alex Jackson	1	Kyle Farmer	8	0		
7/10 (G1)	NYM 1 @ BAL 3	Gunnar Henderson	2	Ryne Stanek	8	0		
5/10	BAL 2 @ LAA 5	Ramón Laureano	1	Brock Burke	9	0		
Opponent Pinch-Hit Home Runs								
Date	Score	Batter	RBI	Pitcher	INN	OUTS		
8/3	BAL 3 @ CHC 5	Justin Turner	2	Keegan Akin	9	0		
7/30	TOR 9 @ BAL 8	Nathan Lukes	3	Yennier Cano	7	2		
6/18	BAL 8 @ TB 12	Brandon Lowe	2	Yennier Cano	5	2		
5/11	BAL 7 @ LAA 3	Matthew Lugo	1	Félix Bautista	9	2		
5/7	BAL 2 @ MIN 5	Harrison Bader	2	Keegan Akin	7	1		
Baltimore Orioles Leadoff Home Runs								
Date	Score	Batter	Pitcher					
7/20	BAL 5 @ TB 3	Jackson Holliday	Ryan Pepiot					
5/31	CWS 2 @ BAL 4	Jackson Holliday	Davis Martin					
4/19	CIN 5 @ BAL 9	Cedric Mullins	Hunter Greene					
4/3	BOS 8 @ BAL 4	Cedric Mullins	Tanner Houck					
3/29	BAL 9 @ TOR 5	Colton Cowser	Max Scherzer					
Opponent Leadoff Home Runs								
Date	Score	Batter	Pitcher					
8/27	BOS 3 @ BAL 2	Roman Anthony	Dietrich Enns					
8/25	BOS 4 @ BAL 3	Roman Anthony	Tomoyuki Sugano					
6/16	BAL 1 @ TB 7	Josh Lowe	Zach Eflin					
5/24 (G1)	BAL 5 @ BOS 6	Jarren Duran	Zach Eflin					
5/18	WSH 10 @ BAL 4	CJ Abrams	Zach Eflin					
4/29	NY 15 @ BAL 3	Trent Grisham	Kyle Gibson					
4/23	BAL 3 @ WSH 4	James Wood	Tomoyuki Sugano					

LAST TIME IT HAPPENED	
BATTING	
Eutaw St. Home Run	Gunnar Henderson, 8/14/24 vs. WSH (Herz)
Opponent	Jonathan Aranda, 6/28/25 vs. TB (Eflin)
Second Deck Home Run in LF at OPACY	Austin Hays, 6/7/22 vs. CHC (Mills)
Opponent	Pete Alonso, 9/2/20 vs. NYM (Means)
Grand Slam	Gary Sánchez, 6/15/25 vs. LAA (Brogdon)
Two Grand Slams in One Game	Reimold, Clevenger, 9/11/15 vs. KC (Herrera, Chamberlain)
Pinch-Hit Home Run	Alex Jackson, 7/26/25 vs. COL (Farmer)
Pinch-Hit Walk-Off Home Run	Nolan Reimold, 7/24/16 vs. CLE (Allen)
Pinch-Hit Grand Slam	Dwight Evans, 7/26/91 vs. OAK (Nelson)
Inside the Park Home Run	Jorge Mateo, 8/20/23 at OAK (Sears)
LH & RH Home Run, Same Game	Anthony Santander, 8/7/24 at TOR (Francis, Yarbrough)
Individual 2-Home Run Game	Jackson Holliday, 5/4/25 vs. KC (Lorenzen)
Individual 3-Home Run Game	Ryan Mountcastle, 6/19/21 vs. TOR (Manoah, Kay)
Individual 4-Home Run Game	Never
Home Run in Consecutive Games	Jeremiah Jackson, 9/1-2/25 at SD
Home Run in 3 Consecutive Games	Tyler O'Neill, 7/25-29 (G1)/25 vs. COL, vs. TOR (4 G)
Home Run in 4 Consecutive Games	Tyler O'Neill, 7/25-29 (G1)/25 vs. COL, vs. TOR
Home Run in 5 Consecutive Games	Jonathan Schoop, 7/22-27/18 vs. TOR, BOS, TB
Home Run in 6 Consecutive Games	Chris Davis, 9/26-10/2/12 vs. TOR, BOS, TB
4-Home Run Game, Team	7/29/25 (G1) vs. TOR
5-Home Run Game, Team	4/19/25 vs. CIN
6-Home Run Game, Team	3/27/25 at TOR
7-Home Run Game, Team	6/2/16 vs. BOS
8+-Home Run Game, Team	6/16/15 vs. PHI (8 HR)
10+-Run Game, Team	8/17/25 at HOU (12 R)
15+-Run Game, Team	7/29/25 (G1) vs. TOR (16 R)
20+-Run Game, Team	6/27/25 vs. TB (22 R)
Back-to-Back HR	Rutschman/Mountcastle, 8/8/25 vs. ATH (1 st inning)
Back-to-Back HR to Start First Inning	Mullins/Henderson, 4/19/25 vs. CIN
Back-to-Back-to-Back HR	Sánchez/Urias/O'Hearn, 6/24/25 vs. TEX (7 th inning)
Back-to-Back-to-Back HR to Start First Inning	Flaherty/Hardy/Markakis, 5/10/12 (G1) vs. TEX
2 Back-to-Back HRs, Same Game	Mullins/Henderson (1 st) & Laureano/Westburg (7 th), 4/19/25 vs. CIN
Leadoff Home Run	Jackson Holliday, 7/20/25 at TB (Pepiot)
Walk-Off Win	Jackson Holliday (2B), 8/13/25 vs. SEA (Brash)
Walk-Off Home Run	Anthony Santander, 9/19/24 vs. SF (Walker)
Walk-Off Grand Slam	Manny Machado, 8/18/17 vs. LAA (Middleton)
Walk-Off Home Run, Eutaw St.	Rio Ruiz, 8/11/19 vs. HOU (Osuna)
Home Run, 15 th Inning or later	Jonathan Villar, 7/25/19 at LAA (Canning)
Home Run, 17 th Inning or later	Adam Jones, 5/6/12 at BOS (McDonald)
Home Run by a Pitcher	Zack Britton, 7/3/11 at ATL (Beachy)
2-Home Run Game by a Pitcher	Milt Pappas, 8/27/61 at MIN (Ramos)
Oriole to hit a Home Run for 1 st ML hit	Connor Norby, 6/4/24 at TOR (Pearson)
Oriole w/ 2 Home Runs in One Inning	Mark Trumbo, 4/15/16 at TEX (7 th inning, Pérez, Faulkner)
Oriole w/ 3 Home Runs in Consecutive Innings	Manny Machado, 8/7/16 at CWS (1 st , 2 nd , 3 rd inning, Shields, Albers)
5-Hit Game	Adley Rutschman, 6/21/24 at HOU
6-Hit Game	Cal Ripken, Jr., 6/13/99 at ATL
5-RBI Game	Jordan Westburg, 8/17/25 at HOU
6-RBI Game	Adley Rutschman, 6/9/24 at TB
7-RBI Game	Ryan Mountcastle, 4/11/23 vs. OAK (9 RBI)
8-RBI Game	Ryan Mountcastle, 4/11/23 vs. OAK (9 RBI)
9-RBI Game	Ryan Mountcastle, 4/11/23 vs. OAK
PITCHING	
Perfect Game	Never
No-Hitter	5/5/21 at SEA (Means)
1-Hitter	8/15/25 at HOU (Young, Hiraldo)
Complete Game	8/1/25 at CHC (Rogers, 8.0 IP)
Complete Game, 9.0+ IP	9/23/22 vs. HOU (Kremer, 9.0 IP)
Shutout	9/23/22 vs. HOU (Kremer)
Team Shutout	8/17/25 at HOU (Kremer, Wolfram, Martin)
Consecutive CG, Pitcher	Sidney Ponson (2), 5/16-22/04
Consecutive Shutouts, Pitcher	Mike Mussina (2), 9/26-10/1/95
Consecutive CG, Team	5/13-14/11 (Guthrie, Bergesen)
Consecutive Shutouts, Team	4/18-19/23 at WSH
10+ Strikeout Game, Pitcher	Kyle Bradish (10), 8/26/25 vs. BOS
15+ Strikeout Game, Pitcher	Erik Bedard (15), 7/7/07 at TEX
10+ Strikeout Game, Team	8/26/25 vs. BOS (11 K)
15+ Strikeout Game, Team	8/16/25 at HOU (16 K)
4+ Strikeouts in an inning	Mike Cuellar (4), 5/29/70 at CAL
Immaculate Inning	Brandon Young, 7/8/25 vs. NYM (5 th inning)
MISCELLANEOUS	
Hit for the Cycle	Cedric Mullins, 5/12/23 vs. PIT (7 th in club history)
Steal of Home	Ryan Mountcastle, 8/14/25 vs. SEA
Position Player to Pitch	Alex Jackson, 8/31/25 at SF (1.0 IP)
Triple Play Turned	9/18/22, Bottom 3 rd at TOR (Chapman batting/Kremer pitching)
Manager Ejection	Scoring: 6-4-3 (Mateo-Vavra-Aguilar)
Player Ejection	Tony Mansolino, 7/20/25 at TB (1 st career)
	Ryan O'Hearn, 7/21/25 at CLE (3 rd career)
WINNING SWEEPS	
2-Game, at OPACY	9/26-27/23 vs. WSH
2-Game, Road	8/18-19/25 at BOS
3-Game, at OPACY	6/13-15/25 vs. LAA
3-Game, Road	7/4-6/25 at ATL
4-Game, at OPACY	7/7-10/22 vs. LAA
4-Game, Road	6/7-10/24 at TB
Doubleheader	7/29/25 vs. TOR

2025 SCHEDULE

G#	DATE	OPP.	W-L	SCORE	WP/LP/SV	REC	POS	GA/GB	ATT.
1	3/27	at TOR	W	12-2	Eflin/Berrios	1-0	T-1 st	+0.5	40,734
2	3/28	at TOR	L	8-2	Gausman/Morton	1-1	T-3 rd	-0.5	26,289
3	3/29	at TOR	W	9-5	Kremer/Lovelyade	2-1	2 nd	-0.5	27,005
4	3/30	at TOR	L	3-1	Bassitt/Sugano/Hoffman	2-2	3 rd	-1.5	21,069
5	3/31	vs. BOS	W	8-5	Dominguez/Newcomb	3-2	3 rd	-1.0	45,002*
MARCH TOTALS: 3-2				TEAM ERA: 4.60		TEAM AVG: .305			
6	4/1	OFF DAY				3-2	4 th	-1.0	
6	4/2	vs. BOS	L	3-0	Crochet/Eflin/Chapman	3-3	4 th	-1.5	18,146
7	4/3	vs. BOS	L	8-4	Kelly/Morton	3-4	T-4 th	-2.0	16,656
8	4/4	at KC	L	8-2	Lugo/Kremer	3-5	5 th	-2.5	14,196
9	4/5	at KC	W	8-1	Sugano/Wacha	4-5	5 th	-2.5	14,383
10	4/6	at KC	L	4-1	Bubic/Povich/Estévez	4-6	5 th	-2.5	19,098
11	4/7	at AZ	W	5-1	Eflin/Gallen	5-6	T-4 th	-1.5	20,333
12	4/8	at AZ	L	4-3	Kelly/Morton/Martinez	5-7	4 th	-2.0	23,843
13	4/9	at AZ	L	9-0	Pfaadt/Kremer	5-8	5 th	-2.5	22,411
14	4/10	OFF DAY				5-8	5 th	-2.5	
14	4/11	vs. TOR	**POSTPONED**		Rescheduled for 7/29 (DH)	5-8	5 th	-2.5	
14	4/12	vs. TOR	W	5-4	Baker/Francis/Bautista	6-8	T-4 th	-2.0	22,130
15	4/13	vs. TOR	L	7-6 (10)	Hoffman/Bowman	6-9	5 th	-2.5	27,193
16	4/14	OFF DAY				6-9	5 th	-2.5	
16	4/15	vs. CLE	L	6-3	Allen/Morton/Clase	6-10	5 th	-3.5	14,203
17	4/16	vs. CLE	W	9-1	Kremer/Williams	7-10	5 th	-3.5	13,964
18	4/17	vs. CLE	W	6-2	Sugano/Bibee	8-10	4 th	-3.5	16,201
19	4/18	vs. CIN	L	8-3	Abbott/Povich	8-11	4 th	-4.5	42,587*
20	4/19	vs. CIN	W	9-5	Dominguez/Greene/Bautista	9-11	4 th	-3.5	28,534
21	4/20	vs. CIN	L	24-2	Rogers/Morton/Wynne	9-12	4 th	-4.5	19,053
22	4/21	OFF DAY				9-12	4 th	-4.0	
22	4/22	at WSH	L	7-0	Parker/Kremer	9-13	4 th	-4.0	29,504
23	4/23	at WSH	L	4-3	López/Soto/Finnegan	9-14	5 th	-5.0	22,246
24	4/24	at WSH	W	2-1	Povich/Gore/Bautista	10-14	5 th	-4.5	23,058
25	4/25	at DET	**POSTPONED**		Rescheduled for 4/26 (DH)	10-14	5 th	-4.0	
25	4/26-1	at DET	L	4-3	Mize/Young/Vest	10-15			28,509
26	4/26-2	at DET	L	6-2	Hurter/Morton	10-16	5 th	-5.0	21,422
27	4/27	at DET	L	7-0	Skubal/Kremer	10-17	5 th	-6.5	28,613
28	4/28	vs. NYY	W	4-3	Sugano/Warren/Bautista	11-17	5 th	-5.5	22,775
29	4/29	vs. NYY	L	15-3	Rodón/Gibson	11-18	5 th	-6.5	22,164
30	4/30	vs. NYY	W	5-4	Baker/Carrasco/Bautista	12-18	5 th	-5.5	22,381
APRIL TOTALS: 9-16				TEAM ERA: 5.64		TEAM AVG: .206			
31	5/1	OFF DAY				12-18	5 th	-5.5	
31	5/2	vs. KC	W	3-0	Kremer/Wacha/Bautista	13-18	5 th	-5.5	26,364
32	5/3	vs. KC	L	4-0	Bubic/Sugano	13-19	5 th	-5.5	19,348
33	5/4	vs. KC	L	11-6	Zerpa/Cano	13-20	5 th	-5.5	31,956
34	5/5	OFF DAY				13-20	5 th	-5.0	
34	5/6	at MIN	L	9-1	López/Povich	13-21	5 th	-6.0	19,779
35	5/7	at MIN	L	5-2	Coulombe/Morton/Duran	13-22	5 th	-7.0	16,417
36	5/8	at MIN	L	5-2	Jax/Cano/Duran	13-23	5 th	-7.5	17,410
37	5/9	at LAA	W	4-1	Sugano/Hendricks/Bautista	14-23	5 th	-7.5	30,778
38	5/10	at LAA	L	5-2	Kochanowicz/Gibson	14-24	5 th	-7.5	27,975
39	5/11	at LAA	W	7-3	Eflin/Ty. Anderson	15-24	5 th	-8.0	29,460
40	5/12	OFF DAY				15-24	5 th	-8.0	
40	5/13	vs. MIN	**POSTPONED**		Rescheduled for 5/14 (DH)	15-24	5 th	-7.5	
41	5/14-1	vs. MIN	L	6-3	Stewart/Kremer/Duran	15-25	5 th	-8.5	
42	5/14-2	vs. MIN	L	8-6	Funderburk/Cano/Sands	15-26	5 th	-9.0	10,169
43	5/15	vs. MIN	L	4-0	Paddack/Sugano	15-27	5 th	-9.5	30,926
44	5/16	vs. WSH	L	4-3	López/Bautista/Finnegan	15-28	5 th	-10.5	21,171
45	5/17	vs. WSH	L	10-6	Irvin/Gibson	15-29	5 th	-10.5	28,208
46	5/18	vs. WSH	L	10-4	Soroka/Eflin	15-30	5 th	-11.5	37,264
47	5/19	at MIL	L	5-4	Uribe/Cano/Megill	15-31	5 th	-12.0	22,319
48	5/20	at MIL	L	5-2	Henderson/McDermott/Uribe	15-32	5 th	-13.0	22,778
49	5/21	at MIL	W	8-4 (11)	Baker/Alexander	16-32	5 th	-13.0	30,554
50	5/22	at BOS	**POSTPONED**		Rescheduled for 5/23 (DH)	16-32	5 th	-13.5	
51	5/23-1	at BOS	L	19-5	Whitlock/Dominguez	16-33	5 th	-14.0	31,150
52	5/23-2	at BOS	**POSTPONED**		Rescheduled for 5/24 (DH)	16-33	5 th	-13.5	
53	5/24-1	at BOS	L	6-5 (10)	Weissert/Soto	16-34	5 th	-14.5	30,958
54	5/24-2	at BOS	W	2-1	Kittredge/Bernardino/Dominguez	17-34	5 th	-14.0	34,604
55	5/25	at BOS	W	5-1	Kremer/Buehler	18-34	5 th	-14.0	36,824
56	5/26	vs. STL	W	5-2	Morton/Fedde/Bautista	19-34	5 th	-14.0	21,717
57	5/27	vs. STL	L	7-4	Matz/Baker/Helsley	19-35	5 th	-15.0	13,779
58	5/28	vs. STL	L	6-4	King/Povich/Helsley	19-36	5 th	-16.0	14,491
59	5/29	OFF DAY				19-36	5 th	-16.0	
60	5/30	vs. CWS	W	2-1	Eflin/Burke/Bautista	20-36	5 th	-15.0	22,108
61	5/31	vs. CWS	W	4-2	Kremer/Martin/Bautista	21-36	5 th	-14.0	23,470
MAY TOTALS: 9-18				TEAM ERA: 5.21		TEAM AVG: .250			
62	6/1	vs. CWS	W	3-2	Morton/Houser/Baker	22-36	5 th	-14.0	33,037
63	6/2	OFF DAY				22-36	5 th	-14.0	
64	6/3	at SEA	W	5-1	Sugano/Kirby	23-36	5 th	-14.0	21,089
65	6/4	at SEA	W	3-2	Cano/Vargas/Bautista	24-36	5 th	-13.0	19,231
66	6/5	at SEA	W	4-3	Eflin/Woo/Baker	25-36	5 th	-13.0	27,887
67	6/6	at ATH	L	5-4	Sears/Kremer/Miller	25-37	5 th	-14.0	8,424
68	6/7	at ATH	W	7-4	Akin/Severino/Bautista	26-37	5 th	-13.0	9,185
69	6/8	at ATH	L	5-1	Newcomb/Sugano	26-38	5 th	-13.0	8,836
70	6/9	OFF DAY				26-38	5 th	-13.0	
71	6/10	vs. DET	L	5-3	Lee/Povich/Vest	26-39	5 th	-14.0	20,291
72	6/11	vs. DET	W	10-1	Eflin/Mize	27-39	5 th	-14.0	18,630
73	6/12	vs. DET	L	4-1	Skubal/Kremer/Vest	27-40	5 th	-15.0	18,800
74	6/13	vs. LAA	W	2-0	Morton/Kochanowicz/Bautista	28-40	5 th	-14.0	20,204
75	6/14	vs. LAA	W	6-5	Akin/Anderson/Bautista	29-40	5 th	-13.0	26,313
76	6/15	vs. LAA	W	11-2	Povich/Kikuchi	30-40	5 th	-12.0	33,370
77	6/16	at TB	L	7-1	Pepiot/Eflin	30-41	5 th	-12.0	10,046
78	6/17	at TB	W	5-1	Kremer/Littell	31-41	5 th	-11.0	10,046
79	6/18	at TB	L	12-8	Montgomery/Kittredge	31-42	5 th	-11.0	10,046
80	6/19	at TB	W	4-1	Morton/Rasmussen/Bautista	32-42	5 th	-11.0	10,046
81	6/20	at NYY	W	5-3	Blewett/Weaver/Bautista	33-42	5 th	-10.0	47,034
82	6/21	at NYY	L	9-0	Schmidt/Eflin	33-43	5 th	-11.0	46,142
83	6/22	at NYY	L	4-2	Cruz/Baker/Williams	33-44	5 th	-12.0	45,571
84	6/23	vs. TEX	W	6-0	Rogers/Corbin	34-44	5 th	-11.0	13,929
85	6/24	vs. TEX	L	6-5 (10)	Jackson/Dominguez/Garcia	34-45	5 th	-11.0	16,909
86	6/25	vs. TEX	L	7-0	deGrom/Young	34-46	5 th	-12.0	22,828
87	6/26	OFF DAY				34-46	5 th	-12.0	
88	6/27	vs. TB	W	22-8	Sugano/Orze	35-46	5 th	-12.0	20,047
89	6/28	vs. TB	L	11-3	Littell/Eflin	35-47	5 th	-12.0	30,491
90	6/29	vs. TB	W	5-1	Kremer/Bradley	36-47	5 th	-12.0	19,226
91	6/30	at TEX	W	10-6 (10)	Akin/Milner	37-47	5 th	-11.0	27,420
JUNE TOTALS: 16-11				TEAM ERA: 4.05		TEAM AVG: .253			
92	7/1	at TEX	L	10-2	deGrom/Young/Latz	37-48	5 th	-11.0	30,933
93	7/2	at TEX	L	6-0	Evoldi/Sugano/Dunning	37-49	5 th	-11.0	27,636
94	7/3	OFF DAY				37-49	5 th	-11.5	
95	7/4	at ATL	W	3-2	Morton/Strider/Bautista	38-49	5 th	-11.5	40,249
96	7/5	at ATL	W	9-6 (10)	Bautista/Montero/Cano	39-49	5 th	-11.5	37,170
97	7/6	at ATL	W	2-1	Rogers/Holmes/Dominguez	40-49	5 th	-11.5	34,012
98	7/7	OFF DAY				40-49	5 th	-12.0	
99	7/8	vs. NYM	L	7-6 (10)	Díaz/Cano/Brazobán	40-50	5 th	-13.0	35,200
100	7/9	vs. NYM	**POSTPONED**		Rescheduled for 7/10 (DH)	40-50	5 th	-12.5	
101	7/10-1	vs. NYM	W	3-1	Wolfgram/Staneck/Bautista	41-50	5 th	-12.0	25,262
102	7/10-2	vs. NYM	W	7-3	Sugano/Hagenman	42-50	5 th	-11.5	17,961
103	7/11	vs. MIA	W	5-2	Kremer/Cabrera	43-50	5 th	-11.5	22,213
104	7/12	vs. MIA	L	6-0	Junk/Rogers	43-51	5 th	-11.5	34,332
105	7/13	vs. MIA	L	11-1	Pérez/Young	43-52	5 th	-11.5	17,759

7/14 Home Run Derby (Truist Park - Atlanta, GA)									
7/15 MLB All-Star Game (Truist Park - Atlanta, GA)									
7/16-17 All-Star Break									
96	7/18	at TB	L	11-1	Bradley/Morton	43-53	5 th	-12.5	10,046
97	7/19	at TB	L	4-3	Uceta/Domínguez/Fairbanks	43-54	5 th	-13.5	10,046
98	7/20	at TB	W	5-3	Rogers/Pepiot/Bautista	44-54	5 th	-13.5	9,195
99	7/21	at CLE	L	10-5	Bibee/Selby	44-55	5 th	-14.5	21,748
100	7/22	at CLE	L	6-3	Cantillo/Young/Clase	44-56	5 th	-14.5	22,714
101	7/23	at CLE	L	3-2	Gaddis/Selby/Clase	44-57	5 th	-15.5	30,476
102	7/24	at CLE	W	4-3	Morton/Allen/Soto	45-57	5 th	-15.5	26,223
103	7/25	vs. COL	L	6-5	Bird/Kittredge/Halvorsen	45-58	5 th	-16.5	25,090
104	7/26	vs. COL	W	18-0	Rogers/Senzatela	46-58	5 th	-16.5	20,188
105	7/27	vs. COL	W	5-1	Sugano/Gomber	47-58	5 th	-15.5	16,407
106	7/28	vs. TOR	W	11-4	Martin/Bassitt	48-58	5 th	-14.5	20,176
107	7/29-1	vs. TOR	W	16-4	Morton/Lucas	49-58	5 th	-13.5	16,194
108	7/29-2	vs. TOR	W	3-2	Kittredge/Hoffman/Martin	50-58	5 th	-12.5	14,929
109	7/30	vs. TOR	L	9-8	Fluharty/Cano/Hoffman	50-59	5 th	-13.5	17,049
JULY TOTALS: 13-12				TEAM ERA: 4.79		TEAM AVG: .257			
110	8/1	at CHC	L	1-0	Horton/Rogers/Palencia	50-60	5 th	-13.5	40,520
111	8/2	at CHC	W	4-3	Wolfram/Thielbar/Akin	51-60	5 th	-13.5	40,781
112	8/3	at CHC	L	5-3	Palencia/Akin	51-61	5 th	-13.5	39,430
113	8/4	at PHI	L	13-3	Luzardo/Povich	51-62	5 th	-14.5	41,099
114	8/5	at PHI	L	5-0	Walker/Kremer	51-63	5 th	-15.5	43,660
115	8/6	at PHI	W	5-1	Rogers/Suárez	52-63	5 th	-15.5	42,030
8/7		OFF DAY				52-63	5 th	-15.5	
116	8/8	vs. ATH	W	3-2	Sugano/Ginn/Akin	53-63	5 th	-14.5	20,796
117	8/9	vs. ATH	L	11-3	Perkins/Young	53-64	5 th	-14.5	30,078
118	8/10	vs. ATH	L	3-2	Alvarado/Akin	53-65	5 th	-15.5	23,183
8/11		OFF DAY				53-65	5 th	-15.5	
119	8/12	vs. SEA	L	1-0	Kirby/Kremer/Muñoz	53-66	5 th	-16.5	19,356
120	8/13	vs. SEA	W	4-3	Akin/Brash	54-66	5 th	-15.5	17,290
121	8/14	vs. SEA	W	5-3	Sugano/Evans/Enns	55-66	5 th	-15.5	14,083
122	8/15	at HOU	W	7-0	Young/Valdez	56-66	5 th	-15.5	33,654
123	8/16	at HOU	L	5-4 (12)	De Los Santos/Akin	56-67	5 th	-16.5	37,641
124	8/17	at HOU	W	12-0	Kremer/Javier	57-67	5 th	-15.5	36,411
125	8/18	at BOS	W	6-3	Rogers/May	58-67	5 th	-14.5	36,961
126	8/19	at BOS	W	4-3 (11)	Cano/Whitlock/Martin	59-67	5 th	-14.0	37,435
8/20		OFF DAY				59-67	5 th	-14.0	
127	8/21	vs. HOU	L	7-2	Alexander/Young	59-68	5 th	-14.5	18,061
128	8/22	vs. HOU	L	10-7	Okert/Povich/Abreu	59-69	5 th	-15.5	24,224
129	8/23	vs. HOU	L	9-8	Blubaugh/Enns/Abreu	59-70	5 th	-16.5	30,159
130	8/24	vs. HOU	W	3-2	Rogers/Arrighetti/Akin	60-70	5 th	-15.5	19,746
131	8/25	vs. BOS	L	4-3	Fitts/Sugano/Chapman	60-71	5 th	-16.5	15,740
132	8/26	vs. BOS	L	5-0	Giolito/Bradish	60-72	5 th	-16.5	14,776
133	8/27	vs. BOS	L	3-2	Weissert/Akin/Chapman	60-73	5 th	-17.5	16,790
134	8/28	vs. BOS	L	3-2	Hicks/Garcia/Matz	60-74	5 th	-18.0	15,374
135	8/29	at SF	L	15-8	Bivens/Kremer	60-75	5 th	-18.0	40,043
136	8/30	at SF	W	11-1	Rogers/Seymour	61-75	5 th	-17.0	37,711
137	8/31	at SF	L	13-2	Verlander/Sugano/Bivens	61-76	5 th	-18.0	39,220
AUGUST TOTALS: 11-17				TEAM ERA: 4.13		TEAM AVG: .228			
138	9/1	at SD	W	4-3	Enns/Adam/Akin	62-76	5 th	-17.0	45,586
139	9/2	at SD	W	6-2	Wells/Darvish	63-76	5 th	-17.0	42,536
140	9/3	at SD	4:10 PM	MASN2					
9/4		OFF DAY							
141	9/5	vs. LAD	7:05 PM	MASN					
142	9/6	vs. LAD	7:05 PM	MASN					
143	9/7	vs. LAD	1:35 PM	MASN					
9/8		OFF DAY							
144	9/9	vs. PIT	6:35 PM	MASN					
145	9/10	vs. PIT	6:35 PM	MASN					
146	9/11	vs. PIT	1:05 PM	MASN					
147	9/12	at TOR	7:07 PM	MASN2					
148	9/13	at TOR	3:07 PM	MASN2					
149	9/14	at TOR	1:37 PM	MASN2					
150	9/15	at CWS	7:40 PM	MASN2					
151	9/16	at CWS	7:40 PM	MASN2					
152	9/17	at CWS	2:10 PM	MASN2					
153	9/18	vs. NYY	7:15 PM	FOX					
154	9/19	vs. NYY	7:05 PM	MASN					
155	9/20	vs. NYY	7:05 PM	MASN					
156	9/21	vs. NYY	1:35 PM	MASN					
9/22		OFF DAY							
157	9/23	vs. TB	6:35 PM	MASN2					
158	9/24	vs. TB	6:35 PM	MASN2 FS1*					
159	9/25	vs. TB	1:05 PM	MASN					
160	9/26	at NYY	7:05 PM	MASN					
161	9/27	at NYY	1:05 PM	MASN					
162	9/28	at NYY	3:05 PM	MASN					
SEPTEMBER TOTALS: 2-0				TEAM ERA: 2.00		TEAM AVG: .288			
*Indicates home sellout									
^Indicates out-of-market broadcast									
Pitchers in CAPS indicates complete game									
All times listed are Eastern									
MASN and MASN2 games can also be streamed locally via MASN+									
All games broadcast on the Orioles Radio Network and 98 Rock 97.9 FM/HD2 & WBAL NewsRadio 1090 AM/101.5 FM									
<div><div></div><div></div></div> <div><div></div><div></div></div>									
DELAYS & POSTPONEMENTS									
DATE	OPPONENT (Reason)			TIME (Delay)		RESULT			
8/14	vs. SEA (rain)			2:18 (top 6 th)		W, 5-3			
8/13	vs. SEA (inclement weather)			1:40 (pregame)		W, 4-3			
7/27	vs. COL (inclement weather)			0:28 (pregame)		W, 5-1			
7/20	at TB (rain)			2:36 (top 7 th)		W, 5-3			
7/13	vs. MIA (inclement weather)			1:38 (pregame)		L, 11-1			
7/9	vs. NYM (inclement weather)			Postponed		Rescheduled for a DH on 7/10			
7/8	vs. NYM (inclement weather)			0:46 (pregame)		L, 7-6			
6/19	at TB (inclement weather)			0:10 (pregame)		W, 4-1			
6/13	vs. LAA (rain)			2:16 (pregame, bottom 5 th)		W, 2-0			
5/28	vs. STL (rain)			0:31 (pregame)		L, 6-4			
5/24 (G1)	at BOS (rain)			0:26 (pregame)		L, 6-5			
5/23 (G2)	at BOS (rain)			Postponed		Rescheduled for a DH on 5/24			
5/22	at BOS (rain)			Postponed		Rescheduled for a DH on 5/23			
5/16	vs. WSH (inclement weather)			0:12 (pregame)		L, 4-3			
5/13	vs. MIN (inclement weather)			Postponed		Rescheduled for a DH on 5/14			
5/3	vs. KC (rain)			0:57 (top 2 nd)		L, 0-0			
4/25	at DET (inclement weather)			Postponed		Rescheduled for a DH on 4/26			
4/11	vs. TOR (rain)			Postponed		Rescheduled for a DH on 7/29			
TOTAL TIME OF DELAYS: 13:58									
COLDEST GAME TIME TEMPERATURE: 45 degrees, April 5 at Kansas City (W, 8-1)									
WARMEST GAME TIME TEMPERATURE: 100 degrees, 2x, last: June 24 vs. Texas (L, 6-5 [10])									