

BALTIMORE ORIOLES (48-58) vs. TORONTO BLUE JAYS (63-44)

Game 1: RHP Charlie Morton (6-8, 5.48) vs. LHP Easton Lucas (3-2, 5.82)

Game 2: TBA vs. LHP Eric Lauer (6-2, 2.61)

Tuesday, July 29, 2025 • 12:35 p.m. ET & 6:35 p.m. ET • Oriole Park at Camden Yards • Baltimore, MD

TV: MASN • Radio: 98 Rock 97.9 FM/HD2 & WBAL NewsRadio 1090 AM/101.5 FM

Games No. 107, 108

Home Games No. 52, 53

O's AT A GLANCE	
Overall	48-58
Home	25-26
Road	23-32
Day	23-23
Night	25-35
Current Streak	W3
Last 5 Games	4-1
Last 10 Games	5-5
March	3-2
April	9-16
May	9-18
June	16-11
July	11-11
August	-
September	-
vs. LHSP	14-18
vs. RHSP	34-40
Series Opener	18-17
Series Opener at Home	11-7
Series Opener on Road	7-10
By Series	10-20-4
By Home Series	7-9-1
By Road Series	3-11-3
Rubber Games	6-12
Sweeps/Were Swept	4-4
Scored First	35-20
Opponent Scored First	13-38
1-run games	13-13
Comeback Wins	20-27
Last AB Wins	4-11
Walkoff Wins	0-1
Extra Innings	3-4
Led After 6	40-7
Led After 7	42-7
Led After 8	46-0
Tied After 6	4-6
Tied After 7	4-6
Tied After 8	2-5
Behind After 6	4-45
Behind After 7	2-45
Behind After 8	0-53
vs. AL Teams	35-41
vs. AL East	15-15
vs. AL Central	9-19
vs. AL West	11-7
vs. NL Teams	13-17
vs. NL East	7-8
vs. NL Central	3-6
vs. NL West	3-3
Hit 0 HR	8-27
Hit 1+ HR	40-31
Hit 2+ HR	22-12
Scored 3 or Fewer Runs	10-41
Scored 4 or More Runs	38-17
Allowed 3 or Fewer Runs	36-3
Allowed 4 or More Runs	12-55
More Hits than Opponent	33-11
Fewer Hits than Opponent	14-43
Committed No Errors	35-28
Committed 1 or More Errors	13-30
Starter Goes at least 5 inn	38-29
Starter Goes at least 6 inn	26-10
Starter Goes at least 7 inn	9-3

BIRDLAND BITES: The Orioles continue a six-day, seven-game homestand today against the Rockies (2-1) and Blue Jays (1-0, 3 to play)...The Birds have won three straight games for the first time since July 10-11, having last won four in a row during a season-best six-game winning streak from May 30-June 5...Entering play today, the O's sit 14.5 games behind the Blue Jays in the AL East and 8.0 games back of a Wild Card spot.

- ✎ Baltimore has three straight wins by 4+ runs for the first time since September 27-29, 2024 (3 G)...The O's last did so in four straight in a single season from August 23-26, 2011 (4 G) and in five straight from July 12-16, 1998 (5 G).
- ✎ Last night, Baltimore's six-nine hole hitters each tallied a home run (Laureano, Cowser, Mullins, Mayo), going a combined 8-for-14 (.571) with five extra-base hits (2B, 4 HR) and eight RBI with only one strikeout.
- ✎ The Birds plated 11 runs, marking their seventh double-digit scoring output of the year (last: 18 R, 7/26 vs. COL)...It marks the second such performance against Toronto this year (12 R, 3/27), signaling the only opponent the O's have scored 10+ runs against multiple times.
- ✎ Prior to last night's victory, the Orioles were 2-30 this while allowing 11+ hits.

DOUBLE DIP: Baltimore is set to play its fifth doubleheader of the season...The Birds swept the Mets in their last twin bill on July 10, while splitting two with the Red Sox at Fenway Park on May 24...Baltimore was swept in each of its first two doubleheaders of the season on April 26 at Detroit and May 14 vs. Minnesota.

- ✎ The pair of July 10 wins snapped Baltimore's streak of 29 straight doubleheaders without a sweep, which was the longest active run in the majors and the longest since the Atlanta Braves failed to sweep a doubleheader in 31 tries from 1972-74, per the *Elias Sports Bureau*.
- ✎ The O's and Blue Jays last doubleheader was exactly one year ago, splitting the twin bill at Camden Yards.
- ✎ Baltimore has not swept Toronto in a doubleheader since September 29, 2004 and was last swept by the Jays on September 5, 2022.

TYLER THE CREATOR: Tyler O'Neill has homered in a career-high-tying three straight games (4x, last: 9/24 [G1]-25/21)...He can become the first Oriole to homer in four straight since **Gunnar Henderson** (4 G, 5/17-20/24).

- ✎ He has hit safely in seven of his last nine games since July 11, slashing .313/.371/.688 (10-for-32) with three doubles, three home runs, six RBI, and three walks against three strikeouts.

SEEING BLUE: **Adley Rutschman** has reached base safely in 23 of his last 24 games vs. Toronto since August 1, 2023, including hits in 21 of the contests, slashing .350/.398/.650 (35-for-100) with six doubles, eight home runs, 21 RBI, and 22 runs during that stretch...Seven of his 10 hits against the Blue Jays this season have gone for extra-bases (4 2B, 3 HR).

- ✎ His 1.008 career OPS vs. Toronto is the second highest by an Oriole in franchise history (since 1954), trailing **Harold Baines** (1.071 OPS).

PLAYING THE LONG GAME: Baltimore has homered in nine straight games since July 20, the longest active streak in the majors...The nine-game run is the O's second-longest stretch of the season behind an 11-game run from June 10-20.

- ✎ The Birds have recorded multiple home runs in 11 straight home games vs. the Blue Jays since August 23, 2023...It marks the longest such home streak in franchise history (since 1954), per the *Elias Sports Bureau*.
- ✎ The only other club in MLB history to homer in 11 straight home games against a single opponent was the Marlins vs. Nationals (11 G, 8/22/06-9/12/07), per the *Elias Sports Bureau*...No team has ever done so in 12 straight games.

RUN AND GUNN: **Gunnar Henderson** is batting .308/.388/.477 (53-for-172) with 13 doubles, two triples, four home runs, 27 runs scored, and 23 RBI in 49 games since June 1.

- ✎ During the 49-game period, Henderson is batting .317 (26-for-82) off fastballs (4-seam, 2-seam, cutter).
- ✎ He has recorded 1+ run and 1+ walk in three straight games for the first time since a career-best four-game run from July 28-31, 2024.
- ✎ Henderson currently leads Baltimore in doubles (24), triples (4), and hits (104)...He is looking to become the first Oriole to lead the team in all three categories in consecutive seasons since **Brooks Robinson** (1960-62), per *Stats Perform*.

EXTRA-EXTRA! **Alex Jackson** is the first Oriole in the expansion era whose first seven hits for the team have gone for extra bases (4 2B, 3 HR), per the *Elias Sports Bureau*...The last player in MLB to accomplish the feat was TOR's Rowdy Tellez (2018) and the last player with each of their first eight hits with a club to go for extra bases was ATL's Brandon Synder (8 XBH, 2016).

FIREMEN: Baltimore relievers own an MLB-best 19.1 percent inherited scored rate (30 IRS/151 IR), ahead of New York-AL (26.0%)...**Keegan Akin** (4.2%, 1 IRS/24 IR) and **Seranthony Dominguez** (5.0%, 1 IRS/20 IR) have the two best inherited runners scored percentage in the majors...No other qualified MLB reliever is under 12.0%.

- ✎ Both Akin's and Dominguez's marks would set the single season franchise record (since 1954), currently held by **Mark Thurmond** (10.5%, 1988)...Since 1974, only five relievers have finished a full season with an inherited scored rate below 5.0 percent during the year (excluding 2020, 1981, 1995, & 1994): SF's Josh Osich in 2016 (4.7%), HOU's Wilton Lopez in 2010 (3.0%), and AZ's Jorge De La Rosa in 2017 (3.0%).
- ✎ As a club, the 19.1 percent mark would be the lowest in a full-season in franchise history, ahead of 2014 (24.8%).

CRAZY 8'S: The Orioles have won their last 118 games when leading at the end of the 8th inning, the second-longest streak in franchise history...Baltimore's longest run was from May 1997-September 1998 (135 straight), per *Stats Perform*.

- ✎ The Birds are one of four teams in 2025 that have yet to win a game when trailing after eight innings, joining the Mets, Pirates, and White Sox...Baltimore's last such victory came on May 15, 2024 vs. Toronto (trailed 2-1, won 3-2).

HOMETOWN TURNAROUND: Since May 30, Baltimore is 16-9 at home, outscoring its opponents 144-96 (+48)...In their first 26 games at Camden Yards, the O's went 9-17 and were outscored 167-111 (-56).

- ✎ In their first 26 home games, Oriole starters compiled a 6.93 ERA (96 ER/124.2 IP) and permitted 36 homers, but have since tallied a 3.65 ERA (54 ER/133.0 IP) and allowed 18 long balls across 25 contests.
- ✎ The Birds have hit 77 homers in 51 games at Camden Yards this season, third most by any team at their home ballpark behind the Dodgers (99 HR/56 G) and Yankees (90 HR/53 G).

O's vs. BLUE JAYS		
Current Streak		W1
2025 Record		4-3
at Oriole Park at Camden Yards		2-1
at Rogers Centre		2-2
All-Time (since 1977)		343-396
at Home		190-176
on Road		152-220
2025 Schedule		
Date	Score	Win/Loss/Save
3/27	W, 12-2	Eflin/Berrios
3/28	L, 8-2	Gausman/Morton
3/29	W, 9-5	Kremer/Lovelady
3/30	L, 3-1	Bassitt/Sugano/Hoffman
4/12	W, 5-4	Baker/Francis/Bautista
4/13	L, 7-6 (10)	Hoffman/Bowman
7/28	W, 11-4	Martin/Bassitt
7/29-G1		12:35 p.m. ET
7/29-G2		6:35 p.m. ET
7/30		12:35 p.m. ET
9/12		7:07 p.m. ET
9/13		3:07 p.m. ET
9/14		1:37 p.m. ET
Indicates Home		

O's AT HOME	
Record	25-26
Team AVG/OBP/SLG	.259/.320/.456
Fielding Errors	22
Team ERA	4.95 (254 ER/462.0 IP)
Starters ERA	5.24 (150 ER/257.2 IP)
Bullpen ERA	4.58 (104 ER/204.1 IP)
Saves/Opps	12/17
Best Homestand	.667 (4-2), 2x, last: 6/10-15
Worst Homestand	.000, 5/13-18 (0-6)

GOING, GOING, GONE	
Most Consecutive Games with 1+ Home Run, MLB (Active)	
1. Baltimore Orioles	9 G
2. Chicago White Sox.....	8 G
3. Kansas City Royals	5 G
Seattle Mariners.....	5 G

BIRDS OF A FEATHER	
Highest Career OPS vs. Toronto, Active Players (Min. 200 PA)	
1. Mike Trout (LAA)	1.036
2. Aaron Judge (NYY).....	1.022
3. Adley Rutschman (BAL)	1.008
4. Willy Adames (SF).....	.970
5. Mookie Betts (LAD)959

RISPY BUISNESS	
Highest Batting Average with Runners in Scoring Position Since June 1	
1. Gunnar Henderson (BAL)500
2. Xavier Edwards (MIA)457
3. Nick Kurtz (ATH)441
4. Nolan Schanuel (LAA)426
5. Elly De La Cruz (CIN)413

THIS DATE IN O'S HISTORY	
July 29, 2014 - Manny Machado's 12 th inning homer produces a 7-6 walk-off win over the Angels. It is the first career walk-off homer for Machado, who had two hits and two RBI. Nick Markakis had two hits and three RBI for the Orioles as the bullpen held the Angels to three hits over the final 5.1 innings.	

UPCOMING SCHEDULE					
DATE	OPPONENT	TIME	ORIOLES STARTER	OPPONENT STARTER	TV
July 30	TORONTO	12:35 p.m. ET	RHP Dean Kremer (8-7, 4.23)	RHP José Berrios (7-4, 3.83)	MASN
July 31	OFF DAY				
MASN and MASN2 games can also be streamed locally via MASN±...All games broadcast on the Orioles Radio Network and 98 Rock 97.9 FM/HD2 & WBAL NewsRadio 1090 AM/101.5 FM					

#50CHARLIE MORTONRHP



6-8, 5.48 ERA

HT: 6-5
DOB: 11/12/83
Bats: R

WT: 215
Age: 41
Throws: R

PITCH TYPE (2025)	USAGE	AVG. VELOCITY
Curveball	39.0%	81.4 mph
Fastball	29.6%	94.2 mph
Sinker	14.0%	94.0 mph
Changeup	10.2%	87.5 mph
Cutter	7.1%	88.4 mph

QUICK HITS: Morton is making his 23rd appearance (17 GS) of the season...Pitched in his 400th career game on June 19 at Tampa Bay...His 398 career starts are the fourth most among active players behind SF's Justin Verlander (543 GS), TOR's Max Scherzer (464 GS), and LAD's Clayton Kershaw (441 GS)...At 41 years, 142 days old in his home debut, became the oldest Orioles pitcher to record 10 strikeouts in a game in franchise history (since 1954), per [@SlangOnSports](#)...Signed a one-year contract with the Orioles on January 3, 2025...Made 30 starts with the Braves in 2024, going 8-10 with a 4.19 ERA (77 ER/165.1 IP) on 154 hits (23 HR), 85 total runs, 65 walks, and 18 hit batters with 167 strikeouts...Was on Atlanta's 2024 NLWC roster, but did not appear in a game...Has been part of World Series Championship teams with Atlanta (2021) and Houston (2017)...Closed out the Astros' title with 4.0 scoreless relief innings in Game 7 on November 1, 2017 at Los Angeles-NL.

LAST TIME OUT: Earned the victory on July 24 at Cleveland after throwing a season-high-tying 6.2 innings (also 6/1 vs. CWS), allowing three runs on five hits (2 HR) and four walks with seven strikeouts...Threw 107 pitches, 74 strikes, both marking season highs
⚡ The 107 pitches thrown were his most since August 23, 2023 at New York-NL (109 P).
⚡ Has permitted two home runs in back-to-back outings after allowing two homer only once in his first 20 appearances (14 GS).
⚡ Both long balls were solo shots by Steven Kwan

BIRDS FLY SOUTH: Morton is set to make his 11th career start against Toronto, having gone 2-3 with a 4.42 ERA (27 ER/55.0 IP)...Took the loss in his lone start this season on March 28 at Rogers Centre, allowing four runs on seven hits and one walk with three strikeouts across 3.1 innings.

TRAFFIC PATTERNS: He has issued 3+ walks in each of his last three starts after issuing two free passes or fewer in his previous 13 appearances (8 GS) from April 29-July 4.
⚡ His 1.54 WHIP is tied for sixth highest in MLB (min. 75. 0 IP), including tied for second highest in the AL ahead of LAA's Jack Kochanowicz (1.62 WHIP), while his 10.3 percent walk rate is eight highest in MLB (min. 75.0 IP).
⚡ His July 24 start at Cleveland marked his first victory while issuing 4+ walks since August 11, 2023 at New York-NL (5.0 IP, 3 H, 0 R, 7 BB, 4 K).

FRIENDLIER CONFINES: Morton owns a 4.70 ERA (27 ER/51.2 IP) in 12 home appearances (8 GS), compared to a 6.39 ERA (31 ER/43.2 IP) across 10 road outings (8 GS)
⚡ Over his last nine appearances (5 GS) at Camden Yards since April 29, he is 3-0 with a 2.29 ERA (10 ER/39.1 IP) after opening the year 0-3 with a 12.41 ERA (17 ER/12.1 IP).
⚡ The 6.39 road ERA is seventh-highest in MLB (min. 40.0 IP).

HIT ME WITH YOUR BEST SHOT: He is the second pitcher since 1900 with 195 hit batters, trailing Walter Johnson (207), per the *Elias Sports Bureau*...The next closest active player is ATL's Chris Sale (126).
⚡ Morton has hit nine batters this season, the most by an Oriole since Jorge López in 2021 (10 HBP)...The nine hit batters are ninth most in MLB.

STRIKE A POSE: Morton struck out eight batters in the first three innings in his start on June 13 vs. Los Angeles-AL...According to [@SlangOnSports](#), at 41 years and 213 days, Morton became the oldest pitcher since at least 1974 with 8+ strikeouts in the first three innings of a game...The only other 40+ year old to do so in that span is HOU's Nolan Ryan on June 28, 1987 at San Diego (40y, 148d)...Morton fanned 10 batters in that game for the second time this season (also 4/3 vs. BOS)...He's the first MLB pitcher at least 40 years old to have multiple 10+ strikeout games since TB's Rich Hill in 2021 (also 2)...No pitcher over 40 has struck out double-digit batters in three games in one season since AZ's Randy Johnson in 2008 (3 G)...No other Oriole has 10+ strikeouts in a game this season.

AHEAD OF THE CURVE: In 13 appearances (10 GS) since May 10, he has limited the opposition to a .189/.272/.287 (23-for-122) clip on his curveball after they hit .357/.420/.667 (15-for-42) on the offering through his first nine outings (6 GS).
⚡ Of his 99 strikeouts this season, 58 have come via the curveball (58.9%).
⚡ Morton has thrown curveballs on 43.3 percent of his pitches (389-of-918) in 10 games, all starts, since May 26 after entering that game having used the pitch 35.1 percent of the time (272-of-776) in his first 12 appearances (6 GS) of the year.

LIKE FINE WINE: In his Orioles debut, at 41 years, 136 days old, Morton became the oldest pitcher in franchise history to start a game for the Orioles, surpassing **Orlando Peña** (39y, 177d) on May 13, 1973 (G1) at New York-AL...The oldest pitcher to ever appear in a game in club history is **Jesse Orosco** (42y, 160d) on September 28, 1999 at New York-AL.

2025 & CAREER SPLITS

2025						CAREER					
	W-L	ERA	G/S	IP	ER	W-L	ERA	G/S	IP	ER	
Home	3-3	4.70	12/8	51.2	27	79-60	3.54	207/202	1158.2	454	
Road	3-5	6.39	10/8	43.2	31	65-71	4.68	198/196	1062.1	552	
Day	3-2	4.83	9/6	41.0	22	33-53	4.84	130/126	682.1	367	
Night	3-6	5.96	13/9	54.1	36	111-78	3.74	275/272	1538.2	639	

	AVG	AB	H	HR	BB	K	AVG	AB	H	HR	BB	K
vs. Left	.262	195	51	8	31	59	.254	3987	1014	119	476	1150
vs. Right	.287	178	51	7	14	40	.246	4394	1079	99	356	996
TOTALS	.273	373	102	15	45	99	.250	8381	2093	218	832	2146

RUN SUPPORT
(as starter in '25)

0 Runs	4
1 Run	2
2 Runs	4
3 Runs	3
4 Runs	2
5 Runs	1
6 Runs	--
7 Runs	--
8 Runs	--
9 Runs	--
10+ Runs	--
Total	32
RSA/9	3.65

RUNS ALLOWED BY
INNING ('25)

1 st	10
2 nd	5
3 rd	18
4 th	8
5 th	10
6 th	6
7 th	1
8 th	2
9 th	--
Total	60

MISCELLANEOUS
2025 STATS

WHIP	1.54
K/9	9.35
BB/9	4.25
QS	5
#P/IP	17.8
Opponents	
AVG	.273
OBP	.360
SLG	.448
OPS	.808

2025 HIGHS

Innings: 6.2, 2x, last: 7/24 at CLE
Hits: 8, 7/18 at TB
Runs: 7, 2x, last: 7/18 at TB
Earned Runs: 7, 2x, last: 7/18 at TB
Strikeouts: 10, 2x, last: 6/13 vs. LAA
Walks: 5, 2x, last: 4/26 (G2) at DET
Home Runs: 2, 3x, last: 7/24 at CLE
Winning Streak: 5, 5/26-7/4
Losing Streak: 7, 3/28-5/26
Shortest Start: 2.1 IP, 2x, last: 6/7 at ATH
Pitches Thrown: 107, 7/24 at CLE
Low-Hit CG: --

CAREER HIGHS

Innings: 9.0, 3x, last: 5/18/11 at CIN
Hits: 12, 5/27/24 vs. WSH
Runs: 10, 8/14/09 at CHC
Earned Runs: 10, 8/14/09 at CHC
Strikeouts: 14, 5/12/18 vs. TEX
Walks: 7, 8/11/23 at NYM
Home Runs: 4, 8/8/24 vs. MIL
Winning Streak: 6, 9/16/14-6/16/15
Losing Streak: 7, 3/28-5/26
Shortest Start: 0.2 IP, 2x, last: 5/7/21 vs. PHI
Pitches Thrown: 119, 9/30/09 at CHC
Low-Hit CG: 4, 9/30/09 at CHC

MORTON vs. TOR

PLAYER	AVG	AB	H	HR	RBI
Barger	.--	--	--	--	--
Bichette	.278	18	5	1	2
Clement	.--	--	--	--	--
Guerrero Jr.	.400	15	6	0	0
Heineman	.000	1	0	0	0
Jiménez	.--	--	--	--	--
Loperfido	.--	--	--	--	--
Lukes	.000	1	0	0	1
Roden	.000	1	0	0	1
Sánchez	.--	--	--	--	--
Schneider	.--	--	--	--	--
Springer	.400	10	4	1	2
Straw	.--	--	--	--	--

LUCAS vs. BAL

PLAYER	AVG	AB	H	HR	RBI
Carlson	.--	--	--	--	--
Cowser	.--	--	--	--	--
Henderson	.--	--	--	--	--
Holliday	.--	--	--	--	--
Jackson	.--	--	--	--	--
Laureano	.--	--	--	--	--
Mayo	.--	--	--	--	--
Mullins	.--	--	--	--	--
O'Hearn	.--	--	--	--	--
O'Neill	.--	--	--	--	--
Rutschman	.--	--	--	--	--
Urías	.--	--	--	--	--
Westburg	.--	--	--	--	--

MORTON'S 2025 GAMES

DATE	OPP	SCORE	WHEN LEFT	DEC	IP	H	R	ER	BB	K	HR	PIT	STR
3/28	at TOR	2-8	2-4	L	3.1	7	4	4	1	3	0	80	48
4/3	vs. BOS	4-8	3-5	L	5.0	6	5	5	2	10	2	98	63
4/8	at AZ	3-4	2-4	L	5.0	4	4	4	5	4	1	87	51
4/15	vs. CLE	3-6	0-4	L	5.0	7	5	5	3	2	1	88	50
4/20	vs. CIN	2-24	1-6	L	2.1	7	7	7	4	2	1	68	36
4/26 (G2)	at DET	2-6	2-3	L	3.2	3	3	3	5	3	1	80	42
4/29	vs. NYY	3-15	2-13	ND	2.1	3	1	0	1	2	0	43	28
5/4	vs. KC	6-11	6-9	ND	1.0	3	2	2	0	0	1	24	15
5/7	at MIN	2-5	2-3	L	4.0	4	3	3	1	2	1	70	41
5/10	at LAA	2-5	1-5	ND	2.0	0	0	0	0	2	0	30	20
5/14 (G2)	vs. MIN	6-8	6-5	ND	3.0	2	1	1	1	4	1	46	32
5/17	vs. WSH	6-10	0-7	ND	4.1	2	1	1	1	6	0	62	43
5/26	vs. STL	5-2	5-2	W	6.0	4	2	2	2	5	1	86	58
6/1	vs. CWS	3-2	3-1	W	6.2	6	1	0	1	7	0	100	66
6/7	at ATH	1-4	4-7	ND	2.1	6	4	4	4	5	0	76	42
6/13	vs. LAA	2-0	2-0	W	5.0	5	0	0	1	10	0	78	57
6/19	at TB	4-1	4-1	W	6.0	6	1	1	0	7	0	84	60
6/24	vs. TEX	5-6 (10)	0-3	ND	5.0	4	3	3	2	3	0	100	65
7/4	at ATL	3-2	3-2	W	5.1	6	2	2	1	7	1	97	66
7/10	vs. NYM	3-1	0-1	ND	6.0	4	1	1	3	4	0	104	70
7/18	at TB	1-11	0-6	L	5.1	8	7	7	3	4	2	86	56
7/24	at CLE	4-3	4-3	W	6.2	5	3	3	4	7	2	107	74
TOTALS					6-8	95.1	102	60	58	45	99	1694	1083 (63.9%)

TONIGHT'S GAME 2 STARTER: TBA

Tonight's Game 2 starter has yet to be announced.

BIRDS IN THE BULLPEN



PITCHER	LAST OUTING	DEC.	IP	H	R	ER	BB	K	RETIRED/1 ST BF	IR/SCORED	SV/OPP	INNINGS-HIGH	STRIKEOUTS-HIGH
Akin	6/30 at TEX	W, BS	1.0	2	3	2	0	0	26/36	24/1	0/3	2.0 (2x, last: 5/14 vs. MIN)	3 (2x, last: 4/30 vs. NYY)
Cano	7/27 vs. COL	HLD	1.0	0	0	0	2	1	28/42	10/3	1/3	1.1 (4/13 vs. TOR)	3 (2x, last: 6/21 at NYY)
Domínguez	7/27 vs. COL	ND	1.0	1	0	0	0	1	29/43	20/1	2/5	1.2 (2x, last: 6/30 at TEX)	3 (4x, last: 6/30 at TEX)
Hiraldo	7/26 vs. COL	ND	1.0	0	0	0	0	0	1/2	2/1	--	1.1 (5/27 vs. STL)	1 (5/27 vs. STL)
Kittredge	7/27 vs. COL	HLD	1.0	1	0	0	0	2	24/29	6/2	--	2.0 (6/21 at NYY)	3 (7/25 vs. COL)
Martin	7/28 vs. TOR	W	1.2	1	0	0	0	4	5/6	7/0	--	1.2 (7/28 vs. TOR)	4 (7/28 vs. TOR)
Strowd	7/28 vs. TOR	ND	1.0	0	0	0	1	0	3/5	-/-	--	2.0 (6/27 vs. TB)	2 (7/26 vs. COL)
Wolfram	7/28 vs. TOR	ND	1.0	1	0	0	0	0	4/8	2/2	--	2.0 (2x, last: 7/21 at CLE)	4 (7/10 [G1] vs. NYM)
Young	7/22 at CLE	L	4.1	4	3	3	3	3	-/-	-/-	--	5.1 (7/8 vs. NYM)	6 (2x, last: 7/8 vs. NYM)
2025 TOTALS	4.61 ERA	15-21	396.0	379	222	203	181	423	263/368	151/30	25/38	7.0 (Kremer, 6/12 vs. DET)	8 (Kremer, 6/12 vs. DET)

45 • KEEGAN AKIN • LHP**3-0 • 3.32 ERA • 39 G (3 GS)**

WHIP: 1.42

K/9: 9.00

BB/9: 4.26

vs. ALL: .250 (36-for-144)

vs. LHB: .313 (20-for-64)

vs. RHB: .200 (16-for-80)

⚡ Reinstated from the 15-day Injured List yesterday after missing the last 21 games with left shoulder inflammation...Made three rehab appearances between Triple-A Norfolk (2 G) and the FCL Orioles (1 G)

⚡ Charged with his third blown save of the season on 6/30 at TEX after surrendering a game-tying, three-run homer to Adolis García in the 10th inning...Earned the win after the O's scored four runs in the 11th

⚡ Has allowed nine hits over his past four outings (4.1 IP) after only allowing six hits in his prior 10 games from 5/31-6/22 (8.1 IP)

⚡ Opponents are 2-for-36 with 10 strikeouts against his changeup and 11-for-40 (.275) with 12 strikeouts against his slider, compared to 23-for-68 (.338) with 16 punchouts off his fastball, his most-utilized offering (52.0%)

⚡ His 4.2 percent inherited runner scored rate (1 IRS, 24 IR) leads MLB ahead of teammate Seranthony Domínguez (5.0%)

⚡ Owns a 1.50 ERA (3 ER/18.0 IP) in 18 away games (2 GS) this year compared to a 4.95 ERA (11 ER/20.0 IP) in 21 home games (1 GS)

⚡ Made his third start of the season (28th career) on 6/12 vs. DET, allowing one hit and one walk with two strikeouts in 1.0 scoreless inning...Has not allowed a run as a starting pitcher this season (3.2 IP)

⚡ Has a 34.9 percent ground ball rate, the lowest of his career (min. 10 G), and a 65.1 percent air rate, the highest mark of his career

78 • YENNIER CANO • RHP**1-5 • 1 SV • 4.42 ERA • 42 G**

WHIP: 1.39

K/9: 9.33

BB/9: 3.44

vs. ALL: .268 (37-for-138)

vs. LHB: .300 (18-for-60)

vs. RHB: .244 (19-for-78)

⚡ Tallied his 14th hold of the season on 7/27 vs. COL, allowing a season-high-tying two walks (also 5/8 at MIN) while striking out one batter in 1.0 inning...Has posted a 3.60 ERA (4 ER/10.0 IP) across 10 July outings after recording a 7.88 ERA (14 ER/16.0 IP) in his previous 20 games from 5/4-6/21

⚡ Has a 3.54 walks per nine innings over the last two seasons after posting a 1.61 mark in 2023

⚡ Opponents are batting .298 (14-for-47) against him with no outs and 6-for-19 (.316) with runners in scoring position and two outs

⚡ Has limited opponents to a .206 (13-for-63) clip with a homer and 14 strikeouts against his sinker, while opponents are hitting .424 (14-for-33) with five extra-base hits (3 2B, 2 HR) off his changeup

⚡ Is holding opposing hitters to a .167 average (7-for-42) and .357 OPS when ahead in the count compared to a .441 average (15-for-34) and 1.281 OPS when behind

⚡ One through three-hole batters have gone 18-for-58 (.310) while eight and nine-hole hitters are 10-for-33 (.303)...Batters in the four through seven holes are 9-for-47 (.191) off him

⚡ On 7/5 at ATL, secured his first save since 8/3/24 at CLE

⚡ Recalled from Triple-A Norfolk on 7/2...Marked his first stint in the minors since 4/13/23...Allowed one run in two games (2.0 IP)

56 • SERANTHONY DOMÍNGUEZ • RHP**2-3 • 2 SV • 3.24 ERA • 43 G**

WHIP: 1.34

K/9: 11.66

BB/9: 5.18

vs. ALL: .212 (32-for-151)

vs. LHB: .306 (22-for-72)

vs. RHB: .127 (10-for-79)

⚡ Made his team-leading 43rd appearance on 7/27 vs. COL, allowing one hit and striking out one in 1.0 inning...Has surrendered 10 hits over his past eight games after allowing 10 hits in his previous 17 games from 5/23 [G1]-6/30

⚡ Has allowed seven runs (3 ER) in 11 appearances (11.0 IP) since 6/24...Did not yield a run in 12 games (12.2 IP) before this stretch from 5/26-6/22

⚡ His .127 (10-for-79) clip against right-handed batters is the third lowest in the majors (min. 70 BF) behind MIN's Brock Stewart (.104) and TEX's Shawn Armstrong (.123)...On 7/6 at ATL, earned the save but allowed a homer to Sean Murphy on an 0-2 pitch, his first surrendered to a righty this season

⚡ His 5.0 percent inherited runner scored rate (1 IRS, 20 IR) is second lowest in MLB behind teammate Keegan Akin (4.2%)

⚡ His .132 (7-for-53) opponent average with runners in scoring position is the sixth lowest in MLB (min. 50 BF)

⚡ Has a 52.9 percent whiff rate on his sweeper and a 51.4 percent mark on his split-finger, the fifth and sixth-best on single pitches in MLB this year (min. 100 P)

⚡ His 13.7 percent walk rate is tied for the seventh among AL relievers

⚡ Did not allow an earned run in a career-high-tying 15 straight games from 5/26-6/30 (also 4/18 [G1] -5/21/23)

⚡ Has allowed a .313/.421/.531 (20-for-64) slash line to opposing hitters with the bases empty compared to a .138/.242/.161 (12-for-87) with runners on base

76 • YARAMIL HIRALDO • RHP**0-0 • 0.00 ERA • 2 G**

WHIP: 0.43

K/9: 3.86

BB/9: 0.00

vs. ALL: .125 (1-for-8)

vs. LHB: .000 (0-for-2)

vs. RHB: .167 (1-for-6)

⚡ Recalled from Triple-A Norfolk prior to today's doubleheader...Marks his fourth stint on the active roster

⚡ Spun 1.0 perfect inning on 7/26 vs. COL...Has only allowed one of eight total batters to reach base across his two MLB outings

⚡ Became the sixth Oriole this season to make their major league debut on 5/27 vs. STL, allowing one hit and striking out one batter in 1.1 innings...Struck out C Iván Herrera for his first career punchout

⚡ Owns a 1-0 record with a 4.19 ERA (18 ER/38.2 IP), 1.16 WHIP, and 52 strikeouts against nine walks in 25 games (1 GS) split between High-A Aberdeen (3 G), Double-A Chesapeake (2 G), and Triple-A Norfolk (20 G, 1 GS)

39 • ANDREW KITTREDGE • RHP**1-2 • 3.68 ERA • 29 G**

WHIP: 1.09

K/9: 9.20

BB/9: 2.15

vs. ALL: .225 (25-for-111)

vs. LHB: .268 (15-for-56)

vs. RHB: .182 (10-for-55)

⚡ Notched his seventh hold of the season on 7/27 vs. COL, allowing one hit and striking out two...His 18 appearances since 6/21 are the most in the majors

⚡ Tossed six consecutive perfect outings from 6/30-7/10 (G2)

⚡ Has limited right-handed hitters to a .161 (5-for-31) clip in 14 outings since 6/23, though three of his last six hits allowed to righties since 6/21 have been homers

⚡ Holding the opposition to a .203 (15-for-74) average with zero and one outs, compared to .270 (10-for-37) with two outs

⚡ Opponents are 12-for-71 (.169) with four extra-base hits off his slider, his most utilized offering (52.5%)...All four home runs allowed this season have come on a fastball variation (3 on 4SFB, 1 on sinker)...His HR allowed on 7/25 vs. COL was the first he's allowed on a sinker since 7/14/24 vs. CHC (w/STL)...

⚡ Nine of his 13 runs surrendered this season came in an eight-game stretch from 6/14-28...On 6/18 at TB, allowed four runs for the third time in his career (6 R, 5/13/18 at BAL & 4 R, 9/27/18 vs. NYY)...30.8 percent of the runs he has allowed this season (4-of-13) came in the outing

⚡ Reinstated from the 15-day Injured List on 5/21...Opened the season on the IL after undergoing left knee debridement on 4/7

48 • CORBIN MARTIN • RHP**1-0 • 1.42 ERA • 6 G**

WHIP: 0.95

K/9: 11.37

BB/9: 4.26

vs. ALL: .136 (3-for-22)

vs. LHB: .200 (3-for-15)

vs. RHB: .000 (0-for-7)

⚡ Tossed a season-high 1.2 scoreless innings on one hit with a season-high four strikeouts on 7/28 vs. TOR...His five appearances since the All-Star break are tied for the team lead...Five of his six games this year are scoreless

⚡ On 7/21 at CLE, became the first major league player with the following pitching line (1.0 IP, 1 H, 1 R, 1 BB, 1 K, 1 HBP, 1 BK) since earned runs became an official statistic in 1913, per *MLB.com*...Stranded two inherited runners

⚡ Signed to a one-year major league contract on 7/18...Was designated for assignment by the O's on 7/13 and elected free agency on 7/17...Signed by the Orioles to a minor league deal with an invite to Spring Training on 2/6

⚡ Made his Orioles debut on 7/2 at TEX, allowing one hit and striking out two batters in 1.1 innings...Stranded two inherited runners

⚡ Prior to this season, last pitched in the majors on 7/30/22 at ATL with AZ, making the start and suffering the loss after allowing four runs on six hits (3 HR) and one walk with six strikeouts across 4.0 innings pitched

⚡ Is 2-2 with one save and a 5.29 ERA (19 ER/32.1 IP) across 29 Triple-A games (1 GS) this year and did not allow a run in his last eight outings (7.0 IP) since 6/8 (G2)

53 • KADE STROWD • RHP**0-0 • 2.84 ERA • 5 G**

WHIP: 1.26

K/9: 7.11

BB/9: 4.26

vs. ALL: .227 (5-for-22)

vs. LHB: .286 (4-for-14)

vs. RHB: .125 (1-for-8)

⚡ Tossed 1.0 scoreless inning on one walk and one hit batter on 7/28 vs. TOR...Has not allowed a run in consecutive outings for the first time in his career

⚡ Recalled prior to the game on 7/24 for his fourth stint on the active roster this season (4/28, 5/18-19, 6/27-28)

⚡ Pitched on consecutive days for the first time in his career from 6/27-28

⚡ Made his major league debut on 5/18 vs. WSH, allowing one run on two hits with one strikeout in 1.0 inning

⚡ Was 3-2 with four saves and a 4.15 ERA (16 ER/34.2 IP) with Triple-A Norfolk this season...In 12 games with the Tides since 6/3, posted a 0.64 ERA (1 ER/14.0 IP)

86 • GRANT WOLFRAM • LHP**1-0 • 9.31 ERA • 8 G**

WHIP: 2.17

K/9: 10.24

BB/9: 6.52

vs. ALL: .333 (13-for-39)

vs. LHB: .400 (6-for-15)

vs. RHB: .286 (8-for-28)

⚡ Worked 1.0 scoreless inning with one hit on 7/28 vs. TOR

⚡ Has not allowed a run in back-to-back outings after surrendering four runs in consecutive appearances from 7/18-21...Eight of his 10 career runs allowed came in those games

⚡ Surrendered a grand slam to Yandy Díaz on 7/18 at TB, becoming the third Oriole and first primary pitcher to allow a grand slam this season

⚡ Recalled from Triple-A Norfolk prior to the game on 7/13, marking his fourth stint on the active roster this season (7/10, 6/17, 4/26-27)

⚡ Earned his first major league win after firing 2.0 scoreless innings with one hit and a career-high four strikeouts on 7/10 (G1) vs. NYM

⚡ Made his MLB debut on 4/26 (G2) at DET, pitching 0.1 inning on one hit with one walk...Allowed an inherited runner to score

⚡ Is 1-4 with a 3.62 ERA (11 ER/27.1 IP) on eight walks and 29 strikeouts in 24 outings with Norfolk this season...Has 12 straight minor league appearances (14.0 IP) without surrendering an earned run since 5/29 (G2)

⚡ Was acquired by the Orioles on 4/7 from the Brewers in exchange for minor league OF Daz Cameron and cash considerations

63 • BRANDON YOUNG • RHP**0-5 • 7.34 ERA • 7 GS**

WHIP: 1.76

K/9: 8.22

BB/9: 4.11

vs. ALL: .317 (40-for-126)

vs. LHB: .318 (27-for-85)

vs. RHB: .317 (13-for-41)

⚡ Appointed the 27th man for today's doubleheader

⚡ Last pitched on 7/22 at CLE (4.1 IP, 4 H, 3 R, 1 HR, 3 BB, 3 K)... All seven of his career appearances have been starts

⚡ Threw an immaculate inning in the fifth on 7/8 vs. NYM, the first by an Oriole since Kevin Gausman did so on 4/23/18 vs. CLE (7th inning)

⚡ Has an 8.15 ERA (16 ER/17.2 IP) at home and a 6.23 ERA (9 ER/13.0 IP) on the road

⚡ Among MLB pitchers with at least five starts, he's the only player with an opponent OPS above 1.000 (1.002)

15 • DYLAN CARLSON • OF (S)

Current Streak: 2 G (2-5; since 7/26)

7/27 vs. COL: 1-3, 2 RBI

2025 High: 6 G (5/28-6/4)

Homestand: 2 G, 2-5, R, 3 RBI

On Sunday vs. COL, got the Orioles on the board with a two-run single in the second inning...Has recorded an RBI in consecutive games after not tallying an RBI in his previous 14 games from 6/13-7/24

Is 7-for-16 (.438) with one double and one home run in five career games vs. TOR

Recalled from Triple-A Norfolk on 7/22...Marks his fifth stint with the O's this season (last: 7/1-3)

Slashing .276/.311/.439 (27-for-98) with four doubles, four home runs, and 13 RBI in 32 games since 5/24 (G2)...Opened the year 1-for-22 (.045) in 13 games

Has a career-low 33.0 percent ground ball rate and a career-high 67.0 percent air rate

Seven of his eight extra-base hits (4 2B, 3 HR) have come off fastballs

Homered in consecutive games (5/25-26) for the third time in his career...The home run on 5/26 was the hardest-hit homer of his career (107.6 mph)

17 • COLTON COWSER • OF (L)

Current Streak: 2 G (2-6; since 7/26)

Last Game: 1-3, HR, 2 R, RBI, BB

2025 High: 4 G (4x, last: 6/29-7/2)

Homestand: 3 G, 2-10, HR, 5 R, RBI, 3 BB, 3 K, SB

Snapped a 16-game homerless streak with a 391-foot, solo shot in the seventh inning yesterday vs. TOR...Has scored multiple runs in consecutive games for the third time in his career (last: 2 R, 9/2-3/24)

Is 4-for-30 in nine games since 7/19

Is 9-for-28 (.321) with RISP since 6/18 after opening the year 0-for-8

Has three homers on 0-2 pitches...Joins SD's Manny Machado (5 HR) and DET's Javier Báez and NYM's Francisco Lindor (both 3 HR) as the only major leaguers with at least three homers in 0-2 counts this season

On 7/18 at TB, matched a career high with three hits (6x, last: 6/27 vs. TB)...Reached base safely 4+ times for the third time in his career (last: 5 TOB, 6/27 vs. TB)

On 7/12 vs. MIA, recorded his first career multi-steal game (2 SB)...Five of his six stolen bases this year have come since 7/12

On 6/27 vs. TB, set career highs in runs (4), doubles (3), and times on base (5)

On 6/7 at ATH, hit the furthest homer of his career (455 ft.)

Since the start of 2024, has the three hardest-hit home runs by the Orioles

2 • GUNNAR HENDERSON • INF (L)

Current Streak: 0-for-last-5 (since 7/27)

Last Game: 0-4, R, BB, K

2025 High: 14 G (6/5-20)

Homestand: 4 G, 4-12, 2 2B, 5 R, 2 RBI, 3 BB, K, SB

Scored multiple runs in at least two consecutive games for the fifth time in his career, and for the first time this year, from 7/26-27 (last: 2 G, 8/3-4/24)

Slashing .370/.414/.667 (10-for-27) with RISP and two outs...The slugging ranks second and the average is fourth in the AL (min. 25 AB)

Had 90+ hits, 30+ walks, and 10+ SB before the All-Star break for the second straight year...The only other Orioles to do so in consecutive seasons are Brian Roberts (3, 2007-09) and Brady Anderson (2, 1996-97)

Is 17-for-51 (.333) with 10 RBI off lefties since 6/7...Opened the year 10-for-72 (.139)

On 7/26 vs. COL, tallied his sixth game of at least three hits this year...Tied a career high with two doubles (6x, last: 7/12/25 vs. MIA)...Became the first Oriole with two doubles in an inning since Brian Roberts on 7/19/08 vs. DET (3rd), and the first Oriole with two extra-base hits in a frame since Chris Davis on 6/28/16 at SD (6th; 2B, HR)

On 7/10 (G1) vs. NYM, hit his first career pinch-hit homer...Was the first go-ahead pinch-hit home run in the eighth inning or later by an Oriole since Hyun Soo Kim on 9/28/16 at TOR

On 6/30 at TEX, drove in all four of his runs in extra innings, becoming the first Oriole in team history with four RBI in extra innings without hitting a grand slam

7 • JACKSON HOLLIDAY • INF (L)

Current Streak: 0-5 (since 7/28)

Last Game: 0-5, 3 K

2025 High: 10 G (5/14 [G2]-5/24 [G1])

Homestand: 3 G, 5-16, 2B, R, RBI, 3 K

Recorded his team-leading 10th three-hit game of the year on Friday...No other Oriole has more than seven such games...Six have come since June, tied for the fourth most in MLB

Has four home runs in 17 games since 7/6...His 14 home runs are one shy of both Laureano and Mullins (15 each) for the team lead...The only Oriole under 22 years old to finish the season leading the club in homers is Eddie Murray in 1977 (27 HR)

Blasted his second career leadoff homer on 7/20 at TB (also 5/31 vs. CWS)...10 of his 14 homers this year have come while being slotted first in the lineup

His 90 hits were the third most by an Oriole aged 21 or younger prior to the All-Star break, trailing Manny Machado (128 H, 2013) and Eddie Murray (97 H, 1977)

Has an .815 OPS in 45 games at OPACY compared to a .642 OPS in 53 road games

On 7/6 at ATL, had a career-high-tying four hits (also 8/16/24 vs. BOS)...Also had a career-high-tying two extra-base hits (6x, last: 6/23 vs. TEX)

From 5/14 (G2)-5/24 (G1), had a career-best 10 game hitting streak

70 • ALEX JACKSON • C (R)

Current Streak: 0-3 (since 7/27)

7/27 vs. COL: 0-3, 2 K

2025 High: 3 G (7/24-26)

Homestand: 3 G, 3-7, 2B, 2 HR, 3 R, 2 RBI, 2 K

All seven of his hits this year have gone for extra bases (4 2B, 3 HR)...Is the first Oriole in the expansion era whose first seven hits went for extra bases

On 7/26 vs. COL, Hit his first career pinch-hit home run...The homer tied his career high (2024 & 2021) despite playing in his then 12th game of the season

On 7/25 vs. COL, tied a career high with two extra-base hits (2B, HR) for the second time this season (also 7/10 [G2] vs. NYM)

On 7/10 (G2) vs. NYM, had a career-high-tying two doubles (also 7/12/24 vs. CLE)

On 7/8 vs. NYM, became the sixth different player to appear at catcher this season for the O's, tying the franchise record (1986, 1962, 1960)

On 7/6, was acquired from NYY in exchange for international bonus pool space and a player to be named later or cash considerations

12 • RAMÓN LAUREANO • OF (R)

Current Streak: 3 G (4-9; since 7/26)

Last Game: 2-4, HR, R, 3 RBI, K

2025 High: 6 G (6/23-30)

Homestand: 4 G, 4-13, 2B, HR, 2 R, 3 RBI, BB, HBP, 2 K, CS

Rocketed a two-run shot to left field in the fifth inning yesterday vs. TOR, his fourth home run over the last week since 7/21...The 15 homers are his second most in a single season behind his 24 home runs in 2019 with the Athletics

Slashing .314/.374/.554 (55-for-175) with 22 extra-base hits (12 2B, 10 HR), 30 runs scored, and 38 RBI in 48 games since 5/16

Is 18-for-48 (.375) with RISP since 5/16...Opened the year 1-for-25 (.040) with RISP

Has a .959 OPS in night games and a .717 OPS during the day

Has a .963 OPS at home compared to .765 on the road

His .918 OPS against right-handers is the third highest by a right-handed hitter in the AL (min. 160 PA) behind NYY's Aaron Judge (1.127) and TOR's George Springer (.928)

His seven outfield assists are tied for fifth in MLB...Since 2018, his 56 outfield assists are third in MLB behind Teoscar Hernandez (69) and Hunter Renfroe (65)

On 7/21 at CLE, recorded four RBI for the first time since 8/4/22 at LAA...Notched a two-run single in the first inning and connected on a two-run homer in the third

On 6/30 at TEX, tied career highs in hits (4) and doubles (3)...Marked his fifth four-hit game (last: 5/16/25 vs. WSH) and second three-double effort (6/21/24 at NYY)

16 • COBY MAYO • INF (R)

Current Streak: 4 G (6-11; since 7/25)

Last Game: 3-4, HR, R, 2 RBI

2025 High: 4 G (2x, last: current streak)

Homestand: 4 G, 6-11, 2 2B, 2 HR, 3 R, 4 RBI, BB

Recorded his first career three-hit effort yesterday vs. TOR...Has now homered twice in his last four games, hit safely in a career-high-tying four straight games (6/27-30), and scored a run in a career-high four straight games

Owns a 1.703 OPS with two doubles, two home runs, and four walks over his last six games since 7/22

Drew a career-high three walks on Tuesday at CLE...Has drawn five walks in his last 10 games since 7/6 after walking three times in 19 games from 6/8-7/18

On 6/27 vs. TB, hit his first major league home run in the eighth inning and set a career high with four RBI...Had driven in four total runs in his career entering 6/27

31 • CEDRIC MULLINS • OF (L)

Current Streak: 1 G (2-3; since 7/28)

Last Game: 2-3, 2B, HR, R, 2 RBI, BB

2025 High: 6 G (4/18-24)

Homestand: 4 G, 5-13, 2B, 2 HR, 3 R, 5 RBI, 2 BB, K

Blasted his 15th homer of the year in the second inning yesterday vs. TOR, his second in three games after going homerless in his previous 14 games...Reached base 3+ times for the 10th time this season, and second time in July, after not doing so in 45 games from 4/29-7/4

Slashing .283/.313/.478 (13-for-46) with three doubles and two homers in 15 games since 7/10...Hit .129/.225/.258 (8-for-62) with two doubles and two homers in 19 games from 6/16-7/9

Owns an .850 OPS vs. LHP, the fourth-highest mark by a left-handed hitter in the AL (min. 80 PA)...Has three homers off lefties this year after having one last season

His 4.23 pitches/PA are third in the AL (HOU's Paredes: 4.41 & LAA's Trout: 4.39)

His 139 career stolen bases are seventh in O's history (since 1954)

On 7/26 vs. COL, became the third Oriole to reach 100 career homers and 100 stolen bases, joining Brady Anderson (209 HR, 307 SB) and Paul Blair (126 HR, 167 SB)

32 • RYAN O'HEARN • INF/OF (L)

Current Streak: 2 G (4-10; since 7/26)

Last Game: 2-5, 2B, 2 R, RBI, K

2025 High: 10 G (5/21-31)

Homestand: 3 G, 4-11, 2B, 3 R, 3 RBI, 3 K

Has tallied consecutive multi-hit games for the sixth time this season, tied with Gunnar Henderson for the most such streaks on the team

Drove in two runs on Saturday vs. COL, becoming the first Oriole to record multiple RBI on his birthday since Matt Wieters on 5/21/16 (3 RBI)

Is 4-for-6 with two walks as a pinch-hitter this year...Since 2019, ranks among qualified MLB PHs in AVG (1st, .298), OPS (2nd, .892), SLG (2nd, .500), OBP (2nd, .392), and hits (4th, 31)

Made the start at DH in his first career All-Star Game on 7/15 and went 0-for-2...Became the second O's designated hitter in franchise history to be voted an All-Star starter, joining Nelson Cruz (2014)

His five OAA lead the Orioles...Has recorded six OAA at first base, tied for third among first basemen behind CLE's Carlos Santana (8) and ATL's Matt Olson (7)

Is 20-for-42 (.476) with six doubles and four homers on the first pitch of an at-bat

Is 2-for-24 (.083) vs. left-handed pitchers since 6/1...Began the year 10-for-29 (.345)

9 • TYLER O'NEILL • OF (R)

Current Streak: 4 G (7-13; since 7/24)

7/27 vs. COL: 1-3, HR, R, 2 RBI, BB, K

2025 High: 4 G (current streak)

Homestand: 3 G, 5-9, 2B, 3 HR, 4 R, 5 RBI, 3 BB, K

Has homered in three consecutive games for the first time since 9/24 [G1]-25/21...The homer had an exit velocity of 113.6 mph, marking the hardest hit home run of his career and second-hardest homer by an Oriole this season behind Colton Cowser on 6/30 at TEX (113.7 mph)...Four of his homers this year have been hit since 7/5

Tied a career high with three runs scored on Saturday vs. COL (13x, last: 3/27/25 at TOR)

Notched three straight multi-hit games from 7/24-26 after going 25 games without one from 4/6-7/21...Marks the first time with three consecutive 2+ hit games since 7/2-4/24...Had three such games in the first eight games of the year through 4/5

Slashing .375/.444/.875 (9-for-24) with three doubles, three home runs, and six RBI in seven games since 7/19...Hit .136/.240/.273 (3-for-22) with one homer in his first six games off the IL from 7/4-12

13 of his 26 hits this season have gone for extra bases (6 2B, 1 3B, 6 HR)...Nine of them have come off fastballs (4 2B, 1 3B, 4 HR)

On 7/4, was reinstated from the 10-day IL (left shoulder impingement)...Placed on the IL on 5/16...Marked his second stint on the IL this season (also 4/24-5/8, neck inflammation)

35 • ADLEY RUTSCHMAN • C (S)

Current Streak: 1 G (3-5; since 7/28)

Last Game: 3-5, 2 2B, 2 R, 2 RBI, K

2025 High: 8 G (4/3-13)

Homestand: 1 G, 3-5, 2 2B, 2 R, 2 RBI, K

Yesterday vs. TOR, tallied his first multi-double game since 8/10/24 at TB and the ninth such effort of his career...Of the nine such games, yesterday's two-double effort was just his second at home...Marked his fifth three-hit game of the season (last: 6/5 at SEA), two of which have come against TOR (3/27 at TOR)

Recorded his seventh career game with 2+ runs, 2+ RBI, and 2+ extra-base hits yesterday vs. TOR (last: 3/27 at TOR)...Of the seven such games, four have come against the Blue Jays...Slashing .328/.404/.604 (63-for-192) with 14 doubles and 13 homers across 48 career games vs. TOR

Reinstated from the 10-day IL (left oblique strain) prior to yesterday's game...Placed on the IL on 6/21, retroactive to 6/20, marking his first career IL stint

Played in four rehab games with Triple-A Norfolk, going 2-for-15 with one double, one run scored, and three walks

Had 17 hits in 15 games in June (17-for-55, .309) after hitting .205 (16-for-78) in April and .182 (16-for-88) in May...Recorded five multi-hit efforts in 15 games in June after having three in 25 games in May

29 • RAMÓN URÍAS • INF (R)

Current Streak: 0-for-last-10 (since 7/24)

7/27 vs. COL: 0-4, K

2025 High: 11 G (5/17-28)

Homestand: 2 G, 0-7, BB, 3 K

Matched a season high with two walks on Wednesday at CLE (also 6/4 at SEA)...Has three walks in the last four games after having two total walks in his previous 29

Snapped an 0-for-22 skid at the plate on 7/19 at TB with a fifth-inning double...Registered his eighth career multi-double effort (last: 2 2B, 7/19/23 vs. LAD)

His career .378 (14-for-37) average as a pinch-hitter is tied for the fourth highest among all active MLB players (min. 30 AB) behind MIN's Ryan Jeffers (.400), TOR's Ernie Clement (.382), and NYY's Amed Rosario (.379)

From 5/17-28, hit safely in a career-best 11 straight games

11 • JORDAN WESTBURG • INF (R)

Current Streak: 1 G (3-5; since 7/28)

Last Game: 3-5, R

2025 High: 7 G (6/27/7/11)

Homestand: 4 G, 5-18, HR, 3 R, RBI, HBP, 2 K

Recorded his seventh game with 3+ hits this season after collecting three singles yesterday vs. TOR...Four of his six three-hit efforts and six of his 13 multi-hit games have come in July

Slashing .310/.341/.429 (13-for-42) with two doubles and a home run while hitting safely in eight of 10 games since 7/19

Tallied consecutive multi-hit performances from 7/19-20 at TB (5 total H)

In 30 games since returning from the IL on 6/10, is batting .289/.338/.504 (35-for-121) with five doubles, seven home runs, 26 runs scored, and 17 RBI

Has a .903 OPS during the day and a .675 OPS in night games



ADDITIONAL HITTER INFO

			MULTI-HIT GAMES					MULTI-RBI GAMES						LAST HR		MULTI-HR GAMES		
	vs. LHP	vs. RHP	2	3	4	5	TOTAL	2	3	4	5	6+	TOTAL	(DATE/PITCHER)		2025	CAREER	LAST (HRS)
Dylan Carlson	.229	.235	4	2	-	-	6	2	1	-	-	-	3	6/12/25 vs. DET (Kahnle)	-	3	6/20/23 at WSH (2)	
Colton Cowser	.182	.232	3	2	-	-	5	2	2	-	-	-	4	7/28/25 vs. TOR (Bruhl)	-	2	9/20/24 vs. DET (2)	
Gunnar Henderson	.220	.308	25	5	1	-	31	8	-	1	-	-	9	7/10/25 (G1) vs. NYM (Stanek)	-	2	6/21/24 at HOU (2)	
Jackson Holliday	.229	.271	15	9	1	-	25	5	1	2	-	-	8	7/23/25 at CLE (Ceccconi)	1	1	5/4/25 vs. KC (2)	
Alex Jackson	.333	.235	2	-	-	-	2	-	-	-	-	-	-	7/26/25 vs. COL (Farmer)	-	-	-	-
Ramón Laureano	.239	.301	12	3	2	-	17	6	4	1	-	-	11	7/28/25 vs. TOR (Little)	1	5	4/19/25 vs. CIN (2)	
Coby Mayo	.282	.211	3	1	-	-	4	2	-	1	-	-	3	7/28/25 vs. TOR (Bassitt)	-	-	-	-
Cedric Mullins	.289	.196	16	1	-	-	17	6	3	2	1	-	12	7/28/25 vs. TOR (Bassitt)	1	6	3/27/25 at TOR (2)	
Ryan O'Hearn	.226	.296	17	4	1	-	22	6	3	-	-	-	9	7/20/25 at TB (Pepiot)	-	2	8/25/19 at CLE (2)	
Tyler O'Neill	.189	.225	4	1	1	-	6	2	2	-	-	-	4	7/27/25 vs. COL (Gomber)	-	12	9/9/24 vs. BAL (2)	
Adley Rutschman	.288	.213	8	5	-	-	13	2	2	-	-	-	4	6/16/25 at TB (Pepiot)	1	3	3/27/25 at TOR (2)	
Ramón Urías	.261	.232	13	3	-	-	16	4	1	-	-	-	5	6/24/25 vs. TEX (Martin)	-	1	7/15/22 at TB (2)	
Jordan Westburg	.242	.265	6	6	1	-	13	4	2	-	-	-	6	7/25/25 vs. COL (Freeland)	1	1	3/29/25 at TOR (2)	

O's HITTERS

2025 vs. TORONTO BLUE JAYS

CAREER vs. TORONTO BLUE JAYS

PLAYER	G	AB	R	H	2B	3B	HR	RBI	BB	IBB	SO	AVG	OBP	SLG	G	AB	R	H	2B	3B	HR	RBI	BB	IBB	SO	AVG	OBP	SLG
Dylan Carlson															5	16	2	7	1	0	0	4	.438	.500	.688			
Colton Cowser	5	19	4	3	0	0	2	2	2	0	6	.158	.273	.474	20	68	15	16	2	0	5	11	7	1	19	.235	.321	.485
Gunnar Henderson	3	13	3	3	0	1	0	0	1	0	4	.231	.286	.385	38	140	24	32	5	2	4	16	16	1	38	.229	.308	.379
Jackson Holliday	7	27	3	4	0	0	1	1	1	0	11	.148	.179	.259	11	42	7	7	0	0	4	9	1	0	15	.167	.186	.452
Alex Jackson															5	12	3	2	1	0	0	3	1	0	6	.167	.286	.250
Ramón Laureano	5	6	1	2	0	0	1	3	0	0	2	.333	.333	.833	26	71	19	22	5	0	7	16	11	0	21	.310	.419	.676
Coby Mayo	1	4	1	3	0	0	1	2	0	0	0	.750	.750	1.500	3	8	1	3	0	0	1	2	0	0	3	.375	.375	.750
Cedric Mullins	7	24	5	8	2	0	3	10	5	0	6	.333	.467	.792	79	270	41	64	12	3	16	42	29	1	50	.237	.321	.481
Ryan O'Hearn	7	27	5	9	3	0	0	1	3	0	3	.333	.400	.444	43	131	19	35	4	1	5	19	11	0	30	.267	.324	.427
Tyler O'Neill	5	17	4	5	0	0	2	5	2	0	3	.294	.381	.647	23	78	14	15	2	0	8	14	9	1	20	.192	.281	.526
Adley Rutschman	7	30	8	10	4	0	3	7	2	0	4	.333	.375	.767	48	192	38	63	14	0	13	36	24	2	30	.328	.404	.604
Ramón Urías	4	12	0	5	1	0	0	3	2	0	1	.417	.500	.500	43	135	14	34	5	0	4	17	15	0	38	.252	.331	.378
Jordan Westburg	6	27	6	9	0	0	3	3	1	0	7	.333	.357	.667	21	84	15	23	4	0	5	9	4	0	22	.274	.315	.500

O's PITCHERS

2025 vs. TORONTO BLUE JAYS

CAREER vs. TORONTO BLUE JAYS

PLAYER	W	L	SV	G	GS	INN	H	R	ER	HR	BB	K	ERA	AVG	W	L	SV	G	GS	INN	H	R	ER	HR	BB	K	ERA	AVG
Keegan Akin	0	0	0	4	0	2.2	3	1	1	0	3	2	3.38	.300	1	3	0	19	6	37.2	34	22	20	7	15	40	4.78	.238
Yennier Cano	0	0	0	3	0	3.1	4	0	0	0	0	2	0.00	.333	0	1	0	18	0	18.2	20	6	6	2	10	16	2.89	.274
Seranthony Domínguez	0	0	0	3	0	3.0	1	0	0	0	2	2	0.00	.111	1	2	0	13	0	11.1	10	9	6	1	8	14	4.76	.227
Zach Eflin	1	0	0	2	2	10.1	10	6	6	3	2	5	5.23	.250	4	3	0	11	10	56.0	70	38	35	12	11	44	5.63	.299
Yaramil Hiraldo																												
Andrew Kittredge															3	1	3	20	3	27.1	26	11	10	2	7	32	3.29	.252
Dean Kremer	1	0	0	1	1	5.1	5	5	5	1	2	6	8.44	.250	4	4	0	12	11	61.1	66	37	35	12	27	54	5.14	.275
Corbin Martin	1	0	0	1	0	1.2	1	0	0	0	0	4	0.00	.167	1	0	0	1	0	1.2	1	0	0	0	4	0.00	.167	
Charlie Morton	0	1	0	1	1	3.1	7	4	4	0	1	3	10.80	.438	2	3	0	10	10	55.0	57	27	27	4	17	63	4.42	.270
Trevor Rogers															0	1	0	2	2	10.0	12	6	5	0	4	8	4.50	.300
Kade Strowd	0	0	0	1	0	1.0	0	0	0	0	1	0	0.00	.000	0	0	0	1	0	1.0	0	0	0	0	1	0	0.00	.000
Tomoyuki Sugano	0	1	0	2	2	8.2	12	5	5	1	4	1	5.19	.343	0	1	0	2	2	8.2	12	5	5	1	4	1	5.19	.343
Grant Wolfram	0	0	0	1	0	1.0	1	0	0	0	0	0	0.00	.250	0	0	0	1	0	1.0	1	0	0	0	0	0	0.00	.250
Brandon Young																												

RECENT TRANSACTIONS

DATE	TRANSACTION
7/29	Appointed RHP Brandon Young from High-A Aberdeen as the 27 th man for the doubleheader... Recalled RHP Yaramil Hiraldo from Triple-A Norfolk...Placed RHP Colin Selby (left hamstring strain) on the 15-day Injured List.
7/28	Reinstated LHP Keegan Akin (left shoulder inflammation) from the 15-day Injured List...Reinstated C Adley Rutschman (left oblique strain) from the 10-day Injured List...Optioned RHP Yaramil Hiraldo ³ to Triple-A Norfolk...Designated C Jacob Stallings for assignment.
7/26	Recalled RHP Yaramil Hiraldo from Triple-A Norfolk.
7/25	Selected the contract of INF Jeremiah Jackson from Triple-A Norfolk...Acquired minor league RHP Wellington Aracena and minor league RHP Cameron Foster from the New York Mets in exchange for LHP Gregory Soto ...Optioned INF Jeremiah Jackson ¹ to Triple-A Norfolk (postgame)...Returned C Chadwick Tromp (lower back strain) from his rehab assignment, reinstated from the 10-day Injured List, and elected free agency in lieu of accepting an outright assignment to Triple-A Norfolk.
7/24	Recalled RHP Kade Strowd from Triple-A Norfolk...Placed RHP Félix Bautista (right shoulder discomfort) on the 15-day Injured List, retroactive to 7/21.
7/23	Reinstated RHP Zach Eflin (low back discomfort) from the 15-day Injured List...Optioned RHP Brandon Young ⁴ to Triple-A Norfolk...Transferred C Maverick Handley (right wrist sprain) to the 10-day Injured List...Transferred the rehab assignment of LHP Keegan Akin (left shoulder inflammation) to Triple-A Norfolk.
7/22	Recalled OF Dylan Carlson from Triple-A Norfolk...Optioned INF Luis Vázquez ¹ to Triple-A Norfolk... C Adley Rutschman (left oblique strain) began a rehab assignment with Triple-A Norfolk... Transferred the rehab assignment of C Chadwick Tromp (low back strain) to High-A Aberdeen.
7/21	LHP Keegan Akin (left shoulder inflammation) began a rehab assignment with the FCL Orioles.
7/19	Transferred the rehab assignment of LHP Cade Povich (left hip inflammation) to Triple-A Norfolk.
7/18	Signed RHP Corbin Martin to a one-year major league contract... C Chadwick Tromp (low back strain) began a rehab assignment with Single-A Delmarva...Transferred the rehab assignment of RHP Zach Eflin (low back discomfort) to the FCL Orioles.
7/17	RHP Corbin Martin elected free agency in lieu of accepting an outright assignment to Triple-A Norfolk.
7/16	Claimed RHP Elvin Rodríguez ² off waivers from the Milwaukee Brewers and optioned him to Triple-A Norfolk.
7/13	Recalled C David Bañuelos from Triple-A Norfolk...Recalled LHP Grant Wolfram from Triple-A Norfolk...Designated RHP Corbin Martin for assignment...Placed RHP Scott Blewett (right elbow discomfort) on the 15-day Injured List... RHP Zach Eflin (low back discomfort) began a rehab assignment with Double-A Chesapeake... LHP Cade Povich (left hip inflammation) began a rehab assignment with High-A Aberdeen... C David Bañuelos cleared outright waivers and accepted an assignment to Triple-A Norfolk (postgame).
7/10	Acquired a Competitive Balance Round A pick (No. 37) in the 2025 First-Year Player Draft from the Tampa Bay Rays in exchange for RHP Bryan Baker ...Appointed LHP Grant Wolfram from Triple-A Norfolk as the 27 th man for the doubleheader...Selected the contract of C David Bañuelos from Triple-A Norfolk...Recalled RHP Colin Selby from Triple-A Norfolk (between DH games)...Optioned C David Bañuelos ¹ to Triple-A Norfolk (between DH games)...Returned LHP Grant Wolfram to Triple-A Norfolk (postgame G2).

EUTAW STREET HOME RUNS

DATE	PLAYER (Team)	OPP. (Pitcher)	DISTANCE
6/28	Jonathan Aranda (TB)	BAL (Eflin)	467 ft.
4/29	Trent Grisham (NYY)	BAL (Gibson)	399 ft.
4/19	Jake Fraley (CIN)	BAL (Young)	421 ft.
2025 totals - 3 (0 by Orioles, 3 by opponents)			
*Total since 1992 - 134 (64 by Orioles, 70 by opponents)			

O's CHALLENGES

TEAM	TOTAL	WON	LOST	SUCCESS RATE
Orioles	33	14	19	42%
Opponents	22	14	8	64%
Last by O's: 7/19 at TB (T8) Batter/Runner: Westburg Force Play (1B) Out/Overturned				
Last by Opp.: 7/28 vs. TOR (B4) Batter/Runner: Westburg Tag Play (2B) Safe/Overturned				

RECORD BY POSITION

PLAYER	C	1B	2B	3B	SS	LF	CF	RF	DH
Dylan Carlson	-	-	-	-	-	12-10	3-1	3-4	-
Colton Cowser	-	-	-	-	-	16-17	6-5	-	0-1
Maverick Handley	7-7	-	-	-	-	-	-	-	-
Gunnar Henderson	-	-	-	-	-	41-48	-	-	2-4
Jackson Holliday	-	-	38-48	-	-	4-2	-	-	2-2
Alex Jackson	4-3	-	-	-	-	-	-	-	-
Heston Kjerstad	-	-	-	-	-	10-15	-	10-10	1-0
Ramón Laureano	-	-	-	-	-	8-14	0-1	21-18	2-4
Jorge Mateo	-	-	1-4	-	-	0-8	1-0	4-2	-
Coby Mayo	-	13-8	-	0-2	-	-	-	-	3-2
Ryan Mountcastle	-	15-28	-	-	-	-	-	-	1-3
Cedric Mullins	-	-	-	-	-	-	35-49	-	1-1
Ryan O'Hearn	-	19-19	-	-	-	0-2	-	4-9	14-17
Tyler O'Neill	-	-	-	-	-	1-0	-	10-17	4-3
Emmanuel Rivera	-	1-3	-	7-7	-	-	-	-	1-0
Adley Rutschman	23-27	-	-	-	-	-	-	-	6-8
Jacob Stallings	4-7	-	-	-	-	-	-	-	-
Gary Sánchez	8-11	-	-	-	-	-	-	-	3-4
Chadwick Tromp	2-3	-	-	-	-	-	-	-	-
Ramón Urías	-	-	1-0	30-34	-	-	-	-	1-1
Luis Vázquez	-	-	-	-	-	3-0	-	-	-
Jordan Westburg	-	-	8-6	11-15	-	-	-	-	7-8

RECORD BY BATTING ORDER

PLAYER	1	2	3	4	5	6	7	8	9
Dylan Carlson	-	-	-	-	1-0	1-2	-	11-5	5-8
Colton Cowser	2-2	-	-	-	1-0	15-15	3-3	1-2	0-1
Maverick Handley	-	-	-	-	-	-	-	0-1	7-6
Gunnar Henderson	6-7	5-9	32-35	0-1	-	-	-	-	-
Jackson Holliday	30-33	0-1	-	-	-	3-4	1-5	5-3	5-6
Alex Jackson	-	-	-	-	-	-	-	-	4-3
Heston Kjerstad	-	-	-	-	1-1	9-5	4-10	7-8	0-1
Ramón Laureano	0-1	4-3	2-2	3-8	12-14	4-3	3-1	1-3	2-2
Jorge Mateo	-	-	-	-	-	-	2-1	1-3	3-10
Coby Mayo	-	-	-	-	1-0	1-0	8-7	2-5	4-0
Ryan Mountcastle	-	0-6	1-1	7-10	3-6	2-4	2-2	1-2	-
Cedric Mullins	7-11	-	1-0	1-1	3-7	5-4	5-13	11-11	3-3
Ryan O'Hearn	-	0-1	5-5	23-25	8-15	0-1	-	1-0	-
Tyler O'Neill	-	1-0	1-3	2-4	4-4	2-5	3-4	2-0	-
Emmanuel Rivera	-	-	-	-	1-0	2-0	4-1	0-6	2-3
Adley Rutschman	0-1	22-23	5-7	2-3	0-1	-	-	-	-
Jacob Stallings	-	-	-	-	-	-	-	-	4-7
Gary Sánchez	-	-	-	2-1	1-4	2-3	5-4	1-3	-
Chadwick Tromp	-	-	-	-	-	-	-	-	2-3
Ramón Urías	-	4-3	-	2-2	9-5	2-9	6-5	4-6	5-5
Luis Vázquez	-	-	-	-	-	-	1-0	-	2-0
Jordan Westburg	3-3	12-12	1-5	6-3	3-1	0-3	1-2	-	-

2025 BY THE NUMBERS			
	HOME	AWAY	TOTAL
Overall	25-26	23-32	48-58
MONTH	HOME	AWAY	TOTAL
March (5)	1-0	2-2	3-2
April (25)	6-7	3-9	9-16
May (27)	4-10	5-8	9-18
June (27)	8-5	8-6	16-11
July (25)	6-4	5-7	11-11
August (28)	-	-	-
September (25)	-	-	-
TOTAL (162)	25-26	23-32	48-58
DAY OF WEEK	HOME	AWAY	TOTAL
Monday (14)	5-0	2-3	7-3
Tuesday (23)	0-6	2-6	2-12
Wednesday (25)	3-5	2-6	5-11
Thursday (18)	3-3	5-1	8-4
Friday (26)	3-3	3-5	8-8
Saturday (28)	5-4	5-6	10-10
Sunday (27)	4-5	4-5	8-10
TOTAL (162)	25-26	23-32	48-58
VS. AL EAST	HOME	AWAY	TOTAL
Boston Red Sox (13)	1-2	2-2	3-4
New York Yankees (13)	2-1	1-2	3-3
Tampa Bay Rays (13)	2-1	3-4	5-5
Toronto Blue Jays (13)	2-1	2-2	4-3
TOTAL (52)	7-5	8-10	15-15
VS. AL CENTRAL	HOME	AWAY	TOTAL
Chicago White Sox (7)	3-0	-	3-0
Cleveland Guardians (7)	2-1	1-3	3-4
Detroit Tigers (6)	1-2	0-3	1-5
Kansas City Royals (6)	1-2	1-2	2-4
Minnesota Twins (6)	0-3	0-3	0-6
TOTAL (32)	7-8	2-11	9-19
VS. AL WEST	HOME	AWAY	TOTAL
Houston Astros (7)	-	-	-
Los Angeles Angels (6)	3-0	2-1	5-1
Oakland Athletics (6)	-	1-2	1-2
Seattle Mariners (6)	-	3-0	3-0
Texas Rangers (7)	1-2	1-2	2-4
TOTAL (32)	4-2	7-5	11-7
VS. NL EAST	HOME	AWAY	TOTAL
Atlanta Braves (3)	-	3-0	3-0
Miami Marlins (3)	1-2	-	1-2
New York Mets (3)	2-1	-	2-1
Philadelphia Phillies (3)	-	-	-
Washington Nationals (4)	0-3	1-2	1-5
TOTAL (16)	3-6	4-2	7-8
VS. NL CENTRAL	HOME	AWAY	TOTAL
Chicago Cubs (3)	-	-	-
Cincinnati Reds (3)	1-2	-	1-2
Milwaukee Brewers (3)	-	1-2	1-2
Pittsburgh Pirates (3)	-	-	-
St. Louis Cardinals (3)	1-2	-	1-2
TOTAL (15)	2-4	1-2	3-6
VS. NL WEST	HOME	AWAY	TOTAL
Arizona Diamondbacks (3)	-	1-2	1-2
Colorado Rockies (3)	2-1	-	2-1
Los Angeles Dodgers (3)	-	-	-
San Diego Padres (3)	-	-	-
San Francisco Giants (3)	-	-	-
TOTAL (15)	2-1	1-2	3-3

BALTIMORE ORIOLES - WALK-OFF AND MISC. HOME RUNS

Baltimore Orioles Walk-off Wins							
Date	Score	Batter/runner	Action	RBI	Pitcher	INN	OUTS
-	-	-	-	-	-	-	-

Opponent Walk-off Wins							
Date	Score	Batter/runner	Action	RBI	Pitcher	INN	OUTS
5/24 (G1)	BAL 5 @ BOS 6	Rafael Devers	1B	1	Gregory Soto	10	1

Baltimore Orioles Back-to-Back Home Runs							
Date	Score	Batters	Pitcher	INN	OUTS		
7/28	TOR 4 @ BAL 11	Cedric Mullins/Coby Mayo	Chris Bassitt	2	2		
6/24	TEX 6 @ BAL 5 (10)	Gary Sánchez/Ramón Urías/Ryan O’Hearn	Chris Martin	7	0		
6/14	LAA 5 @ BAL 6	Cedric Mullins/Gary Sánchez	Tyler Anderson	6	0		
6/5	BAL 4 @ SEA 3	Adley Rutschman/Gunnar Henderson	Bryan Woo	6	0		
5/14 (G2)	MIN 8 @ BAL 6	Cedric Mullins/Heston Kjerstad	Simeon Woods Richardson	3	2		
4/19	CIN 5 @ BAL 9	Ramón Laureano/Jordan Westburg	Carson Spiers	7	2		
4/19	CIN 5 @ BAL 9	Cedric Mullins/Gunnar Henderson	Hunter Greene	1	0		
3/27	BAL 12 @ TOR 2	Adley Rutschman/Jordan Westburg	Yariel Rodríguez	8	1		

Opponent Back-to-Back Home Runs						
Date	Score	Batters	Pitcher	INN	OUTS	
5/18	WSH 10 @ BAL 4	Dylan Crews/CJ Abrams	Zach Efflin	2	1	
5/15	MIN 4 @ BAL 0	DaShawn Keirsey Jr./Byron Buxton	Tomoyuki Sugano	3	1	
5/4	KC 11 @ BAL 6	Bobby Witt Jr./Vinnie Pasquantino	Yennier Cano	7	1	
4/29	NY 15 @ BAL 3	Trent Grisham/Aaron Judge/Ben Rice	Kyle Gibson	1	0	
4/17	CLE 2 @ BAL 6	Daniel Schneemann/Austin Hedges	Tomoyuki Sugano	3	0	
4/9	BAL 0 @ AZ 9	Pavin Smith/Josh Naylor	Dean Kremer	5	1	

Baltimore Orioles Grand Slams					
Date	Score	Batter	Pitcher	INN	OUTS
6/15	LAA 2 @ BAL 11	Gary Sánchez	Connor Brogdon	7	2
5/14	MIN 8 @ BAL 6	Cedric Mullins	Simeon Woods Richardson	3	2
4/16	CLE 1 @ BAL 9	Jackson Holliday	Gavin Williams	2	1

Opponent Grand Slams					
Date	Score	Batter	Pitcher	INN	OUTS
7/18	BAL 1 @ TB 11	Yandy Diaz	Grant Wolfram	6	1
5/23	BAL 5 @ BOS 19	Rafael Devers	Emmanuel Rivera	8	2
4/20	CIN 24 @ BAL 2	Noelvi Marte	Jorge Mateo	8	2

Baltimore Orioles Inside-the-Park Home Runs						
Date	Score	Batter	RBI	Pitcher	INN	OUTS
-	-	-	-	-	-	-

Opponent Inside-the-Park Home Runs						
Date	Score	Batter	RBI	Pitcher	INN	OUTS
-	-	-	-	-	-	-

Baltimore Orioles Pinch-Hit Home Runs						
Date	Score	Batter	RBI	Pitcher	INN	OUTS
7/26	COL 0 @ BAL 18	Alex Jackson	1	Kyle Farmer	8	0
7/10 (G1)	NYM 1 @ BAL 3	Gunnar Henderson	2	Ryne Stanek	8	0
5/10	BAL 2 @ LAA 5	Ramón Laureano	1	Brock Burke	9	0

Opponent Pinch-Hit Home Runs						
Date	Score	Batter	RBI	Pitcher	INN	OUTS
6/18	BAL 8 @ TB 12	Brandon Lowe	2	Yennier Cano	5	2
5/11	BAL 7 @ LAA 3	Matthew Lugo	1	Félix Bautista	9	2
5/7	BAL 2 @ MIN 5	Harrison Bader	2	Keegan Akin	7	1

Baltimore Orioles Leadoff Home Runs						
Date	Score	Batter	Pitcher			
7/20	BAL 5 @ TB 3	Jackson Holliday	Dyan Pepiot			
5/31	CWS 2 @ BAL 4	Jackson Holliday	Ryan Martin			
4/19	CIN 5 @ BAL 9	Cedric Mullins	Hunter Greene			
4/3	BOS 8 @ BAL 4	Cedric Mullins	Tanner Houck			
3/29	BAL 9 @ TOR 5	Colton Cowser	Max Scherzer			

Opponent Leadoff Home Runs						
Date	Score	Batter	Pitcher			
6/16	BAL 1 @ TB 7	Josh Lowe	Zach Efflin			
5/24 (G1)	BAL 5 @ BOS 6	Jarren Duran	Zach Efflin			
5/18	WSH 10 @ BAL 4	CJ Abrams	Zach Efflin			
4/29	NY 15 @ BAL 3	Trent Grisham	Kyle Gibson			
4/23	BAL 3 @ WSH 4	James Wood	Tomoyuki Sugano			

LAST TIME IT HAPPENED	
BATTING	
Eutaw St. Home Run	Gunnar Henderson, 8/14/24 vs. WSH (Herz)
Opponent	Jonathan Aranda, 6/28/25 vs. TB (Eflin)
Second Deck Home Run in LF at OPACY	Austin Hays, 6/7/22 vs. CHC (Mills)
Opponent	Pete Alonso, 9/2/20 vs. NYM (Means)
Grand Slam	Gary Sánchez, 6/15/25 vs. LAA (Brogdon)
Two Grand Slams in One Game	Reimold, Clevenger, 9/11/15 vs. KC (Herrera, Chamberlain)
Pinch-Hit Home Run	Alex Jackson, 7/26/25 vs. COL (Farmer)
Pinch-Hit Walk-Off Home Run	Nolan Reimold, 7/24/16 vs. CLE (Allen)
Pinch-Hit Grand Slam	Dwight Evans, 7/26/91 vs. OAK (Nelson)
Inside the Park Home Run	Jorge Mateo, 8/20/23 at OAK (Sears)
LH & RH Home Run, Same Game	Anthony Santander, 8/7/24 at TOR (Francis, Yarbrough)
Individual 2-Home Run Game	Jackson Holliday, 5/4/25 vs. KC (Lorenzen)
Individual 3-Home Run Game	Ryan Mountcastle, 6/19/21 vs. TOR (Manoah, Kay)
Individual 4-Home Run Game	Never
Home Run in Consecutive Games	Tyler O’Neill 7/25-27 vs. COL (3 G)
Home Run in 3 Consecutive Games	Tyler O’Neill 7/25-27 vs. COL
Home Run in 4 Consecutive Games	Gunnar Henderson, 5/17-20/24 vs. SEA, at STL
Home Run in 5 Consecutive Games	Jonathan Schoop, 7/22-27/18 vs. TOR, BOS, TB
Home Run in 6 Consecutive Games	Chris Davis, 9/26-10/2/12 vs. TOR, BOS, TB
4-Home Run Game, Team	7/28/25 vs. TOR
5-Home Run Game, Team	4/19/25 vs. CIN
6-Home Run Game, Team	3/27/25 at TOR
7-Home Run Game, Team	6/2/16 vs. BOS
8+-Home Run Game, Team	6/16/15 vs. PHI (8)
10+-Run Game, Team	7/28/25 vs. TOR (11)
15+-Run Game, Team	7/26/25 vs. COL (18)
20+-Run Game, Team	6/27/25 vs. TB (22)
Back-to-Back HR	Mullins/Mayo, 7/28/25 vs. TOR (2 nd inning)
Back-to-Back HR to Start First Inning	Mullins/Henderson, 4/19/25 vs. CIN
Back-to-Back-to-Back HR	Sánchez/Urias/O’Hearn, 6/24/25 vs. TEX (7 th inning)
Back-to-Back-to-Back HR to Start First Inning	Flaherty/Hardy/Markakis, 5/10/12 (G1) vs. TEX
2 Back-to-Back HRs, Same Game	Mullins/Henderson (1 st) & Laureano/Westburg (7 th), 4/19/25 vs. CIN
Leadoff Home Run	Jackson Holliday, 7/20/25 at TB (Pepiot)
Walk-Off Win	Anthony Santander (HR), 9/19/24 vs. SF (Walker)
Walk-Off Home Run	Anthony Santander, 9/19/24 vs. SF (Walker)
Walk-Off Grand Slam	Manny Machado, 8/18/17 vs. LAA (Middleton)
Walk-Off Home Run, Eutaw St.	Rio Ruiz, 8/11/19 vs. HOU (Osuna)
Home Run, 15 th Inning or later	Jonathan Villar, 7/25/19 at LAA (Canning)
Home Run, 17 th Inning or later	Adam Jones, 5/6/12 at BOS (McDonald)
Home Run by a Pitcher	Zack Britton, 7/3/11 at ATL (Beachy)
2-Home Run Game by a Pitcher	Milt Pappas, 8/27/61 at MIN (Ramos)
Oriole to hit a Home Run for 1 st ML hit	Connor Norby, 6/4/24 at TOR (Pearson)
Oriole w/ 2 Home Runs in One Inning	Mark Trumbo, 4/15/16 at TEX (7 th inning, Pérez, Faulkner)
Oriole w/ 3 Home Runs in Consecutive Innings	Manny Machado, 8/7/16 at CWS (1 st , 2 nd , 3 rd inning, Shields, Albers)
5-Hit Game	Adley Rutschman, 6/21/24 at HOU
6-Hit Game	Cal Ripken, Jr., 6/13/99 at ATL
5-RBI Game	Cedric Mullins, 3/27/25 at TOR
6-RBI Game	Adley Rutschman, 6/9/24 at TB
7-RBI Game	Ryan Mountcastle, 4/11/23 vs. OAK (9)
8-RBI Game	Ryan Mountcastle, 4/11/23 vs. OAK (9)
9-RBI Game	Ryan Mountcastle, 4/11/23 vs. OAK
PITCHING	
Perfect Game	Never
No-Hitter	5/5/21 at SEA (Means)
1-Hitter	5/26/24 at CWS (Bradish, Coulombe, Cano, Kimbrel)
Complete Game	9/23/22 vs. HOU (Kremer)
Shutout	9/23/22 vs. HOU (Kremer)
Team Shutout	7/26/25 vs. COL (Rogers, Hiraldo, Strowd)
Consecutive CG, Pitcher	Sidney Ponson (2), 5/16-22/04
Consecutive Shutouts, Pitcher	Mike Mussina (2), 9/26-10/1/95
Consecutive CG, Team	5/13-14/11 (Guthrie, Bergesen)
Consecutive Shutouts, Team	4/18-19/23 at WSH
10+ Strikeout Game, Pitcher	Charlie Morton (10), 6/13/25 vs. LAA
15+ Strikeout Game, Pitcher	Erik Bedard (15), 7/7/07 at TEX
10+ Strikeout Game, Team	7/27/25 vs. COL (12)
15+ Strikeout Game, Team	6/13/25 vs. LAA (15)
4+ Strikeouts in an inning	Mike Cuellar (4), 5/29/70 at CAL
Immaculate Inning	Brandon Young, 7/8/25 vs. NYM (5 th inning)
MISCELLANEOUS	
Hit for the Cycle	Cedric Mullins, 5/12/23 vs. PIT (7 th in club history)
Steal of Home	Ryan Mountcastle, 5/30/25 vs. CWS
Position Player to Pitch	Luis Vázquez, 7/1/25 at TEX (0.1 IP)
Triple Play Turned	9/18/22, Bottom 3 rd at TOR (Chapman batting/Kremer pitching)
	Scoring: 6-4-3 (Mateo-Vavra-Aguilar)
Manager Ejection	Tony Mansolino, 7/20/25 at TB (1 st career)
Player Ejection	Ryan O’Hearn, 7/21/25 at CLE (3 rd career)
WINNING SWEEPS	
2-Game, at OPACY	September 26-27, 2023 vs. WSH
2-Game, Road	April 18-19, 2023 at WSH
3-Game, at OPACY	June 13-15, 2025 vs. LAA
3-Game, Road	July 4-6, 2025 at ATL
4-Game, at OPACY	July 7-10, 2022 vs. LAA
4-Game, Road	June 7-10, 2024 at TB
Doubleheader	July 10, 2025 vs. NYM

2025 OUTFIELD ASSISTS						
Outfielder	1B	2B	3B	HP	TOTAL	ERRORS (F-T)
Jordyn Adams	-	-	-	-	-	-
Dylan Carlson	-	2	-	1	3	-
Colton Cowser	-	-	1	1	2	1 (0-1)
Cooper Hummel	-	-	-	-	-	-
Heston Kjerstad	-	4	-	-	4	-
Ramón Laureano	-	4	-	3	7	5 (2-3)
Jorge Mateo	-	-	-	-	-	1 (1-0)
Cedric Mullins	-	-	-	-	-	3 (1-2)
Ryan O’Hearn	-	-	-	-	-	-
Tyler O’Neill	1	3	-	1	5	1 (1-0)
Team Totals	1	13	1	6	21	11 (5-6)

2025 CATCHING BREAKDOWN							
Catcher	Errors		SB		Pick-offs		W-L (GS)
	F-T-C	PB	CCS-ATT	1B-2B-3B	Inn.	ERA	
Maverick Handley	0-0-1	0	0-13	0-0-0	120.2	4.25	7-7
Alex Jackson	0-1-0	1	2-9	0-0-0	66.0	5.73	4-3
Adley Rutschman	0-2-0	1	8-39	0-1-0	433.1	4.94	23-27
Gary Sánchez	0-2-2	1	1-18	1-0-0	175.1	5.39	8-11
Jacob Stallings	0-1-0	2	3-12	0-0-0	97.0	3.62	4-7
Chadwick Tromp	0-1-0	1	0-2	0-0-0	39.0	5.77	2-3
Totals	0-7-3	6	14-93	1-1-0	931.1	4.89	48-58


SCORING BY INNING										
	1	2	3	4	5	6	7	8	9	Extras Totals
OPPONENTS	69	53	72	67	66	44	51	72	32	8 534
ORIOLES	45	56	67	32	48	59	61	53	19	15 455


ORIOLES WHO MADE THEIR MAJOR LEAGUE DEBUT IN 2025			
DATE	PLAYER	STATS	NOTES
5/27 vs. STL	Yaramil Hiraldo	1.1 IP, 1 H, 1 K	Entered in 8 th
5/18 vs. WSH	Kade Strowd	1.0 IP, 2 H, R, ER, K	Entered in 9 th
4/29 vs. NYY	Maverick Handley	0-2, 2 K	Def. in 6 th
4/26 (G2) at DET	Grant Wolfram	0.1 IP, 1 H, 1 BB	Final out of 7 th
4/19 vs. CIN	Brandon Young	ND: 4.0+ IP, 7 H, 3 R, 3 ER, 3 BB, 3 K, HR	Game Started
3/30 at TOR	Tomoyuki Sugano	LD: 4.0 IP, 4 H, 2 R, 2 ER, 2 BB, 1 K	Game Started


2025 SCHEDULE


G#	DATE	OPP.	W-L	SCORE	WP/LP/SV	REC	POS	GA/GB	ATT.
1	3/27	at TOR	W	12-2	Eflin/Berrios	1-0	T-1 st	+0.5	40,734
2	3/28	at TOR	L	8-2	Gausman/Morton	1-1	T-3 rd	-0.5	26,289
3	3/29	at TOR	W	9-5	Kremer/Lovelyad	2-1	2 nd	-0.5	27,005
4	3/30	at TOR	L	3-1	Bassitt/Sugano/Hoffman	2-2	3 rd	-1.5	21,069
5	3/31	vs. BOS	W	8-5	Domínguez/Newcomb	3-2	3 rd	-1.0	45,002*
MARCH TOTALS: 3-2 TEAM ERA: 4.60 TEAM AVG: .305									
	4/1	OFF DAY				3-2	4 th	-1.0	
6	4/2	vs. BOS	L	3-0	Crochet/Eflin/Chapman	3-3	4 th	-1.5	18,146
7	4/3	vs. BOS	L	8-4	Kelly/Morton	3-4	T-4 th	-2.0	16,656
8	4/4	at KC	L	8-2	Lugo/Kremer	3-5	5 th	-2.5	14,196
9	4/5	at KC	W	8-1	Sugano/Wacha	4-5	5 th	-2.5	14,383
10	4/6	at KC	L	4-1	Bubic/Povich/Estévez	4-6	5 th	-2.5	19,098
11	4/7	at AZ	W	5-1	Eflin/Gallen	5-6	T-4 th	-1.5	20,333
12	4/8	at AZ	L	4-3	Kelly/Morton/Martínez	5-7	4 th	-2.0	23,843
13	4/9	at AZ	L	9-0	Pfaadt/Kremer	5-8	5 th	-2.5	22,411
	4/10	OFF DAY				5-8	5 th	-2.5	
	4/11	vs. TOR	**POSTPONED**		Rescheduled for 7/29 (DH)	5-8	5 th	-2.5	
14	4/12	vs. TOR	W	5-4	Baker/Francis/Bautista	6-8	T-4 th	-2.0	22,130
15	4/13	vs. TOR	L	7-6 (10)	Hoffman/Bowman	6-9	5 th	-2.5	27,193
	4/14	OFF DAY				6-9	5 th	-2.5	
16	4/15	vs. CLE	L	6-3	Allen/Morton/Clase	6-10	5 th	-3.5	14,203
17	4/16	vs. CLE	W	9-1	Kremer/Williams	7-10	5 th	-3.5	13,964
18	4/17	vs. CLE	W	6-2	Sugano/Bibee	8-10	4 th	-3.5	16,201
19	4/18	vs. CIN	L	8-3	Abbott/Povich	8-11	4 th	-4.5	42,587*
20	4/19	vs. CIN	W	9-5	Domínguez/Greene/Bautista	9-11	4 th	-3.5	28,534
21	4/20	vs. CIN	L	24-2	Rogers/Morton/Wynne	9-12	4 th	-4.5	19,053
	4/21	OFF DAY				9-12	4 th	-4.0	
22	4/22	at WSH	L	7-0	Parker/Kremer	9-13	4 th	-4.0	29,504
23	4/23	at WSH	L	4-3	López/Soto/Finnegan	9-14	5 th	-5.0	22,246
24	4/24	at WSH	W	2-1	Povich/Gore/Bautista	10-14	5 th	-4.5	23,058
	4/25	at DET	**POSTPONED**		Rescheduled for 4/26 (DH)	10-14	5 th	-4.0	
25	4/26-1	at DET	L	4-3	Mize/Young/Vest	10-15			28,509
26	4/26-2	at DET	L	6-2	Hurter/Morton	10-16	5 th	-5.0	21,422
27	4/27	at DET	L	7-0	Skubal/Kremer	10-17	5 th	-6.5	28,613
28	4/28	vs. NYY	W	4-3	Sugano/Warren/Bautista	11-17	5 th	-5.5	22,775
29	4/29	vs. NYY	L	15-3	Rodón/Gibson	11-18	5 th	-6.5	22,164
30	4/30	vs. NYY	W	5-4	Baker/Carrasco/Bautista	12-18	5 th	-5.5	22,381
APRIL TOTALS: 9-16 TEAM ERA: 5.64 TEAM AVG: .206									
	5/1	OFF DAY				12-18	5 th	-5.5	
31	5/2	vs. KC	W	3-0	Kremer/Wacha/Bautista	13-18	5 th	-5.5	26,364
32	5/3	vs. KC	L	4-0	Bubic/Sugano	13-19	5 th	-5.5	19,348
33	5/4	vs. KC	L	11-6	Zerpa/Cano	13-20	5 th	-5.5	31,956
	5/5	OFF DAY				13-20	5 th	-5.0	
34	5/6	at MIN	L	9-1	López/Povich	13-21	5 th	-6.0	19,779
35	5/7	at MIN	L	5-2	Coulombe/Morton/Duran	13-22	5 th	-7.0	16,417
36	5/8	at MIN	L	5-2	Jax/Cano/Duran	13-23	5 th	-7.5	17,410
37	5/9	at LAA	W	4-1	Sugano/Hendricks/Bautista	14-23	5 th	-7.5	30,778
38	5/10	at LAA	L	5-2	Kochanowicz/Gibson	14-24	5 th	-7.5	27,975
39	5/11	at LAA	W	7-3	Eflin/Ty. Anderson	15-24	5 th	-8.0	29,460
	5/12	OFF DAY				15-24	5 th	-8.0	
	5/13	vs. MIN	**POSTPONED**		Rescheduled for 5/14 (DH)	15-24	5 th	-7.5	
40	5/14-1	vs. MIN	L	6-3	Stewart/Kremer/Duran	15-25	5 th	-8.5	
41	5/14-2	vs. MIN	L	8-6	Funderburk/Cano/Sands	15-26	5 th	-9.0	10,169
42	5/15	vs. MIN	L	4-0	Paddack/Sugano	15-27	5 th	-9.5	30,926
43	5/16	vs. WSH	L	4-3	López/Bautista/Finnegan	15-28	5 th	-10.5	21,171
44	5/17	vs. WSH	L	10-6	Irvin/Gibson	15-29	5 th	-10.5	28,208
45	5/18	vs. WSH	L	10-4	Soroka/Eflin	15-30	5 th	-11.5	37,264
46	5/19	at MIL	L	5-4	Uribe/Cano/Megill	15-31	5 th	-12.0	22,319
47	5/20	at MIL	L	5-2	Henderson/McDermott/Uribe	15-32	5 th	-13.0	22,778
48	5/21	at MIL	W	8-4 (11)	Baker/Alexander	16-32	5 th	-13.0	30,554
	5/22	at BOS	**POSTPONED**		Rescheduled for 5/23 (DH)	16-32	5 th	-13.5	
49	5/23-1	at BOS	L	19-5	Whitlock/Domínguez	16-33	5 th	-14.0	31,150
	5/23-2	at BOS	**POSTPONED**		Rescheduled for 5/24 (DH)	16-33	5 th	-13.5	
50	5/24-1	at BOS	L	6-5 (10)	Weissert/Soto	16-34	5 th	-14.5	30,958
51	5/24-2	at BOS	W	2-1	Kittredge/Bernardino/Domínguez	17-34	5 th	-14.0	34,604
52	5/25	at BOS	W	5-1	Kremer/Buehler	18-34	5 th	-14.0	36,824
53	5/26	vs. STL	W	5-2	Morton/Fedde/Bautista	19-34	5 th	-14.0	21,717
54	5/27	vs. STL	L	7-4	Matz/Baker/Helsley	19-35	5 th	-15.0	13,779
55	5/28	vs. STL	L	6-4	King/Povich/Helsley	19-36	5 th	-16.0	14,491
	5/29	OFF DAY				19-36	5 th	-16.0	
56	5/30	vs. CWS	W	2-1	Eflin/Burke/Bautista	20-36	5 th	-15.0	22,108
57	5/31	vs. CWS	W	4-2	Kremer/Martin/Bautista	21-36	5 th	-14.0	23,470
MAY TOTALS: 9-18 TEAM ERA: 5.21 TEAM AVG: .250									
58	6/1	vs. CWS	W	3-2	Morton/Houser/Baker	22-36	5 th	-14.0	33,037
	6/2	OFF DAY				22-36	5 th	-14.0	
59	6/3	at SEA	W	5-1	Sugano/Kirby	23-36	5 th	-14.0	21,089
60	6/4	at SEA	W	3-2	Cano/Vargas/Bautista	24-36	5 th	-13.0	19,231
61	6/5	at SEA	W	4-3	Eflin/Woo/Baker	25-36	5 th	-13.0	27,887
62	6/6	at ATH	L	5-4	Sears/Kremer/Miller	25-37	5 th	-14.0	8,424
63	6/7	at ATH	W	7-4	Akin/Severino/Bautista	26-37	5 th	-13.0	9,185
64	6/8	at ATH	L	5-1	Newcomb/Sugano	26-38	5 th	-13.0	8,836
	6/9	OFF DAY				26-38	5 th	-13.0	
65	6/10	vs. DET	L	5-3	Lee/Povich/Vest	26-39	5 th	-14.0	20,291
66	6/11	vs. DET	W	10-1	Eflin/Mize	27-39	5 th	-14.0	18,630
67	6/12	vs. DET	L	4-1	Skubal/Kremer/Vest	27-40	5 th	-15.0	18,800
68	6/13	vs. LAA	W	2-0	Morton/Kochanowicz/Bautista	28-40	5 th	-14.0	20,204
69	6/14	vs. LAA	W	6-5	Akin/Anderson/Bautista	29-40	5 th	-13.0	26,313
70	6/15	vs. LAA	W	11-2	Povich/Kikuchi	30-40	5 th	-12.0	33,370
71	6/16	at TB	L	7-1	Pepiot/Eflin	30-41	5 th	-12.0	10,046
72	6/17	at TB	W	5-1	Kremer/Littell	31-41	5 th	-11.0	10,046
73	6/18	at TB	L	12-8	Montgomery/Kittredge	31-42	5 th	-11.0	10,046
74	6/19	at TB	W	4-1	Morton/Rasmussen/Bautista	32-42	5 th	-11.0	10,046
75	6/20	at NYY	W	5-3	Blewett/Weaver/Bautista	33-42	5 th	-10.0	47,034
76	6/21	at NYY	L	9-0	Schmidt/Eflin	33-43	5 th	-11.0	46,142
77	6/22	at NYY	L	4-2	Cruz/Baker/Williams	33-44	5 th	-12.0	45,571
78	6/23	vs. TEX	W	6-0	Rogers/Corbin	34-44	5 th	-11.0	13,929
79	6/24	vs. TEX	L	6-5 (10)	Jackson/Domínguez/Garcia	34-45	5 th	-11.0	16,909
80	6/25	vs. TEX	L	7-0	deGrom/Young	34-46	5 th	-12.0	22,828
	6/26	OFF DAY				34-46	5 th	-12.0	
81	6/27	vs. TB	W	22-8	Sugano/Orze	35-46	5 th	-12.0	20,047
82	6/28	vs. TB	L	11-3	Littell/Eflin	35-47	5 th	-12.0	30,491
83	6/29	vs. TB	W	5-1	Kremer/Bradley	36-47	5 th	-12.0	19,226
84	6/30	at TEX	W	10-6 (10)	Akin/Milner	37-47	5 th	-11.0	27,420
JUNE TOTALS: 16-11 TEAM ERA: 4.05 TEAM AVG: .253									
85	7/1	at TEX	L	10-2	deGrom/Young/Latz	37-48	5 th	-11.0	30,933
86	7/2	at TEX	L	6-0	Evoldi/Sugano/Dunning	37-49	5 th	-11.0	27,636
	7/3	OFF DAY				37-49	5 th	-11.5	
87	7/4	at ATL	W	3-2	Morton/Strider/Bautista	38-49	5 th	-11.5	40,249
88	7/5	at ATL	W	9-6 (10)	Bautista/Montero/Cano	39-49	5 th	-11.5	37,170
89	7/6	at ATL	W	2-1	Rogers/Holmes/Domínguez	40-49	5 th	-11.5	34,012
	7/7	OFF DAY				40-49	5 th	-12.0	
90	7/8	vs. NYM	L	7-6 (10)	Díaz/Cano/Brazobán	40-50	5 th	-13.0	35,200
	7/9	vs. NYM	**POSTPONED**		Rescheduled for 7/10 (DH)	40-50	5 th	-12.5	
91	7/10-1	vs. NYM	W	3-1	Wolfram/Stanek/Bautista	41-50	5 th	-12.0	25,262
92	7/10-2	vs. NYM	W	7-3	Sugano/Hagenman	42-50	5 th	-11.5	17,961
93	7/11	vs. MIA	W	5-2	Kremer/Cabrera	43-50	5 th	-11.5	22,213
94	7/12	vs. MIA	L	6-0	Junk/Rogers	43-51	5 th	-11.5	34,332
95	7/13	vs. MIA	L	11-1	Pérez/Young	43-52	5 th	-11.5	17,599

7/14 Home Run Derby (Truist Park - Atlanta, GA)									
7/15 MLB All-Star Game (Truist Park - Atlanta, GA)									
7/16-17 All-Star Break									
96	7/18	at TB	L	11-1	Bradley/Morton	43-53	5 th	-12.5	10,046
97	7/19	at TB	L	4-3	Uceta/Domínguez/Fairbanks	43-54	5 th	-13.5	10,046
98	7/20	at TB	W	5-3	Rogers/Pepiot/Bautista	44-54	5 th	-13.5	9,195
99	7/21	at CLE	L	10-5	Bibee/Selby	44-55	5 th	-14.5	21,748
100	7/22	at CLE	L	6-3	Cantillo/Young/Clase	44-56	5 th	-14.5	22,714
101	7/23	at CLE	L	3-2	Gaddis/Selby/Clase	44-57	5 th	-15.5	30,476
102	7/24	at CLE	W	4-3	Morton/Allen/Soto	45-57	5 th	-15.5	26,223
103	7/25	vs. COL	L	6-5	Bird/Kittredge/Halvorsen	45-58	5 th	-16.5	25,090
104	7/26	vs. COL	W	18-0	Rogers/Senzatela	46-58	5 th	-16.5	20,188
105	7/27	vs. COL	W	5-1	Sugano/Gomber	47-58	5 th	-15.5	16,407
106	7/28	vs. TOR	W	11-4	Martin/Bassitt	48-58	5 th	-14.5	20,176
107	7/29-1	vs. TOR	12:35 PM	MASN					
108	7/29-2	vs. TOR	6:35 PM	MASN					
109	7/30	vs. TOR	12:35 PM	MASN					
JULY TOTALS: 11-11				TEAM ERA: 4.76	TEAM AVG: .245				
110	8/1	at CHC	2:20 PM	MASN2					
111	8/2	at CHC	2:20 PM	MASN2	FS1 ⁺				
112	8/3	at CHC	2:20 PM	MASN2					
113	8/4	at PHI	6:45 PM	MASN					
114	8/5	at PHI	6:45 PM	MASN					
115	8/6	at PHI	12:35 PM	MASN					
	8/7	OFF DAY							
116	8/8	vs. ATH	7:05 PM	MASN					
117	8/9	vs. ATH	7:05 PM	MASN					
118	8/10	vs. ATH	1:35 PM	MASN					
	8/11	OFF DAY							
119	8/12	vs. SEA	6:35 PM	MASN					
120	8/13	vs. SEA	6:35 PM	MASN					
121	8/14	vs. SEA	1:05 PM	MASN2					
122	8/15	at HOU	8:10 PM	MASN2					
123	8/16	at HOU	7:10 PM	MASN2					
124	8/17	at HOU	2:10 PM	MASN					
125	8/18	at BOS	7:10 PM	MASN					
126	8/19	at BOS	7:10 PM	MASN					
	8/20	OFF DAY							
127	8/21	vs. HOU	7:15 PM	FOX					
128	8/22	vs. HOU	7:05 PM	MASN					
129	8/23	vs. HOU	7:05 PM	MASN					
130	8/24	vs. HOU	1:35 PM	MASN					
131	8/25	vs. BOS	6:35 PM	MASN					
132	8/26	vs. BOS	6:35 PM	MASN					
133	8/27	vs. BOS	6:35 PM	MASN					
134	8/28	vs. BOS	1:05 PM	MASN					
135	8/29	at SF	10:15 PM	MASN2					
136	8/30	at SF	7:15 PM	FOX					
137	8/31	at SF	4:05 PM	MASN2					
AUGUST TOTALS: 0-0				TEAM ERA: ---	TEAM AVG: ---				
138	9/1	at SD	6:40 PM	MASN2					
139	9/2	at SD	9:40 PM	MASN2					
140	9/3	at SD	4:10 PM	MASN2					
	9/4	OFF DAY							
141	9/5	vs. LAD	7:05 PM	MASN					
142	9/6	vs. LAD	7:05 PM	MASN					
143	9/7	vs. LAD	1:35 PM	MASN					
	9/8	OFF DAY							
144	9/9	vs. PIT	6:35 PM	MASN					
145	9/10	vs. PIT	6:35 PM	MASN					
146	9/11	vs. PIT	1:05 PM	MASN					
147	9/12	at TOR	7:07 PM	MASN2					
148	9/13	at TOR	3:07 PM	MASN2					
149	9/14	at TOR	1:37 PM	MASN2					
150	9/15	at CWS	7:40 PM	MASN2					
151	9/16	at CWS	7:40 PM	MASN2					
152	9/17	at CWS	2:10 PM	MASN2					
153	9/18	vs. NYY	7:15 PM	FOX					
154	9/19	vs. NYY	7:05 PM	MASN					
155	9/20	vs. NYY	7:05 PM	MASN					
156	9/21	vs. NYY	1:35 PM	MASN					
	9/22	OFF DAY							
157	9/23	vs. TB	6:35 PM	MASN2					
158	9/24	vs. TB	6:35 PM	MASN2	FS1 ⁺				
159	9/25	vs. TB	1:05 PM	MASN					
160	9/26	at NYY	7:05 PM	MASN					
161	9/27	at NYY	1:05 PM	MASN					
162	9/28	at NYY	3:05 PM	MASN					
SEPTEMBER TOTALS: 0-0				TEAM ERA: ---	TEAM AVG: ---				
*Indicates home sellout									
^Indicates out-of-market broadcast									
Pitchers in CAPS indicates complete game									
All times listed are Eastern									
MASN and MASN2 games can also be streamed locally via MASN+									
All games broadcast on the Orioles Radio Network and 98 Rock 97.9 FM/HD2 & WBAL NewsRadio 1090 AM/101.5 FM									









DELAYS & POSTPONEMENTS			
DATE	OPPONENT (Reason)	TIME (Delay)	RESULT
7/27	vs. COL (inclement weather)	0:28 (pregame)	W, 5-1
7/20	at TB (rain)	2:36 (top 7 th)	W, 5-3
7/13	vs. MIA (inclement weather)	1:38 (pregame)	L, 11-1
7/9	vs. NYM (inclement weather)	Postponed	Rescheduled for a DH on 7/10
7/8	vs. NYM (inclement weather)	0:46 (pregame)	L, 7-6
6/19	at TB (inclement weather)	0:10 (pregame)	W, 4-1
6/13	vs. LAA (rain)	2:16 (pregame, bottom 5 th)	W, 2-0
5/28	vs. STL (rain)	0:31 (pregame)	L, 6-4
5/24 (G1)	at BOS (rain)	0:26 (pregame)	L, 6-5
5/23 (G2)	at BOS (rain)	Postponed	Rescheduled for a DH on 5/24
5/22	at BOS (rain)	Postponed	Rescheduled for a DH on 5/23
5/16	vs. WSH (inclement weather)	0:12 (pregame)	L, 4-3
5/13	vs. MIN (inclement weather)	Postponed	Rescheduled for a DH on 5/14
5/3	vs. KC (rain)	0:57 (top 2 nd)	L, 4-0
4/25	at DET (inclement weather)	Postponed	Rescheduled for a DH on 4/26
4/11	vs. TOR (rain)	Postponed	Rescheduled for a DH on 7/29

TOTAL TIME OF DELAYS: 10:00

COLDEST GAME TIME TEMPERATURE: 45 degrees, April 5 at Kansas City (W, 8-1)

WARMEST GAME TIME TEMPERATURE: 100 degrees, 2x, last: June 24 vs. Texas (L, 6-5 [10])