



TAMPA BAY RAYS GAME NOTES

AL CHAMPIONS: 2020, 2008 | AL EAST CHAMPIONS: 2021, 2020, 2010, 2008 | AL WILD CARD: 2023, 2022, 2019, 2013, 2011

TAMPA BAY RAYS (32-29) vs. TEXAS RANGERS (29-33)

Thursday, June 5, 2025 • **First Pitch:** 7:35 p.m. ET • **Location:** George M. Steinbrenner Field (Tampa, Fla.) • **Game No./Home Game No.:** 62/40
TV: FanDuel Sports Sun • **Radio:** WDAE 95.3 FM/620 AM, WQBN 106.7/1300 AM (Sp.)

RHP RYAN PEPIOT
3-5, 3.21



RHP JACK LEITER
4-2, 3.66

BY THE NUMBERS

Home Record.....20-19
Road Record.....12-10
Day Record.....14-10
Night Record.....18-19

Current Streak.....W2
Last 5 Games.....3-2
Last 10 Games.....7-3
Last 15 Games.....11-4
Last 20 Games.....13-7

High-Water Mark.....3, 2x, last: 6/4
Low-Water Mark.....5, 3x, last: 5/19

vs. RH Starter.....23-20
vs. LH Starter.....9-9

On Grass.....27-22
On Turf.....5-7

vs. AL.....18-19
vs. NL.....14-10
vs. AL East.....9-7
vs. Other Divisions.....23-22
vs. AL Central.....2-4
vs. AL West.....7-8
vs. NL East.....3-6
vs. NL Central.....4-2
vs. NL West.....6-2

Leading After...
6 innings.....24-3
7 innings.....25-4
8 innings.....25-1

Tied After...
6 innings.....2-2
7 innings.....2-0
8 innings.....4-4

Trailing After...
6 innings.....5-25
7 innings.....4-26
8 innings.....3-24

Rays Score First.....20-7
Opponent Scores First.....12-22

Scoring 3 Runs or Fewer.....7-23
Scoring 4 Runs.....25-6
Scoring 5 Runs.....21-1

Rays Out-Hit Opponent.....23-7
Out-Hit by Opponent.....3-18
Hits Are Even.....6-4

Hit 0 HR.....6-18
Hit 1 HR.....26-11
Hit 2 HR.....13-3

Starter Goes 5.0 IP (or more).....29-24
Starter Goes 6.0 IP (or more).....19-15
Starter Goes 7.0 IP (or more).....6-5

One-Run Games.....9-10
Extra Innings.....3-1
Comeback Wins.....13
Blown Lead Losses.....10
Shutouts.....5-7
Last At-Bat.....8-5
Walk-Offs.....4-2

Committing No Errors.....23-15
One or More Errors.....9-14

March/April.....14-16
May.....16-12
June.....2-1
July.....0-0
August.....0-0
September.....0-0

CURRENT HOMESTAND

W-L.....2-0
RS | RA.....10 | 4

AVG/OBP/SLG......254/.319/.429
Runs Per Game.....5.0
HR.....3
RISP......462 (6-for-13)

Team ERA.....2.00
Starters W-L/ERA.....2-0 / 1.70
Relievers W-L/ERA.....0-0 / 1.13
Saves/Opps.....1/1

Errors.....2

STAY INFORMED

RaysPressBox.com is a central location for all Rays media info, including press releases, game notes, rosters and other gameday documents. Media members are also encouraged to follow the Rays Baseball Communications department on X/Twitter (@RaysPR) to be notified of roster moves and notes.

RAYS REPORT—The Rays continue a six-game homestand against the Rangers (2-0, one to play) and Marlins (three to play) tonight at Steinbrenner Field...the sets will wrap up the season series with both clubs...are 5-2 in their last seven games, 11-3 in their last 14, 13-6 in their last 19, 16-8 in their last 24, 18-11 in their last 29 and 23-15 in their last 38...are 11-4 over a span in which 15 of 19 games will take place at home (May 19–June 8), after which 59 of their remaining 97 games (60.8%) will be on the road...have won the first two games in a stretch of three straight series (9G) vs. sub-500 clubs (TEX, MIA, BOS)...12 of their previous 14 opponents entered with a .500 or better record from April 14–June 1...are fourth in the AL/seventh in MLB in run differential (+46)...are a season-high-tying three games above .500 (also: 4-1 entering play on April 2)...have been above .500 for a season-high eight consecutive days...are tied with the Blue Jays for second in the AL East, 5.5 GB the division-leading Yankees (37-23)...have had at least a share of second place in nine of the last 11 days since May 25...held fourth place for 16 consecutive days from May 8-23...have spent two days in first, 12 in second, 19 in third, 30 in fourth and four in fifth.

- ★ The Rays improved to 5-0-1 in their last six series with last night's 5-4 win...it marks their fifth straight series win at Steinbrenner Field, their longest streak at home since claiming six consecutive sets from June 11–July 28, 2024 at Tropicana Field.
- ★ Tampa Bay improved to 21-1 (.955) when scoring five runs or more, the best such record in the majors, outpacing the Twins (24-2/.923)...the Rays have also won nine straight games when scoring four runs or more (25-6 overall).
- ★ The Rays have scored first in two straight, five of seven, nine of 12 and 15 of their last 22 games...they did so in only 12 of their first 39 games to open the season...the club has won eight of its last nine games when plating the opening tally, and its 20-7 (.741) record when scoring first ranks second in the AL behind the Tigers (28-6/.824).
- ★ Tampa Bay has stolen multiple bases in each of the first two games of this series and has 10 multi-steal efforts in its last 16 games...its 86 SB on the season lead MLB.
- ★ Last night, the Rays committed multiple errors for the first time since May 10 vs. MIL...six of their 27 miscues have come vs. TEX, their most against any opponent...they are third in MLB with 34 defensive runs saved, trailing the Braves (42) and Rangers (40).

WHAT'S AT STAKE—With a win tonight, the Rays would:

- ★ Move four games above .500 for the first time since the end of the 2023 season (99-63).
- ★ Record their third series sweep and second in their last three series at Steinbrenner Field, joining April 25-27 at SD and May 23-25 vs. TOR.
- ★ Sweep the Rangers for the seventh time, first since Sept. 17-19, 2018 at Globe Life Park...this includes a one-game "sweep" in a tiebreaking 163rd game on Sept. 30, 2013 at TEX.
- ★ Sweep the Rangers at home for the fourth time, first since Aug. 16-18, 2010.

ROLLING RAYS—The Rays have outscored opponents, 84-28 (+56), during their 11-3 stretch, their best mark over any 14-game span since April 5-19, 2023 (+57)...over that timeframe (since May 20), they lead MLB in run differential, runs scored per game (6.0), runs allowed per game (2.0), OPS (.821), home runs (23), extra-base hits (53), stolen bases (25), opp. average (.198), opp. on-base pct. (.253), opp. slugging pct. (.307), opp. OPS (.560) and WHIP (0.93).

PEP RALLY—Ryan Pepiot carries a career-best 17.2 scoreless inning streak into tonight's outing, the second-longest active streak among MLB starters behind teammate **Drew Rasmussen** (23.0)...he has thrown five straight quality starts, the longest single-season streak by a Ray since **Tyler Glasnow** (5QS) from July 15 (G1)–Aug. 14, 2023...the last longer streak was **Shane Bieber**'s club-record 13 consecutive quality starts from May 11–July 26, 2022...Pepiot is 1-1 with a 1.99 ERA (31.2IP, 7ER) and 0.85 WHIP during his streak.

PITCHING IN—The Rays staff has allowed 3 ER or fewer in a team-record-tying 12 straight games, matching Aug. 4-16, 2014...it marks the longest streak in the majors this season and longest by any club since the Padres (12G) from Sept. 10-24, 2024...the last longer streak within a single season was 15 games by the Astros from Aug. 23–Sept. 9, 2022...since their 12-game run began on May 19, the Rays have a 1.60 ERA (106.1IP, 19ER) and 0.91 WHIP while holding opponents to a .192/.246/.283 (73-for-381) line—all marks lead MLB in that span.

- ★ Rays pitching has recorded double-digit strikeouts in three straight games...they reached the mark three times in their previous 17 games combined (May 14-31).
- ★ Rays starters have yielded three runs or fewer in 15 straight outings dating back to May 19 vs. HOU, their longest single-season streak since a 17-start run to conclude the 2024 campaign...the rotation has a 1.93 ERA (93.1IP, 20ER) in that span.
- ★ The Rays bullpen has turned in an AL-best 1.79 ERA (45.1IP, 9ER) over the last 17 games since May 17, third in the majors behind the Cubs (0.93) and Giants (1.69).

HOME FIELD ADVANTAGE—The Rays have won nine of their last 10 games at Steinbrenner Field on the heels of a 3-13 stretch in their previous 16 from April 15–May 19...last night's win moved them above .500 at home (20-19) for the first time since holding an 8-7 record after a 1-0 loss to the Red Sox on April 16...they have led after six frames in nine of those 10 games after doing so in only two of their previous 17 games in Tampa (April 15–May 20)...the Rays have scored five runs (or more) in a season-high-tying three straight home games, joining March 30–April 1...their last longer streak was five games from Aug. 16-31, 2024...they have 16 HR in their last nine home games (1.7 HR/G) compared to 26 HR in their first 30 (0.9 HR/G)...the Rays have recorded multiple steals in four consecutive games at Steinbrenner Field, tied for the second-longest home streak in franchise history (5x, last: Aug. 14-18, 2024) behind a five-game run from June 10-14, 2009.

- ★ **Brandon Lowe** has a career-high 11-game home hitting streak, batting .425 (17-for-40) with 4 2B, 5 HR, 8 RBI and a .900 slugging pct...the last Ray with a longer home streak (single-season streaks only) was **Avisail Garcia** (16G) from May 10–June 29, 2019.
- ★ **Jonathan Aranda's** .385 (42-for-109) home average leads all qualified major leaguers.

SCRIPT FLIPPED—Over their last 13 games since May 21, the Rays have recorded an MLB-best plus-11 (23-12) home run differential, ahead of the Mets (+8/19-11)...the 23 HR lead the majors, and the 12 HR allowed are tied for eighth fewest...they entered that span at a majors-worst minus-27 (67-40) over their first 48 games...the Rays are 15-1 when outperforming opponents, tallying nine consecutive wins...they are 10-8 when home runs are even and 7-20 when being outperformed.

- ★ Tampa Bay has recorded 23 HR and 23 SB over its last 13 games, its third time reaching those marks over a 13-game span in franchise history, first since June 2-16, 2009 (26 HR/23 SB)...since 2013, the 2025 Rays (1x), 2024 Brewers (1x), 2024 Dodgers (1x) and 2023 Reds (12x) are the only clubs to accomplish the feat.

KID CAMI—Junior Caminero has homered five times in his last seven games, going 10-for-28 (.357) while adding 3 2B and 14 RBI...he has more home runs (5) than strikeouts (4) in that span...over his last 12 games since May 23, 13 of his 17 hits have gone for extra bases (7 2B, 6HR)—during that stretch, he leads the majors in extra-base hits, total bases (42), OPS (1.294), slugging pct. (.894), doubles (T1st) and RBI (18)...on the season, the 21-year-old paces AL third basemen in home runs (14) and RBI (38).

GET LOWED—After matching a season high (3x) with three hits last night, **Brandon Lowe** has hit safely in 18 of his last 20 games, batting .359/.405/.705 (28-for-78) with 6 2B, 7 HR and 15 RBI...it ties **BAL Ryan O'Hearn** for the third-best average in the majors in that span (since May 13) behind **CLE José Ramirez** (.397) and **ATH Jacob Wilson** (.377).

GO, JONNNY, GO—**Jonathan Aranda** is 13-for-26 (.500) with 3 2B, 1 HR, 7 RBI and 9 R over his last nine games...he is slashing .351/.430/.489 (33-for-94) with 7 XBH, 19 RBI, 16 R and 11 BB over 29 games since the start of May, ranking fourth in the AL in average, seventh in on-base pct. and 10th in OPS (.919).

RANGER DANGER—The Rays and Rangers complete a six-game season series tonight, with the home team winning each of the first five matchups...the Rays were swept in Arlington from April 4-6 prior to the current series...despite back-to-back wins, the Rays are still 2-7 in the last nine meetings and, including the 2023 AL Wild Card Series (0-2), are 3-13 in the last 16 dating back to July 17, 2023...last night's win ensured the Rays first series win over the Rangers since June 9-11, 2023 at Tropicana Field and moved them to 5-2-0 in their last seven home series against Texas dating back to 2018.

SERIES RECORDS

Overall.....12-7-1
Home.....8-5-0
Road.....4-2-1

Series Openers.....11-9
Home.....8-4
Road.....3-5

Rubber Games.....7-3
Home.....4-2
Road.....3-1

Sweeps/Were Swept.....2-3

RAYS vs. RANGERS



2025 Statistics

19 (3.8).....Runs.....20 (4.0)
.239.....AVG......186
.656.....OPS......583
5.....HR.....6
3.80.....ERA.....3.98
0.98.....WHIP.....1.12
49.....Strikeouts.....43
6.....Errors.....1

2025 Record.....2-3
Home.....2-0
Road.....0-3

Under Cash (since 2015).....28-34
Home.....16-15
Road.....12-19

All-Time Record.....99-117
Home.....56-49
Road.....43-68

2025 Game Log

DATE	START/RES.	W/L/S
4/4	L, 5-2	Mahle/Littell/Jackson
4/5	L, 6-4	DeGrom/Montgomery/Jackson
4/6	L, 4-3 (wo)	Webb/Uceta/None
6/3	W, 5-1	Rasmussen/Mahle/None
6/4	W, 5-4	Baz/Rocker/Fairbanks
6/5	7:35 p.m.	–

Home games in bold

BEST RECORD SINCE MAY 20, MLB

TEAM	RECORD
Tampa Bay Rays	11-3 (.786)
Chicago Cubs	10-3 (.769)
Milwaukee Brewers	11-4 (.733)

MOST HR SINCE MAY 20, MLB

TEAM	HR
Tampa Bay Rays	23
Los Angeles Angels	21
Los Angeles Dodgers	21
Milwaukee Brewers	21

MOST CONSECUTIVE GAMES ALLOWING ≤4 RUNS, RAYS HISTORY*

DATES	GAMES
Sept. 16–Oct. 3, 2021	16
May 19, 2025–pres.	15
July 19–Aug. 4, 2016	15

STATCAST CORNER

HITTING
Category.....**# (MLB Rank)**
Avg. Exit Velocity.....89.2 mph (22)
Hard Hit Rate.....39.7% (21)
Barrel Rate.....7.5% (24)
Contact Rate.....77.6% (13)

PITCHING
Category.....**# (MLB Rank)**
Avg. Exit Velocity.....90.3 mph (30)
Barrel Rate.....8.6% (15)
Whiff Rate.....21.9% (19)
Chase Rate.....32.5% (4)

STAT OF THE DAY

Mason Montgomery generated 10 whiffs on 14 swings in a scoreless 7th inning last night, tying the most in a single inning by a Rays hurler in the pitch-tracking era (since 2008)...matched **James Shields** on May 8, 2009 at BOS (6th inn.).

UPCOMING SCHEDULE

Upcoming Games	Time (ET)	Probable Pitchers (Rays vs. Opp.)	TV & Radio
Fri., June 6 vs. MIA	1:10 p.m.	RHP Zack Littell (5-5, 3.86) vs. RHP Edward Cabrera (2-1, 4.14)	MLBN, FSS, WDAE 95.3 FM/620 AM, WQBN 106.7/1300 (Sp.)
Sat., June 7 vs. MIA	4:10 p.m.	RHP Taj Bradley (4-5, 3.95) vs. LHP Ryan Weathers (1-1, 2.49)	FSS, WDAE 95.3 FM/620 AM, WQBN 106.7/1300 (Sp.)
Sun., June 8 vs. MIA	12:10 p.m.	RHP Drew Rasmussen (5-4, 2.14) vs. TBA	FSS, WDAE 95.3 FM/620 AM, WQBN 106.7/1300 (Sp.)

TONIGHT'S STARTER: #44 RHP RYAN PEPIOT (3-5, 3.21)

YEAR	CLUB	W	L	ERA	G/GS	IP	H	R	ER	HR	BB-I	SO
2022	Los Angeles-NL	3	0	3.47	9/7	36.1	26	15	14	6	27-0	42
2023	Los Angeles-NL	2	1	2.14	8/3	42.0	27	10	10	7	5-0	38
2024	Tampa Bay	8	8	3.60	26/26	130.0	102	58	52	17	48-0	142
2025	Tampa Bay	3	5	3.21	12/12	70.0	61	26	25	10	20-0	56
Career Totals		16	14	3.27	55/48	278.1	216	109	101	40	100-0	278

TONIGHT'S START—Ryan Pepiot (PEP-ee-oh) gets the ball for his team-leading 13th start of the season and first against the Rangers...it is his 49th career start (56G) and his second against Texas...tonight marks his ninth home start of the campaign, tied for most in the majors...has thrown five straight quality starts...acquired from the Dodgers along with **OF Jonny DeLuca** for **RHP Tyler Glasnow**, **OF Manuel Margot** and cash considerations, Dec. 16, 2023.

LAST TIME OUT—Settled for a no-decision on May 30 at HOU after throwing 6.2 scoreless frames with two hits allowed, one walk and four strikeouts...marked his fifth straight quality start, tied for the third longest active streak in the majors...he retired the first six batters to come to the plate, 13 of the first 14 and 19 of the 22 he faced in the game...marked the fourth start by a Ray this season with 6.0 innings or more pitched and three baserunners or fewer allowed...has not allowed a run in his last 17.2 innings (May 19–pres.), the fourth longest active streak in the majors and second longest by a starter behind teammate **Drew Rasmussen** (23.0IP).

HOME ON THE RANGE—Pepiot made his first and only career start against the Rangers on April 1, 2024 in Arlington...he went 5.2 innings and allowed four hits, six runs, four walks and one home run with three strikeouts in a losing decision...his six runs allowed in the contest are tied for the most in his career (also: April 15 vs. BOS)...since that outing, he has allowed three runs or fewer in 32 of 37 starts.

★ In nine career starts against the AL West, he is 3-2 with a 3.44 ERA (52.1IP, 20ER) and a .199 (37-for-186) opp. average...he has allowed three runs or fewer in seven of the nine and gone 5.0 innings or more in all nine.

QUALITY IN QUANTITY—Pepiot has recorded five straight quality starts, the longest streak of his career and the longest by a Rays pitcher in 2025...joins **Shane Baz** (6G, Sept. 17, 2024–April 14, 2025) as the only pitcher to throw five straight quality starts...seven of his last eight starts have been quality, and he has gone 6.0 IP or more in eight of his last nine outings...Pepiot's eight quality starts on the year are tied with **Taj Bradley** and **Zack Littell** for the club lead.

HOME COOKIN'—He has pitched to a 2.52 ERA (25.0IP, 7ER) in his last four home starts (April 20–pres.) compared to his 4.91 ERA (22.0IP, 12ER) in his first four starts at Steinbrenner Field...the right-hander has also held a .218 (19-for-87) opp. average with three home runs against his .286 (26-for-91) opp. average and six home runs...he has gone 5.0 innings or more in nine straight starts and 15 of his last 16 (May 29, 2024–pres.).

JUNE GLOOM—Pepiot holds a 5.33 ERA (25.1IP, 15ER) in five career starts in the month of June...it is his highest ERA in any month of his career...he is also posting a .253 (25-for-99) opp. average in the month and a .321 opp. OBP, both are also the highest of any month in his career.

REVERSE, REVERSE—He has limited lefties to a .188 (19-for-101) average, including a 7-for-47 (.149) clip over his last six starts...it is the fifth-lowest mark among AL right-handed pitchers (min. 100BF), trailing **TEX Tyler Mahle** (.164), **CLE Gavin Williams** (.165), **HOU Hunter Brown** (.169) and **CWS Shane Smith** (.178)...Pepiot's .149 opp. average vs. lefties in May was the lowest among AL pitchers (min. 40 BF) during the month...lefties are 10-for-46 (.217) with 19 SO in at-bats ending with Pepiot's four-seam fastball.

★ Meanwhile, right-handed hitters are batting .292 (40-for-137) against Pepiot, and were 20-for-84 (.238) across his six starts in May...they are hitting .310 (18-for-58) against his four-seamer.

STILL IN NEED OF SUPPORT—Pepiot has seen three runs of support or fewer in 10 of 12 starts, two or fewer in eight starts and one or zero in six starts...Tampa Bay is averaging 3.75 runs in 12 games (45 total runs) started by Pepiot and 4.5 runs in its other 49 games (221 total runs)...he has received two runs of support or fewer in 26 of his 38 career starts with the Rays.

★ Despite allowing three earned runs or fewer in any of his last eight starts, Pepiot has received three runs of support or fewer in seven of those seven outings...the Rays are 2-6 in those starts...Pepiot is 9-0 with a 2.24 ERA (60.1IP, 15ER) in 11 career starts when he receives four or more runs of support (his teams are 11-0 in those starts) and 15-7 with a 2.63 ERA (205.0IP, 60ER) when he limits opponents to three runs or fewer in starts (his teams are 23-17 in those starts).

AMBUSHED—Opponents are 13-for-42 (.310) against Pepiot when putting the first pitch in play, including 7-for-17 (.412) off his four-seam fastball...they are batting .333 (25-for-75) when putting one of his first two offerings in play compared to .196 (36-for-184) in at-bats of three pitches or more.

TOP HEAVY—The first three spots in opposing lineups are batting .320/.355/.600 (32-for-100) with 6 HR against Pepiot, but 4-9 hitters have produced a .182/.251/.308 (29-for-159) line with 4 HR...this includes a .103 (3-for-29) average against cleanup hitters, the third-lowest mark among qualified AL pitchers (fifth in MLB) behind **KC Kris Bubic** (3-for-30/.100) and **TOR Kevin Gausman** (.100/3-for-30).

A MODEL OF CONSISTENCY—Pepiot yielded 3 ER or fewer in 17 consecutive starts from June 21, 2024 at PIT–April 9, 2025 vs. LAA, the fourth-longest streak in team history behind runs by **Shane McClanahan** (23GS, 2021–22), **Drew Rasmussen** (19GS, 2021–22) and **Tyler Glasnow** (18GS, 2018–20)...since the streak began, he has permitted 3 ER or fewer in 25 of his 26 starts.

LEADING OFF—Pepiot became the 17th Opening Day starter in franchise history and third in the last three years along with **Zach Eflin** (2024) and **Shane McClanahan** (2023)...he was announced as the club's Opening Day starter on March 23 in place of McClanahan, who was scheduled for his third career Opening Day start before suffering a nerve-related issue in his left triceps during his spring training start on March 22 vs. BOS...he was the seventh pitcher in the last eight years to start on Opening Day for the Rays (2018-25) on the heels of **Chris Archer's** four consecutive starts from 2015-18...it marked the fifth straight year and 25th time in 28 seasons a pitcher below age 30 has started for the Rays on Opening Day...the exceptions: **Charlie Morton** (36) in 2020, **James Shields** (30) in 2012 and **Tanyon Sturtze** (31) in 2002.

PITCH TRACKING DATA					
STAT	FB	CH	SL	CT	CB
Usage Rate	43.7%	23.5%	22.8%	6.1%	3.9%
# vs. RHB	274	127	191	15	34
# vs. LHB	199	127	56	51	8
Avg. Pitch Velocity	94.9 mph	86 mph	89.1 mph	92 mph	81 mph
Whiff %	20.1%	27.9%	21.3%	20.0%	21.4%
Strikeouts	28	20	5	1	2
HR Allowed	5	2	3	0	0
Avg. Exit Velocity	94.3 mph	90.2 mph	86 mph	89.4 mph	88.8 mph
Opp. Avg.	.269	.169	.286	.182	.182
Opp. SLG	.510	.312	.500	.182	.182
Avg. Spin Rate	2,398 rpm	2,508 rpm	2,585 rpm	2,474 rpm	2,930 rpm

KEY: FB-4-seam fastball, CH-changeup, SL-slider, CT-cutter, CB-curveball

BY INNING								
STAT	1	2	3	4	5	6	7	8 9
ER Allowed	3	7	3	3	4	5	0	-- --
ERA	2.25	5.25	2.25	2.25	3.18	5.00	0.00	-- --
Batters Faced	52	50	48	47	45	9	6	-- --
Opp Avg.	.313	.273	.250	.167	.190	.212	.167	-- --

SEASON HIGHS			
Innings:	7.0, 5/25 vs. TOR	Walks:	3, 2x, last: 4/9 vs. LAA
Pitches:	102, 4/15 vs. BOS	Strikeouts:	8, 2x, last: 4/15 vs. BOS
Hits:	9, 4/15 vs. BOS	Home Runs:	3, 4/9 vs. LAA
Runs:	6, 4/15 vs. BOS	Win Streak:	1, 3x, last: 5/25–pres.
ER:	6, 4/15 vs. BOS	Loss Streak:	2, 2x, last: 5/2–5/14

CAREER HIGHS			
Innings:	7.0, 2x, last: 5/25/25 vs. TOR	Walks:	5, 2x, last: 8/16/22 at MIL
Pitches:	102, 4/15 vs. BOS	Strikeouts:	12, 9/18/24 vs. BOS
Hits:	9, 2x, last: 4/15 vs. BOS	Home Runs:	3, 2x, last: 4/9/25 vs. LAA
Runs:	6, 2x, last: 4/15 vs. BOS	Win Streak:	5, 7/5/22–9/7/23
ER:	6, 2x, last: 4/15 vs. BOS	Loss Streak:	3, 6/10/24–7/3/24

SPLITS											
2025						CAREER					
	W	L	ERA	G/S	IP	ER	W	L	ERA	G/S	IP
Home:	2	3	3.64	8/8	47.0	19	9	7	3.55	32/28	165.0
Road:	1	2	2.35	4/4	23.0	6	7	7	2.86	23/20	113.1
Day:	1	2	2.25	4/4	24.0	6	7	6	2.96	24/18	112.1
Night:	2	3	3.72	8/8	46.0	19	9	8	3.47	31/30	166.0
Grass:	3	4	3.09	11/11	64.0	22	11	10	3.14	37/30	183.1
Turf:	0	1	4.50	1/1	6.0	3	5	4	3.51	18/18	95.0
Pre-ASB:	3	5	3.21	12/12	70.0	25	10	10	3.52	33/33	173.2
Post-ASB:	-	-	-	-	-	-	6	4	2.84	22/15	104.2

SPLITS vs. BATTERS											
2025						CAREER					
	AVG	H	AB	HR	BB	SO	AVG	H	AB	HR	BB
vs. LHB:	.188	19	101	5	9	28	.195	101	517	21	68
vs. RHB:	.266	42	158	5	11	28	.228	115	504	19	32
TOTALS	.236	61	259	10	20	56	.212	216	1021	40	100

CAREER vs. RANGERS											
2025						CAREER					
	W	L	ERA	G/GS	IP	ER	W	L	ERA	G/GS	IP
HOME	--	--	--	--	--	--	0	1	9.53	1/1	5.2
ROAD	--	--	--	--	--	--	--	--	--	--	--
TOTALS	--	--	--	--	--	--	0	1	9.53	1/1	5.2

2025 GAME LOG											
GAME	DEC.	ERA	IP	H	R	ER	BB	SO	HR	P/S	FINAL
3/28 vs. COL	--	1.50	6.0	6	2	1	1	8	0	85/58	W, 3-2
4/2 vs. PIT	L-1	2.45	5.0	5	2	2	3	3	1	88/56	L, 4-2
4/9 vs. LAA	W-1	3.38	5.0	6	3	3	3	5	3	91/55	W, 5-4
4/15 vs. BOS	L-2	4.91	6.0	9	6	6	2	8	2	102/70	L, 7-4
4/20 vs. NYY	L-3	4.82	6.0	6	3	3	1	7	2	96/63	L, 4-0
4/26 @ SD	W-2	4.24	6.0	3	1	1	2	3	0	75/51	W, 4-1
MARCH/APRIL	2-3	4.24	34.0	35	16	16	12	34	8		
5/2 @ NYY	L-4	4.23	4.1	5	2	2	2	1	0	88/55	L, 3-0
5/8 vs. PHI	--	3.86	6.0	2	1	1	2	3	0	95/53	L, 7-6
5/14 @ TOR	L-5	3.93	6.0	6	3	3	1	7	1	92/64	L, 3-1
5/19 vs. HOU	--	3.99	6.0	8	3	3	1	2	1	87/55	L, 4-3
5/25 vs. TOR	W-3	3.55	7.0	3	0	0	1	5	0	91/60	W, 13-0
5/30 @ HOU	--	3.21	6.2	2	0	0	1	4	0	93/61	L, 2-1
MAY	1-2	2.25	36.0	26	9	9	8	22	2		
2025 TOTALS	3-5	3.21	70.0	61	26	25	20	56	10		

TOMORROW'S PROBABLE STARTER vs. MIAMI: RHP ZACK LITTELL (4-5, 3.97)

LAST TIME OUT—Earned his fifth win of the year on May 31 at HOU after throwing the first complete game by a Ray since **Ryan Yarbrough** did so on June 3, 2021 at NYY...he allowed 10 hits, three runs, one walk, one hit batter and two home runs with six strikeouts over 9.0 innings.

vs. MARLINS—In two career appearances opposite Miami, Littell is 1-0 with a 0.00 ERA over 3.1 innings...last faced the Marlins as a reliever on June 3, 2022 in Miami (W, 2.0IP, H, 4SO).

RAYS HITTER NOTES

62 JONATHAN ARANDA | L/R

.326 | 7 HR | 32 RBI | 0 SB

Wed. vs. TEX: 1-2, RBI, BB, R	TEX Series: 3-6, RBI, BB, 2R	Homestand: 3-6, RBI, BB, 2R
Current Streak: 3G, 4-9 (.444)	HOU Series: 4-10, 2 2B, RBI, 3R, 2BB, HBP	RISP: 17-46 (.370)
vs. LHP: 11-39 (.282) 0 HR, 4 RBI	vs. RHP: 48-142 (.338) 7 HR, 28 RBI	As PH: 1-7 (.143), 0 BB

- Delivered an RBI-single in the 3rd last night vs. TEX...has tallied a hit in nine of his last 10 games and 21 of his last 29, going 34-for-96 (.354) with 4 2B, 3 HR, 19 RBI and 10 multi-hit efforts...he batted .341 (29-for-85) in May.
- In two-strike counts, holds a .357 OBP, seventh in MLB among qualified hitters.
- Is batting .362 (17-for-47) with 5 2B and 2 HR vs. breaking pitches, second highest in the majors behind KC **Maikel Garcia** (.372/29-for-78) (min. 50PA).
- Ranks fifth in MLB and third in the AL in AVG vs. RHP (.338/48-for-142).
- Has a 55.3 pct. hard-hit rate, fifth best in the AL.
- He has hit safely in 24 of 29 home starts this season (.392 (40-for-102)/.475/.598).
- Went four straight games (May 26-29) with two hits or more and one or more RBI...he became the 12th different Ray to do so (13x, last: **Kevin Kiermaier** - 5G, May 17-24, 2022).
- Hit a three-run homer on May 26. vs. MIN...marked his first home run since May 13 at TOR and first at home since his walk-off homer on April 19 vs. NYY...marked his second career homer of three runs or more, joining his grand slam on Oct. 1, 2023 at TOR.

77 JOSÉ CABALLERO | R/R

.245 | 2 HR | 20 RBI | 19 SB

Wed. vs. TEX: 0-4, 3SO	TEX Series: 0-4	Homestand: 0-4
Current Streak: 0-7	HOU Series: 5-16, 2 2B, HR, 5RBI, 4R	RISP: 11-38 (.289)
vs. LHP: 14-54 (.259) 2 HR, 12 RBI	vs. RHP: 21-89 (.236) 0 HR, 8 RBI	As PH: 0-1 (.000), 0 BB

- Snapped a five-game hitting streak (May 26–June 1) with an 0-for-3 on Sun. at HOU...was one shy of his season best six game streak (May 13-19) and two shy of his career best seven game streak (April 3-12, 2024).
- Has 19 stolen bases on the year and 10 in his last 14 games...is currently tied for fifth most in the majors.
- Has recorded a hit in 12 of his last 17 games since May 13 (.258/16-for-62).
- Ranks second in the AL/T6th in MLB with 89 SB since the beginning of 2023.
- Opened Fri. night at HOU with a leadoff HR, the first leadoff HR of his career...he is the second Ray to have a leadoff HR in 2025 (3x, last: **Yandy Díaz**, April 14)...with an exit velocity of 114.4 mph, it was the hardest hit home run by the Rays in 2025.
- Has made starts at 2B, 3B, SS, CF and RF his season...was the ninth player in 2025 to start at five different positions.
- Stole two bases on back-to-back pitches on May 27 vs. MIN in the 7th inning...was his fourth multi-SB game this season (last: May 21 vs. HOU).
- Plated two runs on an RBI-double in the 8th on May 26 vs. MIN...marked his first multi-RBI game since April 9 vs. LAA (4RBI).
- Held a season-best six-game hitting streak from May 13-19, going 8-for-23 (.348) with 4 2B, 2 RBI and 4 R over the streak.

13 JUNIOR CAMINERO | R/R

.258 | 14 HR | 38 RBI | 4 SB

Wed. vs. TEX: 0-4	TEX Series: 1-7, HR, RBI, BB, 2R	Homestand: 1-7, HR, RBI, BB, 2R
Current Streak: 0-4	HOU Series: 7-17, 3 2B, 3HR, 11RBI, 6R	RISP: 13-40 (.325)
vs. LHP: 15-67 (.224) 4 HR, 10 RBI	vs. RHP: 42-154 (.273) 10 HR, 28 RBI	As PH: 1-2 (.500), 0 BB

- Is 17-for-47 (.362) with 13 XBH and 18 RBI in his last 12G (May 23–pres.).
- Holds the fastest average bat speed (78.1 mph) in the AL.
- Is hitting .417 (10-for-24) on the first pitch of at-bats this year (.413 in his career).
- Launched his team-leading 14th HR in the 8th inning on Tues. ...also stole home in the 6th inning on a double steal...the last Ray to record a HR and a SB of home in a game was **Randy Arozarena** in Game 1 of the ALDS on Oct. 7, 2021 vs. BOS.
- Was selected as the AL Co-Player of the Week for May 26–June 1 along with Seattle's **Cal Raleigh**...is the first Ray to win the award since **Isaac Paredes** won on June 27, 2022...hit .379 (11-for-29) with 4 HR, 13 RBI, 4 2B, BB, 8 R in 7G.
- Went 4-for-5 with 2 2B, 2 HR, 5 RBI and 4 R on Sat. at HOU...at 21y, 330d, he became the youngest player in the majors to ever record 4 XBH, 5 RBI and 4 R in a single game...four hits marked a career high.
- He totaled 11 RBI in four games against the Astros last series, most in any four game series in franchise history...was the second most in any series in club history behind **Ben Zobrist**'s 13 RBI (April 27-29, 2011 at MIN).

2 YANDY DÍAZ | R/R

.242 | 7 HR | 31 RBI | 3 SB

Wed. vs. TEX: 1-4, R, 2SO	TEX Series: 3-7, BB, 2R	Homestand: 3-7, BB, 2R
Current Streak: 2G, 3-7 (.429)	HOU Series: 5-18, 2 2B, HR, 5RBI, 3R	RISP: 17-68 (.250)
vs. LHP: 13-67 (.194) 4 HR, 9 RBI	vs. RHP: 43-164 (.262) 4 HR, 25 RBI	As PH: 0-0 (---), 0 BB

- Collected a hit in his second straight contest last night vs. TEX...is a .329 (46-for-140) hitter with 7 2B, 1 3B, 2 HR, 11 RBI, 15 BB and 20 R in 38 career games against the Rangers...had multiple hits in 13 of those contests.
- Is three games shy of tying **Carlos Peña** (726 games) for 7th in franchise history.
- From the 7th inning on, he is batting .318 (21-for-66) with 4 2B and 3 HR...min. 60 AB, his .318 AVG is eighth best in the AL.
- Has reached base safely in 41 of 56 games this season and 26 of his last 34 games.
- Was 3-for-5 on Sat. with 1 2B and 1 HR, tying **Kevin Kiermaier** (82HR) for 10th on the Rays all-time list.
- Tied and surpassed Kiermaier (756H) for sixth all-time in franchise history with two hits on May 29 at HOU.
- Held a six-game hitting streak from May 16-21, tied for his longest of 2025 (also: April 11-16)...he went 9-for-25 (.360) during each streak.
- Went 22 straight PA without a strikeout from May 17-21.
- Had a 14-game on-base streak from April 23–May 8...over that span, he batted 18-for-55 (.327) with 4 2B, 3 HR, 12 RBI, 5 R and a .387 OBP...marked his longest streak since a career-high 29-game run from May 26–June 28, 2024.

19 DANNY JANSEN | R/R

.187 | 4 HR | 12 RBI | 0 SB

Wed. vs. TEX: DNP	TEX Series: 0-3	Homestand: 0-3
Current Streak: 0-6	HOU Series: 1-8, 2B	RISP: 5-34 (.147)
vs. LHP: 11-49 (.224) 3 HR, 6 RBI	vs. RHP: 12-74 (.162) 1 HR, 6 RBI	As PH: 1-2 (.500), 1 BB

- Has hit .333 (24-for-72) in 23G vs. TEX in his career...reached base safely in 17G.
- Has reached base safely in 26 of his last 30 games (.340 OBP), including a career-best 18G on-base streak (.375 OBP) from April 14–May 13...marked the longest streak by a Rays batter this season and tied **Wilson Ramos** (April 14–May 12 [G2], 2018) for the longest run by a catcher in franchise history.
- Min. 100 PA, ranks fifth in the AL (seventh in the majors) in chase rate (17.4%) behind DET **Gleyber Torres** (15.5%), CWS **Edgar Quero** (16.4%), teammate **Matt Thaiss** (16.4%) and NYY **Trent Grisham** (16.5%), per Baseball Savant.
- Per Stats Perform, since he entered the majors in 2018, his 59 catcher caught stealings are seventh most among active AL catchers.
- Drilled his fourth home run on May 26 vs. MIN, his third in a nine-game span (May 13-26) after recording 1 HR in his first 28 games.

8 BRANDON LOWE | L/R

.251 | 12 HR | 33 RBI | 2 SB

Wed. vs. TEX: 3-4, 2B, HR, 2RBI, 2R	TEX Series: 4-8, 2B, HR, 2RBI, 2R	Homestand: 4-8, 2B, HR, 2RBI, 2R
Current Streak: 2G, 4-8 (.500)	HOU Series: 2-14, 2B, RBI, 3R, BB, HBP	RISP: 16-54 (.296)
vs. LHP: 8-49 (.163) 2 HR, 3 RBI	vs. RHP: 46-166 (.277) 10 HR, 30 RBI	As PH: 1-3 (.333), 0 BB

- Finished a triple shy of the cycle last night vs. TEX...his three hits matched a season high (4x, last: May 25 vs. TOR)...marked his second multi-extra-base-hit game of the season, joining May 15 at TOR (2HR).
- Has hit safely in 11 straight at Steinbrenner Field, going 17-for-40 (.425) with 4 2B, 5 HR, 8 RBI and 11 R...marks the longest home hitting streak of his career.
- Has collected hits in 18 of his last 20 games (May 13–pres.), going 28-for-78 (.359) with 6 2B, 7 HR, 15 RBI, 19 R and seven multi-hit efforts in that span.
- Has hit safely in 38 of 52 starts and reached base in 43 of those games.
- Is 15-for-48 (.313) with 4 HR against four-seam fastballs.
- Snapped a career-high 13-game hitting streak with an 0-4 day Sun. at HOU...hit .347 (17-for-49) with 4 2B, 4 HR and 7 RBI during the streak...was the first Ray since **Yandy Díaz** to have a 13-game streak or better (20G, June 7-28, 2024).
- Tallied an extra-base hit in five straight games from May 20-25, tied for the second-longest streak of his career behind a seven-game run from Aug. 9-15, 2020...marked the longest streak by a Ray since **Wander Franco** (5G) from April 16-22, 2022...also homered in three of his four games from May 21-25.

15 JOSH LOWE | L/R

.303 | 3 HR | 5 RBI | 3 SB

Wed. vs. TEX: 1-3, 2B, BB, R	TEX Series: 1-7, 2B, BB, R	Homestand: 1-7, 2B, BB, R
Current Streak: 1G, 1-3 (.333)	HOU Series: 5-12, HR, 2RBI, 6R, 2BB, SB	RISP: 1-10 (.100)
vs. LHP: 6-17 (.353) 1 HR, 2 RBI	vs. RHP: 14-49 (.286) 2 HR, 3 RBI	As PH: 0-1 (.000) 0 BB

- Has hit safely in nine of his last 11 games, going 14-for-42 (.333) with 3 2B, 2 HR, 3 RBI and 11 R.
- Has five multi-hit games in 17 starts this season...the Rays are 5-0 when he has multiple hits.
- Has reached base in 15 of his 18 games this season to a .370 OBP.
- Min. 50 SB att., his 94.1 pct. (64-for-68) career SB success rate leads active players.
- Snapped his season-best six-game hitting streak on Tues. vs. TEX...was his longest since a seven-game streak between Sept. 27, 2024–May 17, 2025...hit .333 (8-for-24) with 1 HR, 2 RBI, 3 BB and 6 R during the streak.
- Scored 3 R in back-to-back games May 29-31...he is the eighth Ray in club history to have back-to-back games with 3 R (last: **Nelson Cruz**, Sept. 6-7, 2021).
- Hit back-to-back homers with **Brandon Lowe** on May 21 vs. HOU...it is the second time this season the pair have homered in the same game, (also: May 15 at TOR).

28 JAKE MANGUM | S/L

.310 | 1 HR | 12 RBI | 10 SB

Wed. vs. TEX: 1-4, RBI, 3SO	TEX Series: 2-8, 2RBI	Homestand: 2-8, 2RBI
Current Streak: 2G, 2-8 (.250)	HOU Series: 2-11, HR, 3RBI, HR, R, SO	RISP: 12-22 (.545)
vs. LHP: 8-28 (.286) 0 HR, 1 RBI	vs. RHP: 19-59 (.322) 1 HR, 11 RBI	As PH: 0-0 (---) 0 BB

- Plated a run in the 3rd inning last night after legging out an infield single...has 6 RBI in his last 6G...also improved to 10-for-10 on stolen base attempts, the second-longest career opening streak without a caught stealing in Rays history behind **Evan Longoria** (16-for-16, 2008-09).
- Worked a career-high 15-pitch at-bat in the 5th inning (looking strikeout), the longest by a Ray since **Shane Peterson** (15) on July 1, 2017 at BAL...it tied the second-most pitches seen in any plate appearance in franchise history (6x), trailing only **Mike Kelly** (16) on Sept. 24, 1998 at NYY.
- Min. 20 PA, he leads all major league hitters in average with runners in scoring position (.545/12-for-22).
- Has hit safely in 11 of his last 15 starts (.327/16-for-49), tallying multiple hits in five of those contests.
- Min. 40 PA, ranks second among AL rookies in average (.310), fourth in OBP (.348) and seventh in OPS (.739).
- Recorded the first home run of his career on Sat. in the 7th inning.
- Was tied for the AL lead with 8 SB and tied for fourth most in the majors prior to his stint on the IL.
- Reinstated Friday from the 10-day IL...placed on the IL with a left groin strain on April 24 and missed 32 games.

25 CURTIS MEAD | R/R

.214 | 3 HR | 7 RBI | 2 SB

Wed. vs. TEX: DNP	TEX Series: --	Homestand: --
Current Streak: 0-2	HOU Series: 1-8, R, BB	RISP: 2-22 (.091)
vs. LHP: 11-54 (.204) 1 HR, 2 RBI	vs. RHP: 7-30 (.233) 2 HR, 5 RBI	As PH: 2-10 (.200), 0 BB

- Has a hit in nine of his last 11 games, batting .323 (10-for-31) during that span.
- Has hit safely in each of his four career games vs. TEX, going 5-for-12 (.417).
- Is a career .273 (35-for-128) hitter vs. LHP and .205 (33-for-161) vs. RHP.
- Had a career-best eight game hitting streak (May 8-26) come to an end Fri. (.391/9-for-23, 3HR, 4RBI)...it is tied for the third-longest streak by a Ray this season.
- Homered in a career-high three straight games from May 21-25...entered that stretch with 2 HR in his first 90 career games.
- Is one of three Australian-born players to appear for the Rays.

26 KAMERON MISNER | L/R

.227 | 5 HR | 18 RBI | 7 SB

Wed. vs. TEX: 1-3, SO	TEX Series: 2-7, HR, RBI, R	Homestand: 2-7, HR, RBI, R
Current Streak: 2G, 2-7 (.286)	HOU Series: 1-9, 2B, 2RBI, R, BB	RISP: 10-40 (.250)
vs. LHP: 5-36 (.139) 1 HR, 2 RBI	vs. RHP: 32-127 (.252) 4 HR, 16 RBI	As PH: 0-1 (.000), 0 BB

- Has reached base safely in 27 of his last 37 starts with 8 XBH, 12 RBI and 13 BB.
- Opened the scoring on Tues. with an opposite-field, solo HR in the 2nd inning, his fifth of the season...was his first go-ahead HR since his walk-off on Opening Day (March 28 vs. COL)...four of his five homers have come at Steinbrenner Field.
- Registered his third multi-RBI game on May 29 at HOU (last: April 14 vs. BOS - 3RBI).
- Recorded his first multi-hit game on May 26 vs. MIN since a three-hit contest on April 23 at AZ...went 10-for-80 (.125) with 39 SO in 27G between the two games.
- Delivered a go-ahead RBI-double in the 11th inning on April 23 at AZ...was his first career go-ahead hit in extra innings and his third in the 7th inning or later.
- Became the first rookie in the majors this year to have a multi-home run game on April 14 vs. BOS (last: BAL **Colton Cowser**, Sept. 20, 2024 vs. DET)...also marked his first career three-hit game and his fourth career multi-hit game.

24 CHRISTOPHER MOREL | R/R

.203 | 3 HR | 11 RBI | 3 SB

Wed. vs. TEX: DNP	TEX Series: --	Homestand: --
Current Streak: 0-2	HOU Series: 1-5, 2B, R, BB	RISP: 6-22 (.273)
vs. LHP: 9-58 (.155) 1 HR, 3 RBI	vs. RHP: 17-70 (.243) 2 HR, 8 RBI	As PH: 0-5 (.000), 0 BB

- Has gone 4-for-36 (.111) with 2 2B, 4 BB and 6 R over his last 17 games.
- Is batting .243 (17-for-70) vs. RHP this season...hit .208 (89-for-427) in 2024.
- Has hit .345 (20-for-58) in wins (21G) compared to .086 (6-for-70) in losses (25G).
- Snapped an 0-for-11 skid on April 23 at AZ with a HR and 2B...added a HR and 2B that day, becoming the first Ray since **Yandy Díaz** (Aug. 17-18, 2022) to have back-to-back games with 2 XBH or more.
- His 3 RBI on April 24 at AZ were a season high and his most as a Ray.
- His double on April 23 at AZ came off the bat at 113.4 mph, his hardest-hit ball of the season and the second hardest of his career.
- Tallied his second three-hit game over a four-game span (April 11-14) on April 14 vs. BOS...also went 3-for-4 with his first HR of the year on April 11 vs. ATL.

34 MATT THAISS | L/R

.207 | 1 HR | 8 RBI | 1 SB

Wed. vs. TEX: 0-3, BB, 3SO	TEX Series: 0-3, BB	Homestand: 0-3, BB
Current Streak: 0-5	HOU Series: 1-4, HBP, 3BB	RISP: 3-17 (.000)
vs. LHP: 2-14 (.143) 0 HR, 1 RBI	vs. RHP: 17-78 (.218) 1 HR, 7 RBI	As PH: 0-4 (.000), 2 BB

- Has reached base safely in 17 of his last 20 games (17BB, .414 OBP).
- Tied a career high with three walks on Sun. at HOU, his fifth career game with three walks (last: May 24 vs. TEX).
- Ranks second among AL catchers in walks (27) despite appearing in the T16th-most games (38)...his 22.1 pct. walk rate leads all MLB hitters (min. 100PA).
- Min. 100 PA, his .398 OBP ranks fifth in the AL and leads AL catchers.
- Made his debut with the Rays on May 29 at HOU...went 1-for-4 with 1 HBP.
- Pronounced "thice"...added to the active roster on May 28 after being acquired from the White Sox on the 27th for **OF Dru Baker**.

6 TAYLOR WALLS | S/R

.183 | 1 HR | 10 RBI | 7 SB

Wed. vs. TEX: DNP	TEX Series: 0-3	Homestand: 0-3
Current Streak: 0-3	HOU Series: 1-3	RISP: 5-36 (.139)
vs. LHP: 11-48 (.229) 0 HR, 2 RBI	vs. RHP: 13-83 (.157) 1 HR, 8 RBI	As PH: 1-1 (1.000), 0 BB








- His 13 defensive runs saved are tied with ATL **Matt Olson** for the most in the majors.
- Is 2-for-22 (.091) with 3 BB over his last 11 games.
- Has reached base in 17 of his 30 starts this season...walked in four straight games from March 29–April 2.
- Named 1 of 3 Defensive Players of the Month for May by Sports Info Solutions.
- Hit .306 (11-for-36) with 2 2B, 2 RBI, 4 BB, 2 SB and 5 R in an 11-game stretch from May 4-17.
- Walked it off with a sacrifice fly in the 9th inning on May 20. vs. HOU...was his second career walk-off plate appearance (also: June 7, 2022 vs. STL - HR).
- Walked home the game-winning run in the 8th inning on May 9 vs. MIL, his first game-winning RBI in the 8th inning or later since Sept. 30, 2023 at TOR (two-run single in 10th inn.).

RAYS BULLPEN NOTES

60 GARRETT CLEAVINGER [LHP]				0-1 2.78 ERA 24 G 1 SV
SEASON-HIGH IP: 1.1 P (3x, last: 5/24 vs. TOR)	SV-OPP: 1-1	HOLDS: 7	IR-RS: 2-1 (50.0%)	vs. LHH: .261 (6-for-23)
LAST WIN, LOSS, SAVE: L- 5/30 at HOU, SV- 4/25 at SD			1st BATTER RETIRED-FACED: 20-24	vs. RHH: .167 (10-for-60)
<p>🌪️ Pitch Mix: Sinker (42.6%), Slider (36.2%), Four-seamer (9.5%), Sweeper (8.6%), Cutter (3.1%)</p> <p>🌪️ Was tagged for one run in the 7th Tuesday vs. TEX on 2 H and 1 BB with 2 SO...five of the seven runs he has allowed in 2025 have come on solo home runs.</p> <p>🌪️ 16 of his last 21 appearances have been scoreless, and he has retired 55 of his last 67 batters faced.</p> <p>🌪️ Min. 20G, is tied for fifth in the AL in opp. OBP (.167) against his first batter faced.</p> <p>🌪️ Opposing hitters are batting .193 (16-for-83) against him this season with 29 strikeouts and five walks...the .193 opp. average is T12th best among all left-handed pitchers in the AL (min. 20IIP).</p> <p>🌪️ The southpaw has a 65.2 pct. first-pitch strike rate, best of his career (min. 1.0IIP).</p>				

29 PETE FAIRBANKS [RHP]		3-1	1.88 ERA	25 G	11 SV
SEASON-HIGH IP: 1.0 IP (22x, last: 6/4 vs. TEX)		SV-OPP: 11-12 HOLDS: 0		IR-RS: 1-0 (0.0%)	
LAST WIN, LOSS, SAVE: W - 5/10 vs. MIL, L - 4/8 vs. LAA, SV - 6/4 vs. TEX		1st BATTER RETIRED-FACED: 21-25		vs. LHH: .100 (4-for-40) vs. RHH: .240 (12-for-50)	
<p> ✱ Pitch Mix: Four-seamer (53.7%), Slider (40.9%), Changeup (5.5%) </p> <p> ✱ Earned his 11th save last night, tied for eighth most in the AL...20 of his 25 outings have been scoreless. </p> <p> ✱ Has not allowed an ER in 16 of his last 17 appearances, posting a 1.10 ERA (16.1IP, 2ER) with eight saves, 14 strikeouts and a .131 (8-for-61) opp. average in that span. </p> <p> ✱ Holds a .100 (4-for-40) opp. average against lefties, fifth in the majors and second in the AL (min. 40BF). </p> <p> ✱ Earned the 72nd save of his career on May 23, passing Danys Baez for sole possession of fourth place in Rays history...his 74 saves are 11 shy of tying Fernando Rodney (85) for third place. </p> <p> ✱ The Rays are 20-5 when he pitches in 2025 and 16-2 over his last 18 outings. </p>					

49 KEVIN KELLY [RHP]			0-0 3.68 ERA 7 G 0 SV
SEASON-HIGH IP: 1.1 IP (5/30 at HOU)	SV-OPP: 0-1	HOLDS: 2	IR-RS: 1-0 (0.00%) 1st BATTER RETIRED-FACED: 5-7
LAST WIN, LOSS, SAVE: None		vs. LHH: .400 (2-for-5) vs. RHH: .182 (4-for-22)	
<p>🌸 Pitch Mix: Sinker (58.3%), Sweeper (29.2%), Cutter (7.3%), Four-seamer (5.2%)</p> <p>🌸 Pitched a 1-2-3 8th inning Tuesday vs. TEX in his second game since returning from the IL on May 30.</p> <p>🌸 Has a 0.82 ERA (33.0IP, 3ER) since Aug. 1, 2024...over that span, his ERA ranks first in the majors (min. 30.0IP).</p> <p>🌸 Spent 44 days on the injured list (April 11-May 29) with a left gluteal strain...made two rehab appearances with Triple-A Durham after making one rehab appearance with FCL Rays.</p> <p>🌸 Had his 25.1 scoreless inning streak snapped on March 30 vs. COL...was the longest active streak in the majors and third longest in Rays history...did not allow an earned run in 27 straight appearances, the second-longest streak in team history behind Fairbanks (30G, 2022-23).</p>			

48 MASON MONTGOMERY [LHP]				0-1 4.87 ERA 25 G 1 SV
SEASON-HIGH IP: 1.0 IP (16x, last: 6/4 vs. TEX)	SV-OPP: 1-2	HOLDS: 8	IR-RS: 10-4 (40.0%)	vs. LHH: .179 (5-for-28)
LAST WIN, LOSS, SAVE: L- 4/5 at TEX, SV- 5/13 at TOR			1st BATTER RETIRED-FACED: 17-25	vs. RHH: .265 (13-for-49)
<p>  Pitch Mix: Four-seamer (60.1%), Slider (39.9%) </p> <p>  Spun 1.0 scoreless frame with 1 H, a season-high-tying 3 SO (3x, last: April 5 at TEX) and earning a hold. </p> <p>  Opposing hitters are batting .121 (4-for-33) against his slider with a whiff rate of 46.3 pct. </p> <p>  His four-seam fastball is averaging 98.8 mph, fourth in the AL and 11th in the majors. </p> <p>  Has a 1.72 ERA (15.2IP, 3ER) in home games this season compared to a 15.43 ERA (4.2IP, 8ER) on the road. </p> <p>  In his last nine home outings, has posted a 1.35 ERA (6.02P, 1ER) with a .182 (4-for-22) opp. average. </p> <p>  Recorded his first career save May 13 at TOR...became the first Ray to record a save with 0.1 IP since Garrett Cleavinger (Sept. 3, 2024 vs. MIN)...he is the sixth pitcher in franchise history to earn his first career save while recording just one out (last: Kevin Kelly - April 28, 2023 at CWS). </p>				

17 ERIC ORZE [RHP]				O-O	0.81 ERA	17 G	2 SV
SEASON-HIGH IP: 2.0 IP (5x, last: 5/29 at HOU)SV-OPP: 2-2		HOLDS: 0	IR-RS: 3-3 (100.0%)		vs. LHH: .171 (7-for-41)		
LAST WIN, LOSS, SAVE: SV - 5/9 vs. MIL			1st BATTER RETIRED-FACED: 10-17		vs. RHH: .256 (10-for-39)		
★	Pitch Mix: Split-finger (46.3%), Slider (27.0%), Four-seamer (24.9%), Sinker (1.8%)						
★	Worked 2.0 perfect innings with 2 SO on Thur. at HOU, extending his scoreless innings streak to 8.0 IP...has five appearances of 2.0 IP or more this season, all of which have been scoreless.						
★	Has not allowed an earned run in 14 of his 17G...min. 20.0 IP, his 0.81 ERA (22.1IP, 2ER) is third in MLB.						
★	His 25.4 pct. hard-hit rate is T3rd lowest among qualified major league pitchers, per Baseball Savant.						
★	Completed his first career save on April 23 at AZ after pitching the 11th inning...became the first Ray to record his first career save in an extra-inning game since Calvin Faucher on Sept. 27, 2022 at CLE.						
★	Made five appearances for Triple-A Durham before being recalled on April 15...pitched to a 1.50 ERA.						

39 MANUEL RODRÍGUEZ (RHP)			1-2 2.30 ERA 28 G 0 SV
SEASON-HIGH IP: 1.1 IP (3x, last: 5/13 at TOR) SV-OPP: 0-0	HOLDS: 9	IR-RS: 13-5 (38.5%)	vs. LHH: .222 (8-for-36)
LAST WIN, LOSS, SAVE: W - 5/20 vs. HOU, L - 5/19 vs. HOU		1st BATTER RETIRED-FACED: 18-28	vs. RHH: .219 (14-for-64)
<ul style="list-style-type: none"> * Pitch Mix: Slider (49.7%), Sinker (32.0%), Four-seamer (18.2%) * Pitched a scoreless inning last night vs. TEX, nine of his last 11G have been scoreless (0.77 WHIP). * In the 8th and 9th innings this season, he has allowed 2 R for a 1.54 ERA (11.2IP, 2ER) with 8 H and 9 SO. * Per Baseball Savant, his 60.0 ground ball pct. ranks ninth in the AL. * Has posted a 0.95 WHIP this season, the lowest of his career and eighth best among AL relievers (min. 25.0IP). * Hitters in third through sixth spots in the order are batting .149 (7-for-47) against him. * Is tied with Edwin Uceta for most appearances (28). * Earned his first win of the year on May 20 vs. HOU after allowing 1 H with 2 SO in the 9th inning. 			

71 COLE SULSER [RHP]		1-1 3.38 ERA 9 G 0 SV	
SEASON-HIGH IP: 1.21 IP (5/7 vs. PHI)	SV-OPP: 0-1	HOLDS: 0	IR-RS: 1-0 (0.0%)
LAST WIN, LOSS, SAVE: W - 5/9 vs. MIL			vs. LHH: .250 (4-for-16) 1st BATTER RETIRED-FACED: 6-9 vs. RHH: .250 (6-for-24)
<p>★ Pitch Mix: Four-seamer (40.7%), Changeup (37.9%), Cutter (20.9%), Sweeper (0.5%)</p> <p>★ Pitched a 1-2-3 9th inning with 1 SO on May 29 at HOU...he has allowed no runs in five straight appearances and six of his last seven...has recorded one strikeout or more in each of his last seven outings.</p> <p>★ Retired six of the seven batters he faced on May 18 at MIA...set a season high with two strikeouts.</p> <p>★ Earned his first win despite blowing his first save opportunity on May 9 vs. MIL...allowed 1 ER in the 8th inning.</p> <p>★ Recalled May 6 from Triple-A Durham...this is his second stint on the active roster in 2025 (also: April 11-13)...pitched in one game for Tampa Bay during his first stint on April 12 vs. ATL...allowed two runs on four hits, one walk with one home run over 1.0 IP.</p>			

63 EDWIN UCETA [RHP]				4-1	4.62 ERA	28 G	0 SV
SEASON-HIGH IP: 1.1 IP (2x, last: 4/27 at SD)		SV-OPP: 0-2	HOLDS: 10	IR-RS: 11-2 (18.2%)		vs. LHH: .353 (12-for-34)	
LAST WIN, LOSS, SAVE: W - 5/29 at HOU, L - 4/6 at TEX				1st BATTER RETIRED-FACED: 16-28		vs. RHH: .222 (14-for-63)	
<p>✱ Pitch Mix: Changeup (37.5%), Four-seamer (37.5%), Cutter (21.4%), Sweeper (3.6%)</p> <p>✱ Earned his 10th hold of the season with one walk and two strikeouts yesterday vs. TEX.</p> <p>✱ His four wins as a reliever are tied for third most in the AL and tied for fifth most in the majors.</p> <p>✱ Opponents have gone just 7-for-33 (.212) against his four-seam fastball this season.</p> <p>✱ Earned a career-best four consecutive holds from April 26-May 4...his nine holds are the most on the team.</p> <p>✱ Did not allow a run in 10 straight games from April 12-May 7, the longest streak of his career...struck out 10 and allowed just 3 BB during the streak...the Rays went 7-3 in that stretch.</p> <p>✱ In 2024, was the Rays lone All-MLB Team nominee after pitching to a 1.51 ERA (41.2IP, 7ER) in 30 outings.</p>							

Recent Appearances								
Game	Dec.	IP	H	R	ER	BB	SO	HR
5/17 at MIA	--	1.0	1	0	0	0	1	0
5/20 vs. HOU	--	1.0	0	0	0	1	2	0
5/21 vs. HOU	H-5	1.0	0	0	0	0	1	0
5/24 vs. TOR	H-6	1.1	2	0	0	0	0	0
5/26 vs. MIN	H-7	0.2	1	1	1	0	1	1
5/30 at HOU	L-1	0.2	1	1	1	0	2	1
6/3 vs. TEX	--	1.0	2	1	1	1	2	0

RECENT APPEARANCES								
GAME	DEC.	IP	H	R	ER	BB	SO	HR
5/17 at MIA	--	1.0	0	0	0	0	0	0
5/20 vs. HOU	--	1.0	1	0	0	0	2	0
5/21 vs. HOU	--	1.0	1	0	0	0	2	0
5/23 vs. TOR	SV-9	1.0	0	0	0	1	2	0
5/24 vs. TOR	SV-10	1.0	0	0	0	2	0	0
6/3 vs. TEX	--	1.0	0	0	0	0	0	0
6/4 vs. TEX	SV-11	1.0	1	1	0	0	0	0

RECENT APPEARANCES								
GAME	DEC.	IP	H	R	ER	BB	SO	HR
4/5 at TEX	--	1.0	0	0	0	1	1	0
4/9 vs. LAA	H-1	1.0	0	0	0	1	1	0
5/20 vs. <i>FCL PIT*</i>	--	1.0	1	1	1	0	3	0
5/24 at <i>WOR</i>	L	0.2	3	2	2	0	0	0
5/26 vs. <i>MEM</i>	--	1.1	1	0	0	1	2	0
5/30 at <i>HOU</i>	BS-1	1.1	4	1	1	0	2	0
6/3 vs. TEX	H-2	1.0	0	0	0	0	0	0

RECENT APPEARANCES								
GAME	DEC.	IP	H	R	ER	BB	SO	HR
5/16 at MIA	--	0.1	1	3	3	2	1	0
5/19 vs. HOU	--	1.0	0	0	0	0	0	0
5/23 vs. TOR	--	0.0	0	1	1	3	0	0
5/26 vs. MIN	--	1.0	1	0	0	0	1	0
5/28 vs. MIN	--	1.0	2	0	0	0	1	0
6/3 vs. TEX	H-7	0.2	1	0	0	0	1	0
6/4 vs. TEX	H-8	1.0	1	0	0	0	3	0

RECENT APPEARANCES								
GAME	DEC.	IP	H	R	ER	BB	SO	HR
5/11 vs. MIL	--	1.0	2	1	1	0	1	0
5/14 at TOR	--	2.0	2	0	0	0	0	0
5/16 at MIA	--	1.0	1	0	0	1	1	0
5/19 vs. HOU	--	1.0	0	0	0	0	1	0
5/25 vs. TOR	--	1.0	0	0	0	0	1	0
5/27 vs. MIN	--	1.0	0	0	0	0	3	0
5/29 at HOU	--	2.0	0	0	0	0	2	0

RECENT APPEARANCES								
GAME	DEC.	IP	H	R	ER	BB	SO	HR
5/19 vs. HOU	L-2	1.0	3	1	1	0	0	1
5/20 vs. HOU	W-1	1.0	1	0	0	0	1	0
5/23 vs. TOR	H-6	1.0	0	0	0	0	0	0
5/24 vs. TOR	H-7	1.0	0	0	0	0	0	0
5/26 vs. MIN	H-8	1.0	0	0	0	0	0	0
5/27 vs. MIN	--	1.0	2	1	1	0	1	0
6/4 vs. TEX	--	1.0	1	0	0	0	1	0

RECENT APPEARANCES								
GAME	DEC.	IP	H	R	ER	BB	SO	HR
5/7 vs. PHI	--	1.2	0	0	0	0	1	0
5/9 vs. MIL	W-1	1.0	1	1	1	2	1	0
5/11 vs. MIL	--	1.0	0	0	0	0	1	0
5/15 at TOR	--	1.0	0	0	0	0	1	0
5/18 at MIA	--	2.0	1	0	0	0	2	0
5/25 vs. TOR	--	1.0	1	0	0	0	1	0
5/29 at HOU	--	1.0	0	0	0	0	1	0

Recent Appearances								
Game	Dec.	IP	H	R	ER	BB	SO	HR
5/21 vs. HOU	H-7	1.0	2	2	2	0	2	2
5/23 vs. TOR	H-8	1.0	0	0	0	2	0	0
5/28 vs. MIN	--	1.0	2	0	0	0	0	0
5/29 at HOU	W-4	0.1	1	0	0	0	1	0
6/1 at HOU	--	1.0	1	0	0	1	1	0
6/3 vs. TEX	H-9	0.1	0	0	0	0	1	0
6/4 vs. TEX	H-10	1.0	0	0	0	1	2	0

Italics - minor league appearance ** - started game* *^ - spring training*

RAYS BULLPEN vs. RANGERS																		
PLAYER	2025									CAREER								
	G	ERA	W	L	SV	IP	H	ER	SO	G	ERA	W	L	SV	IP	H	ER	SO
Cleavinger	2	10.78	0	0	0	1.2	3	2	4	5	10.80	0	0	0	5.0	11	6	8
Fairbanks	3	0.00	0	0	1	3.0	1	0	1	10	3.85	0	1	3	9.1	11	4	11
Kelly	2	0.00	0	0	0	2.0	0	0	1	5	9.00	0	1	0	5.0	5	5	6
Montgomery	3	6.74	0	1	0	2.2	3	2	7	3	6.74	0	1	0	2.2	4	2	7
Orze	--	--	--	--	--	--	--	--	--	--	--	--	--	--	--	--	--	--
Rodríguez	2	0.00	0	0	0	2.1	2	0	4	2	0.00	0	0	0	2.1	2	0	4
Sulser	--	--	--	--	--	--	--	--	--	4	0.00	0	0	0	5.0	1	0	6
Uceta	4	3.00	0	1	0	3.0	2	1	4	5	4.50	0	1	0	4.0	3	2	5

RAYS MISCELLANEOUS STATS

HOME RUN BREAKDOWN												
RUNNERS ON				SPLITS			SCORE			STATCAST HIGHS		
	0	1	2	3	LHP	RHP	Home	Road		Tied Game	Go-Ahead	Team W-L
Aranda	3	3	1	-	-	7	4	3	-	2	4-3	109.1
Caballero	1	-	-	1	2	-	1	1	-	2	1-1	114.4
Caminero	7	2	4	1	4	10	10	4	1	5	8-5	110.6
Díaz	4	2	2	-	4	4	7	1	-	4	5-3	108.3
Jansen	1	3	-	-	3	1	3	1	-	1	3-1	105.5
B. Lowe	6	6	-	-	2	10	8	4	1	7	10-1	109.8
J. Lowe	2	1	-	-	1	2	1	2	-	-	3-0	107.8
Mangum	-	1	-	-	-	1	-	1	-	-	1-0	101.9
Mead	2	1	-	-	1	2	3	-	-	2	3-0	104.6
Misner	4	1	-	-	1	4	4	1	-	1	4-0	109.7
Morel	2	1	-	-	1	2	1	2	1	-	3-0	108.2
Simpson	-	-	-	-	-	-	-	-	-	-	-	-
Thaiss	-	-	-	-	-	-	-	-	-	-	-	-
Walls	1	-	-	-	-	1	-	1	1	-	1-0	101.1

HOME RUN HIGHLIGHTS												
Grand Slams (2):				Caballero, 4/9 vs. LAA (Kikuchi)				Walk-off (2):				Misner, 3/28 vs. COL (Vodnik)
				Caminero, 5/13 at TOR (Hoffman)								Aranda, 4/19 vs. NYY (Gómez)
Back-to-Back (1):				Josh Lowe/Brandon Lowe, 5/21 vs. HOU (Brown)				Leadoff (3):				Díaz, 4/13 vs. ATL (Sale)
Back-to-Back-to-Back (-):												Díaz, 4/14 vs. BOS (Houck)
2-HR games (3):				Misner, 4/14 vs. BOS				Inside-the-park (-):				Caballero, 5/30 at HOU (Valdez)
				B. Lowe, 5/15 at TOR				Extra innings (2):				Aranda, 4/19 vs. NYY (Gómez)
				Caminero, 5/31 at HOU								Morel, 4/24 at AZ (Feyereisen)
3-HR games (-):												
Pinch-hit (-):												

RUNS BY INNING											
	1	2	3	4	5	6	7	8	9	10+	Total
Opponent	25	23	23	24	30	28	17	31	16	3	220
Rays	28	13	39	35	26	29	33	32	23	8	266

SEASON HIGHS												
TEAM BATTING						INDIVIDUAL BATTING						
Longest winning streak						6, 5/20-26						
Longest losing streak						5, 4/2-4/8						
Largest margin, victory						+15, 4/14 vs. BOS (16-1)						
Largest margin, defeat						-10, 4/10 vs. LAA (11-1)						
Largest comeback win						5, 4/19 vs. NYY (trailed 6-1, won 10-8)						
Largest blown lead loss						4, last: 5/8 vs. PHI (led 5-1, lost 7-6)						
Most runs game, TB						16, 2x, last: 5/31 at HOU						
Most runs game, Opp						11, 4/10 vs. LAA						
Most runs, inn, TB						9, 4/14 vs. BOS (3rd inn.)						
Most runs, inn, Opp						8, 4/10 vs. LAA (5th inn.)						
Most hits, game, TB						18, 5/31 at HOU						
Most hits, game, Opp						15, 2x, last: 5/1 vs. KC						
Most hits, inn, TB						8, 4/14 vs. BOS (3rd inn.)						
Most hits, inn, Opp						7, 4/10 vs. LAA (5th inn.)						
Most doubles, game, TB						7, 5/31 at HOU						
Most HR, game, TB						5, 5/31 at HOU						
Most HR, game, Opp						6, 4/10 vs. LAA						
Most extra-base hits, game, TB						12, 5/31 at HOU						
Most extra-base hits, game, Opp						9, 5/13 at TOR						
Most stolen bases, game, TB						6, 5/3 at NYY						
Most stolen bases, game, Opp						4, 4/6 at TEX						
Most walks, game, TB						6, 5x, last: 5/29 at HOU						
Most walks, game, Opp						8, 5/23 vs. TOR						
Most strikeouts, game, TB						17, 4/25 at SD						
Most strikeouts, game, Opp						15, 4/1 vs. PIT						
Most LOB, game, TB						16, 5/4 at NYY						
Most LOB, game, Opp						13, 5/1 vs. KC						
Most errors, game, TB						2, 4x, last: 6/4 vs. TEX						
Most errors, game, Opp						3, 3x, last: 5/21 vs. HOU						
Longest game, time						3:22, 4/19 vs. NYY						
Longest game, time (9 inn.)						3:17, 5/29 at HOU						
Lineups used						57						

LAST TIME IT HAPPENED												
FOR THE RAYS						AGAINST THE RAYS						
BATTING						BATTING						
Hit For Cycle: Evan Longoria, 8/31/17 at HOU (2 all-time)						Hit For Cycle: Trea Turner, 6/30/21 at WSH (3 all-time)						
Grand Slam: Junior Caminero, 5/13/25 at TOR (2 in 2025)						Grand Slam: Shohei Ohtani, 8/23/24 at LAD (3 in 2024)						
Inside-The-Park HR: Luke Raley, 8/16/23 at SF (23 all-time)						Inside-The-Park HR: Trey Mancini, 7/28/22 at BAL (11 all-time)						
Leadoff HR: José Caballero, 5/30/25 at HOU (3 in 2025)						Leadoff HR: Taylor Ward, 4/10/25 vs. LAA (1 in 2025)						
Leadoff HR on First Pitch: Yandy Díaz, 4/14/25 (27 all-time)						Leadoff HR on First Pitch: Gunnar Henderson, 6/10/24 vs. BAL (16 all-time)						
Back-to-Back HR, Start of Game: Meadows/Díaz, 7/18/19 (G1) at NYY (2 all-time)						Back-to-Back HR, Start of Game: Gardner/Judge, 9/28/17 at NYY (4 all-time)						
Back-to-Back-to-Back HR: Cron/Wendle/Ramos, 5/29/18 at OAK (4 all-time)						Back-to-Back-to-Back HR: Springer/Bregman/Altuve, 6/20/18 at HOU (8 all-time)						
Pinch-Hit HR: Brandon Lowe, 9/9/24 (1 in 2024)						Pinch-Hit HR: Mickey Moniak, 3/30/25 vs. PIT (1 in 2025)						
Pinch-Hit Grand Slam: Daniel Robertson, 7/22/18 vs. MIA (7 all-time)						Pinch-Hit Grand Slam: Chris Heisey, 4/13/14 at CIN (6 all-time)						
Pinch-Hit Walk-Off: Harold Ramírez (1B), 6/24/22 vs. PIT (18 all-time)						Pinch-Hit Walk-Off: Carlos Santana (1B), 6/18/24 at MIN (9 all-time)						
Walk-Off Grand Slam: Daniel Robertson, 7/22/18 vs. MIA (1 all-time)						Walk-Off Grand Slam: Shohei Ohtani, 8/23/24 at LAD (14 all-time)						
HR from Both Sides of Plate: Taylor Walls, 4/18/23 at CIN (5 all-time)						HR from Both Sides of Plate: Aaron Hicks, 4/13/17 at NYY (8 all-time)						
Five-Hit Game: Tommy Pham, 9/18/19 at LAD (10 all-time)						Five-Hit Game: Alex Bregman, 4/15/25 vs. BOS (25 all-time)						
6+ Hit Game: None						6+ Hit Game: None						
Two Hits, One Inning: Aranda/Morel (3rd), 4/14/25 vs. BOS (2 in 2025)						Two Hits, One Inning: Jo Adell (5th), 4/10/25 vs. LAA (1 in 2025)						
Two HR, One Inning: Julio Lugo (5th), 7/22/06 vs. BAL (2 all-time)						Two HR, One Inning: Jo Adell (5th), 4/10/25 vs. LAA (3 all-time)						

PITCHING		PITCHING	
Perfect Game: None		Perfect Game: Félix Hernández, 8/15/12 (3 all-time)	
No-Hitter: Matt Garza, 7/26/10 vs. DET (1 all-time)		No-Hitter: Reid Detmers, 5/10/22 at LAA (6 all-time)	
One-Hitter: Chris Archer, 8/20/15 at HOU (4 all-time)		One-Hitter: Marcus Stroman, 5/29/23 at CHC (7 all-time)	
Two-Hitter: Matt Andriese, 5/14/16 vs. OAK (13 all-time)		Two-Hitter: Nathan Eovaldi, 10/4/22 at BOS (13 all-time)	
10+ Strikeouts: Shane Baz, 4/14/25 vs. BOS (2 in 2025)		10+ Strikeouts: Bryce Miller, 8/26/24 at SEA (5 in 2024)	
15+ Strikeouts: Chris Archer, 6/12/15 at LAA (2 all-time)		15+ Strikeouts: Danny Duffy, 8/11/16 vs. KC (7 all-time)	
Complete Game: Zack Littell, 5/31/25 at HOU (106 all-time)		Complete Game: Sandy Alcantara, 7/26/23 vs. MIA (2 in 2023)	
Complete-Game Shutout: Matt Andriese, 5/14/16 vs. OAK (41 all-time)		Complete-Game Shutout: Marcus Stroman, 5/29/23 at CHC (65 all-time)	
Four Strikeouts in an Inning: Tyler Glasnow (2nd), 7/17/23 vs. ATL (4 all-time)		Four Strikeouts in an Inning: Blake Stein (4th), 7/27/98 at OAK (1 all-time)	
Immaculate Inning: Ryan Pepiot (5th), 9/18/24 vs. BOS (4 all-time)		Immaculate Inning: Cal Quantrill (4th), 5/18/25 at MIA (9 all-time)	

2025 RAYS DAY-BY-DAY

GAME		START/RES.	REC.	WIN	LOSS	SAVE	POS. GA/GB	ATT.	#	GAME	START/RES.	REC.	WIN	LOSS	SAVE	POS. GA/GB	ATT.
1	March 28 vs. COL	W, 3-2 (wo)	1-0	Fairbanks (1-0)	Vodnik (0-1)	None	T1st, --	10,046	86	July 1 vs. ATH	7:05 p.m.	Canada Day					
2	March 29 vs. COL	L, 2-1	1-1	L. Peralta (1-0)	Littell (0-1)	Halvorsen (1)	3rd, -1.0	10,046	87	July 2 vs. ATH	12:10 p.m.	Steinbrenner Field Bobblehead Series: Taj Bradley Giveaway / Venezuelan Heritage					
3	March 30 vs. COL	W, 6-4	2-1	Bradley (1-0)	L. Peralta (1-1)	Fairbanks (1)	2nd, -1.0	10,046	July 3 - OFF (11)								
4	March 31 vs. PIT	W, 6-1	3-1	Rasmussen (1-0)	Mlodzinski (0-1)	None	2nd, -0.5	10,046	88	July 4 at MIN	4:10 p.m.						
5	April 1 vs. PIT	W, 7-0	4-1	Baz (1-0)	Harrington (0-1)	None	1st, +0.5	10,046	89	July 5 at MIN	2:10 p.m.						
6	April 2 vs. PIT	L, 4-2	4-2	Skenes (1-0)	Pepiot (0-1)	D. Santana (1)	T2nd, -0.5	10,046	90	July 6 at MIN	2:10 p.m.						
April 3 - OFF (1)							T2nd, -0.5		91	July 7 at DET	6:40 p.m.						
7	April 4 at TEX	L, 5-2	4-3	Mahle (1-0)	Littell (0-2)	Jackson (4)	3rd, -1.0	24,483	92	July 8 at DET	6:40 p.m.						
8	April 5 at TEX	L, 6-4	4-4	R. Garcia (1-0)	Montgomery (0-1)	Jackson (5)	T3rd, -2.0	29,058	93	July 9 at DET	1:10 p.m.						
9	April 6 at TEX	L, 4-3 (wo)	4-5	Webb (1-0)	Uceta (0-1)	None	4th, -2.0	25,614	94	July 10 at BOS	7:10 p.m.						
April 7 - OFF (2)							5th, -1.5		95	July 11 at BOS	7:10 p.m.						
10	April 8 vs. LAA	L, 4-3	4-6	Burke (2-0)	Fairbanks (1-1)	Jansen (3)	T4th, -2.0	10,046	96	July 12 at BOS	4:10 p.m.						
11	April 9 vs. LAA	W, 5-4	5-6	Pepiot (1-1)	Kikuchi (0-2)	Fairbanks (2)	4th, -2.0	10,046	97	July 13 at BOS	1:35 p.m.						
12	April 10 vs. LAA	L, 11-1	5-7	J. Soriano (2-1)	Littell (0-3)	None	4th, -2.0	10,046	July 14 - Home Run Derby								
13	April 11 vs. ATL	W, 6-3	6-7	Bradley (2-0)	Elder (1-0)	Fairbanks (3)	4th, -1.5	10,046	July 15 - 95th All-Star Game (Atlanta, GA)								
14	April 12 vs. ATL	L, 5-4	6-8	Lee (1-1)	Sulser (0-1)	Iglesias (2)	T4th, -2.0	10,046	July 16 - All-Star Break								
15	April 13 vs. ATL	W, 8-3	7-8	Boyle (1-0)	Sale (0-2)	None	4th, -1.5	10,046	July 17 - All-Star Break								
16	April 14 vs. BOS	W, 16-1	8-8	Baz (2-0)	Houck (0-2)	None	3rd, -1.0	10,046	98	July 18 vs. BAL	7:35 p.m.	City Connect					
17	April 15 vs. BOS	L, 7-4	8-9	Buehler (2-1)	Pepiot (1-2)	Chapman (4)	4th, -2.0	10,046	99	July 19 vs. BAL	7:05 p.m.	Devil Rays Day					
18	April 16 vs. BOS	L, 1-0	8-10	Weissert (1-0)	Littell (0-4)	Slaten (2)	4th, -3.0	10,046	100	July 20 vs. BAL	12:10 p.m.	Rope Hat Giveaway					
19	April 17 vs. NYY	L, 6-3	8-11	Hill (2-0)	Bradley (1-2)	Williams (4)	5th, -4.0	10,046	101	July 21 vs. CWS	7:35 p.m.	Stranger Things Night					
20	April 18 vs. NYY	L, 1-0	8-12	Rodón (2-3)	Rasmussen (1-1)	Weaver (2)	5th, -5.0	10,046	102	July 22 vs. CWS	7:35 p.m.	Josh Lowe City Connect Bobblehead Giveaway / Law Enforcement Night					
21	April 19 vs. NYY	W, 10-8 (10)	9-12	Uceta (1-1)	Gómez (1-1)	None	5th, -4.0	10,046	103	July 23 vs. CWS	7:35 p.m.	Colombian Heritage Night					
22	April 20 vs. NYY	L, 4-0	9-13	Fried (4-0)	Pepiot (1-3)	F. Cruz (2)	5th, -5.0	10,046	July 24 - OFF (12)								
April 21 - OFF (3)							5th, -5.0		104	July 25 at CIN	7:10 p.m.						
23	April 22 at AZ	L, 5-1	9-14	Pfaadt (4-1)	Littell (0-5)	None	5th, -4.5	21,810	105	July 26 at CIN	6:40 p.m.						
24	April 23 at AZ	W, 7-6 (11)	10-14	Fairbanks (2-1)	Jameson (0-1)	Orze (1)	4th, -4.5	16,100	106	July 27 at CIN	1:40 p.m.						
25	April 24 at AZ	W, 7-4	11-14	Uceta (2-1)	Feyereisen (0-1)	Fairbanks (4)	4th, -4.0	20,661	107	July 28 at NYY	7:05 p.m.						
26	April 25 at SD	W, 1-0	12-14	Baz (3-0)	King (3-1)	Cleavinger (1)	4th, -3.0	43,319	108	July 29 at NYY	7:05 p.m.						
27	April 26 at SD	W, 4-1	13-14	Pepiot (2-3)	Cease (1-2)	Fairbanks (5)	4th, -2.5	44,768	109	July 30 at NYY	7:05 p.m.						
28	April 27 at SD	W, 4-2	14-14	Littell (1-5)	Vásquez (1-3)	Fairbanks (6)	3rd, -3.0	42,221	110	July 31 at NYY	1:05 p.m.						
April 28 - OFF (4)							3rd, -3.0		JULY: 0-0 (0-0 Home, 0-0 Road)								
29	April 29 vs. KC	L, 3-1	14-15	Lorenzen (3-3)	Bradley (2-2)	Estévez (8)	3rd, -3.5	10,046	111	Aug. 1 vs. LAD	7:35 p.m.	City Connect					
30	April 30 vs. KC	L, 3-0	14-16	Cameron (1-0)	Rasmussen (1-2)	Estévez (9)	T3rd, -3.5	10,046	112	Aug. 2 vs. LAD	1:10 p.m.	Devil Rays Day / Trading Card Day					
MARCH/APRIL: 14-16 (9-12 Home, 5-4 Road)									113	Aug. 3 vs. LAD	12:10 p.m.						
31	May 1 vs. KC	L, 8-2	14-17	Lugo (3-3)	Baz (3-1)	None	4th, -4.0	8,794	114	Aug. 4 at LAA	9:38 p.m.						
32	May 2 at NYY	L, 3-0	14-18	Fried (6-0)	Pepiot (2-4)	Weaver (3)	4th, -5.0	45,189	115	Aug. 5 at LAA	9:38 p.m.						
33	May 3 at NYY	W, 3-2	15-18	Littell (2-5)	Leiter Jr. (2-3)	Fairbanks (7)	4th, -4.0	44,051	116	Aug. 6 at LAA	4:07 p.m.						
34	May 4 at NYY	W, 7-5	16-18	Bradley (3-2)	Warren (1-2)	Fairbanks (8)	T3rd, -3.0	43,349	Aug. 7 - OFF (13)								
May 5 - OFF (5)							T3rd, -2.5		117	Aug. 8 at SEA	9:40 p.m.						
35	May 6 vs. PHI	L, 8-4	16-19	Wheeler (3-1)	Rasmussen (1-3)	None	T3rd, -3.5	10,046	118	Aug. 9 at SEA	9:40 p.m.						
36	May 7 vs. PHI	L, 7-0	16-20	Sánchez (4-1)	Baz (3-2)	Walker (1)	T3rd, -4.5	10,046	119	Aug. 10 at SEA	4:10 p.m.						
37	May 8 vs. PHI	L, 7-6 (10)	16-21	Alvarado (4-1)	Rodríguez (0-1)	Strahm (2)	4th, -5.0	10,046	120	Aug. 11 at ATH	10:05 p.m.						
38	May 9 vs. MIL	W, 4-3	17-21	Sulser (1-1)	Koenig (2-1)	Orze (2)	4th, -5.0	10,046	121	Aug. 12 at ATH	10:05 p.m.						
39	May 10 vs. MIL	W, 3-2 (wo)	18-21	Fairbanks (3-1)	Anderson (1-2)	None	4th, -4.0	10,046	122	Aug. 13 at ATH	10:05 p.m.						
40	May 11 vs. MIL	L, 4-2	18-22	Alexander (2-3)	Rasmussen (1-4)	Megill (5)	4th, -5.0	10,046	Aug. 14 - OFF (14)								
May 12 - OFF (6)							4th, -5.5		123	Aug. 15 at SF	10:15 p.m.						
41	May 13 at TOR	W, 11-9	19-22	Uceta (3-1)	Hoffman (3-2)	Montgomery(1)	4th, -4.5	27,717	124	Aug. 16 at SF	9:05 p.m.						
42	May 14 at TOR	L, 3-1	19-23	Little (2-0)	Pepiot (2-5)	García (3)	4th, -5.5	22,314	125	Aug. 17 at SF	4:05 p.m.						
43	May 15 at TOR	W, 8-3	20-23	Littell (3-5)	Gausman (3-4)	None	4th, -5.0	22,856	Aug. 18 - OFF (15)								
44	May 16 at MIA	L, 9-4	20-24	Meyer (3-4)	Bradley (3-3)	None	4th, -6.0	11,714	126	Aug. 19 vs. NYY	7:35 p.m.						
45	May 17 at MIA	W, 4-0	21-24	Rasmussen (2-4)	Alcantara (2-6)	None	4th, -5.0	12,052	127	Aug. 20 vs. NYY	7:35 p.m.						
46	May 18 at MIA	L, 5-1	21-25	Quantrill (3-4)	Baz (3-4)	None	4th, -6.0	10,529	128	Aug. 21 vs. STL	7:35 p.m.						
47	May 19 vs. HOU	L, 4-3	21-26	King (2-0)	Rodríguez (0-2)	Hader (12)	4th, -6.5	10,046	129	Aug. 22 vs. STL	7:35 p.m.	City Connect					
48	May 20 vs. HOU	W, 3-2 (wo)	22-26	Rodríguez (1-2)	Ort (1-1)	None	4th, -6.5	10,046	Aug. 23 - OFF (16)								
49	May 21 vs. HOU	W, 8-4	23-26	Bradley (4-3)	Brown (6-3)	None	4th, -6.5	8,596	130	Aug. 24 vs. STL	12:10 p.m.	Sunglasses Giveaway					
May 22 - OFF (7)							4th, -7.0		131	Aug. 25 at CLE	6:40 p.m.						
50	May 23 vs. TOR	W, 3-1	24-26	Rasmussen (3-4)	Lauer (1-1)	Fairbanks (9)	4th, -6.0	10,046	132	Aug. 26 at CLE	6:40 p.m.						
51	May 24 vs. TOR	W, 3-1	25-26	Baz (4-3)	Berrios (1-2)	Fairbanks (10)	T3rd, -6.0	10,046	133	Aug. 27 at CLE	1:10 p.m.						
52	May 25 vs. TOR	W, 13-0	26-26	Pepiot (3-5)	Bassitt (4-3)	None	2nd, -6.0	10,046	Aug. 28 - OFF (17)								
53	May 26 vs. MIN	W, 7-2	27-26	Littell (4-5)	Paddack (2-5)	None	2nd, -6.0	8,759	134	Aug. 29 at WSH	6:45 p.m.						
54	May 27 vs. MIN	L, 4-2	27-27	Ryan (5-2)	Bradley (4-4)	Duran (9)	2nd, -7.0	10,046	135	Aug. 30 at WSH	4:05 p.m.						
55	May 28 vs. MIN	W, 5-0	28-27	Rasmussen (4-4)	López (4-3)	None	2nd, -7.0	8,372	136	Aug. 31 at WSH	1:35 p.m.						
56	May 29 at HOU	W, 13-3	29-27	Uceta (4-1)	King (3-1)	None	2nd, -6.5	29,661	AUGUST: 0-0 (0-0 Home, 0-0 Road)								
57	May 30 at HOU	L, 2-1 (wo)	29-28	Valdez (5-4)	Cleavinger (0-1)	None	T2nd, -6.5	32,115	137	Sept. 1 vs. SEA	7:35 p.m.	Rays Football Jersey Giveaway					
58	May 31 at HOU	W, 16-3	30-28	Littell (5-5)	Gordon (0-1)	None	T2nd, -5.5	33,033	138	Sept. 2 vs. SEA	7:35 p.m.						
MAY: 16-12 (9-7 Home, 7-5 Road)									139	Sept. 3 vs. SEA	7:35 p.m.	Jewish Community Night					
59	June 1 at HOU	L, 1-0	30-29	Brown (8-3)	Bradley (4-5)	Hader (15)	3rd, -6.5	33,938	140	Sept. 4 vs. CLE	7:35 p.m.	Rays Invasion Night					
June 2 - OFF (8)							3rd, -6.5		141	Sept. 5 vs. CLE	7:35 p.m.	City Connect					
60	June 3 vs. TEX	W, 5-1	31-29	Rasmussen (5-4)	Mahle (5-3)	None	T2nd, -6.5	9,131	142	Sept. 6 vs. CLE	7:05 p.m.	Devil Rays Day					
61	June 4 vs. TEX	W, 5-4	32-29	Baz (5-3)	Rocker (1-4)	Fairbanks (11)	T2nd, -5.5	8,994	143	Sept. 7 vs. CLE	12:10 p.m.	First Responders Day					
62	June 5 vs. TEX	7:35 p.m.	Steinbrenner Field Bobblehead Series: Junior Caminero Giveaway														
63	June 6 vs. MIA	1:10 p.m.	Cuban Heritage Day														
64	June 7 vs. MIA	4:10 p.m.	Devil Rays Day														
65	June 8 vs. MIA	12:10 p.m.	Cooling Towel Giveaway / Irish Heritage Day														
66	June 9 at BOS	7:10 p.m.							144	Sept. 9 at CWS	7:40 p.m.						
67	June 10 at BOS	7:10 p.m.							145	Sept. 10 at CWS	7:40 p.m.						
68	June 11 at BOS	7:10 p.m.							146	Sept. 11 at CWS	2:10 p.m.						
June 12 - OFF (9)									147	Sept. 12 at CHC	2:20 p.m.						
69	June 13 at NYM	7:10 p.m.							148	Sept. 13 at CHC	2:20 p.m.						
70	June 14 at NYM	4:10 p.m.							149	Sept. 14 at CHC	2:20 p.m.						

Tampa Bay Rays Hitting - 2025 - Regular Season - All Players																											
#	Player	Team	B	AVG	G	AB	R	H	TB	2B	3B	HR	RBI	BB	IBB	SO	SB	CS	OBP	SLG	OPS	PA	SAC	SF	HBP	GIDP	E
62	Aranda, J	TB	L	.326	56	181	30	59	92	12	0	7	32	23	0	50	0	1	.414	.508	.922	210	0	1	5	3	1
77	Caballero, J	TB	R	.245	49	143	19	35	54	11	1	2	20	16	0	47	19	4	.323	.378	.701	161	0	1	1	0	1
13	Caminero, J	TB	R	.258	57	221	32	57	112	13	0	14	38	11	0	44	4	0	.289	.507	.796	235	0	3	0	16	6
21	DeLuca, J	TB	R	.435	9	23	4	10	12	0	1	0	1	2	0	4	4	0	.480	.522	1.002	25	0	0	0	0	0
2	Díaz, Y	TB	R	.242	57	231	24	56	92	12	0	8	34	15	1	37	3	0	.288	.398	.686	250	0	3	1	6	0
20	Jankowski, T	CWS	L	.214	7	14	1	3	3	0	0	0	0	1	0	3	0	0	.267	.214	.481	15	0	0	0	0	0
20	Jankowski, T	TB	L	.258	14	31	6	8	10	2	0	0	2	2	0	9	2	0	.294	.323	.617	34	0	1	0	0	0
20	Jankowski, T	2 Teams	L	.244	21	45	7	11	13	2	0	0	2	3	0	12	2	0	.286	.289	.575	49	0	1	0	0	0
19	Jansen, D	TB	R	.187	41	123	10	23	39	4	0	4	12	21	0	35	0	0	.315	.317	.632	146	0	0	2	3	5
8	Lowe, B	TB	L	.251	56	215	32	54	97	7	0	12	33	15	0	62	2	1	.302	.451	.753	232	0	1	1	0	5
15	Lowe, J	TB	L	.303	18	66	14	20	33	4	0	3	5	7	0	12	3	0	.370	.500	.870	73	0	0	0	1	0
28	Mangum, J	TB	S	.310	26	87	8	27	34	4	0	1	12	5	0	13	10	0	.348	.391	.739	92	0	0	0	2	0
25	Mead, C	TB	R	.214	35	84	7	18	29	2	0	3	7	6	0	24	2	1	.287	.345	.632	94	0	1	3	3	1
26	Misner, K	TB	L	.227	56	163	25	37	62	8	1	5	18	15	0	56	7	1	.293	.380	.673	181	0	2	1	1	1
10	Montes, C	TB	R	.200	5	10	0	2	2	0	0	0	1	0	0	3	0	0	.200	.200	.400	10	0	0	0	0	0
24	Morel, C	TB	R	.203	46	128	18	26	43	8	0	3	11	13	0	52	3	2	.287	.336	.623	143	0	0	2	2	2
1	Palacios, R	TB	L	.750	1	4	1	3	4	1	0	0	0	0	0	0	1	0	.750	1.000	1.750	4	0	0	0	0	0
30	Rortvedt, B	TB	L	.095	26	63	2	6	7	1	0	0	6	7	0	14	0	0	.186	.111	.297	70	0	0	0	0	1
14	Simpson, C	TB	L	.285	35	123	17	35	39	4	0	0	11	6	0	14	19	3	.315	.317	.632	133	1	1	0	3	0
34	Thaiss, M	CWS	L	.212	35	85	11	18	25	4	0	1	8	23	0	21	1	1	.382	.294	.676	110	0	1	1	2	5
34	Thaiss, M	TB	L	.143	3	7	0	1	1	0	0	0	0	4	0	6	0	0	.500	.143	.643	12	0	0	1	0	0
34	Thaiss, M	2 Teams	L	.207	38	92	11	19	26	4	0	1	8	27	0	27	1	1	.393	.283	.676	122	0	1	2	2	5
6	Walls, T	TB	S	.183	51	131	17	24	29	2	0	1	10	17	0	32	7	4	.272	.221	.493	151	0	3	0	1	1
TB				.246	61	2034	266	501	791	95	3	63	253	185	1	514	86	17	.312	.389	.701	2256	1	17	17	41	27
OPP				.232	61	2020	220	469	783	71	3	79	215	161	3	475	58	14	.295	.388	.683	2221	3	12	23	60	

Tampa Bay Rays Pitching - 2025 - Regular Season - All Players																												
#	Player	Team	T	W	L	ERA	G	GS	CG	SHO	GF	HLD	SV	SVO	IP	H	R	ER	HR	HB	BB	IBB	SO	AVG	WP	BK	GIDP	TBF
11	Baz, S	TB	R	5	3	4.96	12	12	0	0	0	0	0	0	65.1	66	36	36	13	3	23	0	60	.263	0	0	10	279
43	Bigge, H	TB	R	0	0	2.40	13	0	0	0	5	1	0	1	15.0	11	4	4	4	1	5	0	12	.204	0	0	2	60
36	Boyle, J	TB	R	1	0	0.00	1	1	0	0	0	0	0	0	5.0	0	2	0	0	1	2	0	7	.000	0	0	0	18
45	Bradley, T	TB	R	4	5	3.95	12	12	0	0	0	0	0	0	70.2	58	33	31	9	4	27	0	64	.226	0	0	9	291
60	Cleavinger, G	TB	L	0	1	2.78	24	0	0	0	4	7	1	1	22.2	16	7	7	5	1	5	0	29	.193	0	0	1	89
59	Englert, M	TB	R	0	0	6.00	11	0	0	0	2	0	0	0	18.0	23	13	12	2	1	4	0	18	.315	0	0	3	80
29	Fairbanks, P	TB	R	3	1	1.88	25	0	0	0	19	0	11	12	24.0	16	7	5	0	0	12	0	22	.178	1	0	0	102
49	Kelly, K	TB	R	0	0	3.68	7	0	0	0	2	2	0	1	7.1	6	3	3	1	0	2	0	4	.222	1	0	1	29
52	Littell, Z	TB	R	5	5	3.86	12	12	1	0	0	0	0	0	74.2	71	32	32	16	3	11	1	48	.254	1	0	11	297
48	Montgomery, M	TB	L	0	1	4.87	25	0	0	0	4	8	1	2	20.1	18	12	11	4	1	10	0	27	.234	0	0	2	89
17	Orze, E	TB	R	0	0	0.81	17	0	0	0	7	0	2	2	22.1	17	3	2	0	1	7	0	17	.213	0	0	2	88
44	Pepiot, R	TB	R	3	5	3.21	12	12	0	0	0	0	0	0	70.0	61	26	25	10	1	20	0	56	.236	3	0	5	282
57	Rasmussen, D	TB	R	5	4	2.14	12	12	0	0	0	0	0	0	63.0	42	15	15	6	3	13	0	56	.189	0	0	8	238
39	Rodríguez, M	TB	R	1	2	2.30	28	0	0	0	4	9	0	0	27.1	22	9	7	2	1	4	0	22	.220	1	0	3	107
41	Seabold, C	TB	R	0	0	2.45	2	0	0	0	2	0	0	0	3.2	6	1	1	0	0	1	0	2	.400	0	0	0	17
71	Sulser, C	TB	R	1	1	3.38	9	0	0	0	7	0	0	1	10.2	10	4	4	1	0	3	0	8	.250	0	0	2	43
63	Uceta, E	TB	R	4	1	4.62	28	0	0	0	4	10	0	2	25.1	26	13	13	6	2	12	2	23	.268	0	0	1	112
TB				32	29	3.43	61	61	1	5	60	37	15	22	545.1	469	220	208	79	23	161	3	475	.232	7	0	60	2221
OPP				29	32	4.10	61	61	1	7	60	35	21	31	535.1	501	266	244	63	17	185	1	514	.246	27	4	41	2256