

BALTIMORE ORIOLES (73-83) vs. TAMPA BAY RAYS (76-80)

RHP Dean Kremer (10-10, 4.39) vs. RHP Ryan Pepiot (11-11, 3.77)

Tuesday, September 23, 2025 • 6:35 p.m. ET • Oriole Park at Camden Yards • Baltimore, MD

TV: MASN2 • Radio: 98 Rock 97.9 FM/HD2 & WBAL NewsRadio 1090 AM/101.5 FM

Game No. 157

Home Game No. 79

O's AT A GLANCE	
Overall	73-83
Home	37-41
Road	36-42
Day	34-33
Night	39-50
Current Streak	1L2
Last 5 Games	2-3
Last 10 Games	4-6
March	3-2
April	9-16
May	9-18
June	16-11
July	13-12
August	11-17
September	12-7
vs. LHSP	22-25
vs. RHSP	51-58
Series Opener	25-25
Series Opener at Home	14-11
Series Opener on Road	11-14
By Series	18-28-4
By Home Series	11-13-1
By Road Series	7-15-3
Rubber Games	8-15
Sweeps/Were Swept	8-6
Scored First	49-27
Opponent Scored First	24-56
1-run games	26-23
Comeback Wins	31-38
Last AB Wins	11-17
Walkoff Wins	5-4
Extra Innings	6-6
Led After 6	57-9
Led After 7	62-10
Led After 8	68-3
Tied After 6	9-11
Tied After 7	6-8
Tied After 8	4-7
Behind After 6	7-63
Behind After 7	5-65
Behind After 8	1-73
vs. AL Teams	49-59
vs. AL East	20-26
vs. AL Central	12-19
vs. AL West	17-14
vs. NL Teams	24-24
vs. NL East	8-10
vs. NL Central	7-8
vs. NL West	9-6
Hit 0 HR	13-38
Hit 1+ HR	60-45
Hit 2+ HR	29-18
Scored 3 or Fewer Runs	18-60
Scored 4 or More Runs	55-23
Allowed 3 or Fewer Runs	58-8
Allowed 4 or More Runs	15-75
More Hits than Opponent	48-13
Fewer Hits than Opponent	22-66
Committed No Errors	54-41
Committed 1 or More Errors	19-42
Starter Goes at least 5 inn	61-44
Starter Goes at least 6 inn	40-18
Starter Goes at least 7 inn	17-5

ORIOLESPRESSBOX.COM

The 2025 Baltimore Orioles Media Guide, as well as the latest game notes, rosters, press releases, and other team information, can be found at [oriolespressbox.com](#).

BIRDLAND BITES: The Orioles continue their final homestand of the year tonight against the Rays (3 to play), having dropped three of four to the Yankees from Thursday through Sunday...The Birds will close the 2025 season with three games in the Bronx following the current three-game set vs. Tampa Bay.

- Despite dropping six of its last 10 games, Baltimore owns a 54-47 (.535) record since May 30, tied with Cleveland (also 54-47) for the fifth-best record in the AL behind Toronto (.620, 62-38), Boston (.592, 58-40), Seattle (.564, 57-44), and Houston (.540, 54-46).
- In Sunday's 7-1 loss, the O's were held to four hits, marking their 27th game of the season with four or fewer hits...The 27 such games are second most in MLB ahead of the Rangers (28 G) and are the second most by an Oriole team in franchise history (since 1954), ahead of the 1968 O's (28 G).
- After posting a collective 4.73 ERA through the end of August, Baltimore pitching has registered a 3.70 ERA in 19 September games...The Orioles are one of three MLB teams with an ERA decrease of 1.00+ in September, along with Cleveland (-1.60) and the Athletics (-1.06), per *Stats Perform*.
- The Orioles have hit one or zero home runs in a season-high 14 straight home games, their longest single-season stretch since April 28-May 25, 2011...Baltimore last went 15+ games with one or zero long balls in a single season from June 22-July 26, 2004 (17 G).
- With the season series knotted, 5-5, Baltimore must take two of three from Tampa Bay to earn its third consecutive season-season victory...The O's have not accomplished the feat since winning three straight from 2014-16, as the Rays won six straight season sets from 2017-22.

DEALIN' DEAN: In 10 career starts against Tampa Bay, **Dean Kremer** is 4-1 with 1.83 ERA (11 ER/54.0 IP), including 2-0 with a 0.95 ERA (2 ER/19.0 IP) in three starts this season.

- His 1.83 ERA is the second lowest vs. Tampa Bay by any pitcher in MLB history (min. 50.0 IP), trailing NYY's Mariano Rivera (1.69 ERA; 20 ER/106.1 IP).
- Kremer leads all Orioles with 164.0 innings pitched, ahead of **Tomoyuki Sugano** (152.2 IP)...He can become the seventh different pitcher to lead the club in innings in as many seasons...The last time the Orioles had a seven-season span with seven different pitchers leading the team in innings was the first eight seasons in franchise history from 1954-61, per *Stats Perform*.

HOLLIDAY SEASON: **Jackson Holliday** paces the Birds with 17 home runs, one ahead of **Gunnar Henderson** (16 HR)...The only Oriole under 22 years old to finish the season leading the club in homers is **Eddie Murray** (27 HR, 1977).

- He is one of three MLB second basemen to lead their club is homers, joining HOU's Jose Altuve (26 HR) and CWS' Lenyn Sosa (21 HR)...Holliday can join **Bobby Grich** (19 HR, 1974) as the Oriole second basemen in franchise history (since 1954) to lead the team in home runs, per *Stats Perform*.
- Holliday's 17 long balls are the fifth most by an Oriole in their age-21 season or younger (as of age of July 1 of season) in team history (since 1954), trailing **Cal Ripken, Jr.** (28 HR, 1982), **Eddie Murray** (27 HR, 1977), **Boog Powell** (25 HR, 1963), and **Curt Blefary** (22 HR, 1965), per *Stats Perform*.
- Baltimore has not had a player fail to reach the 20 home run mark since 2001, when **Jay Gibbons** and **Chris Richard** each paced the club with 15 homers apiece...Only five teams in Orioles history (since 1954) have not had a player hit 20+ homers ('01, '74, '57, '55, '54).

LEAVE IT TO BEAVERS: **Dylan Beavers** has reached base safely in 24 of his first 29 career games since August 16, ranking among AL leaders in on-base percentage (6th, .407) and walks (6th, 23).

- His 23 walks are tied with **Glenn Gulliver** (23 BB, 1982) for the most in O's history (since 1954) through a player's first 29 career games...Gulliver also holds the record through 30 games with 23 walks.
- He has reached base safely 46 times to begin his career, third most through a player's first 29 career games in team history (since 1954) behind **Billy Ripken** (50 TOB, 1987) and **Curtis Goodwin** (48 TOB, 1995)...The most through 30 games is Ripken (53 TOB) ahead of Goodwin (48 TOB).
- Since making his debut, he's averaging 4.43 pitches per plate appearance, fifth most in MLB (min. 100 PA) behind ATL's Marcell Ozuna (4.60 P/PA), SD's Jake Cronenworth (4.59 P/PA), LAA's Mike Trout (4.57 P/PA), and DET's Gleyber Torres (4.55 P/PA).

HOME TOWN TURN AROUND: After opening the season 9-17 at home and being outscored 167-11 (-56), the Birds have gone 28-24 at Oriole Park at Camden Yards since May 30 with a +24 run differential (237-213).

- In their first 26 home games through May 28, Oriole starters compiled a 6.93 ERA (96 ER/124.2 IP) and permitted 36 homers, but have since tallied a 3.78 ERA (117 ER/278.2 IP) and allowed 42 long balls across 52 games.

IT TAKES A VILLAGE: Baltimore has used 70 different players this season to tie the major league record set by the 2024 Marlins...The Braves have used the second-most players this year with 68...The previous O's record was set in 2021 with 62.

- The O's have used 41 different pitchers this year (including position players), second most in a season in franchise history (since 1954) behind the 2021 Orioles (42)...The AL record for most pitchers used in a season is 42, shared by the 2021 Orioles and 2019 Seattle Mariners.
- The Orioles have had 34 different position players appear in a game, the most by a major league team since 2022 (37, SF; 34, LAA, OAK, PIT) and tied for the most in a season in franchise history with 1955.
- The Orioles have had 23 players hit a home run for the team, breaking the team record (since 1954)...That's the most players to homer by one MLB team since 2024 (SF, 23).
- Baltimore has had 19 players steal a base, breaking the O's record.
- The Birds have used seven different players at catcher, setting the franchise record...The last MLB club to use at least seven catchers in a single season was the 2023 Cleveland Guardians (also 7)...The 2022 Pirates are the last team to use eight.

QUIET ON EUTAW: The Orioles have failed to have a home run land on Eutaw Street this year after hitting six to the iconic stretch parallel to the Warehouse beyond the right field wall a season ago...Three opposing players have homered onto Eutaw in 2025 - TB's Jonathan Arranda on June 28, NYY's Trent Grisham on April 29, and CIN's Jake Fraley on April 19...Not including the COVID-impacted season in 2020, that would be the fewest home runs marked on Eutaw since **Chris Davis** hit all three in 2015.

- Since Oriole Park at Camden Yards opened in 1992, Baltimore has not had a homer land on Eutaw Street in eight seasons - 2014, 2007, 2005, 2001, 2000, 1994, 1993, and 1992.

O's vs. RAYS		
Current Streak	W1	
2025 Record	5-5	
at Oriole Park at Camden Yards	2-1	
at George M. Steinbrenner Field	3-4	
All-Time <small>(since 1954)</small>	230-245	
at Home	123-113	
on Road	107-132	
2025 Schedule		
Date	Score	Win/Loss/Save
6/16	L, 7-1	Pepiot/Eflin
6/17	W, 5-1	Kremer/Littell
6/18	L, 12-8	Montgomery/Kittredge
6/19	W, 4-1	Morton/Rasmussen/Bautista
6/27	W, 22-8	Sugano/Orze
6/28	L, 11-3	Littell/Eflin
6/29	W, 5-1	Kremer/Bradley
7/18	L, 11-1	Morton/Bradley
7/19	L, 4-3	Uceta/Dominguez/Fairbanks
7/20	W, 5-3	Rogers/Pepiot/Bautista
9/23	6:35 p.m. ET	
9/24	6:35 p.m. ET	
9/25	1:05 p.m. ET	
Indicates Home		

O's AT HOME	
Record	37-41
Team AVG/OBP/SLG	.243/.309/.420
Fielding Errors	34
Team ERA	4.60 (362 ER/709.0 IP)
Starters ERA	4.75 (213 ER/403.1 IP)
Bullpen ERA	4.39 (149 ER/305.2 IP)
Saves/Opps	18/28
Best Homestand	.833 (5-1), 9/5-11
Worst Homestand	.000 (0-6), 5/13-18

FEELING RAYFUL	
Lowest Career ERA vs. Tampa Bay, MLB History (min. 50.0 IP)	
1. Mariano Rivera	1.69 ERA
2. Dean Kremer	1.83 ERA
3. Kevin Appier	1.86 ERA
4. Koji Uehara	1.92 ERA
5. Chris Carpenter	1.99 ERA
Pedro Martínez	1.99 ERA

OPENING STATEMENTS	
Best Starting Pitcher ERA, Since September 1	
1. Cleveland Guardians	2.04 ERA
2. Los Angeles Dodgers	2.53 ERA
3. Arizona Diamondbacks	2.78 ERA
4. Baltimore Orioles	2.93 ERA
5. New York Yankees	3.20 ERA

RUNNING WILD	
Most Steals in MLB, Since August 23	
1. Juan Soto (NYM)	15
2. Corbin Carroll (AZ)	13
3. Gunnar Henderson (BAL)	11
4. Royce Lewis (MIN)	10
5. Francisco Lindor (NYM)	9
Trevory Story (BOS)	9

UPCOMING MILESTONES	
Jackson Holliday	4 R shy of 100
Ryan Mountcastle	3 HR shy of 100
Jordan Westburg	4 XBH shy of 100

THIS DATE IN O'S HISTORY	
September 23, 2004 - Brian Roberts connects for his 48 th double of the season, breaking Cal Ripken, Jr.'s club record, in a 9-7 win at Boston. Roberts ends the season with 50 doubles. Miguel Tejada will tie the record one year later, but Roberts will hit 51 doubles in 2008 and 56 in 2009 for a new club record.	

UPCOMING SCHEDULE					
DATE	OPPONENT	TIME	ORIOLES STARTER	OPPONENT STARTER	TV
September 24	TAMPA BAY	6:35 p.m. ET	RHP Tyler Wells (2-0, 2.04)	RHP Shane Baz (10-12, 4.99)	MASN2
September 25	TAMPA BAY	6:35 p.m. ET	LHP Cade Povich (3-8, 5.06)	RHP Drew Rasmussen (10-5, 2.80)	MASN
MASN and MASN2 games can also be streamed locally via MASN+ ...All games broadcast on the Orioles Radio Network and 98 Rock 97.9 FM/HD2 & WBAL NewsRadio 1090 AM/101.5 FM					

#64 DEAN KREMER RHP



10-10, 4.39 ERA

HT: 6-2 WT: 210
DOB: 1/7/96 Age: 29
Bats: R Throws: R

PITCH TYPE (2025)	USAGE	AVG. VELOCITY
Fastball	26.7%	93.3 mph
Splitter	20.8%	81.9 mph
Cutter	20.5%	86.9 mph
Sinker	18.8%	92.9 mph
Curveball	13.0%	78.3 mph
Slider	0.1%	83.9 mph

QUICK HITS: Set to make his 30th appearance (29 GS) of the 2025 campaign...On June 12 vs. Detroit, he became the first Orioles pitcher to throw at least 7.0 innings in relief since **Aaron Brooks** on September 20, 2019 vs. Seattle and the first Orioles pitcher to throw 105+ pitches out of the bullpen since **Jason Johnson** on August 29, 2000 vs. Detroit (111 P)...Tossed 20.0 scoreless innings at home from June 12-July 25, the longest streak by an Oriole since **Grayson Rodriguez** (also 20.0 IP) from August 22-September 27, 2023...Recorded his 500th strikeout on June 17 at Tampa Bay...Recently announced his intention to play for Team Israel in the 2026 World Baseball Classic, marking his third appearance on Israel's roster in the WBC (also 2023 & 2017).

LAST TIME OUT: Earned his 10th win of the season on September 16 at Chicago-AL, allowing two runs on four hits (1 HR) and three walks with four strikeouts in 5.2 innings...Left the game with two runners on base, who were stranded by **Yaramil Hiraldo**...Threw 97 pitches, 58 strikes...Threw a career-high-tying two wild pitches (3x, last: 7/16/22 at TB), the most by an Orioles starter since **Corbin Burnes** on August 16, 2024 vs. Boston (2 WP).

- ⚡ The O's have won each of Kremer's last two starts after losing seven of his previous eight starts from July 19-August 29.
- ⚡ Has walked at least one batter in a career-high 23 straight starts...The last Oriole to do so in 24 or more consecutive starts was **Andrew Cashner** from 6/25/18-5/20/19 (24 GS).

RAYS OF SUNSHINE: Owns a 4-1 record with a 1.83 ERA (11 ER/54.0 IP), 1.11 WHIP, and 48 strikeouts against 21 walks in 10 career starts against the Rays...Did not factor in the decision in his last start against the club on July 19, allowing one run on three hits with three walks and six strikeouts in 7.0 innings...Threw 98 pitches, 63 strikes...

- ⚡ His ERA against the Rays is the lowest against any opponent he's faced (min. 5 GS), and the lowest among active pitchers (min. 50.0 IP), ahead of TOR's Max Scherzer (2.41 ERA).
- ⚡ The O's loss to the Rays on July 19 marked the first time the team had lost a start made by Kremer against the Rays since May 20, 2021...The O's had won his previous seven starts against the Rays from June 17, 2022-June 29, 2025.
- ⚡ Owns a 15-12 record with a 4.10 ERA (108 ER/237.1 IP) in 46 career games (45 GS) against AL East foes...This season, he is 4-0 with a 2.45 ERA (11 ER/40.1 IP) in seven starts against the division...His ERA against the division ranks sixth in MLB (min. 40.0 IP).

DIAMOND CUTTER: Over his last six starts, opposing batters are slashing .100/.100/.100 (2-for-20) with six strikeouts and zero extra-base hits against his cutter...He leads the league in opponent batting average, on-base percentage, and slugging percentage on the pitch during that span (min. 20 AB ending in pitch)

- ⚡ Has not allowed a home run on his cutter in his last 11 starts since July 11 vs. Miami...ATL's Austin Riley was the last hitter to take the pitch deep (7/5 at ATL), and WSH's Nathaniel Lowe was the last lefty to hit a HR off his cutter (4/22 at WSH).
- ⚡ In contrast, opponents are batting a combined .367 (18-for-49) with two home runs off his four-seam fastball and sinker during that same span.

WORKING AHEAD: Has recorded a career-high 66.1 first-pitch strike percentage, up 3.5 percent from last season (62.6%)...Ranks 10th in MLB and fourth in the AL, trailing DET's Tarik Skubal (70.8%), TOR's Kevin Gausman (69.2%), and SEA's Bryan Woo (66.5%).

- ⚡ His first pitch strike percentage is the second highest in a single season in O's history, trailing Wei-Yin Chen's (68.3%) in 2015.

SEVENTH HEAVEN: Kremer has thrown at least 7.0 innings and allowed three or fewer hits in six starts this season, tied with SD's Nick Pivetta for second most in MLB trailing DET's Tarik Skubal (8 GS).

- ⚡ The six starts of at least 7.0 IP and three or fewer hits are tied for second most in a season in franchise history (since 1954), trailing **Wally Bunker** (7 GS, 1964).

HOME COOKIN': Kremer owns a 5-3 record with a 3.13 ERA (25 ER/72.0 IP) in 12 home games (11 GS) compared to a 5-7 record with a 5.38 ERA (55 ER/92.0 IP) in 17 road starts.

- ⚡ Kremer has allowed 15 earned runs over his past five home starts (27.0 IP) after allowing six earned runs in his first six home starts (38.0 IP).
- ⚡ Kremer's road ERA is the highest by an Oriole since 2017 (6.05, **Wade Miley**), and the seventh-highest in team history (min. 17 GS).

2025 & CAREER SPLITS

	2025						CAREER					
	W-L	ERA	G/S	IP	ER		W-L	ERA	G/S	IP	ER	
Home	5-3	3.13	12/11	72.0	25		20-17	4.05	62/60	340.0	153	
Road	5-7	5.38	17/17	92.0	55		20-23	4.58	62/62	324.0	165	
Day	5-3	4.19	12/12	68.2	32		12-13	4.32	42/42	225.0	108	
Night	5-7	4.53	17/16	95.1	48		28-27	4.31	82/80	439.0	210	
	AVG	AB	H	HR	BB	K	AVG	AB	H	HR	BB	K
vs. Left	.258	337	87	14	24	70	.252	1177	297	51	126	279
vs. Right	.255	294	75	8	20	66	.252	1375	347	44	95	293
TOTALS	.257	631	162	22	44	136	.252	2552	644	95	221	572

RUN SUPPORT (as starter in '25)

0 Runs	6
1 Run	1
2 Runs	4
3 Runs	4
4 Runs	5
5 Runs	4
6 Runs	1
7 Runs	1
8 Runs	1
9 Runs	--
10+ Runs	1
Total	94
RSA/9	5.39

RUNS ALLOWED BY INNING IN 2025

1 st	21
2 nd	14
3 rd	13
4 th	16
5 th	14
6 th	4
7 th	1
8 th	0
9 th	--
Total	83

MISCELLANEOUS 2025 STATS

WHIP	1.26
K/9	7.46
BB/9	2.41
QS	8
#P/IP	16.1
Opponents	
AVG:	.257
OBP:	.304
SLG:	.422
OPS:	.726

2025 HIGHS

Innings: 8.0, 8/12 vs. SEA
Hits: 11, 4/22 at WSH
Runs: 7, 2x, last: 8/29 at SF
Earned Runs: 7, 8/29 at SF
Strikeouts: 8, 2x, last: 6/12 vs. DET
Walks: 4, 4/27 at DET
Home Runs: 3, 2x, last: 8/23 vs. HOU
Winning Streak: 3, 6/17-7/11
Losing Streak: 2, 4x, last: 8/5-12
Shortest Start: 3.0 IP, 2x, last: 9/5 vs. LAD
Pitches Thrown: 114, 8/17 at HOU
Low-Hit CG: --

CAREER HIGHS

Innings: 9.0, 9/23/22 vs. HOU
Hits: 11, 2x, last: 4/22/25 at WSH
Runs: 8, 4/13/24 vs. MIL
Earned Runs: 7, 3x, last: 8/29 at SF
Strikeouts: 10, 3x, last: 5/12/24 vs. AZ
Walks: 5, 3x, last: 8/8/24 at TOR
Home Runs: 3, 4x, last: 8/23/25 vs. HOU
Winning Streak: 3, 5x, last: 8/14-9/6/24
Losing Streak: 9, 9/23/20-6/5/22
Shortest Start: 0.1 IP, 6/24/21 at TOR
Pitches Thrown: 114, 8/17 at HOU
Low-Hit CG: 4, 9/23/22 vs. HOU

KREMER vs. TB

PLAYER	AVG	AB	H	HR	RBI
Caminero	.571	7	4	0	1
Díaz	.136	22	3	0	0
Feduccia	—	—	—	—	—
Fortes	—	—	—	—	—
Gray	.500	2	1	0	0
B. Lowe	.313	16	5	1	1
J. Lowe	.200	15	3	0	1
Mangum	.125	8	1	0	0
Morel	.400	5	2	1	2
Palacios	.000	2	0	0	0
Pereira	—	—	—	—	—
Seymour	—	—	—	—	—
Simpson	.000	5	0	0	0
Williams	—	—	—	—	—

PEPIOT vs. BAL

PLAYER	AVG	AB	H	HR	RBI
Basallo	—	—	—	—	—
Beavers	—	—	—	—	—
Carlson	.333	3	1	0	0
Cowser	.250	12	3	0	0
Henderson	.357	14	5	1	3
Holliday	.222	9	2	1	1
A. Jackson	.500	2	1	1	1
J. Jackson	—	—	—	—	—
Mateo	—	—	—	—	—
Mayo	—	—	—	—	—
Mountcastle	.667	3	2	0	0
O'Neill	—	—	—	—	—
Rutschman	.200	5	1	1	1
Westburg	—	—	—	—	—

KREMER'S 2025 GAMES

DATE	OPP	SCORE	WHEN LEFT	DEC	IP	H	R	ER	BB	K	HR	PIT	STR
3/29	at TOR	9-5	8-5	W	5.1	5	5	5	2	6	1	81	56
4/4	at KC	2-8	2-3	L	4.1	8	3	2	0	1	0	88	63
4/9	at AZ	0-9	0-5	L	4.2	8	6	6	1	4	3	85	58
4/16	vs. CLE	9-1	4-1	W	5.1	4	1	1	1	2	1	96	61
4/22	at WSH	0-7	0-6	L	5.1	11	6	5	0	4	2	101	67
4/27	at DET	0-7	0-4	L	5.2	4	5	5	4	3	0	97	59
5/2	vs. KC	3-0	3-0	W	7.0	3	0	0	1	2	0	82	56
5/8	at MIN	2-5	2-2	ND	7.0	3	2	2	2	8	1	86	57
5/14 (G1)	vs. MIN	3-6	3-4	L	5.2	7	4	4	2	4	2	95	66
5/19	at MIL	4-5	1-4	ND	5.1	9	4	4	2	6	0	97	63
5/25	at BOS	5-1	3-0	W	5.1	7	0	0	1	4	0	95	62
5/31	vs. CWS	4-2	4-1	W	6.0	6	1	1	2	7	0	102	64
6/6	at ATH	4-5	4-5	L	5.1	8	5	5	1	2	0	82	51
6/12	vs. DET	1-4	1-4	L	7.0	5	4	4	2	8	2	105	69
6/17	at TB	5-1	3-1	W	5.0	4	1	1	2	4	0	81	51
6/22	at NYY	2-4	2-1	ND	5.2	5	1	1	1	7	0	85	57
6/29	vs. TB	5-1	5-0	W	7.0	3	0	0	1	6	0	93	68
7/5	at ATL	9-6 (10)	5-5	ND	4.1	8	5	5	1	3	2	87	53
7/11	vs. MIA	5-2	5-0	W	7.0	3	0	0	1	7	0	99	64
7/19	at TB	3-4	2-1	ND	7.0	3	1	1	3	6	0	98	63
7/25	vs. COL	5-6	4-5	ND	6.0	6	5	5	2	5	2	92	68
7/30	vs. TOR	8-9	5-3	ND	5.0	6	3	3	2	5	1	87	56
8/5	at PHI	0-5	0-4	L	6.0	8	4	4	1	6	1	103	68
8/12	vs. SEA	0-1	0-1	L	8.0	5	1	1	1	6	0	101	67
8/17	at HOU	12-0	12-0	W	7.0	3	0	0	1	7	0	114	72
8/23	vs. HOU	8-9	7-7	ND	5.0	7	7	6	1	4	3	75	45
8/29	at SF	8-15	4-7	L	3.0	9	7	7	2	1	0	76	48
9/5	vs. LAD	4-3	0-0	ND	3.0	0	0	0	1	4	0	56	38
9/16	at CWS	8-7	6-2	W	5.2	4	2	2	3	4	1	97	58
TOTALS					10-10	164.0	162	83	80	44	22	2636	1728 (65.6%)
<i>*Italics indicate relief appearance</i>													

TOMORROW'S STARTER: RHP TYLER WELLS (2-0, 2.04)

LAST TIME OUT: Earned his second win of the season on September 17 at Chicago-AL after allowing one run on four hits (1 HR) with four strikeouts in 6.0 innings...The O's have won three consecutive starts by Wells for the first time since June 4-15, 2023...Had lost eight of his previous 10 starts from June 21, 2023-April 12, 2024.

vs. TAMPA BAY: Is 0-3 with a 5.97 ERA (21 ER/31.2 IP), 1.23 WHIP, and 40 strikeouts against 13 walks in 10 career games (6 GS) against the Rays...Did not factor in the decision in his last start against the club on July 23, 2023 at Tampa Bay, allowing three runs on one hit (1 HR) and four walk with five strikeouts in 4.1 innings.

BIRDS IN THE BULLPEN



PITCHER	LAST OUTING	DEC.	IP	H	R	ER	BB	K	RETIRED/1 ST BF	IR/SCORED	SV/OPP	INNINGS-HIGH	STRIKEOUTS-HIGH
Akin	9/21 vs. NYY	ND	0.1	3	3	3	0	1	40/59	37/8	8/14	2.0 (5x, last: 9/3 at SD)	3 (3x, last: 8/24 vs. HOU)
Cano	9/20 vs. NYY	ND	1.2	2	1	1	0	0	39/63	21/10	2/7	1.2 (9/20 vs. NYY)	3 (2x, last: 6/21 at NYY)
Castillo	9/20 vs. NYY	ND	1.1	1	1	1	2	3	13/26	15/3	-/-	2.0 (3x, last: 8/29 vs. MIA w/NYM)	3 (4x, last: 9/20 vs. NYY)
Enns	9/21 vs. NYY	ND	1.0	1	0	0	1	2	12/20	6/2	2/2	3.0 (2x, last: 9/15 at CWS)	5 (8/6 at PHI)
Garcia	9/21 vs. NYY	ND	1.0	2	0	0	1	1	17/26	13/3	-/-	2.2 (2x, last: 7/18 at ATL w/NYY)	4 (7/28 at SD w/NYM)
Hiraldo	9/21 vs. NYY	ND	0.2	2	1	1	1	1	10/15	7/4	0/1	2.0 (7/29 [G2] vs. TOR)	2 (3x, last: 9/16 at CWS)
Selby	7/28 vs. TOR	ND	1.0	1	0	0	0	0	7/9	5/1	-/-	2.0 (6/16 at TB)	5 (6/16 at TB)
Strowd	9/21 vs. NYY	L	1.0	0	2	1	1	3	17/23	6/0	-/-	2.0 (2x, last: 8/28 vs. BOS)	3 (9/21 vs. NYY)
2025 TOTALS	4.63 ERA	25-32	579.1	562	334	298	267	607	359/522	209/56	38/58	7.0 (Kremer, 6/12 vs. DET)	10 (Povich, 8/16 at HOU)

45 • KEEGAN AKIN • LHP4-4 • 8 SV • 3.52 ERA • 62 G (3 GS)

WHIP: 1.39K/9: 8.66BB/9: 4.55
vs. ALL: .238 (54-for-227)vs. LHB: .293 (27-for-92)vs. RHB: .200 (27-for-135)
⚡ Charged with three runs on three hits (2 HR) with one strikeout in 0.1 inning on 9/21 vs. NYY...Allowed his second career grand slam (also 9/5/21 at NYY) to Ben Rice with the game tied in the 10th inning...Later gave up a solo shot to Jazz Chisholm Jr...The homers were his first yielded to a lefty since 5/16 vs. WSH (Wood)...Allowed two home runs to left-handed batters in the same game for the first time in his career and multiple homers in the same relief outing for the second time (3 HR, 6/12/22 at KC)
⚡ Converted three saves in as many appearances from 9/16-19 for the first time in his career...Has converted all five save opportunities this month after blowing three of four from 8/10-27
⚡ Secured his career-high 16th hold of the season on 9/13 at TOR...Only recorded 12 holds through his first 142 career relief appearances from 2020-24
⚡ His 21.6 percent inherited runner scored rate (8 IRS, 37 IR) ranks eighth in MLB...Has allowed seven of those to score (13 IR) since 8/13
⚡ Has issued 13 walks in 23 appearances since returning from the IL on 7/29 after walking 10 batters in the previous 24 games from 5/4-6/30
⚡ Opponents are 7-for-65 (.108) with 18 strikeouts against his changeup and 15-for-64 (.234) with three home runs against his slider, compared to 32-for-98 (.327) with six homers off his fastball, his most-utilized offering (51.0%)
⚡ His 38.8 percent groundball rate is his highest since 2022 (50.0%, career high)
⚡ Owns a 1.91 ERA (6 ER/28.1 IP) in 28 away games (2 GS) compared to a 4.91 ERA (18 ER/33.0 IP) in 34 games (1 GS) at Oriole Park

78 • YENNIER CANO • RHP3-7 • 2 SV • 5.01 ERA • 63 G

WHIP: 1.46K/9: 8.25BB/9: 3.72
vs. ALL: .279 (58-for-208)vs. LHB: .333 (28-for-84)vs. RHB: .242 (30-for-124)
⚡ Allowed one run on two hits in a season-high 1.2 innings on 9/20 vs. NYY...Stranded an inherited runner...Has allowed an earned run in three of his last five outings (3 ER/4.0 IP) since 9/9 after not allowing any in his previous six outings from 8/26-9/7
⚡ Has a 3.29 ERA (5 ER/13.2 IP) in 15 games since 8/16...Posted an 8.00 ERA (16 ER/18.0 IP) in his previous 19 games from 6/18-8/13
⚡ His seven losses are the most by an O's reliever since 2019 (9 L, Paul Fry)
⚡ Held a six-game scoreless appearance streak from 8/26-9/7 (6.1 IP), tied for his second-longest stretch of the year (also 6/4-15, 5.0 IP)
⚡ Is 2-3 with a 3.51 ERA (10 ER/25.2 IP) in 29 away games this season compared to 1-4 with a 6.30 ERA (21 ER/30.0 IP) in 34 home games
⚡ Opponents are batting .278 (20-for-72) against him with no outs and .367 (11-for-30) with runners in scoring position and two outs
⚡ Has limited opponents to a .233 (21-for-90) clip with 17 strikeouts against his sinker
⚡ Is holding opposing hitters to a .179 average (12-for-67) and .409 OPS when ahead in the count compared to .472 (25-for-53) and 1.406 OPS when behind

66 • JOSÉ CASTILLO • LHP2-2 • 4.23 ERA • 26 G

WHIP: 1.77K/9: 9.43BB/9: 4.23
vs. ALL: .321 (36-for-112)vs. LHB: .383 (18-for-47)vs. RHB: .277 (18-for-65)
⚡ Allowed one run on one hit and two walks with a season-high-tying three strikeouts (4x, last: 9/18 vs. NYY) in 1.1 innings on 9/20 vs. NYY...Marked his first earned run allowed in September across five outings (1 ER/6.0 IP)...Has struck out 3+ hitters in consecutive for the second time in his career (also 2 G, 6/13-15/18)
⚡ Made his Orioles debut on 9/18 vs. NYY, tossing 1.2 scoreless innings on one hit with a season-high-tying three strikeouts...Stranded an inherited runner...Activated on 9/16 after being claimed off waivers from the Mariners on 9/15...Was designated for assignment by Seattle on 9/12
⚡ In three games (3.0 IP) with the Mariners from 9/7-11, did not allow an earned run, but held a 1.67 WHIP
⚡ Has pitched in 26 games between four teams this season, going 2-2 with a 4.23 ERA (13 ER/27.2 IP) on 36 hits (3 HR) and 13 walks with 29 strikeouts
⚡ Appeared in games with New York-NL (16 G), Arizona (5 G), and Seattle (3 G) this year...Made 40 career relief appearances with San Diego between 2018-23
⚡ Originally signed as an international free agent by Tampa Bay on 7/7/12

71 • DIETRICH ENNS • LHP3-3 • 2 SV • 4.26 ERA • 23 G (3 GS)

WHIP: 1.42K/9: 9.34BB/9: 3.05
vs. ALL: .274 (48-for-175)vs. LHB: .355 (22-for-62)vs. RHB: .230 (26-for-113)
⚡ Tossed 1.0 scoreless inning on one hit and one walk with two strikeouts on 9/21 vs. NYY...Marked his seventh scoreless appearance in 16 games (1 GS) since joining the O's
⚡ Has given up four homers in his last nine games since 8/23 after not allowing one in his previous 12 games from 7/9-8/18
⚡ His three wins are a career high
⚡ Recorded his second save of the year on 9/15 at CWS after working a season-high-tying 3.0 perfect innings of relief (2x, last: 7/9 vs. TB) with four strikeouts
⚡ Made six consecutive relief outings of more than one inning from 8/23-9/15, tied for the longest stretch by an Oriole this year (Scott Blewett, 4/15-6/20)
⚡ Since making his O's debut on 8/3, his seven relief outings of 2.0+ innings are tied for second most in MLB behind CWS' Mike Vasil (8 G)
⚡ Threw 2.0+ innings in five consecutive appearances (1 GS) from 8/23-9/9, the longest stretch of his career
⚡ Has completed more than 1.0 inning in 13 of his 20 relief outings this year

50 • RICO GARCIA • RHP0-1 • 3.09 ERA • 27 G (1 GS)

WHIP: 1.16K/9: 9.56BB/9: 2.81
vs. ALL: .225 (27-for-120)vs. LHB: .185 (10-for-54)vs. RHB: .258 (17-for-66)
⚡ Tossed 1.0 scoreless inning on two hits and a walk with one strikeout on 9/21 vs. NYY...Stranded the bases loaded...All three baserunners allowed were left-handed batters
⚡ Secured his 10th hold of the year on 9/19 vs. NYY...Nine of his 10 holds this year have come in 15 games since 8/19
⚡ Holding right-handed batters to a .231 (3-for-13) average in 11 games this month after they hit .429 (12-for-28) in nine August games
⚡ Has inherited the based loaded with no outs twice and did not yield a run either time (8/19 at BOS & 9/2 at SD)...Opponents are 0-for-7 with one RBI with the bases loaded against him this year
⚡ Claimed off waivers from the Mets on 8/5 after being designated for assignment on 8/3...Also pitched in six games for the O's in 2022
⚡ Opponents are hitting .364 (8-for-22) against his curveball despite owning a .232 xBA on the offering...Opponents are also slugging .409 against the pitch, despite holding an xSLG of .287...Hitters are 19-for-98 (.194) against his three other pitches combined (four-seam fastball, changeup, slider)
⚡ Owns career highs in strikeout rate (26.0%) and groundball rate (48.3%) while posting a career-low 7.6 percent walk rate
⚡ Has also pitched this season for the Mets (8 G) and Yankees (1 G)

76 • YARAMIL HIRALDO • RHP0-0 • 5.19 ERA • 15 G

WHIP: 1.33K/9: 8.31BB/9: 4.15
vs. ALL: .231 (15-for-65)vs. LHB: .269 (7-for-26)vs. RHB: .205 (8-for-39)
⚡ Charged with one run on two hits and one walk with one strikeout in 0.2 inning on 9/21 vs. NYY...Had not allowed a run in two games (2.1 IP) in September
⚡ Recalled from Triple-A Norfolk on 9/15, marking his sixth stint on the active roster
⚡ Tossed four perfect outings over five appearances (4.2 IP) from 8/15-8/23
⚡ Opponents are hitting .346 (9-for-26) with four homers against his fastball compared to a combined .154 average (6-for-39) with no homers off his slider and changeup
⚡ Blew his first career save opportunity after surrendering a game-tying two-run home run to Nathaniel Lowe in the ninth inning on 8/19 at BOS...Walked a career-high four batters while striking out two...Entered the outing with one career walk
⚡ Five of his 10 career earned runs have scored via home run
⚡ Hitters are 7-for-38 (.184) with one or no outs compared to 8-for-27 (.296) with two outs
⚡ Made his major league debut on 5/27 vs. STL

60 • COLIN SELBY • RHP0-2 • 4.50 ERA • 8 G

WHIP: 1.55K/9: 9.82BB/9: 1.64
vs. ALL: .313 (15-for-48)vs. LHB: .345 (10-for-29)vs. RHB: .263 (5-for-19)
⚡ Reinstated from the 15-day Injured List (left hamstring strain) today...Was placed on the IL on 7/29
⚡ Began a rehab assignment with Triple-A Norfolk on 9/13...Allowed one run on six hits and one walk with four strikeouts in three rehab appearances (3.0 IP)
⚡ Last pitched in the majors on 7/28 vs. TOR (1.0 IP, H)
⚡ Suffered consecutive losses from 7/21-23, both at CLE
⚡ Recalled from Triple-A Norfolk between games of the doubleheader on 7/10 vs. NYM, his fifth stint on the big league roster (4/9-14, 4/26, 5/8-11, 6/16)
⚡ Has posted a 2.38 ERA (6 ER/22.2 IP) with 12 walks and 31 strikeouts in 22 appearances with the Tides...Since being optioned on 6/17, has worked six scoreless appearances (6.0 IP) with two hits and three walks while striking out eight...Holding opponents to a .105 AVG and an 0.83 WHIP in those games
⚡ Struck out five batters on 6/16 at TB, tied for the most by a primary O's reliever this season (Dietrich Enns, 8/6 at PHI)
⚡ In his career, has limited right-handed hitters to a .233 (21-for-90) clip compared to .329 (26-for-79) against left-handers

57 • KADE STROWD • RHP0-1 • 1.80 ERA • 23 G

WHIP: 1.16K/9: 7.92BB/9: 4.68
vs. ALL: .186 (16-for-86)vs. LHB: .182 (6-for-33)vs. RHB: .189 (10-for-53)
⚡ Suffered his first career loss on 9/21 vs. NYY after allowing two runs (1 ER) on one walk with a career-high three strikeouts in 1.0+ inning...Issued a leadoff walk in the 10th inning before leaving the game...Both runs later scored on a grand slam...Struck out the side in a perfect ninth inning
⚡ Six of his seven multi-strikeout games have come in his last 11 appearances since 8/28
⚡ Pitched a career-high nine straight scoreless appearances (9.0 IP) from 8/19-9/11 despite having left with the bases loaded and no outs twice in that span (8/16 at BOS & 9/2 at SD)
⚡ Has held lefties hitless (0-for-14) since 8/31 after they went 6-for-19 (.316) from 5/18-8/28
⚡ Has walked 13 batters in 25.0 innings this year...Holds a 14.5 percent walk rate (12 BB/83 BF) since being recalled on 7/24
⚡ Recalled prior to the game on 7/24, marking his fourth stint on the active roster
⚡ Holding opponents to a .176 average (6-for-34) with runners on base
⚡ Made his major league debut on 5/18 vs. WSH

29 • SAMUEL BASALLO • C/1B (L) .188 • 4 HR • 15 RBI
Current Streak: 2 G (2-8; since 9/19) **2025 High:** 2 G (6x, last: current streak)
Last Game: 1-4, HR, R, RBI, K **Homestand:** 3 G, 2-11, HR, R, RBI, 2 K

☞ Launched his fourth homer of the season on 9/21 vs. NYY and has now hit all four homers in 17 games since 8/30...Has hit safely in six of eight games since 9/12, including an XBH (2 2B, 2 HR) in four of those...Ten of his hits are XBH (6 2B, 4 HR)

☞ Tied a career high with two runs scored on 9/15 at CWS (also 8/30 at SF)

☞ Has two of the O's walk-offs this season (9/8 vs. PIT, 1B; 9/5 vs. LAD, HR)...His homer was the first walk-off home run of the year for the Orioles...Became the youngest Oriole in franchise history to hit a walk-off homer and the first Oriole whose first home run at home was a walk-off since Henry Urrutia on 8/19/15 vs. NYM

☞ Hit his first career MLB homer in the fourth inning on 8/30 at SF...At 21 years, 17 days old, became the youngest player to homer in the majors in 2025

☞ Three of his four homers this season have been off breaking balls

☞ Agreed to an eight-year contract extension thru 2033 with a club option for 2034 on 8/22

☞ Made his major league debut on 8/17 at HOU...Became the ninth Oriole with 2+ RBI in their MLB debut (last: Joey Ortiz, 4/27/23 at DET)...Was hit by a pitch in his first plate appearance, the first such occurrence in O's history...At 21 years, 4 days old, became the youngest position player to appear in an MLB game this season

☞ At 21 years, 5 days old on 8/18 at BOS, became the youngest player to catch for the Orioles since Andy Etchebarren on 9/30/62 (19-102)

12 • DYLAN BEAVERS • OF (L) .256 • 3 HR • 13 RBI
Current Streak: 0-for-last-8 (since 9/17) **2025 High:** 3 G (4x, last: 9/10-12)
Last Game: 0-4, BB, 2 K **Homestand:** 2 G, 0-7, 2 BB, 3 K

☞ Drew a career-high three walks on 9/13 at TOR...Joins Glenn Gulliver (23 BB, 1982) as the only O's in team history (since 1954) to have 23+ walks through first 29 career games

☞ Is the third Oriole in club history (since 1954) to reach safely 46 times (23 H, 23 BB) in their first 29 career games (w/PA), joining Billy Ripken (50 TOB, 1987) and Curtis Goodwin (48 TOB, 1995)

☞ Since making his MLB debut on 8/16, leads all qualified MLB rookies in walks (23) and on-base percentage (.407), while having the ninth-best OPS (.840)

☞ On 9/10 vs. PIT, delivered his first career walk-off (1B) in the 10th inning

☞ On 8/21 vs. HOU, hit his first MLB homer, becoming the sixth Oriole to homer in their first home plate appearance with the team (last: J. Fiorentino, 5/20/05 vs. PHI)

☞ On 8/18 at BOS, reached base safely four times (2 H, 2 BB)

☞ Made his MLB debut on 8/16 at HOU after having his contract selected from Triple-A

15 • DYLAN CARLSON • OF (S) .205 • 6 HR • 20 RBI
Current Streak: 0-for-last-4 (since 9/16) **2025 High:** 6 G (5/28-6/4)
Last Game: 0-3, BB **Homestand:** 2 G, 0-3, BB

☞ Went 2-for-4 with a double on 9/16 at CWS...Began the month 2-for-19 with 0 XBH

☞ Had a season-long 10-game on-base streak from 8/19-9/10, his longest since 2023

☞ Notched his third multi-walk effort of the year on 9/3 at SD (last: 2 BB, 8/14 vs. SEA)...Thirteen of his 20 walks this season have come in 20 games since 8/14

☞ Has five doubles in his last 17 games after having none in his previous 27 games

☞ Since 8/12, is 16-for-62 (.258) with five doubles, one triple, two homers, and 13 walks...Went 2-for-53 (.038) in the previous 20 games from 6/24-8/10

17 • COLTON COWSER • OF (L) .198 • 15 HR • 38 RBI
Current Streak: 0-for-last-5 (since 9/19) **2025 High:** 7 G (8/19-26)
Last Game: 0-2, 2 BB, 2 K, 2 SB **Homestand:** 2 G, 1-6, 2B, 2 BB, 3 K, 2 SB

☞ Swiped his 12th and 13th bags of the season on Sunday vs. NYY...Is one of four players in MLB with 13+ stolen bases without being caught stealing, joining MIN's Byron Buxton (24 SB), TOR's George Springer (16 SB), and LAD's Hyeseong Kim (13 SB)...Cowser would become the first Oriole in franchise history (since 1954) with 10+ SB and 0 CS in a season, surpassing Al Smith (9 SB in 1963)

☞ In 21 games since 8/27, is 8-for-73 (.110) with two doubles, three homers, and 38 strikeouts...His 62 strikeouts since the start of August are tied for fourth most in MLB

☞ Hit a three-run home run in the sixth inning to break a 1-1 tie on Monday at CWS, his third career go-ahead homer in the sixth or later (6/19 at TB, 6/7 at ATH, both in 6th)...Homered in consecutive games for the seventh time in his career from 9/14-15 and for the third time this year (last: 8/22-23)

☞ Has six homers in 26 games since 8/22 after having one in his previous 30 games

☞ Eleven of his 15 homers this season have been off fastballs

☞ His seven DRS rank second on the team behind Adley Rutschman (10 DRS)

2 • GUNNAR HENDERSON • INF (L) .273 • 16 HR • 65 RBI
Current Streak: 0-for-last-7 (since 9/20) **2025 High:** 14 G (6/5-20)
Last Game: 0-4, BB, 2 K **Homestand:** 4 G, 4-15, 2B, R, RBI, 2 BB, 3 K, SB

☞ Slashing .336/.389/.629 (48-for-143) with seven doubles, four triples, and nine homers in 36 career games vs. TB...His 1.018 OPS against TB is his third-highest against any single team, trailing only his 1.203 OPS vs. LAA and 1.042 OPS vs. ATH

☞ After swiping a bag on Saturday vs. NYY, has been successful on each of his last 13 stolen base attempts since 8/4, tying the longest streak of his career (also 9/27/23-6/21/24)

☞ Is 13-for-41 (.317) over his last 11 games after going 1-for-21 (.048) in his previous six contests

☞ Has gone a career-high 25 straight games without a home run

☞ On Friday, tallied his 500th career hit and 100th career double...He did so in his 489th career game, becoming the seventh fastest to 500 career hits in team history (since 1954)

☞ Leads the team in hits (152) and stolen bases (27)...The only primary shortstop to lead the Orioles in both categories in the same season is Luis Aparicio (1963, 1966)

☞ On 9/17 at CWS, stole a career-high three bases...Was the first Oriole with 3+ SB in a game since Jonathan Villar (3 SB, 8/30/19 at KC)

☞ Set a career high with his 32nd double on 9/13 at TOR...Is the third Orioles primary shortstop (since 1954) to have multiple 30+ double seasons in his career (also 2024, 31 2B), joining Miguel Tejada (3x, 2004-06) and Cal Ripken, Jr. (9x, 1982-86, 89, 91, 95-96)

☞ On 8/27 vs. BOS, stole his 20th base of the season, marking his second straight season with 30+ doubles and 20+ steals...Is the fourth player in team history (since 1954) to do so in back-to-back seasons, joining Cedric Mullins (2021-22), Brian Roberts (6x, 2004-09), and Brady Anderson (1995-96)

☞ On 8/18 at BOS, tallied his third game this year with 1+ 3B and 1+ HR, tied for the MLB lead with DET's Kerry Carpenter, COL's Mickey Moniak, and LAD's Shohei Ohtani

7 • JACKSON HOLLIDAY • INF (L) .247 • 17 HR • 55 RBI
Current Streak: 1 G (1-5; since 9/21) **2025 High:** 10 G (5/14 [G2]-24 [G1])
Last Game: 1-5, K **Homestand:** 3 G, 1-13, 3 K

☞ Owns a .715 OPS in 17 games this month after posting a .600 OPS in August (27 G)

☞ On 9/17 at CWS, had his career-best 17-game on-base streak come to an end

☞ His 29 walks since 8/9 are tied for fourth most in MLB behind NYY's Aaron Judge (43 BB), NYM's Juan Soto (36 BB), and LAD's Shohei Ohtani (34 BB)...Drew 20 walks in his previous 91 games from 4/22-8/8

☞ Is the fifth Oriole (6th occurrence) to hit 15+ home runs in their age-21 season (as of 6/30), joining Cal Ripken, Jr. (28 HR, 1982), Eddie Murray (27 HR, 1977), Curt Blefary (22 HR, 1965), and Boog Powell (25 HR, 1963 and 15 HR, 1962)

☞ On 9/6 vs. LAD broke up Yoshinobu Yamamoto's no-hit bid with two outs in the ninth inning (solo HR)...Broke a tie with Gunnar Henderson to take sole possession of the Orioles home run lead (17 HR)...The only Oriole under 22 years old to finish the season leading the club in homers is Eddie Murray in 1977 (27 HR)

☞ Named the Orioles' winner of the 2025 Heart & Hustle Award by the MLBPAA

70 • ALEX JACKSON • C (R) .227 • 5 HR • 8 RBI
Current Streak: 0-6 (since 9/17) **2025 High:** 3 G (2x, last: 8/26-29)
9/20 vs. NYY: 0-3, 2 K **Homestand:** 1 G, 0-3, 2 K

☞ Is slashing .250/.333/.425 (10-for-40) with one double, two homers, and four walks over his last 13 games since 8/22, including three multi-hit efforts

☞ Thirteen of his 20 hits (65.0%) on the year have gone for extra bases (8 2B, 5 HR)

☞ Completed back-to-back-to-back homers with Colton Cowser and Coby Mayo on 9/3 at SD...Extended his career high to five homers after hitting three in 2024 and 2021

☞ Tallied his third multi-hit game of the year on 8/22 vs. HOU...Both hits were singles, his first non-extra-base hits of the year...Each of his first 10 hits with the Orioles went for extra bases (7 2B, 3 HR)...After doubling on 8/6 at PHI, became the first player in MLB since 1900 whose first nine hits with a franchise went for extra-bases, per the *Elias Sports Bureau*...The previous record was eight

82 • JEREMIAH JACKSON • INF/OF (R) .281 • 5 HR • 21 RBI
Current Streak: 1 G (1-2; since 9/21) **2025 High:** 13 G (8/21-9/2)
Last Game: 1-2, 2B, BB **Homestand:** 4 G, 2-11, 2B, 3 BB, 3 K

☞ Since making his MLB debut on 8/1, ranks among qualified AL rookies in triples (T-1st, 2), doubles (2nd, 9), XBH (3rd, 16), total bases (3rd, 73), hits (3rd, 45), RBI (5th, 21), and runs (6th, 19)

☞ Had 1+ RBI in a career-high-tying three straight games from 9/15-17 (also 8/13-15)

☞ Set a career high with two doubles and matched a career best with two XBH on 9/16 at CWS (also 8/30 at SF)...Was 2-for-20 (.100) with no XBH since 9/10

☞ Has hit safely in 27 of his last 35 games since 8/13 and in 31 of 41 career starts

☞ Had a career-long 16-game on-base streak from 8/21-9/6

☞ On 8/30 at SF, set career highs with four RBI and two extra-base hits (2B, HR)

☞ On 8/23 vs. HOU, hit his first major league home run off AJ Blubaugh

3 • JORGE MATEO • INF/OF (R) .184 • 1 HR • 3 RBI
Current Streak: 0-6 (since 9/18) **2025 High:** 3 G (5/16-23)
9/20 vs. NYY: 0-3, K **Homestand:** 2 G, 0-6, 2 K

☞ Has stolen 15 bases in 17 attempts despite only playing in 40 games this season...Swiped 13 bags across 68 games in 2024

☞ Entered the game on 9/5 vs. LAD as a pinch-runner in the seventh inning, his first MLB appearance since 6/6...Was returned from his rehab assignment and reinstated from the 60-day Injured List on 9/3...Placed on the 10-day IL with left elbow inflammation on 6/10, retroactive to 6/7...Began a rehab assignment with Triple-A Norfolk on 6/25, but was transferred to the 60-day IL with a left hamstring strain on 7/6...Began his latest rehab assignment on 8/20 with Norfolk

☞ His 95 stolen bases since 2022 rank seventh in the AL

16 • COBY MAYO • INF (R) .208 • 9 HR • 25 RBI
Current Streak: 2 G (3-7; since 9/20) **2025 High:** 4 G (3x, last: 9/1-5)
Last Game: 1-4, K, SB **Homestand:** 4 G, 4-13, 2B, RBI, 4 K, SB

☞ Has hit safely in eight of 10 games since 9/11, batting .364 (12-for-33) with two doubles, two home runs, four walks, and four RBI

☞ Owns an .842 OPS in 18 September games after posting a .469 OPS in August (25 G)

☞ Had his career-best seven-game on-base streak come to an end on Friday...Reached base 2+ times in a career-best five consecutive games from 9/13-17...Scored 1+ run in a career-best five straight games since 9/13-17

☞ Homered in consecutive games for the first time in his career on from 9/13-14 at TOR...Is tied for second among AL rookies with four homers since 8/29

☞ On 9/3 at SD, hit the second of three back-to-back-to-back homers with Colton Cowser and Alex Jackson

6 • RYAN MOUNTCASTLE • INF (R) .252 • 6 HR • 33 RBI
Current Streak: 0-for-last-8 (since 9/20) **2025 High:** 12 G (5/4-18)
Last Game: 0-5, 4 K **Homestand:** 4 G, 3-16, HR, 2 RBI, 7 K

☞ His home run on Friday was hit at 114.3 mph, marking the hardest-hit long ball of his career...Has recorded the three hardest-hit balls by the Orioles this year (116.7 mph-1B, 3/30 at TOR & 115.7 mph-2B, 3/27 at TOR)

☞ Slashing .288/.318/.425 (42-for-146) with eight doubles, four homers, and 18 RBI in 37 games since 5/27

☞ Is 19-for-36 (.528) with four doubles and one homer on the first pitch of an at-bat...His .528 average in 0-0 counts ranks second among qualified MLB hitters behind NYY's Aaron Judge (.571 AVG, 40-for-70)

☞ On 8/29 at SF, set a season high with four RBI

☞ On 8/14 vs. SEA, stole two bases for the first time in his career...The second was a steal of home on a double steal, his second such stolen base this season...Is the fourth player in O's history (since 1954) with multiple steals of home in one year, along with Doug DeCinces (1980), Davey Johnson (1971), and Don Buford (1970)

9 • TYLER O'NEILL • OF (R) .198 • 8 HR • 24 RBI
Current Streak: 0-8 (since 9/17) **2025 High:** 5 G (7/24-29 [G1])
9/20 vs. NYY: 0-3, R, BB, K **Homestand:** 2 G, 0-6, R, 2 BB, 2 K

☞ Has drawn a walk in a season-high-tying three straight games (also 7/26-29 [G1])

☞ On 9/17 at CWS, matched a career high with two steals (4x, last: 5/14/25 [G1] vs. MIN)

☞ Is 2-for-19 (.105) with five walks and one RBI in five games since returning from the 10-day Injured List...Was reinstated on 9/12 (right wrist inflammation)

☞ In 10 games prior to his IL stint from 7/24-8/5, slashed .333/.400/.867 (10-for-30) with one double, five home runs, 12 RBI, and four walks

☞ From 7/25-29 (G1), homered in a career-high four straight games, the first Oriole to accomplish the feat since Gunnar Henderson (4 G, 5/17-20/24)

☞ Of his 32 hits this season, 15 have gone for extra bases (6 2B, 1 3B, 8 HR)

35 • ADLEY RUTSCHMAN • C (S) .227 • 9 HR • 29 RBI
Current Streak: 1 G (1-5; since 8/17) **2025 High:** 8 G (4/3-13)
8/17 at HOU: 1-5, 2 RBI, K **Homestand:** --

☞ Was returned from his rehab assignment and reinstated from the 10-day IL (right oblique strain) yesterday...Played in four rehab games with Triple-A Norfolk and went 4-for-11 (.364) with one double, one home run, and four walks

☞ Went 3-for-29 (.103) in seven games from 8/9-8/17 before landing on the IL...Went 12-for-37 (.324) in his first 10 games after returning from the IL on 7/28

☞ Tallied seven extra-base hits (all 2B) in his first seven games after returning from the IL on 7/28 before only recording one (HR) from 8/5-17

☞ His .138 (8-for-58) RISP average is the second lowest in the majors (min. 50 AB) ahead of PIT's Henry Davis (.063 AVG)

☞ From 8/1-4, doubled in four straight games for the first time since 9/17-21/23 (4 G)

☞ Reinstated from the 10-day IL (left oblique strain) on 7/28...Placed on the IL on 6/21, retroactive to 6/20, marking his first career IL stint

11 • JORDAN WESTBURG • INF (R) .260 • 15 HR • 34 RBI
Current Streak: 0-5 (since 9/21) **2025 High:** 7 G (6/27-7/11)
Last Game: 0-1 (PH in 9th) **Homestand:** 4 G, 1-13, 2 R, 7 K

☞ Owns an .841 OPS in 20 career games against the Rays...Since 2024, he owns a .940 OPS in 14 games vs. TB after posting a .222 OPS in six games vs. TB in 2023

☞ Tied a career high with two walks on 9/16 at CWS (5x, last: 5/12/24 vs. ARI)

☞ Slashing .286/.333/.452 (48-for-168) with four doubles, eight home runs, 36 runs scored, and 20 RBI in 43 games since 7/4

☞ Reinstated from the 10-day Injured List (right ankle sprain) on 9/16...Was placed on the IL on 8/22, retroactive to 8/19, after leaving the game on 8/18 at BOS...Has been on the IL twice this season (also 4/27-6/9, left hamstring strain)

☞ Went 2-for-11 with two homers and four RBI in three rehab games with Triple-A Norfolk



ADDITIONAL HITTER INFO																				
	vs. LHP		vs. RHP		MULTI-HIT GAMES					MULTI-RBI GAMES					LAST HR (DATE/PITCHER)		MULTI-HR GAMES			
			2	3	4	5	TOTAL	2	3	4	5	6+	TOTAL			2025	CAREER	LAST (HRS)		
Samuel Basallo	.150	.197	2	-	-	-	2	4	-	-	-	-	4	9/21/25 vs. NYY (Schlittler)	-	-	-	-	-	
Dylan Beavers	.176	.274	7	-	-	-	7	2	1	-	-	-	3	9/17/25 at CWS (Pérez)	-	-	-	-	-	
Dylan Carlson	.206	.204	8	2	-	-	10	4	1	-	-	-	5	8/16/25 at HOU (Alexander)	-	3	6/20/23 at WSH (2)	-	-	
Colton Cowser	.171	.208	7	3	-	-	10	2	6	-	-	-	8	9/15/25 at CWS (Alexander)	-	2	9/20/24 vs. DET (2)	-	-	
Gunnar Henderson	.228	.297	35	7	1	-	43	12	2	2	-	-	16	8/24/25 vs. HOU (Arrighetti)	-	2	6/21/24 at HOU (2)	-	-	
Jackson Holliday	.204	.263	24	9	1	-	34	6	1	2	-	-	9	9/6/25 vs. LAD (Yamamoto)	1	1	5/4/25 vs. KC (2)	-	-	
Alex Jackson	.250	.217	5	-	-	-	5	-	-	-	-	-	-	9/3/25 at SD (Cortes)	-	-	-	-	-	
Jeremiah Jackson	.260	.291	9	2	-	-	11	2	1	1	-	-	4	9/9/25 vs. PIT (Ashcraft)	-	-	-	-	-	
Jorge Mateo	.205	.162	3	-	-	-	3	1	-	-	-	-	1	5/31/25 vs. CWS (Martin)	-	1	8/2/22 at TEX (2)	-	-	
Coby Mayo	.244	.189	6	2	-	-	8	2	1	1	-	-	4	9/14/25 at TOR (Bieber)	-	-	-	-	-	
Ryan Mountcastle	.262	.249	17	3	-	-	20	5	-	1	-	-	6	9/19/25 vs. NYY (Warren)	-	10	6/4/24 at TOR (2)	-	-	
Tyler O'Neill	.163	.212	5	1	1	-	7	3	2	1	-	-	6	8/4/25 at PHI (Luzardo)	-	12	9/9/24 vs. BAL (2)	-	-	
Adley Rutschman	.263	.211	9	5	-	-	14	5	2	-	-	-	7	8/8/25 vs. ATH (Ginn)	1	3	3/27/25 at TOR (2)	-	-	
Jordan Westburg	.265	.257	10	6	3	-	19	5	2	-	1	-	8	8/17/25 at HOU (Dubin)	1	1	3/29/25 at TOR (2)	-	-	

O's HITTERS															CAREER vs. TAMPA BAY RAYS														
PLAYER	G	AB	R	H	2B	3B	HR	RBI	BB	IBB	SO	AVG	OBP	SLG	G	AB	R	H	2B	3B	HR	RBI	BB	IBB	SO	AVG	OBP	SLG	
Samuel Basallo																													
Dylan Beavers															5	13	3	4	0	0	0	0	2	0	3	.308	.400	.308	
Dylan Carlson	3	8	2	4	0	0	0	0	0	0	2	.500	.500	.500	27	92	14	23	5	1	4	13	7	1	29	.250	.314	.457	
Colton Cowser	10	36	7	12	4	0	3	10	3	0	10	.333	.415	.694	36	143	28	48	7	4	9	20	12	2	35	.336	.389	.629	
Gunnar Henderson	10	39	6	13	3	2	1	7	2	1	5	.333	.372	.590	16	66	7	12	0	0	3	5	5	0	18	.182	.236	.318	
Jackson Holliday	10	46	5	10	0	0	2	3	3	0	11	.217	.265	.348	5	10	1	3	1	0	1	1	0	0	5	.300	.364	.700	
Alex Jackson	2	5	1	1	0	0	1	1	0	0	3	.200	.200	.800															
Jeremiah Jackson															40	132	15	34	11	2	2	14	5	0	38	.258	.293	.417	
Jorge Mateo															8	20	3	4	1	0	1	5	1	0	8	.200	.238	.400	
Coby Mayo	5	16	3	4	1	0	1	5	0	0	4	.250	.250	.500	55	205	20	53	7	0	8	29	16	0	53	.259	.316	.410	
Ryan Mountcastle															15	57	4	9	2	0	2	6	3	1	20	.158	.213	.298	
Tyler O'Neill	2	8	1	2	2	0	0	0	0	0	1	.250	.250	.500	41	146	17	33	6	1	6	22	19	0	34	.226	.324	.404	
Adley Rutschman	4	14	1	2	0	0	1	1	1	0	2	.143	.200	.357	20	65	10	20	4	2	2	5	1	0	21	.308	.318	.523	
Jordan Westburg	8	28	5	10	3	0	0	0	0	1	0	9	.357	.379	.464														

O's PITCHERS																	CAREER vs. TAMPA BAY RAYS																
PLAYER	W	L	SV	G	GS	INN	H	R	ER	HR	BB	K	ERA	AVG			W	L	SV	G	GS	INN	H	R	ER	HR	BB	K	ERA	AVG			
Keegan Akin	0	0	0	3	0	3.2	6	1	1	0	1	3	2.45	.353			1	1	0	20	1	33.1	34	10	10	3	6	38	2.70	.260			
Kyle Bradish																	2	3	0	7	7	36.1	41	24	24	5	9	41	5.94	.279			
Yennier Cano	0	0	0	2	0	1.2	4	4	4	1	1	1	21.60	.444			0	0	1	17	0	17.0	12	7	6	2	6	17	3.18	.200			
José Castillo	0	0	0	1	0	1.1	3	2	1	0	0	1	6.75	.500			0	0	0	1	0	1.1	3	2	1	0	0	1	6.75	.500			
Dietrich Enns	0	0	0	1	0	3.0	4	0	0	0	0	2	0.00	.333			0	0	0	1	0	3.0	4	0	0	0	0	2	0.00	.333			
Rico Garcia																																	
Yaramil Hiraldo																																	
Dean Kremer	2	0	0	3	3	19.0	10	2	2	0	6	16	0.95	.161			4	1	0	10	10	54.0	39	11	11	4	21	48	1.83	.205			
Cade Povich																																	
Trevor Rogers	1	0	0	2	2	8.1	10	5	5	1	5	7	5.40	.278			1	0	0	4	4	20.1	19	9	9	4	7	22	3.98	.238			
Colin Selby	0	0	0	2	0	3.0	3	0	0	0	0	6	0.00	.250			0	0	0	2	0	3.0	3	0	0	0	0	6	0.00	.250			
Kade Stroud	0	0	0	2	0	3.1	2	1	1	0	1	2	2.70	.182			0	0	0	2	0	3.1	2	1	1	0	1	2	2.70	.182			
Tomoyuki Sugano	1	0	0	1	1	5.0	9	7	7	3	1	2	12.60	.375			1	0	0	1	1	5.0	9	7	7	3	1	2	12.60	.375			
Tyler Wells																	0	3	0	10	6	31.2	26	23	21	8	13	40	5.97	.220			

RECENT TRANSACTIONS	
9/23	RHP Colin Selby (left hamstring strain) was returned from his rehab assignment and reinstated from the 15-day Injured List...Optioned RHP Jose Espada ² to the Spring Training Complex.
9/22	C Adley Rutschman (right oblique strain) was returned from his rehab assignment and reinstated from the 10-day Injured List...Optioned INF Luis Vázquez ² to the Spring Training Complex... RHP Scott Blewett cleared outright waivers and accepted an assignment to the Spring Training Complex.
9/19	Recalled RHP Jose Espada from Triple-A Norfolk...Placed RHP Chayce McDermott on the Bereavement/Family Medical Emergency List... RHP Scott Blewett (right elbow discomfort) was returned from his rehab assignment, reinstated from the 60-day Injured List, and designated for assignment... INF Emmanuel Rivera cleared outright waivers and accepted an assignment to Triple-A Norfolk.
9/17	C Adley Rutschman (right oblique strain) began a rehab assignment with Triple-A Norfolk.
9/16	Activated LHP José Castillo ... INF Jordan Westburg (right ankle sprain) was returned from his rehab assignment and reinstated from the 10-day Injured List...Designated INF Emmanuel Rivera for assignment.
9/15	Recalled RHP Yaramil Hiraldo and RHP Chayce McDermott from Triple-A Norfolk...Claimed LHP José Castillo off waivers from the Seattle Mariners...Placed RHP Albert Suárez (right elbow discomfort) on the 15-day Injured List...Designated RHP Carson Ragsdale for assignment...Optioned LHP Grant Wolfram to Triple-A Norfolk (postgame).
9/14	Recalled RHP Carson Ragsdale from Triple-A Norfolk...Placed RHP Shawn Dubin (right elbow discomfort) on the 15-day Injured List, retroactive to 9/13...Optioned RHP Carson Ragsdale to Triple-A Norfolk (postgame).
9/13	RHP Colin Selby began a rehab assignment with Triple-A Norfolk.
9/12	OF Tyler O'Neill (right wrist inflammation) was returned from his rehab assignment and reinstated from the 10-day Injured List...Optioned OF Daniel Johnson ² to Triple-A Norfolk... INF Jordan Westburg (right ankle sprain) began a rehab assignment with Triple-A Norfolk.
9/10	C Gary Sánchez (right knee sprain) began a rehab assignment with Triple-A Norfolk.
9/9	Transferred the rehab assignment of OF Tyler O'Neill (right wrist inflammation) to Triple-A Norfolk.
9/7	OF Tyler O'Neill (right wrist inflammation) began a rehab assignment with Double-A Chesapeake.
9/4	RHP Corbin Martin cleared outright waivers and accepted an assignment to Triple-A Norfolk.
9/3	RHP Scott Blewett (right elbow discomfort) began a rehab assignment with Triple-A Norfolk.
9/2	Reinstated RHP Tyler Wells (right elbow UCL surgery) and INF/OF Jorge Mateo (left hamstring strain) from the 60-day Injured List...Optioned C Maverick Handley ³ to Triple-A Norfolk...Designated RHP Corbin Martin and RHP Elvin Rodríguez for assignment.
9/1	RHP Albert Suárez (right subscapularis strain) was returned from his rehab assignment and reinstated from the 60-day Injured List...Recalled C Maverick Handley from Triple-A Norfolk... RHP Cody Poteet elected free agency in lieu of accepting an outright assignment to Triple-A Norfolk.
8/30	RHP Matt Bowman cleared unconditional release waivers and was released... RHP Cody Poteet (right shoulder inflammation) was returned from his rehab assignment, reinstated from the 60-day Injured List, and outrighted to Triple-A Norfolk.
8/29	INF Vimaël Machín cleared outright waivers and accepted an assignment to Triple-A Norfolk.
8/28	Activated RHP Shawn Dubin ...Designated RHP Roansy Contreras for assignment.
8/27	Selected the contracts of RHP Roansy Contreras and INF Emmanuel Rivera from Triple-A Norfolk...Transferred RHP Brandon Young (left hamstring strain) to the 60-day Injured List...Designated INF Vimaël Machín for assignment.
8/26	Reinstated RHP Kyle Bradish (right elbow UCL surgery) from the 60-day Injured List...Claimed RHP Shawn Dubin off waivers from the Houston Astros...Transferred RHP Scott Blewett (right elbow discomfort) to the 60-day Injured List...Designated RHP Matt Bowman for assignment...Optioned RHP Yaramil Hiraldo ⁵ to Triple-A Norfolk (postgame).

EUTAW STREET HOME RUNS				
DATE	PLAYER (Team)	OPP. (Pitcher)	DISTANCE	
6/28	Jonathan Aranda (TB)	BAL (Eflin)	467 ft.	
4/29	Trent Grisham (NYY)	BAL (Gibson)	399 ft.	
4/19	Jake Fraley (CIN)	BAL (Young)	421 ft.	
2025 totals - 3 (0 by Orioles, 3 by opponents)				
*Total since 1992 - 134 (64 by Orioles, 70 by opponents)				
O's CHALLENGES				
TEAM	TOTAL	WON	LOST	SUCCESS RATE
Orioles	43	18	25	42%
Opponents	32	20	12	63%
Last by O's: 9/10 vs. PIT (T8)		Batter/Runner: Yorke	Tag Play (1B)	Safe/Stands
Last by Opp.: 9/21 vs. NYY (T8)		Batter/Runner: Dominguez	Force Play (1B)	Out/Overturned

CAREER vs. TAMPA BAY RAYS																
LG	G	AB	R	H	2B	3B	HR	RBI	BB	IBB	SO	AVG	OBP	SLG		
500	5	13	3	4	0	0	0	0	2	0	3	.308	.400	.308		
594	27	92	14	23	5	1	4	13	7	1	29	.250	.314	.457		
590	36	143	28	48	7	4	9	20	12	2	35	.336	.389	.629		
548	16	66	7	12	0	0	3	5	5	0	18	.182	.236	.318		
800	5	10	1	3	1	0	1	1	0	0	5	.300	.364	.700		
500	40	132	15	34	11	2	2	14	5	0	38	.258	.293	.417		
	8	20	3	4	1	0	1	5	1	0	8	.200	.238	.400		
	55	205	20	53	7	0	8	29	16	0	53	.259	.316	.410		
500	15	57	4	9	2	0	2	6	3	1	20	.158	.213	.298		
357	41	146	17	33	6	1	6	22	19	0	34	.226	.324	.404		
464	20	65	10	20	4	2	2	5	1	0	21	.308	.318	.523		
CAREER vs. TAMPA BAY RAYS																
AVG	W	L	SV	G	GS	INN	H	R	ER	HR	BB	K	ERA	AVG		
353	1	1	0	20	1	33.1	34	10	10	3	6	38	2.70	.260		
444	2	3	0	7	7	36.1	41	24	24	5	9	41	5.94	.279		
	0	0	1	17	0	17.0	12	7	6	2	6	17	3.18	.200		
	0	0	0	1	0	1.1	3	2	1	0	0	1	6.75	.500		
333	0	0	0	1	0	3.0	4	0	0	0	0	2	0.00	.333		
461	4	1	0	10	10	54.0	39	11	11	4	21	48	1.83	.205		
	1	0	0	4	4	20.1	19	9	9	4	7	22	3.98	.238		
	0	0	0	2	0	3.0	3	0	0	0	0	6	0.00	.250		
482	0	0	0	2	0	3.1	2	1	1	0	1	2	2.70	.182		
375	1	0	0	1	1	5.0	9	7	7	3	1	2	12.60	.375		
	0	3	0	10	6	31.2	26	23	21	8	13	40	5.97	.220		
RECORD BY POSITION																
PLAYER	C	1B	2B	3B	SS	LF	CF	RF	DH							
Jordyn Adams	-	-	-	-	-	-	0-1	-	-							
Greg Allen	-	-	-	-	-	-	0-1	1-2	-							
Samuel Basallo	10-9	0-1	-	-	-	-	-	-	-							4-1
Dylan Beavers	-	-	-	-	-	-	11-5	-	-				5-7	-		
Dylan Carlson	-	-	-	-	-	-	21-21	7-5	3-5				-	-		
Colton Cowser	-	-	-	-	-	-	19-22	21-18	-				-	-		0-1
Maverick Handley	7-7	-	-	-	-	-	-	-	-				-	-		
Gunnar Henderson	-	-	-	-	-	64-72	-	-	-				-	-		3-5
Jackson Holliday	-	-	61-71	-	-	4-2	-	-	-				-	-		2-2
Jeremiah Jackson	-	-	-	-	4-5	-	-	-	-				15-14	-		1-2
Alex Jackson	13-13	-	-	-	-	-	-	-	-				-	-		-
Daniel Johnson	-	-	-	-	-	-	1-1	3-1	-				-	-		-
Heston Kjerstad	-	-	-	-	-	-	10-15	-	-				10-10	-		1-0
Ramón Laureano	-	-	-	-	-	-	9-14	0-1	21-18				-	-		3-4
Vimael Machín	-	-	-	-	1-2	-	-	-	-				-	-		-
Jorge Mateo	-	-	1-4	-	-	0-8	1-0	5-5	-				-	-		-
Coby Mayo	-	35-27	-	0-2	-	-	-	-	-				-	-		4-4
Ryan Mountcastle	-	18-32	-	-	-	-	-	-	-				-	-		14-16
Cedric Mullins	-	-	-	-	-	-	-	36-50	-				-	-		1-1
Ryan Noda	-	-	-	-	-	-	-	-	2-1				-	-		-
Ryan O'Hearn	-	19-20	-	-	-	0-2	-	5-9	-				-	-		14-17
Tyler O'Neill	-	-	-	-	-	1-2	-	12-19	-				-	-		6-6
Emmanuel Rivera	-	1-3	-	14-12	-	-	-	-	-				-	-		1-0
Adley Rutschman	29-33	-	-	-	-	-	-	-	-				-	-		7-11
Jacob Stallings	4-7	-	-	-	-	-	-	-	-				-	-		-
Gary Sánchez	8-11	-	-	-	-	-	-	-	-				-	-		3-4
Chadwick Tromp	2-3	-	-	-	-	-	-	-	-				-	-		-
Ramón Urías	-	-	1-0	32-34	-	-	-	-	-				-	-		1-1
Luis Vázquez	-	-	1-2	1-2	5-1	-	-	-	-				-	-		-
Jordan Westburg	-	-	9-6	21-26	-	-	-	-	-				-	-		8-8

2025 BY THE NUMBERS			
	HOME	AWAY	TOTAL
Overall	37-41	36-42	73-83
MONTH	HOME	AWAY	TOTAL
March (5)	1-0	2-2	3-2
April (25)	6-7	3-9	9-16
May (27)	4-10	5-8	9-18
June (27)	8-5	8-6	16-11
July (25)	8-5	5-7	13-12
August (28)	4-10	7-7	11-17
September (25)	6-4	6-3	12-7
TOTAL (162)	37-41	36-42	73-83
DAY OF WEEK	HOME	AWAY	TOTAL
Monday (14)	5-1	5-4	10-5
Tuesday (23)	3-8	5-7	8-15
Wednesday (25)	5-6	5-6	10-13
Thursday (18)	5-6	5-1	10-7
Friday (26)	8-4	4-8	12-12
Saturday (28)	6-7	7-8	13-15
Sunday (27)	5-8	5-8	10-16
TOTAL (162)	37-41	36-42	73-83
VS. AL EAST	HOME	AWAY	TOTAL
Boston Red Sox (13)	1-6	4-2	5-8
New York Yankees (13)	3-4	1-2	4-6
Tampa Bay Rays (13)	2-1	3-4	5-5
Toronto Blue Jays (13)	4-2	2-5	6-7
TOTAL (52)	10-13	10-13	20-26
VS. AL CENTRAL	HOME	AWAY	TOTAL
Chicago White Sox (7)	3-0	3-0	6-0
Cleveland Guardians (7)	2-1	1-3	3-4
Detroit Tigers (6)	1-2	0-3	1-5
Kansas City Royals (6)	1-2	1-2	2-4
Minnesota Twins (6)	0-3	0-3	0-6
TOTAL (32)	7-8	5-11	12-19
VS. AL WEST	HOME	AWAY	TOTAL
Athletics (6)	1-2	1-2	2-4
Houston Astros (7)	1-3	2-1	3-4
Los Angeles Angels (6)	3-0	2-1	5-1
Seattle Mariners (6)	2-1	3-0	5-1
Texas Rangers (7)	1-2	1-2	2-4
TOTAL (32)	8-8	9-6	17-14
VS. NL EAST	HOME	AWAY	TOTAL
Atlanta Braves (3)	-	3-0	3-0
Miami Marlins (3)	1-2	-	1-2
New York Mets (3)	2-1	-	2-1
Philadelphia Phillies (3)	-	1-2	1-2
Washington Nationals (4)	0-3	-	1-5
TOTAL (16)	3-6	5-4	8-10
VS. NL CENTRAL	HOME	AWAY	TOTAL
Chicago Cubs (3)	-	1-2	1-2
Cincinnati Reds (3)	1-2	-	1-2
Milwaukee Brewers (3)	-	1-2	1-2
Pittsburgh Pirates (3)	3-0	-	3-0
St. Louis Cardinals (3)	1-2	-	1-2
TOTAL (15)	5-4	2-4	7-8
VS. NL WEST	HOME	AWAY	TOTAL
Arizona Diamondbacks (3)	-	1-2	1-2
Colorado Rockies (3)	2-1	-	2-1
Los Angeles Dodgers (3)	2-1	-	2-1
San Diego Padres (3)	-	3-0	3-0
San Francisco Giants (3)	-	1-2	1-2
TOTAL (15)	4-2	5-4	9-6

BALTIMORE ORIOLES - WALK-OFF AND MISC. HOME RUNS

Baltimore Orioles Walk-off Wins							
Date	Score	Batter/Runner	Action	RBI	Pitcher	INN	OUTS
9/10	PIT 1 @ BAL 2	Dylan Beavers	1B	1	Kyle Nicolas	10	0
9/9	PIT 2 @ BAL 3	Samuel Basallo	1B	1	Dauri Moreta	11	0
9/6	LAD 3 @ BAL 4	Emmanuel Rivera	1B	2	Tanner Scott	9	2
9/5	LAD 1 @ BAL 2	Samuel Basallo	HR	1	Tanner Scott	9	2
8/13	SEA 3 @ BAL 4	Jackson Holliday	2B	1	Matt Brash	9	2

Opponent Walk-off Wins							
Date	Score	Batter/Runner	Action	RBI	Pitcher	INN	OUTS
9/13	BAL 4 @ HOU 5	Alejandro Kirk	SF	1	Yennier Cano	9	1
8/16	BAL 4 @ HOU 5	Ramón Urías	FC	1	Keegan Akin	12	1
8/3	BAL 3 @ CHC 5	Justin Turner	HR	2	Keegan Akin	9	0
5/24 (G1)	BAL 5 @ BOS 6	Rafael Devers	1B	1	Gregory Soto	10	1

Baltimore Orioles Back-to-Back Home Runs							
Date	Score	Batters	Pitcher	INN	OUTS		
9/3	BAL 7 @ SD 5	Colton Cowser/Coby Mayo/Alex Jackson	Nestor Cortes	3	1		
8/8	ATH 2 @ BAL 3	Adley Rutschman/Ryan Mountcastle	J.T. Ginn	1	2	1	2
7/29 (G1)	TOR 4 @ BAL 16	Tyler O'Neill/Ramón Urías	Lazaro Estrada	6	1		
7/28	TOR 4 @ BAL 11	Cedric Mullins/Coby Mayo	Chris Bassitt	2	2		
6/24	TEX 6 @ BAL 5 (10)	Gary Sánchez/Ramón Urías/Ryan O'Hearn	Chris Martin	7	0		
6/14	LAA 5 @ BAL 6	Cedric Mullins/Gary Sánchez	Tyler Anderson	6	0		
6/5	BAL 4 @ SEA 3	Adley Rutschman/Gunnar Henderson	Bryan Woo	6	0		
5/14 (G2)	MIN 8 @ BAL 6	Cedric Mullins/Heston Kjerstad	Simeon Woods Richardson	3	2		
4/19	CIN 5 @ BAL 9	Ramón Laureano/Jordan Westburg	Carson Spiers	7	2		
4/19	CIN 5 @ BAL 9	Cedric Mullins/Gunnar Henderson	Hunter Greene	1	0		
3/27	BAL 12 @ TOR 2	Adley Rutschman/Jordan Westburg	Yariel Rodríguez	8	1		

Opponent Back-to-Back Home Runs						
Date	Score	Batters	Pitcher	INN	OUTS	
9/7	LAD 5 @ BAL 2	Shohei Ohtani/Mookie Betts	Tomoyuki Sugano	3	0	
8/4	BAL 3 @ PHI 13	Edmundo Sosa/Weston Wilson	Elvin Rodríguez	8	1	
5/18	WSH 10 @ BAL 4	Dylan Crews/CJ Abrams	Zach Eflin	2	1	
5/15	MIN 4 @ BAL 0	DaShawn Keirsej Jr./Byron Buxton	Tomoyuki Sugano	3	1	
5/4	KC 11 @ BAL 6	Bobby Witt Jr./Vinnie Pasquantino	Yennier Cano	7	1	
4/29	NY 15 @ BAL 3	Trent Grisham/Aaron Judge/Ben Rice	Kyle Gibson	1	0	
4/17	CLE 2 @ BAL 6	Daniel Schneemann/Austin Hedges	Tomoyuki Sugano	3	0	
4/9	BAL 0 @ A7 9	Devin Smith/Josh Naylor	Dean Kremer	5	1	

Baltimore Orioles Grand Slams					
Date	Score	Batter	Pitcher	INN	OUTS
6/15	LAA 2 @ BAL 11	Gary Sánchez	Connor Brogdon	7	2
5/14	MIN 8 @ BAL 6	Cedric Mullins	Simeon Woods Richardson	3	2
4/16	CLE 1 @ BAL 9	Jackson Holliday	Gavin Williams	2	1

Opponent Grand Slams					
Date	Score	Batter	Pitcher	INN	OUTS
9/21	NY 7 @ BAL 1	Ben Rice	Keegan Akin	10	0
8/4	BAL 3 @ PHI 13	Kyle Schwarber	Yaramil Hiraldo	6	2
7/18	BAL 1 @ TB 11	Yandy Diaz	Grant Wolfram	6	1
5/23	BAL 5 @ BOS 19	Rafael Devers	Emmanuel Rivera	8	2
4/20	CIN 24 @ BAL 2	Noelvi Marte	Jorge Mateo	8	2

Baltimore Orioles Inside-the-Park Home Runs						
Date	Score	Batter	RBI	Pitcher	INN	OUTS
-	-	-	-	-	-	-

Opponent Inside-the-Park Home Runs						
Date	Score	Batter	RBI	Pitcher	INN	OUTS

Baltimore Orioles Pinch-Hit Home Runs						
Date	Score	Batter	RBI	Pitcher	INN	OUTS
7/26	COL 0 @ BAL 18	Alex Jackson	1	Kyle Farmer	8	0
7/10 (G1)	NYM 1 @ BAL 3	Gunnar Henderson	2	Ryne Stanek	8	0
5/10	BAL 2 @ LAA 5	Ramón Laureano	1	Brock Burke	9	0

Opponent Pinch-Hit Home Runs						
Date	Score	Batter	RBI	Pitcher	INN	OUTS
8/3	BAL 3 @ CHC 5	Justin Turner	2	Keegan Akin	9	0
7/30	TOR 9 @ BAL 8	Nathan Lukes	3	Yennier Cano	7	2
6/18	BAL 8 @ TB 12	Brandon Lowe	2	Yennier Cano	5	2
5/11	BAL 7 @ LAA 3	Matthew Lugo	1	Félix Bautista	9	2
5/7	BAL 2 @ MIN 5	Harrison Bader	2	Keegan Akin	7	1

Baltimore Orioles Leadoff Home Runs					
Date	Score	Batter	Pitcher		
9/3	BAL 7 @ SD 5	Jackson Holliday	Nestor Cortes		
7/20	BAL 5 @ TB 3	Jackson Holliday	Ryan Pepiot		
5/31	CWS 2 @ BAL 4	Jackson Holliday	Davis Martin		
4/19	CIN 5 @ BAL 9	Cedric Mullins	Hunter Greene		
4/3	BOS 8 @ BAL 9	Cedric Mullins	Tanner Houck		
3/29	BAL 9 @ TOR 5	Colton Cowser	Max Scherzer		

Opponent Leadoff Home Runs			
Date	Score	Batter	Pitcher
9/7	LAD 5 @ BAL 2	Shohei Ohtani	Tomoyuki Sugano
8/27	BOS 3 @ BAL 2	Roman Anthony	Dietrich Enns
8/25	BOS 4 @ BAL 3	Roman Anthony	Tomoyuki Sugano
6/16	BAL 1 @ TB 7	Josh Lowe	Zach Eflin
5/24 (G1)	BAL 5 @ BOS 6	Jarren Duran	Zach Eflin
5/18	WSH 10 @ BAL 4	CJ Abrams	Zach Eflin
4/29	NY 15 @ BAL 3	Trent Grisham	Kyle Gibson
4/23	BAL 3 @ WSH 4	James Wood	Tomoyuki Sugano

LAST TIME IT HAPPENED	
BATTING	
Eutaw St. Home Run	Gunnar Henderson, 8/14/24 vs. WSH (Herz)
Opponent	Jonathan Aranda, 6/28/25 vs. TB (Eflin)
Second Deck Home Run in LF at OPACY	Austin Hays, 6/7/22 vs. CHC (Mills)
Opponent	Pete Alonso, 9/2/20 vs. NYM (Means)
Grand Slam	Gary Sánchez, 6/15/25 vs. LAA (Brogdon)
Two Grand Slams in One Game	Reimold, Clevenger, 9/11/15 vs. KC (Herrera, Chamberlain)
Pinch-Hit Home Run	Alex Jackson, 7/26/25 vs. COL (Farmer)
Pinch-Hit Walk-Off Home Run	Nolan Reimold, 7/24/16 vs. CLE (Allen)
Pinch-Hit Grand Slam	Dwight Evans, 7/26/91 vs. OAK (Nelson)
Inside-the-Park Home Run	Jorge Mateo, 8/20/23 at OAK (Sears)
LH & RH Home Run, Same Game	Anthony Santander, 8/7/24 at TOR (Francis, Yarbrough)
Individual 2-Home Run Game	Jackson Holliday, 5/4/25 vs. KC (Lorenzen)
Individual 3-Home Run Game	Ryan Mountcastle, 6/19/21 vs. TOR (Manoah, Kay)
Individual 4-Home Run Game	Never
Home Run in Consecutive Games	Dylan Beavers, 9/16-17/25 at CWS
Home Run in 3 Consecutive Games	Tyler O'Neill, 7/25-29 (G1)/25 vs. COL, vs. TOR (4 G)
Home Run in 4 Consecutive Games	Tyler O'Neill, 7/25-29 (G1)/25 vs. COL, vs. TOR
Home Run in 5 Consecutive Games	Jonathan Schoop, 7/22-27/18 vs. TOR, BOS, TB
Home Run in 6 Consecutive Games	Chris Davis, 9/26-10/2/12 vs. TOR, BOS, TB
4-Home Run Game, Team	9/3/25 at SD
5-Home Run Game, Team	4/19/25 vs. CIN
6-Home Run Game, Team	3/27/25 at TOR
7-Home Run Game, Team	6/2/16 vs. BOS
8+-Home Run Game, Team	6/16/15 vs. PHI (8 HR)
10+-Run Game, Team	8/17/25 at HOU (12 R)
15+-Run Game, Team	7/29/25 (G1) vs. TOR (16 R)
20+-Run Game, Team	6/27/25 vs. TB (22 R)
Back-to-Back HR	Cowser/Mayo/A. Jackson, 9/3/25 at SD (3 rd inning)
Back-to-Back HR to Start First Inning	Mullins/Henderson, 4/19/25 vs. CIN
Back-to-Back-to-Back HR	Cowser/Mayo/A. Jackson, 9/3/25 at SD (3 rd inning)
Back-to-Back-to-Back HR to Start First Inning	Flaherty/Hardy/Markakis, 5/10/12 (G1) vs. TEX
2 Back-to-Back HRs, Same Game	Mullins/Henderson (1 st) & Laureano/Westburg (7 th), 4/19/25 vs. CIN
Leadoff Home Run	Jackson Holliday, 9/3/25 at SD (Cortes)
Walk-Off Win	Dylan Beavers (18), 9/10/25 vs. PIT (Nicolas)
Walk-Off Home Run	Samuel Basallo, 9/5/25 vs. LAD (Scott)
Walk-Off Grand Slam	Manny Machado, 8/18/17 vs. LAA (Middleton)
Walk-Off Home Run, Eutaw St.	Rio Ruiz, 8/11/19 vs. HOU (Osuna)
Home Run, 15 th Inning or later	Jonathan Villar, 7/25/19 at LAA (Canning)
Home Run, 17 th Inning or later	Adam Jones, 5/6/12 at BOS (McDonald)
Home Run by a Pitcher	Zack Britton, 7/3/11 at ATL (Beachy)
2-Home Run Game by a Pitcher	Milt Pappas, 8/27/61 at MIN (Ramos)
Oriole to hit a Home Run for 1 st ML hit	Connor Norby, 6/4/24 at TOR (Pearson)
Oriole w/ 2 Home Runs in One Inning	Mark Trumbo, 4/15/16 at TEX (7 th inning, Pérez, Faulkner)
Oriole w/ 3 Home Runs in Consecutive Innings	Manny Machado, 8/7/16 at CWS (1 st , 2 nd , 3 rd inning, Shields, Albers)
5-Hit Game	Adley Rutschman, 6/21/24 at HOU
6-Hit Game	Cal Ripken, Jr., 6/13/99 at ATL
5-RBI Game	Jordan Westburg, 8/17/25 at HOU
6-RBI Game	Adley Rutschman, 6/9/24 at TB
7-RBI Game	Ryan Mountcastle, 4/11/23 vs. OAK (9 RBI)
8-RBI Game	Ryan Mountcastle, 4/11/23 vs. OAK (9 RBI)
9-RBI Game	Ryan Mountcastle, 4/11/23 vs. OAK

PITCHING	
Perfect Game	Never
No-Hitter	5/5/21 at SEA (Means)
1-Hitter	8/15/25 at HOU (Young, Hiraldo)
Complete Game	8/1/25 at CHC (Rogers, 8.0 IP)
Complete Game, 9.0+ IP	9/23/22 vs. HOU (Kremer, 9.0 IP)
Shutout	9/23/22 vs. HOU (Kremer)
Team Shutout	8/17/25 at HOU (Kremer, Wolfram, Martin)
Consecutive CG, Pitcher	Sidney Ponson (2), 5/16-22/04
Consecutive CG, Team	Mike Mussina (2), 9/26-10/1/95
Consecutive Shutouts, Team	5/13-14/11 (Guthrie, Bergesen)
10+ Strikeout Game, Pitcher	4/18-19/23 at WSH
15+ Strikeout Game, Pitcher	Kyle Bradish (10), 8/26/25 vs. BOS
10+ Strikeout Game, Team	Erik Bedard (15), 7/7/07 at TEX
15+ Strikeout Game, Team	9/21/25 vs. NY 17 K
4+ Strikeouts in an inning	9/21/25 vs. NY 17 K
Immaculate Inning	Mike Cuellar (4), 5/29/70 at CAL
	Brandon Young, 7/8/25 vs. NYM (5 th inning)





MISCELLANEOUS	
Hit for the Cycle	Cedric Mullins, 5/12/23 vs. PIT (7 th in club history)
Steal of Home	Ryan Mountcastle, 8/14/25 vs. SEA
Position Player to Pitch	Luis Vázquez, 9/14/25 at TOR (1.0 IP)
Triple Play Turned	9/18/22, Bottom 3 rd at TOR (Chapman batting/Kremer pitching)
	Scoring: 6-4-3 (Mateo-Vavra-Aguilar)
Manager Ejection	Tony Mansolino, 7/20/25 at TB (1 st career)
Player Ejection	Ryan O'Hearn, 7/21/25 at CLE (3 rd career)
WINNING SWEEPS	
2-Game, at OPACY	9/26-27/23 vs. WSH
2-Game, Road	8/18-19/25 at BOS
3-Game, at OPACY	9/9-11/25 vs. PIT
3-Game, Road	9/15-17/25 at CWS
4-Game, at OPACY	7/7-10/22 vs. LAA
4-Game, Road	6/7-10/24 at TB
Doubleheader	7/29/25 vs. TOR

2025 OUTFIELD ASSISTS						
Outfielder	1B	2B	3B	HP	TOTAL	ERRORS (F-T)
Jordyn Adams	-	-	-	-	-	-
Greg Allen	-	-	-	-	-	-
Dylan Beavers	-	1	-	-	1	1 (0-1)
Dylan Carlson	-	2	-	1	3	-
Colton Cowser	-	1	1	2	4	2 (1-1)
Cooper Hummel	-	-	-	-	-	-
Jeremiah Jackson	-	1	-	1	2	1 (1-0)
Daniel Johnson	-	-	-	-	-	-
Heston Kjerstad	-	4	-	-	4	-
Ramón Laureano	-	4	-	3	7	5 (2-3)
Jorge Mateo	-	-	-	-	-	1 (1-0)
Cedric Mullins	-	-	-	-	-	3 (1-2)
Ryan Noda	-	1	-	-	1	-
Ryan O'Hearn	-	-	-	-	-	-
Tyler O'Neill	1	3	-	1	5	1 (1-0)
Team Totals	1	17	1	8	27	14 (7-7)

2025 CATCHING BREAKDOWN							
	Errors		SB	Pick-offs			
Catcher	F-T-C	PB	CCS-ATT	1B-2B-3B	Inn.	ERA	W-L (GS)
Samuel Basallo	0-1-1	1	2-10	0-0-0	170.2	4.06	10-9
Maverick Handley	0-0-1	0	0-13	0-0-0	121.2	4.25	7-7
Alex Jackson	0-2-0	2	7-23	0-0-0	240.2	4.64	13-13
Adley Rutschman	0-2-0	1	10-46	0-1-1	538.1	4.68	29-33
Gary Sánchez	0-2-2	1	1-18	1-0-0	175.1	5.39	8-11
Jacob Stallings	0-1-0	2	3-12	0-0-0	97.0	3.62	4-7
Chadwick Tromp	0-1-0	1	0-2	0-0-0	39.0	5.77	2-3
Totals	0-9-4	8	23-124	1-1-1	1381.2	4.61	73-83

2025 SCHEDULE

G#	DATE	OPP.	W-L	SCORE	WP/LP/SV	REC	POS	GA/GB	ATT.
1	3/27	at TOR	W	12-2	Eflin/Berrios	1-0	T-1 st	+0.5	40,734
2	3/28	at TOR	L	8-2	Gausman/Morton	1-1	T-3 rd	-0.5	26,289
3	3/29	at TOR	W	9-5	Kremer/Lovelyade	2-1	2 nd	-0.5	27,005
4	3/30	at TOR	L	3-1	Bassitt/Sugano/Hoffman	2-2	3 rd	-1.5	21,069
5	3/31	vs. BOS	W	8-5	Dominguez/Newcomb	3-2	3 rd	-1.0	45,002*
MARCH TOTALS: 3-2				TEAM ERA: 4.60		TEAM AVG: .305			
6	4/1	OFF DAY				3-2	4 th	-1.0	
6	4/2	vs. BOS	L	3-0	Crochet/Eflin/Chapman	3-3	4 th	-1.5	18,146
7	4/3	vs. BOS	L	8-4	Kelly/Morton	3-4	T-4 th	-2.0	16,656
8	4/4	at KC	L	8-2	Lugo/Kremer	3-5	5 th	-2.5	14,196
9	4/5	at KC	W	8-1	Sugano/Wacha	4-5	5 th	-2.5	14,383
10	4/6	at KC	L	4-1	Bubic/Povich/Estévez	4-6	5 th	-2.5	19,098
11	4/7	at AZ	W	5-1	Eflin/Gallen	5-6	T-4 th	-1.5	20,333
12	4/8	at AZ	L	4-3	Kelly/Morton/Martinez	5-7	4 th	-2.0	23,843
13	4/9	at AZ	L	9-0	Pfaadt/Kremer	5-8	5 th	-2.5	22,411
14	4/10	OFF DAY				5-8	5 th	-2.5	
14	4/11	vs. TOR	**POSTPONED**	Rescheduled for 7/29 (DH)		5-8	5 th	-2.5	
14	4/12	vs. TOR	W	5-4	Baker/Francis/Bautista	6-8	T-4 th	-2.0	22,130
15	4/13	vs. TOR	L	7-6 (10)	Hoffman/Bowman	6-9	5 th	-2.5	27,193
16	4/14	OFF DAY				6-9	5 th	-2.5	
16	4/15	vs. CLE	L	6-3	Allen/Morton/Clase	6-10	5 th	-3.5	14,203
17	4/16	vs. CLE	W	9-1	Kremer/Williams	7-10	5 th	-3.5	13,964
18	4/17	vs. CLE	W	6-2	Sugano/Bibee	8-10	4 th	-3.5	16,201
19	4/18	vs. CIN	L	8-3	Abbott/Povich	8-11	4 th	-4.5	42,587*
20	4/19	vs. CIN	W	9-5	Dominguez/Greene/Bautista	9-11	4 th	-3.5	28,534
21	4/20	vs. CIN	L	24-2	Rogers/Morton/Wynne	9-12	4 th	-4.5	19,053
22	4/21	OFF DAY				9-12	4 th	-4.0	
22	4/22	at WSH	L	7-0	Parker/Kremer	9-13	4 th	-4.0	29,504
23	4/23	at WSH	L	4-3	López/Soto/Finnegan	9-14	5 th	-5.0	22,246
24	4/24	at WSH	W	2-1	Povich/Gore/Bautista	10-14	5 th	-4.5	23,058
25	4/25	at DET	**POSTPONED**	Rescheduled for 4/26 (DH)		10-14	5 th	-4.0	
25	4/26-1	at DET	L	4-3	Mize/Young/Vest	10-15			28,509
26	4/26-2	at DET	L	6-2	Hurter/Morton	10-16	5 th	-5.0	21,422
27	4/27	at DET	L	7-0	Skubal/Kremer	10-17	5 th	-6.5	28,613
28	4/28	vs. NYY	W	4-3	Sugano/Warren/Bautista	11-17	5 th	-5.5	22,775
29	4/29	vs. NYY	L	15-3	Rodón/Gibson	11-18	5 th	-6.5	22,164
30	4/30	vs. NYY	W	5-4	Baker/Carrasco/Bautista	12-18	5 th	-5.5	22,381
APRIL TOTALS: 9-16				TEAM ERA: 5.64		TEAM AVG: .206			
31	5/1	OFF DAY				12-18	5 th	-5.5	
31	5/2	vs. KC	W	3-0	Kremer/Wacha/Bautista	13-18	5 th	-5.5	26,364
32	5/3	vs. KC	L	4-0	Bubic/Sugano	13-19	5 th	-5.5	19,348
33	5/4	vs. KC	L	11-6	Zerpa/Cano	13-20	5 th	-5.5	31,956
34	5/5	OFF DAY				13-20	5 th	-5.0	
34	5/6	at MIN	L	9-1	López/Povich	13-21	5 th	-6.0	19,779
35	5/7	at MIN	L	5-2	Coulombe/Morton/Duran	13-22	5 th	-7.0	16,417
36	5/8	at MIN	L	5-2	Jax/Cano/Duran	13-23	5 th	-7.5	17,410
37	5/9	at LAA	W	4-1	Sugano/Hendricks/Bautista	14-23	5 th	-7.5	30,778
38	5/10	at LAA	L	5-2	Kochanowicz/Gibson	14-24	5 th	-7.5	27,975
39	5/11	at LAA	W	7-3	Eflin/Ty. Anderson	15-24	5 th	-8.0	29,460
40	5/12	OFF DAY				15-24	5 th	-8.0	
40	5/13	vs. MIN	**POSTPONED**	Rescheduled for 5/14 (DH)		15-24	5 th	-7.5	
41	5/14-1	vs. MIN	L	6-3	Stewart/Kremer/Duran	15-25	5 th	-8.5	
42	5/15-2	vs. MIN	L	8-6	Funderburk/Cano/Sands	15-26	5 th	-9.0	10,169
43	5/16	vs. MIN	L	4-0	Paddack/Sugano	15-27	5 th	-9.5	30,926
43	5/16	vs. WSH	L	4-3	López/Bautista/Finnegan	15-28	5 th	-10.5	21,171
44	5/17	vs. WSH	L	10-6	Irvin/Gibson	15-29	5 th	-10.5	28,208
45	5/18	vs. WSH	L	10-4	Soroka/Eflin	15-30	5 th	-11.5	37,264
46	5/19	at MIL	L	5-4	Uribe/Cano/Megill	15-31	5 th	-12.0	22,319
47	5/20	at MIL	L	5-2	Henderson/McDermott/Uribe	15-32	5 th	-13.0	22,778
48	5/21	at MIL	W	8-4 (11)	Baker/Alexander	16-32	5 th	-13.0	30,554
49	5/22	at BOS	**POSTPONED**	Rescheduled for 5/23 (DH)		16-32	5 th	-13.5	
49	5/23-1	at BOS	L	19-5	Whitlock/Dominguez	16-33	5 th	-14.0	31,150
50	5/23-2	at BOS	**POSTPONED**	Rescheduled for 5/24 (DH)		16-33	5 th	-13.5	
50	5/24-1	at BOS	L	6-5 (10)	Weissert/Soto	16-34	5 th	-14.5	30,958
51	5/24-2	at BOS	W	2-1	Kittredge/Bernardino/Dominguez	17-34	5 th	-14.0	34,604
52	5/25	at BOS	W	5-1	Kremer/Buehr	18-34	5 th	-14.0	36,824
53	5/26	vs. STL	W	5-2	Morton/Fedde/Bautista	19-34	5 th	-14.0	21,717
54	5/27	vs. STL	L	7-4	Matz/Baker/Helsley	19-35	5 th	-15.0	13,779
55	5/28	vs. STL	L	6-4	King/Povich/Helsley	19-36	5 th	-16.0	14,491
56	5/29	OFF DAY				19-36	5 th	-16.0	
56	5/30	vs. CWS	W	2-1	Eflin/Burke/Bautista	20-36	5 th	-15.0	22,108
57	5/31	vs. CWS	W	4-2	Kremer/Martin/Bautista	21-36	5 th	-14.0	23,470
MAY TOTALS: 9-18				TEAM ERA: 5.21		TEAM AVG: .250			
58	6/1	vs. CWS	W	3-2	Morton/Houser/Baker	22-36	5 th	-14.0	33,037
59	6/2	OFF DAY				22-36	5 th	-14.0	
59	6/3	at SEA	W	5-1	Sugano/Kirby	23-36	5 th	-14.0	21,089
60	6/4	at SEA	W	3-2	Cano/Vargas/Bautista	24-36	5 th	-13.0	19,231
61	6/5	at SEA	W	4-3	Eflin/Woo/Baker	25-36	5 th	-13.0	27,887
62	6/6	at ATH	L	5-4	Sears/Kremer/Miller	25-37	5 th	-14.0	8,424
63	6/7	at ATH	W	7-4	Akin/Severino/Bautista	26-37	5 th	-13.0	9,185
64	6/8	at ATH	L	5-1	Newcomb/Sugano	26-38	5 th	-13.0	8,836
65	6/9	OFF DAY				26-38	5 th	-13.0	
65	6/10	vs. DET	L	5-3	Lee/Povich/Vest	26-39	5 th	-14.0	20,291
66	6/11	vs. DET	W	10-1	Eflin/Mize	27-39	5 th	-14.0	18,630
67	6/12	vs. DET	L	4-1	Skubal/Kremer/Vest	27-40	5 th	-15.0	18,800
68	6/13	vs. LAA	W	2-0	Morton/Kochanowicz/Bautista	28-40	5 th	-14.0	20,204
69	6/14	vs. LAA	W	6-5	Akin/Anderson/Bautista	29-40	5 th	-13.0	26,313
70	6/15	vs. LAA	W	11-2	Povich/Kikuchi	30-40	5 th	-12.0	33,370
71	6/16	at TB	L	7-1	Pepiot/Eflin	30-41	5 th	-12.0	10,046
72	6/17	at TB	W	5-1	Kremer/Littell	31-41	5 th	-11.0	10,046
73	6/18	at TB	L	12-8	Montgomery/Kittredge	31-42	5 th	-11.0	10,046
74	6/19	at TB	W	4-1	Morton/Rasmussen/Bautista	32-42	5 th	-11.0	10,046
75	6/20	at NYY	W	5-3	Blewett/Weaver/Bautista	33-42	5 th	-10.0	47,034
76	6/21	at NYY	L	9-0	Schmidt/Eflin	33-43	5 th	-11.0	46,142
77	6/22	at NYY	L	4-2	Cruz/Baker/Williams	33-44	5 th	-12.0	45,571
78	6/23	vs. TEX	W	6-0	Rogers/Corbin	34-44	5 th	-11.0	13,929
79	6/24	vs. TEX	L	6-5 (10)	Jackson/Dominguez/Garcia	34-45	5 th	-11.0	16,909
80	6/25	vs. TEX	L	7-0	deGrom/Young	34-46	5 th	-12.0	22,828
81	6/26	OFF DAY				34-46	5 th	-12.0	
81	6/27	vs. TB	W	22-8	Sugano/Orze	35-46	5 th	-12.0	20,047
82	6/28	vs. TB	L	11-3	Littell/Eflin	35-47	5 th	-12.0	30,491
83	6/29	vs. TB	W	5-1	Kremer/Bradley	36-47	5 th	-12.0	19,226
84	6/30	at TEX	W	10-6 (10)	Akin/Milner	37-47	5 th	-11.0	27,420
JUNE TOTALS: 16-11				TEAM ERA: 4.05		TEAM AVG: .253			
85	7/1	at TEX	L	10-2	deGrom/Young/Latz	37-48	5 th	-11.0	30,933
86	7/2	at TEX	L	6-0	Eovaldi/Sugano/Dunning	37-49	5 th	-11.0	27,636
87	7/3	OFF DAY				37-49	5 th	-11.5	
87	7/4	at ATL	W	3-2	Morton/Strider/Bautista	38-49	5 th	-11.5	40,249
88	7/5	at ATL	W	9-6 (10)	Bautista/Montero/Cano	39-49	5 th	-11.5	37,170
89	7/6	at ATL	W	2-1	Rogers/Holmes/Dominguez	40-49	5 th	-11.5	34,012
90	7/7	OFF DAY				40-49	5 th	-12.0	
90	7/8	vs. NYM	L	7-6 (10)	Díaz/Cano/Brazobán	40-50	5 th	-13.0	35,200
91	7/9	vs. NYM	**POSTPONED**	Rescheduled for 7/10 (DH)		40-50	5 th	-12.5	
91	7/10-1	vs. NYM	W	3-1	Wolfram/Stanek/Bautista	41-50	5 th	-12.0	25,262
92	7/10-2	vs. NYM	W	7-3	Sugano/Hagenman	42-50	5 th	-11.5	17,961
93	7/11	vs. MIA	W	5-2	Kremer/Cabrera	43-50	5 th	-11.5	22,213
94	7/12	vs. MIA	L	6-0	Junk/Rogers	43-51	5 th	-11.5	34,332
95	7/13	vs. MIA	L	11-1	Pérez/Young	43-52	5 th	-11.5	17,759

7/14	Home Run Derby (Truist Park - Atlanta, GA)									
7/15	MLB All-Star Game (Truist Park - Atlanta, GA)									
7/16-17 All-Star Break										
96	7/18	at TB	L	11-1	Bradley/Morton	43-53	5 th	-12.5	10,046	
97	7/19	at TB	L	4-3	Uceta/Domínguez/Fairbanks	43-54	5 th	-13.5	10,046	
98	7/20	at TB	W	5-3	Rogers/Pepiot/Bautista	44-54	5 th	-13.5	9,195	
99	7/21	at CLE	L	10-5	Bibee/Selby	44-55	5 th	-14.5	21,748	
100	7/22	at CLE	L	6-3	Cantillo/Young/Clase	44-56	5 th	-14.5	22,714	
101	7/23	at CLE	L	3-2	Gaddis/Selby/Clase	44-57	5 th	-15.5	30,476	
102	7/24	at CLE	W	4-3	Morton/Allen/Soto	45-57	5 th	-15.5	26,223	
103	7/25	vs. COL	L	6-5	Bird/Kittredge/Halvorsen	45-58	5 th	-16.5	25,090	
104	7/26	vs. COL	W	18-0	Rogers/Senzatela	46-58	5 th	-16.5	20,188	
105	7/27	vs. COL	W	5-1	Sugano/Gomber	47-58	5 th	-15.5	16,407	
106	7/28	vs. TOR	W	11-4	Martin/Bassitt	48-58	5 th	-14.5	20,176	
107	7/29-1	vs. TOR	W	16-4	Morton/Lucas	49-58	5 th	-13.5	16,194	
108	7/29-2	vs. TOR	W	3-2	Kittredge/Hoffman/Martin	50-58	5 th	-12.5	14,929	
109	7/30	vs. TOR	L	9-8	Fluharty/Cano/Hoffman	50-59	5 th	-13.5	17,049	
JULY TOTALS: 13-12				TEAM ERA: 4.79			TEAM AVG: .257			
110	8/1	at CHC	L	1-0	Horton/Rogers/Palencia	50-60	5 th	-13.5	40,520	
111	8/2	at CHC	W	4-3	Wolfram/Thielbar/Akin	51-60	5 th	-13.5	40,781	
112	8/3	at CHC	L	5-3	Palencia/Akin	51-61	5 th	-13.5	39,430	
113	8/4	at PHI	L	13-3	Luzardo/Povich	51-62	5 th	-14.5	41,099	
114	8/5	at PHI	L	5-0	Walker/Kremer	51-63	5 th	-15.5	43,660	
115	8/6	at PHI	W	5-1	Rogers/Suárez	52-63	5 th	-15.5	42,030	
8/7		OFF DAY				52-63	5 th	-15.5		
116	8/8	vs. ATH	W	3-2	Sugano/Ginn/Akin	53-63	5 th	-14.5	20,796	
117	8/9	vs. ATH	L	11-3	Perkins/Young	53-64	5 th	-14.5	30,078	
118	8/10	vs. ATH	L	3-2	Alvarado/Akin	53-65	5 th	-15.5	23,183	
8/11		OFF DAY				53-65	5 th	-15.5		
119	8/12	vs. SEA	L	1-0	Kirby/Kremer/Muñoz	53-66	5 th	-16.5	19,356	
120	8/13	vs. SEA	W	4-3	Akin/Brash	54-66	5 th	-15.5	17,290	
121	8/14	vs. SEA	W	5-3	Sugano/Evans/Enns	55-66	5 th	-15.5	14,083	
122	8/15	at HOU	W	7-0	Young/Valdez	56-66	5 th	-15.5	33,654	
123	8/16	at HOU	L	5-4 (12)	De Los Santos/Akin	56-67	5 th	-16.5	37,641	
124	8/17	at HOU	W	12-0	Kremer/Javier	57-67	5 th	-15.5	36,411	
125	8/18	at BOS	W	6-3	Rogers/May	58-67	5 th	-14.5	36,961	
126	8/19	at BOS	W	4-3 (11)	Cano/Whitlock/Martin	59-67	5 th	-14.0	37,435	
8/20		OFF DAY				59-67	5 th	-14.0		
127	8/21	vs. HOU	L	7-2	Alexander/Young	59-68	5 th	-14.5	18,061	
128	8/22	vs. HOU	L	10-7	Okert/Povich/Abreu	59-69	5 th	-15.5	24,224	
129	8/23	vs. HOU	L	9-8	Blubaugh/Enns/Abreu	59-70	5 th	-16.5	30,159	
130	8/24	vs. HOU	W	3-2	Rogers/Arrighetti/Akin	60-70	5 th	-15.5	19,746	
131	8/25	vs. BOS	L	4-3	Fitts/Sugano/Chapman	60-71	5 th	-16.5	15,740	
132	8/26	vs. BOS	L	5-0	Giolito/Bradish	60-72	5 th	-16.5	14,776	
133	8/27	vs. BOS	L	3-2	Weissert/Akin/Chapman	60-73	5 th	-17.5	16,790	
134	8/28	vs. BOS	L	3-2	Hicks/Garcia/Matz	60-74	5 th	-18.0	15,374	
135	8/29	at SF	L	15-8	Bivens/Kremer	60-75	5 th	-18.0	40,043	
136	8/30	at SF	W	11-1	Rogers/Seymour	61-75	5 th	-17.0	37,711	
137	8/31	at SF	L	13-2	Verlander/Sugano/Bivens	61-76	5 th	-18.0	39,220	
AUGUST TOTALS: 11-17				TEAM ERA: 4.13			TEAM AVG: .228			
138	9/1	at SD	W	4-3	Enns/Adam/Akin	62-76	5 th	-17.0	45,586	
139	9/2	at SD	W	6-2	Wells/Darvish	63-76	5 th	-17.0	42,536	
140	9/3	at SD	W	7-5	Povich/Cortes/Cano	64-76	5 th	-17.0	35,019	
9/4		OFF DAY				64-76	5 th	-17.0		
141	9/5	vs. LAD	W	2-1	Cano/Scott	65-76	5 th	-17.0	25,481	
142	9/6	vs. LAD	W	4-3	Suárez/Treinen	66-76	5 th	-16.0	42,612*	
143	9/7	vs. LAD	L	5-2	Kershaw/Sugano/Dreyer	66-77	5 th	-16.0	27,874	
9/8		OFF DAY				66-77	5 th	-16.0		
144	9/9	vs. PIT	W	3-2 (11)	Enns/Moreta	67-77	5 th	-16.0	15,488	
145	9/10	vs. PIT	W	2-1 (10)	Suárez/Nicolas	68-77	5 th	-15.0	18,210	
146	9/11	vs. PIT	W	3-2	Wolfram/Holderman/Akin	69-77	5 th	-15.0	13,957	
147	9/12	at TOR	L	6-1	Fisher/Enns	69-78	5 th	-16.0	34,376	
148	9/13	at TOR	L	5-4	Fisher/Cano	69-79	5 th	-17.0	42,461	
149	9/14	at TOR	L	11-2	Bieber/Wolfram	69-80	5 th	-18.0	42,032	
150	9/15	at CWS	W	4-1	Bradish/Wilson/Enns	70-80	5 th	-18.0	11,020	
151	9/16	at CWS	W	8-7	Kremer/Smith/Akin	71-80	5 th	-18.0	12,428	
152	9/17	at CWS	W	3-1	Wells/Pérez/Akin	72-80	5 th	-17.0	10,919	
153	9/18	vs. NYY	L	7-0	Fried/Povich	72-81	5 th	-17.0	25,253	
154	9/19	vs. NYY	W	4-2	Rogers/Warren/Akin	73-81	5 th	-16.0	26,269	
155	9/20	vs. NYY	L	6-1	Rodón/Sugano	73-82	5 th	-16.0	37,675	
156	9/21	vs. NYY	L	7-1	Bednar/Strowd	73-83	5 th	-17.0	31,974	
9/22		OFF DAY				73-83	5 th	-17.0		
157	9/23	vs. TB	6:35 PM	MASN2						
158	9/24	vs. TB	6:35 PM	MASN2 FS1*						
159	9/25	vs. TB	1:05 PM	MASN						
160	9/26	at NYY	7:05 PM	MASN						
161	9/27	at NYY	1:05 PM	MASN						
162	9/28	at NYY	3:05 PM	MASN						
SEPTEMBER TOTALS: 12-7				TEAM ERA: 3.70			TEAM AVG: .204			
*Indicates home sellout										
^Indicates out-of-market broadcast										
Pitchers in CAPS indicates complete game										
All times listed are Eastern										
MASN and MASN2 games can also be streamed locally via MASN+										
All games broadcast on the Orioles Radio Network and 98 Rock 97.9 FM/HD2 & WBAL NewsRadio 1090 AM/101.5 FM										
<div><div></div><div></div></div> <div><div></div><div></div></div>										
DELAYS & POSTPONEMENTS										
DATE	OPPONENT (Reason)			TIME (Delay)			RESULT			
9/6	vs. LAD (inclement weather)			0:20 (pregame)			W, 4-3			
8/14	vs. SEA (rain)			2:18 (top 6 th)			W, 5-3			
8/13	vs. SEA (inclement weather)			1:40 (pregame)			W, 4-3			
7/27	vs. COL (inclement weather)			0:28 (pregame)			W, 5-1			
7/20	at TB (rain)			2:36 (top 7 th)			W, 5-3			
7/13	vs. MIA (inclement weather)			1:38 (pregame)			L, 11-1			
7/9	vs. NYM (inclement weather)			Postponed			Rescheduled for a DH on 7/10			
7/8	vs. NYM (inclement weather)			0:46 (pregame)						
6/19	at TB (inclement weather)			0:10 (pregame)			W, 4-1			
6/13	vs. LAA (rain)			2:16 (pregame, bottom 5 th)			W, 2-0			
5/28	vs. STL (rain)			0:31 (pregame)			L, 6-4			
5/24 (G1)	at BOS (rain)			0:26 (pregame)			L, 6-5			
5/23 (G2)	at BOS (rain)			Postponed			Rescheduled for a DH on 5/24			
5/22	at BOS (rain)			Postponed						
5/16	vs. WSH (inclement weather)			0:12 (pregame)			L, 4-3			
5/13	vs. MIN (inclement weather)			Postponed			Rescheduled for a DH on 5/14			
5/3	vs. KC (rain)			0:57 (top 2 nd)						
4/25	at DET (inclement weather)			Postponed			Rescheduled for a DH on 4/26			
4/11	vs. TOR (rain)			Postponed						
TOTAL TIME OF DELAYS: 14:18										
COLDEST GAME TIME TEMPERATURE: 45 degrees, April 5 at Kansas City (W, 8-1)										
WARMEST GAME TIME TEMPERATURE: 100 degrees, 2x, last: June 24 vs. Texas (L, 6-5 [10])										