

BALTIMORE ORIOLES (27-40) vs. LOS ANGELES ANGELS (33-34)

RHP Charlie Morton (2-7, 6.59) vs. RHP Jack Kochanowicz (3-7, 5.61)

Friday, June 13, 2025 • 7:08 p.m. ET • Oriole Park at Camden Yards • Baltimore, MD

TV: Apple TV+ • Radio: 98 Rock 97.9 FM/HD2 & WBAL NewsRadio 1090 AM/101.5 FM

Game No. 68

Home Game No. 33

O's AT A GLANCE	
Overall	27-40
Home	13-19
Road	14-21
Day	14-18
Night	13-22
Current Streak	1 L
Last 5 Games	2-3
Last 10 Games	6-4
March	3-2
April	9-16
May	9-18
June	6-4
July	-
August	-
September	-
vs. LHSP	4-15
vs. RHSP	23-25
Series Opener	10-12
Series Opener at Home	6-5
Series Opener on Road	4-7
By Series	5-14-3
By Home Series	3-7-1
By Road Series	2-7-2
Rubber Games	3-8
Sweeps/Were Swept	2-4
Scored First	22-13
Opponent Scored First	5-27
1-run games	9-8
Comeback Wins	11-19
Last AB Wins	1-6
Walkoff Wins	0-1
Extra Innings	1-2
Led After 6	23-4
Led After 7	25-3
Led After 8	27-0
Tied After 6	2-3
Tied After 7	1-4
Tied After 8	0-3
Behind After 6	2-33
Behind After 7	1-33
Behind After 8	0-37
vs. AL Teams	22-27
vs. AL East	8-8
vs. AL Central	8-16
vs. AL West	6-3
vs. NL Teams	5-13
vs. NL East	1-5
vs. NL Central	3-6
vs. NL West	1-2
Hit 0 HR	6-20
Hit 1+ HR	21-20
Hit 2+ HR	12-8
Scored 3 or Fewer Runs	6-28
Scored 4 or More Runs	21-12
Allowed 3 or Fewer Runs	20-2
Allowed 4 or More Runs	7-38
More Hits than Opponent	17-8
Fewer Hits than Opponent	9-29
Committed No Errors	19-21
Committed 1 or More Errors	8-19
Starter Goes at least 5 inn	22-20
Starter Goes at least 6 inn	15-7
Starter Goes at least 7 inn	5-2

BIRDLAND BITES: The Orioles continue a six-game homestand tonight with the first of three games against the Angels after dropping two of three to Detroit...The O's have won 11 of their last 18 games since May 24 after going 1-9 in their previous 10 games...Baltimore's remaining opponents own a .514 winning percentage, fourth highest in the majors behind Chicago-AL (.522), Cincinnati (.518), and the Athletics (.516).

⚾ The Birds were held to four or fewer hits for the 14th time this season (last: 6/4 at SEA, 4 H)...Baltimore's 14 games with four or fewer hits are second most in MLB this season trailing only Texas (16 G).

⚾ **Dean Kremer** allowed four runs on five hits (2 HR) and two walks with eight strikeouts across a season-high-tying 7.0 innings pitched (3x, last: 5/8 at MIN)...Generated a season-high 17 whiffs, surpassing his previous best of 13 on May 25 at Boston...Threw a season-high 105 pitches, 69 strikes...Became the first O's reliever to throw at least 7.0 innings since **Aaron Brooks** did so on September 20, 2019 vs. Seattle and the first Orioles pitcher to throw 105 pitches out of the bullpen since **Jason Johnson** on August 29, 2000 vs. Detroit (111 P).

⚾ **Dylan Carlson** launched his fourth home run of the season to put the Orioles on the board in the eighth inning, a solo shot to right field...Tallied his first three-hit game since September 29, 2024 at Boston with Tampa Bay and reached base at least three times for the second time this season (also 6/6 at ATH).

⚾ **Coby Mayo** drew a two-out walk in the second inning, snapping Tarik Skubal's 26.1 innings streak without a walk...His groundout in the fifth inning had a 109.7 mph exit velocity, the hardest-hit ball of his career...Eight of the 10 hardest-hit balls in his career have come since being recalled from Triple-A Norfolk on May 31.

⚾ The Orioles have drawn at least one walk in 145 straight games since July 2, 2024, the longest active stretch in the majors ahead of the Diamondbacks (57 G) and Yankees (34 G)...It's the second-longest such streak in franchise history behind a 155-game stretch from June 23, 1955-June 24 (G1), 1956...The last MLB team with a longer streak was the Athletics, who had a 146-game run from August 9, 2019-May 14, 2021.

MAKING THE CASE FOR ATL: Next month, Atlanta will play host to Major League Baseball's 95th annual All-Star Game...Fans can vote up to five times every day on MLB.com via this [link](#)... The first phase of voting ends on Thursday, June 26 at 12 p.m. ET, while the final week of voting begins on Monday, June 30.

⚾ **Ryan O'Hearn** ranks among all AL designated hitters on the All-Star ballot in batting average (1st, .307), on-base percentage (3rd, .389), OPS (3rd, .871), walks (T-3rd, 24), slugging percentage (4th, .482), and multi-hit games (4th, 17).

⚾ **Jackson Holliday** ranks among AL second basemen in OPS (2nd, .746), extra-base hits (2nd, 20), slugging percentage (2nd, .430), batting average (3rd, .265), and total bases (3rd, 99).

⚾ **Ramón Laureano** owns a .509 slugging percentage, the third highest among all AL outfielders with at least 125 plate appearances, while his .834 OPS ranks as the fifth best.

PITCHING IN: Oriole relievers have posted a 2.07 ERA (15 ER/65.1 IP) over the last 18 games since May 24, the third-lowest mark among all MLB bullpens during that period...In that time, they have accrued 11.43 strikeouts per nine innings pitched, good for second best in MLB, while posting their 2.62 walks per nine innings rank sixth...The Birds received a 5.62 ERA (116 ER/185.2 IP) from relievers through May 23, fourth highest in MLB ahead of the Angels (6.57 ERA), Nationals (6.27 ERA), and Athletics (6.06 ERA).

⚾ Baltimore's bullpen owns a 21.9 percent inherited scored rate (16 IR/105 IR), the second-best mark in the majors behind Los Angeles-NL (21.1%)...**Seranthony Domínguez's** 6.3 percent rate (1 IRS/16 IR) leads MLB, while **Keegan Akin's** 7.1 percent clip (1 IRS/14 IR) is tied for second lowest...Both percentages would set the single season franchise record (since 1954), currently held by **Mark Thurmond** (10.5%, 1988).

⚾ As a club, the 21.9 percent inherited scored rate would be the lowest in franchise history, a record currently held by the 1994 Orioles (23.7%).

THAT'S MORE LIKE IT: In 20 games since May 21, **Gunnar Henderson** is slashing .320/.407/.413 (24-for-75) with four doubles, one homer, six RBI, and 10 walks...He has hit safely in six straight against the Angels since April 22, 2024, and reached base safely in nine straight since March 28, 2024...In 16 career games against the Halos, he is slashing .359/.417/.844 (23-for-64) with five doubles, four triples, six homers, 15 runs scored, and 16 RBI.

⚾ His .359 average, .844 slugging percentage, and 1.260 OPS against the Angels are his highest versus any single opponent in his career.

NIP AND TUCK: Since May 24, Baltimore has played 14 games decided by three runs or fewer (8-6, .571), the second most such games in the AL behind Los Angeles (15 G) and tied for fifth most in MLB during that stretch...The O's played in 23 such games to open the season, tied with the Cubs for the fewest in the majors, going 7-16 (.304) in those contests...The Birds' 37 games overall are the third fewest in MLB ahead of the Cubs (33 G) and Brewers (36 G).

DUCKS ON THE POND: The O's are batting .180 (44-for-245) with runners in scoring position and two outs, the second-lowest mark in the majors ahead of the Pirates (.168, 40-for-238)...The .180 clip is the lowest figure by a Baltimore club in franchise history (since 1954), with the next closest teams being the 2018 (.199) and 1988 (.204) Orioles.

AGAINST THE HALOS: The Birds are 17-6 (.739) against the Angels since 2022, including an 8-3 mark at Oriole Park at Camden Yards, the best winning percentage by any club against the Angels during that stretch (min. 10 G) ahead of the Blue Jays (16-7, .696) and Astros (33-15, .688)...The Birds took two of three from the Angels earlier this season from May 9-11 in Anaheim.

⚾ The 17-year age gap between today's starting pitchers, Charlie Morton (41) and Jack Kochanowicz (24), is the largest in any game this year.

O's vs. ANGELS	
Current Streak	W1
2025 Record	2-1
at Oriole Park at Camden Yards	--
at Angel Stadium	2-1
All-Time (since 1961)	381-320
at Home	202-143
on Road	179-177
2025 Schedule	
Date	Score Win/Loss/Save
5/9	W, 4-1 Sugano/Hendricks/Bautista
5/10	L, 5-2 Kochanowicz/Gibson
5/11	W, 7-3 Eflin/Anderson
6/13	7:08 p.m. ET
6/14	4:05 p.m. ET
6/15	1:35 p.m. ET
Indicates Home	

O's AT HOME	
Record	13-19
Team AVG/OBP/SLG	.246/.306/.426
Fielding Errors	17
Team ERA	5.45 (175 ER/289.0 IP)
Starters ERA	5.92 (103 ER/156.2 IP)
Bullpen ERA	4.90 (72 ER/132.1 IP)
Saves/Opps	9/13
Best Homestand	.667 (4-2), 5/26-6/1
Worst Homestand	.000, 5/13-18 (0-6)

RUN AND GUNNAR	
Highest Career OPS vs. Angels, MLB History (Min. 70 PA)	
1. Todd Zeile	1.356
2. Gunnar Henderson	1.260
3. Brent Rooker	1.165
4. Isaac Paredes.....	1.134
5. Bubba Trammell	1.129

'PEN PALS	
Lowest Bullpen ERA, Since May 24	
1. Chicago Cubs	0.56
2. Texas Rangers	1.79
3. Baltimore Orioles	2.07
4. San Francisco Giants.....	2.21
5. San Diego Padres.....	2.25

UPCOMING MILESTONES	
Colton Cowser	4 R shy of 100
Jackson Holliday	3 H shy of 100
Dean Kremer	3 K shy of 500
Charlie Morton	1 G shy of 400
Ramón Urías	8 RBI shy of 200

THIS DATE IN O'S HISTORY	
June 13, 1972 - Mike Cuellar goes the distance and hits a two-run homer as the Orioles beat the A's, 5-1, in Oakland. It marks the Orioles sixth straight complete game by a starting pitcher and moves them into a first-place tie with Detroit.	
June 13, 1999 - Cal Ripken, Jr. sets club records, going 6-for-6 and scoring five runs, as the Orioles pound Atlanta, 22-1, at Turner Field. Ripken, Jr. has a double and two home runs and drives in six runs. Will Clark's four hits and five RBI are overlooked in the O's 25-hit attack as Ripken, Jr. becomes the only Oriole to get six hits or score five runs in a game.	

UPCOMING SCHEDULE					
DATE	OPPONENT	TIME	ORIOLES STARTER	OPPONENT STARTER	TV
June 14	LOS ANGELES-AL	4:05 p.m.	RHP Tomoyuki Sugano (5-4, 3.23)	LHP Tyler Anderson (2-3, 3.99)	MASN
June 15	LOS ANGELES-AL	1:35 p.m.	LHP Cade Povich (1-5, 5.46)	LHP Yusei Kikuchi (2-5, 2.92)	MASN
MASN and MASN2 games can also be streamed locally via MASN+ ...All games broadcast on the Orioles Radio Network and 98 Rock 97.9 FM/HD2 & WBAL NewsRadio 1090 AM/101.5 FM					

#50CHARLIE MORTONRHP



2-7, 6.59 ERA

HT: 6-5WT: 215
DOB: 11/12/83Age: 41
Bats: RThrows: R

PITCH TYPE (2025)	USAGE	AVG. VELOCITY
Curveball	36.9%	81.4 mph
Fastball	31.1%	94.0 mph
Sinker	13.1%	93.8 mph
Changeup	10.0%	87.5 mph
Cutter	8.9%	88.4 mph

QUICK HITS: Morton is set to make his 16th appearance (10 GS) of the season and the 14th career game (13th GS) against the Angels...Made one of his six relief appearances this season against the Angels after having one career regular season outing and one Postseason game in relief in his career entering 2025...Is one of eight pitchers in the AL with at least seven losses this year...At 41 years, 142 days old in his home debut, became the oldest Orioles pitcher to record 10 strikeouts in a game in franchise history (since 1954), per [@SlangsOnSports](#)...Signed a one-year contract with the Orioles on January 3, 2025...Made 30 starts with the Braves in 2024, going 8-10 with a 4.19 ERA (77 ER/165.1 IP) on 154 hits (23 HR), 85 total runs, 65 walks, and 18 hit batters with 167 strikeouts...Was on Atlanta's NLWC roster, but did not appear in a game...Closed out Houston's World Series Championship with 4.0 scoreless relief innings in Game 7 on November 1, 2017 at Los Angeles-NL.

LAST TIME OUT: Morton did not factor in the decision on June 7 at Athletics after allowing four runs on six hits, four walks, and one hit batter with five strikeouts in 2.1 innings...Surrendered all four runs in the first inning...Left with two runners on, who were stranded...Was tied for his shortest start of the season (also 4/20 vs. CIN)...Sutter Health Park marked the 35th different venue Morton has started in, tying him with MIL's Jose Quintana for the most among active pitchers...Threw 76 pitches, 42 strikes...Had surrendered three runs (2 ER) in his previous two starts (12.2 IP) with a pair of quality outings.

- 👉 Threw curveballs on 33 of his 76 pitches (43.4%), his highest usage of the pitch this season...He also threw the curve 42.0 percent (42-of-100) in his start on June 1 vs. Chicago-AL...Morton has used the pitch 42.4 percent (111-of-262) in his last three starts combined starts after entering his May 26th start having used the curveball 35.1 percent of the time.
- 👉 Morton had limited opponents to a .173 (9-for-52) clip on his four-seam fastball entering the start, but the A's went 3-for-5 with a double on the pitch.

CALLING ALL ANGELS: Morton is making his 14th appearance (13 GS) against the Angels...He's posted a 3.60 ERA (26 ER/65.0 IP) while going 5-2 against the club in his career...Has pitched more than 6.0 innings in one career start against Los Angeles-AL (9/23/17, 7.0 IP) and has surrendered at least one run in 11 of his 12 prior starts.

WALK THIS WAY: He has issued at least one walk in 22 straight starts since July 20, 2024 (G1)...The 22-game streak is the longest stretch for Morton since a career-high 58-gamer from June 28, 2022-June 2, 2024 (148 total BB)...Among pitchers with at least 50.0 innings, he has the highest walks per nine innings (4.98), third-highest WHIP (1.70), and fifth-highest walk rate (11.7%) in the majors this season...He had issued seven free passes in seven games entering his last start before walking four...Morton walked 21 batters in his first seven appearances of the year through April 29.

BEHIND THE CURVE: Opponents are batting .258 (23-for-89) with a .449 slugging percentage with three doubles, one triple, and four home runs off Morton's curveball this season...In his last 10 appearances (4 GS) since April 26, opposing teams are hitting .203 (13-for-64) with a .313 slugging percentage...Of his 57 strikeouts this season, 27 have come via the curveball (47.4%).

👉 In 2024, Morton limited opponents to a .200 (55-for-275) average on the offering while producing a 34.2 percent whiff rate...Of his 167 strikeouts last season, 102 came on the curveball (61.1%).

LIKE FINE WINE: In his Orioles debut, at 41 years, 136 days old, Morton became the oldest pitcher in franchise history to start a game for the Orioles, surpassing Orlando Peña (39y, 177d) on May 13, 1973 (G1) at New York-AL...The oldest pitcher to ever appear in a game in club history is Jesse Orosco (42y, 160d) on September 28, 1999 at New York-AL.

2025 & CAREER SPLITS

2025						CAREER					
	W-L	ERA	G/S	IP	ER	W-L	ERA	G/S	IP	ER	
Home	2-3	5.80	9/5	35.2	23	78-60	3.54	204/1199	1142.2	450	
Road	0-4	7.97	6/4	20.1	18	62-70	4.67	194/192	1039.0	539	
Day	2-2	5.72	7/4	28.1	18	32-53	4.88	128/124	669.2	363	
Night	0-5	7.48	8/5	27.2	23	108-77	3.73	270/267	1512.0	626	

	AVG	AB	H	HR	BB	K	AVG	AB	H	HR	BB	K
vs. Left	.263	114	30	5	22	34	.254	3906	993	116	467	1125
vs. Right	.309	110	34	5	9	23	.245	4326	1062	97	351	979
TOTALS	.286	224	64	10	31	57	.250	8232	2055	213	818	2104

RUN SUPPORT
(as starter in '25)

0 Runs	1
1 Run	2
2 Runs	3
3 Runs	2
4 Runs	--
5 Runs	1
6 Runs	--
7 Runs	--
8 Runs	--
9 Runs	--
10+ Runs.....	--
Total	19
RSA/9	4.31

RUNS ALLOWED BY
INNING ('25)

1 st	7
2 nd	4
3 rd	14
4 th	5
5 th	8
6 th	2
7 th	1
8 th	2
9 th	--
Total	43

MISCELLANEOUS
2025 STATS

WHIP	1.70
K/9	9.16
BB/9	4.98
QS2
#P/IP	18.5
Opponents	
AVG286
OBP376
SLG478
OPS854

2025 HIGHS

Innings: 6.2, 6/1 vs. CWS
Hits: 7, 3x, last: 4/20 vs. CIN
Runs: 7, 4/20 vs. CIN
Earned Runs: 7, 4/20 vs. CIN
Strikeouts: 10, 4/3 vs. BOS
Walks: 5, 4/8 at AZ
Home Runs: 2, 4/3 vs. BOS
Winning Streak: 2, 5/26-pres.
Losing Streak: 7, 3/28-5/26
Shortest Start: 2.1 IP, 2x, last: 6/7 at ATH
Pitches Thrown: 100, 6/1 vs. CWS
Low-Hit CG: --

CAREER HIGHS

Innings: 9.0, 3x, last: 5/18/11 at CIN
Hits: 12, 5/27/24 vs. WSH
Runs: 10, 8/14/09 at CHC
Earned Runs: 10, 8/14/09 at CHC
Strikeouts: 14, 5/12/18 vs. TEX
Walks: 7, 8/11/23 at NYM
Home Runs: 4, 8/8/24 vs. MIL
Winning Streak: 6, 9/16/14-6/16/15
Losing Streak: 7, 3/28-5/26
Shortest Start: 0.2 IP, 2x, last: 5/7/21 vs. PHI
Pitches Thrown: 119, 9/30/09 at CHC
Low-Hit CG: 4, 9/30/09 at CHC

MORTON vs. LAA

PLAYER	AVG	AB	H	HR	RBI
Adell	.200	5	1	0	0
d'Arnaud	.143	7	1	0	0
Kingery	1.000	2	2	0	0
Moore	.—	—	—	—	—
Neto	.000	7	0	0	0
Newman	.—	—	—	—	—
O'Hoppe	.000	1	0	0	0
Rengifo	.400	10	4	1	2
Schanuel	.000	2	0	0	0
Soler	.158	19	3	1	2
Trout	.200	15	3	1	2
Wade Jr.	.111	9	1	0	0
Ward	.125	8	1	0	0

KOCHANOWICZ vs. BAL

PLAYER	AVG	AB	H	HR	RBI
Carlson	.—	—	—	—	—
Cowser	.—	—	—	—	—
Handley	.—	—	—	—	—
Henderson	.333	3	1	0	0
Holliday	.500	2	1	0	0
Laureano	.333	3	1	1	1
Mayo	.—	—	—	—	—
Mullins	.000	2	0	0	0
O'Hearn	.000	1	0	0	0
Rutschman	.000	3	0	0	0
Urías	.—	—	—	—	—
Vázquez	.—	—	—	—	—
Westburg	.—	—	—	—	—

MORTON'S 2025 GAMES

DATE	OPP	SCORE	WHEN LEFT	DEC	IP	H	R	ER	BB	K	HR	PIT	STR
3/28	at TOR	2-8	2-4	L	3.1	7	4	4	1	3	0	80	48
4/3	vs. BOS	4-8	3-5	L	5.0	6	5	5	2	10	2	98	63
4/8	at AZ	3-4	2-4	L	5.0	4	4	4	5	4	1	87	51
4/15	vs. CLE	3-6	0-4	L	5.0	7	5	5	3	2	1	88	50
4/20	vs. CIN	2-24	1-6	L	2.1	7	7	7	4	2	1	68	36
4/26 (G2)	at DET	2-6	2-3	L	3.2	3	3	3	5	3	1	80	42
4/29	vs. NYY	3-15	2-13	ND	2.1	3	1	0	1	2	0	43	28
5/4	vs. KC	6-11	6-9	ND	1.0	3	2	2	0	0	1	24	15
5/7	at MIN	2-5	2-3	L	4.0	4	3	3	1	2	1	70	41
5/10	at LAA	2-5	1-5	ND	2.0	0	0	0	0	2	0	30	20
5/14 (G2)	vs. MIN	6-8	6-5	ND	3.0	2	1	1	1	4	1	46	32
5/17	vs. WSH	6-10	0-7	ND	4.1	2	1	1	1	6	0	62	43
5/26	vs. STL	5-2	5-2	W	6.0	4	2	2	2	5	1	86	58
6/1	vs. CWS	3-2	3-1	W	6.2	6	1	0	1	7	0	100	66
6/7	at ATH	1-4	4-7	ND	2.1	6	4	4	4	5	0	76	42
TOTALS					1-7	47.0	52	38	37	26	45	1038	635 (61.2%)

*Italics indicate relief appearance

TOMORROW'S STARTER: RHP TOMOYUKI SUGANO (5-4, 3.23)

LAST TIME OUT: Suffered the loss on June 8 at Athletics, allowing a season-high-tying four runs (3 ER) on eight hits and one walk with two strikeouts in 4.1 innings...All four runs scored in the first two innings, including three in the second.

vs. ANGELS: Set to make his second career start against Los Angeles-AL...Fired a career-high 7.1 innings in his first outing against the club on May 9 at Angel Stadium, allowing one run on three hits with five strikeouts...Threw 93 pitches, 65 strikes.



PITCHER	LAST OUTING	DEC.	IP	H	R	ER	BB	K	RETIRED/1 ST BF	IR/SCORED	SV/OPP	INNINGS-HIGH	STRIKEOUTS-HIGH
Akin	6/12 vs. DET	ND	1.0	1	0	0	1	2	21/28	14/1	0/2	2.0 (2x, last: 5/14 [G1] vs. MIN)	3 (2x, last: 4/30 vs. NYY)
Baker	6/11 vs. DET	HLD	1.0	0	0	0	0	1	25/31	15/2	2/4	1.2 (3/30 at TOR)	4 (3/30 at TOR)
Bautista	6/7 at ATH	SV	1.0	0	0	0	1	3	16/22	2/0	12/13	1.0 (21x, last: 6/7 at ATH)	3 (3x, last: 6/7 at ATH)
Blewett	6/10 vs. DET	ND	2.0	2	0	0	0	0	15/16	7/0	--	2.2 (4/18 vs. CIN)	4 (4/18 vs. CIN)
Cano	6/10 vs. DET	ND	1.0	1	0	0	0	3	17/27	9/3	0/2	1.1 (4/13 vs. TOR)	3 (6/10 vs. DET)
Domínguez	6/10 vs. DET	ND	1.1	0	0	0	0	0	18/27	16/1	1/2	1.2 (5/24 [G2] at BOS)	3 (2x, last: 5/28 vs. STL)
Kittredge	6/12 vs. DET	ND	1.0	1	0	0	0	0	6/8	3/1	--	1.0 (7x, last: 6/12 vs. DET)	2 (3x, last: 6/5 at SEA)
Soto	6/11 vs. DET	ND	1.0	0	0	0	0	1	21/28	14/4	--	1.2 (4/4 at KC)	3 (3x, last: 6/4 vs. BOS)
2025 TOTALS	4.70 ERA	8-13	251.0	240	142	131	115	272	164/232	105/23	15/23	7.0 (Kremer, 6/12 vs. DET)	8 (Kremer, 6/12 vs. DET)

45 • KEEGAN AKIN • LHP

1-0 • 2.79 ERA • 31 G (3 GS)

WHIP: 1.31

K/9: 10.24

BB/9: 4.66

vs. ALL: .217 (23-for-106)

vs. LHB: .271 (13-for-48)

vs. RHB: .172 (10-for-58)

⚡ Made his third start of the season (28th career) on 6/12 vs. DET, allowing one hit and one walk with two strikeouts in 1.0 scoreless inning...Struck out multiple batters for the first time since 5/20 at MIL (2 K)

⚡ Has not allowed a run across 3.2 innings in three starts this year (4/26 [G2] at DET, 5/20 at MIL)

⚡ Pitched on three consecutive days for the first time in his career from 6/5-7 (1.2 IP)

⚡ Lefties have gone 6-for-20 (.300) with two doubles and a homer since 5/14...Righties are 3-for-22 (.136) with one double in the same span

⚡ Owns a 30.4 percent strikeout rate (24 K/79 BF) over his last 20 appearances (3 GS) since 4/22...Had a 20.9 percent clip (9 K/43 BF) in his first 11 outings

⚡ His 7.1 percent inherited runner scored rate is tied for second lowest in MLB

⚡ Opponents are 0-for-24 with eight strikeouts against his changeup compared to 16-for-51 (.314) with 13 punchouts off his fastball, his most-utilized offering (51.2%)

⚡ Owns a 30.1 percent ground ball rate, the lowest of his career, and a career-high 69.9 percent air rate, surpassing his previous high set in 2020 (65.7%)

⚡ Has allowed two home runs to left-handed hitters (5/16 vs. WSH - Wood & 4/3 vs. BOS - Casas)...Allowed only two homers to lefties all of last season

43 • BRYAN BAKER • RHP

3-1 • 2 SV • 2.70 ERA • 31 G

WHIP: 0.93

K/9: 11.70

BB/9: 1.80

vs. ALL: .208 (22-for-106)

vs. LHB: .208 (11-for-53)

vs. RHB: .208 (11-for-53)

⚡ Tossed 1.0 perfect inning with one strikeout on 6/11 vs. DET to record his fifth hold of the season...Five of his last six appearances have been scoreless and three of those were perfect outings

⚡ Has converted both save opportunities this season (6/1 vs. CWS & 6/5 at SEA)

⚡ His 39 strikeouts tie for 10th among AL relievers...His 34.8 percent strikeout rate is a career high and ranks in the 95th percentile in MLB

⚡ Holds a career-low 5.4 percent walk rate...Has issued one walk in his last 18 appearances since 5/3 (18.0 IP)

⚡ Has held left-handed hitters to a .158 (6-for-38) clip in his last 19 appearances since 4/30 after lefties went 5-for-15 (.333) in 12 games to open the season

⚡ Owns career highs in chase rate (28.1%), swing rate (50.0%), and whiff rate (30.8%)

⚡ Opponents are hitting .204 (10-for-49) against his fastball this season, down from .286 (12-for-42) a year ago...His 96.7 mph average fastball velocity is the highest of

⚡ K/9: 11.63 BB/9: 6.65

vs. ALL: .169 (13-for-77)

vs. LHB: .171 (6-for-35)

vs. RHB: .167 (7-for-42)

⚡ Converted his 12th save of the year on 6/7 at ATH after tossing a scoreless ninth inning on one walk with a season-high-tying three strikeouts (3x, last: 5/31 vs. CWS) on 6/7 at ATH...Has not allowed a run in four straight appearances after doing so in five of his previous seven outings from 5/11-30

⚡ Allowed two doubles on 5/30 vs. CWS, tying a career high for extra-base hits in an outing (also 9/24/22 vs. HOU & 5/16/22 vs. NYY)...Matched a career high with two doubles surrendered (also 9/24/22 vs. HOU)

⚡ Allowed a run in five of seven appearances from 5/11-30, including a career-high four straight from 5/11-21, after 10 of his first 11 games were scoreless

⚡ Opponents are 3-for-35 (.086) with 20 strikeouts and a 59.0 percent whiff rate against his split-finger

⚡ His 17.2 percent walk rate is the sixth highest in MLB among relievers

⚡ Recorded a save in a career-high six straight appearances from 4/19-5/9

⚡ Owns a career-high 53.1 percent ground ball rate, up 16.7 percent from 2023 (36.4%)

⚡ Made his season debut on 3/29 at TOR, marking his first major league game since 8/25/23 vs. COL (582 days)

⚡ His 60 career saves are the second most by an O’s reliever through his first 142 appearances with the team, behind Gregg Olson (65)

⚡ his career, up from 96.3 mph in 2024

67 • SCOTT BLEWETT • RHP

2-0 • 3.41 ERA • 17 G

WHIP: 1.31

K/9: 8.07

BB/9: 3.41

vs. ALL: .248 (27-for-109)

vs. LHB: .222 (12-for-54)

vs. RHB: .273 (15-for-55)

⚡ Threw 2.0 scoreless innings on two hits on 6/10 vs. DET...Has thrown 3.2 shutout frames in two games since rejoining the Orioles

⚡ Acquired from ATL in exchange for cash considerations on 6/6 after being designated for assignment...Marks his second stint with the Orioles after being claimed off waivers from MIN on 4/14...Was also designated for assignment by the Orioles on 4/19 and Twins on 4/12...Traded to the Braves for cash considerations on 4/20...Was a non-roster invitee to Spring Training with MIN and had his contract selected on 4/7

⚡ Has surrendered one unearned run in four games (8.0 IP) with the O’s...Made his team debut on 4/15 vs. CLE (1.2 IP, 1 H, 0 R, 2 K)

⚡ Is 2-0 with a 3.67 ERA (11 ER/27.0 IP) with 25 hits (5 HR), 11 walks, and one hit batter with 26 strikeouts in 16 games (1 GS) with three MLB teams this season...Also allowed three runs in 2.1 innings with Triple-A St. Paul (MIN)

⚡ Allowed five of 11 earned runs this season on 6/5 vs. AZ (w/ATL)

78 • YENNIER CANO • RHP

1-4 • 4.09 ERA • 27 G

WHIP: 1.23

K/9: 10.23

BB/9: 2.45

vs. ALL: .253 (21-for-83)

vs. LHB: .344 (11-for-32)

vs. RHB: .196 (10-for-51)

⚡ Threw 1.0 scoreless inning on one hit with a season-high three strikeouts on 6/10 vs. DET...Had three total strikeouts in his previous five games (3.0 IP)...Five of his last eight appearances have been perfect after having two such games in his previous 15 outings from 4/12-5/19

⚡ Has not allowed a run in four June games (3.0 IP) after posting a 9.64 ERA (10 ER/9.1 IP) in 12 May appearances...Did not surrender an earned run in his first 12 games (10.2 IP) through 5/2 to begin the season

⚡ Lefties are slashing .423/.464/.692 (11-for-26) with one double and two homers in 23 appearances since 4/12

⚡ Is one of seven AL relievers with at least four losses

⚡ Has limited opponents to .182 (6-for-33) with 10 strikeouts against his sinker and .083 (1-for-12) with three strikeouts off his slider, compared to .448 (13-for-29) with nine strikeouts against his changeup

⚡ Owns a career-best 35.3 percent chase rate, ranked in the top five percent of MLB

⚡ Has recorded a 60.2 percent ground ball rate since 2023, the eighth-highest mark among MLB relievers during that stretch...Owns a 55.9 percent clip in 2025

56 • SERANTHONY DOMÍNGUEZ • RHP

2-1 • 1 SV • 4.21 ERA • 27 G

WHIP: 1.29

K/9: 11.22

BB/9: 5.26

vs. ALL: .200 (18-for-90)

vs. LHB: .289 (11-for-38)

vs. RHB: .135 (7-for-52)

⚡ Stranded an inherited runner in 1.1 perfect innings on 6/10 vs. DET...Marked his second career outing of more than 1.0 IP without a strikeout (also 8/15/18 vs. BOS, 1.1 IP)...Has struck out multiple batters in five out of his last seven outings

⚡ Has pitched 7.2 scoreless innings on two hits and two walks with 12 strikeouts in his last seven games after allowing 12 runs in 11 games from 4/26 (G2)-5/24 (G2)

⚡ His 6.3 inherited runners scored percent this year is the best among qualified relievers...Has allowed one of 16 inherited runners to score

⚡ Has limited the opposition to an .053 (1-for-19) clip with nine strikeouts against his sweeper and .063 (1-for-16) off his split finger...All three home runs allowed have come off his four seamer

⚡ His career-high 14.3 percent walk rate is eighth highest among AL relievers...Has issued two free passes in his last eight games (9.1 IP) since 5/24 (G2)

⚡ Lefties slashed .379/.471/.759 (11-for-29) with two doubles and three homers in his first 20 appearances (18.0 IP) through 5/24...Left-handers are 0-for-9 since

⚡ Holding right-handed batters to .135/.250/.154 (7-for-52) with one double...The .404 OPS against righties ranks sixth in the AL (min. 50 BF)

⚡ Allowed three runs on 4/26 (G2) at DET, snapping a streak of 10 consecutive appearances without allowing a run dating back to 9/29/24

⚡ Surrendered a hit on 4/19 vs. CIN, snapping a career-high-tying streak of seven consecutive hitless outings from 3/29-4/17

39 • ANDREW KITTREDGE • RHP

1-0 • 1.17 ERA • 8 G

WHIP: 1.30

K/9: 10.57

BB/9: 3.52

vs. ALL: .233 (7-for-30)

vs. LHB: .313 (5-for-16)

vs. RHB: .143 (2-for-14)

⚡ Spun 1.0 inning on 6/12 vs. DET, allowing one hit...Snapped a streak of three straight perfect outings (2.2 IP) after allowing nine baserunners (6 H, 3 BB) across his previous three appearances (3.0 IP)

⚡ Righties went 2-for-3 in his appearance on 5/28 after he limited right-handed hitters to a .093 (4-for-43) clip with 14 strikeouts and one extra-base hit (2B) in his previous 22 appearances dating to 8/22/24

⚡ Reinstated from the 15-day Injured List on 5/21...Opened the season on the IL after undergoing left knee debridement on 4/7

⚡ His 2.36 ERA (46 ER/175.1 IP) since 2021 ranks sixth among major league relievers (min. 150 G)

65 • GREGORY SOTO • LHP

0-2 • 3.80 ERA • 28 G

WHIP: 1.27

K/9: 10.65

BB/9: 3.04

vs. ALL: .239 (22-for-92)

vs. LHB: .200 (8-for-40)

vs. RHB: .269 (14-for-52)

⚡ Worked 1.0 perfect inning with one strikeout on 6/11 vs. DET...Has struck out seven batters over his last four appearances after totaling five strikeouts in his seven prior outings since 5/19 at MIL

⚡ His 14 holds are tied for third in the AL and are the second most in his career behind 2023 (24)

⚡ Has pitched to a 2.53 ERA (3 ER/10.2 IP) in his 13 outings since 5/14 (G2) after compiling a 9.00 ERA (7 ER/7.0 IP) through nine appearances from 4/13-5/8...Began the year with six straight scoreless outings through 4/12

⚡ Opponents are slashing .100/.143/.250 (2-for-20) over his last seven appearances since 5/25 after batting .327/.382/.531 (16-for-49) in his 14 prior outings from 4/13-5/23....Opponents went .143/.250/.143 (3-for-21) in his first six appearances

⚡ Has limited lefties to a .167 (5-for-30) clip over his last 21 appearances since 4/16...Righties have gone 11-for-37 (.297) against him during that same period

⚡ Owns a career-low 7.8 percent walk rate, down 3.3 percent from last season (11.1%) and 1.0 percent lower than his previous best set in 2023 (8.8%)

ORIOLES PUBLIC RELATIONS DEPARTMENT 333 W. CAMDEN ST., BALTIMORE, MD 21201 410-547-6150 @ORIOLESPR@ORIOLES.COM @ORIOLESPR

15 • DYLAN CARLSON • OF (S)	.247 • 4 HR • 12 RBI
Current Streak: 2 G (4-7; since 6/8)	2025 High: 6 G (5/28-6/4)
Last Game: 3-3, HR	Homestand: 1 G, 3-3, HR
Yesterday, recorded three hits for the first time since 9/29/24 at BOS (also 3 H)	
Slashing .333/.382/.627 (17-for-51) with three doubles, four home runs, and 10 RBI in 15 games since 5/24 (G2)...Has hit safely in 11 of the contests...Opened the year 1-for-22 (.045) in 13 games	
On 6/6 at ATH, hit his first homer off a lefty since 8/2/24 at HOU (Yusei Kikuchi)	
Hit safely in six straight from 5/28-6/4, his longest run since 6/24-29/22 (also 6 G)	
Is 5-for-17 (.294) with one homer when batting right handed, compared to 13-for-56 (.232) with three doubles, three homers, and nine RBI when batting left handed	
Homered in consecutive games (5/25-26) for the third time in his career (last: 5/30-31/21)...The home run on 5/26 was the hardest hit homer of his career (107.6 mph)	

17 • COLTON COWSER • OF (L)	.188 • 3 HR • 3 RBI
Current Streak: 0-for-last-5 (since 6/11)	2025 High: 4 G (3/29-6/4)
Last Game: 0-2, BB, K	Homestand: 3 G, 1-11, BB, 6 K
On 6/7 ATH, hit the furthest homer of his career (455 ft.), marking the furthest hit by an Oriole since Ryan Mountcastle (472 ft., 8/8/23 vs. HOU)	
Is 7-for-32 (.219) with one double, two homers, and two walks in nine games since being reinstated from the 60-Day IL on 6/2...The O's went 20-34 with him on the IL	
Placed on the 10-day IL with a left thumb fracture on 3/31 suffered while sliding into first base on 3/30 at TOR...Was transferred to the 60-day IL on 4/28...Started a rehab assignment on 5/22	
Recorded his third career leadoff home run on 3/29 at TOR off Max Scherzer	

98 • MAVERICK HANDLEY • C (R)	.081 • 0 HR • 3 RBI
Current Streak: 0-for-last-8 (since 6/1)	2025 High: 2 G (5/28-6/1)
6/7 at ATH: 0-4, 2 K	Homestand: --
Snapped an 0-for-20 skid on 5/28 vs. STL with a fourth-inning single	
Tallied his first two career RBI on 5/11 at LAA via sac fly and sac bunt...Was the first Oriole with a sac fly and sac bunt in the same game since Cedric Mullins (4/8/19 vs. OAK) and the first by a Baltimore catcher since Lenny Webster (5/10/97 vs. SEA)	
Recorded his first MLB hit in the fourth inning on 5/8 at MIN, a single off Bailey Ober	
Made his MLB debut on 4/29 vs. NYY, entering as a defensive replacement in the sixth inning...Struck out in both of his at bats...Was the first position player to debut for the Orioles this season...Had his contract selected from Triple-A Norfolk on 4/28	

2 • GUNNAR HENDERSON • INF (L)	.274 • 8 HR • 19 RBI
Current Streak: 6 G (10-23; since 6/5)	2025 High: 9 G (4/26 [G1]-5/4)
Last Game: 1-4, K	Homestand: 3 G, 5-11, 2B, R, 2 RBI, 2 BB, 3 K, SB
His career 1.260 OPS vs. LAA is the second highest by any player in MLB history (min. 70 PA) behind Todd Zeile (1.356)...Fifteen of his 23 hits against the Angels have gone for extra bases (5 2B, 4 3B, 6 HR)	
Slashing .303/.377/.462 (44-for-145) with six doubles, one triple, five homers, and 14 RBI in 37 games since the beginning of May...Has 15 multi-hit efforts in that time	
On Wednesday vs. DET, reached base safely a season-high-tying four times (3x, last: 6/7 at ATH)	
On 6/5 at SEA, his go-ahead homer snapped a season-high 15-game run without a long ball (last: 5/19 vs. WSH)...The O's are 57-18 for his career when he homers	
Scored three runs on 5/21 at MIL for the first time this season...Since the start of 2023, his 18 games with 3+ runs lead MLB ahead of CIN's Elly De La Cruz and LAD's Mookie Betts (both 14)	
Recorded his 400 th career hit on 5/30, becoming the sixth Oriole to do so before turning 24, (Machado, Ripken, Jr., Murray, Powell, & Brooks Robinson)	
Had a 19-game on-base streak from 4/23-5/14, second longest of his career	
His 93.1 mph average exit velocity ranks sixth in the AL...90 of his batted balls (53.3%) have been hard hit (95+ mph)	

7 • JACKSON HOLLIDAY • INF (L)	.265 • 8 HR • 27 RBI
Current Streak: 0-4 (since 6/12)	2025 High: 10 G (5/14 [G2]-5/24[G1])
Last Game: 0-4, K	Homestand: 3 G, 4-13, 2B, 3 R, 4 K, 2 SB
Saw his career-best 14-game on-base streak come to an end yesterday	
Is 28-for-81 (.346) with six doubles, five home runs, and 11 RBI in his last 20 home games since April 28, hitting safely in 17 of the contests	
Ranks among AL second basemen in OPS (2 nd , .746), extra-base hits (2 nd , 20), slugging percentage (2 nd , .430), batting average (3 rd , .265), and total bases (3 rd , 99)	
On 6/6 at ATH, his three hits matched a season high (5x, last: 5/28 vs. STL), while his two extra-base hits matched a career high (4x, last: 5/28 vs. STL)...Hit his second-career homer off a left-handed pitcher, joining 8/10/24 at TB (Tyler Alexander)	
Has tallied an RBI in 12 of his last 24 games (15 total RBI) since 5/16...Had 12 RBI in his first 35 games through 5/15	
Hit his first career leadoff homer on 5/31 vs. CWS...Became the second-youngest Oriole to hit a leadoff home run behind Paul Blair (21y, 075d on 4/17/65 at BOS & 21y, 100d on 5/12/65 vs. CLE)...Six of his eight homers have come at OPACY	
Slashing .393/.507/.607 (24-for-61) with five doubles, one triple, and two homers when ahead in the count compared to .173/.183/.185 (14-for-81) with one double when behind in the count	
Owned a career-best 10 game hitting streak from 5/14 (G2)-5/24 (G1)...Became the fifth Oriole (8 th occurrence) to record a 10-game hitting streak before turning 22	

12 • RAMÓN LAUREANO • OF (R)	.267 • 7 HR • 15 RBI
Current Streak: 0-3 (since 6/13)	2025 High: 5 G (5/14-19)
Last Game: 0-3, BB	Homestand: 3 G, 3-10, R, 2 BB, 3 K
His 14 homers vs. LAA are tied with TEX for his most against any opponent	
Slashing .339/.400/.597 (21-for-62) with four doubles, four homers, and nine RBI in 18 games since 5/7...His .997 OPS during that time ranks sixth in the AL (min. 50 PA)	
On 6/7 at ATH, tallied a season-high-tying three RBI (also 4/19 vs. CIN)	
Owns a 41.0 percent hard-hit rate, his highest since his rookie season in 2018 (41.7%)...Also has the lowest chase rate of his career at 21.2 percent	
Ten of his last 12 homers since 8/17/24 have been off right-handed pitchers	
Reinstated from the 10-day Injured List (left ankle sprain) on 6/6...Exited the game on 5/20 at MIL with left ankle discomfort and was placed on the Injured List on 5/24 (retroactive to 5/21)	
His four outfield assists are tied for fourth in the AL...Since 2018, his 53 outfield assists are third in MLB behind LAD's Teoscar Hernandez (68) and Hunter Renfroe (65)	

16 • COBY MAYO • INF (R)	.139 • 0 HR • 1 RBI
Current Streak: 0-for-last-7 (since 6/8)	2025 High: 2 G (2x, last: 6/6-8)
Last Game: 0-2, BB, K	Homestand: 2 G, 0-5, BB, 2 K
Has drawn a walk in three of his last five games	
Stole his first career base on 6/8 at ATH...Recorded his first career extra-base hit on 6/6 at ATH...In his minor league career, 48.8 percent of his hits have gone for extra bases (216 XBH, 443 H)	
Scored a run in three straight games from 6/1-4	
In 45 games overall with Norfolk, is 38-for-168 (.226) with 10 doubles, two triples, eight home runs, 28 RBI, and 23 walks	
Batting .500 (11-for-22) with three doubles, one triple, five home runs and 10 RBI against left-handed pitchers with the Tides	

31 • CEDRIC MULLINS • OF (L)	.233 • 10 HR • 32 RBI
Current Streak: 1 G (2-4; since 6/11)	2025 High: 6 G (4/18-24)
6/11 vs. DET: 2-4, 2 2B, 2 R, RBI, K	Homestand: 2 G, 2-8, 2 2B, 2 R, RBI, 2 K
On Wednesday vs. DET, had two doubles for the first time since 7/5/23 at NYY (2 2B)	
Reinstated from the 10-day Injured List (right hamstring strain) on 6/10...Was placed on the 10-day Injured List on 5/30, retroactive to 5/29	
Slashed .179/.205/.369 (15-for-84) with four doubles and four homers in 22 games in May after slashing .278/.412/.515 (27-for-97) through 28 games in March and April	
His 4.32 pitches per plate appearance are second in the AL and sixth in MLB	
Hit his fourth career grand slam on 5/14 (G2) vs. MIN (last: 9/11/23 vs. STL)...Surpassed the 300 career RBI mark with the grand slam, becoming the sixth Oriole to have at least 300 RBI and 100 stolen bases, joining Brady Anderson (744 RBI, 307 SB), Mark Belanger (385 RBI, 166 SB), Paul Blair (567 RBI, 167 SB), Al Bumbry (392 RBI, 252 SB), and Brian Roberts (521 RBI, 278 SB)	
Owns a career-high 10.7 percent walk rate...Has never had a walk rate above 9.5 percent (2023) in his career	
His 131 stolen bases since 2019 are tied for second in the AL with KC's Bobby Witt Jr., behind CLE's José Ramírez (170 SB) and tied for sixth in MLB during that time	

32 • RYAN O'HEARN • INF/OF (L)	.307 • 9 HR • 26 RBI
Current Streak: 0-1 (since 6/12)	2025 High: 10 G (5/21-31)
Last Game: 0-1, K (PH in 9 th)	Homestand: 3 G, 1-9, R, 2 RBI, 3 K, HBP
Ranks among AL leaders in on-base percentage (7 th , .389), batting average (8 th , .307), and OPS (8 th , .871)	
Is 12-for-37 (.324) with three doubles, one homer, and seven RBI in 15 career games against the Angels	
Had his career-high 19-game on-base streak snapped on 6/4...Was tied with Gunnar Henderson for the longest by an Oriole this season...Has reached base safely in 35 of his last 39 games since 4/24	
Had his first career 10-game hitting streak snapped on 6/1...Has hit in 14 of his 19 games since 5/21	
In 26 games in May, slashed .365/.450/.542 (35-for-96) with five doubles, four home runs, 14 runs scored, 10 RBI, and 13 walks...Ranked among AL leaders in AVG (3 rd), OBP (4 th), and OPS (6 th) during the month...His previous career high for most hits in a month was June 2024 (27)	
His .330 (33-for-100) road average is tied for eighth in the AL and T-11 th in MLB	
Is 14-for-26 (.538) with four doubles and three homers on the first pitch of an at-bat	
Is 33-for-89 (.371) with five doubles, six home runs, and 21 RBI in 24 O's wins, compared to 28-for-110 (.255) with three doubles and three homers in 33 losses	
Hitting .355 (39-for-110) with four doubles and six home runs off fastballs	

35 • ADLEY RUTSCHMAN • C (S)	.225 • 7 HR • 19 RBI
Current Streak: 0-4 (since 6/12)	2025 High: 8 G (4/3-13)
Last Game: 0-4, K	Homestand: 3 G, 2-11, 2B, 2 R, RBI, BB, 2 K
Has 12 hits in nine games this month (12-for-35, .343) after having seven hits in his previous 12 games (7-for-42, .167)...Has recorded four multi-hit efforts in nine games in June after having three in 25 games in May	
Homered in consecutive games from 6/4-5 for the fourth time in his career (last: 3 G, 5/12-15/24)	
Blasted a three-run homer in the 11 th inning on 5/21 at MIL...Marked the first home run in extra innings by an Orioles catcher since Welington Castillo on 5/19/17 vs. TOR...Snapped a career-high 43-game streak without multiple RBI (last: 3/27 at TOR)	
Owns career highs in average exit velocity (90.8 mph) and barrel rate (9.6%)	
His 13.8 percent whiff rate is tied with WSH's Keibert Ruiz for the lowest among all MLB catchers	
Since his MLB debut on 5/21/22, ranks second among MLB primary catchers with 96 doubles and 457 hits, both trailing MIL's William Contreras (466 H, 97 2B)	

29 • RAMÓN URÍAS • INF (R)	.273 • 3 HR • 21 RBI
Current Streak: 0-for-last-4 (since 6/11)	2025 High: 11 G (5/17-28)
Last Game: 0-3, K	Homestand: 3 G, 2-8, HR, 2 RBI, K, SB
Is 18-for-57 (.316) with three doubles and 13 RBI in 17 career games vs. LAA	
Hitting .341 (29-for-85) with three doubles and three homers off fastballs compared to .205 (9-for-44) with three doubles off breaking pitches and .160 (4-for-25) with zero extra-base hits off offspeed pitches	
Owns a 9.1 percent walk rate, his highest since 2021 (9.5%)	
Slashing .357/.517/.524 (15-for-42) when ahead in the count compared to .200/.196/.240 (10-for-50) when behind	
Hit safely in a career-best 11 straight games from 5/17-28...His 14-game on-base streak from 4/30-5/28 was one game shy of his career best (15 G, 8/31/21-4/9/22)	
Reinstated from the 10-day Injured List (right hamstring strain) on 5/14...Was placed on the IL on 5/3 (retro to 5/1)	

52 • LUIS VÁZQUEZ • INF (R)	SEASON DEBUT
Current Streak: 1 G (1-4; since 9/29/24)	2025 High: --
Last Game: --	Homestand: --
Had his contract selected from Triple-A Norfolk on 6/10...His first appearance will mark his Orioles debut	
Slashing .280/.345/.447 (37-for-132) with five doubles, one triple, five home runs, 20 RBI, 10 walks, and three steals in 37 games with the Tides...Homered in each of his last two games with the Tides, including a grand slam on 6/4 at Louisville	
Acquired by the Orioles from the Cubs on 1/31 in exchange for cash considerations...Was designated for assignment by CHC on 1/28	
Appeared in 11 games with the Cubs last season, going 1-for-12 with two runs scored, one RBI, and one hit-by-pitch...Hit .263 (62-for-236) with 16 doubles, eight home runs, 24 RBI, 25 walks, and one stolen base in 64 games for Triple-A Iowa	
Made his MLB debut last season on 5/22/24 vs. ATL, going 0-for-1 with a strikeout after entering as a defensive replacement in the ninth inning	

11 • JORDAN WESTBURG • INF (R)	.223 • 6 HR • 10 RBI
Current Streak: 0-4 (since 6/12)	2025 High: 6 G (4/23-6/11)
Last Game: 0-4, K	Homestand: 3 G, 3-11, 2B, 2 HR, 2 R, 4 RBI, BB, HBP, 3 K
Has reached base safely in each of his first eight career games vs. LAA	
Saw his season-best six-game hitting streak come to an end yesterday	
Homered in consecutive games from 6/10-11 for the second time in his career (also 6/22-23/24)...Is the seventh Oriole (8 th occurrence) to go deep in two straight games this year (last: Rutschman, 6/4-5)	
Batting .303 (10-for-33) with five homers and eight RBI from the seventh inning on, compared to .186 (13-for-70) with one homer and two RBI from innings one through six	
Reinstated from the 10-day Injured List (left hamstring strain) on 6/10...Was placed on the 10-day Injured List on 4/28, retroactive to 4/27...Appeared in eight rehab games with Triple-A Norfolk and slashed .393/.452/.750 (11-for-28) with four doubles and two home runs	
Notched his second career multi-double performance on 4/20 vs. CIN, joining 7/29/24 (G1) vs. TOR (3 2B)...Marked his eighth career multi-extra-base hit effort	
Tallied his first career multi-homer game on 3/29 at TOR...Matched a career high with four hits (3x, last: 6/25/24 vs. CLE) and scored a career-high three runs...His 434-foot homer in the first inning off Max Scherzer was the furthest of his career	



ADDITIONAL HITTER INFO																		
			MULTI-HIT GAMES					MULTI-RBI GAMES						LAST HR		MULTI-HR GAMES		
	vs. LHP	vs. RHP	2	3	4	5	TOTAL	2	3	4	5	6+	TOTAL	(DATE/PITCHER)		2025	CAREER	LAST (HRS)
Dylan Carlson	.294	.232	3	1	-	-	4	1	1	-	-	-	2	6/12/25 vs. DET (Kahle)	-	3	6/20/23 at WSH (2)	
Colton Cowser	.077	.229	1	-	-	-	1	-	-	-	-	-	-	6/7/25 at ATH (Severino)	-	2	9/20/24 vs. DET (2)	
Maverick Handley	.000	.091	-	-	-	-	-	1	-	-	-	-	1	-	-	-	-	-
Gunnar Henderson	.171	.329	18	3	-	-	21	4	-	-	-	-	4	5/18/25 vs. WSH (Soroka)	-	2	6/21/24 at HOU (2)	
Jackson Holliday	.226	.277	10	5	-	-	15	3	1	1	-	-	5	6/6/25 at ATH (Sears)	1	1	5/4/25 vs. KC (2)	
Ramón Laureano	.205	.306	5	2	1	-	8	-	2	-	-	-	2	6/7/25 at ATH (Severino)	1	5	4/19/25 vs. CIN (2)	
Coby Mayo	.125	.143	-	-	-	-	-	-	-	-	-	-	-	-	-	-	-	-
Cedric Mullins	.283	.217	11	1	-	-	12	3	1	2	1	-	7	5/19/25 at MIL (Mears)	1	6	3/27/25 at TOR (2)	
Ryan O'Hearn	.256	.319	12	4	1	-	17	3	3	-	-	-	6	5/27/25 vs. STL (Pallante)	-	2	8/25/19 at CLE (2)	
Adley Rutschman	.246	.216	7	4	-	-	11	1	2	-	-	-	3	6/4/25 at SEA (Hancock)	1	3	3/27/25 at TOR (2)	
Ramón Urías	.314	.261	9	2	-	-	11	2	1	-	-	-	3	6/11/25 vs. DET (Mize)	-	1	7/15/22 at TB (2)	
Luis Vázquez	----	----	-	-	-	-	-	-	-	-	-	-	-	-	-	-	-	-
Jordan Westburg	.214	.227	3	1	1	-	5	1	1	-	-	-	2	6/11/25 vs. DET (Brieske)	1	1	3/29/25 at TOR (2)	

O's HITTERS														2025 vs. LOS ANGELES ANGELS														CAREER vs. LOS ANGELES ANGELS													
PLAYER	G	AB	R	H	2B	3B	HR	RBI	BB	IBB	SO	AVG	OBP	SLG	G	AB	R	H	2B	3B	HR	RBI	BB	IBB	SO	AVG	OBP	SLG													
Dylan Carlson															5	13	4	2	0	0	1	2	4	0	5	.154	.353	.385													
Colton Cowser															6	11	2	2	1	0	1	1	4	0	4	.182	.400	.545													
Maverick Handley	1	2	0	0	0	0	0	2	0	0	0	.000	.000	.000	1	2	0	0	0	0	0	2	0	0	0	.000	.000	.000													
Gunnar Henderson	3	13	4	5	1	1	2	4	1	0	5	.385	.429	1.077	16	64	15	23	5	4	6	16	5	0	18	.359	.417	.844													
Jackson Holliday	3	10	0	3	1	0	0	1	2	0	4	.300	.417	.400	4	14	1	4	1	0	0	1	2	0	6	.286	.375	.357													
Ramón Laureano	3	9	2	1	0	0	1	1	1	0	5	.111	.200	.444	72	242	38	61	18	0	14	40	26	0	73	.252	.346	.500													
Coby Mayo																																									
Cedric Mullins	3	13	2	2	1	0	0	0	0	0	3	.154	.154	.231	29	105	18	19	6	0	4	13	8	0	24	.181	.250	.352													
Ryan O'Hearn	2	4	1	1	0	0	0	0	3	0	2	.250	.571	.250	15	37	7	12	3	0	1	7	7	0	12	.324	.432	.486													
Adley Rutschman	3	14	1	2	0	1	0	1	0	0	1	.143	.143	.286	19	70	14	20	3	1	2	11	12	2	7	.286	.390	.443													
Ramón Urías															17	57	7	18	3	0	0	13	5	0	7	.316	.371	.368													
Luis Vázquez																																									
Jordan Westburg															8	30	3	7	2	0	0	4	2	0	6	.233	.281	.300													

O's PITCHERS															2025 vs. LOS ANGELES ANGELS															CAREER vs. LOS ANGELES ANGELS														
PLAYER	W	L	SV	G	GS	INN	H	R	ER	HR	BB	K	ERA	AVG	W	L	SV	G	GS	INN	H	R	ER	HR	BB	K	ERA	AVG																
Keegan Akin	0	0	0	1	0	0.1	0	0	0	0	0	0	0.00	.000	1	0	0	7	2	15.2	13	5	5	3	6	16	2.87	.232																
Bryan Baker	0	0	0	1	0	1.0	0	0	0	0	0	1	0.00	.000	1	1	0	7	0	6.0	11	5	5	1	3	8	7.50	.379																
Félix Bautista	0	0	1	2	0	2.0	1	1	1	1	0	3	4.50	.143	0	0	2	7	0	7.2	2	1	1	1	3	8	1.17	.083																
Scott Blewett															0	0	0	1	0	1.0	1	0	0	0	0	0	0.00	.250																
Yennier Cano	0	0	0	2	0	1.1	1	0	0	0	1	3	0.00	.200	0	0	1	8	0	8.0	4	1	1	1	1	9	1.13	.148																
Seranthony Domínguez	0	0	0	1	0	1.0	0	0	0	0	0	1	0.00	.000	0	1	0	5	0	4.2	6	2	2	0	0	5	3.86	.300																
Zach Eflin	1	0	0	1	1	5.0	5	2	2	0	2	5	3.60	.263	3	1	0	6	6	35.1	35	10	10	2	5	35	2.55	.252																
Andrew Kittredge															1	0	1	8	2	10.0	9	5	5	4	1	8	4.50	.231																
Dean Kremer															3	0	0	4	4	20.2	15	5	5	2	7	26	2.18	.200																
Charlie Morton	0	0	0	1	0	2.0	0	0	0	0	0	2	0.00	.000	5	2	0	13	12	65.0	49	29	26	9	26	63	3.60	.209																
Cade Povich																																												
Gregory Soto															0	1	3	10	0	9.0	9	9	8	2	8	11	8.00	.265																
Tomoyuki Sugano	1	0	0	1	1	7.1	3	1	1	0	0	5	1.23	.120	1	0	0	1	1	7.1	3	1	1	0	0	5	1.23	.120																

RECENT TRANSACTIONS	
6/10	Reinstated OF Cedric Mullins (right hamstring strain) and INF Jordan Westburg (left hamstring strain) from the 10-day Injured List...Selected the contract of INF Luis Vázquez from Triple-A Norfolk...Placed INF Jorge Mateo on the 10-day Injured List (left elbow inflammation)...Optioned OF Heston Kjerstad ¹ to Triple-A Norfolk...Designated INF Emmanuel Rivera for assignment... OF Jordyn Adams cleared outright waivers and has been assigned to Triple-A Norfolk... RHP Matt Bowman cleared outright waivers and accepted an assignment to Triple-A Norfolk.
6/7	OF Tyler O'Neill began a rehab assignment with Triple-A Norfolk.
6/6	Reinstated OF Ramón Laureano (left ankle sprain) from the 10-day Injured List...Acquired RHP Scott Blewett from the Atlanta Braves in exchange for cash considerations...Designated OF Jordyn Adams for assignment.
6/5	UTL Cooper Hummel elected free agency in lieu of accepting an outright assignment to Triple-A Norfolk.
6/4	OF Ramón Laureano (left ankle sprain) and C Gary Sánchez (right wrist inflammation) began rehab assignments with Triple-A Norfolk.
6/3	C Chadwick Tromp elected free agency in lieu of accepting an outright assignment to Triple-A Norfolk.
6/2	Reinstated OF Colton Cowser (left thumb fracture) from the 60-day Injured List...Designated UTL Cooper Hummel for assignment.
5/31	Recalled INF Coby Mayo from Triple-A Norfolk...Selected the contract of OF Jordyn Adams from Triple-A Norfolk...Placed INF Ryan Mountcastle (right hamstring strain) on the 10-day Injured List...Designated C Chadwick Tromp for assignment... LHP Cionel Pérez cleared outright waivers and accepted an assignment to Triple-A Norfolk.
5/30	Signed UTL Cooper Hummel to a one-year major league contract...Placed OF Cedric Mullins (right hamstring strain) on the 10-day Injured List, retroactive to 5/29...Transferred RHP Cody Poteet (right shoulder inflammation) to the 60-day Injured List.
5/29	UTL Cooper Hummel elected free agency in lieu of accepting an outright assignment to Triple-A Norfolk... INF Jordan Westburg (left hamstring strain) began a rehab assignment with Triple-A Norfolk...Transferred the rehab assignment of OF Colton Cowser (left thumb fracture) to Triple-A Norfolk.
5/28	Selected the contract of RHP Matt Bowman from Triple-A Norfolk...Optioned RHP Yamil Hiraldo ¹ to Triple-A Norfolk.
5/27	INF/OF Terrin Vavra cleared outright waivers and accepted an assignment to Triple-A Norfolk.
5/26	Selected the contract of C Chadwick Tromp from Triple-A Norfolk...Designated UTL Cooper Hummel for assignment.
5/25	Signed UTL Cooper Hummel to a one-year major league contract...Designated INF/OF Terrin Vavra for assignment.
5/24	Placed OF Ramón Laureano (left ankle sprain) on the 10-day Injured List, retroactive to 5/21...Selected the contract of INF/OF Terrin Vavra from Triple-A Norfolk...Appointed LHP Trevor Rogers from Triple-A Norfolk as the 27 th man (between DH games)...Selected the contract of RHP Yamil Hiraldo from Triple-A Norfolk...Designated LHP Cionel Pérez for assignment...Returned LHP Trevor Rogers to Triple-A Norfolk (postgame).
5/22	OF Colton Cowser (left thumb fracture) began a rehab assignment with High-A Aberdeen.
5/21	Reinstated RHP Andrew Kittredge (left knee debridement) from the 15-day Injured List.

EUTAW STREET HOME RUNS			
DATE	PLAYER (Team)	OPP. (Pitcher)	DISTANCE
4/29	Trent Grisham (NYY)	BAL (Gibson)	399 ft.
4/19	Jake Fraley (CIN)	BAL (Young)	421 ft.
2025 totals - 2 (0 by Orioles, 2 by opponents)			
*Total since 1992 - 133 (64 by Orioles, 69 by opponents)			

O's CHALLENGES			
TEAM	TOTAL	WON	LOST
Orioles	26	9	17
Opponents	12	9	3
Last by O's: 6/4 at SEA (B6)		Batter/Runner: Crawford	Tag Play (HP)
Last by Opp.: 6/8 at ATH (B5)		Batter/Runner: Muncy	Force Play (1B)
			Safe/Overturned
			Out/Overturned

RECORD BY POSITION									
PLAYER	C	1B	2B	3B	SS	LF	CF	RF	DH
Dylan Carlson	-	-	-	-	-	6-9	2-1	3-0	-
Colton Cowser	-	-	-	-	-	3-2	3-4	-	-
Maverick Handley	6-6	-	-	-	-	-	-	-	-
Gunnar Henderson	-	-	-	-	23-31	-	-	-	1-4
Jackson Holliday	-	-	21-32	-	4-1	-	-	-	0-1
Heston Kjerstad	-	-	-	-	-	10-15	-	10-10	1-0
Ramón Laureano	-	-	-	-	-	6-12	0-1	4-7	0-1
Jorge Mateo	-	-	1-4	-	0-8	1-0	4-2	-	-
Coby Mayo	-	2-3	-	0-2	-	-	-	-	2-2
Ryan Mountcastle	-	15-28	-	-	-	-	-	-	1-3
Cedric Mullins	-	-	-	-	-	-	18-32	-	0-1
Ryan O'Hearn	-	9-6	-	-	-	0-2	-	4-9	11-14
Tyler O'Neill	-	-	-	-	-	1-0	-	6-14	0-1
Emmanuel Rivera	-	1-3	-	7-7	-	-	-	-	1-0
Adley Rutschman	19-26	-	-	-	-	-	-	-	5-8
Gary Sánchez	2-7	-	-	-	-	-	-	-	0-1
Chadwick Tromp	0-1	-	-	-	-	-	-	-	-
Ramón Urías	-	-	1-0	18-22	-	-	-	-	1-1
Jordan Westburg	-	-	4-4	2-9	-	-	-	-	4-3

RECORD BY BATTING ORDER									
PLAYER	1	2	3	4	5	6	7	8	9
Dylan Carlson	-	-	-	-	1-0	1-2	-	5-3	4-5
Colton Cowser	2-2	-	-	-	-	4-2	0-1	-	0-1
Maverick Handley	-	-	-	-	-	-	-	0-1	6-5
Gunnar Henderson	6-7	5-9	13-18	0-1	-	-	-	-	-
Jackson Holliday	11-15	0-1	-	-	-	3-4	1-5	5-3	5-6
Heston Kjerstad	-	-	-	-	1-1	9-5	4-10	7-8	0-1
Ramón Laureano	0-1	-	0-1	0-6	3-4	1-3	3-1	1-3	2-2
Jorge Mateo	-	-	-	-	-	-	2-1	1-3	3-10
Coby Mayo	-	-	-	-	1-0	1-0	2-5	0-2	-
Ryan Mountcastle	-	0-6	1-1	7-10	3-6	2-4	2-2	1-2	-
Cedric Mullins	7-11	-	1-0	1-1	3-6	1-3	3-9	2-1	0-2
Ryan O'Hearn	-	0-1	5-5	14-12	4-13	-	-	1-0	-
Tyler O'Neill	-	1-0	1-3	0-3	3-4	2-5	-	-	-
Emmanuel Rivera	-	-	-	-	1-0	2-0	4-1	0-6	2-3
Adley Rutschman	0-1	18-22	5-7	1-3	0-1	-	-	-	-
Gary Sánchez	-	-	-	-	0-1	0-2	1-2	1-3	-
Chadwick Tromp	-	-	-	-	-	-	-	-	0-1
Ramón Urías	-	2-1	-	1-2	4-3	1-7	4-1	3-5	5-4
Jordan Westburg	1-3	1-0	1-5	3-2	3-1	0-3	1-2	-	-

2025 BY THE NUMBERS			
	HOME	AWAY	TOTAL
Overall	13-19	14-21	27-40
MONTH	HOME	AWAY	TOTAL
March (5)	1-0	2-2	3-2
April (25)	6-7	3-9	9-16
May (27)	4-10	5-8	9-18
June (27)	2-2	4-2	6-4
July (25)	-	-	-
August (28)	-	-	-
September (25)	-	-	-
TOTAL (162)	13-19	14-21	27-40
DAY OF WEEK	HOME	AWAY	TOTAL
Monday (14)	3-0	1-1	4-1
Tuesday (23)	0-4	1-4	1-8
Wednesday (25)	3-4	2-3	5-7
Thursday (18)	1-3	3-1	4-4
Friday (26)	2-2	1-4	3-6
Saturday (28)	3-2	4-4	7-6
Sunday (27)	1-4	2-4	3-8
TOTAL (162)	13-19	14-21	27-40
VS. AL EAST	HOME	AWAY	TOTAL
Boston Red Sox (13)	1-2	2-2	3-4
New York Yankees (13)	2-1	-	2-1
Tampa Bay Rays (13)	-	-	-
Toronto Blue Jays (13)	1-1	2-2	3-3
TOTAL (52)	4-4	4-4	8-8
VS. AL CENTRAL	HOME	AWAY	TOTAL
Chicago White Sox (7)	3-0	-	3-0
Cleveland Guardians (7)	2-1	-	2-1
Detroit Tigers (6)	1-2	0-3	1-5
Kansas City Royals (6)	1-2	1-2	2-4
Minnesota Twins (6)	0-3	0-3	0-6
TOTAL (32)	7-8	1-8	8-16
VS. AL WEST	HOME	AWAY	TOTAL
Houston Astros (7)	-	-	-
Los Angeles Angels (6)	-	2-1	2-1
Oakland Athletics (6)	-	1-2	1-2
Seattle Mariners (6)	-	3-0	3-0
Texas Rangers (7)	-	-	-
TOTAL (32)	-	6-3	6-3
VS. NL EAST	HOME	AWAY	TOTAL
Atlanta Braves (3)	-	-	-
Miami Marlins (3)	-	-	-
New York Mets (3)	-	-	-
Philadelphia Phillies (3)	-	-	-
Washington Nationals (4)	0-3	1-2	1-5
TOTAL (16)	0-3	1-2	1-5
VS. NL CENTRAL	HOME	AWAY	TOTAL
Chicago Cubs (3)	-	-	-
Cincinnati Reds (3)	1-2	-	1-2
Milwaukee Brewers (3)	-	1-2	1-2
Pittsburgh Pirates (3)	-	-	-
St. Louis Cardinals (3)	1-2	-	1-2
TOTAL (15)	2-4	1-2	3-6
VS. NL WEST	HOME	AWAY	TOTAL
Arizona Diamondbacks (3)	-	1-2	1-2
Colorado Rockies (3)	-	-	-
Los Angeles Dodgers (3)	-	-	-
San Diego Padres (3)	-	-	-
San Francisco Giants (3)	-	-	-
TOTAL (15)	-	1-2	1-2

BALTIMORE ORIOLES - WALK-OFF AND MISC. HOME RUNS

Baltimore Orioles Walk-off Wins							
Date	Score	Batter/Runner	Action	RBI	Pitcher	INN	OUTS
-	-	-	-	-	-	-	-

Opponent Walk-off Wins							
Date	Score	Batter/Runner	Action	RBI	Pitcher	INN	OUTS
5/24 (G1)	BAL 5 @ BOS 6	Rafael Devers	1B	1	Gregory Soto	10	1

Baltimore Orioles Back-to-Back Home Runs							
Date	Score	Batters	Pitcher	INN	OUTS		
6/5	BAL 4 @ SEA 3	Adley Rutschman/Gunnar Henderson	Bryan Woo	6	0		
5/14 (G2)	MIN 8 @ BAL 6	Cedric Mullins/Heston Kjerstad	Simeon Woods Richardson	3	2		
4/19	CIN 5 @ BAL 9	Ramón Laureano/Jordan Westburg	Carson Spiers	7	2		
4/19	CIN 5 @ BAL 9	Cedric Mullins/Gunnar Henderson	Hunter Greene	1	0		
3/27	BAL 12 @ TOR 2	Adley Rutschman/Jordan Westburg	Yariel Rodríguez	8	1		

Opponent Back-to-Back Home Runs							
Date	Score	Batters	Pitcher	INN	OUTS		
5/18	WSH 10 @ BAL 4	Dylan Crews/CJ Abrams	Zach Eflin	2	1		
5/15	MIN 4 @ BAL 0	DaShawn Keirsey Jr./Byron Buxton	Tomoyuki Sugano	3	1		
5/4	KC 11 @ BAL 6	Bobby Witt Jr./Vinnie Pasquantino	Yennier Cano	7	1		
4/29	NY Yankees 15 @ BAL 3	Trent Grisham/Aaron Judge/Ben Rice	Kyle Gibson	1	0		
4/17	CLE 2 @ BAL 6	Daniel Schneemann/Austin Hedges	Tomoyuki Sugano	3	0		
4/9	BAL 0 @ AZ 9	Pavin Smith/Josh Naylor	Dean Kremer	5	1		

Baltimore Orioles Grand Slams							
Date	Score	Batter	Pitcher	INN	OUTS		
5/14	MIN 8 @ BAL 6	Cedric Mullins	Simeon Woods Richardson	3	2		
4/16	CLE 1 @ BAL 9	Jackson Holliday	Gavin Williams	2	1		

Opponent Grand Slams							
Date	Score	Batter	Pitcher	INN	OUTS		
5/23	BAL 5 @ BOS 19	Rafael Devers	Emmanuel Rivera	8	2		
4/20	CIN 24 @ BAL 2	Noelvi Marte	Jorge Mateo	8	2		

Baltimore Orioles Inside-the-Park Home Runs							
Date	Score	Batter	RBI	Pitcher	INN	OUTS	
-	-	-	-	-	-	-	-

Opponent Inside-the-Park Home Runs							
Date	Score	Batter	RBI	Pitcher	INN	OUTS	
-	-	-	-	-	-	-	-

Baltimore Orioles Pinch-Hit Home Runs							
Date	Score	Batter	RBI	Pitcher	INN	OUTS	
5/10	BAL 2 @ LAA 5	Ramón Laureano	1	Brock Burke	9	0	

Opponent Pinch-Hit Home Runs							
Date	Score	Batter	RBI	Pitcher	INN	OUTS	
5/11	BAL 7 @ LAA 3	Matthew Lugo	1	Félix Bautista	9	2	
5/7	BAL 2 @ MIN 5	Harrison Bader	2	Keegan Akin	7	1	

Baltimore Orioles Leadoff Home Runs							
Date	Score	Batter	Pitcher				
5/31	CWS 2 @ BAL 4	Jackson Holliday	Davis Martin				
4/19	CIN 5 @ BAL 9	Cedric Mullins	Hunter Greene				
4/3	BOS 8 @ BAL 4	Cedric Mullins	Tanner Houck				
3/29	BAL 9 @ TOR 5	Colton Cowser	Max Scherzer				

Opponent Leadoff Home Runs							
Date	Score	Batter	Pitcher				
5/24 (G1)	BAL 5 @ BOS 6	Jarren Duran	Zach Eflin				
5/18	WSH 10 @ BAL 4	CJ Abrams	Zach Eflin				
4/29	NY Yankees 15 @ BAL 3	Trent Grisham	Kyle Gibson				
4/23	BAL 3 @ WSH 4	James Wood	Tomoyuki Sugano				

LAST TIME IT HAPPENED	
BATTING	
Eutaw St. Home Run	Gunnar Henderson, 8/14/24 vs. WSH (Herz)
Opponent	Trent Grisham, 4/30/25 vs. NYY (Gibson)
Second Deck Home Run in LF at OPACY	Austin Hays, 6/7/22 vs. CHC (Mills)
Opponent	Pete Alonso, 9/2/20 vs. NYM (Means)
Grand Slam	Cedric Mullins, 5/14/25 (G2) vs. MIN (Woods Richardson)
Two Grand Slams in One Game	Reimold, Clevenger, 9/11/15 vs. KC (Herrera, Chamberlain)
Pinch-Hit Home Run	Ramón Laureano, 5/10/25 at LAA (Burke)
Pinch-Hit Walk-Off Home Run	Nolan Reimold, 7/24/16 vs. CLE (Allen)
Pinch-Hit Grand Slam	Dwight Evans, 7/26/91 vs. OAK (Nelson)
Inside the Park Home Run	Jorge Mateo, 8/20/23 at OAK (Sears)
LH & RH Home Run, Same Game	Anthony Santander, 8/7/24 at TOR (Francis, Yarbrough)
Individual 2-Home Run Game	Jackson Holliday, 5/4/25 vs. KC (Lorenzen)
Individual 3-Home Run Game	Ryan Mountcastle, 6/19/21 vs. TOR (Manoah, Kay)
Individual 4-Home Run Game	Never
Home Run in Consecutive Games	Jordan Westburg, 6/10-11/25 vs. DET
Home Run in 3 Consecutive Games	Jackson Holliday, 8/4-7/24 at CLE, at TOR
Home Run in 4 Consecutive Games	Gunnar Henderson, 5/17-20/24 vs. SEA, at STL
Home Run in 5 Consecutive Games	Jonathan Schoop, 7/22-27/18 vs. TOR, BOS, TB
Home Run in 6 Consecutive Games	Chris Davis, 9/26-10/2/12 vs. TOR, BOS, TB
4-Home Run Game, Team	5/4/25 vs. KC
5-Home Run Game, Team	4/19/25 vs. CIN
6-Home Run Game, Team	3/27/25 at TOR
7-Home Run Game, Team	6/2/16 vs. BOS
8+-Home Run Game, Team	6/16/15 vs. PHI (8)
10+-Run Game, Team	3/27/25 at TOR (12)
15+-Run Game, Team	6/20/24 at NYY (17)
20+-Run Game, Team	9/28/00 vs. TOR (23)
Back-to-Back HR	Rutschman/Henderson, 6/5/25 at SEA (6 th inning)
Back-to-Back HR to Start First Inning	Mullins/Henderson, 4/19/25 vs. CIN
Back-to-Back-to-Back HR	Schoop/Davis/Mancini, 8/6/17 vs. DET (1 st inning)
Back-to-Back-to-Back HR to Start First Inning	Flaherty/Hardy/Markakis, 5/10/12 (G1) vs. TEX
2 Back-to-Back HRS, Same Game	Mullins/Henderson (1 st), Laureano/Westburg (7 th) 4/19/25 vs. CIN
Leadoff Home Run	Jackson Holliday, 5/31/25 vs. CWS (Martin)
Walk-Off Win	Anthony Santander (HR), 9/19/24 vs. SF (Walker)
Walk-Off Home Run	Anthony Santander, 9/19/24 vs. SF (Walker)
Walk-Off Grand Slam	Manny Machado, 8/18/17 vs. LAA (Middleton)
Walk-Off Home Run, Eutaw St.	Rio Ruiz, 8/11/19 vs. HOU (Osuna)
Home Run, 15 th Inning or later	Jonathan Villar, 7/25/19 at LAA (Canning)
Home Run, 17 th Inning or later	Adam Jones, 5/6/12 at BOS (McDonald)
Home Run by a Pitcher	Zack Britton, 7/3/11 at ATL (Beachy)
2-Home Run Game by a Pitcher	Milt Pappas, 8/27/61 at MIN (Ramos)
Oriole w/ hit a Home Run for 1 st ML hit	Connor Norby, 6/4/24 at TOR (Pearson)
Oriole w/ 2 Home Runs in One Inning	Mark Trumbo, 4/15/16 at TEX (7 th inning, Pérez, Faulkner)
Oriole w/ 3 Home Runs in Consecutive Innings	Manny Machado, 8/7/16 at CWS (1 st , 2 nd , 3 rd inning, Shields, Albers)
5-Hit Game	Adley Rutschman, 6/21/24 at HOU
6-Hit Game	Cal Ripken, Jr., 6/13/99 at ATL
5-RBI Game	Cedric Mullins, 3/27/25 at TOR
6-RBI Game	Adley Rutschman, 6/9/24 at TB
7-RBI Game	Ryan Mountcastle, 4/11/23 vs. OAK (9)
8-RBI Game	Ryan Mountcastle, 4/11/23 vs. OAK (9)
9-RBI Game	Ryan Mountcastle, 4/11/23 vs. OAK
PITCHING	
Perfect Game	Never
No-Hitter	5/5/21 at SEA (Means)
1-Hitter	5/26/24 at CWS (Bradish, Coulombe, Cano, Kimbrel)
Complete Game	9/23/22 vs. HOU (Kremer)
Shutout	9/23/22 vs. HOU (Kremer)
Team Shutout	5/2/25 vs. KC (Kremer, Cano, Bautista)
Consecutive CG, Pitcher	Sidney Ponson (2), 5/16-22/04
Consecutive Shutouts, Pitcher	Mike Mussina (2), 9/26-10/1/95
Consecutive CG, Team	5/13-14/11 (Guthrie/Bergesen)
Consecutive Shutouts, Team	4/18-19/23 at WSH
10+ Strikeout Game, Pitcher	Charlie Morton (10), 4/3/25 vs. BOS
15+ Strikeout Game, Pitcher	Erik Bedard (15), 7/7/07 at TEX
10+ Strikeout Game, Team	6/12/25 vs. DET (10)
15+ Strikeout Game, Team	5/28/25 vs. STL (16)
4+ Strikeouts in an inning	Mike Cuellar (4), 5/29/70 at CAL
Immaculate Inning	Kevin Gausman, 4/23/18 vs. CLE (7 th inning)
MISCELLANEOUS	
Hit for the Cycle	Cedric Mullins, 5/12/23 vs. PIT (7 th in club history)
Steal of Home	Ryan Mountcastle, 5/30/25 vs. CWS
Position Player to Pitch	Emmanuel Rivera, 5/23/25 at BOS (1.0 IP, 8 H, 8 R, 2 BB, HR)
Triple Play Turned	9/18/22, Bottom 3 rd at TOR (Chapman batting/Kremer pitching)
	Scoring: 6-4-3 (Mateo-Vavra-Aguilar)
Manager Ejection	Brandon Hyde, 4/13/25 vs. TOR (18 th career)
Player Ejection	Ramón Laureano, 5/14/25 (G1) vs. MIN (7 th career)
WINNING SWEEPS	
2-Game, at OPACY	September 26-27, 2023 vs. WSH
2-Game, Road	April 18-19, 2023 at WSH
3-Game, at OPACY	May 30-June 1, 2025 vs. CWS
3-Game, Road	June 3-5, 2025 at SEA
4-Game, at OPACY	July 7-10, 2022 vs. LAA
4-Game, Road	June 7-10, 2024 at TB
Doubleheader	June 25, 2016 vs. TB

2025 OUTFIELD ASSISTS							
Outfielder	1B	2B	3B	HP	TOTAL	ERRORS (F-T)	
Jordyn Adams	-	-	-	-	-	-	
Dylan Carlson	-	2	-	1	3	-	
Colton Cowser	-	-	-	-	-	-	
Cooper Hummel	-	-	-	-	-	-	
Heston Kjerstad	-	4	-	-	4	-	
Ramón Laureano	-	3	-	1	4	2 (1-1)	
Jorge Mateo	-	-	-	-	-	1 (1-0)	
Cedric Mullins	-	-	-	-	-	2 (1-1)	
Ryan O'Hearn	-	-	-	-	-	-	
Tyler O'Neill	1	3	-	1	5	1 (1-0)	
Team Totals	1	12	-	3	16	6 (4-2)	





2025 CATCHING BREAKDOWN							
	Errors		SB	Pick-offs			
Catcher	F-T-C	PB	CCS-ATT	1B-2B-3B	Inn.	ERA	W-L (GS)
Maverick Handley	0-0-1	0	0-11	0-0-0	110.0	4.58	6-6
Adley Rutschman	0-2-0	1	7-37	0-1-0	389.1	5.09	19-26
Gary Sánchez	0-0-0	1	0-2	1-0-0	77.0	5.03	2-7
Chadwick Tromp	0-0-0	0	0-0	0-0-0	10.0	6.30	0-1
Totals	0-2-1	2	7-50	1-1-0	586.1	5.00	27-40

SCORING BY INNING											
	1	2	3	4	5	6	7	8	9	Extras	Totals
OPPONENTS	47	39	42	41	42	23	34	51	23	3	345
ORIOLES	24	29	41	21	28	32	30	36	14	5	260

ORIOLES WHO MADE THEIR MAJOR LEAGUE DEBUT IN 2025			
DATE	PLAYER	STATS	NOTES
5/27 vs. STL	Yamil Hiraldo	1.1 IP, 1 H, 1 K	Entered in 8 th
5/18 vs. WSH	Kade Strowd	1.0 IP, 2 H, R, ER, K	Entered in 9 th
4/29 vs. NYY	Maverick Handley	0-2, 2 K	Def. in 6 th
4/26 (G2) at DET	Grant Wolfram	0.1 IP, 1 H, 1 BB	Final out of 7 th
4/19 vs. CIN	Brandon Young	ND: 4.0+ IP, 7 H, 3 R, 3 ER, 3 BB, 3 K, HR	Game Started
3/30 at TOR	Tomoyuki Sugano	L: 4.0 IP, 4 H, 2 R, 2 ER, 2 BB, 1 K	Game Started

2025 SCHEDULE

G#	DATE	OPP.	W-L	SCORE	WP/LP/SV	REC	POS	GA/GB	ATT.
1	3/27	at TOR	W	12-2	Eflin/Berrios	1-0	T-1 st	+0.5	40,734
2	3/28	at TOR	L	8-2	Gausman/Morton	1-1	T-3 rd	-0.5	26,289
3	3/29	at TOR	W	9-5	Kremer/Lovelady	2-1	2 nd	-0.5	27,005
4	3/30	at TOR	L	3-1	Bassitt/Sugano/Hoffman	2-2	3 rd	-1.5	21,069
5	3/31	vs. BOS	W	8-5	Dominguez/Newcomb	3-2	3 rd	-1.0	45,002*
MARCH TOTALS: 3-2			TEAM ERA: 4.60		TEAM AVG: .305				
	4/1	OFF DAY				3-2	4 th	-1.0	
6	4/2	vs. BOS	L	3-0	Crochet/Eflin/Chapman	3-3	4 th	-1.5	18,146
7	4/3	vs. BOS	L	8-4	Kelly/Morton	3-4	T-4 th	-2.0	16,656
8	4/4	at KC	L	8-2	Lugo/Kremer	3-5	5 th	-2.5	14,196
9	4/5	at KC	W	8-1	Sugano/Wacha	4-5	5 th	-2.5	14,383
10	4/6	at KC	L	4-1	Bubic/Povich/Estévez	4-6	5 th	-2.5	19,098
11	4/7	at AZ	W	5-1	Eflin/Gallen	5-6	T-4 th	-1.5	20,333
12	4/8	at AZ	L	4-3	Kelly/Morton/Martinez	5-7	4 th	-2.0	23,843
13	4/9	at AZ	L	9-0	Pfaadt/Kremer	5-8	5 th	-2.5	22,411
	4/10	OFF DAY				5-8	5 th	-2.5	
	4/11	vs. TOR	**POSTPONED**		Rescheduled for 7/29 (DH)		5-8	5 th	-2.5
14	4/12	vs. TOR	W	5-4	Baker/Francis/Bautista	6-8	T-4 th	-2.0	22,130
15	4/13	vs. TOR	L	7-6 (10)	Hoffman/Bowman	6-9	5 th	-2.5	27,193
	4/14	OFF DAY				6-9	5 th	-2.5	
16	4/15	vs. CLE	L	6-3	Allen/Morton/Clase	6-10	5 th	-3.5	14,203
17	4/16	vs. CLE	W	9-1	Kremer/Williams	7-10	5 th	-3.5	13,964
18	4/17	vs. CLE	W	6-2	Sugano/Bibee	8-10	4 th	-3.5	16,201
19	4/18	vs. CIN	L	8-3	Abbott/Povich	8-11	4 th	-4.5	42,587*
20	4/19	vs. CIN	W	9-5	Dominguez/Greene/Bautista	9-11	4 th	-3.5	28,534
21	4/20	vs. CIN	L	24-2	Rogers/Morton/Wynne	9-12	4 th	-4.5	19,053
	4/21	OFF DAY				9-12	4 th	-4.0	
22	4/22	at WSH	L	7-0	Parker/Kremer	9-13	4 th	-4.0	29,504
23	4/23	at WSH	L	4-3	López/Soto/Finnegan	9-14	5 th	-5.0	22,246
24	4/24	at WSH	W	2-1	Povich/Gore/Bautista	10-14	5 th	-4.5	23,058
	4/25	at DET	**POSTPONED**		Rescheduled for 4/26 (DH)		10-14	5 th	-4.0
25	4/26-1	at DET	L	4-3	Mize/Young/Vest	10-15			28,509
26	4/26-2	at DET	L	6-2	Hurter/Morton	10-16	5 th	-5.0	21,422
27	4/27	at DET	L	7-0	Skubal/Kremer	10-17	5 th	-6.5	28,613
28	4/28	vs. NYY	W	4-3	Sugano/Warren/Bautista	11-17	5 th	-5.5	22,775
29	4/29	vs. NYY	L	15-3	Rodón/Gibson	11-18	5 th	-6.5	22,164
30	4/30	vs. NYY	W	5-4	Baker/Carrasco/Bautista	12-18	5 th	-5.5	22,381
APRIL TOTALS: 9-16			TEAM ERA: 5.64		TEAM AVG: .206				
	5/1	OFF DAY				12-18	5 th	-5.5	
31	5/2	vs. KC	W	3-0	Kremer/Wacha/Bautista	13-18	5 th	-5.5	26,364
32	5/3	vs. KC	L	4-0	Bubic/Sugano	13-19	5 th	-5.5	19,348
33	5/4	vs. KC	L	11-6	Zerpa/Cano	13-20	5 th	-5.5	31,956
	5/5	OFF DAY				13-20	5 th	-5.0	
34	5/6	at MIN	L	9-1	López/Povich	13-21	5 th	-6.0	19,779
35	5/7	at MIN	L	5-2	Coulombe/Morton/Duran	13-22	5 th	-7.0	16,417
36	5/8	at MIN	L	5-2	Jax/Cano/Duran	13-23	5 th	-7.5	17,410
37	5/9	at LAA	W	4-1	Sugano/Hendricks/Bautista	14-23	5 th	-7.5	30,778
38	5/10	at LAA	L	5-2	Kochanowicz/Gibson	14-24	5 th	-7.5	27,975
39	5/11	at LAA	W	7-3	Eflin/Ty. Anderson	15-24	5 th	-8.0	29,460
	5/12	OFF DAY				15-24	5 th	-8.0	
	5/13	vs. MIN	**POSTPONED**		Rescheduled for 5/14 (DH)		15-24	5 th	-7.5
40	5/14-1	vs. MIN	L	6-3	Stewart/Kremer/Duran	15-25	5 th	-8.5	
41	5/14-2	vs. MIN	L	8-6	Funderburk/Cano/Sands	15-26	5 th	-9.0	10,169
42	5/15	vs. MIN	L	4-0	Paddock/Sugano	15-27	5 th	-9.5	30,926
43	5/16	vs. WSH	L	4-3	López/Bautista/Finnegan	15-28	5 th	-10.5	21,171
44	5/17	vs. WSH	L	10-6	Irvin/Gibson	15-29	5 th	-10.5	28,208
45	5/18	vs. WSH	L	10-4	Soroka/Eflin	15-30	5 th	-11.5	37,264
46	5/19	at MIL	L	5-4	Uribe/Cano/Megill	15-31	5 th	-12.0	22,319
47	5/20	at MIL	L	5-2	Henderson/McDermott/Uribe	15-32	5 th	-13.0	22,778
48	5/21	at MIL	W	8-4 (11)	Baker/Alexander	16-32	5 th	-13.0	30,554
	5/22	at BOS	**POSTPONED**		Rescheduled for 5/23 (DH)		16-32	5 th	-13.5
49	5/23-1	at BOS	L	19-5	Whitlock/Dominguez	16-33	5 th	-14.0	31,150
	5/23-2	at BOS	**POSTPONED**		Rescheduled for 5/24 (DH)		16-33	5 th	-13.5
50	5/24-1	at BOS	L	6-5 (10)	Weissert/Soto	16-34	5 th	-14.5	30,958
51	5/24-2	at BOS	W	2-1	Kittredge/Bernardino/Dominguez	17-34	5 th	-14.0	34,604
52	5/25	at BOS	W	5-1	Kremer/Buehler	18-34	5 th	-14.0	36,824
53	5/26	vs. STL	W	5-2	Morton/Fedde/Bautista	19-34	5 th	-14.0	21,717
54	5/27	vs. STL	L	7-4	Matz/Baker/Helsley	19-35	5 th	-15.0	13,779
55	5/28	vs. STL	L	6-4	King/Povich/Helsley	19-36	5 th	-16.0	14,491
	5/29	OFF DAY				19-36	5 th	-16.0	
56	5/30	vs. CWS	W	2-1	Eflin/Burke/Bautista	20-36	5 th	-15.0	22,108
57	5/31	vs. CWS	W	4-2	Kremer/Martin/Bautista	21-36	5 th	-14.0	23,470
MAY TOTALS: 9-18			TEAM ERA: 5.21		TEAM AVG: .250				
58	6/1	vs. CWS	W	3-2	Morton/Houser/Baker	22-36	5 th	-14.0	33,037
	6/2	OFF DAY				22-36	5 th	-14.0	
59	6/3	at SEA	W	5-1	Sugano/Kirby	23-36	5 th	-14.0	21,089
60	6/4	at SEA	W	3-2	Cano/Vargas/Bautista	24-36	5 th	-13.0	19,231
61	6/5	at SEA	W	4-3	Eflin/Woo/Baker	25-36	5 th	-13.0	27,887
62	6/6	at ATH	L	5-4	Sears/Kremer/Miller	25-37	5 th	-14.0	8,424
63	6/7	at ATH	W	7-4	Akin/Severino/Bautista	26-37	5 th	-13.0	9,185
64	6/8	at ATH	L	5-1	Newcomb/Sugano	26-38	5 th	-13.0	8,836
	6/9	OFF DAY				26-38	5 th	-13.0	
65	6/10	vs. DET	L	5-3	Lee/Povich/Vest	26-39	5 th	-14.0	20,291
66	6/11	vs. DET	W	10-1	Eflin/Mize	27-39	5 th	-14.0	18,630
67	6/12	vs. DET	L	4-1	Skubal/Kremer/Vest	27-40	5 th	-15.0	18,800
68	6/13	vs. LAA	7:05 PM		Apple TV+				
69	6/14	vs. LAA	4:05 PM		MASN				
70	6/15	vs. LAA	1:35 PM		MASN				
71	6/16	at TB	7:35 PM		MASN2				
72	6/17	at TB	7:35 PM		MASN2				
73	6/18	at TB	7:35 PM		MASN2				
74	6/19	at TB	7:35 PM		MASN2				
75	6/20	at NYY	7:05 PM		MASN				
76	6/21	at NYY	1:05 PM		MASN				
77	6/22	at NYY	11:35 AM		Roku				
78	6/23	vs. TEX	6:35 PM		MASN				
79	6/24	vs. TEX	6:35 PM		MASN				
80	6/25	vs. TEX	6:35 PM		MASN				
	6/26	OFF DAY							
81	6/27	vs. TB	7:05 PM		Apple TV+				
82	6/28	vs. TB	4:05 PM		MASN				
83	6/29	vs. TB	1:35 PM		MASN				
84	6/30	at TEX	8:05 PM		MASN				
JUNE TOTALS: 6-4			TEAM ERA: 3.07		TEAM AVG: .253				
85	7/1	at TEX	8:05 PM		MASN				
86	7/2	at TEX	8:05 PM		MASN				
	7/3	OFF DAY							
87	7/4	at ATL	7:15 PM		MASN				
88	7/5	at ATL	4:10 PM		MASN2				
89	7/6	at ATL	11:35 AM		Roku				
	7/7	OFF DAY							
90	7/8	vs. NYM	6:35 PM		MASN				
91	7/9	vs. NYM	7:05 PM		MASN				
92	7/10	vs. NYM	1:05 PM		MASN				

	DATE	OPP.	W-L	SCORE	WP/LP/SV	REC	POS	GA/GB	ATT.
93	7/11	vs. MIA	7:05 PM	MASN					
94	7/12	vs. MIA	4:05 PM	MASN					
95	7/13	vs. MIA	1:35 PM	MASN					
	7/14	Home Run Derby (Truist Park - Atlanta, GA)							
	7/15	MLB All-Star Game (Truist Park - Atlanta, GA)							
	7/16-17	All-Star Break							
96	7/18	at TB	7:35 PM	MASN2					
97	7/19	at TB	7:05 PM	MASN2					
98	7/20	at TB	12:10 PM	MASN2					
99	7/21	at CLE	6:40 PM	MASN2					
100	7/22	at CLE	6:40 PM	MASN2					
101	7/23	at CLE	6:40 PM	MASN2					
102	7/24	at CLE	1:10 PM	MASN					
103	7/25	vs. COL	7:05 PM	MASN					
104	7/26	vs. COL	7:05 PM	MASN					
105	7/27	vs. COL	1:35 PM	MASN					
106	7/28	vs. TOR	6:35 PM	MASN					
107	7/29-1	vs. TOR	12:35 PM	MASN					
108	7/29-2	vs. TOR	6:35 PM	MASN					
109	7/30	vs. TOR	12:35 PM	MASN					
JULY TOTALS:		0-0	TEAM ERA: ---		TEAM AVG: ---				
110	8/1	at CHC	2:20 PM	MASN2					
111	8/2	at CHC	2:20 PM	MASN2 FS1*					
112	8/3	at CHC	2:20 PM	MASN2					
113	8/4	at PHI	6:45 PM	MASN					
114	8/5	at PHI	6:45 PM	MASN					
115	8/6	at PHI	12:35 PM	MASN					
	8/7	OFF DAY							
116	8/8	vs. ATH	7:05 PM	MASN					
117	8/9	vs. ATH	7:05 PM	MASN					
118	8/10	vs. ATH	1:35 PM	MASN					
	8/11	OFF DAY							
119	8/12	vs. SEA	6:35 PM	MASN					
120	8/13	vs. SEA	6:35 PM	MASN					
121	8/14	vs. SEA	1:05 PM	MASN2					
122	8/15	at HOU	8:10 PM	MASN2					
123	8/16	at HOU	7:10 PM	MASN2					
124	8/17	at HOU	2:10 PM	MASN					
125	8/18	at BOS	7:10 PM	MASN					
126	8/19	at BOS	7:10 PM	MASN					
	8/20	OFF DAY							
127	8/21	vs. HOU	7:15 PM	FOX					
128	8/22	vs. HOU	7:05 PM	MASN					
129	8/23	vs. HOU	7:05 PM	MASN					
130	8/24	vs. HOU	1:35 PM	MASN					
131	8/25	vs. BOS	6:35 PM	MASN					
132	8/26	vs. BOS	6:35 PM	MASN					
133	8/27	vs. BOS	6:35 PM	MASN					
134	8/28	vs. BOS	1:05 PM	MASN					
135	8/29	at SF	10:15 PM	MASN2					
136	8/30	at SF	7:15 PM	FOX					
137	8/31	at SF	4:05 PM	MASN2					
AUGUST TOTALS:		0-0	TEAM ERA: ---		TEAM AVG: ---				
138	9/1	at SD	6:40 PM	MASN2					
139	9/2	at SD	9:40 PM	MASN2					
140	9/3	at SD	4:10 PM	MASN2					
	9/4	OFF DAY							
141	9/5	vs. LAD	7:05 PM	MASN					
142	9/6	vs. LAD	7:05 PM	MASN					
143	9/7	vs. LAD	1:35 PM	MASN					
	9/8	OFF DAY							
144	9/9	vs. PIT	6:35 PM	MASN					
145	9/10	vs. PIT	6:35 PM	MASN					
146	9/11	vs. PIT	1:05 PM	MASN					
147	9/12	at TOR	7:07 PM	MASN2					
148	9/13	at TOR	3:07 PM	MASN2					
149	9/14	at TOR	1:37 PM	MASN2					
150	9/15	at CWS	7:40 PM	MASN2					
151	9/16	at CWS	7:40 PM	MASN2					
152	9/17	at CWS	2:10 PM	MASN2					
153	9/18	vs. NYY	7:15 PM	FOX					
154	9/19	vs. NYY	7:05 PM	MASN					
155	9/20	vs. NYY	7:05 PM	MASN					
156	9/21	vs. NYY	1:35 PM	MASN					
	9/22	OFF DAY							
157	9/23	vs. TB	6:35 PM	MASN2					
158	9/24	vs. TB	6:35 PM	MASN2 FS1*					
159	9/25	vs. TB	1:05 PM	MASN					
160	9/26	at NYY	7:05 PM	MASN					
161	9/27	at NYY	1:05 PM	MASN					
162	9/28	at NYY	3:05 PM	MASN					
SEPTEMBER TOTALS:		0-0	TEAM ERA: ---		TEAM AVG: ---				
*Indicates home sellout									
^Indicates out-of-market broadcast									
Pitchers in CAPS indicates complete game									
All times listed are Eastern									
MASN and MASN2 games can also be streamed locally via MASN+									
All games broadcast on the Orioles Radio Network and 98 Rock 97.9 FM/HD2 & WBAL NewsRadio 1090 AM/101.5 FM									
<div><div><div></div><div></div></div><div><div></div><div></div></div></div>									
DELAYS & POSTPONEMENTS									
DATE	OPPONENT	Reason)	TIME (Delay)		RESULT				
5/28	vs. STL	(rain)	0:31 (top 1 st)		L, 6-4				
5/24 (G1)	at BOS	(rain)	0:26 (top 1 st)		L, 6-5				
5/23 (G2)	at BOS	(rain)	Postponed		Rescheduled for a DH on 5/23				
5/22	at BOS	(rain)	Postponed		Rescheduled for a DH on 5/23				
5/16	vs. WSH	(inclement weather)	0:12 (top 1 st)		L, 4-3				
5/13	vs. MIN	(inclement weather)	Postponed		Rescheduled for a DH on 5/14				
5/3	vs. KC	(rain)	0:57 (top 2 nd)		L, 4-0				
4/25	at DET	(inclement weather)	Postponed		Rescheduled for a DH on 4/26				
4/11	vs. TOR	(rain)	Postponed		Rescheduled for a DH on 7/29				
TOTAL TIME OF DELAYS: 2:06 (21:58 in 2024)									
COLDEST GAME TIME TEMPERATURE: 45 degrees, April 5 at Kansas City (W, 8-1)									
WARMEST GAME TIME TEMPERATURE: 89 degrees, 2x, last: May 11 at Los Angeles-AL (W, 7-3)									