



GAME NOTES

WORLD CHAMPIONS: 1983, 1970, 1966 • AL CHAMPIONS: 1979, 1971, 1969 • AL EAST CHAMPIONS: 2023, 2014, 1997, 1974, 1973 • AL WILDCARD: 2024, 2016, 2012, 1996

BALTIMORE ORIOLES (45-57) vs. COLORADO ROCKIES (26-76)

RHP Dean Kremer (8-7, 4.06) vs. LHP Kyle Freeland (2-10, 5.19)

Friday, July 25, 2025 • 7:05 p.m. ET • Oriole Park at Camden Yards • Baltimore, MD

TV: MASN • Radio: 98 Rock 97.9 FM/HD2 & WBAL NewsRadio 1090 AM/101.5 FM

Game No. 103

Home Game No. 48

O's AT A GLANCE	
Overall	45-57
Home	22-25
Road	23-32
Day	22-23
Night	23-34
Current Streak	W1
Last 5 Games	2-3
Last 10 Games	3-7
March	3-2
April	9-16
May	9-18
June	16-11
July	8-10
August	-
September	-
vs. LHSP	13-17
vs. RHSP	32-40
Series Opener	17-16
Series Opener at Home	10-6
Series Opener on Road	7-10
By Series	9-20-4
By Home Series	6-9-1
By Road Series	3-11-3
Rubber Games	5-12
Sweeps/Were Swept	4-4
Scored First	33-19
Opponent Scored First	12-38
1-run games	13-12
Comeback Wins	19-26
Last AB Wins	4-11
Walkoff Wins	0-1
Extra Innings	3-4
Led After 6	37-7
Led After 7	39-7
Led After 8	43-0
Tied After 6	4-6
Tied After 7	4-5
Tied After 8	2-5
Behind After 6	4-44
Behind After 7	2-45
Behind After 8	0-52
vs. AL Teams	34-41
vs. AL East	14-15
vs. AL Central	9-19
vs. AL West	11-7
vs. NL Teams	11-16
vs. NL East	7-8
vs. NL Central	3-6
vs. NL West	1-2
Hit 0 HR	8-27
Hit 1+ HR	37-30
Hit 2+ HR	20-11
Scored 3 or Fewer Runs	10-41
Scored 4 or More Runs	35-16
Allowed 3 or Fewer Runs	34-3
Allowed 4 or More Runs	11-54
More Hits than Opponent	31-10
Fewer Hits than Opponent	13-43
Committed No Errors	32-27
Committed 1 or More Errors	13-30
Starter Goes at least 5 inn	36-28
Starter Goes at least 6 inn	24-9
Starter Goes at least 7 inn	8-3

BIRDLAND BITES: The Orioles begin a six-day, seven-game homestand tonight against the Rockies (3 games) and Blue Jays (4 games)...The Birds are coming off a 2-5 road trip through Tampa Bay (1-2) and Cleveland (1-3)...The O's have lost seven of the last nine games since July 12 after winning six of seven from July 4-11 and have fallen 15.5 games behind the Blue Jays in the AL East and 9.0 games back of a Wild Card spot.

⚾ Baltimore avoided a four-game sweep at the hand of Cleveland yesterday with a 4-3 win, improving to 14-6 in day games since May 25 after opening the season 8-17 in such contests.

⚾ Prior to yesterday's win, the O's had dropped each of their last three one-run affairs, including one the night prior (3-2).

⚾ Entering play tonight, Baltimore has scored at least three runs in nine straight games against Colorado, its longest active streak against any single opponent, per *Stats Perform*.

ROSTER MOVES: Earlier today, Baltimore acquired right-handed minor league pitchers **Wellington Arcana** and **Cameron Foster** from the New York Mets in exchange for left-handed pitcher **Gregory Soto**.

⚾ **INF Jeremiah Jackson** had his contract selected from Triple-A Norfolk to fill Soto's place on the active roster...His first appearance will mark his major league debut.

DEALIN' DEAN: In six starts since June 17, **Dean Kremer** is 3-0 with a 2.00 ERA (8 ER/36.0 IP), a .203 opponent average (26-for-128), and a 0.97 WHIP with 33 strikeouts against nine walks.

⚾ Has has thrown 7.0 innings in back-to-back starts for the second time this season (also 5/2-8) and can do so in three straight for the first time in his career this evening.

⚾ Tonight, Kremer can become the third Oriole starter in franchise history to work 7.0+ innings and allow three hits or fewer in three straight outings, joining **Erik Bedard** (7/7-20/07) and **Tom Phoebus** (9/28/69-4/17/70).

⚾ He has thrown 7.0 innings in each of his last three home appearances (2 GS) since June 12, recording a 1.71 ERA (4 ER/21.0 IP)...He can become the first Oriole to throw 7.0+ innings in four straight home appearances since **Ubaldo Jiménez** (5 G, 4/11-5/27/15).

LEFT-SIDE STORY: Tonight, the Orioles are scheduled to face a left-handed starter for the third time in four games...Baltimore has posted a .6209 OPS against left-handed pitching this season, third lowest in MLB ahead of Texas (.6208 OPS) and Pittsburgh (.609 OPS)...That number drops to .612 against left-handed starting pitchers, second lowest in MLB ahead of Texas (.584 OPS)...Baltimore's .728 OPS against righties ranks 16th in the majors.

⚾ Since June 11, however, Baltimore owns a .718 OPS off southpaws after having an MLB-low .555 OPS entering that stretch.

THE RAMÓN EMPIRE: **Ramón Laureano** has reached base safely in 21 straight games at Camden Yards since May 14 (G2), slashing .392/.465/.608 (29-for-74) with seven doubles, three home runs, and 15 RBI during that stretch...It marks the longest home on-base streak by an Oriole since **Gunnar Henderson's** 21-game stretch from May 15-June 29, 2024...The last Bird to reach safely in 22 straight at Camden Yards was **Adley Rutschman** (25 G, 6/24-8/25/23).

⚾ Overall, he has homered in three of his last four games...In 45 games since May 14, is slashing .315/.375/.545 (52-for-165) with 11 doubles, nine home runs, and 35 RBI.

⚾ Laureano has reached base safely in all 11 of his career starts against the Rockies, including hits in nine of the starts, batting .342 (13-for-38) with two homers and six RBI.

RUN AND GUNN: **Gunnar Henderson** is batting .306/.381/.475 (49-for-160) with 11 doubles, two triples, four home runs, 22 runs scored, and 21 RBI in 45 games since June 1...During that time, he ranks among AL leaders in batting average (9th) and on-base percentage (10th).

⚾ During the 45-game period, Henderson is batting .316 (24-for-76) off fastballs (4-seam, 2-seam, cutter), compared to .284 (23-for-81) on all other offerings.

⚾ Henderson currently leads Baltimore in hits (100), doubles (22), and triples (4)...He is looking to become the first Oriole to do so in consecutive seasons since **Brooks Robinson** (1960-62), per *Stats Perform*.

MILESTONE WATCH: **Cedric Mullins** is one home run shy of 100 for his career...With his next long ball, he would become the third player in team history (since 1954) to hit 100+ home runs and steal 100+ bases (currently at 138 SB), joining **Brady Anderson** (209 HR, 307 SB) and **Paul Blair** (126 HR, 167 SB).

FIREMEN: Baltimore relievers own an MLB-best 20.1 percent inherited scored rate (30 IRS/149 IR), ahead of New York-AL (25.9%)...**Keegan Akin** (4.2%, 1 IRS/24 IR) and **Seranthony Dominguez** (5.0%, 1 IRS/20 IR) have the two best inherited runners scored percentage in the majors.

⚾ Both Akin's and Dominguez's marks would set the single season franchise record (since 1954), currently held by **Mark Thurmond** (10.5%, 1988)...Since 1974, only five relievers have finished a full season with an inherited scored rate below 5.0 percent during the year (excluding 2020, 1981, 1995, & 1994): SF's Josh Osich in 2016 (4.7%), HOU's Wilton Lopez in 2010 (3.0%), and AZ's Jorge De La Rosa in 2017 (3.0%).

⚾ As a club, the 20.1 percent mark would be the lowest in a full-season in franchise history, ahead of 2014 (24.8%).

CRAZY 8'S: The Orioles have won their last 115 games when leading at the end of the 8th inning, tied for the second-longest streak in franchise history (June 2004-September 2005)...Baltimore's longest run was from May 1997-September 1998 (135 straight), per *Stats Perform*.

⚾ The Birds are one of four teams in 2025 that have yet to win a game when trailing after eight innings, joining the Mets, Pirates, and White Sox...Baltimore's last such victory came on May 15, 2024 vs. Toronto (trailed 2-1, won 3-2).

WE WILL ROCK YOU: The O's and Rockies open a three-game set tonight at Camden Yards...The all-time series record between Baltimore and Colorado is tied, 12-12, with the Orioles holding an 8-7 advantage at Camden Yards.

⚾ The 24 games against Colorado are tied for third fewest against any opponent in franchise history (also CIN, SF, STL), ahead of the Dodgers (21 G) and Cubs (22 G).

⚾ Orioles First Base Coach **Anthony Sanders** held multiple roles in Colorado's minor league system from 2007-17 before serving as the Rockies Outfield and Baserunning Coordinator from 2018-19.

⚾ Rockies Television Broadcaster **Jeff Huson** played in 79 games with the Orioles from 1995-96.

O's vs. ROCKIES	
Current Streak	W1
2024 Record	2-1
at Oriole Park at Camden Yards	--
at Coors Field	2-1
All-Time <i>(since 1993)</i>	12-12
at Home	8-7
on Road	4-5
<i>*Teams first met in regular season in 2004</i>	
2025 Schedule	
Date	Score Win/Loss/Save
7/25	7:05 p.m. ET
7/26	7:05 p.m. ET
7/27	1:35 p.m. ET

O's AT HOME	
Record	22-25
Team AVG/OBP/SLG	.251/.311/.436
Fielding Errors	22
Team ERA	5.13 (243 ER/426.0 IP)
Starters ERA	5.38 (140 ER/234.1 IP)
Bullpen ERA	4.84 (103 ER/191.2 IP)
Saves/Opps	12/17
Best Homestand	.667 (4-2), 2x, last: 6/10-15
Worst Homestand	.000, 5/13-18 (0-6)

COUTING ON KREMER	
Lowest ERA in AL, Since June 17	
1. Framber Valdez (HOU)	1.66
2. Bryan Woo (SEA)	1.88
3. Joe Ryan (MIN)	1.98
4. Dean Kremer (BAL)	2.00
5. Trevor Rogers (BAL)	2.06

FRIENDLY CONFINES	
Lowest Home ERA, AL (Min. 45.0 IP)	
1. Framber Valdez (HOU)	1.66
2. Jacob deGrom (TEX)	1.91
3. Dean Kremer (BAL)	2.00
4. Max Fried (NYY)	2.24
5. Yusei Kikuchi (LAA)	2.26

HOME SWEET HOME	
Longest Home On-Base Streak, MLB (Active)	
1. Brent Rooker (ATH)	27 G
2. Ramón Laureano (BAL)	21 G
3. Junior Caminero (TB)	19 G
4. Geraldo Perdomo (AZ)	16 G
5. Tyler Freeman (COL)	15 G

RISPY BUISNESS	
Highest Batting Average with Runners in Scoring Position Since June 1	
1. Gunnar Henderson (BAL)485
Xavier Edwards (MIA)485
3. Nolan Schanuel (LAA)444
4. Nick Kurtz (ATH)424
5. Elly De La Cruz (CIN)415

UPCOMING MILESTONES	
Colton Cowser	9 RBI shy of 100
Andrew Kittredge	2 K shy of 300
Cedric Mullins	1 HR shy of 100

THIS DATE IN O'S HISTORY	
July 25, 1958 - The Orioles score seven runs in the third inning and Arnie Portocarrero pitches his sixth straight complete game win, his 10 th victory of the season, to beat the Athletics, 8-3, at Kansas City.	

UPCOMING SCHEDULE					
DATE	OPPONENT	TIME	ORIOLES STARTER	OPPONENT STARTER	TV
July 26	COLORADO	7:05 p.m. ET	LHP Trevor Rogers (3-1, 1.74)	RHP Antonio Senzatela (4-13, 6.41)	MASN
July 27	COLORADO	1:35 p.m. ET	RHP Tomoyuki Sugano (7-5, 4.54)	LHP Austin Gomber (0-4, 6.03)	MASN
MASN and MASN2 games can also be streamed locally via MASN+ ...All games broadcast on the Orioles Radio Network and 98 Rock 97.9 FM/HD2 & WBAL NewsRadio 1090 AM/101.5 FM					

#64 DEAN KREMER RHP



8-7, 4.06 ERA

HT: 6-2 WT: 210
DOB: 1/7/96 Age: 29
Bats: R Throws: R

PITCH TYPE (2025)	USAGE	AVG. VELOCITY
Fastball	26.2%	93.4 mph
Splitter	20.3%	82.0 mph
Cutter	19.6%	87.0 mph
Sinker	19.3%	92.9 mph
Curveball	14.5%	78.5 mph
Slider	0.2%	83.9 mph

QUICK HITS: Set to make his 21th appearance (20th GS) of the 2025 campaign...On June 12 vs. Detroit, he became the first Orioles pitcher to throw at least 7.0 innings in relief since Aaron Brooks on September 20, 2019 vs. Seattle and the first Orioles pitcher to throw 105+ pitches out of the bullpen since Jason Johnson on August 29, 2000 vs. Detroit (111 P)....Recorded his 500th strikeout on June 17 at Tampa Bay...Stockton, Calif. native was acquired by the Orioles from the Dodgers on July 18, 2018 along with INF Breyvic Valera, OF Yusniel Diaz, RHP Zach Pop, and INF Rylan Bannon in exchange for INF Manny Machado...Recently announced his intention to play for Team Israel in the 2026 World Baseball Classic, marking his third appearance on Israel's roster in the WBC (also 2023 & 2017).

LAST TIME OUT: Did not factor in the decision on July 19 vs. Tampa Bay after spinning a season-high-tying 7.0 innings (6x, last: 7/11 vs. MIA), allowing one run on a season-low-tying three hits (5x, last: 7/11 vs. MIA) with three walks and six strikeouts...All three hits allowed were to right-handed hitters...Rays lefties went 0-for-15 with two walks and six strikeouts against him...Was his sixth quality start of the season, which is tied for second on the team with Zach Eflin, trailing Tomoyuki Sugano (7).

⚡ Kremer has thrown at least 7.0 innings and allowed three or fewer hits in consecutive starts for the second time this season (last: 5/2-8 at KC, MIN)...The last Oriole to record multiple streaks of 7.0 IP and three or fewer hits was Bob Milacki during the 1989 season (8/15-19/89 and 5/28-6/2/89)...The last Oriole to record three straight starts of at least 7.0 IP and three or fewer hits was Érik Bédard from 7/7-7/20/07.

⚡ Has walked at least one batter in 14 straight starts, marking the second-longest such streak of his career, trailing a 20-game run from April 13-September 11, 2024.

⚡ In 13 starts since the beginning of May, Kremer is 6-2 with a 2.78 ERA (24 ER/77.2 IP)...Was 2-4 with a 7.04 ERA (24 ER/30.2 IP) through his first six starts.

AIN'T NO (ROCKY) MOUNTAIN HIGH ENOUGH: Did not factor in the decision in his only previous appearance at the Rockies on August 31, 2024, allowing four earned runs on six hits and one walk with three strikeouts in 3.1 innings.

⚡ Owns a 1-5 record with a 5.95 ERA (28 ER/42.1 IP) in eight career starts against NL West foes...Marks his second-highest ERA against any division (highest: NL Central, 6.18 ERA).

HOME COOKING: Kremer has posted a 2.00 ERA (10 ER/45.0 IP) in seven games (6 GS) at Camden Yards this season...In the five home starts, he has a 1.42 ERA (6 ER/38.0 IP)...His 1.42 ERA ranks second in MLB among pitchers with at least six home starts, trailing TEX's Tyler Mahle (0.82 ERA).

⚡ Kremer currently owns a 18.0 scoreless inning streak at home dating to June 12 vs. Detroit...Marks the longest scoreless inning streak at home by an Oriole since Grayson Rodriguez from August 22-September 27, 2023 (21.0 IP)...Is one of 10 pitchers this season with a home scoreless inning streak of at least 18.0 IP.

WE'RE HALFWAY THERE: In his career, Kremer has posted a 3.59 ERA (94 ER/235.1 IP) in the second half compared to a 4.63 ERA (186 ER/361.1 IP) in the first half.

⚡ Last season, Kremer posted a 3.82 ERA (28 ER/66.0 IP) in the second half compared to a 4.38 ERA (31 ER/63.2 IP) in the first half.

SEVENTH HEAVEN: Kremer has thrown at least 7.0 innings in a career-high six games this season, surpassing his career high of four in 2022 & 2023...Only went beyond six innings three times last season.

⚡ Kremer is one of seven pitchers in the AL and one of 13 pitchers league wide to throw at least 7.0 innings in six or more games this season.

THROWIN' CHEDDAR: Over his past six starts, Kremer is holding opposing batters to an .080/.207/.160 (2-for-25) clip off his four-seam fastball...The .080 batting average against his fastball since June 17 ranks third in MLB (min. 100 P), trailing CLE's Erik Sabrowski (.000) and SEA's George Kirby (.065).

⚡ Kremer's fastball usage this season (26.2%) is the lowest total of his career and down 6.0 percent from last season (32.2%).

FIRST THINGS FIRST: Has recorded a career-high 67.2 first pitch strike percentage, up 4.6 percent from last season (62.6%)...Ranks fourth in the American League, trailing DET's Tarik Skubal (69.8%), KC's Seth Lugo (68.8%), and TOR's Kevin Gausman (68.3%).

2025 & CAREER SPLITS

2025						CAREER					
	W-L	ERA	G/S	IP	ER		W-L	ERA	G/S	IP	ER
Home	5-2	2.00	7/6	45.0	10		20-16	3.97	57/55	313.0	138
Road	3-5	5.37	13/13	70.1	42		18-21	4.52	58/58	302.1	152
Day	4-3	4.61	10/10	56.2	29		11-13	4.44	40/40	213.0	105
Night	4-4	3.53	10/9	58.2	23		27-24	4.14	75/73	402.1	185

	AVG	AB	H	HR	BB	K		AVG	AB	H	HR	BB	K
vs. Left	.269	253	68	9	13	51		.254	1093	278	46	115	260
vs. Right	.238	193	46	5	17	43		.250	1274	318	41	92	270
TOTALS	.256	446	114	14	30	94		.252	2367	596	87	207	530

RUN SUPPORT (as starter in '25)	RUNS ALLOWED BY INNING IN 2025	MISCELLANEOUS 2025 STATS
0 Runs 3	1 st 9	WHIP 1.25
1 Run 1	2 nd 7	K/9 7.34
2 Runs 4	3 rd 9	BB/9 2.34
3 Runs 4	4 th 13	QS 6
4 Runs 3	5 th 11	#P/IP 15.9
5 Runs 3	6 th 4	Opponents
6 Runs --	7 th 1	AVG:256
7 Runs --	8 th 0	OBP:303
8 Runs 1	9 th --	SLG:415
9 Runs --	Total 54	OPS:718
10+ Runs..... --		
Total 56		
RSA/9 4.65		

2025 HIGHS

Innings: 7.0, 6x, last: 7/19 vs. TB
Hits: 11, 4/22 at WSH
Runs: 6, 2x, last: 4/22 at WSH
Earned Runs: 6, 4/9 at AZ
Strikeouts: 8, 2x, last: 6/12 vs. DET
Walks: 4, 4/27 at DET
Home Runs: 3, 4/9 at AZ
Winning Streak: 2, 5/25-31
Losing Streak: 2, 3x, last: 6/6-12
Shortest Start: 4.1 IP, 2x, last: 7/5 at ATL
Pitches Thrown: 105, 6/12 vs. DET
Low-Hit CG: --

CAREER HIGHS

Innings: 9.0, 9/23/22 vs. HOU
Hits: 11, 2x, last: 4/22 at WSH
Runs: 8, 4/13/24 vs. MIL
Earned Runs: 7, 2x, last: 6/30/23 vs. MIN
Strikeouts: 10, 3x, last: 5/12/24 vs. AZ
Walks: 5, 3x, last: 8/8/24 at TOR
Home Runs: 3, 3x, last: 4/9/25 at AZ
Winning Streak: 3, 5x, last: 8/14-9/6/24
Losing Streak: 9, 9/23/20-6/5/22
Shortest Start: 0.1 IP, 6/24/21 at TOR
Pitches Thrown: 106, 9/23/22 vs. HOU
Low-Hit CG: 4, 9/23/22 vs. HOU

KREMER vs. COL

PLAYER	AVG	AB	H	HR	RBI
Amador	.—	—	—	—	—
Arcia	.—	—	—	—	—
Beck	.000	2	0	0	0
Doyle	.500	2	1	0	0
Farmer	.667	3	2	0	0
Fernández	.—	—	—	—	—
Freeman	.—	—	—	—	—
Goodman	.—	—	—	—	—
Moniak	.286	7	2	1	1
Nola	.—	—	—	—	—
Toglia	.000	2	0	0	0
Tovar	.000	2	0	0	0

FREELAND vs. BAL

PLAYER	AVG	AB	H	HR	RBI
Carlson	.125	8	1	0	0
Cowser	.—	—	—	—	—
Henderson	.500	2	1	0	1
Holliday	.—	—	—	—	—
A. Jackson	.000	3	0	0	0
J. Jackson	.—	—	—	—	—
Laureano	.400	5	2	0	1
Mayo	.—	—	—	—	—
Mullins	.—	—	—	—	—
O'Hearn	.—	—	—	—	—
O'Neill	.400	10	4	0	2
Stallings	.000	4	0	0	0
Uriás	.—	—	—	—	—
Westburg	.333	3	1	0	0

KREMER'S 2025 GAMES

DATE	OPP	SCORE	WHEN LEFT	DEC	IP	H	R	ER	BB	K	HR	PIT	STR
3/29	at TOR	9-5	8-5	W	5.1	5	5	5	2	6	1	81	56
4/4	at KC	2-8	2-3	L	4.1	8	3	2	0	1	0	88	63
4/9	at AZ	0-9	0-5	L	4.2	8	6	6	1	4	3	85	58
4/16	vs. CLE	9-1	4-1	W	5.1	4	1	1	1	2	1	96	61
4/22	at WSH	0-7	0-6	L	5.1	11	6	5	0	4	2	101	67
4/27	at DET	0-7	0-4	L	5.2	4	5	5	4	3	0	97	59
5/2	vs. KC	3-0	3-0	W	7.0	3	0	0	1	2	0	82	56
5/8	at MIN	2-5	2-2	ND	7.0	3	2	2	2	8	1	86	57
5/14 (G1)	vs. MIN	3-6	3-4	L	5.2	7	4	4	2	4	2	95	66
5/19	at MIL	4-5	1-4	ND	5.1	9	4	4	2	6	0	97	63
5/25	at BOS	5-1	3-0	W	5.1	7	0	0	1	4	0	95	62
5/31	vs. CWS	4-2	4-1	W	6.0	6	1	1	2	7	0	102	64
6/6	at ATH	4-5	4-5	L	5.1	8	5	5	1	2	0	82	51
6/12	vs. DET	1-4	1-4	L	7.0	5	4	4	2	8	2	105	69
6/17	at TB	5-1	3-1	W	5.0	4	1	1	2	4	0	81	51
6/22	at NY Yankees	2-4	2-1	ND	5.2	5	1	1	1	7	0	85	57
6/29	vs. TB	5-1	5-0	W	7.0	3	0	0	1	6	0	93	68
7/5	at ATL	9-6 (10)	5-5	ND	4.1	8	5	5	1	3	2	87	53
7/11	vs. MIA	5-2	5-0	W	7.0	3	0	0	1	7	0	99	64
7/19	at TB	4-3	2-1	ND	7.0	3	1	1	3	6	0	98	63
TOTALS				8-7	115.1	114	54	52	30	94	14	1835	1208 (65.8%)

**Italics indicate relief appearance*

TOMORROW'S STARTER: LHP TREVOR ROGERS (3-1, 1.74)

LAST TIME OUT: Earned his third victory of the season on July 20 at Tampa Bay, allowing two runs on five hits (1 HR) with three strikeouts against two walks in 6.0 innings...Marked his third consecutive start of at least 6.0 innings and his first such streak since June 15-27, 2024 with Miami.

vs. COLORADO: Will be making his third career start opposite Colorado...Owns a 1-0 record with a 5.06 ERA (6 ER/10.2 IP), 1.31 WHIP, and 10 strikeouts against six walks in two previous starts against the club...Last faced the Rockies on June 1, 2022 (w/Miami), allowing five runs on five hits (1 HR) with five walks and two strikeouts in 3.2 innings.



PITCHER	LAST OUTING	DEC.	IP	H	R	ER	BB	K	RETIRED/1 ST BF	IR/SCORED	SV/OPP	INNINGS-HIGH	STRIKEOUTS-HIGH
Cano	7/23 at CLE	ND	1.0	0	0	0	0	0	27/41	10/3	1/3	1.1 (4/13 vs. TOR)	3 (2x, last: 6/21 at NYY)
Domínguez	7/24 at CLE	HLD	1.0	2	0	0	0	2	29/42	20/1	2/5	1.2 (2x, last: 6/30 at TEX)	3 (4x, last: 6/30 at TEX)
Kittredge	7/23 at CLE	ND	1.0	0	0	0	0	0	23/27	6/2	--	2.0 (6/21 at NYY)	2 (5x, last: 6/21 at NYY)
Martin	7/24 at CLE	HLD	0.1	0	0	0	0	0	3/4	5/0	--	1.1 (7/2 at TEX)	2 (7/2 at TEX)
Selby	7/23 at CLE	L	1.0	2	1	1	1	1	6/8	5/1	--	2.0 (6/16 at TB)	5 (6/16 at TB)
Strowd	6/28 vs. TB	ND	1.1	1	1	1	1	1	2/3	-/-	--	2.0 (6/27 vs. TB)	1 (3x, last: 6/28 vs. TB)
Wolfram	7/21 at CLE	ND	2.0	4	4	4	3	2	2/6	2/2	--	2.0 (2x, last: 7/21 at CLE)	4 (7/10 [G1] vs. NYM)
2025 TOTALS	4.74 ERA	14-20	383.1	372	221	202	176	408	254/356	149/30	25/38	7.0 (Kremer, 6/12 vs. DET)	8 (Kremer, 6/12 vs. DET)

78 • YENNIER CANO • RHP

1-5 • 1 SV • 4.54 ERA • 41 G

WHIP: 1.37

K/9: 9.34

BB/9: 3.03

vs. ALL: .274 (37-for-135)

vs. LHB: .305 (18-for-59)

vs. RHB: .250 (19-for-76)

👤 Tossed a perfect seventh inning on 7/23 at CLE...Pitched on consecutive days for the second time this month and seventh time this season (last: 7/5-6 at ATL)

👤 Is one of 13 MLB relievers with at least five losses this season

👤 On 7/5 at ATL, secured his first save since 8/3/24 at CLE

👤 Opponents are batting .304 (14-for-46) against him with no outs and 6-for-18 (.333) with runners in scoring position and two outs

👤 Has limited opponents to a .213 (13-for-61) clip with a homer and 13 strikeouts against his sinker, while opponents are hitting .438 (14-for-32) with five extra-base hits (3 2B, 2 HR) off his changeup

👤 Is holding opposing hitters to a .175 average (7-for-40) and .375 OPS when ahead in the count compared to a .441 average (15-for-34) and 1.263 OPS when behind

👤 Recalled from Triple-A Norfolk on 7/2...Marked his first stint in the minors since 4/13/23

👤 One through three-hole batters have gone 18-for-57 (.316) while eight and nine-hole hitters are 10-for-32 (.313)...Batters in the four through seven holes are 9-for-46 (.196) off him

56 • SERANTHONY DOMÍNGUEZ • RHP

2-3 • 2 SV • 3.32 ERA • 42 G

WHIP: 1.35

K/9: 11.73

BB/9: 5.31

vs. ALL: .211 (31-for-147)

vs. LHB: .296 (21-for-71)

vs. RHB: .132 (10-for-76)

👤 Recorded his 13th hold of the season on 7/24 at CLE after allowing two hits with two strikeouts in 1.0 scoreless frame...Snapped a season-high three-game streak without recording a strikeout from 7/12-22 (2.1 IP)

👤 Has allowed seven runs (3 ER) in 10 appearances (10.0 IP) since 6/24...Did not yield a run in 12 games (12.2 IP) before this stretch from 5/26-6/22

👤 His .132 (10-for-76) clip against right-handed batters is the third lowest in the majors (min. 70 BF) behind MIN's Brock Stewart (.108) and TEX's Shawn Armstrong (.126)...On 7/6 at ATL, earned the save but allowed a homer to Sean Murphy on an 0-2 pitch, his first surrendered to a righty this season

👤 His 5.0 percent inherited runner scored rate (1 IRS, 20 IR) is second lowest in MLB behind teammate Keegan Akin (4.2%)

👤 His .135 (7-for-52) opponent average with runners in scoring position is the seventh lowest in MLB (min. 50 BF)

👤 The 55.6 percent whiff rate on his sweeper is the sixth best on a single pitch in the majors this year (min. 100 P)

👤 His 14.0 percent walk rate is the seventh highest among AL relievers

👤 Did not allow an earned run in a career-high-tying 15 straight games from 5/26-6/30 (also 4/18 [G1] -5/21/23)

👤 Has allowed a .302/.413/.524 (19-for-63) slash line to opposing hitters with the bases empty compared to a .143/.250/.167 (12-for-84) with runners on base

39 • ANDREW KITTREDGE • RHP

1-1 • 3.62 ERA • 27 G

WHIP: 1.10

K/9: 8.23

BB/9: 2.30

vs. ALL: .223 (23-for-103)

vs. LHB: .259 (14-for-54)

vs. RHB: .184 (9-for-49)

👤 Spun a perfect sixth inning on 7/23 at CLE...Pitched on consecutive days for the fifth time this season (last: 7/10 [G2]-11 vs. NYM, MIA)

👤 His 16 appearances since 6/21 are the most in the majors during that time

👤 Tossed six consecutive perfect outings from 6/30-7/10 (G2)

👤 Has limited right-handed hitters to a .160 (4-for-25) clip in 12 outings since 6/23, though two of his last five hits allowed to righties since 6/21 have been homers

👤 Holding the opposition to a .191 (13-for-68) average with zero and one outs, compared to .286 (10-for-35) with two outs

👤 Opponents are 4-for-23 (.174) with zero extra-base hits on his sinker

👤 Nine of his 12 runs surrendered this season came in an eight-game stretch from 6/14-28...On 6/18 at TB, allowed four runs for the third time in his career (6 R, 5/13/18 at BAL & 4 R, 9/27/18 vs. NYY)...33.3 percent of the runs he has allowed this season (4-of-12) came in the outing

👤 Reinstated from the 15-day Injured List on 5/21...Opened the season on the IL after undergoing left knee debridement on 4/7

48 • CORBIN MARTIN • RHP

0-0 • 2.45 ERA • 4 G

WHIP: 1.36

K/9: 9.82

BB/9: 7.36

vs. ALL: .154 (2-for-13)

vs. LHB: .222 (2-for-9)

vs. RHB: .000 (0-for-4)

👤 Recorded his first career hold on 7/24 at CLE after retiring the only batter faced on a first-pitch popout...Stranded an inherited runner

👤 Tossed 1.0 inning on 7/21 at CLE, allowing one run on one hit (1 HR), one walk, one hit batter, and a balk with one strikeout....Became the first major league player with such a pitching line (1.0 IP, 1 HR, 1 R/1 ER, 1 BB, 1 K, 1 HR, 1 HBP, 1 BK) since earned runs became an official statistic in 1913, per [MLB.com](#)...Stranded two inherited runners

👤 Signed to a one-year major league contract on 7/18...Was DFA'd by the O's on 7/13

👤 Made his Orioles debut on 7/2 at TEX, allowing one hit and striking out two batters in 1.1 innings...Stranded two inherited runners...Had his contract selected from Triple-A Norfolk prior to the game

👤 Prior to this season, last pitched in the majors on 7/30/22 at ATL with AZ, making the start and suffering the loss after allowing four runs on six hits (3 HR) and one walk with six strikeouts across 4.0 innings pitched

👤 Is 2-2 with one save and a 5.29 ERA (19 ER/32.1 IP) across 29 Triple-A games (1 GS) this year and has not allowed a run over his last eight outings (7.0 IP) with the Tides since 6/8 (G2)

60 • COLIN SELBY • RHP

0-2 • 4.50 ERA • 8 G

WHIP: 1.60

K/9: 10.80

BB/9: 1.80

vs. ALL: .318 (14-for-44)

vs. LHB: .357 (10-for-28)

vs. RHB: .250 (4-for-16)

👤 Was dealt his second loss of the season on 7/23 at CLE after allowing one run on two hits and one walk with one strikeout in 1.0 inning...Has received consecutive losing decisions for the first time in his career

👤 Recalled from Triple-A Norfolk between games of the doubleheader on 7/10 vs. NYM, his fifth stint on the big league roster (4/9-14, 4/26, 5/8-11, 6/16)

👤 Has posted a 2.38 ERA (6 ER/22.2 IP) with 12 walks and 31 strikeouts in 22 appearances with the Tides...Since being optioned on 6/17, has worked six scoreless appearances (6.0 IP) with two hits and three walks while striking out eight...Holding opponents to a .105 AVG and a 0.83 WHIP in those games

👤 Struck out five batters on 6/16 at TB, the most by a primary O's reliever this season

👤 In 34 career MLB appearances (5 GS), has limited right-handed hitters to a .230 (20-for-87) clip compared to .333 (26-for-78) against left handers

53 • KADE STROWD • RHP

0-0 • 4.15 ERA • 3 G

WHIP: 1.15

K/9: 6.23

BB/9: 2.08

vs. ALL: .250 (4-for-16)

vs. LHB: .333 (4-for-12)

vs. RHB: .000 (0-for-4)

👤 Recalled prior to yesterday's game for his fourth stint on the active roster this season (4/28, 5/18-19, 6/27-28)

👤 Last appeared for the O's on 6/28 vs. TB, allowing one run on one hit and one walk with one strikeout in 1.1 innings...Marked the first time in his career he's pitched on consecutive days

👤 Made his major league debut on 5/18 vs. WSH, allowing one run on two hits with one strikeout in 1.0 inning

👤 Has pitched in five games for Triple-A Norfolk since his last appearance with the O's, allowing one unearned run on one hit, five walks, and one hit batter with five strikeouts and two saves across 6.0 innings

86 • GRANT WOLFRAM • LHP

1-0 • 11.74 ERA • 6 G

WHIP: 2.48

K/9: 10.57

BB/9: 7.04

vs. ALL: .361 (13-for-36)

vs. LHB: .429 (6-for-14)

vs. RHB: .318 (7-for-22)

👤 Tied career-highs in runs allowed (4) and hits allowed (4) in his outing on 7/21 at CLE...Also walked a career-high three batters and struck out two...Eight of his 10 career runs allowed have come in his last two appearances

👤 Surrendered a grand slam to Yandy Díaz on 7/18 at TB, becoming the third Oriole and first primary pitcher to allow a grand slam this season (last: Emmanuel Rivera, 5/23 [G1] at BOS)

👤 Recalled from Triple-A Norfolk prior to the game on 7/13, marking his fourth stint on the active roster this season (7/10, 6/17, 4/26-27)

👤 Earned his first major league win after firing 2.0 scoreless innings with one hit and a career-high four strikeouts on 7/10 (G1) vs. NYM...Was appointed as the 27th player for the doubleheader earlier in the day

👤 Made his MLB debut on 4/26 (G2) at DET, pitching 0.1 inning on one hit with one walk...Allowed an inherited runner to score

👤 Has gone 1-4 with a 3.62 ERA (11 ER/27.1 IP) on eight walks and 29 strikeouts across 24 relief appearances with Norfolk this season...Has 12 straight minor league outings (14.0 IP) without surrendering an earned run since 5/29 (G2)

👤 Was acquired by the Orioles on 4/7 from the Milwaukee Brewers in exchange for minor league OF Daz Cameron and cash considerations



15 • DYLAN CARLSON • OF (S)	.226 • 4 HR • 12 RBI
Current Streak: 0-for-last-16 (since 6/24)	2025 High: 6 G (5/28-6/4)
Last Game: 0-3, K	Road Trip: 2 G, 0-4, 2 K
🐦 Recalled from Triple-A Norfolk prior to Tuesday's game at CLE...Marks his fifth stint with the O's this season (last: 7/1-3)	
🐦 Slashing .269/.306/.441 (25-for-93) with four doubles, four home runs, and 10 RBI in 30 games since 5/24 (G2)...Opened the year 1-for-22 (.045) in 13 games	
🐦 Has a career-low 33.7 percent ground ball rate and a career-high 66.3 percent air rate	
🐦 Hit safely in six straight games from 5/28-6/4, his longest since 6/24-29/22 (also 6 G)	
🐦 Seven of his eight extra-base hits (4 2B, 3 HR) have come off fastballs	
🐦 Homered in consecutive games (5/25-26) for the third time in his career...The home run on 5/26 was the hardest-hit homer of his career (107.6 mph)	

17 • COLTON COWSER • OF (L)	.220 • 8 HR • 18 RBI
Current Streak: 0-for-last-6 (since 7/22)	2025 High: 4 G (4x, last: 6/29-7/2)
Last Game: 0-1 (PH in 8 th)	Road Trip: 7 G, 5-23, BB, 5 K, 2 SB
🐦 Matched a career high with three hits on 7/18 at TB (6x, last: 6/27 vs. TB)...Reached base safely 4+ times for the third time in his career (last: 5 TOB, 6/27 vs. TB)	
🐦 Is 9-for-26 (.346) with RISP since 6/18 after opening the year 0-for-8	
🐦 Has three homers on 0-2 pitches...Joins SD's Manny Machado (4 HR) and DET's Javier Báez/NYM's Francisco Lindor (both 3 HR) as the only major leaguers with at least three homers in an 0-2 count this season	
🐦 On 7/12 vs. MIA, recorded his first career multi-steal game (2 SB)...Four of his five stolen bases on the season have come since 7/12	
🐦 Since the start of 2024, has the three hardest-hit home runs by the Orioles	
🐦 On 6/27 vs. TB, set career highs in runs (4), doubles (3), and times on base (5)	
🐦 On 6/7 at ATH, hit the furthest homer of his career (455 ft.), marking the furthest hit by an Oriole at the time since 8/8/23 vs. HOU (472 ft., Mountcastle)	

2 • GUNNAR HENDERSON • INF (L)	.277 • 11 HR • 36 RBI
Current Streak: 1 G (2-4; since 7/24)	2025 High: 14 G (6/5-20)
Last Game: 2-4, RBI, K	Road Trip: 7 G, 6-25, 2 2B, 3B, 2 R, 5 RBI, 2 BB, 4 K, 3 SB
🐦 Drew 2+ walks on Tuesday at CLE for the sixth time this year (last: 2 BB, 7/11 vs. MIA)	
🐦 Has 17 multi-extra-base hit games since the start of 2024 after doubling and tripling on 7/18 at TB	
🐦 Had 90+ hits, 30+ walks, and 10+ SB before the All-Star break for the second straight year...The only other Orioles to do so in consecutive seasons are Brian Roberts (3, 2007-09) and Brady Anderson (2, 1996-97)	
🐦 Slashing .370/.414/.667 (10-for-27) with RISP and two outs...The slugging ranks third and the average ranks fourth in MLB (min. 25 AB)	
🐦 Is 16-for-47 (.340) with 10 RBI off lefties since 6/7...Opened the year 10-for-72 (.139)	
🐦 On 7/10 (G1) vs. NYM, hit his first career pinch-hit homer...Was the first go-ahead pinch-hit home run in the eighth inning or later by an Oriole since Hyun Soo Kim (9/28/16 at TOR)	
🐦 On 6/30 at TEX, drove in all four of his runs in extra innings, becoming the first Oriole in team history with four RBI in extra innings without hitting a grand slam	

7 • JACKSON HOLLIDAY • INF (L)	.257 • 14 HR • 41 RBI
Current Streak: 0-6 (since 7/23)	2025 High: 10 G (5/14 [G2]-5/24 [G1])
Last Game: 0-5, K	Road Trip: 7 G, 7-29, 2 HR, 5 R, 3 RBI, 3 BB, 5 K
🐦 Knocked a game-tying solo homer in the sixth inning on Wednesday at CLE, his second long ball in four games	
🐦 Blasted his second career leadoff homer on 7/20 at TB (also 5/31 vs. CWS)...10 of his 14 homers this year have come while being slotted first in the lineup	
🐦 His 90 hits were the third most by an Oriole aged 21 or younger prior to the All-Star break, trailing Manny Machado (128 H, 2013) and Eddie Murray (97 H, 1977)	
🐦 Has an .827 OPS in 42 games at OPACY compared to a .643 OPS in 53 road games	
🐦 Ranks among AL second basemen in hits (2 nd , 97), total bases (2 nd , 157), triples (T-2 nd , 2), extra-base hits (T-2 nd , 30), batting average (4 th , .257), and steals (5 th , 9)	
🐦 Slashing .373/.418/.563 (53-for-142) with 15 XBH (9 2B, 6 HR) from innings 1-3, and .187/.242/.328 (44-for-235) with 15 XBH (5 2B, 2 3B, 8 HR) from the fourth inning on	
🐦 On 7/6 at ATL, had a career-high-tying four hits (also 8/16/24 vs. BOS)...Also had a career-high-tying two extra-base hits (6x, last: 6/23 vs. TEX)	

70 • ALEX JACKSON • C (R)	.211 • 1 HR • 2 RBI
Current Streak: 1 G (1-3; since 7/24)	2025 High: 1 G (2x, last: 7/20)
Last Game: 1-3, 2B, R, K	Road Trip: 6 G, 2-12, 2B, HR, 2 R, RBI, 5 K
🐦 Launched his first homer of the season on 7/20 at TB, a 405-foot solo shot in the third inning...Marked his first long ball since 7/27/24 vs. CIN (w/TB)	
🐦 On 7/10 (G2) vs. NYM, had a career-high-tying two doubles (also 7/12/24 vs. CLE)	
🐦 On 7/8 vs. NYM, made his Orioles debut in the 10 th inning...Became the sixth different player to appear at catcher this season for the O's, tying the franchise record (1986, 1962, 1960)	
🐦 On 7/6, was acquired from NYY in exchange for international bonus pool space and a player to be named later or cash considerations	

82 • JEREMIAH JACKSON • INF (R)	MLB DEBUT
Current Streak: --	2025 High: --
Last Game: --	Road Trip: --
🐦 Had his contract selected from Triple-A Norfolk earlier today...His first appearance will be his major league debut	
🐦 Slashing .311/.340/.538 (103-for-331) with 30 doubles, 15 home runs, 46 runs scored, and 41 RBI in 83 games between Triple-A Norfolk and Double-A Chesapeake... His 30 doubles and 45 extra-base hits were tied for third in the minors at the time of his call up...Was batting .377/.398/.682 (58-for-154) in 38 games with the Tides after being promoted on 6/3...Made his Triple-A debut on 6/3	
🐦 Homered in three straight games from 7/19-22	
🐦 Has two multi-homer games, all with the Tides (6/4, 6/17, & 6/27)	
🐦 Signed with the Orioles as a minor league free agent with an invite to Spring Training on 11/25/24...Former second-round pick of the Angels in 2018 was acquired by the Mets for RHP Dominic Leone on 8/1/23	

12 • RAMÓN LAUREANO • OF (R)	.277 • 14 HR • 43 RBI
Current Streak: 4 G (5-17; since 7/21)	2025 High: 6 G (6/23-30)
Last Game: 1-5, 2-run HR	Road Trip: 7 G, 6-27, 3 HR, 8 RBI, 7 K
🐦 Homered in three of the four games in Cleveland from Monday-Thursday, including a two-run blast in the first inning yesterday...Went deep in consecutive games to begin that series for the first time since 9/19-20/24 (w/ATL)	
🐦 On Monday at CLE, recorded 4+ RBI for the first time since 8/4/22 at LAA (w/OAK) and for the sixth time in his career...Notched a two-run single in the first inning and connected on a two-run homer in the third	
🐦 Is 16-for-44 (.364) with RISP since 5/16...Opened the year 1-for-25 (.040) with RISP	
🐦 Slashing .319/.379/.583 (46-for-144) in 43 night games compared to .213/.272/.426 (20-for-94) in 32 day games	
🐦 His .910 OPS against right-handers is the second highest by a right-handed hitter in the AL (min. 160 PA) behind NYY's Aaron Judge (1.139)	
🐦 His seven outfield assists are tied for fifth in MLB...Since 2018, his 56 outfield assists are third in MLB behind Teoscar Hernandez (69) and Hunter Renfroe (65)	
🐦 On 6/30 at TEX, tied career highs in hits (4) and doubles (3)...Marked his fifth four-hit game (last: 5/16/25 vs. WSH) and second three-double effort (6/21/24 at NYY)	

16 • COBY MAYO • INF (R)	.200 • 1 HR • 9 RBI
Current Streak: 0-2 (since 7/24)	2025 High: 4 G (6/27-30)
Last Game: 0-2, HBP	Road Trip: 3 G, 1-6, R, 3 BB, HBP
🐦 Drew a career-high three walks on Tuesday at CLE...Had walked three times in his previous 19 games from June 8-July 18	
🐦 Has four doubles, one homer, and eight RBI in 18 games since 6/14	
🐦 Is 7-for-32 (.219) off southpaws...Hit .500 (11-for-22) with three doubles, one triple, five home runs and 10 RBI against left-handed pitchers with Triple-A Norfolk	
🐦 On 7/1 at TEX, had his career-high four-game hitting streak snapped after striking out as a pinch-hitter	
🐦 On 6/27 vs. TB, hit his first major league home run in the eighth inning and set a career high with four RBI...Had driven in four total runs in his career entering 6/27	

31 • CEDRIC MULLINS • OF (L)	.214 • 13 HR • 42 RBI
Current Streak: 1 G (1-3; since 7/23)	2025 High: 6 G (4/18-24)
7/23 at CLE: 1-3, 2B, K, CS	Road Trip: 6 G, 3-19, 2B, RBI, 10 K, SB, CS
🐦 Doubled in the third inning on Wednesday at CLE...Four of his last 10 hits since 7/4 have gone for extra bases (3 2B, HR)	
🐦 Notched a pinch-hit RBI single in the ninth inning on 7/19 at TB to make it a one-run game...Improved to .333 (11-for-33) as a pinch-hitter in his career and marked his first pinch hit since 8/30/24 at COL	
🐦 Is one home run shy of 100 for his career...With his next home run, he would become the third Oriole to reach 100 career homers and 100 stolen bases, joining Brady Anderson (209 HR, 307 SB) and Paul Blair (126 HR, 167 SB)	
🐦 Owns an .822 OPS vs. LHP, the fifth-highest mark by any left-handed hitter in the AL (min. 80 PA)...Has three homers off lefties this year after having one last season	
🐦 His 4.23 pitches/PA are third in the AL (HOU's Paredes: 4.41 & LAA's Trout: 4.39)	
🐦 His 139 career stolen bases are seventh in O's history (since 1954)	

32 • RYAN O'HEARN • INF/OF (L)	.281 • 12 HR • 37 RBI
Current Streak: 2 G (2-4; since 7/22)	2025 High: 10 G (5/21-31)
Last Game: 0-0, BB (PH in 8 th)	Road Trip: 7 G, 4-19, HR, 2 R, 3 RBI, 2 BB, 4 K
🐦 Improved to 4-for-5 with two walks as a pinch-hitter this season after walking yesterday at CLE...Since 2019, ranks among all qualified MLB PHs in OPS (2 nd , .900), SLG (2 nd , .505), OBP (2 nd , .395), and hits (4 th , 31)	
🐦 Made the start at DH in his first career All-Star Game on 7/15 and went 0-for-2... Became the second O's designated hitter in franchise history to be voted an All-Star starter, joining Nelson Cruz (2014)	
🐦 His five OAA lead the Orioles...Has recorded six OAA at first base, tied for the third among first basemen behind CLE's Carlos Santana and ATL's Matt Olson (both 8)	
🐦 Hitting .313 (47-for-150) with six doubles and seven home runs off fastballs	
🐦 Is 19-for-39 (.487) with five doubles and four homers on the first pitch of an at-bat	
🐦 Is 1-for-22 (.045) vs. left-handed pitchers since 6/1...Began the year 10-for-29 (.345)	
🐦 From 7/5-10 (G2), drew 1+ walk in a career-high five straight games, tied with Cedric Mullins (4/12-17) for the longest run by an Oriole this year	
🐦 From 5/21-31, hit safely in a career-best 10 straight games...From 5/14 (G2)-6/3, reached base safely in a career-high 19 straight games	

9 • TYLER O'NEILL • OF (R)	.188 • 3 HR • 11 RBI
Current Streak: 1 G (2-4; since 7/24)	2025 High: 2 G (3x, last: 7/19-20)
Last Game: 2-4, R	Road Trip: 4 G, 4-15, 2 2B, 2 R, K
🐦 Notched his first multi-hit effort since 4/5 yesterday at CLE...Had three such games in the first eight games of the year through 4/5, but none in 25 games through 7/21	
🐦 In 10 games since returning from the Injured List on 7/4, is 7-for-37 (.189)	
🐦 Has registered five outfield assists in 34 games this season after totaling four in 2024	
🐦 Nine of his 22 hits this season have gone for extra bases (5 2B, 1 3B, 3 HR)...Five of his nine extra-base hits (3 2B, 3B, HR) have come off fastballs	
🐦 On 7/5 at ATL, snapped a 12-game homerless stretch, his first since 4/13 vs. TOR	
🐦 On 7/4, was reinstated from the 10-day IL (left shoulder impingement)...Placed on the IL on 5/16...Marked his second stint on the IL this season (also 4/24-5/8, neck inflammation)	
🐦 On 3/27 at TOR, homered for a sixth consecutive Opening Day, an MLB record... Reached base safely a career-high five times, becoming the first player to reach base safely five times in his first game with the club in team history (since 1954)	

25 • JACOB STALLINGS • C (R)	.132 • 0 HR • 8 RBI
Current Streak: 0-for-last-16 (since 7/10 [G1])	2025 High: 4 G (4/20 [G2]-25)
Last Game: 0-0 (Def. in 8 th)	Road Trip: 5 G, 0-9, 3 K
🐦 Is six hits shy of 400 for his career	
🐦 On 7/5 at ATL, delivered a two-run double in the 10 th inning for his first hit and RBI with the O's...Entered in the fifth inning after Gary Sánchez left due to injury	
🐦 On 7/1 at TEX, made his Orioles debut as a pinch-hitter...Had his contract selected from Triple-A Norfolk earlier that day...Signed to a minors deal on 6/24	
🐦 On 6/6, was released by COL after going 12-for-84 (.143) with three doubles, six RBI, and four runs scored in 29 games	

29 • RAMÓN URÍAS • INF (R)	.247 • 6 HR • 30 RBI
Current Streak: 1 G (1-4; since 7/24)	2025 High: 11 G (5/17-28)
Last Game: 1-4, 2B, RBI	Road Trip: 5 G, 5-15, 3 2B, R, RBI, 2 BB, 3 K
🐦 Matched a season high with two walks on Wednesday at CLE (also 6/4 at SEA)...Had two total walks through his previous 29 games from 6/8-7/22	
🐦 Has two multi-hit efforts in his last five games after having two in 20 games from 6/16-7/13	
🐦 Snapped an 0-for-22 skid at the plate on 7/19 at TB with a fifth-inning double... Registered his eighth career multi-double effort (last: 2 2B, 7/19/23 vs. LAD)	
🐦 Is 2-for-7 (.286) with two RBI as a pinch-hitter this year...His career .378 (14-for-37) average as a pinch-hitter is the fourth highest among all active MLB players (min. 30 AB) behind SD's Jose Iglesias/MIN's Ryan Jeffers (both .400) and TOR's Ernie Clement (.382)	
🐦 From 5/17-28, hit safely in a career-best 11 straight games	

11 • JORDAN WESTBURG • INF (R)	.256 • 10 HR • 21 RBI
Current Streak: 2 G (2-8; since 7/23)	2025 High: 7 G (6/27-7/11)
Last Game: 1-4, R, BB, K	Road Trip: 7 G, 8-28, 2 2B, 5 R, BB, 5 K
🐦 Tallied consecutive multi-hit performances from 7/19-20 at TB (5 total H) for the eighth time in his career (last: 7/29 [G1]-[G2], 5 total H)	
🐦 In 27 games since returning from the Injured List on 6/10, is batting .291/.342/.515 (30-for-103) with five doubles, six home runs, and 15 RBI	
🐦 Slashing .312/.376/.571 (24-for-77) in 20 day games compared to .220/.258/.381 (26-for-118) in 31 night games	
🐦 Has a team-best six homers with two outs ahead of Ramón Laureano (5 HR)	
🐦 Is 31-for-93 (.333) with a 1.042 OPS in 23 O's wins, compared to 19-for-102 (.186) with a .506 OPS in 28 Baltimore losses	
🐦 From 6/27-7/12, hit safely in a season-high seven straight games	
🐦 On 7/5 at ATL, his 461-foot home run was the furthest by an Oriole since Ryan Mountcastle on 8/8/23 vs. HOU (472 ft.)	
🐦 Homered in consecutive games from 7/4-5 for the third time in his career (last: 6/10-11/25)	
🐦 From 4/27-6/9, missed 38 games on the 10-day Injured List (left hamstrng strain)	
🐦 On 3/29 at TOR, tallied his first career multi-homer game	



ADDITIONAL HITTER INFO																	
	vs. LHP	vs. RHP	MULTI-HIT GAMES					MULTI-RBI GAMES						LAST HR (DATE/PITCHER)	MULTI-HR GAMES		
			2	3	4	5	TOTAL	2	3	4	5	6+	TOTAL		2025	CAREER	LAST (HRS)
Dylan Carlson	.212	.232	4	2	-	-	6	1	1	-	-	-	2	6/12/25 vs. DET (Kahnle)	-	3	6/20/23 at WSH (2)
Colton Cowser	.175	.235	3	2	-	-	5	2	2	-	-	-	4	7/5/25 at ATL (Dodd)	-	2	9/20/24 vs. DET (2)
Gunnar Henderson	.218	.306	25	4	1	-	30	7	-	1	-	-	8	7/10/25 (G1) vs. NYM (Stanek)	-	2	6/21/24 at HOU (2)
Jackson Holliday	.222	.270	14	8	1	-	23	5	1	2	-	-	8	7/23/25 at CLE (Ceccconi)	1	1	5/4/25 vs. KC (2)
Alex Jackson	.400	.143	1	-	-	-	1	-	-	-	-	-	-	7/20/25 at TB (Pepiot)	-	-	-
Jeremiah Jackson	---	---	-	-	-	-	-	-	-	-	-	-	-	-	-	-	-
Ramón Laureano	.247	.293	11	3	2	-	16	6	3	1	-	-	10	7/24/25 at CLE (Allen)	1	5	4/19/25 vs. CIN (2)
Coby Mayo	.219	.189	3	-	-	-	3	-	-	1	-	-	1	6/27/25 vs. TB (Caballero)	-	-	-
Cedric Mullins	.276	.193	14	1	-	-	15	5	2	2	1	-	10	7/4/25 at ATL (Strider)	1	6	3/27/25 at TOR (2)
Ryan O'Hearn	.216	.295	15	4	1	-	20	5	3	-	-	-	8	7/20/25 at TB (Pepiot)	-	2	8/25/19 at CLE (2)
Tyler O'Neill	.156	.200	2	1	1	-	4	1	1	-	-	-	2	7/5/25 at ATL (Bummer)	-	12	9/9/24 vs. BAL (2)
Jacob Stallings	.054	.169	1	-	-	-	1	2	1	-	-	-	3	9/15/24 vs. CHC (Hendricks)	-	-	-
Ramón Urías	.277	.236	13	3	-	-	16	4	1	-	-	-	5	6/24/25 vs. TEX (Martin)	-	1	7/15/22 at TB (2)
Jordan Westburg	.246	.261	6	5	1	-	12	4	2	-	-	-	6	7/10/25 (G2) vs. NYM (Waddell)	1	1	3/29/25 at TOR (2)

O's HITTERS	2024 vs. COLORADO ROCKIES														CAREER vs. COLORADO ROCKIES													
	PLAYER	G	AB	R	H	2B	3B	HR	RBI	BB	IBB	SO	AVG	OBP	SLG	G	AB	R	H	2B	3B	HR	RBI	BB	IBB	SO	AVG	OBP
Dylan Carlson	4	11	2	4	2	0	0	3	0	0	3	.364	.417	.545	19	67	11	18	4	0	0	6	8	0	13	.269	.367	.328
Colton Cowser	3	8	1	1	1	0	0	0	0	0	5	.125	.125	.250	3	8	1	1	1	0	0	0	0	0	5	.125	.125	.250
Gunnar Henderson	3	13	0	3	0	0	0	2	1	0	1	.231	.333	.231	6	24	2	6	0	0	1	5	1	0	4	.250	.296	.375
Jackson Holliday	3	11	3	3	0	1	0	1	1	0	5	.273	.333	.455	3	11	3	3	0	1	0	1	1	0	5	.273	.333	.455
Alex Jackson															4	11	2	2	0	0	1	4	2	1	4	.182	.308	.455
Jeremiah Jackson																												
Ramón Laureano	5	11	2	4	0	0	1	2	1	0	5	.364	.417	.636	12	38	6	13	1	0	2	6	3	0	13	.342	.390	.526
Coby Mayo	1	2	1	1	0	0	0	0	0	0	1	.500	.667	.500	1	2	1	1	0	0	0	0	0	0	1	.500	.667	.500
Cedric Mullins	3	8	1	3	0	0	0	1	2	0	0	.375	.500	.375	6	15	3	4	0	0	1	2	4	0	3	.267	.421	.467
Ryan O'Hearn	3	6	1	2	0	0	0	2	0	0	0	.333	.333	.333	8	17	3	6	0	0	2	6	0	0	3	.353	.353	.706
Tyler O'Neill	2	10	3	5	1	0	2	3	0	0	1	.500	.500	1.200	25	83	15	27	5	0	6	16	4	0	26	.325	.370	.602
Jacob Stallings															13	41	7	11	2	1	0	5	4	0	12	.268	.340	.366
Ramón Urías	2	6	2	2	0	0	0	0	0	0	1	.333	.429	.333	4	9	2	2	0	0	0	1	0	0	1	.222	.300	.222
Jordan Westburg															3	6	1	1	0	0	0	0	2	0	1	.167	.375	.167

O's PITCHERS															2024 vs. COLORADO ROCKIES															CAREER vs. COLORADO ROCKIES														
PLAYER	W	L	SV	G	GS	INN	H	R	ER	HR	BB	K	ERA	AVG	W	L	SV	G	GS	INN	H	R	ER	HR	BB	K	ERA	AVG																
Yennier Cano	0	0	0	1	0	0.2	0	0	0	0	0	1	0.00	.000	0	1	1	3	0	2.2	1	1	0	0	0	2	0.00	.111																
Seranthony Domínguez	1	0	1	4	0	4.0	4	1	1	1	0	4	2.25	.250	2	1	2	14	0	11.2	13	3	3	1	3	11	2.31	.289																
Zach Eflin	1	0	0	1	1	7.0	4	1	1	0	1	9	1.29	.167	3	3	0	7	7	39.1	43	24	21	5	12	29	4.81	.281																
Andrew Kittredge	1	1	0	4	0	4.0	5	3	3	1	1	4	6.75	.294	2	1	0	6	0	5.1	7	3	3	1	1	5	5.06	.318																
Dean Kremer	0	0	0	1	1	3.1	6	4	4	0	1	3	10.80	.375	0	0	0	1	1	3.1	6	4	4	0	1	3	10.80	.375																
Corbin Martin																																												
Charlie Morton	1	0	0	1	1	5.0	5	2	2	0	3	8	3.60	.263	7	2	0	15	15	87.2	80	42	37	8	37	72	3.80	.247																
Trevor Rogers															1	0	0	2	2	10.2	8	7	6	2	6	10	5.06	.200																
Colin Selby																																												
Kade Stroud																																												
Tomoyuki Sugano																																												
Grant Wolfram																																												

RECENT TRANSACTIONS	
7/25	Selected the contract of INF Jeremiah Jackson from Triple-A Norfolk...Acquired minor league RHP Wellington Aracena and minor league RHP Cameron Foster from the New York Mets in exchange for LHP Gregory Soto .
7/24	Recalled RHP Kade Stroud from Triple-A Norfolk...Placed RHP Félix Bautista (right shoulder discomfort) on the 15-day Injured List, retroactive to 7/21.
7/23	Reinstated RHP Zach Eflin (low back discomfort) from the 15-day Injured List...Optioned RHP Brandon Young ⁴ to Triple-A Norfolk...Transferred C Maverick Handley (right wrist sprain) to the 10-day Injured List...Transferred the rehab assignment of LHP Keegan Akin (left shoulder inflammation) to Triple-A Norfolk.
7/22	Recalled OF Dylan Carlson from Triple-A Norfolk...Optioned INF Luis Vázquez ¹ to Triple-A Norfolk... C Adley Rutschman (left oblique strain) began a rehab assignment with Triple-A Norfolk... Transferred the rehab assignment of C Chadwick Tromp (low back strain) to High-A Aberdeen.
7/21	LHP Keegan Akin (left shoulder inflammation) began a rehab assignment with the FCL Orioles.
7/19	Transferred the rehab assignment of LHP Cade Povich (left hip inflammation) to Triple-A Norfolk.
7/18	Signed RHP Corbin Martin to a one-year major league contract... C Chadwick Tromp (low back strain) began a rehab assignment with Single-A Delmarva...Transferred the rehab assignment of RHP Zach Eflin (low back discomfort) to the FCL Orioles.
7/17	RHP Corbin Martin elected free agency in lieu of accepting an outright assignment to Triple-A Norfolk.
7/16	Claimed RHP Elvin Rodríguez ² off waivers from the Milwaukee Brewers and optioned him to Triple-A Norfolk.
7/13	Recalled C David Bañuelos from Triple-A Norfolk...Recalled LHP Grant Wolfram from Triple-A Norfolk...Designated RHP Corbin Martin for assignment...Placed RHP Scott Blewett (right elbow discomfort) on the 15-day Injured List... RHP Zach Eflin (low back discomfort) began a rehab assignment with Double-A Chesapeake... LHP Cade Povich (left hip inflammation) began a rehab assignment with High-A Aberdeen... C David Bañuelos cleared outright waivers and accepted an assignment to Triple-A Norfolk (postgame).
7/10	Acquired a Competitive Balance Round A pick (No. 37) in the 2025 First-Year Player Draft from the Tampa Bay Rays in exchange for RHP Bryan Baker ...Appointed LHP Grant Wolfram from Triple-A Norfolk as the 27 th man for the doubleheader...Selected the contract of C David Bañuelos from Triple-A Norfolk...Recalled RHP Colin Selby from Triple-A Norfolk (between DH games)...Optioned C David Bañuelos ¹ to Triple-A Norfolk (between DH games)...Returned LHP Grant Wolfram to Triple-A Norfolk (postgame G2).
7/6	Selected the contract of C Alex Jackson from Triple-A Norfolk...Placed C Gary Sánchez (right knee sprain) on the 10-day Injured List...Transferred INF Jorge Mateo (left hamstring strain) to the 60-day Injured List.
7/4	Reinstated OF Tyler O'Neill (left shoulder impingement) from the 10-day Injured List... RHP Matt Bowman and INF Emmanuel Rivera cleared outright waivers and accepted assignments to Triple-A Norfolk.
7/2	Recalled RHP Yennier Cano from Triple-A Norfolk...Selected the contract of RHP Corbin Martin from Triple-A Norfolk...Placed LHP Keegan Akin (left shoulder inflammation) on the 15-day Injured List, retroactive to 7/1...Designated RHP Matt Bowman for assignment...Optioned OF Dylan Carlson ⁴ to Triple-A Norfolk (postgame).

EUTAW STREET HOME RUNS			
DATE	PLAYER (Team)	OPP. (Pitcher)	DISTANCE
6/28	Jonathan Aranda (TB)	BAL (Eflin)	467 ft.
4/29	Trent Grisham (NYY)	BAL (Gibson)	399 ft.
4/19	Jake Fraley (CIN)	BAL (Young)	421 ft.
2025 totals - 3 (0 by Orioles, 3 by opponents)			
*Total since 1992 - 134 (64 by Orioles, 70 by opponents)			

O's CHALLENGES				
TEAM	TOTAL	WON	LOST	SUCCESS RATE
Orioles	33	14	19	42%
Opponents	20	12	8	60%
<i>Last by O's: 7/19 at TB (T8) Batter/Runner: Westburg Force Play (1B) Out/Overturned</i>				
<i>Last by Opp.: 7/4 at ATL (B5) Batter/Runner: Acuña Jr. Force Play (1B) Out/Stands</i>				

RECORD BY POSITION										
PLAYER	C	1B	2B	3B	SS	LF	CF	RF	DH	
Dylan Carlson	-	-	-	-	-	11-10	3-1	3-4	-	-
Colton Cowser	-	-	-	-	-	14-16	6-5	-	0-1	-
Maverick Handley	7-7	-	-	-	-	-	-	-	-	-
Gunnar Henderson	-	-	-	-	38-48	-	-	-	2-4	-
Jackson Holliday	-	-	36-48	-	4-1	-	-	-	2-2	-
Alex Jackson	3-2	-	-	-	-	-	-	-	-	-
Heston Kjerstad	-	-	-	-	-	10-15	-	10-10	1-0	-
Ramón Laureano	-	-	-	-	-	8-14	0-1	18-18	2-3	-
Jorge Mateo	-	-	1-4	-	0-8	1-0	4-2	-	-	-
Coby Mayo	-	11-7	-	0-2	-	-	-	-	3-2	-
Ryan Mountcastle	-	15-28	-	-	-	-	-	-	1-3	-
Cedric Mullins	-	-	-	-	-	-	32-48	-	1-1	-
Ryan O'Hearn	-	18-19	-	-	-	0-2	-	4-9	13-17	-
Tyler O'Neill	-	-	-	-	-	1-0	-	10-16	2-3	-
Emmanuel Rivera	-	1-3	-	7-7	-	-	-	-	1-0	-
Adley Rutschman	22-27	-	-	-	-	-	-	-	6-8	-
Jacob Stallings	3-7	-	-	-	-	-	-	-	-	-
Gary Sánchez	8-11	-	-	-	-	-	-	-	3-4	-
Chadwick Tromp	2-3	-	-	-	-	-	-	-	-	-
Ramón Urías	-	-	1-0	29-33	-	-	-	-	1-1	-
Luis Vázquez	-	-	-	-	3-0	-	-	-	-	-
Jordan Westburg	-	-	7-5	9-15	-	-	-	-	7-8	-

RECORD BY BATTING ORDER									
PLAYER	1	2	3	4	5	6	7	8	9
Dylan Carlson	-	-	-	-	1-0	1-2	-	10-5	5-8
Colton Cowser	2-2	-	-	-	1-0	14-15	2-3	1-1	0-1
Maverick Handley	-	-	-	-	-	-	-	0-1	7-6
Gunnar Henderson	6-7	5-9	29-35	0-1	-	-	-	-	-
Jackson Holliday	28-32	0-1	-	-	-	3-4	1-5	5-3	5-6
Alex Jackson	-	-	-	-	-	-	-	-	3-2
Heston Kjerstad	-	-	-	-	1-1	9-5	4-10	7-8	0-1
Ramón Laureano	0-1	3-3	2-1	3-8	11-14	3-3	3-1	1-3	2-2
Jorge Mateo	-	-	-	-	-	-	2-1	1-3	3-10
Coby Mayo	-	-	-	-	1-0	1-0	7-6	2-5	3-0
Ryan Mountcastle	-	0-6	1-1	7-10	3-6	2-4	2-2	1-2	-
Cedric Mullins	7-11	-	1-0	1-1	3-7	4-3	5-13	9-11	3-3
Ryan O'Hearn	-	0-1	5-5	22-25	7-15	0-1	-	1-0	-
Tyler O'Neill	-	1-0	1-3	1-3	4-4	2-5	2-4	2-0	-
Emmanuel Rivera	-	-	-	-	1-0	2-0	4-1	0-6	2-3
Adley Rutschman	0-1	22-23	5-7	1-3	0-1	-	-	-	-
Jacob Stallings	-	-	-	-	-	-	-	-	3-7
Gary Sánchez	-	-	-	2-1	1-4	2-3	5-4	1-3	-
Chadwick Tromp	-	-	-	-	-	-	-	-	2-3
Ramón Urías	-	4-3	-	2-2	8-4	2-9	6-5	4-6	5-5
Luis Vázquez	-	-	-	-	-	-	1-0	-	2-0
Jordan Westburg	2-3	10-11	1-5	6-3	3-1	0-3	1-2	-	-

2025 BY THE NUMBERS			
	HOME	AWAY	TOTAL
Overall	22-25	23-32	45-57
MONTH	HOME	AWAY	TOTAL
March (5)	1-0	2-2	3-2
April (25)	6-7	3-9	9-16
May (27)	4-10	5-8	9-18
June (27)	8-5	8-6	16-11
July (25)	3-3	5-7	8-10
August (28)	-	-	-
September (25)	-	-	-
TOTAL (162)	22-25	23-32	45-57
DAY OF WEEK	HOME	AWAY	TOTAL
Monday (14)	4-0	2-3	6-3
Tuesday (23)	0-6	2-6	2-12
Wednesday (25)	3-5	2-6	5-11
Thursday (18)	3-3	5-1	8-4
Friday (26)	3-2	3-5	8-7
Saturday (28)	4-4	5-6	9-10
Sunday (27)	3-5	4-5	7-10
TOTAL (162)	22-25	23-32	45-57
VS. AL EAST	HOME	AWAY	TOTAL
Boston Red Sox (13)	1-2	2-2	3-4
New York Yankees (13)	2-1	1-2	3-3
Tampa Bay Rays (13)	2-1	3-4	5-5
Toronto Blue Jays (13)	1-1	2-2	3-3
TOTAL (52)	6-5	8-10	14-15
VS. AL CENTRAL	HOME	AWAY	TOTAL
Chicago White Sox (7)	3-0	-	3-0
Cleveland Guardians (7)	2-1	1-3	3-4
Detroit Tigers (6)	1-2	0-3	1-5
Kansas City Royals (6)	1-2	1-2	2-4
Minnesota Twins (6)	0-3	0-3	0-6
TOTAL (32)	7-8	2-11	9-19
VS. AL WEST	HOME	AWAY	TOTAL
Houston Astros (7)	-	-	-
Los Angeles Angels (6)	3-0	2-1	5-1
Oakland Athletics (6)	-	1-2	1-2
Seattle Mariners (6)	-	3-0	3-0
Texas Rangers (7)	1-2	1-2	2-4
TOTAL (32)	4-2	7-5	11-7
VS. NL EAST	HOME	AWAY	TOTAL
Atlanta Braves (3)	-	3-0	3-0
Miami Marlins (3)	1-2	-	1-2
New York Mets (3)	2-1	-	2-1
Philadelphia Phillies (3)	-	-	-
Washington Nationals (4)	0-3	1-2	1-5
TOTAL (16)	3-6	4-2	7-8
VS. NL CENTRAL	HOME	AWAY	TOTAL
Chicago Cubs (3)	-	-	-
Cincinnati Reds (3)	1-2	-	1-2
Milwaukee Brewers (3)	-	1-2	1-2
Pittsburgh Pirates (3)	-	-	-
St. Louis Cardinals (3)	1-2	-	1-2
TOTAL (15)	2-4	1-2	3-6
VS. NL WEST	HOME	AWAY	TOTAL
Arizona Diamondbacks (3)	-	1-2	1-2
Colorado Rockies (3)	-	-	-
Los Angeles Dodgers (3)	-	-	-
San Diego Padres (3)	-	-	-
San Francisco Giants (3)	-	-	-
TOTAL (15)	-	1-2	1-2

BALTIMORE ORIOLES - WALK-OFF AND MISC. HOME RUNS

Baltimore Orioles Walk-off Wins							
Date	Score	Batter/runner	Action	RBI	Pitcher	INN	OUTS
-	-	-	-	-	-	-	-

Opponent Walk-off Wins							
Date	Score	Batter/Runner	Action	RBI	Pitcher	INN	OUTS
5/24 (G1)	BAL 5 @ BOS 6	Rafael Devers	1B	1	Gregory Soto	10	1

Baltimore Orioles Back-to-Back Home Runs							
Date	Score	Batters	Pitcher	INN	OUTS		
6/24	TEX 6 @ BAL 5 (10)	Gary Sánchez/Ramón Uriás/Ryan O’Hearn	Chris Martin	7	0		
6/14	LAA 5 @ BAL 6	Cedric Mullins/Gary Sánchez	Tyler Anderson	6	0		
6/5	BAL 4 @ SEA 3	Adley Rutschman/Gunnar Henderson	Bryan Woo	6	0		
5/14 (G2)	MIN 8 @ BAL 6	Cedric Mullins/Heston Kjerstad	Simeon Woods Richardson	3	2		
4/19	CIN 5 @ BAL 9	Ramón Laureano/Jordan Westburg	Carson Spiers	7	2		
4/19	CIN 5 @ BAL 9	Cedric Mullins/Gunnar Henderson	Hunter Greene	1	0		
3/27	BAL 12 @ TOR 2	Adley Rutschman/Jordan Westburg	Yariel Rodríguez	8	1		

Opponent Back-to-Back Home Runs							
Date	Score	Batters	Pitcher	INN	OUTS		
5/18	WSH 10 @ BAL 4	Dylan Crews/CJ Abrams	Zach Eflin	2	1		
5/15	MIN 4 @ BAL 0	DaShawn Keirsev Jr./Byron Buxton	Tomoyuki Sugano	3	1		
5/4	KC 11 @ BAL 6	Bobby Witt Jr./Vinnie Pasquantino	Yennier Cano	7	1		
4/29	NYY 15 @ BAL 3	Trent Grisham/Aaron Judge/Ben Rice	Kyle Gibson	1	0		
4/17	CLE 2 @ BAL 6	Daniel Schneemann/Austin Hedges	Tomoyuki Sugano	3	0		
4/9	BAL 0 @ AZ 9	Pavin Smith/Josh Naylor	Dean Kremer	5	1		

Baltimore Orioles Grand Slams							
Date	Score	Batter	Pitcher	INN	OUTS		
6/15	LAA 2 @ BAL 11	Gary Sánchez	Connor Brogdon	7	2		
5/14	MIN 8 @ BAL 6	Cedric Mullins	Simeon Woods Richardson	3	2		
4/16	CLE 1 @ BAL 9	Jackson Holliday	Gavin Williams	2	1		

Opponent Grand Slams							
Date	Score	Batter	Pitcher	INN	OUTS		
7/18	BAL 1 @ TB 11	Yandy Diaz	Grant Wolfram	6	1		
5/23	BAL 5 @ BOS 19	Rafael Devers	Ernmanuel Rivera	8	2		
4/20	CIN 24 @ BAL 2	Noelvi Marte	Jorge Mateo	8	2		

Baltimore Orioles Inside-the-Park Home Runs							
Date	Score	Batter	RBI	Pitcher	INN	OUTS	
-	-	-	-	-	-	-	

Opponent Inside-the-Park Home Runs							
Date	Score	Batter	RBI	Pitcher	INN	OUTS	
-	-	-	-	-	-	-	

Baltimore Orioles Pinch-Hit Home Runs							
Date	Score	Batter	RBI	Pitcher	INN	OUTS	
7/10 (G1)	NYM 1 @ BAL 3	Gunnar Henderson	2	Ryne Stanek	8	0	
5/10	BAL 2 @ LAA 5	Ramón Laureano	1	Brock Burke	9	0	

Opponent Pinch-Hit Home Runs							
Date	Score	Batter	RBI	Pitcher	INN	OUTS	
6/18	BAL 8 @ TB 12	Brandon Lowe	2	Yennier Cano	5	2	
5/11	BAL 7 @ LAA 3	Matthew Lugo	1	Félix Bautista	9	2	
5/7	BAL 2 @ MIN 5	Harrison Bader	2	Keegan Akin	7	1	

Baltimore Orioles Leadoff Home Runs							
Date	Score	Batter	Pitcher				
7/20	BAL 5 @ TB 3	Jackson Holliday	Ryan Pepiot				
5/31	CWS 2 @ BAL 4	Jackson Holliday	David Martin				
4/19	CIN 5 @ BAL 9	Cedric Mullins	Hunter Greene				
4/3	BOS 8 @ BAL 4	Cedric Mullins	Tanner Houck				
3/29	BAL 9 @ TOR 5	Colton Cowser	Max Scherzer				

Opponent Leadoff Home Runs							
Date	Score	Batter	Pitcher				
6/16	BAL 1 @ TB 7	Josh Lowe	Zach Eflin				
5/24 (G1)	BAL 5 @ BOS 6	Jarren Duran	Zach Eflin				
5/18	WSH 10 @ BAL 4	CJ Abrams	Zach Eflin				
4/29	NYY 15 @ BAL 3	Trent Grisham	Kyle Gibson				
4/23	BAL 3 @ WSH 4	James Wood	Tomoyuki Sugano				

LAST TIME IT HAPPENED	
BATTING	
Eutaw St. Home Run	Gunnar Henderson, 8/14/24 vs. WSH (Herz)
Opponent	Jonathan Aranda, 6/28/25 vs. TB (Eflin)
Second Deck Home Run in LF at OPACY	Austin Hays, 6/7/22 vs. CHC (Mills)
Opponent	Pete Alonso, 9/2/20 vs. NYM (Means)
Grand Slam	Gary Sánchez, 6/15/25 vs. LAA (Brogdon)
Two Grand Slams in One Game	Reimold, Clevenger, 9/11/15 vs. KC (Herrera, Chamberlain)
Pinch-Hit Home Run	Gunnar Henderson, 7/10/25 (G1) vs. NYM (Stanek)
Pinch-Hit Walk-Off Home Run	Nolan Reimold, 7/24/16 vs. CLE (Allen)
Pinch-Hit Grand Slam	Dwight Evans, 7/26/91 vs. OAK (Nelson)
Inside the Park Home Run	Jorge Mateo, 8/20/23 at OAK (Sears)
LH & RH Home Run, Same Game	Anthony Santander, 8/7/24 at TOR (Francis, Yarbrough)
Individual 2-Home Run Game	Jackson Holliday, 5/4/25 vs. KC (Lorenzen)
Individual 3-Home Run Game	Ryan Mountcastle, 6/19/21 vs. TOR (Manoah, Kay)
Individual 4-Home Run Game	Never
Home Run in Consecutive Games	Ramón Laureano, 7/21-22 at CLE
Home Run in 3 Consecutive Games	Colton Cowser, 6/17-19/25 at TB
Home Run in 4 Consecutive Games	Gunnar Henderson, 5/17-20/24 vs. SEA, at STL
Home Run in 5 Consecutive Games	Jonathan Schoop, 7/22-27/18 vs. TOR, BOS, TB
Home Run in 6 Consecutive Games	Chris Davis, 9/26-10/2/12 vs. TOR, BOS, TB
4-Home Run Game, Team	6/27/25 vs. TB
5-Home Run Game, Team	4/19/25 vs. CIN
6-Home Run Game, Team	3/27/25 at TOR
7-Home Run Game, Team	6/2/16 vs. BOS
8+-Home Run Game, Team	6/16/15 vs. PHI (8)
10+-Run Game, Team	6/30/25 at TEX (10)
15+-Run Game, Team	6/27/25 vs. TB (22)
20+-Run Game, Team	6/27/25 vs. TB (22)
Back-to-Back HR	Sánchez/Urias/O’Hearn, 6/24/25 vs. TEX (7 th inning)
Back-to-Back HR to Start First Inning	Mullins/Henderson, 4/19/25 vs. CIN
Back-to-Back-to-Back HR	Sánchez/Urias/O’Hearn, 6/24/25 vs. TEX (7 th inning)
Back-to-Back-to-Back HR to Start First Inning	Flaherty/Hardy/Markakis, 5/10/12 (G1) vs. TEX
2 Back-to-Back HRs, Same Game	Mullins/Henderson (1 st) & Laureano/Westburg (7 th), 4/19/25 vs. CIN
Leadoff Home Run	Jackson Holliday, 7/20/25 at TB (Pepiot)
Walk-Off Win	Anthony Santander (HR), 9/19/24 vs. SF (Walker)
Walk-Off Home Run	Anthony Santander, 9/19/24 vs. SF (Walker)
Walk-Off Grand Slam	Manny Machado, 8/18/17 vs. LAA (Middleton)
Walk-Off Home Run, Eutaw St.	Rio Ruiz, 8/11/19 vs. HOU (Osuna)
Home Run, 15 th Inning or later	Jonathan Villar, 7/25/19 at LAA (Canning)
Home Run, 17 th Inning or later	Adam Jones, 5/6/12 at BOS (McDonald)
Home Run by a Pitcher	Zack Britton, 7/3/11 at ATL (Beachy)
2-Home Run Game by a Pitcher	Milt Pappas, 8/27/61 at MIN (Ramos)
Oriole to hit a Home Run for 1 st ML hit	Connor Norby, 6/4/24 at TOR (Pearson)
Oriole w/ 2 Home Runs in One Inning	Mark Trumbo, 4/15/16 at TEX (7 th inning, Pérez, Faulkner)
Oriole w/ 3 Home Runs in Consecutive Innings	Manny Machado, 8/7/16 at CWS (1 st , 2 nd , 3 rd inning, Shields, Albers)
5-Hit Game	Adley Rutschman, 6/21/24 at HOU
6-Hit Game	Cal Ripken, Jr., 6/13/99 at ATL
5-RBI Game	Cedric Mullins, 3/27/25 at TOR
6-RBI Game	Adley Rutschman, 6/9/24 at TB
7-RBI Game	Ryan Mountcastle, 4/11/23 vs. OAK (9)
8-RBI Game	Ryan Mountcastle, 4/11/23 vs. OAK (9)
9-RBI Game	Ryan Mountcastle, 4/11/23 vs. OAK
PITCHING	
Perfect Game	Never
No-Hitter	5/5/21 at SEA (Means)
1-Hitter	5/26/24 at CWS (Bradish, Coulombe, Cano, Kimbrel)
Complete Game	9/23/22 vs. HOU (Kremer)
Shutout	9/23/22 vs. HOU (Kremer)
Team Shutout	6/23/25 vs. TB (Rogers, Kittredge)
Consecutive CG, Pitcher	Sidney Ponson (2), 5/16-22/04
Consecutive Shutouts, Pitcher	Mike Mussina (2), 9/26-10/1/95
Consecutive CG, Team	5/13-14/11 (Guthrie, Bergesen)
Consecutive Shutouts, Team	4/18-19/23 at WSH
10+ Strikeout Game, Pitcher	Charlie Morton (10), 6/13/25 vs. LAA
15+ Strikeout Game, Pitcher	Erik Bedard (15), 7/7/07 at TEX
10+ Strikeout Game, Team	7/24/25 at CLE (11)
15+ Strikeout Game, Team	6/13/25 vs. LAA (15)
4+ Strikeouts in an inning	Mike Cuellar (4), 5/29/70 at CAL
Immaculate Inning	Brandon Young, 7/8/25 vs. NYM (5 th inning)
MISCELLANEOUS	
Hit for the Cycle	Cedric Mullins, 5/12/23 vs. PIT (7 th in club history)
Steal of Home	Ryan Mountcastle, 5/30/25 vs. CWS
Position Player to Pitch	Luis Vázquez, 7/1/25 at TEX (0.1 IP)
Triple Play Turned	9/18/22, Bottom 3 rd at TOR (Chapman batting/Kremer pitching) Scoring: 6-4-3 (Mateo-Vavra-Aguilar)
Manager Ejection	Tony Mansolino, 7/20/25 at TB (1 st career)
Player Ejection	Ryan O’Hearn, 7/21/25 at CLE (3 rd career)
WINNING SWEEPS	
2-Game, at OPACY	September 26-27, 2023 vs. WSH
2-Game, Road	April 18-19, 2023 at WSH
3-Game, at OPACY	June 13-15, 2025 vs. LAA
3-Game, Road	July 4-6, 2025 at ATL
4-Game, at OPACY	July 7-10, 2022 vs. LAA
4-Game, Road	June 7-10, 2024 at TB
Doubleheader	July 10, 2025 vs. NYM

2025 OUTFIELD ASSISTS						
Outfielder	1B	2B	3B	HP	TOTAL	ERRORS (F-T)
Jordyn Adams	-	-	-	-	-	-
Dylan Carlson	-	2	-	1	3	-
Colton Cowser	-	-	1	1	2	1 (0-1)
Cooper Hummel	-	-	-	-	-	-
Heston Kjerstad	-	4	-	-	4	-
Ramón Laureano	-	4	-	3	7	5 (2-3)
Jorge Mateo	-	-	-	-	-	1 (1-0)
Cedric Mullins	-	-	-	-	-	3 (1-2)
Ryan O’Hearn	-	-	-	-	-	-
Tyler O’Neill	1	3	-	1	5	1 (1-0)
Team Totals	1	13	1	6	21	11 (5-6)

2025 CATCHING BREAKDOWN								
Catcher	Errors		SB		Pick-offs		ERA	W-L (GS)
	F-T-C	PB	CCS-ATT	1B-2B-3B	Inn.			
Maverick Handley	0-0-1	0	0-13	0-0-0	120.2	4.25	7-7	
Alex Jackson	0-1-0	1	1-8	0-0-0	48.0	6.56	3-2	
Adley Rutschman	0-2-0	1	8-39	0-1-0	424.1	4.96	22-27	
Gary Sánchez	0-2-2	1	1-18	1-0-0	175.1	5.39	8-11	
Jacob Stallings	0-1-0	2	3-12	0-0-0	88.0	3.99	3-7	
Chadwick Tromp	0-1-0	1	0-2	0-0-0	39.0	5.77	2-3	
Totals	0-7-3	6	13-92	1-1-0	895.1	4.98	45-57	


SCORING BY INNING											
	1	2	3	4	5	6	7	8	9	Extras	Totals
OPPONENTS	69	52	68	64	64	44	51	71	32	8	523
ORIOLES	42	47	62	29	44	57	50	51	19	15	416


ORIOLES WHO MADE THEIR MAJOR LEAGUE DEBUT IN 2025			
DATE	PLAYER	STATS	NOTES
5/27 vs. STL	Yamil Hiraldo	1.1 IP, 1 H, 1 K	Entered in 8 th
5/18 vs. WSH	Kade Strowd	1.0 IP, 2 H, R, ER, K	Entered in 9 th
4/29 vs. NYY	Maverick Handley	0-2, 2 K	Def. in 6 th
4/26 (G2) at DET	Grant Wolfram	0.1 IP, 1 H, 1 BB	Final out of 7 th
4/19 vs. CIN	Brandon Young	ND: 4.0+ IP, 7 H, 3 R, 3 ER, 3 BB, 3 K, HR	Game Started
3/30 at TOR	Tomoyuki Sugano	L: 4.0 IP, 4 H, 2 R, 2 ER, 2 BB, 1 K	Game Started


2025 SCHEDULE


G#	DATE	OPP.	W-L	SCORE	WP/LP/SV	REC	POS	GA/GB	ATT.
1	3/27	at TOR	W	12-2	Eflin/Berrios	1-0	T-1 st	+0.5	40,734
2	3/28	at TOR	L	8-2	Gausman/Morton	1-1	T-3 rd	-0.5	26,289
3	3/29	at TOR	W	9-5	Kremer/Lovelyad	2-1	2 nd	-0.5	27,005
4	3/30	at TOR	L	3-1	Bassitt/Sugano/Hoffman	2-2	3 rd	-1.5	21,069
5	3/31	vs. BOS	W	8-5	Dominguez/Newcomb	3-2	3 rd	-1.0	45,002*
MARCH TOTALS: 3-2				TEAM ERA: 4.60	TEAM AVG: .305				
6	4/1	OFF DAY				3-2	4 th	-1.0	
6	4/2	vs. BOS	L	3-0	Crochet/Eflin/Chapman	3-3	4 th	-1.5	18,146
7	4/3	vs. BOS	L	8-4	Kelly/Morton	3-4	T-4 th	-2.0	16,656
8	4/4	at KC	L	8-2	Lugo/Kremer	3-5	5 th	-2.5	14,196
9	4/5	at KC	W	8-1	Sugano/Wacha	4-5	5 th	-2.5	14,383
10	4/6	at KC	L	4-1	Bubic/Povich/Estévez	4-6	5 th	-2.5	19,098
11	4/7	at AZ	W	5-1	Eflin/Gallen	5-6	T-4 th	-1.5	20,333
12	4/8	at AZ	L	4-3	Kelly/Morton/Martinez	5-7	4 th	-2.0	23,843
13	4/9	at AZ	L	9-0	Pfaadt/Kremer	5-8	5 th	-2.5	22,411
14	4/10	OFF DAY				5-8	5 th	-2.5	
14	4/11	vs. TOR	**POSTPONED**		Rescheduled for 7/29 (DH)	5-8	5 th	-2.5	
14	4/12	vs. TOR	W	5-4	Baker/Francis/Bautista	6-8	T-4 th	-2.0	22,130
15	4/13	vs. TOR	L	7-6 (10)	Hoffman/Bowman	6-9	5 th	-2.5	27,193
16	4/14	OFF DAY				6-9	5 th	-2.5	
16	4/15	vs. CLE	L	6-3	Allen/Morton/Clase	6-10	5 th	-3.5	14,203
17	4/16	vs. CLE	W	9-1	Kremer/Williams	7-10	5 th	-3.5	13,964
18	4/17	vs. CLE	W	6-2	Sugano/Bibee	8-10	4 th	-3.5	16,201
19	4/18	vs. CIN	L	8-3	Abbott/Povich	8-11	4 th	-4.5	42,587*
20	4/19	vs. CIN	W	9-5	Dominguez/Greene/Bautista	9-11	4 th	-3.5	28,534
21	4/20	vs. CIN	L	24-2	Rogers/Morton/Wynne	9-12	4 th	-4.5	19,053
22	4/21	OFF DAY				9-12	4 th	-4.0	
22	4/22	at WSH	L	7-0	Parker/Kremer	9-13	4 th	-4.0	29,504
23	4/23	at WSH	L	4-3	López/Soto/Finnegan	9-14	5 th	-5.0	22,246
24	4/24	at WSH	W	2-1	Povich/Gore/Bautista	10-14	5 th	-4.5	23,058
25	4/25	at DET	**POSTPONED**		Rescheduled for 4/26 (DH)	10-14	5 th	-4.0	
25	4/26-1	at DET	L	4-3	Mize/Young/Vest	10-15			28,509
26	4/26-2	at DET	L	6-2	Hurter/Morton	10-16	5 th	-5.0	21,422
27	4/27	at DET	L	7-0	Skubal/Kremer	10-17	5 th	-6.5	28,613
28	4/28	vs. NYY	W	4-3	Sugano/Warren/Bautista	11-17	5 th	-5.5	22,775
29	4/29	vs. NYY	L	15-3	Rodón/Gibson	11-18	5 th	-6.5	22,164
30	4/30	vs. NYY	W	5-4	Baker/Carrasco/Bautista	12-18	5 th	-5.5	22,381
APRIL TOTALS: 9-16				TEAM ERA: 5.64	TEAM AVG: .206				
31	5/1	OFF DAY				12-18	5 th	-5.5	
31	5/2	vs. KC	W	3-0	Kremer/Wacha/Bautista	13-18	5 th	-5.5	26,364
32	5/3	vs. KC	L	4-0	Bubic/Sugano	13-19	5 th	-5.5	19,348
33	5/4	vs. KC	L	11-6	Zerpa/Cano	13-20	5 th	-5.5	31,956
34	5/5	OFF DAY				13-20	5 th	-5.0	
34	5/6	at MIN	L	9-1	López/Povich	13-21	5 th	-6.0	19,779
35	5/7	at MIN	L	5-2	Coulombe/Morton/Duran	13-22	5 th	-7.0	16,417
36	5/8	at MIN	L	5-2	Jax/Cano/Duran	13-23	5 th	-7.5	17,410
37	5/9	at LAA	W	4-1	Sugano/Hendricks/Bautista	14-23	5 th	-7.5	30,778
38	5/10	at LAA	L	5-2	Kochanowicz/Gibson	14-24	5 th	-7.5	27,975
39	5/11	at LAA	W	7-3	Eflin/Ty. Anderson	15-24	5 th	-8.0	29,460
40	5/12	OFF DAY				15-24	5 th	-8.0	
40	5/13	vs. MIN	**POSTPONED**		Rescheduled for 5/14 (DH)	15-24	5 th	-7.5	
41	5/14-1	vs. MIN	L	6-3	Stewart/Kremer/Duran	15-25	5 th	-8.5	
41	5/14-2	vs. MIN	L	8-6	Funderburk/Cano/Sands	15-26	5 th	-9.0	10,169
42	5/15	vs. MIN	L	4-0	Paddock/Sugano	15-27	5 th	-9.5	30,926
43	5/16	vs. WSH	L	4-3	López/Bautista/Finnegan	15-28	5 th	-10.5	21,171
44	5/17	vs. WSH	L	10-6	Irvin/Gibson	15-29	5 th	-10.5	28,208
45	5/18	vs. WSH	L	10-4	Soroka/Eflin	15-30	5 th	-11.5	37,264
46	5/19	at MIL	L	5-4	Uribe/Cano/Megill	15-31	5 th	-12.0	22,319
47	5/20	at MIL	L	5-2	Henderson/McDermott/Uribe	15-32	5 th	-13.0	22,778
48	5/21	at MIL	W	8-4 (11)	Baker/Alexander	16-32	5 th	-13.0	30,554
49	5/22	at BOS	**POSTPONED**		Rescheduled for 5/23 (DH)	16-32	5 th	-13.5	
49	5/23-1	at BOS	L	19-5	Whitlock/Dominguez	16-33	5 th	-14.0	31,150
50	5/23-2	at BOS	**POSTPONED**		Rescheduled for 5/24 (DH)	16-33	5 th	-13.5	
50	5/24-1	at BOS	L	6-5 (10)	Weissert/Soto	16-34	5 th	-14.5	30,958
51	5/24-2	at BOS	W	2-1	Kittredge/Bernardino/Dominguez	17-34	5 th	-14.0	34,604
52	5/25	at BOS	W	5-1	Kremer/Buehler	18-34	5 th	-14.0	36,824
53	5/26	vs. STL	W	5-2	Morton/Fedde/Bautista	19-34	5 th	-14.0	21,717
54	5/27	vs. STL	L	7-4	Matz/Baker/Helsley	19-35	5 th	-15.0	13,779
55	5/28	vs. STL	L	6-4	King/Povich/Helsley	19-36	5 th	-16.0	14,491
56	5/29	OFF DAY				19-36	5 th	-16.0	
56	5/30	vs. CWS	W	2-1	Eflin/Burke/Bautista	20-36	5 th	-15.0	22,108
57	5/31	vs. CWS	W	4-2	Kremer/Martin/Bautista	21-36	5 th	-14.0	23,470
MAY TOTALS: 9-18				TEAM ERA: 5.21	TEAM AVG: .250				
58	6/1	vs. CWS	W	3-2	Morton/Houser/Baker	22-36	5 th	-14.0	33,037
59	6/2	OFF DAY				22-36	5 th	-14.0	
59	6/3	at SEA	W	5-1	Sugano/Kirby	23-36	5 th	-14.0	21,089
60	6/4	at SEA	W	3-2	Cano/Vargas/Bautista	24-36	5 th	-13.0	19,231
61	6/5	at SEA	W	4-3	Eflin/Woo/Baker	25-36	5 th	-13.0	27,887
62	6/6	at ATH	L	5-4	Sears/Kremer/Miller	25-37	5 th	-14.0	8,424
63	6/7	at ATH	W	7-4	Akin/Severino/Bautista	26-37	5 th	-13.0	9,185
64	6/8	at ATH	L	5-1	Newcomb/Sugano	26-38	5 th	-13.0	8,836
65	6/9	OFF DAY				26-38	5 th	-13.0	
65	6/10	vs. DET	L	5-3	Lee/Povich/Vest	26-39	5 th	-14.0	20,291
66	6/11	vs. DET	W	10-1	Eflin/Mize	27-39	5 th	-14.0	18,630
67	6/12	vs. DET	L	4-1	Skubal/Kremer/Vest	27-40	5 th	-15.0	18,800
68	6/13	vs. LAA	W	2-0	Morton/Kochanowicz/Bautista	28-40	5 th	-14.0	20,204
69	6/14	vs. LAA	W	6-5	Akin/Anderson/Bautista	29-40	5 th	-13.0	26,313
70	6/15	vs. LAA	W	11-2	Povich/Kikuchi	30-40	5 th	-12.0	33,370
71	6/16	at TB	L	7-1	Pepiot/Eflin	30-41	5 th	-12.0	10,046
72	6/17	at TB	W	5-1	Kremer/Littell	31-41	5 th	-11.0	10,046
73	6/18	at TB	L	12-8	Montgomery/Kittredge	31-42	5 th	-11.0	10,046
74	6/19	at TB	W	4-1	Morton/Rasmussen/Bautista	32-42	5 th	-11.0	10,046
75	6/20	at NYY	W	5-3	Blewett/Weaver/Bautista	33-42	5 th	-10.0	47,034
76	6/21	at NYY	L	9-0	Schmidt/Eflin	33-43	5 th	-11.0	46,142
77	6/22	at NYY	L	4-2	Cruz/Baker/Williams	33-44	5 th	-12.0	45,571
78	6/23	vs. TEX	W	6-0	Rogers/Corbin	34-44	5 th	-11.0	13,929
79	6/24	vs. TEX	L	6-5 (10)	Jackson/Dominguez/Garcia	34-45	5 th	-11.0	16,909
80	6/25	vs. TEX	L	7-0	deGrom/Young	34-46	5 th	-12.0	22,828
81	6/26	OFF DAY				34-46	5 th	-12.0	
81	6/27	vs. TB	W	22-8	Sugano/Orze	35-46	5 th	-12.0	20,047
82	6/28	vs. TB	L	11-3	Littell/Eflin	35-47	5 th	-12.0	30,491
83	6/29	vs. TB	W	5-1	Kremer/Bradley	36-47	5 th	-12.0	19,226
84	6/30	at TEX	W	10-6 (10)	Akin/Milner	37-47	5 th	-11.0	27,420
JUNE TOTALS: 16-11				TEAM ERA: 4.05	TEAM AVG: .253				
85	7/1	at TEX	L	10-2	deGrom/Young/Latz	37-48	5 th	-11.0	30,933
86	7/2	at TEX	L	6-0	Eovaldi/Sugano/Dunning	37-49	5 th	-11.0	27,636
87	7/3	OFF DAY				37-49	5 th	-11.5	
87	7/4	at ATL	W	3-2	Morton/Strider/Bautista	38-49	5 th	-11.5	40,249
88	7/5	at ATL	W	9-6 (10)	Bautista/Montero/Cano	39-49	5 th	-11.5	37,170
89	7/6	at ATL	W	2-1	Rogers/Holmes/Dominguez	40-49	5 th	-11.5	34,012
90	7/7	OFF DAY				40-49	5 th	-12.0	
90	7/8	vs. NYM	L	7-6 (10)	Díaz/Cano/Brazobán	40-50	5 th	-13.0	35,200
91	7/9	vs. NYM	**POSTPONED**		Rescheduled for 7/10 (DH)	40-50	5 th	-12.5	
91	7/10-1	vs. NYM	W	3-1	Wolfgram/Stanek/Bautista	41-50	5 th	-12.0	25,262
92-2	7/10	vs. NYM	W	7-3	Sugano/Hagenman	42-50	5 th	-11.5	17,961
93	7/11	vs. MIA	W	5-2	Kremer/Cabrera	43-50	5 th	-11.5	22,213
94	7/12	vs. MIA	L	6-0	Junk/Rogers	43-51	5 th	-11.5	34,332
95	7/13	vs. MIA	L	11-1	Pérez/Young	43-52	5 th	-11.5	17,599

7/14 Home Run Derby (Truist Park - Atlanta, GA)									
7/15 MLB All-Star Game (Truist Park - Atlanta, GA)									
7/16-17 All-Star Break									
96	7/18	at TB	L	11-1	Bradley/Morton	43-53	5 th	-12.5	10,046
97	7/19	at TB	L	4-3	Uceta/Domínguez/Fairbanks	43-54	5 th	-13.5	10,046
98	7/20	at TB	W	5-3	Rogers/Pepiot/Bautista	44-54	5 th	-13.5	9,195
99	7/21	at CLE	L	10-5	Bibee/Selby	44-55	5 th	-14.5	21,748
100	7/22	at CLE	L	6-3	Cantillo/Young/Clase	44-56	5 th	-14.5	22,714
101	7/23	at CLE	L	3-2	Gaddis/Selby/Clase	44-57	5 th	-15.5	30,476
102	7/24	at CLE	W	4-3	Morton/Allen/Soto	45-57	5 th	-15.5	26,223
103	7/25	vs. COL	7:05 PM	MASN					
104	7/26	vs. COL	7:05 PM	MASN					
105	7/27	vs. COL	1:35 PM	MASN					
106	7/28	vs. TOR	6:35 PM	MASN					
107	7/29-1	vs. TOR	12:35 PM	MASN					
108	7/29-2	vs. TOR	6:35 PM	MASN					
109	7/30	vs. TOR	12:35 PM	MASN					
JULY TOTALS: 8-10				TEAM ERA: 5.22	TEAM AVG: .221				
110	8/1	at CHC	2:20 PM	MASN2					
111	8/2	at CHC	2:20 PM	MASN2	FS1 ⁺				
112	8/3	at CHC	2:20 PM	MASN2					
113	8/4	at PHI	6:45 PM	MASN					
114	8/5	at PHI	6:45 PM	MASN					
115	8/6	at PHI	12:35 PM	MASN					
	8/7	OFF DAY							
116	8/8	vs. ATH	7:05 PM	MASN					
117	8/9	vs. ATH	7:05 PM	MASN					
118	8/10	vs. ATH	1:35 PM	MASN					
	8/11	OFF DAY							
119	8/12	vs. SEA	6:35 PM	MASN					
120	8/13	vs. SEA	6:35 PM	MASN					
121	8/14	vs. SEA	1:05 PM	MASN2					
122	8/15	at HOU	8:10 PM	MASN2					
123	8/16	at HOU	7:10 PM	MASN2					
124	8/17	at HOU	2:10 PM	MASN					
125	8/18	at BOS	7:10 PM	MASN					
126	8/19	at BOS	7:10 PM	MASN					
	8/20	OFF DAY							
127	8/21	vs. HOU	7:15 PM	FOX					
128	8/22	vs. HOU	7:05 PM	MASN					
129	8/23	vs. HOU	7:05 PM	MASN					
130	8/24	vs. HOU	1:35 PM	MASN					
131	8/25	vs. BOS	6:35 PM	MASN					
132	8/26	vs. BOS	6:35 PM	MASN					
133	8/27	vs. BOS	6:35 PM	MASN					
134	8/28	vs. BOS	1:05 PM	MASN					
135	8/29	at SF	10:15 PM	MASN2					
136	8/30	at SF	7:15 PM	FOX					
137	8/31	at SF	4:05 PM	MASN2					
AUGUST TOTALS: 0-0				TEAM ERA: ---	TEAM AVG: ---				
138	9/1	at SD	6:40 PM	MASN2					
139	9/2	at SD	9:40 PM	MASN2					
140	9/3	at SD	4:10 PM	MASN2					
	9/4	OFF DAY							
141	9/5	vs. LAD	7:05 PM	MASN					
142	9/6	vs. LAD	7:05 PM	MASN					
143	9/7	vs. LAD	1:35 PM	MASN					
	9/8	OFF DAY							
144	9/9	vs. PIT	6:35 PM	MASN					
145	9/10	vs. PIT	6:35 PM	MASN					
146	9/11	vs. PIT	1:05 PM	MASN					
147	9/12	at TOR	7:07 PM	MASN2					
148	9/13	at TOR	3:07 PM	MASN2					
149	9/14	at TOR	1:37 PM	MASN2					
150	9/15	at CWS	7:40 PM	MASN2					
151	9/16	at CWS	7:40 PM	MASN2					
152	9/17	at CWS	2:10 PM	MASN2					
153	9/18	vs. NYY	7:15 PM	FOX					
154	9/19	vs. NYY	7:05 PM	MASN					
155	9/20	vs. NYY	7:05 PM	MASN					
156	9/21	vs. NYY	1:35 PM	MASN					
	9/22	OFF DAY							
157	9/23	vs. TB	6:35 PM	MASN2					
158	9/24	vs. TB	6:35 PM	MASN2	FS1 ⁺				
159	9/25	vs. TB	1:05 PM	MASN					
160	9/26	at NYY	7:05 PM	MASN					
161	9/27	at NYY	1:05 PM	MASN					
162	9/28	at NYY	3:05 PM	MASN					
SEPTEMBER TOTALS: 0-0				TEAM ERA: ---	TEAM AVG: ---				
*Indicates home sellout									
^Indicates out-of-market broadcast									
Pitchers in CAPS indicates complete game									
All times listed are Eastern									
MASN and MASN2 games can also be streamed locally via MASN+									
All games broadcast on the Orioles Radio Network and 98 Rock 97.9 FM/HD2 & WBAL NewsRadio 1090 AM/101.5 FM									









DELAYS & POSTPONEMENTS				
DATE	OPPONENT (Reason)	TIME (Delay)		RESULT
7/20	at TB (rain)	2:36 (top 7 th)		W, 5-3
7/13	vs. MIA (inclement weather)	1:38 (pregame)		L, 11-1
7/9	vs. NYM (inclement weather)	Postponed	Rescheduled for a DH on 7/10	
7/8	vs. NYM (inclement weather)	0:46 (pregame)		L, 7-6
6/19	at TB (inclement weather)	0:10 (pregame)		W, 4-1
6/13	vs. LAA (rain)	2:16 (pregame , bottom 5 th)		W, 2-0
5/28	vs. STL (rain)	0:31 (pregame)		L, 6-4
5/24 (G1)	at BOS (rain)	0:26 (pregame)		L, 6-5
5/23 (G2)	at BOS (rain)	Postponed	Rescheduled for a DH on 5/24	
5/22	at BOS (rain)	Postponed	Rescheduled for a DH on 5/23	
5/16	vs. WSH (inclement weather)	0:12 (pregame)		L, 4-3
5/13	vs. MIN (inclement weather)	Postponed	Rescheduled for a DH on 5/14	
5/3	vs. KC (rain)	0:57 (top 2 nd)		L, 4-0
4/25	at DET (inclement weather)	Postponed	Rescheduled for a DH on 4/26	
4/11	vs. TOR (rain)	Postponed	Rescheduled for a DH on 7/29	

TOTAL TIME OF DELAYS: 9:32

COLDEST GAME TIME TEMPERATURE: 45 degrees, April 5 at Kansas City (W, 8-1)

WARMEST GAME TIME TEMPERATURE: 100 degrees, 2x, last: June 24 vs. Texas (L, 6-5 [10])