



WORLD CHAMPIONS: 1983, 1970, 1966 • AL CHAMPIONS: 1979, 1971, 1969 • AL EAST CHAMPIONS: 2023, 2014, 1997, 1974, 1973 • AL WILDCARD: 2024, 2016, 2012, 1996

BALTIMORE ORIOLES (13-18) vs. KANSAS CITY ROYALS (17-16)

RHP Tomoyuki Sugano (3-1, 3.00) vs. LHP Kris Bubic (2-2, 2.25)

Saturday, May 3, 2025 • 7:15 p.m. ET • Oriole Park at Camden Yards • Baltimore, MD

TV: FOX • Radio: 98 Rock 97.9 FM/HD2 & WBAL NewsRadio 1090 AM/101.5 FM

Game No. 32

Home Game No. 16

O's AT A GLANCE	
Overall	13-18
Home	8-7
Road	5-11
Day	6-8
Night	7-10
Current Streak	W2
Last 5 Games	3-2
Last 10 Games	4-6
March	3-2
April	9-16
May	1-0
June	-
July	-
August	-
September	-
vs. LHSP	2-8
vs. RHSP	11-10
Series Opener	6-5
Series Opener at Home	4-2
Series Opener on Road	2-3
By Series	2-6-2
By Home Series	2-2-1
By Road Series	0-4-1
Rubber Games	2-4
Sweeps/Were Swept	0-1
Scored First	9-6
Opponent Scored First	4-12
1-run games	4-4
Comeback Wins	6-7
Last AB Wins	0-2
Walkoff Wins	-
Extra Innings	0-1
Led After 6	12-1
Led After 7	13-1
Led After 8	13-0
Tied After 6	1-0
Tied After 7	-
Tied After 8	0-1
Behind After 6	0-17
Behind After 7	0-17
Behind After 8	0-17
vs. AL Teams	10-12
vs. AL East	6-6
vs. AL Central	4-6
vs. AL West	-
vs. NL Teams	3-6
vs. NL East	1-2
vs. NL Central	1-2
vs. NL West	1-2
Hit 0 HR	3-10
Hit 1+ HR	10-8
Hit 2+ HR	7-3
Scored 3 or Fewer Runs	2-16
Scored 4 or More Runs	11-2
Allowed 3 or Fewer Runs	8-2
Allowed 4 or More Runs	5-16
More Hits than Opponent	7-3
Fewer Hits than Opponent	5-14
Committed No Errors	7-9
Committed 1 or More Errors	6-9
Starter Goes at least 5 inn	9-8
Starter Goes at least 6 inn	5-3
Starter Goes at least 7 inn	2-1

ORIOLESPRESSBOX.COM

The 2025 Baltimore Orioles Media Guide, as well as the latest game notes, rosters, press releases, and other team information, can be found at [oriolepressbox.com](#).

BIRDLAND BITES: The Orioles beat the Royals, 3-0, last night in the series opener for their second straight win...Baltimore is 3-1 on this six-game homestand, which began on Monday with the Yankees...The O's have two more games with Kansas City through Sunday before a six-game road trip at Minnesota and Los Angeles-AL begins on Tuesday at Target Field.

🦅 The Birds have won back-to-back games for the second time this year (4/16-17)...The team has not won three straight since sweeping the Twins in the final three games of the 2024 season from September 27-29.

🦅 Last night's 2:03 time of game was the quickest Orioles game since May 3, 2023 at Kansas City (1:59), fastest for the Orioles at home since April 15, 2021 (G2) vs. Seattle (2:01, 7.0 IP), and the quickest nine-inning game since April 29, 2015 vs. Chicago-AL (2:03)...That White Sox game was the first crowdless game in MLB history due to the civil unrest in Baltimore following the death of Freddie Gray.

🦅 Baltimore threw its first shutout since September 6, 2024 vs. Tampa Bay (2-0).

🦅 **Dean Kremer** became the first Oriole this season to toss 7.0 scoreless innings after allowing three hits and one walk with two strikeouts...Marked his third career start of at least 7.0 shutout frames, joining September 23, 2022 vs. Houston (9.0 IP) and June 28, 2022 at Seattle (7.0 IP).

🦅 **Ryan O'Hearn** broke a scoreless tie with a two-run homer in the seventh inning, his sixth of the year to tie **Cedric Mullins** for the team lead...The home run was the sixth career go-ahead blast by O'Hearn in the seventh inning or later and the first since July 25, 2023 at Philadelphia (solo, 8th, off Strahm).

🦅 **Félix Bautista** secured his sixth save of the season and fifth in as many appearances...After surrendering two runs on three hits and three walks with three strikeouts in his first two games in March, Bautista has allowed two hits and three walks with nine strikeouts in eight games (8.0 IP) since April 1.

HOMER HAPPY: After **Ryan Mountcastle** and **Ramón Urías** went deep on Wednesday, the O's have 11 players with at least two home runs this season, most in MLB...It's the most players with multiple homers the O's have ever had before May in a season, per *STATS Perform*.

🦅 Baltimore has received 17 home runs from spots 6-9 in the batting order, tied for the third most in MLB with New York-AL, behind Chicago-NL and Cincinnati (both 18)...The O's led MLB with 87 such homers in 2024.

🦅 The Orioles are one of eight teams with at least three leadoff home runs this season... Since the start of last year, the O's lead MLB with 16 leadoff blasts.

DOUBLE TROUBLE: Baltimore ranks last in MLB with 37 doubles...The O's were third in MLB with 309 doubles in 2023, and from 2022-24, the Orioles' 846 doubles were third most in the AL and sixth most in MLB during that time.

TOP GUNN: **Gunnar Henderson** has hit safely in seven straight games since April 26 (G1), the second longest by an Oriole this season behind an eight-gamer from **Adley Rutschman** (4/3-13)...Henderson is batting .296/.321/.481 (8-for-27) with two doubles and a home run during this stretch...Marks his longest hitting streak since a seven-game run from September 18-25, 2024...His last longer than seven was an eight-gamer from July 25-August 1, 2024.

🦅 Henderson's 95.5 mph average exit velocity is tied for the fourth best in the majors with NYY's Aaron Judge, trailing PIT's Oneil Cuz (96.5) and BOS' Rafael Devers and LAD's Shohei Ohtani (both 95.7).

🦅 His 38 hard-hit balls (95+ mph) are most on the O's despite missing the team's first seven games of the year.

RISPY BUSINESS: Baltimore went 3-for-7 with runners in scoring position last night with all three hits coming in the seventh inning...Marked the first time the Orioles have had three hits with runners in scoring position in one game since April 19 vs. Cincinnati (3-for-11)...The Birds were a combined 3-for-36 (.083 AVG) in the previous five games...The O's .198 (43-for-217) RISP average on the season is the second lowest in MLB ahead of only the Rockies (.191, 42-for-220).

🦅 In 13 wins this season, Baltimore is 33-for-108 (.306 AVG) with runners in scoring position, compared to 10-for-109 (.092) in 18 defeats.

🦅 The Birds' 13 extra-base hits with runners in scoring position this season are tied with the Padres for the fewest in MLB.

THE MAGIC NUMBER: The O's improved to 2-26 since September 7, 2024 when scoring three or fewer runs last night...The club is 11-2 when scoring at least four runs this season, with 10 of those victories featuring at least five runs.

🦅 Since 2024, Baltimore is 91-21 (.813) when scoring four or more runs, third best in the majors behind Cleveland (90-15, .857) and San Diego (92-16, .852)...During that same time, the Birds are 13-68 (.160) when scoring three runs or fewer, tied for the third-worst mark in the AL with the Red Sox (also 13-68), ahead of the White Sox (13-133, .103) and Twins (13-75, .148).

ROYALTY: The Orioles and Royals are meeting for the second and final series of the regular season this weekend...Kansas City took two of three at Kauffman Stadium from April 4-6, including winning the rubber game...Baltimore is 19-11 (.633) against the Royals since the start of 2021, including 10-4 (.714) at Oriole Park during that time...Those numbers do not include the AL Wild Card Series last year, when Kansas City swept both games.

🦅 **Ryan O'Hearn** spent his first five big league seasons with the Royals from 2018-22... He's the only player to hit at least 25 home runs for both the Kansas City and Baltimore franchises, per *STATS Perform*.

🦅 **Ryan Mountcastle** has three straight multi-hit games against the Royals since April 5... No Oriole has had a longer such stretch against the Royals since **Anthony Santander** did so in five straight games from June 10, 2022-May 4, 2023.

🦅 Since Camden Yards opened in 1992, the Orioles are 81-43 (.653) against the Royals at home, the best winning percentage against a single AL opponent during that time... According to the *Elias Sports Bureau*, that is the seventh-best winning percentage by one team against another in a specific venue since 1992 (min. 100 G), behind the Red Sox at Fenway Park against the Athletics (.676, 94-45), Dodgers at Dodger Stadium against the Pirates (.672, 86-42), Astros at Daiken Park against the Pirates (.670, 73-36), Guardians at Progressive Field against the Orioles (.667, 74-37), Brewers at American Family Field against the Pirates (.657, 130-68), and Braves at loanDepot Park against the Marlins (.657, 71-37).

O's vs. ROYALS	
Current Streak	W1
2025 Record	2-2
at Oriole Park at Camden Yards	1-0
at Kauffman Stadium	1-2
All-Time (since 1969)	293-228
at Home	161-97
on Road	133-138
2025 Schedule	
Date	Score
4/4	L, 8-2
4/5	W, 8-1
4/6	L, 4-1
5/2	W, 3-0
5/3	7:15 p.m. ET
5/4	1:35 p.m. ET
Indicates Home	

O's AT HOME	
Record	8-7
Team AVG/OBP/SLG	.237/.303/.446
Fielding Errors	9
Team ERA	5.96 (90 ER/136.0 IP)
Starters ERA	6.63 (53 ER/72.0 IP)
Bullpen ERA	5.20 (37 ER/64.0 IP)
Saves/Opps	5/6
Best Homestand	.500 (4-4), 4/12-20
Worst Homestand	.333 (1-2), 3/31-4/3

A ROYAL PAIN	
Best Winning % vs. AL Opponent at Camden Yards	
1. vs. Kansas City653 (81-43)
3. vs. Seattle603 (82-54)
4. vs. Detroit565 (74-57)
5. vs. Los Angeles-AL547 (76-63)
5. vs. Minnesota540 (67-57)

UPCOMING MILESTONES	
Dylan Carlson	7 R shy of 200
Gunnar Henderson	3 RBI shy of 200
Jorge Mateo	4 SB shy of 100
Cedric Mullins	2 RBI shy of 300
Adley Rutschman	1 XBH shy of 150

THIS DATE IN O'S HISTORY	
May 3, 1963 - In his first major league at bat and only one with the Orioles, relief pitcher Les "Buster" Narum hits a two-run home run off Detroit's Don Mossi at Tiger Stadium, helping the O's to an 8-5 comeback victory. Narum becomes the first Oriole to homer in his first major league at bat with the club.	
May 3, 1982 - Mike Flanagan faces the minimum 27 batters in a 6-0 win over Seattle at Memorial Stadium. Flanagan allows three hits and one walk, but is aided by two double plays, one pick off, and batter trying to stretch a single into a double.	

UPCOMING SCHEDULE					
DATE	OPPONENT	TIME	ORIOLES STARTER	OPPONENT STARTER	TV
May 4	KANSAS CITY	1:35 p.m. ET	RHP Kyle Gibson (0-1, 22.09)	RHP Michael Lorenzen (3-3, 3.48)	MASN
May 5	OFF DAY				
MASN and MASN2 games can also be streamed locally via MASN+ ...All games broadcast on the Orioles Radio Network and 98 Rock 97.9 FM/HD2 & WBAL NewsRadio 1090 AM/101.5 FM					

#19 TOMOYUKI SUGANO RHP



3-1, 3.00 ERA

HT: 6-1 WT: 200
DOB: 10/11/89 Age: 35
Bats: R Throws: R

PITCH TYPE (2025)	USAGE	AVG. VELOCITY
Splitter	23.9%	86.9 mph
Sweeper	19.2%	82.8 mph
Fastball	17.2%	92.3 mph
Curveball	14.3%	77.7 mph
Cutter	13.5%	87.2 mph
Sinker	11.9%	92.1 mph

QUICK HITS: Set to make his seventh career MLB start and second of the season against the Royals...Is the third-ever Japanese player for the Orioles, joining right-handed relievers Shintaro Fujinami (2023) and Koji Uehara (2009-11)...Made five Grapefruit League appearances (4 GS), going 2-1 with a 3.00 ERA (5 ER/15.0 IP) on 11 hits (1 HR) and five walks with 15 strikeouts...His first four outings (10.1 IP) of the spring were scoreless...In his debut, at 35 years, 170 days old, became the oldest Japanese player to make his MLB debut since New York-NL's Ken Takahashi (40-016) on May 2, 2009 at Philadelphia.

LAST TIME OUT: Earned the win on April 28 vs. New York-AL after tossing his first scoreless start of the year...Allowed five hits, one walk, and one hit batter with a career-high eight strikeouts in 5.0 innings...Induced a career-high 15 swing and misses, and had 15 swing and misses through his previous three starts (18.2 IP)...Has tossed 11.0 consecutive scoreless innings since the second inning of his April 23 start at Washington...Threw a career-high 95 pitches and a career-high-tying 59 strikes.

VICTORY ROYAL(E): In his only career start against the Royals on April 5 at Kauffman Stadium, Sugano earned his first major league win after tossing 5.1 innings of one-run ball on five hits (1 HR), one walk, and one hit batter with four strikeouts...The sole run allowed came via a solo home run by Bobby Witt Jr. to lead off the sixth inning.

LUCKY NUMBER 7: With his start on April 17 vs. Cleveland, Sugano became the first Orioles starter to pitch into the seventh inning this year...Was the first O's pitcher to get through the seventh since Corbin Burnes on September 20, 2024 vs. Detroit (also 7.0 IP)...Also completed 7.0 innings in his following start on April 23 at Washington, becoming the first Orioles starter to complete back-to-back 7.0+-inning starts since Corbin Burnes on September 14 and 20, 2024 (both 7.0 IP)...Is the only MLB rookie with two starts of at least 7.0 innings...Texas' Kumar Rocker is the only other rookie with a 7.0-inning start (4/17 vs. LAA).

- 2024 RECAP:** Spent the entire season with the Yomiuri Giants of Japan's Nippon Professional Baseball's Central League...Went 15-3 with a 1.67 ERA (29 ER/156.2 IP), 132 hits (6 HR), 16 walks, four hit batters, and 111 strikeouts in 24 games, all starts...Tossed three complete games, including one shutout...Led NPB in wins and finished second in ERA.
- 🏆 Named Central League MVP.
 - 🏆 Earned a Mitsui Golden Glove Award.
 - 🏆 Surrendered four or fewer runs in all 24 starts, three or less in 23, and one or no runs in 17; tossed six scoreless outings, including his lone complete game shutout on July 28 vs. DeNa (9.0 IP, 7 H, 8 K).
 - 🏆 Opened the season with a 20.0-inning scoreless streak; pitched two scoreless games (13.0 IP) to begin the year before allowing an eighth-inning run on April 18 at Hanshin.
 - 🏆 Won seven of eight starts from July 21 to September 10, including four straight from July 21 to August 11.

CAREER HIGHLIGHTS: Sugano compiled a 136-74 record with a 2.43 ERA (501 ER/1,857.0 IP) with 1,568 hits (142 HR), 347 walks (12 IBB), 52 hit batters, and 1,585 strikeouts in 276 career games (248 GS) with the Giants...Was a three-time Central League MVP (2014, 2020, 2024), a three-time Central League Mitsui Golden Glove Award winner (2016-18), an eight-time All-Star (2013-19, 2022), a two-time Eiji Sawamura Award honoree (2017-18), presented to the top pitcher in NPB each season, and MVP of the 2013 Central League Climax Series, the playoff format in NPB...Led the Central League in wins four times (2017-18, 2020, & 2024), ERA four times (2014, 2016-18), and strikeouts twice (2016, 2018)...Earned the triple crown in 2018 after leading NPB in wins, ERA, and strikeouts.

ON THE WORLD STAGE: Pitched for Team Japan at the 2017 World Baseball Classic, pitching to a 3.14 ERA (5 ER/14.1 IP) with one walk and 16 strikeouts in three starts...Tied for the tournament lead in strikeouts with teammate Kodai Senga...Started the semifinal game against Team USA on March 21, 2017, at Dodger Stadium, allowing one unearned run on three hits and one walk with six strikeouts in 6.0 innings.

2025 & CAREER SPLITS

2025							CAREER (NPB)					
	W-L	ERA	G/S	IP	ER		W-L	ERA	G/S	IP	ER	
Home	2-0	2.70	3/3	16.2	5		*66-35	2.19	126/126	879.1	214	
Road	1-1	3.31	3/3	16.1	6		*57-33	2.54	123/122	801.2	226	
Day	1-1	3.86	3/3	14.0	6				n/a			
Night	2-0	2.37	3/3	19.0	5				n/a			
	AVG	AB	H	HR	BB	K	AVG	AB	H	HR	BB	K
vs. Left	.253	75	19	4	3	10	*.232	3320	769	61	162	672
vs. Right	.250	52	13	2	3	7	*.211	3006	633	71	148	758
TOTALS	.252	127	32	6	6	17	.224	7013	1568	142	347	1585

*season split breakdown since 2014

RUN SUPPORT (as starter in '25)

0 Runs	1
1 Run	1
2 Runs	--
3 Runs	1
4 Runs	1
5 Runs	--
6 Runs	2
7 Runs	--
8 Runs	--
9 Runs	--
10+ Runs.....	--
Total	20
RSA/9	5.45

RUNS ALLOWED BY INNING IN 2025

1 st	6
2 nd	1
3 rd	3
4 th	0
5 th	0
6 th	1
7 th	0
8 th	--
9 th	--
Total	11

MISCELLANEOUS 2025 STATS

WHIP	1.15
K/9	4.64
BB/9	1.64
QS	2
#P/IP	15.5
Opponents	
AVG:252
OBP:.....	.296
SLG:.....	.417
OPS:.....	.713

2025 HIGHS

Innings: 7.0, 2x, last: 4/23 at WSH
Hits: 8, 4/12 vs. TOR
Runs: 3, 2x, last: 4/23 at WSH
Earned Runs: 3, 2x, last: 4/23 at WSH
Strikeouts: 8, 4/28 vs. NYY
Walks: 2, 2x, last: 4/12 vs. TOR
Home Runs: 2, 2x, last: 4/23 at WSH
Winning Streak: 3, 4/5-pres.
Losing Streak: --
Shortest Start: 4.0 IP, 3/30 at TOR
Pitches Thrown: 95, 4/28 vs. NYY
Low-Hit CG: --

*CAREER HIGHS (NPB)

Innings: 9.0, 38x, last: 7/28/24 at DNA
Hits: 12, 4/25/19 at YAK
Runs: 10, 5/15/19 vs. HAN
Earned Runs: 9, 6/24/16 at DNA
Strikeouts: 13, 2x, last: 5/11/18 vs. CHN
Walks: 5, 6/10/16 at FUK
Home Runs: 4, 7/18/22 at YAK
Winning Streak: 13, 6/19-10/6/20
Losing Streak: 4, 4/30-8/26/20
Shortest Start: 0.1 IP, 7/17/23 vs. YAK
Pitches Thrown: N/A
Low-Hit CG: 2, 3x, last: 4/28/18 vs. YAK

*game logs available beginning in 2014

SUGANO vs. KC

PLAYER	AVG	AB	H	HR	RBI
Biggio	.--	--	--	--	--
Canha	.--	--	--	--	--
Fermin	.--	--	--	--	--
Garcia	.000	2	0	0	0
India	.000	2	0	0	0
Isbel	.500	2	1	0	0
Maile	.--	--	--	--	--
Massey	.000	2	0	0	0
Pasquantino	.333	3	1	0	0
Perez	.000	3	0	0	0
Renfroe	.500	2	1	0	0
Waters	.--	--	--	--	--
Witt Jr.	.333	3	1	1	1

BUBIC vs. BAL

PLAYER	AVG	AB	H	HR	RBI
Carlson	.667	3	2	1	1
Handley	.--	--	--	--	--
Henderson	.000	3	0	0	0
Holliday	.--	--	--	--	--
Kjerstad	.--	--	--	--	--
Laureano	.000	3	0	0	0
Mateo	.333	6	2	0	0
Mountcastle	.333	9	3	0	1
Mullins	.500	8	4	1	1
O'Hearn	.--	--	--	--	--
Rivera	.--	--	--	--	--
Rutschman	.333	3	1	0	0
Uriás	.000	3	0	0	0

SUGANO'S 2025 STARTS

DATE	OPP	SCORE	WHEN LEFT	DEC	IP	H	R	ER	BB	K	HR	PIT	STR
3/30	at TOR	1-3	1-2	L	4.0	4	2	2	2	1	0	73	45
4/5	at KC	8-1	6-1	W	5.1	5	1	1	1	4	1	89	59
4/12	vs. TOR	5-4	0-3	ND	4.2	8	3	3	2	0	1	73	45
4/17	vs. CLE	6-2	6-2	W	7.0	5	2	2	0	3	2	87	55
4/23	at WSH	3-4	3-3	ND	7.0	5	3	3	0	1	2	94	56
4/28	vs. NYY	4-3	4-0	W	5.0	5	0	0	1	8	0	95	59
TOTALS					3-1	33.0	32	11	11	6	17	511	319 (62.4%)

TOMORROW'S STARTER: RHP KYLE GIBSON (0-1, 22.09)

LAST TIME OUT: Made his season debut on April 29 vs. New York-AL...Was dealt the loss after allowing a career-high-tying nine runs on 11 hits (5 HR) and two walks with strikeouts in 3.2 innings...Became the sixth starter in Orioles history to give up five homers in an outing (last: Bruce Zimmermann, 5/29/22 at BOS).

vs. KANSAS CITY: Will be making his 29th career appearance (27th start) against the Royals...Has gone 11-6 with a 4.00 ERA (69 ER/155.1 IP) through his previous 28 outings against the club...Last faced Kansas City on June 11, 2023 at Oriole Park, earning the win after allowing three runs on seven hits (1 HR) with four strikeouts in 6.1 innings...With his 29th outing against the club, it will break a tie with Detroit for Gibson's most appearances against a single team and the 27 starts against Kansas City will tie for the most with Detroit.



PITCHER	LAST OUTING	DEC.	IP	H	R	ER	BB	K	RETIRED/1 ST BF	IR/SCORED	SV/OPP	INNINGS-HIGH	STRIKEOUTS-HIGH
Akin	4/30 vs. NYY	HLD	1.0	2	1	1	1	3	9/14	3/0	--	2.0 (4/5 at KC)	3 (2x, last: 4/30 vs. NYY)
Baker	4/30 vs. NYY	W	1.0	0	0	0	1	2	9/13	9/1	--	1.2 (3/30 at TOR)	4 (3/30 at TOR)
Bautista	5/2 vs. KC	SV	1.0	0	0	0	0	1	8/10	2/0	6/6	1.0 (10x, last: 5/2 vs. KC)	3 (3/29 at TOR)
Bowman	4/29 vs. NYY	ND	1.0	3	3	3	1	2	11/13	3/0	--	2.0 (4/3 vs. BOS)	2 (2x, last: 4/29 vs. NYY)
Cano	5/2 vs. KC	HLD	1.0	1	0	0	0	1	8/12	6/3	0/1	1.1 (4/13 vs. TOR)	2 (2x, last: 4/7 at AZ)
Domínguez	4/30 vs. NYY	ND	0.1	1	0	0	0	0	7/11	8/0	--	1.1 (2x, last: 4/26 [G2] at DET)	2 (4/4 at KC)
Morton	4/29 vs. NYY	ND	2.1	3	1	0	1	2	2/2	2/2	--	3.2 (4/26 [G2] at DET)	3 (4/26 [G2] at DET)
Pérez	4/29 vs. NYY	ND	1.0	1	1	0	0	2	5/11	5/3	--	2.0 (2x, last: 4/20 vs. CIN)	3 (3x, last: 4/26 [G1] at DET)
Soto	4/30 vs. NYY	HLD	0.1	0	0	0	0	0	8/13	6/0	--	1.2 (4/4 at KC)	3 (2x, last: 4/2 vs. BOS)
2025 TOTALS	4.66 ERA	4-3	116.0	124	66	60	58	117	72/109	49/11	6/7	3.2 (Morton, 4/26 [G2] at DET)	4 (Baker, 3/30 at TOR)

45 • KEEGAN AKIN • LHP

0-0 • 3.00 ERA • 15 G (1 GS)

WHIP: 1.33

K/9: 10.20

BB/9: 4.80

vs. ALL: .218 (12-for-55)

vs. LHB: .280 (7-for-25)

vs. RHB: .167 (5-for-30)

🦅 Made his team-leading 15th appearance on 4/30 vs. NYY...Earned his fifth hold after allowing one run on two hits with one walk and a season-high-tying three strikeouts in 1.0 inning...Left with a runner on first, who later scored

🦅 Opponents are 0-for-12 with six strikeouts against his changeup...The six punchouts are tied with his slider for the most on any of his offerings

🦅 Holding righties to a .167 (5-for-30) mark compared to .280 (7-for-25) against lefties this season...Two of the five hits to righties came on 4/13 vs. TOR

🦅 Made his first start of the season on 4/26 (G2) at DET, walking one batter and punching out one in 1.2 innings...Was his first start since 5/31/23 vs. CLE (1.0 IP, 2 H, ER, K)...His 31 pitches in the start matched a season high (also 4/5 at KC)

🦅 Allowed a home run to BOS' Triston Casas on 4/3, his first conceded to a left-handed hitter since 6/12/24 vs. ATL (Matt Olson)

🦅 In 2024, his 0.94 WHIP was the third best in MLB among left-handed pitchers (min. 50.0 IP) and the lowest by an Oriole left-hander since Zack Britton (0.84) in 2016 (min. 40 G)

43 • BRYAN BAKER • RHP

2-0 • 1.50 ERA • 13 G

WHIP: 1.17

K/9: 11.25

BB/9: 3.75

vs. ALL: .220 (9-for-41)

vs. LHB: .278 (5-for-18)

vs. RHB: .174 (4-for-23)

🦅 Recorded his second win of the season on 4/30 vs. NYY...Walked one batter and struck out two in 1.0 inning

🦅 His 0.4 bWAR is second among Oriole relievers, trailing only Yennier Cano (0.5)

🦅 Has stranded eight of nine inherited runners this season...The eight stranded runners are tied with Seranthony Domínguez for the team lead

🦅 Earned the win on 4/12 vs. TOR, his first since 6/20/24 at NYY

🦅 Opponents are 5-for-15 (.333) against his fastball compared to 2-for-11 (.182) off his slider and 2-for-12 (.167) vs. his changeup

🦅 Notched season highs in innings (1.2) and strikeouts (4) on 3/30 at TOR

74 • FÉLIX BAUTISTA • RHP

0-0 • 6 SV • 1.80 ERA • 10 G

WHIP: 1.10

K/9: 10.80

BB/9: 5.40

vs. ALL: .143 (5-for-35)

vs. LHB: .158 (3-for-19)

vs. RHB: .125 (2-for-16)

🦅 Converted his sixth save of the year on 5/2 vs. KC after pitching a perfect ninth inning with one strikeout...Has not issued a walk in five straight appearances after allowing at least one free pass in four of five outings to open the season...Has recorded a save in a career-high-tying five consecutive appearances (6/8-20/23)

🦅 Only one of his 23 batted balls have been barreled (Bichette, 3/29 at TOR)

🦅 Owns a 65.2 percent ground ball rate, up 28.8 percent from 2023 (36.4%)

🦅 Recorded his first save of the year on 4/12 vs. TOR (1.0 IP, 2 BB, K)...Marked his first save since 8/24/23 vs. TOR, spanning 597 days

🦅 Opponents are 1-for-15 (.067) with nine strikeouts against hit split-finger

🦅 Made his season debut on 3/29 at TOR, completing a scoreless ninth inning on one hit and one walk with three strikeouts...Marked his first major league game since 8/25/23 vs. COL (582 days)

🦅 His 54 career saves are the second most by an O's reliever through his first 131 career appearances, behind Gregg Olson (58)

🦅 Missed the 2024 season recovering from right elbow ulnar collateral ligament reconstruction (Tommy John), performed on 10/9/23...Underwent a right elbow debridement and an ulnar nerve transposition on 2/10/24

51 • MATT BOWMAN • RHP

0-1 • 3.68 ERA • 13 G

WHIP: 1.30

K/9: 5.52

BB/9: 1.84

vs. ALL: .262 (16-for-61)

vs. LHB: .200 (6-for-30)

vs. RHB: .323 (10-for-31)

🦅 Surrendered three runs on three hits, one walk, and one hit-by-pitch with two strikeouts in 1.0 inning pitched on 4/29 vs. NYY...Following the outing, his ERA jumped up from 1.98 to 3.68...Stranded two inherited runners after entering in the fourth inning

🦅 Has allowed at least one run in three of his last five outings since 4/19 (5 total R)...Had given up just one earned run over his first eight outings to begin the season

🦅 Min. 55 batters faced, his 4.6 percent walk rate ranks eighth among AL relievers

🦅 Has limited opponents to a .172 (5-for-29) clip on his sinker, his most utilized pitch (43.8%)...Five of his nine strikeouts have come on the offering

🦅 Posted a career-long 13-game streak without allowing a walk from 9/17/24-4/15/25

🦅 Made his season debut on 3/30 at TOR after having his contract selected from Triple-A Norfolk earlier that day

🦅 Appeared in one game with Triple-A Norfolk on 3/28 vs. Durham, completing 1.2 innings and allowing one run on one hit with three strikeouts

🦅 Had his contract selected on 3/23 and accepted an outright assignment to Norfolk on 3/27

78 • YENNIER CANO • RHP

0-0 • 0.00 ERA • 12 G

WHIP: 0.94

K/9: 7.59

BB/9: 0.84

vs. ALL: .237 (9-for-38)

vs. LHB: .294 (5-for-17)

vs. RHB: .190 (4-for-21)

🦅 Recorded his team-leading seventh hold on 5/2 vs. KC after tossing a scoreless eighth inning on one hit with one strikeout...The seven holds tie for seventh among AL relievers

🦅 Opponents are hitting .300 (6-for-20) against his changeup despite having a .224 xBA...Eight of his nine strikeouts on the year have come via his changeup

🦅 Owns a career-high 65.5 percent groundball rate, up from 63.5 percent in 2024

🦅 Has not allowed an earned run in 13 straight outings since 9/28/24, tied for the second-longest streak of his career (8/3-29/23)

🦅 None of his 29 batted balls this season have been barreled...His 31.0 percent hard-hit rate is down 12.4 percent from last season (43.4%)

🦅 Suffered his first blown save of the year on 4/13 vs. TOR, allowing an inherited runner to score in the eighth inning

🦅 His 0.5 bWAR leads all Oriole relievers

56 • SERANTHONY DOMÍNGUEZ • RHP

2-0 • 2.70 ERA • 11 G

WHIP: 1.20

K/9: 9.90

BB/9: 6.30

vs. ALL: .161 (5-for-31)

vs. LHB: .200 (2-for-10)

vs. RHB: .143 (3-for-21)

🦅 Allowed one hit to Aaron Judge on 4/30 vs. NYY...Picked him off to end the inning... Did not strike out a batter, snapping a streak of nine appearances with at least one strikeout dating back to 3/29

🦅 Spun a season-high-tying 1.1 innings on 4/26 (G2) at DET, allowing three runs on two hits and one walk with one strikeout...Snapped a streak of 10 consecutive appearances without allowing a run dating back to 9/29/24, his longest such stretch since 5/15-6/16/24 (11 G)...Marked his first outing with three runs surrendered since 7/14/24 vs. OAK with PHI (4 R)

🦅 Allowed a hit on 4/19 vs. CIN, snapping a career-high-tying streak of seven consecutive hitless outings from 3/29-4/17/25

🦅 Tossed a season-high 1.1 innings with one strikeout to earn his second hold on 4/13 vs. TOR...Stranded the tying and go-ahead run in the sixth inning, striking out Bo Bichette to end the frame...Pitched a 1-2-3 seventh

🦅 None of his 20 batted balls this season have been barreled

50 • CHARLIE MORTON • RHP

0-6 • 9.45 ERA • 7 G (5 GS)

WHIP: 2.18

K/9: 8.78

BB/9: 7.09

vs. ALL: .330 (37-for-112)

vs. LHB: .305 (18-for-59)

vs. RHB: .358 (19-for-53)

🦅 His last two appearances have been out of the bullpen after beginning the year in the rotation...Had one career regular season outing and one Postseason game in relief in his career entering 2025

🦅 Surrendered one unearned run on three hits and a walk with two strikeouts in 2.1 innings on 4/29 vs. NYY

🦅 Followed opener Keegan Akin on 4/26 (G2) at DET (L: 3.2 IP, 3 H, 3 R, 1 HR, 5 BB, 3 K)

🦅 His 21 walks are tied with SF's Robbie Ray for the MLB lead...Has walked at least four batters three times this year

🦅 Last started on 4/20 vs. CIN (L: 2.1 IP, 7 H, 7 R, 1 HR, 4 BB, 2 K)

58 • CIONEL PÉREZ • LHP

0-0 • 9.69 ERA • 11 G

WHIP: 2.38

K/9: 9.69

BB/9: 6.92

vs. ALL: .382 (21-for-55)

vs. LHB: .250 (5-for-20)

vs. RHB: .457 (16-for-35)

🦅 Completed 1.0 inning on 4/29 vs. NYY, allowing one unearned run on one hit and one hit-by-pitch with two strikeouts...Has punched out multiple hitters in four of his last five outings since 4/18 (11 total K)

🦅 His 2.38 WHIP is the fifth highest among all qualifying AL relievers and eighth highest in MLB...His .382 (21-for-55) opponent batting average is the fourth highest among all AL pitchers and fifth highest among MLB hurlers (min. 50 BF)

🦅 Has allowed at least one earned run in seven of 11 appearances this season...His 14 earned runs allowed are the most by an O's reliever through his first 11 outings of the year since Gabriel Ynoa in 2019 (18 ER, 4/22-7/12/19)

🦅 Notched his fourth career perfect outing of 2.0+ innings on 4/18 vs. CIN (last: 7/29/23 vs. NYY, 2.0 IP)

🦅 His home run allowed to Tyler Heineman on 3/30 at TOR snapped a streak of 104 consecutive games without allowing a home run since 6/3/23, the longest such streak in Orioles history and the longest in MLB since KC's Wade Davis (123 G, 9/4/13- 7/28/15)...His streak of 87.2 straight homerless innings was the second longest in team history behind only Gregg Olson (114.2 IP) from 4/18/89-6/20/90

🦅 Opponents are 10-for-22 (.455) against his sinker

65 • GREGORY SOTO • LHP

0-1 • 4.76 ERA • 13 G

WHIP: 1.50

K/9: 9.53

BB/9: 3.97

vs. ALL: .273 (12-for-44)

vs. LHB: .222 (4-for-18)

vs. RHB: .308 (8-for-26)

🦅 Stranded an inherited runner and retired the only batter he faced on 4/30 vs. NYY...Recorded his team-leading seventh hold of the season

🦅 Opponents are 9-for-23 (.391) off him in his last six outings after going 3-for-21 (.143) in his first six appearances of the season

🦅 Has not surrendered a home run in 19 straight appearances (15.0 IP) since 9/18/24

🦅 None of his 34 batted balls this season have been barreled

🦅 Has increased his first pitch strike percentage to 67.3 from 59.1 in 2024 (+8.2%)

🦅 Surrendered three runs on three hits in 0.2 inning on 4/13 vs. TOR....Snapped a six-game scoreless streak to begin the year and a 12-gamer since 9/18/24, which was tied for the longest stretch of his career (also 9/25/19–8/16/20)

15 • DYLAN CARLSON • OF (S)	.000 • 0 HR • 2 RBI
Current Streak: 0-for-last-12 (since 3/31)	2025 High: --
Last Game: 0-0 (PR in 7 th)	Homestand: 4 G, 0-3, RBI
⚡ Looking for his first big-league hit since recording a 2024 season-high three knocks on 9/24 at BOS (3-for-4, RBI)	
⚡ Has reached base safely in 10 straight games vs. KC since 9/22/20, and in 13 of 15 career games overall, hitting .326 (14-for-43) with six extra-base hits (4-2B, 1-3B, 1 HR)	
⚡ Recalled from Triple-A Norfolk prior to the 4/26 doubleheader at DET...Marks his second stint with the O's this season	
⚡ Made his Orioles debut on 3/31 vs. BOS as a pinch-hitter in the sixth inning after being recalled from Triple-A earlier that day...Was optioned on 4/4	
⚡ Slashing .286/.418/.381 (18-for-63) with three doubles, one homer, 11 RBI, and 15 walks through 18 games with the Tides	
⚡ Opened the 2024 season with the St. Louis Cardinals before being acquired by the Tampa Bay Rays in exchange for RHP Shawn Armstrong on 7/30	

98 • MAVERICK HANDLEY • C (R)	.000 • 0 HR • 0 RBI
Current Streak: 0-2 (since 4/29)	2025 High: --
4/29 vs. NYY: 0-2, 2 K (Def. in 6 th)	Homestand: 1 G, 0-2, 2 K
⚡ Made his MLB debut Tuesday vs. NYY, entering as a defensive replacement in the sixth inning...Struck out in both of his at bats...Is the first position player to make their debut for the Orioles this season...Had his contract selected from Triple-A Norfolk prior to Monday's game	
⚡ Batting .346/.433/.558 (18-for-52) with six doubles, one triple, one home run, 11 runs scored, five RBI, eight walks, and two stolen bases in 15 games with the Tides...At the time of his promotion, his average ranked sixth while his slugging and OPS were both 10 th in the International League (min. 50 AB)...Was also tied for the Norfolk lead in doubles	
⚡ Delivered the walk-off single in the 10 th inning on 4/8 vs. Gwinnett	

2 • GUNNAR HENDERSON • INF (L)	.229 • 3 HR • 5 RBI
Current Streak: 7 G (8-27; since 4/26)	2025 High: 7 G (current streak)
Last Game: 1-4	Homestand: 4 G, 4-14, 2B, HR, 3 R, RBI, BB, K
⚡ His active and team-leading seven-game hitting streak is his longest since 9/18-25/24 (7 G)...Has also reached base safely in a team-leading nine straight games	
⚡ Is batting .333 (6-for-18) with three extra-base hits (2-2B, HR) on offspeed pitches, compared to 2-for-23 (.087) with a double and homer on breaking pitches	
⚡ His 95.5 mph average exit velocity ranks fifth in MLB and third in the AL behind BOS' Rafael Devers (95.7) and NYY's Aaron Judge (95.5, by percentage points)...38 of his 69 batted balls (55.1%) have been hard hit (95+ mph), tops on the O's	
⚡ His home run on Wednesday vs. NYY's Carlos Rodón marked his 12 th career homer off a lefty and his first since 8/18/24 vs. BOS (B. Horn)	
⚡ Tied for the team lead with six multi-hit games despite missing the first seven games	
⚡ Reached base safely four times (2 H, 2 BB) on 4/19 vs. CIN for the first time since 8/4/24 at CLE (also 4)	
⚡ Made his season debut on 4/4 at KC after being placed on the 10-day IL with a right intercostal strain on 3/27, retroactive to 3/24...Was injured in spring on 2/27 vs. TOR	

7 • JACKSON HOLLIDAY • INF (L)	.250 • 2 HR • 9 RBI
Current Streak: 4 G (4-11; since 4/28)	2025 High: 4 G (current streak)
Last Game: 1-3, R	Homestand: 4 G, 4-11, 2 R, RBI, K
⚡ Has a .433 on-base percentage in his last 10 games (.320, 8-for-25, 4 R, 3 BB, 2 HBP)	
⚡ Has a 20.4 percent strikeout rate over his last 15 games (9 K, 49 PA) after having a 27.3 percent mark (12 K, 44 PA) through his first 12 games...Had a 33.2 percent clip in 2024	
⚡ Has decreased his whiff rate from 34.1 percent in 2024 to 22.9 this season (-11.2%)	
⚡ Slashing .385/.529/.731 (10-for-26) with one double, one triple, and two homers when ahead in the count compared to .185/.185/.185 (5-for-26) with no extra-base hits when behind in the count	
⚡ His 28.7 ft./sec. sprint speed ranks second among all AL second basemen, trailing only LAA's Kyren Paris (29.1 ft./sec.)	
⚡ Has four multi-hit performances in 27 contests this season after having six across 60 games in 2024	
⚡ Hit his second career grand slam on 4/16 vs. CLE (also 7/31/24 vs. TOR), snapping an 0-for-17 skid...Marked the first O's grand slam of the year...At 21 years, 133 days old, became the youngest player in Orioles/Browns franchise history at the time of his second career grand slam, surpassing Cal Ripken, Jr. (22y, 323d), per @SlangsOnSports	

13 • HESTON KJERSTAD • OF (L)	.208 • 3 HR • 12 RBI
Current Streak: 2 G (3-7; since 4/30)	2025 High: 4 G (3/31-4/5)
Last Game: 1-3, K	Homestand: 4 G, 3-11, R, BB, 3 K, SB
⚡ Snapped an 0-for-20 skid with a single in fourth inning on Wednesday vs. NYY...Recorded his first multi-hit effort since 4/18 vs. CIN...Stole his second career base, both of which have come vs. NYY (7/12/24)	
⚡ Has hit 37.7 percent of his balls to the opposite field, the fourth highest mark in MLB	
⚡ Owns a 13.2 pct. barrel this season rate after posting a 6.1 percent mark in 2024	
⚡ Launched a 407-foot, two-run homer in the eighth inning on 4/18 vs. CIN...Marked the second time homering in back-to-back games in his career (also 6/27-29/24, 2 G)...Had multiple RBI in three straight games for the first time in his career from 4/16-18	
⚡ Tallied his first career outfield assist on 3/27 at TOR	

12 • RAMÓN LAUREANO • OF (R)	.180 • 3 HR • 6 RBI
Current Streak: 0-for-last-11 (since 4/28)	2025 High: 3 G (4/19-24)
Last Game: 0-2, BB, K	Homestand: 4 G, 2-12, 2 2B, RBI, 2 BB, 6 K, SB
⚡ Recorded his eighth career multi-double game on Tuesday vs. NYY	
⚡ His three outfield assists are tied for fifth in MLB...Since 2018, his 52 outfield assists are tied for third in MLB...Baltimore has nine outfield assists this season, third most in MLB behind Cleveland (12) and Los Angeles-NL (10)	
⚡ His four defensive runs saved are tied for third among MLB left fielders behind PIT's Tommy Pham (6) and CLE's Steven Kwan (5), per <i>Sports Info Solutions</i>	
⚡ After entering as a defensive replacement (Kjerstad HBP) in the third inning on 4/19 vs. CIN, became the fifth player in Orioles history to hit two home runs off the bench (last: Mancini, 6/7/17 vs. PIT)...Was the first MLB reserve to record a multi-homer game since STL's Richie Palacios (9/12/23 at BAL)...Marked his fifth career multi-homer game (last: 6/30/22 at SEA w/ OAK)	
⚡ Hit his first home run as an Oriole on 4/16 vs. CLE...Eight of his last nine homers since 8/17/24, have been off right-handed pitchers	

3 • JORGE MATEO • INF/OF (R)	.160 • 0 HR • 0 RBI
Current Streak: 2 G (3-6; since 4/27)	2025 High: 2 G (current streak)
4/29 vs. NYY: 1-3, 2B, 2 K	Homestand: 1 G, 1-3, 2B, 2 K
⚡ Has recorded a hit in back-to-back games for the first time this season...Is 3-for-6 in those two games after batting .053 (1-for-19) through 4/24	
⚡ Recorded his first multi-hit game of the year on 4/27 at DET...Swiped two bases, his second multi-steal effort of the year and 15 th of his career...His five stolen bases are tied for the team lead (Mullins)...His 85 stolen bases since 2022 rank sixth in the AL	
⚡ Doubled in the fifth inning on 4/15 vs. CLE, his first hit of the year...Snapped an 0-for-17 hitless streak dating back to 7/23/24	
⚡ Swiped second and third base after entering as a pinch runner in the eighth on 4/8 at AZ...Marked the first time an Oriole has done so since Cedric Mullins on 5/23/24 at CWS and the seventh time Mateo has done so in his career (last: 4/22/24 at LAA)	

6 • RYAN MOUNTCASTLE • INF (R)	.208 • 2 HR • 8 RBI
Current Streak: 2 G (3-7; since 4/30)	2025 High: 4 G (3/30-4/3)
Last Game: 2-3, 2B, R, K	Homestand: 4 G, 3-14, HR, 2 R, 3 RBI, 6 K
⚡ Last night, recorded his first multi-hit game since 4/13 vs. TOR (also 2 H)	
⚡ Has multiple hits in five of his last six games vs. KC since 4/20/24, going 10-for-23 (.435) with two doubles and two RBI	
⚡ On Wednesday vs. NYY, snapped an 0-for-18 skid with a two-run homer in the second inning...Marked his first multi-RBI game since 4/7 at AZ (2 RBI)	
⚡ Has four home runs in his last 97 games (84 GS) since 6/8/24...Homered in the second inning on 4/13 vs. TOR, snapping a career-long 41-game home run drought since 7/29/24 (G1) vs. TOR	
⚡ His 75.7 mph average bat speed ranks seventh in the AL and 15 th in MLB	
⚡ Entered the game on 4/23 at WSH as a pinch hitter in the seventh inning and reached base safely twice (1B, HBP)	
⚡ His single on 3/30 at TOR off Chris Bassitt was 116.7 mph...Marked the fifth hardest by an Oriole in the <i>Statcast</i> era (since 2015) and the hardest since Mark Trumbo on 4/28/17 at NYY (118.5)	

31 • CEDRIC MULLINS • OF (L)	.267 • 6 HR • 20 RBI
Current Streak: 0-for-last 8 (since 4/30)	2025 High: 6 G (4/18-24)
Last Game: 0-4	Homestand: 4 G, 3-15, BB, 4 K
⚡ Has reached base safely in 15 of his last 17 games since 4/12, including hits in 12 of the contests...Has gone a season-high 10 straight games without an extra-base hit	
⚡ Is averaging 4.44 pitches per plate appearance, the second-highest mark in the AL behind SEA's J.P. Crawford (4.53) and sixth highest in MLB	
⚡ Has reached base safely at least three times in eight games this year, tied for third in the behind NYY's Aaron Judge (13) and BOS' Alex Bregman (9)	
⚡ His five multi-walk efforts are tied for the most in the AL with BOS' Rafael Devers and DET's Zach McKinstry...His 16.3 percent walk rate ranks fourth in the AL...Has never had a walk rate above 9.5 percent (2023) in his career	
⚡ Hit his second leadoff homer of the season on 4/19 vs. CIN...Ranks second in franchise history with 18 leadoff homers behind Brady Anderson (44)	

32 • RYAN O'HEARN • INF/OF (L)	.303 • 6 HR • 13 RBI
Current Streak: 1 G (2-4; since 5/2)	2025 High: 5 G (4/13-19)
Last Game: 2-4, HR, 2 RBI	Homestand: 3 G, 3-10, 2 HR, 5 RBI, 2 BB, 2 K, CS
⚡ His go-ahead two-run homer last night tied Cedric Mullins for the team lead at six	
⚡ Hit five homers in April, marking the third time in his career hitting 5+ HR in a calendar month (August 2018 - 6 HR & September 2018 - 5 HR)	
⚡ Has reached base safely in 16 of 18 games since 4/4...Had a 10-game on-base streak from 4/4-19, tied for the second longest of his career (also 9/3-14/18), trailing a 15-game (6/15-7/3/24)	
⚡ His .290 (9-for-31) average with two strikes ranks eighth in the AL	
⚡ Went 22 straight plate appearances without a strikeout from 4/4-13	
⚡ Has increased his hard-hit rate to 53.8 percent from 40.1 in 2024 (+13.7%)...Ranks among MLB leaders in following percentiles: xBA (95 th , .316), strikeout rate (91 st , 12.8%), and hard-hit rate (91 st)	
⚡ His seven pinch-hit knocks last season were the most by an Oriole since 2014 (10, Delmon Young) and ranked fourth in the AL...His 28 pinch-hit hits since 2019 are fourth most among MLB hitters behind CWS' Austin Slater (40), SEA's Donovan Solano (35), and SF's Wilmer Flores (31)	

26 • EMMANUEL RIVERA • INF (R)	.200 • 0 HR • 1 RBI
Current Streak: 1 G (1-3; since 5/2)	2025 High: 1 G (current streak)
Last Game: 1-3, RBI	Homestand: 2 G, 1-5, R, RBI, BB, 2 K
⚡ Yesterday, tallied his first big-league RBI since 9/28/24 at MIN (4-4, 2B, 2 HR, 4 RBI, BB)	
⚡ Made his season debut on 4/29 vs. NYY...Had his contract selected from Triple-A Norfolk on Monday	
⚡ Slashing .308/.370/.338 (20-for-65) with two doubles, five runs scored, 13 RBI, six walks, one hit-by-pitch, and one stolen base in 17 games with the Tides	
⚡ Opened the year on the Norfolk 7-day Injured List...Reinstated on 4/4 and made his season debut that day at Charlotte	
⚡ Dealt with a shoulder injury in Spring Training and did not appear in a game after 3/13...Reassigned to minor league camp on 3/24	
⚡ Avoided arbitration by agreeing to terms on a one-year contract on 11/23/24...Designated for assignment on 1/31 and outrighted to Norfolk on 2/7...Invited to Spring Training as a non-roster player on 2/10	
⚡ Claimed off waivers from the Miami Marlins on 8/21/24 and appeared in 27 regular games for the Orioles...Made a pinch hit appearance in Game 1 of the ALWCS vs. KC	

35 • ADLEY RUTSCHMAN • C (S)	.223 • 4 HR • 9 RBI
Current Streak: 2 G (3-7; since 4/30)	2025 High: 8 G (4/3-13)
Last Game: 1-4, 2B, R, K	Homestand: 4 G, 4-12, 2B, 3 R, RBI, 2 BB
⚡ Is 22-for-71 (.310) with eight doubles, one home run, seven RBI and six walks in 18 career games vs. KC, including hits in seven straight contests (.367, 11-for-30)	
⚡ Has drawn a walk in nine of his last 13 games since 4/17, registering nine walks against only nine strikeouts during that stretch	
⚡ Snapped an 0-for-20 skid with a third-inning single on 4/20 vs. CIN	
⚡ His 40.3 percent squared-up rate ranks third in MLB behind SD's Luis Arraez (49.6%) and LAD's Mookie Betts (40.6%)...Ranks fifth in MLB with a 17.7 percent chase rate, while his 13.8 percent whiff rate ranks 13 th and leads all MLB catchers	
⚡ Owns a career-highs in average exit velocity (90.5 mph) and barrel rate (9.5%)	
⚡ Reached safely in his first 14 games to begin the year, the longest season-opening streak by an Oriole since Anthony Santander (18 G, 4/8-27/22)	
⚡ Since his MLB debut on 5/21/22, is second among all MLB primary catchers with 430 hits and 90 doubles, both behind MIL's William Contreras (438 H, 91 2B)	

29 • RAMÓN URÍAS • INF (R)	.292 • 2 HR • 9 RBI
Current Streak: 1 G (2-4; since 4/30)	2025 High: 6 G (3/29-4/5)
4/30 vs. NYY: 2-4, HR, 2 K	Homestand: 3 G, 2-12, HR, 5 K
⚡ Was scratched from last night's starting lineup due to right hamstring tightness	
⚡ Has two home runs in his last six games after having none through his first 16 games	
⚡ Is 18-for-59 (.305) with five doubles and 16 RBI in 19 career games vs. KC	
⚡ Has reached base safely in 18 of 22 games overall of the season	
⚡ Is batting .350 (14-for-40) on fastballs and .300 (6-for-20) on breaking pitches, but just .083 (1-for-12) with zero extra-base hits on offspeed pitches	
⚡ Singled as a pinch hitter on 4/12 vs. TOR, his first pinch hit of the season...Is batting .419 (13-for-31) as a pinch hitter in his career, the best average among active players (min. 30 AB)	
⚡ On 3/29 at TOR, recorded his first 3+ RBI game since 8/25/24 vs. HOU (3 RBI) and first 3+ hit game since 8/16/24 vs. BOS (3 H)	



ADDITIONAL HITTER INFO																		
	vs. LHP	vs. RHP	MULTI-HIT GAMES					MULTI-RBI GAMES						LAST HR (DATE/PITCHER)		MULTI-HR GAMES		
			2	3	4	5	TOTAL	2	3	4	5	6+	TOTAL		2025	CAREER	LAST (HRS)	
Dylan Carlson	.000	.000	-	-	-	-	-	-	-	-	-	-	-	8/16/24 vs. ARI (Nelson)	-	3	6/20/23 at WSH (2)	
Maverick Handley	.000	----	-	-	-	-	-	-	-	-	-	-	-	-	-	-	-	
Gunnar Henderson	.128	.298	5	1	-	-	6	1	-	-	-	-	1	4/29/25 vs. NYY (Rodón)	-	2	6/21/24 at HOU (2)	
Jackson Holliday	.167	.273	3	1	-	-	4	1	-	1	-	-	2	4/16/25 vs. CLE (Williams)	-	-	-	
Heston Kjerstad	.118	.233	3	-	-	-	3	4	-	-	-	-	4	4/18/25 vs. CIN (Barlow)	-	-	-	
Ramón Laureano	.125	.231	2	-	-	-	2	-	1	-	-	-	1	4/19/25 vs. CIN (Spiers)	1	5	4/19/25 vs. CIN (2)	
Jorge Mateo	.222	.000	1	-	-	-	1	-	-	-	-	-	-	6/21/24 at HOU (N. Hernandez)	-	1	8/2/22 at TEX (2)	
Ryan Mountcastle	.167	.227	5	-	-	-	5	2	-	-	-	-	2	5/2/25 vs. NYY (Carrasco)	-	10	6/4/24 at TOR (2)	
Cedric Mullins	.333	.243	5	1	-	-	6	2	-	1	1	-	4	4/19/25 vs. CIN (Greene)	1	6	3/27/25 at TOR (2)	
Ryan O'Hearn	.167	.328	6	1	-	-	7	1	2	-	-	-	3	5/2/25 vs. KC (Wacha)	-	2	8/25/19 at CLE (2)	
Emmanuel Rivera	.000	.250	-	-	-	-	-	-	-	-	-	-	-	9/28/24 at MIN (Varland)	-	2	9/28/24 at MIN (2)	
Adley Rutschman	.176	.246	3	1	-	-	4	-	1	-	-	-	1	4/20/25 vs. CIN (Wynne)	1	3	3/27/25 at TOR (2)	
Ramón Urías	.333	.278	4	2	-	-	6	-	1	-	-	-	1	5/2/25 vs. NYY (Carrasco)	-	1	7/15/22 at TB (2)	

O's HITTERS															2025 vs. KANSAS CITY ROYALS															CAREER vs. KANSAS CITY ROYALS														
PLAYER	G	AB	R	H	2B	3B	HR	RBI	BB	IBB	SO	AVG	OBP	SLG	G	AB	R	H	2B	3B	HR	RBI	BB	IBB	SO	AVG	OBP	SLG																
Dylan Carlson	1	0	0	0	0	0	0	0	0	0	0	-	-	-	15	43	8	14	4	1	1	5	8	0	12	.326	.423	.535																
Maverick Handley																																												
Gunnar Henderson	4	17	0	2	0	0	0	0	0	0	7	.118	.118	.118	16	59	10	15	2	0	3	7	5	0	18	.254	.318	.441																
Jackson Holliday	3	10	0	4	0	1	0	2	0	0	0	.400	.400	.600	5	15	0	4	0	1	0	2	1	0	2	.267	.313	.400																
Heston Kjerstad	4	12	2	4	0	0	0	2	0	0	3	.333	.333	.333	4	12	2	4	0	0	0	2	0	0	3	.333	.333	.333																
Ramón Laureano	3	5	0	0	0	0	0	0	2	0	2	.000	.286	.000	19	67	6	10	2	0	1	3	6	0	21	.149	.230	.224																
Jorge Mateo	1	2	0	0	0	0	0	0	0	0	1	.000	.000	.000	19	61	6	10	1	0	0	4	3	0	20	.164	.203	.180																
Ryan Mountcastle	4	15	4	6	1	0	0	0	0	0	3	.400	.400	.467	27	106	21	31	9	0	5	21	7	0	28	.292	.333	.519																
Cedric Mullins	3	10	2	2	1	0	0	0	3	0	1	.200	.385	.300	29	110	19	27	9	0	3	13	11	0	19	.245	.320	.409																
Ryan O'Hearn	2	7	2	2	0	0	1	2	1	0	0	.286	.375	.714	9	28	6	8	1	0	2	4	4	0	4	.286	.375	.536																
Emmanuel Rivera	1	3	0	1	0	0	0	1	0	0	0	.333	.333	.333	7	16	3	6	1	0	0	4	3	0	1	.375	.474	.438																
Adley Rutschman	3	12	1	3	1	0	0	0	0	0	2	.250	.250	.333	18	71	10	22	8	0	1	7	6	0	11	.310	.364	.465																
Ramón Urías	2	6	1	1	0	0	0	1	1	0	1	.167	.286	.167	19	59	6	18	5	0	0	16	3	0	14	.305	.333	.390																

O's PITCHERS															2025 vs. KANSAS CITY ROYALS															CAREER vs. KANSAS CITY ROYALS														
PLAYER	W	L	SV	G	GS	INN	H	R	ER	HR	BB	K	ERA	AVG	W	L	SV	G	GS	INN	H	R	ER	HR	BB	K	ERA	AVG																
Keegan Akin	0	0	0	1	0	2.0	0	0	0	0	2	2	0.00	.000	0	1	0	9	1	15.2	21	12	12	3	6	14	6.89	.318																
Bryan Baker	0	0	0	1	0	0.2	0	0	0	0	0	0	0.00	.000	0	0	0	6	0	3.1	3	2	2	0	4	3	5.40	.273																
Félix Bautista	0	0	1	1	0	1.0	0	0	0	0	0	1	0.00	.000	0	0	2	6	0	5.1	2	1	1	0	3	9	1.69	.111																
Matt Bowman	0	0	0	1	0	1.0	0	0	0	0	0	0	0.00	.000	1	0	0	5	0	5.1	6	1	1	0	0	4	1.69	.300																
Yennier Cano	0	0	0	2	0	2.0	1	0	0	0	0	2	0.00	.143	2	0	0	11	0	10.2	15	8	8	1	6	11	6.75	.326																
Seranthony Domínguez	0	0	0	2	0	2.0	0	0	0	0	2	4	0.00	.000	0	0	0	4	0	4.0	1	0	0	0	4	7	0.00	.077																
Kyle Gibson															11	6	0	28	26	155.1	156	74	69	12	46	115	4.00	.262																
Dean Kremer	1	1	0	2	2	11.1	11	3	2	0	1	3	1.59	.239	2	2	0	5	5	27.1	20	11	9	3	7	13	2.96	.189																
Charlie Morton															2	3	0	6	6	34.2	34	19	18	5	10	33	4.67	.258																
Cionel Pérez	0	0	0	1	0	1.0	3	5	5	0	1	1	45.00	.500	0	0	1	8	0	6.2	12	8	6	1	3	5	8.10	.364																
Cade Povich	0	1	0	1	1	6.0	12	4	1	0	0	4	1.50	.444	0	1	0	1	1	6.0	12	4	1	0	0	4	1.50	.444																
Gregory Soto	0	0	0	1	0	1.2	0	0	0	0	0	1	0.00	.000	1	1	6	20	0	19.2	14	10	8	0	13	22	3.66	.194																
Tomoyuki Sugano	1	0	0	1	1	5.1	5	1	1	1	1	4	1.69	.238	1	0	0	1	1	5.1	5	1	1	1	1	4	1.69	.238																

RECENT TRANSACTIONS	
DATE	TRANSACTION
4/29	Recalled RHP Kyle Gibson from High-A Aberdeen.
4/28	Recalled RHP Kade Strowd from Triple-A Norfolk...Selected the contracts of C Maverick Handley and INF Emmanuel Rivera from Triple-A Norfolk...Placed C Gary Sánchez (right wrist inflammation) and INF Jordan Westburg (left hamstring strain) on the 10-day Injured List...Transferred OF Colton Cowser (left thumb fracture) and RHP Grayson Rodriguez (right lat strain) to the 60-day Injured List...Claimed LHP Walter Pennington off waivers from the Texas Rangers and optioned him to Triple-A Norfolk...Optioned RHP Kade Strowd ¹ to Triple-A Norfolk (postgame).
4/27	Optioned LHP Grant Wolfram ¹ to Triple-A Norfolk (postgame)... RHP Chayce McDermott (right lat strain) began a rehab assignment with Double-A Chesapeake.
4/26	Recalled OF Dylan Carlson from Triple-A Norfolk...Placed OF Tyler O'Neill (neck inflammation) on the 10-day Injured List, retroactive to 4/24...Recalled LHP Grant Wolfram from Triple-A Norfolk (between DH games)...Added RHP Colin Selby as the 27 th man from Triple-A Norfolk (between DH games)...Optioned RHP Brandon Young to Triple-A Norfolk (between DH games)...Returned RHP Colin Selby to Triple-A Norfolk (postgame).
4/23	LHP Trevor Rogers (right knee subluxation) began a rehab assignment with Double-A Chesapeake.
4/22	Recalled RHP Brandon Young from Triple-A Norfolk...Placed RHP Cody Poteet (right shoulder inflammation) on the 15-day Injured List, retroactive to 4/21.
4/20	Traded RHP Scott Blewett for cash considerations...Recalled RHP Cody Poteet from Triple-A Norfolk...Optioned RHP Brandon Young ² to Triple-A Norfolk.
4/19	Recalled RHP Brandon Young from High-A Aberdeen...Designated RHP Scott Blewett for assignment.
4/15	Activated RHP Scott Blewett ...Optioned RHP Colin Selby ¹ to Triple-A Norfolk...Released LHP Luis González .
4/14	Claimed RHP Scott Blewett off waivers from the Minnesota Twins...Designated LHP Luis González for assignment.
4/9	Recalled RHP Colin Selby from Triple-A Norfolk...Placed RHP Zach Eflin (right lat strain) on the 15-day Injured List, retroactive to 4/8.
4/7	Acquired LHP Grant Wolfram from the Milwaukee Brewers in exchange for minor league OF Daz Cameron and cash considerations and optioned him to Triple-A Norfolk...Transferred RHP Albert Suárez (right subscapularis strain) to the 60-day Injured List.
4/5	Traded minor league INF/OF Nick Gordon to the Kansas City Royals for cash considerations.
4/4	Reinstated INF Gunnar Henderson (right intercostal strain) from the 10-day Injured List.
4/3	Optioned OF Dylan Carlson to Triple-A Norfolk (postgame).
3/31	Recalled OF Dylan Carlson from Triple-A Norfolk...Placed OF Colton Cowser (left thumb fracture) on the 10-day Injured List.
3/30	Selected the contract of RHP Matt Bowman from Triple-A Norfolk...Placed RHP Albert Suárez (right shoulder inflammation) on the 15-day Injured List, retroactive to 3/29.
3/29	Acquired RHP Cody Poteet from the Chicago Cubs in exchange for cash considerations and optioned him to Triple-A Norfolk.
3/28	RHP Roansy Contreras cleared waivers and outrighted to Triple-A Norfolk... INF Gunnar Henderson (right intercostal strain) began a rehab assignment with Triple-A Norfolk.

EUTAW STREET HOME RUNS			
DATE	PLAYER (Team)	OPP. (Pitcher)	DISTANCE
4/29	Trent Grisham (NYY)	BAL (Gibson)	399 ft.
4/19	Jake Fraley (CIN)	BAL (Young)	421 ft.
2025 totals - 2 (0 by Orioles, 2 by opponents)			
*Total since 1992 - 133 (64 by Orioles, 69 by opponents)			

O's CHALLENGES			
TEAM	TOTAL	WON	LOST
Orioles	14	4	10
Opponents	5	3	2
Success Rate		40%	60%
Last by O's: 4/30 vs. NYY (B7)		Batter/Runner: O'Hearn	
Last by Opp.: 4/26 (G2) at DET (B4)		Tag Play (2B)	
		Batter/Runner: Báez	
		Force Play (1B)	
		Out/Confirmed	
		Out/Overturned	

RECORD BY POSITION									
PLAYER	C	1B	2B	3B	SS	LF	CF	RF	DH
Dylan Carlson	-	-	-	-	-	0-2	0-1	-	-
Colton Cowser	-	-	-	-	-	2-2	-	-	-
Gunnar Henderson	-	-	-	-	9-13	-	-	-	1-1
Jackson Holliday	-	-	8-12	-	4-1	-	-	-	-
Heston Kjerstad	-	-	-	-	-	6-10	-	5-1	1-0
Ramón Laureano	-	-	-	-	-	4-4	-	2-3	-
Jorge Mateo	-	-	1-3	-	0-4	-	0-1	-	-
Ryan Mountcastle	-	11-13	-	-	-	-	-	-	0-1
Cedric Mullins	-	-	-	-	-	-	13-16	-	-
Ryan O'Hearn	-	2-4	-	-	-	-	-	2-2	7-5
Tyler O'Neill	-	-	-	-	-	1-0	-	4-12	0-1
Emmanuel Rivera	-	0-1	-	1-0	-	-	-	-	-
Adley Rutschman	11-11	-	-	-	-	-	-	-	1-5
Gary Sánchez	2-7	-	-	-	-	-	-	-	0-1
Ramón Urías	-	-	-	10-10	-	-	-	-	0-1

RECORD BY BATTING ORDER									
PLAYER	1	2	3	4	5	6	7	8	9
Dylan Carlson	-	-	-	-	-	0-1	-	-	0-2
Colton Cowser	2-2	-	-	-	-	-	-	-	-
Gunnar Henderson	4-5	5-6	1-2	0-1	-	-	-	-	-
Jackson Holliday	-	-	-	-	-	2-0	0-4	5-3	5-6
Heston Kjerstad	-	-	-	-	1-1	7-4	2-5	2-1	-
Ramón Laureano	0-1	-	-	-	1-2	1-1	2-0	0-1	2-2
Jorge Mateo	-	-	-	-	-	-	-	0-3	1-5
Ryan Mountcastle	-	-	0-1	3-4	3-3	2-2	2-2	1-2	-
Cedric Mullins	6-7	-	1-0	1-1	3-5	0-1	2-1	-	0-1
Ryan O'Hearn	-	-	4-4	6-6	0-1	-	-	1-0	-
Tyler O'Neill	-	-	1-3	0-3	3-4	1-3	-	-	-
Emmanuel Rivera	-	-	-	-	-	-	0-1	-	1-0
Adley Rutschman	0-1	7-12	5-3	-	-	-	-	-	-
Gary Sánchez	-	-	-	-	0-1	0-2	1-2	1-3	-
Ramón Urías	-	-	-	0-1	-	0-2	3-1	3-5	4-2

2025 BY THE NUMBERS			
	HOME	AWAY	TOTAL
Overall	8-7	5-11	13-18
MONTH	HOME	AWAY	TOTAL
March (5)	1-0	2-2	3-2
April (26)	6-7	3-9	9-16
May (27)	1-0	-	1-0
June (27)	-	-	-
July (24)	-	-	-
August (28)	-	-	-
September (25)	-	-	-
TOTAL (162)	8-7	5-11	13-18
DAY OF WEEK	HOME	AWAY	TOTAL
Monday (14)	2-0	1-0	3-0
Tuesday (24)	0-2	0-2	0-4
Wednesday (24)	2-1	0-2	2-3
Thursday (18)	1-1	2-0	3-1
Friday (26)	1-1	0-2	1-3
Saturday (28)	2-0	2-2	4-2
Sunday (27)	0-2	0-3	0-5
TOTAL (162)	8-7	5-11	13-18
VS. AL EAST	HOME	AWAY	TOTAL
Boston Red Sox (13)	1-2	-	1-2
New York Yankees (13)	2-1	-	2-1
Tampa Bay Rays (13)	-	-	-
Toronto Blue Jays (13)	1-1	2-2	3-3
TOTAL (52)	4-4	2-2	6-6
VS. AL CENTRAL	HOME	AWAY	TOTAL
Chicago White Sox (7)	-	-	-
Cleveland Guardians (7)	2-1	-	2-1
Detroit Tigers (6)	-	0-3	0-3
Kansas City Royals (6)	1-0	1-2	2-2
Minnesota Twins (6)	-	-	-
TOTAL (32)	3-1	1-5	4-6
VS. AL WEST	HOME	AWAY	TOTAL
Houston Astros (7)	-	-	-
Los Angeles Angels (6)	-	-	-
Oakland Athletics (6)	-	-	-
Seattle Mariners (6)	-	-	-
Texas Rangers (7)	-	-	-
TOTAL (32)	-	-	-
VS. NL EAST	HOME	AWAY	TOTAL
Atlanta Braves (3)	-	-	-
Miami Marlins (3)	-	-	-
New York Mets (3)	-	-	-
Philadelphia Phillies (3)	-	-	-
Washington Nationals (4)	-	1-2	1-2
TOTAL (16)	-	1-2	1-2
VS. NL CENTRAL	HOME	AWAY	TOTAL
Chicago Cubs (3)	-	-	-
Cincinnati Reds (3)	1-2	-	1-2
Milwaukee Brewers (3)	-	-	-
Pittsburgh Pirates (3)	-	-	-
St. Louis Cardinals (3)	-	-	-
TOTAL (15)	1-2	-	1-2
VS. NL WEST	HOME	AWAY	TOTAL
Arizona Diamondbacks (3)	-	1-2	1-2
Colorado Rockies (3)	-	-	-
Los Angeles Dodgers (3)	-	-	-
San Diego Padres (3)	-	-	-
San Francisco Giants (3)	-	-	-
TOTAL (15)	-	1-2	1-2

BALTIMORE ORIOLES - WALK-OFF AND MISC. HOME RUNS

Baltimore Orioles Walk-off Wins							
Date	Score	Batter/Runner	Action	RBI	Pitcher	INN	OUTS
-	-	-	-	-	-	-	-
Opponent Walk-off Wins							
Date	Score	Batter/Runner	Action	RBI	Pitcher	INN	OUTS
-	-	-	-	-	-	-	-
Baltimore Orioles Back-to-Back Home Runs							
Date	Score	Batters	Pitcher	INN	OUTS		
4/19	CIN 5 @ BAL 9	Ramón Laureano/Jordan Westburg	Carson Spiers	7	2		
4/19	CIN 5 @ BAL 9	Cedric Mullins/Gunnar Henderson	Hunter Greene	1	0		
3/27	BAL 12 @ TOR 2	Adley Rutschman/Jordan Westburg	Yariel Rodríguez	8	1		
Opponent Back-to-Back Home Runs							
Date	Score	Batters	Pitcher	INN	OUTS		
4/29	NY Yankees 15 @ BAL 3	Trent Grisham/Aaron Judge/Ben Rice	Kyle Gibson	1	0		
4/17	CLE 2 @ BAL 6	Daniel Schneemann/Austin Hedges	Tomoyuki Sugano	3	0		
4/9	BAL 0 @ AZ 9	Pavin Smith/Josh Naylor	Dean Kremer	5	1		
Baltimore Orioles Grand Slams							
Date	Score	Batter	Pitcher	INN	OUTS		
4/16	CLE 1 @ BAL 9	Jackson Holliday	Gavin Williams	2	1		
Opponent Grand Slams							
Date	Score	Batter	Pitcher	INN	OUTS		
4/20	CIN 24 @ BAL 2	Noelvi Marte	Jorge Mateo	8	2		
Baltimore Orioles Inside-the-Park Home Runs							
Date	Score	Batter	RBI	Pitcher	INN	OUTS	
-	-	-	-	-	-	-	
Opponent Inside-the-Park Home Runs							
Date	Score	Batter	RBI	Pitcher	INN	OUTS	
-	-	-	-	-	-	-	
Baltimore Orioles Pinch-Hit Home Runs							
Date	Score	Batter	RBI	Pitcher	INN	OUTS	
-	-	-	-	-	-	-	
Opponent Pinch-Hit Home Runs							
Date	Score	Batter	RBI	Pitcher	INN	OUTS	
-	-	-	-	-	-	-	
Baltimore Orioles Leadoff Home Runs							
Date	Score	Batter	Pitcher				
4/19	CIN 5 @ BAL 9	Cedric Mullins	Hunter Greene				
4/3	BOS 8 @ BAL 4	Cedric Mullins	Tanner Houck				
3/29	BAL 9 @ TOR 5	Colton Cowser	Max Scherzer				
Opponent Leadoff Home Runs							
Date	Score	Batter	Pitcher				
4/29	NY Yankees 15 @ BAL 3	Trent Grisham	Kyle Gibson				
4/23	BAL 3 @ WSH 4	James Wood	Tomoyuki Sugano				

LAST TIME IT HAPPENED	
BATTING	
Eutaw St. Home Run	Gunnar Henderson, 8/14/24 vs. WSH (Herz)
Opponent	Trent Grisham, 4/30/25 vs. NYY (Gibson)
Second Deck Home Run in LF at OPACY	Austin Hays, 6/7/22 vs. CHC (Mills)
Opponent	Pete Alonso, 9/2/20 vs. NY Yankees (Means)
Grand Slam	Jackson Holliday, 4/16/25 vs. CLE (Williams)
Two Grand Slams in One Game	Reimold, Clevenger, 9/11/15 vs. KC (Herrera, Chamberlain)
Pinch-Hit Home Run	Ryan O’Hearn, 6/6/24 at TOR (García)
Pinch-Hit Walk-Off Home Run	Nolan Reimold, 7/24/16 vs. CLE (Allen)
Pinch-Hit Grand Slam	Dwight Evans, 7/26/91 vs. OAK (Nelson)
Inside the Park Home Run	Jorge Mateo, 8/20/23 at OAK (Sears)
LH & RH Home Run, Same Game	Anthony Santander, 8/7/24 at TOR (Francis, Yarbrough)
Individual 2-Home Run Game	Ramón Laureano, 4/19/25 vs. CIN (Greene, Spiers)
Individual 3-Home Run Game	Ryan Mountcastle, 6/19/21 vs. TOR (Manoah, Kay)
Individual 4-Home Run Game	Never
Home Run in Consecutive Games	Cedric Mullins, 4/18-19/25 vs. CIN
Home Run in 3 Consecutive Games	Jackson Holliday, 8/4-7/24 at CLE, at TOR
Home Run in 4 Consecutive Games	Gunnar Henderson, 5/17-20/24 vs. SEA, at STL
Home Run in 5 Consecutive Games	Jonathan Schoop, 7/22-27/18 vs. TOR, BOS, TB
Home Run in 6 Consecutive Games	Chris Davis, 9/26-10/2/12 vs. TOR, BOS, TB
4-Home Run Game, Team	4/19/25 vs. CIN (5)
5-Home Run Game, Team	4/19/25 vs. CIN
6-Home Run Game, Team	3/27/25 at TOR
7-Home Run Game, Team	6/2/16 vs. BOS
8+-Home Run Game, Team	6/16/15 vs. PHI (8)
10+-Run Game, Team	3/27/25 at TOR (12)
15+-Run Game, Team	6/20/24 at NYY (17)
20+-Run Game, Team	9/28/00 vs. TOR (23)
Back-to-Back HR	Laureano/Westburg, 4/19/25 vs. CIN (7 th inning)
Back-to-Back HR to Start First Inning	Mullins/Henderson, 4/19/25 vs. CIN
Back-to-Back-to-Back HR	Schoop/Davis/Mancini, 8/6/17 vs. DET (1 st inning)
Back-to-Back-to-Back HR to Start First Inning	Flaherty/Hardy/Markakis, 5/10/12 (G1) vs. TEX
2 Back-to-Back HRs, Same Game	Mullins/Henderson (1 st), Laureano/Westburg (7 th) 4/19/25 vs. CIN
Leadoff Home Run	Cedric Mullins, 4/19/25 vs. CIN (Greene)
Walk-Off Win	Anthony Santander (HR), 9/19/24 vs. SF (Walker)
Walk-Off Home Run	Anthony Santander, 9/19/24 vs. SF (Walker)
Walk-Off Grand Slam	Manny Machado, 8/18/17 vs. LAA (Middleton)
Walk-Off Home Run, Eutaw St.	Rio Ruiz, 8/11/19 vs. HOU (Osuna)
Home Run, 15 th Inning or later	Jonathan Villar, 7/25/19 at LAA (Canning)
Home Run, 17 th Inning or later	Adam Jones, 5/6/12 at BOS (McDonald)
Home Run by a Pitcher	Zack Britton, 7/3/11 at ATL (Beachy)
2-Home Run Game by a Pitcher	Milt Pappas, 8/27/61 at MIN (Ramos)
Oriole w/ hit a Home Run for 1 st ML hit	Connor Norby, 6/4/24 at TOR (Pearson)
Oriole w/ 2 Home Runs in one inning	Mark Trumbo, 4/15/16 at TEX (7 th inning, Pérez, Faulkner)
Oriole w/ 3 Home Runs in consecutive innings	Manny Machado, 8/7/16 at CWS (1 st , 2 nd , 3 rd inning, Shields, Albers)
5-Hit Game	Adley Rutschman, 6/21/24 at HOU
6-Hit Game	Cal Ripken, Jr., 6/13/99 at ATL
5-RBI Game	Cedric Mullins, 3/27/25 at TOR
6-RBI Game	Adley Rutschman, 6/9/24 at TB
7-RBI Game	Ryan Mountcastle, 4/11/23 vs. OAK (9)
8-RBI Game	Ryan Mountcastle, 4/11/23 vs. OAK (9)
9-RBI Game	Ryan Mountcastle, 4/11/23 vs. OAK
PITCHING	
Perfect Game	Never
No-Hitter	5/5/21 at SEA (Means)
1-Hitter	5/26/24 at CWS (Bradish, Coulombe, Cano, Kimbrel)
Complete Game	9/23/22 vs. HOU (Kremer)
Shutout	9/23/22 vs. HOU (Kremer)
Team Shutout	9/6/24 vs. TB (Kremer, Cano, Pérez, Domínguez)
Consecutive CG, Pitcher	Sidney Ponson (2), 5/16-22/04
Consecutive Shutouts, Pitcher	Mike Mussina (2), 9/26-10/1/95
Consecutive CG, Team	5/13-14/11 (Guthrie/Bergesen)
Consecutive Shutouts, Team	4/18-19/23 at WSH
10+ Strikeout Game, Pitcher	Charlie Morton (10), 4/3/25 vs. BOS
15+ Strikeout Game, Pitcher	Erik Bedard (15), 7/7/07 at TEX
10+ Strikeout Game, Team	4/28/25 vs. NYY (15)
15+ Strikeout Game, Team	4/28/25 vs. NYY (15)
4+ Strikeouts in an inning	Mike Cuellar (4), 5/29/70 at CAL
Immaculate Inning	Kevin Gausman, 4/23/18 vs. CLE (7 th inning)
MISCELLANEOUS	
Hit for the Cycle	Cedric Mullins, 5/12/23 vs. PIT (7 th in club history)
Steal of Home	Cedric Mullins, 8/12/21 vs. DET
Position Player to Pitch	Gary Sánchez, 4/19/25 vs. CIN (1.0 IP, 2 H, 4 R, BB, HR)
Triple Play Turned	9/18/22, Bottom 3 rd at TOR (Chapman batting/Kremer pitching)
	Scoring: 6-4-3 (Mateo-Vavra-Aguilar)
Manager Ejection	Brandon Hyde, 4/13/25 vs. TOR (18 th career)
Player Ejection	Ryan O’Hearn, 8/21/24 at NY Yankees (2 nd career)
WINNING SWEEPS	
2-Game, at OPACY	September 26-27, 2023 vs. WSH
2-Game, Road	April 18-19, 2023 at WSH
3-Game, at OPACY	April 15-17, 2024 vs. MIN
3-Game, Road	September 27-29, 2024 at MIN
4-Game, at OPACY	July 7-10, 2022 vs. LAA
4-Game, Road	June 7-10, 2024 at TB
Doubleheader	June 25, 2016 vs. TB

2025 OUTFIELD ASSISTS						
Outfielder	1B	2B	3B	HP	TOTAL	ERRORS (F-T)
Dylan Carlson	-	-	-	-	-	-
Colton Cowser	-	-	-	-	-	-
Heston Kjerstad	-	2	-	-	2	-
Ramón Laureano	-	2	-	1	3	2 (1-1)
Jorge Mateo	-	-	-	-	-	1 (1-0)
Cedric Mullins	-	-	-	-	-	2 (1-1)
Ryan O’Hearn	-	-	-	-	-	-
Tyler O’Neill	1	2	-	1	4	-
Team Totals	1	6	-	2	9	5 (3-2)

2025 CATCHING BREAKDOWN							
	Errors		SB	Pick-offs			
Catcher	F-T-C	PB	CCS-ATT	1B-2B-3B	Inn.	ERA	W-L (GS)
Adley Rutschman	0-1-0	0	2-21	0-1-0	188.0	5.46	11-11
Gary Sánchez	0-0-0	1	0-2	1-0-0	77.0	5.03	2-7
Maverick Handley	0-0-0	0	0-0	0-0-0	4.0	2.25	0-0
Totals	0-1-0	1	2-23	1-1-0	269.0	5.29	13-18


SCORING BY INNING										
	1	2	3	4	5	6	7	8	9	Extras Totals
OPPONENTS	26	18	24	20	23	10	19	19	9	1 169
ORIOLES	16	18	17	9	10	13	18	20	2	0 123


ORIOLES WHO MADE THEIR MAJOR LEAGUE DEBUT IN 2025			
DATE	PLAYER	STATS	NOTES
4/29 vs. NYY	Maverick Handley	0-for-2, 2 K	Entered in 6 th
4/26 (G2) at DET	Grant Wolfram	0.1 IP, 1 H, 1 BB	Final out of 7 th
4/19 vs. CIN	Brandon Young	ND: 4.0+ IP, 7 H, 3 R, 3 ER, 3 BB, 3 K, HR	Game Started
3/30 at TOR	Tomoyuki Sugano	L: 4.0 IP, 4 H, 2 R, 2 ER, 2 BB, 1 K	Game Started


2025 SCHEDULE


	DATE	OPP.	W-L	SCORE	WP/LP/SV	REC	POS	GA/GB	ATT.
1	3/27	at TOR	W	12-2	Eflin/Berrios	1-0	T-1 st	+0.5	40,734
2	3/28	at TOR	L	8-2	Gausman/Morton	1-1	T-3 rd	-0.5	26,289
3	3/29	at TOR	W	9-5	Kremer/Lovelady	2-1	2 nd	-0.5	27,005
4	3/30	at TOR	L	3-1	Bassitt/Sugano/Hoffman	2-2	3 rd	-1.5	21,069
5	3/31	vs. BOS	W	8-5	Dominguez/Newcomb	3-2	3 rd	-1.0	45,002*
MARCH TOTALS: 3-2			TEAM ERA: 4.60		TEAM AVG: .305				
	4/1	OFF DAY				3-2	4 th	-1.0	
6	4/2	vs. BOS	L	3-0	Crochet/Eflin/Chapman	3-3	4 th	-1.5	18,146
7	4/3	vs. BOS	L	8-4	Kelly/Morton	3-4	T-4 th	-2.0	16,656
8	4/4	at KC	L	8-2	Lugo/Kremer	3-5	5 th	-2.5	14,196
9	4/5	at KC	W	8-1	Sugano/Wacha	4-5	5 th	-2.5	14,383
10	4/6	at KC	L	4-1	Bubic/Povich/Estévez	4-6	5 th	-2.5	19,098
11	4/7	at AZ	W	5-1	Eflin/Gallen	5-6	T-4 th	-1.5	20,333
12	4/8	at AZ	L	4-3	Kelly/Morton/Martinez	5-7	4 th	-2.0	23,843
13	4/9	at AZ	L	9-0	Pfaadt/Kremer	5-8	5 th	-2.5	22,411
	4/10	OFF DAY				5-8	5 th	-2.5	
	4/11	vs. TOR	**POSTPONED**		Rescheduled for 7/29 (DH)		5-8	5 th	-2.5
14	4/12	vs. TOR	W	5-4	Baker/Francis/Bautista	6-8	T-4 th	-2.0	22,130
15	4/13	vs. TOR	L	7-6	Hoffman/Bowman	6-9	5 th	-2.5	27,193
	4/14	OFF DAY				6-9	5 th	-2.5	
16	4/15	vs. CLE	L	6-3	Allen/Morton/Clase	6-10	5 th	-3.5	14,203
17	4/16	vs. CLE	W	9-1	Kremer/Williams	7-10	5 th	-3.5	13,964
18	4/17	vs. CLE	W	6-2	Sugano/Bibee	8-10	4 th	-3.5	16,201
19	4/18	vs. CIN	L	8-3	Abbott/Povich	8-11	4 th	-4.5	42,587*
20	4/19	vs. CIN	W	9-5	Dominguez/Greene/Bautista	9-11	4 th	-3.5	28,534
21	4/20	vs. CIN	L	24-2	Rogers/Morton/Wynne	9-12	4 th	-4.5	19,053
	4/21	OFF DAY				9-12	4 th	-4.0	
22	4/22	at WSH	L	7-0	Parker/Kremer	9-13	4 th	-4.0	29,504
23	4/23	at WSH	L	4-3	López/Soto/Finnegan	9-14	5 th	-5.0	22,246
24	4/24	at WSH	W	2-1	Povich/Gore/Bautista	10-14	5 th	-4.5	23,058
	4/25	at DET	**POSTPONED**		Rescheduled for 4/26 (DH)		10-14	5 th	-4.0
25	4/26-1	at DET	L	4-3	Mize/Young/Vest	10-15			28,509
26	4/26-2	at DET	L	6-2	Hurter/Morton	10-16	5 th	-5.0	21,422
27	4/27	at DET	L	7-0	Skubal/Kremer	10-17	5 th	-6.5	28,613
28	4/28	vs. NYY	W	4-3	Sugano/Warren/Bautista	11-17	5 th	-5.5	22,775
29	4/29	vs. NYY	L	15-3	Rodón/Gibson	11-18	5 th	-6.5	22,164
30	4/30	vs. NYY	W	5-4	Baker/Carrasco/Bautista	12-18	5 th	-5.5	22,381
APRIL TOTALS: 9-16			TEAM ERA: 5.64		TEAM AVG: .206				
	5/1	OFF DAY				12-18	5 th	-5.5	
31	5/2	vs. KC	W	3-0	Kremer/ Wacha/ Bautista	13-18	5 th	-5.5	
32	5/3	vs. KC	7:15 PM	FOX					
33	5/4	vs. KC	1:35 PM	MASN					
	5/5	OFF DAY							
34	5/6	at MIN	7:40 PM	MASN					
35	5/7	at MIN	7:40 PM	MASN					
36	5/8	at MIN	1:10 PM	MASN					
37	5/9	at LAA	9:38 PM	MASN					
38	5/10	at LAA	9:38 PM	MASN					
39	5/11	at LAA	4:07 PM	MASN2					
	5/12	OFF DAY							
40	5/13	vs. MIN	6:35 PM	MASN2					
41	5/14	vs. MIN	6:35 PM	MASN2					
42	5/15	vs. MIN	12:35 PM	MASN2					
43	5/16	vs. WSH	7:05 PM	MASN					
44	5/17	vs. WSH	4:05 PM	MASN FS1^					
45	5/18	vs. WSH	1:35 PM	MASN					
46	5/19	at MIL	7:40 PM	MASN					
47	5/20	at MIL	7:40 PM	MASN2					
48	5/21	at MIL	1:10 PM	MASN2					
49	5/22	at BOS	6:45 PM	MASN					
50	5/23	at BOS	7:10 PM	MASN					
51	5/24	at BOS	4:10 PM	MASN FS1^					
52	5/25	at BOS	1:35 PM	MASN					
53	5/26	vs. STL	3:05 PM	MASN					
54	5/27	vs. STL	6:35 PM	MASN					
55	5/28	vs. STL	6:35 PM	MASN					
	5/29	OFF DAY							
56	5/30	vs. CWS	7:05 PM	MASN					
57	5/31	vs. CWS	4:05 PM	MASN					
MAY TOTALS: 1-0			TEAM ERA: 0.00		TEAM AVG: .300				
58	6/1	vs. CWS	1:35 PM	MASN					
	6/2	OFF DAY							
59	6/3	at SEA	9:40 PM	MASN2					
60	6/4	at SEA	9:40 PM	MASN2					
61	6/5	at SEA	3:40 PM	MASN2					
62	6/6	at ATH	10:05 PM	MASN2					
63	6/7	at ATH	10:05 PM	MASN					
64	6/8	at ATH	4:05 PM	MASN2					
	6/9	OFF DAY							
65	6/10	vs. DET	6:35 PM	MASN2					
66	6/11	vs. DET	6:35 PM	MASN2					
67	6/12	vs. DET	6:35 PM	MASN2					
68	6/13	vs. LAA	7:05 PM	Apple TV+					
69	6/14	vs. LAA	4:05 PM	MASN					
70	6/15	vs. LAA	1:35 PM	MASN					
71	6/16	at TB	7:35 PM	MASN2					
72	6/17	at TB	7:35 PM	MASN2					
73	6/18	at TB	7:35 PM	MASN2					
74	6/19	at TB	7:35 PM	MASN2					
75	6/20	at NYY	7:05 PM	MASN					
76	6/21	at NYY	1:05 PM	MASN					
77	6/22	at NYY	11:35 AM	Roku					
78	6/23	vs. TEX	6:35 PM	MASN					
79	6/24	vs. TEX	6:35 PM	MASN					
80	6/25	vs. TEX	6:35 PM	MASN					
	6/26	OFF DAY							
81	6/27	vs. TB	7:05 PM	Apple TV+					
82	6/28	vs. TB	4:05 PM	MASN					
83	6/29	vs. TB	1:35 PM	MASN					
84	6/30	at TEX	8:05 PM	MASN					
JUNE TOTALS: 0-0			TEAM ERA: ---		TEAM AVG: ---				
85	7/1	at TEX	8:05 PM	MASN					
86	7/2	at TEX	8:05 PM	MASN					
	7/3	OFF DAY							
87	7/4	at ATL	7:15 PM	MASN					
88	7/5	at ATL	4:10 PM	MASN2					
89	7/6	at ATL	11:35 AM	Roku					
	7/7	OFF DAY							
90	7/8	vs. NYM	6:35 PM	MASN					
91	7/9	vs. NYM	7:05 PM	MASN					
92	7/10	vs. NYM	1:05 PM	MASN					
93	7/11	vs. MIA	7:05 PM	MASN					
94	7/12	vs. MIA	4:05 PM	MASN					
95	7/13	vs. MIA	1:35 PM	MASN					

	DATE	OPP.	W-L	SCORE	WP/LP/SV	REC	POS	GA/GB	ATT.
	7/14	Home Run Derby (Truist Park - Atlanta, GA)							
	7/15	MLB All-Star Game (Truist Park - Atlanta, GA)							
	7/16-17 All-Star Break								
96	7/18	at TB	7:35 PM	MASN2					
97	7/19	at TB	7:05 PM	MASN2					
98	7/20	at TB	12:10 PM	MASN2					
99	7/21	at CLE	6:40 PM	MASN2					
100	7/22	at CLE	6:40 PM	MASN2					
101	7/23	at CLE	6:40 PM	MASN2					
102	7/24	at CLE	1:10 PM	MASN					
103	7/25	vs. COL	7:05 PM	MASN					
104	7/26	vs. COL	7:05 PM	MASN					
105	7/27	vs. COL	1:35 PM	MASN					
106	7/28	vs. TOR	6:35 PM	MASN					
107	7/29-1	vs. TOR	12:35 PM	MASN					
108	7/29-2	vs. TOR	6:35 PM	MASN					
109	7/30	vs. TOR	12:35 PM	MASN					
JULY TOTALS: 0-0		TEAM ERA: ---		TEAM AVG: ---					
110	8/1	at CHC	2:20 PM	MASN2					
111	8/2	at CHC	2:20 PM	MASN2 FS1*					
112	8/3	at CHC	2:20 PM	MASN2					
113	8/4	at PHI	6:45 PM	MASN					
114	8/5	at PHI	6:45 PM	MASN					
115	8/6	at PHI	12:35 PM	MASN					
	8/7	OFF DAY							
116	8/8	vs. ATH	7:05 PM	MASN					
117	8/9	vs. ATH	7:05 PM	MASN					
118	8/10	vs. ATH	1:35 PM	MASN					
	8/11	OFF DAY							
119	8/12	vs. SEA	6:35 PM	MASN					
120	8/13	vs. SEA	6:35 PM	MASN					
121	8/14	vs. SEA	1:05 PM	MASN2					
122	8/15	at HOU	8:10 PM	MASN2					
123	8/16	at HOU	7:10 PM	MASN2					
124	8/17	at HOU	2:10 PM	MASN					
125	8/18	at BOS	7:10 PM	MASN					
126	8/19	at BOS	7:10 PM	MASN					
	8/20	OFF DAY							
127	8/21	vs. HOU	7:15 PM	FOX					
128	8/22	vs. HOU	7:05 PM	MASN					
129	8/23	vs. HOU	7:05 PM	MASN					
130	8/24	vs. HOU	1:35 PM	MASN					
131	8/25	vs. BOS	6:35 PM	MASN					
132	8/26	vs. BOS	6:35 PM	MASN					
133	8/27	vs. BOS	6:35 PM	MASN					
134	8/28	vs. BOS	1:05 PM	MASN					
135	8/29	at SF	10:15 PM	MASN2					
136	8/30	at SF	7:15 PM	FOX					
137	8/31	at SF	4:05 PM	MASN2					
AUGUST TOTALS: 0-0		TEAM ERA: ---		TEAM AVG: ---					
138	9/1	at SD	6:40 PM	MASN2					
139	9/2	at SD	9:40 PM	MASN2					
140	9/3	at SD	4:10 PM	MASN2					
	9/4	OFF DAY							
141	9/5	vs. LAD	7:05 PM	MASN					
142	9/6	vs. LAD	7:05 PM	MASN					
143	9/7	vs. LAD	1:35 PM	MASN					
	9/8	OFF DAY							
144	9/9	vs. PIT	6:35 PM	MASN					
145	9/10	vs. PIT	6:35 PM	MASN					
146	9/11	vs. PIT	1:05 PM	MASN					
147	9/12	at TOR	7:07 PM	MASN2					
148	9/13	at TOR	3:07 PM	MASN2					
149	9/14	at TOR	1:37 PM	MASN2					
150	9/15	at CWS	7:40 PM	MASN2					
151	9/16	at CWS	7:40 PM	MASN2					
152	9/17	at CWS	2:10 PM	MASN2					
153	9/18	vs. NYY	7:15 PM	FOX					
154	9/19	vs. NYY	7:05 PM	MASN					
155	9/20	vs. NYY	7:05 PM	MASN					
156	9/21	vs. NYY	1:35 PM	MASN					
	9/22	OFF DAY							
157	9/23	vs. TB	6:35 PM	MASN2					
158	9/24	vs. TB	6:35 PM	MASN2 FS1*					
159	9/25	vs. TB	1:05 PM	MASN					
160	9/26	at NYY	7:05 PM	MASN					
161	9/27	at NYY	1:05 PM	MASN					
162	9/28	at NYY	3:05 PM	MASN					
SEPTEMBER TOTALS: 0-0		TEAM ERA: ---		TEAM AVG: ---					
*Indicates home sellout									
*Indicates out-of-market broadcast									
Pitchers in CAPS indicates complete game									
All times listed are Eastern									
MASN and MASN2 games can also be streamed locally via MASN+									
All games broadcast on the Orioles Radio Network and 98 Rock 97.9 FM/HD2 & WBAL NewsRadio 1090 AM/101.5 FM									









DELAYS & POSTPONEMENTS			
DATE	OPPONENT (Reason)	TIME (Delay)	RESULT
4/25	at DET (inclement weather)	Postponed	Rescheduled for a DH on 4/26 Rescheduled for DH on 7/29
4/11	vs. TOR (rain)	Postponed	
TOTAL TIME OF DELAYS: 0:00 (21:58 in 2024)			
COLDEST GAME TIME TEMPERATURE: 45 degrees, April 5 at Kansas City (W, 8-1)			
WARMEST GAME TIME TEMPERATURE: 85 degrees, April 8 at Arizona (L, 4-3)			