

BALTIMORE ORIOLES (43-53) at TAMPA BAY RAYS (51-47)

RHP Dean Kremer (8-7, 4.24) vs. RHP Zack Littell (8-8, 3.56)

Saturday, July 19, 2025 • 7:05 p.m. ET • George M. Steinbrenner Field • Tampa, FL

TV: MASN2 • Radio: 98 Rock 97.9 FM/HD2 & WBAL NewsRadio 1090 AM/101.5 FM

Game No. 97

Road Game No. 50

O's AT A GLANCE	
Overall	43-53
Home	22-25
Road	21-28
Day	20-23
Night	23-30
Current Streak	L3
Last 5 Games	2-3
Last 10 Games	6-4
March	3-2
April	9-16
May	9-18
June	16-11
July	6-6
August	-
September	-
vs. LHSP	12-16
vs. RHSP	31-37
Series Opener	17-15
Series Opener at Home	10-6
Series Opener on Road	7-9
By Series	9-18-4
By Home Series	6-9-1
By Road Series	3-9-3
Rubber Games	5-12
Sweeps/Were Swept	4-4
Scored First	31-16
Opponent Scored First	12-37
1-run games	12-10
Comeback Wins	19-23
Last AB Wins	4-9
Walkoff Wins	0-1
Extra Innings	3-4
Led After 6	36-6
Led After 7	37-6
Led After 8	41-0
Tied After 6	3-5
Tied After 7	4-4
Tied After 8	2-5
Behind After 6	4-42
Behind After 7	2-43
Behind After 8	0-48
vs. AL Teams	32-37
vs. AL East	13-14
vs. AL Central	8-16
vs. AL West	11-7
vs. NL Teams	11-16
vs. NL East	7-8
vs. NL Central	3-6
vs. NL West	1-2
Hit 0 HR	8-26
Hit 1+ HR	35-27
Hit 2+ HR	19-11
Scored 3 or Fewer Runs	10-38
Scored 4 or More Runs	33-15
Allowed 3 or Fewer Runs	32-2
Allowed 4 or More Runs	11-51
More Hits than Opponent	29-8
Fewer Hits than Opponent	13-42
Committed No Errors	31-25
Committed 1 or More Errors	12-28
Starter Goes at least 5 inn	34-26
Starter Goes at least 6 inn	22-8
Starter Goes at least 7 inn	8-2

ORIOLESPRESSBOX.COM

The 2025 Baltimore Orioles Media Guide, as well as the latest game notes, rosters, press releases, and other team information, can be found at [oriolespressbox.com](#).

**BIRDLAND BITES:** Baltimore continues a seven-game post-All-Star break road trip tonight through Tampa Bay (0-1, 2 to play) and Cleveland (4 to play)...The O's have dropped three straight since July 12 after winning six of their previous seven...Baltimore has not lost four consecutive since an eight-game skid from May 14-20.

- Following last night's 11-1 defeat, Baltimore has suffered back-to-back losses by 10+ runs for the sixth time in franchise history (since 1954), including the first instance since June 10-11, 2017...The Birds have never lost three straight games by double digits.
- The O's permitted four home runs yesterday, and have now allowed four long balls in consecutive games for the first time since October 2-3, 2021 (also 2 G)...They have not given up 4+ homers in three straight since a franchise-record four-game run from September 11 (G1)-14, 2021.
- Ryan O'Hearn** has drawn 1+ walk in 12 of his last 19 games since June 22, earning 15 free passes against 11 strikeouts in that time...His 15 walks during that period are tied for sixth most in the majors.
- The Orioles have won or split five consecutive road series against the Rays, their longest such streak vs. Tampa Bay all time and their longest active streak vs. any single opponent, per *Stats Perform*...The Birds must win each of the next two games to keep the streak intact.
- Last night, the O's saw their streak of 12 straight road games with 1+ homer against the Rays come to an end...They were one game shy of tying a franchise-best 13-game run set from April 12, 2005-April 13, 2006.

**DEALIN' DEAN:** In five starts since June 17, **Dean Kremer** is 3-0 with a 2.17 ERA (7 ER/29.0 IP) and 27 strikeouts against six walks...Five of the seven runs came in his July 5 start at Atlanta.

- He has made four starts this season in which he has thrown 7.0 innings while allowing three hits or fewer, including on June 29 vs. Tampa Bay...Kremer is one of six pitchers in MLB this season to have at least four starts throwing 7.0+ innings while allowing three hits or less, joining DET's Tarik Skubal (6 G), SD's Nick Pivetta (5 G), and HOU's Hunter Brown/ TEX's Jacob deGrom/PIT's Paul Skenes (all 4 G)...The last Oriole pitchers to make five such starts in a season were **Erik Bedard** (6 G) and **Jeremy Guthrie** (5 G) in 2007.
- In nine career starts vs. Tampa Bay, Kremer is 4-1 with a 1.91 ERA (10 ER/47.0 IP)...He has allowed one or zero runs in each of his last five outings, going 4-0 with a 0.62 ERA (2 ER/29.0 IP)...His 1.91 career ERA vs. the Rays is tied for the fifth-lowest in MLB history (min. 45.0 IP) behind Chuck Finley (1.12 ERA), Keith Foulke (1.34 ERA), Mariano Rivera (1.69 ERA), and Kevin Appier (1.86 ERA).

**RUN AND GUNN:** In 34 career games opposite Tampa Bay, **Gunnar Henderson** is slashing .346/.403/.647 (47-for-136) with six doubles, four triples, nine home runs, and 17 RBI...In eight games this season, he is 12-for-32 (.375) with two doubles, two triples, one home run, and four RBI.

- He is 7-for-21 (.333) with one double and two home runs in his career vs. Zack Littell.
- In 39 games overall since June 1, Henderson is batting .324 (45-for-139) with 16 extra-base hits (10 2B, 2 3B, 4 HR) after hitting .254 (51-for-201) with 20 extra-base hits (11 2B, 2 3B, 7 HR) across his first 50 games.

**UNSUNG HERO:** In 40 games since May 14, **Ramón Laureano** is slashing .317/.384/.517 (46-for-145) with 11 doubles, six home runs, 28 RBI, and 14 walks...His .317 batting average during that period ranks seventh in the AL.

- He is 4-for-11 (.364) with one homer and three RBI in his career against Zack Littell.
- Laureano's nine doubles since June 23 are tied for the MLB lead along with MIA's Agustín Ramírez.

**MOUNTAIN TIME:** **Félix Bautista** has made 16 appearances since May 31, going 1-0 with an 0.56 ERA (1 ER/16.0 IP), an .059 (3-for-51) opponent average, a 0.69 WHIP, and a 45.8 percent strikeout rate (27 K/59 BF).

- He has converted each of his last 11 save opportunities since May 26, the third-longest active run in the majors behind both PIT's David Bednar CHC's Daniel Palencia (both 13 G).

**MULLINS' MILESTONE WATCH:** **Cedric Mullins** is one home run shy of 100 for his career...With his next long ball, he would become the third player in team history (since 1954) to hit 100+ home runs and steal 100+ bases (currently at 138 SB), joining **Brady Anderson** (209 HR, 307 SB) and **Paul Blair** (126 HR, 167 SB).

**FIREMEN:** Baltimore relievers own an MLB-best 19.4 percent inherited scored rate (27 IRS/139 IR), ahead of Los Angeles-NL (22.5)...**Keegan Akin** (4.2%, 1 IRS/24 IR) and **Seranthony Domínguez** (5.0%, 1 IRS/20 IR) have the two best inherited runners scored percentage in the majors.

- Both Akin's and Domínguez's marks would set the single season franchise record (since 1954), currently held by **Mark Thurmond** (10.5%, 1988)...Since 1974, only five relievers have finished a full season with an inherited scored rate below 5.0 percent during the year (excluding 2020, 1981, 1995, & 1994): SF's Josh Osich in 2016 (4.7%), HOU's Wilton Lopez in 2010 (3.0%), and AZ's Jorge De La Rosa in 2017 (3.0%).
- As a club, the 19.4 percent mark is the second lowest in a full-season by any MLB club since the statistic was first tracked in 1974 behind the 1988 New York Mets (18.8%)...The only teams with lower marks since then are the 1995 Cleveland Indians (17.7%, strike-shortened) and 2020 Tampa Bay Rays (18.7%, COVID-19 pandemic).

**TALES FROM THE ROAD:** Baltimore is 13-9 in its last 22 road games after opening the season 8-19...The Birds are averaging 3.63 runs per games on the road, the fourth-lowest mark in the majors ahead of the Pirates (2.84 R/G), Rockies (2.94 R/G), and White Sox (3.23 R/G).

- Overall, the Birds have permitted 1+ homer in each of their last seven road games since June 30, their longest stretch since a seven-game run from September 11-26, 2024...They have not allowed 1+ homer in eight straight road games since April 29 (G1)-May 7, 2023 (9 G).

**SLOW OUT OF THE GATE:** Baltimore has permitted 181 runs from innings 1-3, the third-highest mark in the majors ahead of the Athletics (210 R) and Rockies (200 R).

- In the opening frame, the Birds have played 33 runs, while allowing 65 runs...The 33 runs scored are third fewest in the majors behind the Guardians and Pirates (both 32 R), while the 65 runs allowed are tied for sixth most.

O's vs. RAYS		
Current Streak	L1	
2025 Record	4-4	
at Oriole Park at Camden Yards	2-1	
at George M. Steinbrenner Field	2-3	
All-Time <i>(since 1998)</i>	229-244	
at Home	123-113	
on Road	106-131	
2025 Schedule		
Date	Score	Win/Loss/Save
6/16	L, 7-1	Pepiot/Eflin
6/17	W, 5-1	Kremer/Littell
6/18	L, 12-8	Montgomery/Kittredge
6/19	W, 4-1	Morton/Rasmussen/Bautista
6/27	W, 22-8	Sugano/Orze
6/28	L, 11-3	Littell/Eflin
6/29	W, 5-1	Kremer/Bradley
7/18	L, 11-1	Morton/Bradley
7/19		7:05 p.m. ET
7/20		12:10 p.m. ET
9/23		6:35 p.m. ET
9/24		6:35 p.m. ET
9/25		1:05 p.m. ET
Indicates Home		

O's ON THE ROAD	
Record	21-28
Team AVG/OBP/SLG	.227/.297/.359
Fielding Errors	30
Team ERA	4.85 (226 ER/419.1 IP)
Starters ERA	5.11 (139 ER/245.0 IP)
Bullpen ERA	4.49 (87 ER/174.1 IP)
Saves/Opps	11/18
Best Road Trip	.667 (4-2), 2x, last: 6/30-7/6
Worst Road Trip	.167 (1-5), 4/22-27

RAYFUL	
Lowest Career ERA vs. Tampa Bay, Active Pitchers (Min. 45.0 IP)	
1. Dean Kremer .....	1.91
2. Chad Green .....	2.01
3. Max Scherzer .....	2.41
4. Lucas Giolito .....	2.43
5. Yu Darvish.....	2.54

IT'S A MARATHON	
Best Record in AL, Since May 24	
1. Toronto Blue Jays.....	.660 (31-16)
2. Houston Astros.....	.652 (30-16)
3. Baltimore Orioles .....	.574 (27-20)
Boston Red Sox.....	.574 (27-20)
5. Detroit Tigers.....	.565 (26-20)

FAMILIAR FOE	
Highest Career OPS vs. Tampa Bay, MLB History (Min. 140 PA)	
1. Mike Trout.....	1.103
2. Gunnar Henderson .....	1.050
3. Frank Thomas.....	1.028
4. Manny Ramírez .....	1.018
5. José Cruz Jr. ....	1.011

UPCOMING MILESTONES	
Colton Cowser	9 RBI shy of 100
Andrew Kittredge	4 K shy of 300
Cedric Mullins	1 HR shy of 100
Ryan O'Hearn	1 BB shy of 200

THIS DATE IN O'S HISTORY	
July 19, 2007 - Luke Scott's one-out blast in the 10 <sup>th</sup> inning breaks a 10-10 tie and becomes the first walk-off homer to land on Eutaw Street in the 16-year history of the ballpark. It is the first of six Eutaw Street homers Scott will hit in his career, a record that stands until Chris Davis passes him eight seasons later.	

UPCOMING SCHEDULE					
DATE	OPPONENT	TIME	ORIOLES STARTER	OPPONENT STARTER	TV
July 20	at Tampa Bay	12:10 p.m. ET	LHP Trevor Rogers (2-1, 1.53)	RHP Ryan Pepiot (6-7, 3.38)	MASN2
MASN and MASN2 games can also be streamed locally via <a href="#">MASN+</a> ...All games broadcast on the Orioles Radio Network and 98 Rock 97.9 FM/HD2 & WBAL NewsRadio 1090 AM/101.5 FM					

#64 DEAN KREMER RHP



8-7, 4.24 ERA

HT: 6-2 WT: 210  
DOB: 1/7/96 Age: 29  
Bats: R Throws: R

PITCH TYPE (2025)	USAGE	AVG. VELOCITY
Fastball .....	26.4% .....	93.4 mph
Splitter .....	20.0% .....	82.1 mph
Cutter .....	20.0% .....	87.1 mph
Sinker .....	18.7% .....	92.9 mph
Curveball .....	14.7% .....	78.6 mph
Slider .....	0.2% .....	83.9 mph

**QUICK HITS:** Set to make his 20<sup>th</sup> appearance (19<sup>th</sup> GS) of the 2025 campaign...On June 12 vs. Detroit, he became the first Orioles pitcher to throw at least 7.0 innings in relief since Aaron Brooks on September 20, 2019 vs. Seattle and the first Orioles pitcher to throw 105+ pitches out of the bullpen since Jason Johnson on August 29, 2000 vs. Detroit (111 P)....Recorded his 500<sup>th</sup> strikeout on June 17 at Tampa Bay...Stockton, Calif. native was acquired by the Orioles from the Dodgers on July 18, 2018 along with INF Breyvic Valera, OF Yusniel Diaz, RHP Zach Pop, and INF Rylan Bannon in exchange for INF Manny Machado...Recently announced his intention to play for Team Israel in the 2026 World Baseball Classic, marking his third appearance on Israel's roster in the WBC (also 2023 & 2017).

**LAST TIME OUT:** Earned his eighth win of the season after spinning a season-high-tying 7.0 scoreless innings (5x, last: 6/29 vs. TB) on July 11 vs. Miami, allowing a season-low-tying three hits (4x, last: 6/29 vs. TB) with one walk and seven strikeouts...Was his fifth quality start of the season, which ranks third on the team, trailing Tomoyuki Sugano (7) and Zach Eflin (6).  
⚡ Has allowed one or fewer runs in his last three home starts and in five of his six home starts overall.  
⚡ Has walked at least one batter in 13 straight starts, marking the second longest such streak of his career, trailing a 20-game run from April 13-September 11, 2024.  
⚡ In 12 starts since the beginning of May, Kremer is 6-2 with a 2.93 ERA (23 ER/70.2 IP)...Was 2-4 with a 7.04 ERA (24 ER/30.2 IP) through his first six starts.

**STING LIKE A BEE RAY:** Owns a 4-1 record with a 1.91 ERA (10 ER/47.0 IP), 1.15 WHIP, and 42 strikeouts against 18 walks in nine career starts against the Rays...Earned the victory in his last start against the club on June 29 at Oriole Park, allowing three hits and one walk with six strikeouts in 7.0 scoreless innings.  
⚡ His ERA against the Rays is the lowest among any opponent he's faced (min. 5 GS), and the lowest among active pitchers (min. 45.0 IP), ahead of TOR's Chad Green (2.01 ERA).  
⚡ Owns a 15-12 record with a 4.15 ERA (104 ER/225.1 IP), 1.37 WHIP, and 212 strikeouts against 88 walks in 44 career games (43 GS) against AL East foes...This season, he is 4-0 with a 2.22 ERA (7 ER/28.1 IP), 1.09 WHIP, and 27 strikeouts against seven walks in five starts against the division.

**WE'RE HALFWAY THERE:** In his career, Kremer has posted a 3.67 ERA (93 ER/228.1 IP) in the second half compared to a 4.63 ERA (186 ER/361.1 IP) in the first half.  
⚡ Last season, Kremer posted a 3.82 ERA (28 ER/66.0 IP) in the second half compared to a 4.38 ERA (31 ER/63.2 IP) in the first half.

**ROCKY ROAD:** Kremer owns a 3-5 record with a 5.83 ERA (41 ER/63.1 IP) in 12 road starts compared to a 5-2 record with a 2.00 ERA (10 ER/31.0 IP) in seven home games (6 GS)...His road ERA is the highest in MLB (min. 60.0 IP)...Has allowed five or more earned runs in six of his 12 road starts this season...His 12 road starts are tied for the most in MLB.

**THROWIN' CHEDDAR:** Over his past five starts, Kremer is holding opposing batters to a .087/.192/.174 (2-for-23) clip off his four-seam fastball...The .087 batting average against his fastball since June 17 ranks fourth in MLB (min. 100 P), trailing CHC's Chris Flexen (.069), SEA's George Kirby (.074), and SEA's Bryan Woo (.078).  
⚡ Kremer's fastball usage this season (26.4%) is the lowest total of his career and down 5.6 percent from last season (32.2%).

**LEFT HANGING:** Opposing lefties are batting .286 (68-for-238) with 26 extra-base hits off Kremer compared to righties hitting .231 (43-for-186) with 14 extra-base hits...The .286 batting average against lefties is the fourth-highest mark in the AL and eighth-highest mark in MLB (min. 200 BF).  
⚡ However, in seven outings since June 1, Kremer is holding lefties to a .207 average (18-for-87) with 19 strikeouts compared a .269 average (18-for-67) with 18 strikeouts against righties.

**FIRST THINGS FIRST:** Has recorded a career-high 67.3 first pitch strike percentage, up 4.7 percent from last season (62.6%)...Ranks fourth in the American League, trailing DET's Tarik Skubal (70.4%), KC's Seth Lugo (69.6%), and TOR's Kevin Gausman (68.0%).

2025 & CAREER SPLITS

2025						CAREER					
	W-L	ERA	G/S	IP	ER		W-L	ERA	G/S	IP	ER
Home	5-2	2.00	7/6	45.0	10		20-16	3.97	57/55	313.0	138
Road	3-5	5.83	12/12	63.1	41		18-21	4.60	57/57	295.1	151
Day	4-3	4.61	10/10	56.2	29		11-13	4.44	40/40	213.0	105
Night	4-4	3.83	9/8	51.2	22		27-24	4.19	74/72	395.1	184

	AVG	AB	H	HR	BB	K		AVG	AB	H	HR	BB	K
vs. Left	.286	238	68	9	11	45		.258	1078	278	46	113	254
vs. Right	.231	186	43	5	16	43		.249	1267	315	41	91	270
TOTALS	.262	424	111	14	27	88		.253	2345	593	87	204	524

RUN SUPPORT (as starter in '25)

0 Runs .....	3
1 Run .....	1
2 Runs .....	3
3 Runs .....	4
4 Runs .....	3
5 Runs .....	3
6 Runs .....	--
7 Runs .....	--
8 Runs .....	1
9 Runs .....	--
10+ Runs.....	--
Total .....	54
RSA/9 .....	4.80

RUNS ALLOWED BY INNING IN 2025

1 <sup>st</sup> .....	9
2 <sup>nd</sup> .....	7
3 <sup>rd</sup> .....	9
4 <sup>th</sup> .....	13
5 <sup>th</sup> .....	11
6 <sup>th</sup> .....	4
7 <sup>th</sup> .....	0
8 <sup>th</sup> .....	0
9 <sup>th</sup> .....	--
Total .....	53

MISCELLANEOUS 2025 STATS

WHIP .....	1.27
K/9 .....	7.31
BB/9 .....	2.24
QS .....	5
#P/IP .....	16.0
Opponents	
AVG: .....	.262
OBP: .....	.306
SLG: .....	.427
OPS: .....	.733

2025 HIGHS

Innings: 7.0, 5x, last: 7/11 vs. MIA  
Hits: 11, 4/22 at WSH  
Runs: 6, 2x, last: 4/22 at WSH  
Earned Runs: 6, 4/9 at AZ  
Strikeouts: 8, 2x, last: 6/12 vs. DET  
Walks: 4, 4/27 at DET  
Home Runs: 3, 4/9 at AZ  
Winning Streak: 2, 5/25-31  
Losing Streak: 2, 3x, last: 6/6-12  
Shortest Start: 4.1 IP, 2x, last: 7/5 at ATL  
Pitches Thrown: 105, 6/12 vs. DET  
Low-Hit CG: --

CAREER HIGHS

Innings: 9.0, 9/23/22 vs. HOU  
Hits: 11, 2x, last: 4/22 at WSH  
Runs: 8, 4/13/24 vs. MIL  
Earned Runs: 7, 2x, last: 6/30/23 vs. MIN  
Strikeouts: 10, 3x, last: 5/12/24 vs. AZ  
Walks: 5, 3x, last: 8/8/24 at TOR  
Home Runs: 3, 3x, last: 4/9/25 at AZ  
Winning Streak: 3, 5x, last: 8/14-9/6/24  
Losing Streak: 9, 9/23/20-6/5/22  
Shortest Start: 0.1 IP, 6/24/21 at TOR  
Pitches Thrown: 106, 9/23/22 vs. HOU  
Low-Hit CG: 4, 9/23/22 vs. HOU

KREMER vs. TB

PLAYER	AVG	AB	H	HR	RBI
Aranda	.111	9	1	0	0
Caballero	.000	2	0	0	0
Caminero	.750	4	3	0	0
Díaz	.100	20	2	0	0
Jansen	.286	7	2	2	3
Kim	.167	6	1	0	0
B. Lowe	.385	13	5	1	1
J. Lowe	.231	13	3	0	0
Mangum	.200	5	1	0	0
Morel	.400	5	2	1	2
Simpson	.000	2	0	0	0
Thaiss	.400	5	2	0	0
Walls	.100	10	1	0	0

LITTELL vs. BAL

PLAYER	AVG	AB	H	HR	RBI
Cowser	.286	14	4	2	3
Henderson	.333	21	7	2	2
Holliday	.200	10	2	0	0
Jackson	—	—	—	—	—
Laureano	.364	11	4	1	3
Mayo	—	—	—	—	—
Mullins	.188	16	3	0	0
O'Hearn	.211	19	4	0	2
O'Neill	.143	14	2	0	0
Stallings	.000	2	0	0	0
Uriás	.154	13	2	0	0
Vázquez	—	—	—	—	—
Westburg	.444	9	4	0	0

KREMER'S 2025 GAMES

DATE	OPP	SCORE	WHEN LEFT	DEC	IP	H	R	ER	BB	K	HR	PIT	STR
3/29	at TOR	9-5	8-5	W	5.1	5	5	5	2	6	1	81	56
4/4	at KC	2-8	2-3	L	4.1	8	3	2	0	1	0	88	63
4/9	at AZ	0-9	0-5	L	4.2	8	6	6	1	4	3	85	58
4/16	vs. CLE	9-1	4-1	W	5.1	4	1	1	1	2	1	96	61
4/22	at WSH	0-7	0-6	L	5.1	11	6	5	0	4	2	101	67
4/27	at DET	0-7	0-4	L	5.2	4	5	5	4	3	0	97	59
5/2	vs. KC	3-0	3-0	W	7.0	3	0	0	1	2	0	82	56
5/8	at MIN	2-5	2-2	ND	7.0	3	2	2	2	8	1	86	57
5/14 (G1)	vs. MIN	3-6	3-4	L	5.2	7	4	4	2	4	2	95	66
5/19	at MIL	4-5	1-4	ND	5.1	9	4	4	2	6	0	97	63
5/25	at BOS	5-1	3-0	W	5.1	7	0	0	1	4	0	95	62
5/31	vs. CWS	4-2	4-1	W	6.0	6	1	1	2	7	0	102	64
6/6	at ATH	4-5	4-5	L	5.1	8	5	5	1	2	0	82	51
6/12	vs. DET	1-4	1-4	L	7.0	5	4	4	2	8	2	105	69
6/17	at TB	5-1	3-1	W	5.0	4	1	1	2	4	0	81	51
6/22	at NYY	2-4	2-1	ND	5.2	5	1	1	1	7	0	85	57
6/29	vs. TB	5-1	5-0	W	7.0	3	0	0	1	6	0	93	68
7/5	at ATL	9-6 (10)	5-5	ND	4.1	8	5	5	1	3	2	87	53
7/11	vs. MIA	5-2	5-0	W	7.0	3	0	0	1	7	0	99	64
TOTALS					8-7	108.1	111	53	51	27	88	1737	1145 (65.9%)

*\*Italics indicate relief appearance*

TOMORROW'S STARTER: LHP TREVOR ROGERS (2-1, 1.53)

**LAST TIME OUT:** Was dealt his first loss of the season on July 12 vs. Miami after allowing one run on a season-low-tying two hits with two walks and a season-high eight strikeouts...Held the Marlins hitless through the first four innings of the contest before allowing a leadoff single to Dane Myers in the fifth inning...Left the game with a runner on first, who later scored on an RBI single by Derek Hill off of Gregory Soto.

**vs. TAMPA BAY:** Will be making his fourth career starts against the Rays...Owns a 4.40 ERA (7 ER/14.1 IP), 1.33 WHIP, and 19 strikeouts against five walks in his three previous starts against the club...Last faced Tampa Bay on June 18, allowing three runs on five hits with three walks and four strikeouts in a season-low 2.1 innings.



PITCHER	LAST OUTING	DEC.	IP	H	R	ER	BB	K	RETIRED/1 <sup>ST</sup> BF	IR/SCORED	SV/OPP	INNINGS-HIGH	STRIKEOUTS-HIGH
Bautista	7/10 (G1) vs. NYM	SV	1.0	0	0	0	0	0	26/34	2/0	18/19	1.0 (31x, last: 7/5 at ATL)	3 (5x, last: 7/8 vs. NYM)
Cano	7/13 vs. MIA	ND	1.0	4	3	3	1	1	24/38	10/3	1/3	1.1 (4/13 vs. TOR)	3 (2x, last: 6/21 at NYY)
Domínguez	7/12 vs. MIA	ND	1.0	2	1	1	0	0	27/39	20/1	2/4	1.2 (2x, last: 6/30 at TEX)	3 (4x, last: 6/30 at TEX)
Kittredge	7/13 vs. MIA	ND	1.0	1	0	0	0	0	21/24	4/1	--	2.0 (6/21 at NYY)	2 (5x, last: 6/21 at NYY)
Martin	7/18 at TB	ND	1.0	0	0	0	2	1	1/2	2/0	--	1.1 (7/2 at TEX)	2 (7/2 at TEX)
Selby	7/18 at TB	ND	1.0	1	0	0	0	1	4/6	3/1	--	2.0 (6/16 at TB)	5 (6/16 at TB)
Soto	7/12 vs. MIA	ND	0.1	1	0	0	0	0	28/42	21/5	0/1	1.2 (4/4 at KC)	3 (4x, last: 6/16 at TB)
Wolfram	7/18 at TB	ND	0.2	4	4	4	0	1	2/5	2/2	--	2.0 (7/10 [G1] vs. NYM)	4 (7/10 [G1] vs. NYM)
2025 TOTALS	4.67 ERA	14-17	366.0	353	207	190	161	393	240/338	139/27	23/35	7.0 (Kremer, 6/12 vs. DET)	8 (Kremer, 6/12 vs. DET)

74 • FÉLIX BAUTISTA • RHP

1-1 • 18 SV • 2.41 ERA • 34 G

WHIP: 1.07

K/9: 12.83

BB/9: 5.35

vs. ALL: .130 (15-for-115)

vs. LHB: .136 (8-for-59)

vs. RHB: .125 (7-for-56)

👤 Tossed 1.0 scoreless inning to earn his 18<sup>th</sup> save on 7/10 (G1) vs. NYM...Marked only his third time in a save situation without recording a strikeout this year...Had recorded multiple strikeouts in seven of his previous eight appearances

👤 Has converted a save in each of his last 11 opportunities, the third longest active streak in MLB behind PIT's David Bednar and CHC's Daniel Palencia (both 13 G)

👤 In 16 appearances since 5/31, is 1-0 with nine saves, an 0.56 ERA (1 ER/16.0 IP), an .059 opponent average (3-for-51), and 0.69 WHIP

👤 His .130 opponent batting average (15-for-115) leads MLB (min. 100 BF)

👤 Opponents are 4-for-46 (.087) with 25 strikeouts and a 52.4 percent whiff rate against his split-finger

👤 His 14.8 percent walk rate is tied for the fourth highest among AL relievers

👤 Five of his nine runs allowed this year came in a four-game stretch from 5/11-21

👤 Recorded a save in a career-high six straight appearances from 4/19-5/9

👤 Made his season debut on 3/29 at TOR, marking his first major league game since 8/25/23 vs. COL (582 days)

78 • YENNIER CANO • RHP

1-5 • 1 SV • 4.68 ERA • 38 G

WHIP: 1.44

K/9: 9.92

BB/9: 3.03

vs. ALL: .286 (36-for-126)

vs. LHB: .333 (17-for-51)

vs. RHB: .253 (19-for-75)

👤 Surrendered three runs on four hits and one walk with one strikeout in 1.0 inning on 7/13 vs. MIA...Snapped a seven-game streak without allowing an earned run

👤 Is one of 12 MLB relievers with at least five losses this season

👤 On 7/5 at ATL, secured his first save since 8/3/24 at CLE

👤 Opponents are batting .326 (14-for-43) against him with no outs and 6-for-17 (.353) with runners in scoring position and two outs

👤 Has limited opponents to a .232 (13-for-56) clip with a homer and 13 strikeouts against his sinker, while opponents are hitting .438 (14-for-32) with five extra-base hits (3 2B, 2 HR) off his changeup

👤 Is holding opposing hitters to a .162 average (6-for-37) and .351 OPS when ahead in the count compared to a .484 average (15-for-31) and 1.361 OPS when behind

👤 Recalled from Triple-A Norfolk on 7/2...Marked his first stint in the minors since 4/13/23

👤 One through three-hole batters have gone 18-for-55 (.327) while eight and nine-hole hitters are 10-for-30 (.333)...Batters in the four through seven holes are 8-for-51 (.195) off him

56 • SERANTHONY DOMÍNGUEZ • RHP

2-2 • 2 SV • 3.29 ERA • 39 G

WHIP: 1.28

K/9: 11.97

BB/9: 5.17

vs. ALL: .199 (27-for-136)

vs. LHB: .295 (18-for-61)

vs. RHB: .120 (9-for-75)

👤 Surrendered a run on two hits in 1.0 inning on 7/12 vs. MIA...Has allowed four runs (2 ER) in seven appearances (7.2 IP) since 6/24...Did not yield a run in 12 games (12.2 IP) before this stretch from 5/26-6/22

👤 His .120 (9-for-75) clip against right-handed batters is the second lowest in the majors (min. 70 BF) behind TEX's Shawn Armstrong (.113)...On 7/6 at ATL, earned the save but allowed a homer to Sean Murphy on an 0-2 pitch, his first surrendered to a righty this season

👤 His 5.0 inherited runner scored rate (1 IRS, 20 IR) is second lowest in MLB behind teammate Keegan Akin (4.2%)

👤 His .122 (6-for-49) opponent average with runners in scoring position is sixth lowest in MLB (min. 50 BF)

👤 Has 56.5 percent whiff rate on his sweeper is the fifth best on a single pitch in the majors this year while his split-finger's 54.1 percent whiff rate is the ninth best in the majors (min. 100 P)

👤 His 13.9 percent walk rate is the seventh highest among AL relievers

👤 Did not allow an earned run in a career-high-tying 15 straight games from 5/26-6/30 (also 4/18 [G1] -5/21/23)

👤 Has allowed a .298/.420/.544 (17-for-57) slash line to opposing hitters with the bases empty compared to a .127/.225/.152 (10-for-79) with runners on base

39 • ANDREW KITTREDGE • RHP

1-1 • 4.01 ERA • 24 G

WHIP: 1.14

K/9: 8.39

BB/9: 2.19

vs. ALL: .232 (22-for-95)

vs. LHB: .286 (14-for-49)

vs. RHB: .174 (8-for-46)

👤 Worked 1.0 scoreless inning on 7/13 vs. MIA, allowing one hit

👤 His 13 appearances since 6/21 are tied for the most in the majors during that time

👤 Tossed six consecutive perfect outings from 6/30-7/10 (G2)

👤 Has limited right-handed hitters to a .136 (3-for-22) clip in nine outings since 6/23, though two of his last three hits allowed to righties since 6/21 have been homers

👤 Has held the opposition to a .190 (12-for-63) average with zero and one outs, compared to .313 (10-for-32) with two outs

👤 Opponents are 3-for-21 (.143) with zero extra-base hits on his sinker

👤 Nine of his 12 runs surrendered this season came in an eight-game stretch from 6/14-28...On 6/18 at TB, allowed four runs for the third time in his career (6 R, 5/13/18 at BAL & 4 R, 9/27/18 vs. NYY)...33.3 percent of the runs he has allowed this season (4-of-12) came in the outing

👤 Has allowed a .154/.195/.333 (6-for-39) slash line when pitching with a lead compared to a .318/.362/.500 (14-for-44) when the team is behind

👤 Reinstated from the 15-day Injured List on 5/21...Opened the season on the IL after undergoing left knee debridement on 4/7

48 • CORBIN MARTIN • RHP

0-0 • 0.00 ERA • 2 G

WHIP: 1.29

K/9: 11.57

BB/9: 7.71

vs. ALL: .125 (1-for-8)

vs. LHB: .250 (1-for-4)

vs. RHB: .000 (0-for-4)

👤 Completed 1.0 scoreless inning on two walks and a wild pitch with one strikeout on 7/18 at TB

👤 Signed to a one-year major league contract yesterday...Was DFA'd by the O's on 7/13

👤 Made his Orioles debut on 7/2 at TEX, allowing one hit and striking out two batters in 1.1 innings...Stranded two inherited runners...Had his contract selected from Triple-A Norfolk prior to the game

👤 Prior to this season, last pitched in the majors on 7/30/22 at ATL with AZ, making the start and suffering the loss after allowing four runs on six hits (3 HR) and one walk with six strikeouts across 4.0 innings pitched

👤 Is 2-2 with one save and a 5.29 ERA (19 ER/32.1 IP) across 29 Triple-A games (1 GS) this year

👤 Has not allowed a run over his last eight outings (7.0 IP) with the Tides since 6/8 (G2), allowing two hits and three walks with six strikeouts...10 of his last 11 outings since 5/30 have been scoreless

👤 Was claimed by the Orioles from MIL on 5/13/24 and outrighted to Triple-A on 6/15...Invited to Spring Training with the O's as a non-roster invitee in 2025

60 • COLIN SELBY • RHP

0-0 • 3.52 ERA • 6 G

WHIP: 1.30

K/9: 12.91

BB/9: 1.17

vs. ALL: .281 (9-for-32)

vs. LHB: .313 (5-for-16)

vs. RHB: .250 (4-for-16)

👤 Allowed one hit with one strikeout in 1.0 scoreless inning on 7/18 at TB

👤 Recalled from Triple-A Norfolk between games of the doubleheader on 7/10 vs. NYM, his fifth stint on the big league roster (4/9-14, 4/26, 5/8-11, 6/16)

👤 Has posted a 2.38 ERA (6 ER/22.2 IP) with 12 walks and 31 strikeouts in 22 appearances with the Tides...Since being optioned on 6/17, has worked six scoreless appearances (6.0 IP) with two hits and three walks while striking out eight...Holding opponents to a .105 AVG and a 0.83 WHIP in those games

👤 Struck out five batters on 6/16 at TB, the most by a primary O's reliever this season

👤 In 32 career MLB appearances (5 GS), has limited right-handed hitters to a .230 (20-for-87) clip compared to .318 (21-for-66) against left handers

65 • GREGORY SOTO • LHP

0-2 • 3.74 ERA • 42 G

WHIP: 1.25

K/9: 10.69

BB/9: 4.01

vs. ALL: .220 (27-for-123)

vs. LHB: .154 (8-for-52)

vs. RHB: .268 (19-for-71)

👤 Allowed one hit in 0.1 inning on 7/12 vs. MIA...Allowed the first run of the game, an inherited runner in the seventh inning...The lone out came on an outfield assist following the go-ahead hit

👤 Has retired 66.7 percent (28-of-42) of first batters faced...Has allowed five hits, five walks, and hit four batters in those spots this season

👤 Completed 1.0 inning in one of his six appearances this month (1.0 IP, 7/10 [G2] vs. NYM)

👤 Since 6/4, left-handed hitters are 0-for-17 with 12 strikeouts against him, but has issued two walks and hit three lefties during that time

👤 Suffered his first blown save of the year after allowing one run on one walk with one strikeout on 6/24 vs. TEX

👤 Opponents are slashing .137/.297/.216 (7-for-51) over his last 21 appearances since 5/25 after batting .327/.382/.531 (16-for-49) in his 14 prior outings

👤 His 18 holds are the second most in his career (2023; 24 HLD)

👤 Has a 48.0 percent whiff rate on his slider, but both of the homers he has allowed this season have come on the offering

86 • GRANT WOLFRAM • LHP

1-0 • 9.53 ERA • 5 G

WHIP: 2.12

K/9: 11.12

BB/9: 4.76

vs. ALL: .346 (9-for-26)

vs. LHB: .364 (4-for-11)

vs. RHB: .333 (5-for-15)

👤 Charged with four runs on four hits (2 HR) with one strikeout in 0.2 inning on 7/18 at TB...Allowed an inherited runner to score...Gave up a grand slam to Yandy Díaz and a two-out solo homer to Junior Caminero...Is the third Oriole and first primary pitcher to allow a grand slam this season (last: Emmanuel Rivera, 5/23 [G1] at BOS)

👤 Recalled from Triple-A Norfolk prior to Sunday's game, marking his fourth stint on the active roster this season (7/10, 6/17, 4/26-27)

👤 Earned his first major league win after firing 2.0 scoreless innings with one hit and a career-high four strikeouts on 7/10 (G1) vs. NYM...Was appointed as the 27<sup>th</sup> player for the doubleheader earlier in the day

👤 Made his MLB debut on 4/26 (G2) at DET, pitching 0.1 inning on one hit with one walk...Allowed an inherited runner to score

👤 Has gone 1-4 with a 3.62 ERA (11 ER/27.1 IP) on eight walks and 29 strikeouts across 24 relief appearances with Norfolk this season...Has 12 straight minor league outings (14.0 IP) without surrendering an earned run since 5/29 (G2)

👤 Was acquired by the Orioles on 4/7 from the Milwaukee Brewers in exchange for minor league OF Daz Cameron and cash considerations

ORIOLES PUBLIC RELATIONS DEPARTMENT 333 W. CAMDEN ST., BALTIMORE, MD 21201 410-547-6150 ✉ ORIOLESPR@ORIOLES.COM ✂ @ORIOLESPR

17 • COLTON COWSER • OF (L)	.237 • 8 HR • 18 RBI
Current Streak: 1 G (3-3; since 7/18)	2025 High: 4 G (4x, last: 6/29-7/2)
Last Game: 3-3, BB	Road Trip: 1 G, 3-3, BB
🐦 Matched a career high with three hits yesterday at TB (6x, last: 6/27 vs. TB)...Three of his six career three-hit games have come against the Rays...Reached base safely 4+ times for the third time in his career (last: 5 TOB, 6/27 vs. TB)	
🐦 Recorded his first career multi-steal game on 7/12 vs. MIA (2 SB)	
🐦 Is 9-for-23 (.391) w/RISP since 6/18 after opening the year 0-for-8	
🐦 Has three homers on 0-2 pitches...Joins SD's Manny Machado (4 HR) and DET's Javier Báez/NYM's Francisco Lindor (both 3 HR) as the only major leaguers with at least three homers in an 0-2 count this season...Batting .250 (5-for-20) in 0-2 counts	
🐦 On 6/30 at TEX, his solo homer had an exit velocity of 113.7 mph, the hardest-hit homer by an Oriole this season...Since the start of 2024, has the three hardest-hit home runs by the Orioles	
🐦 On 6/27 vs. TB, set career highs in runs (4), doubles (3), and times on base (5)	
🐦 On 6/7 at ATH, hit the furthest homer of his career (455 ft.), marking the furthest hit by an Oriole at the time since 8/8/23 vs. HOU (472 ft., Mountcastle)	
🐦 From 3/31-6/1, missed 54 games on the IL due to a left thumb fracture...Team went 20-34 during that time	

2 • GUNNAR HENDERSON • INF (L)	.282 • 11 HR • 31 RBI
Current Streak: 1 G (2-4; since 7/18)	2025 High: 14 G (6/5-20)
Last Game: 2-4, 2B, 3B, R	Road Trip: 1 G, 2-4, 2B, 3B, R
🐦 Has 17 multi-extra-base hit games since the start of 2024 after doubling and tripling yesterday at TB, tied for the ninth-most such games in the AL in that span	
🐦 Had 90+ hits, 30+ walks, and 10+ SB before the All-Star break for the second straight year...The only other Orioles to do so in consecutive seasons are Brian Roberts (3, 2007-09) and Brady Anderson (2, 1996-97)	
🐦 Slashing .346/.403/.647 (47-for-136) with six doubles, four triples, and nine home runs in 34 career games against the Rays	
🐦 His .360 (9-for-25) batting average with runners in scoring position and two outs ranks fourth in the AL and tied for ninth in MLB (min. 25 AB)	
🐦 Is 14-for-39 (.359) with nine RBI off lefties since 6/7...Opened the year 10-for-72 (.139)	
🐦 On 7/10 (G1) vs. NYM, hit his first career pinch-hit homer...Was the first go-ahead pinch-hit home run in the eighth inning or later by an Oriole since Hyun Soo Kim (9/28/16 at TOR)	
🐦 On 6/30 at TEX, drove in all four of his runs in extra innings, becoming the first Oriole in team history with four RBI in extra innings without hitting a grand slam	
🐦 On 6/27 vs. TB, tallied his fifth career game with at least one triple and one home run (last: 5/9 at LAA, 3B & HR)...Since 2023, his five such games are tied for third most in MLB behind LAD's Shohei Ohtani and CIN's Elly De La Cruz (both 7 G)	
🐦 From 6/5-20, hit safely in a career-high-tying 14 straight games (also 6/6-21/24)	
🐦 On 5/30 vs. CWS, recorded his 400 <sup>th</sup> career hit, becoming the sixth Oriole to do so before turning 24, (Machado, Ripken, Jr., Murray, Powell, & B. Robinson)	

7 • JACKSON HOLLIDAY • INF (L)	.256 • 12 HR • 38 RBI
Current Streak: 0-for-last-7 (since 7/13)	2025 High: 10 G (5/14 [G2]-5/24 [G1])
Last Game: 0-4, 2 K	Road Trip: 1 G, 0-4, 2 K
🐦 His 90 hits this year were the third most by an Oriole aged 21 or younger prior to the All-Star break, trailing Manny Machado (128 H, 2013) and Eddie Murray (97 H, 1977)	
🐦 Has an .827 OPS in 42 games at OPACY compared to a .610 OPS in 47 road games	
🐦 Ranks among AL second basemen in hits (2 <sup>nd</sup> , 90), triples (T-2 <sup>nd</sup> , 2), total bases (3 <sup>rd</sup> , 144), extra-base hits (3 <sup>rd</sup> , 28), batting average (4 <sup>th</sup> , .256), and steals (T-4 <sup>th</sup> , 9)	
🐦 Slashing .368/.404/.549 (49-for-133) with 14 XBH (9 2B, 5 HR) from innings 1-3, and .187/.246/.324 (41-for-219) with 14 XBH (5 2B, 2 3B, 7 HR) from the fourth inning on	
🐦 On 7/6 at ATL, had a career-high-tying four hits (also 8/16/24 vs. BOS)...Also had a career-high-tying two extra-base hits (6x, last: 6/23 vs. TEX)	
🐦 From 6/14-30, reached base safely in a career-best 15 straight games	
🐦 On 5/31 vs. CWS, hit his first career leadoff homer...Became the second-youngest Oriole to hit a leadoff home run behind Paul Blair (21y, 075d on 4/17/65 at BOS & 21y, 100d on 5/12/65 vs. CLE)	
🐦 From 5/14 (G2)-5/24 (G1), had a career-best 10 game hitting streak	

70 • ALEX JACKSON • C (R)	.250 • 0 HR • 1 RBI
Current Streak: 0-for-last-5 (since 7/10 [G2])	2025 High: 1 G (7/10 [G2])
Last Game: 0-1 (PH in 8 <sup>th</sup> )	Road Trip: 1 G, 0-1
🐦 On 7/10 (G2) vs. NYM, had a career-high-tying two doubles (also 7/12/24 vs. CLE)...His two runs also matched a career high (9x, last: 8/18/24 vs. AZ)	
🐦 On 7/8 vs. NYM, made his Orioles debut in the 10 <sup>th</sup> inning...Became the sixth different player to appear at catcher this season for the O's, tying the franchise record (1986, 1962, 1960)	
🐦 On 7/6, was acquired from NYY in exchange for international bonus pool space and a player to be named later or cash considerations	
🐦 Hit .226/.308/.463 (37-for-164) with seven doubles, one triple, 10 home runs, 31 runs scored, and 34 RBI in 44 games with Triple-A Scranton/Wilkes-Barre	
🐦 Prior to making his season debut on 7/8 vs. NYM, he last appeared in the majors with TB on 8/30/24 before being designated for assignment on 9/5/24...Signed a minor league contract with CIN on 11/8/24 and traded to NYY on 12/20/24	

12 • RAMÓN LAUREANO • OF (R)	.279 • 11 HR • 36 RBI
Current Streak: 0-4 (since 7/18)	2025 High: 6 G (6/23-30)
Last Game: 0-4, RBI	Road Trip: 1 G, 0-4, RBI
🐦 Launched his 11 <sup>th</sup> homer of the season and recorded his fifth multi-extra-base hit performance of the year on 7/13 vs. MIA (last: 3 XBH, 6/30 at TEX)	
🐦 Is 15-for-40 (.375) with RISP since 5/16...Opened the year 1-for-25 (.040) with RISP	
🐦 Slashing .320/.386/.570 (41-for-128) in 39 night games compared to .218/.281/.414 (19-for-87) in 30 day games	
🐦 His .933 OPS against right-handers is the second highest by a right-handed hitter in the AL (min. 140 PA) behind NYY's Aaron Judge (1.146)	
🐦 His seven outfield assists are tied for fourth in MLB...Since 2018, his 56 outfield assists are third in MLB behind Teoscar Hernandez (69) and Hunter Renfroe (65)	
🐦 From 7/8-11, had 1+ RBI in a season-high four straight games, tied with Jackson Holliday (5/20-24) for the longest such streak by an Oriole this season	
🐦 On 6/30 at TEX, tied career highs in hits (4) and doubles (3)...Marked his fifth four-hit game (last: 5/16/25 vs. WSH) and second three-double effort (6/21/24 at NYY)	
🐦 From 6/23-30, scored 1+ run in six straight games, the longest run by an Oriole since Jackson Holliday (9 G) from 4/23-8/8/24...Scored a career-high four runs on 6/27 vs. TB	
🐦 From 5/21-6/5, missed 14 games on the 10-day Injured List (left ankle sprain)	

16 • COBY MAYO • INF (R)	.195 • 1 HR • 9 RBI
Current Streak: 0-for-last-12 (since 6/30)	2025 High: 4 G (6/27-30)
Last Game: 0-3	Road Trip: 1 G, 0-3
🐦 Is 11-for-46 (.239) with four doubles, one homer, and eight RBI in 16 games since 6/14	
🐦 Is 7-for-30 (.233) off southpaws...Hit .500 (11-for-22) with three doubles, one triple, five home runs and 10 RBI against left-handed pitchers with Triple-A Norfolk	
🐦 On 7/1 at TEX, had his career-high four-game hitting streak snapped after striking out as a pinch-hitter	
🐦 On 6/27 vs. TB, hit his first major league home run in the eighth inning and set a career high with four RBI...Had driven in four total runs in his career entering 6/27	

31 • CEDRIC MULLINS • OF (L)	.215 • 13 HR • 41 RBI
Current Streak: 0-4 (since 7/18)	2025 High: 6 G (4/18-24)
Last Game: 0-4, 3 K	Road Trip: 1 G, 0-4, 3 K
🐦 Is one home run shy of 100 for his career...With his next home run, he would become the third Oriole to reach 100 career homers and 100 stolen bases, joining Brady Anderson (209 HR, 307 SB) and Paul Blair (126 HR, 167 SB)	
🐦 Owns an .839 OPS vs. LHP, the fourth-highest mark by any left-handed hitter in the AL (min. 75 PA)...Has three homers off lefties this year after having one last season	
🐦 His 4.25 pitches/PA are third in the AL (LAA's Trout: 4.42 & HOU's Paredes: 4.41)	
🐦 Owns a career-high 10.1 percent walk rate...Has never had a walk rate above 9.5 percent (2023) in his career	
🐦 From 7/8-11, stole a base in three straight games (w/1+ PA) for the third time in his career (4 G, 8/26-30 & 3 G, 4/13-15/23)	
🐦 On 7/5 at ATL, reached base three times (2B, 2 BB) for the first time since 4/28 vs. NYY	
🐦 Reinstated from the 10-day Injured List (right hamstring strain) on 6/10...Was placed on the 10-day IL on 5/30, retroactive to 5/29	

32 • RYAN O'HEARN • INF/OF (L)	.283 • 11 HR • 34 RBI
Current Streak: 0-for-last-7 (since 7/12)	2025 High: 10 G (5/21-31)
Last Game: 0-3, BB, K	Road Trip: 1 G, 0-3, BB, K
🐦 Made the start at DH in his first career All-Star Game on Tuesday and went 0-for-2...Became the second O's designated hitter in franchise history to be voted an All-Star starter, joining Nelson Cruz (2014)	
🐦 Has drawn 1+ walk in 12 of his last 19 games since 6/22...His 15 walks during that period are tied for sixth most in the majors	
🐦 His five OAA lead the Orioles...Has recorded six OAA at first base, second most among AL first basemen behind CLE's Carlos Santana (7)	
🐦 Hitting .324 (46-for-142) with six doubles and seven home runs off fastballs	
🐦 Is 18-for-36 (.500) with five doubles and four homers on the first pitch of an at-bat	
🐦 Is 1-for-21 (.048) vs. left-handed pitchers since 6/1...Began the year 10-for-29 (.345)	
🐦 Since 2019, ranks among all qualified MLB PHs in OPS (2 <sup>nd</sup> , .885), SLG (2 <sup>nd</sup> , .500), OBP (3 <sup>rd</sup> , .385), and hits (4 <sup>th</sup> , 30)	
🐦 From 7/5-10 (G2), drew 1+ walk in a career-high five straight games, tied with Cedric Mullins (4/12-17) for the longest run by an Oriole this year	
🐦 On 6/25 vs. TEX, capped off back-to-back-to-back homers (7 <sup>th</sup> inn.), the O's first time accomplishing the feat since 8/6/17 vs. DET (Schoop, Davis, Mancini)	
🐦 From 5/21-31, hit safely in a career-best 10 straight games...From 5/14 (G2)-6/3, reached base safely in a career-high 19 straight games	

9 • TYLER O'NEILL • OF (R)	.176 • 3 HR • 11 RBI
Current Streak: 0-4 (since 7/12)	2025 High: 2 G (2x, last: 4/4-5)
7/12 vs. MIA: 0-4	Homestand: 4 G, 1-14, BB, HBP, 3 K
🐦 In six games since returning from the IL on 7/4, is 3-for-22 (.136) with one home run	
🐦 Has registered five outfield assists in 30 games this season after totaling four in 2024	
🐦 Four of his seven extra-base hits (2 2B, 3B, HR) have come off fastballs	
🐦 On 7/5 at ATL, snapped a 12-game homerless stretch, his first homer since 4/13 vs. TOR	
🐦 On 7/4, was reinstated from the 10-day Injured List (left shoulder impingement)...Placed on the IL on 5/16...Marked his second stint on the IL this season (also 4/24-5/8, neck inflammation)	
🐦 On 3/27 at TOR, homered for a sixth consecutive Opening Day, an MLB record...Reached base safely a career-high five times, becoming the first player to reach base safely five times in his first game with the club in team history (since 1954)	
🐦 His eight hits through his first four games were the most by an Oriole through his first four games with the club since Jose Iglesias in 2020 (also 8 H)	

25 • JACOB STALLINGS • C (R)	.140 • 0 HR • 8 RBI
Current Streak: 0-for-last-9 (since 7/10 [G1])	2025 High: 4 G (4/20 [G2]-25)
Last Game: 0-2, K	Road Trip: 1 G, 0-2, K
🐦 Is six hits shy of 400 for his career	
🐦 On 7/5 at ATL, delivered a two-run double in the 10 <sup>th</sup> inning for his first hit and RBI with the O's...Entered in the fifth inning after Gary Sánchez left due to injury	
🐦 On 7/1 at TEX, made his Orioles debut as a pinch hitter...Had his contract selected from Triple-A Norfolk earlier that day...Signed to a minors deal on 6/24	
🐦 On 6/6, was released by COL after going 12-for-84 (.143) with three doubles, six RBI, and four runs scored in 29 games	

29 • RAMÓN URÍAS • INF (R)	.241 • 6 HR • 29 RBI
Current Streak: 0-for-last-21 (since 7/1)	2025 High: 11 G (5/17-28)
7/13 vs. MIA: 0-3, 3 K	Homestand: 5 G, 0-13, 4 K
🐦 Is 0-for-20 in his last six games since 7/2 after going 9-for-27 (.333) with two doubles, one homer, and five RBI in his previous seven games	
🐦 Owned a 9.8 percent walk rate through his first 40 games but has walked twice in 26 games since 6/8, recording a 2.2 percent walk rate (2 BB/91 PA) in that span	
🐦 Is 2-for-7 (.286) with two RBI as a pinch-hitter this year...His career .378 (14-for-37) average as a pinch-hitter is fourth highest among all active MLB players (min. 30 AB) behind MIN's Ryan Jeffers (.400, 12-for-30) and SD's Jose Iglesias and TOR's Ernie Clement (.382, 13-for-34)	
🐦 From 5/17-28, hit safely in a career-best 11 straight games	
🐦 On 5/14, was reinstated from the 10-day Injured List (right hamstring strain)...Was placed on the IL on 5/3 (retro to 5/1)	

52 • LUIS VÁZQUEZ • INF (R)	.077 • 0 HR • 1 RBI
Current Streak: 0-4 (since 7/10 [G1])	2025 High: 1 G (6/30)
Last Game: 0-0 (Def. in 8 <sup>th</sup> )	Road Trip: 1 G, 0-0
🐦 On 7/1 at TEX, made his third pitching appearance of the year, the most by a primary Orioles position player in a season since 2019 (Wilkerson, 4 G)...Has thrown 3.1 scoreless frames this year	
🐦 On 6/30 at TEX, recorded his first hit, RBI, and run scored as an Oriole	
🐦 On 6/28 vs. TB, became the first Orioles position player to pitch 2.0+ innings since Stevie Wilkerson on 7/20/19 vs. BOS (2.0 IP)	
🐦 On 6/21 at NYY, made his first career pitching appearance (1.0 IP, BB)	
🐦 On 6/14 vs. LAA, made his Orioles debut as a pinch-runner...Had his contract selected from Triple-A Norfolk on 6/10...Acquired by the O's from the Cubs on 1/31	

11 • JORDAN WESTBURG • INF (R)	.246 • 10 HR • 21 RBI
Current Streak: 0-10 (since 7/12)	2025 High: 7 G (6/27-7/11)
Last Game: 0-4, K	Road Trip: 1 G, 0-4, K
🐦 In 22 games since returning from the Injured List, is batting .278 (22-for-79) with three doubles, six home runs, 15 RBI, and a .882 OPS	
🐦 Slashing .304/.368/.594 (21-for-69) in 18 day games compared to .206/.250/.373 (21-for-102) in 27 night games	
🐦 Has a team-best six homers this season with two outs ahead of Ryan O'Hearn (4 HR)	
🐦 Is 28-for-85 (.329) with a 1.063 in 21 O's wins, compared to 14-for-86 (.163) with a .462 OPS in 24 Baltimore losses	
🐦 From 6/27-7/12, hit safely in a season-high seven straight games	
🐦 On 7/5 at ATL, his 461-foot home run the furthest by an Oriole since Ryan Mountcastle on 8/8/23 vs. HOU (472 ft.)...Homered in consecutive games from 7/4-5 for the third time in his career (last: 6/10-11/25)	
🐦 From 4/27-6/9, missed 38 games on the 10-day Injured List (left hamstring strain)	



ADDITIONAL HITTER INFO																
	vs. LHP		vs. RHP		MULTI-HIT GAMES					MULTI-RBI GAMES						LAST HR (DATE/PITCHER)
					2	3	4	5	TOTAL	2	3	4	5	6+	TOTAL	
Colton Cowser	.167	.262	3	2	-	-	-	5		2	2	-	-	-	4	7/5/25 at ATL (Dodd)
Gunnar Henderson	.216	.314	24	4	1	-	-	29		6	-	1	-	-	7	7/10/25 (G1) vs. NYM (Stanek)
Jackson Holliday	.244	.260	12	8	1	-	-	21		5	1	2	-	-	8	7/8/25 vs. NYM (Carrillo)
Alex Jackson	1.000	.143	1	-	-	-	-	1		-	-	-	-	-	-	7/27/24 vs. CIN (Abbott)
Ramón Laureano	.243	.298	10	3	2	-	-	15		5	3	-	-	-	8	7/13/25 vs. MIA (Faucher)
Coby Mayo	.233	.173	3	-	-	-	-	3		-	-	1	-	-	1	6/27/25 vs. TB (Caballero)
Cedric Mullins	.278	.193	13	1	-	-	-	14		5	2	2	1	-	10	7/4/25 at ATL (Strider)
Ryan O'Hearn	.220	.296	15	4	1	-	-	20		5	3	-	-	-	8	6/24/25 vs. TEX (Martin)
Tyler O'Neill	.103	.205	1	1	1	-	-	3		1	1	-	-	-	2	7/5/25 at ATL (Bummer)
Jacob Stallings	.057	.181	1	-	-	-	-	1		2	1	-	-	-	3	9/15/24 vs. CHC (Hendricks)
Ramón Urías	.259	.235	11	3	-	-	-	14		4	1	-	-	-	5	6/24/25 vs. TEX (Martin)
Luis Vázquez	.111	.000	-	-	-	-	-	-		-	-	-	-	-	-	-
Jordan Westburg	.250	.244	5	4	1	-	-	10		4	2	-	-	-	6	7/10/25 (G2) vs. NYM (Waddell)

O's HITTERS															2025 vs. TAMPA BAY RAYS															CAREER vs. TAMPA BAY RAYS														
PLAYER	G	AB	R	H	2B	3B	HR	RBI	BB	IBB	SO	AVG	OBP	SLG	G	AB	R	H	2B	3B	HR	RBI	BB	IBB	SO	AVG	OBP	SLG																
Colton Cowser	8	28	7	11	4	0	3	10	3	0	7	.393	.485	.857	25	84	14	22	5	1	4	13	7	1	26	.262	.330	.488																
Gunnar Henderson	8	32	6	12	2	2	1	4	2	1	3	.375	.429	.656	34	136	28	47	6	4	9	17	12	2	33	.346	.403	.647																
Jackson Holliday	8	37	2	7	0	0	1	2	2	0	11	.189	.231	.270	14	57	4	9	0	0	2	4	4	0	18	.158	.210	.263																
Alex Jackson	1	1	0	0	0	0	0	0	0	0	0	.000	.000	.000	4	6	0	2	1	0	0	0	0	0	2	.333	.429	.500																
Ramón Laureano	7	24	9	9	2	0	2	10	5	0	5	.375	.483	.708	36	133	16	29	8	0	4	20	8	0	46	.218	.283	.368																
Coby Mayo	5	16	3	4	1	0	1	5	0	0	4	.250	.250	.500	8	20	3	4	1	0	1	5	1	0	8	.200	.238	.400																
Cedric Mullins	8	29	3	3	1	0	1	5	2	0	11	.103	.156	.241	80	272	30	53	4	1	10	21	19	1	79	.195	.256	.327																
Ryan O'Hearn	8	26	4	3	1	0	0	1	5	0	3	.115	.258	.154	44	142	17	32	7	1	6	17	9	0	33	.225	.268	.415																
Tyler O'Neill															13	49	3	7	0	0	2	6	3	1	19	.143	.208	.265																
Jacob Stallings	2	6	0	0	0	0	0	0	0	0	2	.000	.000	.000	9	28	0	6	3	0	0	4	2	0	9	.214	.267	.321																
Ramón Urías	6	18	3	4	2	0	0	3	1	0	7	.222	.286	.333	53	167	22	40	9	0	6	19	9	0	39	.240	.290	.401																
Luis Vázquez	2	0	0	0	0	0	0	0	0	0	0	-	-	-	2	0	0	0	0	0	0	0	0	0	0	-	-	-																
Jordan Westburg	6	20	3	5	2	0	0	0	1	0	9	.250	.286	.350	18	57	8	15	3	2	2	5	1	0	21	.263	.276	.491																

O's PITCHERS																	2025 vs. TAMPA BAY RAYS																	CAREER vs. TAMPA BAY RAYS																
PLAYER	W	L	SV	G	GS	INN	H	R	ER	HR	BB	K	ERA	AVG	W	L	SV	G	GS	INN	H	R	ER	HR	BB	K	ERA	AVG																						
Félix Bautista	0	0	1	3	0	3.0	1	1	1	1	1	6	3.00	.100	2	0	6	16	0	18.2	5	1	1	1	4	31	0.48	.085																						
Yennier Cano	0	0	0	1	0	0.2	4	4	4	1	1	0	54.00	.667	0	0	1	16	0	16.0	12	7	6	2	6	16	3.38	.211																						
Seranthony Domínguez	0	0	0	3	0	3.1	3	0	0	0	0	1	2	0.00	.273	0	0	2	6	0	6.2	4	0	0	0	2	6	0.00	.174																					
Andrew Kittredge	0	1	0	2	0	2.0	7	6	6	0	1	3	27.00	.538	0	1	0	4	0	3.2	8	6	6	0	1	4	14.73	.421																						
Dean Kremer	2	0	0	2	2	12.0	7	1	1	0	3	10	0.75	.175	4	1	0	9	9	47.0	36	10	10	4	18	42	1.91	.214																						
Corbin Martin	0	0	0	1	0	1.0	0	0	0	0	2	1	0.00	.000	0	0	0	1	0	1.0	0	0	0	0	2	1	0.00	.000																						
Charlie Morton	1	1	0	2	2	11.1	14	8	8	2	3	11	6.35	.318	5	4	0	10	10	60.1	49	26	24	5	22	70	3.58	.223																						
Trevor Rogers	0	0	0	1	1	2.1	5	3	3	0	3	4	11.57	.417	0	0	0	3	3	14.1	14	7	7	3	5	19	4.40	.250																						
Colin Selby	0	0	0	2	0	3.0	3	0	0	0	0	6	0.00	.250	0	0	0	2	0	3.0	3	0	0	0	0	6	0.00	.250																						
Gregory Soto	0	0	0	4	0	3.0	1	0	0	0	3	6	0.00	.111	0	1	1	12	0	10.1	10	12	10	0	11	13	8.71	.244																						
Tomoyuki Sugano	1	0	0	1	1	5.0	9	7	7	3	1	2	12.60	.375	1	0	0	1	1	5.0	9	7	7	3	1	2	12.60	.375																						
Grant Wolfram	0	0	0	1	0	0.2	4	4	4	2	0	1	54.00	.667	0	0	0	1	0	0.2	4	4	4	2	0	1	54.00	.667																						
Brandon Young																																																		

RECENT TRANSACTIONS	
7/18	Signed <b>RHP Corbin Martin</b> to a one-year major league contract for the 2025 season.
7/17	<b>RHP Corbin Martin</b> elected free agency in lieu of accepting an outright assignment to Triple-A Norfolk.
7/16	Claimed <b>RHP Elvin Rodríguez</b> <sup>2</sup> off waivers from the Milwaukee Brewers and optioned him to Triple-A Norfolk.
7/14	<b>C David Bañuelos</b> cleared outright waivers and accepted an assignment to Triple-A Norfolk.
7/11	Recalled <b>LHP Grant Wolfram</b> from Triple-A Norfolk...Designated <b>RHP Corbin Martin</b> for assignment
7/10	Acquired a Competitive Balance Round A pick (No. 37) in the 2025 First-Year Player Draft from the Tampa Bay Rays in exchange for <b>RHP Bryan Baker</b> ...Appointed <b>LHP Grant Wolfram</b> from Triple-A Norfolk as the 27 <sup>th</sup> man for the doubleheader...Selected the contract of <b>C David Bañuelos</b> from Triple-A Norfolk...Recalled <b>RHP Colin Selby</b> from Triple-A Norfolk (between DH games)...Optioned <b>C David Bañuelos</b> <sup>1</sup> to Triple-A Norfolk (between DH games)...Returned <b>LHP Grant Wolfram</b> to Triple-A Norfolk (postgame G2).
7/6	Selected the contract of <b>C Alex Jackson</b> from Triple-A Norfolk...Placed <b>C Gary Sánchez</b> (right knee sprain) on the 10-day Injured List...Transferred <b>INF Jorge Mateo</b> (left hamstring strain) to the 60-day Injured List.
7/4	Reinstated <b>OF Tyler O'Neill</b> (left shoulder impingement) from the 10-day Injured List... <b>RHP Matt Bowman</b> cleared outright waivers and accepted an assignment to Triple-A Norfolk.
7/2	Recalled <b>RHP Yennier Cano</b> from Triple-A Norfolk...Selected the contract of <b>RHP Corbin Martin</b> from Triple-A Norfolk...Placed <b>LHP Keegan Akin</b> (left shoulder inflammation) on the 15-day Injured List, retroactive to 7/1...Designated <b>RHP Matt Bowman</b> for assignment...Optioned <b>OF Dylan Carlson</b> <sup>4</sup> to Triple-A Norfolk (postgame).
7/1	Recalled <b>OF Dylan Carlson</b> from Triple-A Norfolk...Selected the contract of <b>C Jacob Stallings</b> from Triple-A Norfolk...Placed <b>C Chadwick Tromp</b> (lower back strain) on the 10-day Injured List...Designated <b>INF Emmanuel Rivera</b> for assignment... <b>RHP Kyle Tyler</b> elected free agency in lieu of accepting an outright assignment to Triple-A Norfolk...Transferred the rehab assignment of <b>OF Tyler O'Neill</b> (left shoulder impingement) to Triple-A Norfolk.
6/30	Recalled <b>RHP Brandon Young</b> from Triple-A Norfolk...Placed <b>RHP Zach Eflin</b> (low back discomfort) on the 15-day Injured List, retroactive to 6/29.
6/29	Selected the contract of <b>RHP Matt Bowman</b> from Triple-A Norfolk...Optioned <b>RHP Kade Strowd</b> <sup>3</sup> to Triple-A Norfolk...Reinstated <b>RHP Luis F. Castillo</b> from the minor league 7-day Injured List and designated him for assignment.
6/28	Selected the contract of <b>INF Emmanuel Rivera</b> from Triple-A Norfolk...Optioned <b>OF Dylan Carlson</b> <sup>3</sup> to Triple-A Norfolk...Designated <b>RHP Kyle Tyler</b> for assignment.
6/27	Recalled <b>RHP Kade Strowd</b> from Triple-A Norfolk.
6/26	<b>LHP Cade Povich</b> (left hip inflammation) began a rehab assignment with Triple-A Norfolk...Optioned <b>RHP Brandon Young</b> <sup>2</sup> to Triple-A Norfolk.
6/25	Recalled <b>RHP Brandon Young</b> from Triple-A Norfolk.
6/24	Transferred the rehab assignment of <b>OF Tyler O'Neill</b> (left shoulder impingement) to Double-A Chesapeake...Optioned <b>RHP Yaramil Hiraldo</b> <sup>4</sup> to Triple-A Norfolk (postgame).
6/23	Selected the contract of <b>C Chadwick Tromp</b> from Triple-A Norfolk...Placed <b>C Maverick Handley</b> on the 7-day concussion Injured List...Transferred <b>INF Ryan Mountcastle</b> (right hamstring strain) to the 60-day Injured List.

EUTAW STREET HOME RUNS			
DATE	PLAYER (Team)	OPP. (Pitcher)	DISTANCE
6/28	Jonathan Aranda (TB)	BAL (Eflin)	467 ft.
4/29	Trent Grisham (NYY)	BAL (Gibson)	399 ft.
4/19	Jake Fraley (CIN)	BAL (Young)	421 ft.
2025 totals - 3 (0 by Orioles, 3 by opponents)			
*Total since 1992 - 134 (64 by Orioles, 70 by opponents)			

O's CHALLENGES			
TEAM	TOTAL	WON	LOST
Orioles	32	13	19
Opponents	20	12	8
Last by O's: 7/8 vs. NYM (B8)		Batter/Runner: O'Neill	
Last by Opp.: 7/4 at ATL (B5)		Force Play (1B)	
		Out/Confirmed	
		Out/Stands	

RECORD BY POSITION										
PLAYER	C	1B	2B	3B	SS	LF	CF	RF	DH	
Dylan Carlson	-	-	-	-	-	11-10	2-1	3-4	-	
Colton Cowser	-	-	-	-	-	13-14	6-4	-	-	
Maverick Handley	7-7	-	-	-	-	-	-	-	-	
Gunnar Henderson	-	-	-	-	36-44	-	-	-	2-4	
Jackson Holliday	-	-	34-45	-	4-1	-	-	-	2-1	
Alex Jackson	1-1	-	-	-	-	-	-	-	-	
Heston Kjerstad	-	-	-	-	-	10-15	-	10-10	1-0	
Ramón Laureano	-	-	-	-	-	7-12	0-1	17-16	2-3	
Jorge Mateo	-	-	1-4	-	0-8	1-0	4-2	-	-	
Coby Mayo	-	10-6	-	0-2	-	-	-	-	3-2	
Ryan Mountcastle	-	15-28	-	-	-	-	-	-	1-3	
Cedric Mullins	-	-	-	-	-	-	31-45	-	1-1	
Ryan O'Hearn	-	17-16	-	-	-	0-2	-	4-9	13-17	
Tyler O'Neill	-	-	-	-	-	1-0	-	9-14	1-3	
Emmanuel Rivera	-	1-3	-	7-7	-	-	-	-	1-0	
Adley Rutschman	22-27	-	-	-	-	-	-	-	6-8	
Jacob Stallings	3-4	-	-	-	-	-	-	-	-	
Gary Sánchez	8-11	-	-	-	-	-	-	-	3-4	
Chadwick Tromp	2-3	-	-	-	-	-	-	-	-	
Ramón Urías	-	-	1-0	28-30	-	-	-	-	1-1	
Luis Vázquez	-	-	-	-	3-0	-	-	-	-	
Jordan Westburg	-	-	7-4	8-14	-	-	-	-	6-6	

RECORD BY BATTING ORDER									
PLAYER	1	2	3	4	5	6	7	8	9
Dylan Carlson	-	-	-	-	1-0	1-2	-	9-5	5-8
Colton Cowser	2-2	-	-	-	1-0	13-12	2-2	1-1	0-1
Maverick Handley	-	-	-	-	-	-	-	0-1	7-6
Gunnar Henderson	6-7	5-9	27-31	0-1	-	-	-	-	-
Jackson Holliday	26-28	0-1	-	-	-	3-4	1-5	5-3	5-6
Alex Jackson	-	-	-	-	-	-	-	-	1-1
Heston Kjerstad	-	-	-	-	1-1	9-5	4-10	7-8	0-1
Ramón Laureano	0-1	3-3	2-1	2-7	10-11	3-3	3-1	1-3	2-2
Jorge Mateo	-	-	-	-	-	-	2-1	1-3	3-10
Coby Mayo	-	-	-	-	1-0	1-0	6-6	2-4	3-0
Ryan Mountcastle	-	0-6	1-1	7-10	3-6	2-4	2-2	1-2	-
Cedric Mullins	7-11	-	1-0	1-1	3-6	4-3	5-13	8-9	3-3
Ryan O'Hearn	-	0-1	5-5	21-22	7-15	0-1	-	1-0	-
Tyler O'Neill	-	1-0	1-3	1-3	3-4	2-5	1-2	2-0	-
Emmanuel Rivera	-	-	-	-	1-0	2-0	4-1	0-6	2-3
Adley Rutschman	0-1	22-23	5-7	1-3	0-1	-	-	-	-
Jacob Stallings	-	-	-	-	-	-	-	-	3-4
Gary Sánchez	-	-	-	2-1	1-4	2-3	5-4	1-3	-
Chadwick Tromp	-	-	-	-	-	-	-	-	2-3
Ramón Urías	-	4-3	-	2-2	8-4	1-8	6-4	4-5	5-5
Luis Vázquez	-	-	-	-	-	-	1-0	-	2-0
Jordan Westburg	2-3	8-7	1-5	6-3	3-1	0-3	1-2	-	-

2025 BY THE NUMBERS			
	HOME	AWAY	TOTAL
Overall	22-25	21-28	43-53
MONTH	HOME	AWAY	TOTAL
March (5)	1-0	2-2	3-2
April (25)	6-7	3-9	9-16
May (27)	4-10	5-8	9-18
June (27)	8-5	8-6	16-11
July (25)	3-3	3-3	6-6
August (28)	-	-	-
September (25)	-	-	-
TOTAL (162)	22-25	21-28	43-53
DAY OF WEEK	HOME	AWAY	TOTAL
Monday (14)	4-0	2-2	6-2
Tuesday (23)	0-6	2-5	2-11
Wednesday (25)	3-5	2-5	5-10
Thursday (18)	3-3	4-1	7-4
Friday (26)	3-2	3-5	8-7
Saturday (28)	4-4	5-5	9-9
Sunday (27)	3-5	3-5	6-10
TOTAL (162)	22-25	21-28	43-53
VS. AL EAST	HOME	AWAY	TOTAL
Boston Red Sox (13)	1-2	2-2	3-4
New York Yankees (13)	2-1	1-2	3-3
Tampa Bay Rays (13)	2-1	2-3	4-4
Toronto Blue Jays (13)	1-1	2-2	3-3
TOTAL (52)	6-5	7-9	13-14
VS. AL CENTRAL	HOME	AWAY	TOTAL
Chicago White Sox (7)	3-0	-	3-0
Cleveland Guardians (7)	2-1	-	2-1
Detroit Tigers (6)	1-2	0-3	1-5
Kansas City Royals (6)	1-2	1-2	2-4
Minnesota Twins (6)	0-3	0-3	0-6
TOTAL (32)	7-8	1-8	8-16
VS. AL WEST	HOME	AWAY	TOTAL
Houston Astros (7)	-	-	-
Los Angeles Angels (6)	3-0	2-1	5-1
Oakland Athletics (6)	-	1-2	1-2
Seattle Mariners (6)	-	3-0	3-0
Texas Rangers (7)	1-2	1-2	2-4
TOTAL (32)	4-2	7-5	11-7
VS. NL EAST	HOME	AWAY	TOTAL
Atlanta Braves (3)	-	3-0	3-0
Miami Marlins (3)	1-2	-	1-2
New York Mets (3)	2-1	-	2-1
Philadelphia Phillies (3)	-	-	-
Washington Nationals (4)	0-3	1-2	1-5
TOTAL (16)	3-6	4-2	7-8
VS. NL CENTRAL	HOME	AWAY	TOTAL
Chicago Cubs (3)	-	-	-
Cincinnati Reds (3)	1-2	-	1-2
Milwaukee Brewers (3)	-	1-2	1-2
Pittsburgh Pirates (3)	-	-	-
St. Louis Cardinals (3)	1-2	-	1-2
TOTAL (15)	2-4	1-2	3-6
VS. NL WEST	HOME	AWAY	TOTAL
Arizona Diamondbacks (3)	-	1-2	1-2
Colorado Rockies (3)	-	-	-
Los Angeles Dodgers (3)	-	-	-
San Diego Padres (3)	-	-	-
San Francisco Giants (3)	-	-	-
TOTAL (15)	-	1-2	1-2

BALTIMORE ORIOLES - WALK-OFF AND MISC. HOME RUNS

Baltimore Orioles Walk-off Wins							
Date	Score	Batter/Runner	Action	RBI	Pitcher	INN	OUTS
-	-	-	-	-	-	-	-

Opponent Walk-off Wins							
Date	Score	Batter/Runner	Action	RBI	Pitcher	INN	OUTS
5/24 (G1)	BAL 5 @ BOS 6	Rafael Devers	1B	1	Gregory Soto	10	1

Baltimore Orioles Back-to-Back Home Runs						
Date	Score	Batters	Pitcher	INN	OUTS	
6/24	TEX 6 @ BAL 5 (10)	Gary Sánchez/Ramón Urías/Ryan O’Hearn	Chris Martin	7	0	
6/14	LAA 5 @ BAL 6	Cedric Mullins/Gary Sánchez	Tyler Anderson	6	0	
6/5	BAL 4 @ SEA 3	Adley Rutschman/Gunnar Henderson	Bryan Woo	6	0	
5/14 (G2)	MIN 8 @ BAL 6	Cedric Mullins/Heston Kjerstad	Simeon Woods Richardson	3	2	
4/19	CIN 5 @ BAL 9	Ramón Laureano/Jordan Westburg	Carson Spiers	7	2	
4/19	CIN 5 @ BAL 9	Cedric Mullins/Gunnar Henderson	Hunter Greene	1	0	
3/27	BAL 12 @ TOR 2	Adley Rutschman/Jordan Westburg	Yariel Rodríguez	8	1	

Opponent Back-to-Back Home Runs						
Date	Score	Batters	Pitcher	INN	OUTS	
5/18	WSH 10 @ BAL 4	Dylan Crews/CJ Abrams	Zach Eflin	2	1	
5/15	MIN 4 @ BAL 0	DaShawn Keirseý Jr./Byron Buxton	Tomoyuki Sugano	3	1	
5/4	KC 11 @ BAL 6	Bobby Witt Jr./Vinnie Pasquantino	Yennier Cano	7	1	
4/29	NYY 15 @ BAL 3	Trent Grisham/Aaron Judge/Ben Rice	Kyle Gibson	1	0	
4/17	CLE 2 @ BAL 6	Daniel Schneemann/Austin Hedges	Tomoyuki Sugano	3	0	
4/9	BAL 0 @ AZ 9	Pavin Smith/Josh Naylor	Dean Kremer	5	1	

Baltimore Orioles Grand Slams					
Date	Score	Batter	Pitcher	INN	OUTS
6/15	LAA 2 @ BAL 11	Gary Sánchez	Connor Brogdon	7	2
5/14	MIN 8 @ BAL 6	Cedric Mullins	Simeon Woods Richardson	3	2
4/16	CLE 1 @ BAL 9	Jackson Holliday	Gavin Williams	2	1

Opponent Grand Slams					
Date	Score	Batter	Pitcher	INN	OUTS
7/18	BAL 1 @ TB 11	Yandy Diaz	Grant Wolfram	6	1
5/23	BAL 5 @ BOS 19	Rafael Devers	Emmanuel Rivera	8	2
4/20	CIN 24 @ BAL 2	Noelvi Marte	Jorge Mateo	8	2

Baltimore Orioles Inside-the-Park Home Runs						
Date	Score	Batter	RBI	Pitcher	INN	OUTS
-	-	-	-	-	-	-

Opponent Inside-the-Park Home Runs						
Date	Score	Batter	RBI	Pitcher	INN	OUTS

Baltimore Orioles Pinch-Hit Home Runs						
Date	Score	Batter	RBI	Pitcher	INN	OUTS
7/10 (G1)	NYM 1 @ BAL 3	Gunnar Henderson	2	Ryne Stanek	8	0
5/10	BAL 2 @ LAA 5	Ramón Laureano	1	Brock Burke	9	0

Opponent Pinch-Hit Home Runs						
Date	Score	Batter	RBI	Pitcher	INN	OUTS
6/18	BAL 8 @ TB 12	Brandon Lowe	2	Yennier Cano	5	2
5/11	BAL 7 @ LAA 3	Matthew Lugo	1	Félix Bautista	9	2
5/7	BAL 2 @ MIN 5	Harrison Bader	2	Keegan Akin	7	1

Baltimore Orioles Leadoff Home Runs					
Date	Score	Batter	Pitcher		
5/31	CWS 2 @ BAL 4	Jackson Holliday	Davis Martin		
4/19	CIN 5 @ BAL 9	Cedric Mullins	Hunter Greene		
4/3	BOS 8 @ BAL 4	Cedric Mullins	Tanner Houck		
3/29	BAL 9 @ TOR 5	Colton Cowser	Max Scherzer		

Opponent Leadoff Home Runs					
Date	Score	Batter	Pitcher		
6/16	BAL 1 @ TB 7	Josh Lowe	Zach Eflin		
5/24 (G1)	BAL 5 @ BOS 6	Jarren Duran	Zach Eflin		
5/18	WSH 10 @ BAL 4	CJ Abrams	Zach Eflin		
4/29	NYY 15 @ BAL 3	Trent Grisham	Kyle Gibson		
4/23	BAL 3 @ WSH 4	James Wood	Tomoyuki Sugano		

LAST TIME IT HAPPENED	
<b>BATTING</b>	
Eutaw St. Home Run	Gunnar Henderson, 8/14/24 vs. WSH (Herz)
Opponent	Jonathan Aranda, 6/28/25 vs. TB (Eflin)
Second Deck Home Run in LF at OPACY	Austin Hays, 6/7/22 vs. CHC (Mills)
Opponent	Pete Alonso, 9/2/20 vs. NYM (Means)
Grand Slam	Gary Sánchez, 6/15/25 vs. LAA (Brogdon)
Two Grand Slams in One Game	Reimold, Clevenger, 9/11/15 vs. KC (Herrera, Chamberlain)
Pinch-Hit Home Run	Gunnar Henderson, 7/10/25 (G1) vs. NYM (Stanek)
Pinch-Hit Walk-Off Home Run	Nolan Reimold, 7/24/16 vs. CLE (Allen)
Pinch-Hit Grand Slam	Dwight Evans, 7/26/91 vs. OAK (Nelson)
Inside the Park Home Run	Jorge Mateo, 8/20/23 at OAK (Sears)
LH & RH Home Run, Same Game	Anthony Santander, 8/7/24 at TOR (Francis, Yarbrough)
Individual 2-Home Run Game	Jackson Holliday, 5/4/25 vs. KC (Lorenzen)
Individual 3-Home Run Game	Ryan Mountcastle, 6/19/21 vs. TOR (Manoah, Kay)
Individual 4-Home Run Game	Never
Home Run in Consecutive Games	Jordan Westburg, 7/4-5/25 at ATL
Home Run in 3 Consecutive Games	Colton Cowser, 6/17-19/25 at TB
Home Run in 4 Consecutive Games	Gunnar Henderson, 5/17-20/24 vs. SEA, at STL
Home Run in 5 Consecutive Games	Jonathan Schoop, 7/22-27/18 vs. TOR, BOS, TB
Home Run in 6 Consecutive Games	Chris Davis, 9/26-10/2/12 vs. TOR, BOS, TB
4-Home Run Game, Team	6/27/25 vs. TB
5-Home Run Game, Team	4/19/25 vs. CIN
6-Home Run Game, Team	3/27/25 at TOR
7-Home Run Game, Team	6/2/16 vs. BOS
8+-Home Run Game, Team	6/16/15 vs. PHI (8)
10+-Run Game, Team	6/30/25 at TEX (10)
15+-Run Game, Team	6/27/25 vs. TB (22)
20+-Run Game, Team	6/27/25 vs. TB (22)
Back-to-Back HR	Sánchez/Urias/O’Hearn, 6/24/25 vs. TEX (7 <sup>th</sup> inning)
Back-to-Back HR to Start First Inning	Mullins/Henderson, 4/19/25 vs. CIN
Back-to-Back-to-Back HR	Sánchez/Urias/O’Hearn, 6/24/25 vs. TEX (7 <sup>th</sup> inning)
Back-to-Back-to-Back HR to Start First Inning	Flaherty/Hardy/Markakis, 5/10/12 (G1) vs. TEX
2 Back-to-Back HRs, Same Game	Mullins/Henderson (1 <sup>st</sup> ) & Laureano/Westburg (7 <sup>th</sup> ), 4/19/25 vs. CIN
Leadoff Home Run	Jackson Holliday, 5/31/25 vs. CWS (Martin)
Walk-Off Win	Anthony Santander (HR), 9/19/24 vs. SF (Walker)
Walk-Off Home Run	Anthony Santander, 9/19/24 vs. SF (Walker)
Walk-Off Grand Slam	Manny Machado, 8/18/17 vs. LAA (Middleton)
Walk-Off Home Run, Eutaw St.	Rio Ruiz, 8/11/19 vs. HOU (Osuna)
Home Run, 15 <sup>th</sup> Inning or later	Jonathan Villar, 7/25/19 at LAA (Canning)
Home Run, 17 <sup>th</sup> Inning or later	Adam Jones, 5/6/12 at BOS (McDonald)
Home Run by a Pitcher	Zack Britton, 7/3/11 at ATL (Beachy)
2-Home Run Game by a Pitcher	Milt Pappas, 8/27/61 at MIN (Ramos)
Oriole to hit a Home Run for 1 <sup>st</sup> ML hit	Connor Norby, 6/4/24 at TOR (Pearson)
Oriole w/ 2 Home Runs in One Inning	Mark Trumbo, 4/15/16 at TEX (7 <sup>th</sup> inning, Pérez, Faulkner)
Oriole w/ 3 Home Runs in Consecutive Innings	Manny Machado, 8/7/16 at CWS (1 <sup>st</sup> , 2 <sup>nd</sup> , 3 <sup>rd</sup> inning, Shields, Albers)
5-Hit Game	Adley Rutschman, 6/21/24 at HOU
6-Hit Game	Cal Ripken, Jr., 6/13/99 at ATL
5-RBI Game	Cedric Mullins, 3/27/25 at TOR
6-RBI Game	Adley Rutschman, 6/9/24 at TB
7-RBI Game	Ryan Mountcastle, 4/11/23 vs. OAK (9)
8-RBI Game	Ryan Mountcastle, 4/11/23 vs. OAK (9)
9-RBI Game	Ryan Mountcastle, 4/11/23 vs. OAK
<b>PITCHING</b>	
Perfect Game	Never
No-Hitter	5/5/21 at SEA (Means)
1-Hitter	5/26/24 at CWS (Bradish, Coulombe, Cano, Kimbrel)
Complete Game	9/23/22 vs. HOU (Kremer)
Shutout	9/23/22 vs. HOU (Kremer)
Team Shutout	6/23/25 vs. TB (Rogers, Kittredge)
Consecutive CG, Pitcher	Sidney Ponson (2), 5/16-22/04
Consecutive Shutouts, Pitcher	Mike Mussina (2), 9/26-10/1/95
Consecutive CG, Team	5/13-14/11 (Guthrie, Bergesen)
Consecutive Shutouts, Team	4/18-19/23 at WSH
10+ Strikeout Game, Pitcher	Charlie Morton (10), 6/13/25 vs. LAA
15+ Strikeout Game, Pitcher	Erik Bedard (15), 7/7/07 at TEX
10+ Strikeout Game, Team	7/8/25 vs. NYM (13)
15+ Strikeout Game, Team	6/13/25 vs. LAA (15)
4+ Strikeouts in an inning	Mike Cuellar (4), 5/29/70 at CAL
Immaculate Inning	Brandon Young, 7/8/25 vs. NYM (5 <sup>th</sup> inning)
<b>MISCELLANEOUS</b>	
Hit for the Cycle	Cedric Mullins, 5/12/23 vs. PIT (7 <sup>th</sup> in club history)
Steal of Home	Ryan Mountcastle, 5/30/25 vs. CWS
Position Player to Pitch	Emmanuel Rivera, 5/23/25 at BOS (1.0 IP, 8 H, 8 R, 2 BB, HR)
Triple Play Turned	9/18/22, Bottom 3 <sup>rd</sup> at TOR (Chapman batting/Kremer pitching)
	Scoring: 6-4-3 (Mateo-Vavra-Aguilar)
Manager Ejection	Brandon Hyde, 4/13/25 vs. TOR (18 <sup>th</sup> career)
Player Ejection	Ramón Laureano, 5/14/25 (G1) vs. MIN (7 <sup>th</sup> career)
<b>WINNING SWEEPS</b>	
2-Game, at OPACY	September 26-27, 2023 vs. WSH
2-Game, Road	April 18-19, 2023 at WSH
3-Game, at OPACY	June 13-15, 2025 vs. LAA
3-Game, Road	July 4-6, 2025 at ATL
4-Game, at OPACY	July 7-10, 2022 vs. LAA
4-Game, Road	June 7-10, 2024 at TB
Doubleheader	July 10, 2025 vs. NYM

2025 OUTFIELD ASSISTS						
Outfielder	1B	2B	3B	HP	TOTAL	ERRORS (F-T)
Jordyn Adams	-	-	-	-	-	-
Dylan Carlson	-	2	-	1	3	-
Colton Cowser	-	-	1	1	2	1 (0-1)
Cooper Hummel	-	-	-	-	-	-
Heston Kjerstad	-	4	-	-	4	-
Ramón Laureano	-	4	-	3	7	4 (1-3)
Jorge Mateo	-	-	-	-	-	1 (1-0)
Cedric Mullins	-	-	-	-	-	3 (1-2)
Ryan O’Hearn	-	-	-	-	-	-
Tyler O’Neill	1	3	-	1	5	1 (1-0)
Team Totals	1	13	1	6	21	10 (4-6)

2025 CATCHING BREAKDOWN							
	Errors	SB	Pick-offs				
Catcher	F-T-C	PB	CCS-ATT	1B-2B-3B	Inn.	ERA	W-L (GS)
Maverick Handley	0-0-1	0	0-13	0-0-0	120.2	4.25	7-7
Alex Jackson	0-0-0	0	0-3	0-0-0	21.0	7.71	1-1
Adley Rutschman	0-2-0	1	8-39	0-1-0	424.1	4.96	22-27
Gary Sánchez	0-2-2	1	1-18	1-0-0	175.1	5.39	8-11
Jacob Stallings	0-1-0	1	2-6	0-0-0	65.0	4.15	3-4
Chadwick Tromp	0-1-0	1	0-2	0-0-0	39.0	5.77	2-3
Totals	0-6-3	4	11-81	1-1-0	845.1	4.99	43-53


SCORING BY INNING											
	1	2	3	4	5	6	7	8	9	Extras	Totals
OPPONENTS	65	52	64	60	61	41	45	67	31	8	494
ORIOLES	33	47	57	28	43	54	48	51	18	15	394


ORIOLES WHO MADE THEIR MAJOR LEAGUE DEBUT IN 2025			
DATE	PLAYER	STATS	NOTES
5/27 vs. STL	Yamil Hiraldo	1.1 IP, 1 H, 1 K	Entered in 8 <sup>th</sup>
5/18 vs. WSH	Kade Strowd	1.0 IP, 2 H, R, ER, K	Entered in 9 <sup>th</sup>
4/29 vs. NYY	Maverick Handley	0-2, 2 K	Def. in 6 <sup>th</sup>
4/26 (G2) at DET	Grant Wolfram	0.1 IP, 1 H, 1 BB	Final out of 7 <sup>th</sup>
4/19 vs. CIN	Brandon Young	ND: 4.0+ IP, 7 H, 3 R, 3 ER, 3 BB, 3 K, HR	Game Started
3/30 at TOR	Tomoyuki Sugano	L: 4.0 IP, 4 H, 2 R, 2 ER, 2 BB, 1 K	Game Started


2025 SCHEDULE


G#	DATE	OPP.	W-L	SCORE	WP/LP/SV	REC	POS	GA/GB	ATT.
1	3/27	at TOR	W	12-2	Eflin/Berrios	1-0	T-1 <sup>st</sup>	+0.5	40,734
2	3/28	at TOR	L	8-2	Gausman/Morton	1-1	T-3 <sup>rd</sup>	-0.5	26,289
3	3/29	at TOR	W	9-5	Kremer/Lovelyad	2-1	2 <sup>nd</sup>	-0.5	27,005
4	3/30	at TOR	L	3-1	Bassitt/Sugano/Hoffman	2-2	3 <sup>rd</sup>	-1.5	21,069
5	3/31	vs. BOS	W	8-5	Dominguez/Newcomb	3-2	3 <sup>rd</sup>	-1.0	45,002*
MARCH TOTALS: 3-2				TEAM ERA: 4.60	TEAM AVG: .305				
6	4/1	OFF DAY				3-2	4 <sup>th</sup>	-1.0	
6	4/2	vs. BOS	L	3-0	Crochet/Eflin/Chapman	3-3	4 <sup>th</sup>	-1.5	18,146
7	4/3	vs. BOS	L	8-4	Kelly/Morton	3-4	T-4 <sup>th</sup>	-2.0	16,656
8	4/4	at KC	L	8-2	Lugo/Kremer	3-5	5 <sup>th</sup>	-2.5	14,196
9	4/5	at KC	W	8-1	Sugano/Wacha	4-5	5 <sup>th</sup>	-2.5	14,383
10	4/6	at KC	L	4-1	Bubic/Povich/Estévez	4-6	5 <sup>th</sup>	-2.5	19,098
11	4/7	at AZ	W	5-1	Eflin/Gallen	5-6	T-4 <sup>th</sup>	-1.5	20,333
12	4/8	at AZ	L	4-3	Kelly/Morton/Martinez	5-7	4 <sup>th</sup>	-2.0	23,843
13	4/9	at AZ	L	9-0	Pfaadt/Kremer	5-8	5 <sup>th</sup>	-2.5	22,411
14	4/10	OFF DAY				5-8	5 <sup>th</sup>	-2.5	
14	4/11	vs. TOR	**POSTPONED**		Rescheduled for 7/29 (DH)	5-8	5 <sup>th</sup>	-2.5	
14	4/12	vs. TOR	W	5-4	Baker/Francis/Bautista	6-8	T-4 <sup>th</sup>	-2.0	22,130
15	4/13	vs. TOR	L	7-6 (10)	Hoffman/Bowman	6-9	5 <sup>th</sup>	-2.5	27,193
16	4/14	OFF DAY				6-9	5 <sup>th</sup>	-2.5	
16	4/15	vs. CLE	L	6-3	Allen/Morton/Clase	6-10	5 <sup>th</sup>	-3.5	14,203
17	4/16	vs. CLE	W	9-1	Kremer/Williams	7-10	5 <sup>th</sup>	-3.5	13,964
18	4/17	vs. CLE	W	6-2	Sugano/Bibee	8-10	4 <sup>th</sup>	-3.5	16,201
19	4/18	vs. CIN	L	8-3	Abbott/Povich	8-11	4 <sup>th</sup>	-4.5	42,587*
20	4/19	vs. CIN	W	9-5	Dominguez/Greene/Bautista	9-11	4 <sup>th</sup>	-3.5	28,534
21	4/20	vs. CIN	L	24-2	Rogers/Morton/Wynne	9-12	4 <sup>th</sup>	-4.5	19,053
22	4/21	OFF DAY				9-12	4 <sup>th</sup>	-4.0	
22	4/22	at WSH	L	7-0	Parker/Kremer	9-13	4 <sup>th</sup>	-4.0	29,504
23	4/23	at WSH	L	4-3	López/Soto/Finnegan	9-14	5 <sup>th</sup>	-5.0	22,246
24	4/24	at WSH	W	2-1	Povich/Gore/Bautista	10-14	5 <sup>th</sup>	-4.5	23,058
25	4/25	at DET	**POSTPONED**		Rescheduled for 4/26 (DH)	10-14	5 <sup>th</sup>	-4.0	
25	4/26-1	at DET	L	4-3	Mize/Young/Vest	10-15			28,509
26	4/26-2	at DET	L	6-2	Hurter/Morton	10-16	5 <sup>th</sup>	-5.0	21,422
27	4/27	at DET	L	7-0	Skubal/Kremer	10-17	5 <sup>th</sup>	-6.5	28,613
28	4/28	vs. NYY	W	4-3	Sugano/Warren/Bautista	11-17	5 <sup>th</sup>	-5.5	22,775
29	4/29	vs. NYY	L	15-3	Rodón/Gibson	11-18	5 <sup>th</sup>	-6.5	22,164
30	4/30	vs. NYY	W	5-4	Baker/Carrasco/Bautista	12-18	5 <sup>th</sup>	-5.5	22,381
APRIL TOTALS: 9-16				TEAM ERA: 5.64	TEAM AVG: .206				
31	5/1	OFF DAY				12-18	5 <sup>th</sup>	-5.5	
31	5/2	vs. KC	W	3-0	Kremer/Wacha/Bautista	13-18	5 <sup>th</sup>	-5.5	26,364
32	5/3	vs. KC	L	4-0	Bubic/Sugano	13-19	5 <sup>th</sup>	-5.5	19,348
33	5/4	vs. KC	L	11-6	Zerpa/Cano	13-20	5 <sup>th</sup>	-5.5	31,956
34	5/5	OFF DAY				13-20	5 <sup>th</sup>	-5.0	
34	5/6	at MIN	L	9-1	López/Povich	13-21	5 <sup>th</sup>	-6.0	19,779
35	5/7	at MIN	L	5-2	Coulombe/Morton/Duran	13-22	5 <sup>th</sup>	-7.0	16,417
36	5/8	at MIN	L	5-2	Jax/Cano/Duran	13-23	5 <sup>th</sup>	-7.5	17,410
37	5/9	at LAA	W	4-1	Sugano/Hendricks/Bautista	14-23	5 <sup>th</sup>	-7.5	30,778
38	5/10	at LAA	L	5-2	Kochanowicz/Gibson	14-24	5 <sup>th</sup>	-7.5	27,975
39	5/11	at LAA	W	7-3	Eflin/Ty. Anderson	15-24	5 <sup>th</sup>	-8.0	29,460
40	5/12	OFF DAY				15-24	5 <sup>th</sup>	-8.0	
40	5/13	vs. MIN	**POSTPONED**		Rescheduled for 5/14 (DH)	15-24	5 <sup>th</sup>	-7.5	
41	5/14-1	vs. MIN	L	6-3	Stewart/Kremer/Duran	15-25	5 <sup>th</sup>	-8.5	
41	5/14-2	vs. MIN	L	8-6	Funderburk/Cano/Sands	15-26	5 <sup>th</sup>	-9.0	10,169
42	5/15	vs. MIN	L	4-0	Paddack/Sugano	15-27	5 <sup>th</sup>	-9.5	30,926
43	5/16	vs. WSH	L	4-3	López/Bautista/Finnegan	15-28	5 <sup>th</sup>	-10.5	21,171
44	5/17	vs. WSH	L	10-6	Irvin/Gibson	15-29	5 <sup>th</sup>	-10.5	28,208
45	5/18	vs. WSH	L	10-4	Soroka/Eflin	15-30	5 <sup>th</sup>	-11.5	37,264
46	5/19	at MIL	L	5-4	Uribe/Cano/Megill	15-31	5 <sup>th</sup>	-12.0	22,319
47	5/20	at MIL	L	5-2	Henderson/McDermott/Uribe	15-32	5 <sup>th</sup>	-13.0	22,778
48	5/21	at MIL	W	8-4 (11)	Baker/Alexander	16-32	5 <sup>th</sup>	-13.0	30,554
49	5/22	at BOS	**POSTPONED**		Rescheduled for 5/23 (DH)	16-32	5 <sup>th</sup>	-13.5	
49	5/23-1	at BOS	L	19-5	Whitlock/Dominguez	16-33	5 <sup>th</sup>	-14.0	31,150
50	5/23-2	at BOS	**POSTPONED**		Rescheduled for 5/24 (DH)	16-33	5 <sup>th</sup>	-13.5	
50	5/24-1	at BOS	L	6-5 (10)	Weissert/Soto	16-34	5 <sup>th</sup>	-14.5	30,958
51	5/24-2	at BOS	W	2-1	Kittredge/Bernardino/Dominguez	17-34	5 <sup>th</sup>	-14.0	34,604
52	5/25	at BOS	W	5-1	Kremer/Buehler	18-34	5 <sup>th</sup>	-14.0	36,824
53	5/26	vs. STL	W	5-2	Morton/Fedde/Bautista	19-34	5 <sup>th</sup>	-14.0	21,717
54	5/27	vs. STL	L	7-4	Matz/Baker/Helsley	19-35	5 <sup>th</sup>	-15.0	13,779
55	5/28	vs. STL	L	6-4	King/Povich/Helsley	19-36	5 <sup>th</sup>	-16.0	14,491
56	5/29	OFF DAY				19-36	5 <sup>th</sup>	-16.0	
56	5/30	vs. CWS	W	2-1	Eflin/Burke/Bautista	20-36	5 <sup>th</sup>	-15.0	22,108
57	5/31	vs. CWS	W	4-2	Kremer/Martin/Bautista	21-36	5 <sup>th</sup>	-14.0	23,470
MAY TOTALS: 9-18				TEAM ERA: 5.21	TEAM AVG: .250				
58	6/1	vs. CWS	W	3-2	Morton/Houser/Baker	22-36	5 <sup>th</sup>	-14.0	33,037
59	6/2	OFF DAY				22-36	5 <sup>th</sup>	-14.0	
59	6/3	at SEA	W	5-1	Sugano/Kirby	23-36	5 <sup>th</sup>	-14.0	21,089
60	6/4	at SEA	W	3-2	Cano/Vargas/Bautista	24-36	5 <sup>th</sup>	-13.0	19,231
61	6/5	at SEA	W	4-3	Eflin/Woo/Baker	25-36	5 <sup>th</sup>	-13.0	27,887
62	6/6	at ATH	L	5-4	Sears/Kremer/Miller	25-37	5 <sup>th</sup>	-14.0	8,424
63	6/7	at ATH	W	7-4	Akin/Severino/Bautista	26-37	5 <sup>th</sup>	-13.0	9,185
64	6/8	at ATH	L	5-1	Newcomb/Sugano	26-38	5 <sup>th</sup>	-13.0	8,836
65	6/9	OFF DAY				26-38	5 <sup>th</sup>	-13.0	
65	6/10	vs. DET	L	5-3	Lee/Povich/Vest	26-39	5 <sup>th</sup>	-14.0	20,291
66	6/11	vs. DET	W	10-1	Eflin/Mize	27-39	5 <sup>th</sup>	-14.0	18,630
67	6/12	vs. DET	L	4-1	Skubal/Kremer/Vest	27-40	5 <sup>th</sup>	-15.0	18,800
68	6/13	vs. LAA	W	2-0	Morton/Kochanowicz/Bautista	28-40	5 <sup>th</sup>	-14.0	20,204
69	6/14	vs. LAA	W	6-5	Akin/Anderson/Bautista	29-40	5 <sup>th</sup>	-13.0	26,313
70	6/15	vs. LAA	W	11-2	Povich/Kikuchi	30-40	5 <sup>th</sup>	-12.0	33,370
71	6/16	at TB	L	7-1	Pepiot/Eflin	30-41	5 <sup>th</sup>	-12.0	10,046
72	6/17	at TB	W	5-1	Kremer/Littell	31-41	5 <sup>th</sup>	-11.0	10,046
73	6/18	at TB	L	12-8	Montgomery/Kittredge	31-42	5 <sup>th</sup>	-11.0	10,046
74	6/19	at TB	W	4-1	Morton/Rasmussen/Bautista	32-42	5 <sup>th</sup>	-11.0	10,046
75	6/20	at NYY	W	5-3	Blewett/Weaver/Bautista	33-42	5 <sup>th</sup>	-10.0	47,034
76	6/21	at NYY	L	9-0	Schmidt/Eflin	33-43	5 <sup>th</sup>	-11.0	46,142
77	6/22	at NYY	L	4-2	Cruz/Baker/Williams	33-44	5 <sup>th</sup>	-12.0	45,571
78	6/23	vs. TEX	W	6-0	Rogers/Corbin	34-44	5 <sup>th</sup>	-11.0	13,929
79	6/24	vs. TEX	L	6-5 (10)	Jackson/Dominguez/Garcia	34-45	5 <sup>th</sup>	-11.0	16,909
80	6/25	vs. TEX	L	7-0	deGrom/Young	34-46	5 <sup>th</sup>	-12.0	22,828
81	6/26	OFF DAY				34-46	5 <sup>th</sup>	-12.0	
81	6/27	vs. TB	W	22-8	Sugano/Orze	35-46	5 <sup>th</sup>	-12.0	20,047
82	6/28	vs. TB	L	11-3	Littell/Eflin	35-47	5 <sup>th</sup>	-12.0	30,491
83	6/29	vs. TB	W	5-1	Kremer/Bradley	36-47	5 <sup>th</sup>	-12.0	19,226
84	6/30	at TEX	W	10-6 (10)	Akin/Milner	37-47	5 <sup>th</sup>	-11.0	27,420
JUNE TOTALS: 16-11				TEAM ERA: 4.05	TEAM AVG: .253				
85	7/1	at TEX	L	10-2	deGrom/Young/Latz	37-48	5 <sup>th</sup>	-11.0	30,933
86	7/2	at TEX	L	6-0	Eovaldi/Sugano/Dunning	37-49	5 <sup>th</sup>	-11.0	27,636
87	7/3	OFF DAY				37-49	5 <sup>th</sup>	-11.5	
87	7/4	at ATL	W	3-2	Morton/Strider/Bautista	38-49	5 <sup>th</sup>	-11.5	40,249
88	7/5	at ATL	W	9-6 (10)	Bautista/Montero/Cano	39-49	5 <sup>th</sup>	-11.5	37,170
89	7/6	at ATL	W	2-1	Rogers/Holmes/Dominguez	40-49	5 <sup>th</sup>	-11.5	34,012
90	7/7	OFF DAY				40-49	5 <sup>th</sup>	-12.0	
90	7/8	vs. NYM	L	7-6 (10)	Díaz/Cano/Brazobán	40-50	5 <sup>th</sup>	-13.0	35,200
91	7/9	vs. NYM	**POSTPONED**		Rescheduled for 7/10 (DH)	40-50	5 <sup>th</sup>	-12.5	
91	7/10-1	vs. NYM	W	3-1	Wolfgram/Stanek/Bautista	41-50	5 <sup>th</sup>	-12.0	25,262
92-2	7/10	vs. NYM	W	7-3	Sugano/Hagenman	42-50	5 <sup>th</sup>	-11.5	17,961
93	7/11	vs. MIA	W	5-2	Kremer/Cabrera	43-50	5 <sup>th</sup>	-11.5	22,213
94	7/12	vs. MIA	L	6-0	Junk/Rogers	43-51	5 <sup>th</sup>	-11.5	34,332
95	7/13	vs. MIA	L	11-1	Pérez/Young	43-52	5 <sup>th</sup>	-11.5	17,599

7/14	Home Run Derby (Truist Park - Atlanta, GA)										
7/15	MLB All-Star Game (Truist Park - Atlanta, GA)										
7/16-17 All-Star Break											
96	7/18	at TB	L		11-1	Bradley/Morton		43-53	5 <sup>th</sup>	-12.5	10,046
97	7/19	at TB		7:05 PM	MASN2						
98	7/20	at TB		12:10 PM	MASN2						
99	7/21	at CLE		6:40 PM	MASN2						
100	7/22	at CLE		6:40 PM	MASN2						
101	7/23	at CLE		6:40 PM	MASN2						
102	7/24	at CLE		1:10 PM	MASN						
103	7/25	vs. COL		7:05 PM	MASN						
104	7/26	vs. COL		7:05 PM	MASN						
105	7/27	vs. COL		1:35 PM	MASN						
106	7/28	vs. TOR		6:35 PM	MASN						
107	7/29-1	vs. TOR		12:35 PM	MASN						
108	7/29-2	vs. TOR		6:35 PM	MASN						
109	7/30	vs. TOR		12:35 PM	MASN						
JULY TOTALS: 6-6			TEAM ERA: 5.47			TEAM AVG: .216					
110	8/1	at CHC		2:20 PM	MASN2						
111	8/2	at CHC		2:20 PM	MASN2   FS1 <sup>+</sup>						
112	8/3	at CHC		2:20 PM	MASN2						
113	8/4	at PHI		6:45 PM	MASN						
114	8/5	at PHI		6:45 PM	MASN						
115	8/6	at PHI		12:35 PM	MASN						
	8/7	OFF DAY									
116	8/8	vs. ATH		7:05 PM	MASN						
117	8/9	vs. ATH		7:05 PM	MASN						
118	8/10	vs. ATH		1:35 PM	MASN						
	8/11	OFF DAY									
119	8/12	vs. SEA		6:35 PM	MASN						
120	8/13	vs. SEA		6:35 PM	MASN						
121	8/14	vs. SEA		1:05 PM	MASN2						
122	8/15	at HOU		8:10 PM	MASN2						
123	8/16	at HOU		7:10 PM	MASN2						
124	8/17	at HOU		2:10 PM	MASN						
125	8/18	at BOS		7:10 PM	MASN						
126	8/19	at BOS		7:10 PM	MASN						
	8/20	OFF DAY									
127	8/21	vs. HOU		7:15 PM	FOX						
128	8/22	vs. HOU		7:05 PM	MASN						
129	8/23	vs. HOU		7:05 PM	MASN						
130	8/24	vs. HOU		1:35 PM	MASN						
131	8/25	vs. BOS		6:35 PM	MASN						
132	8/26	vs. BOS		6:35 PM	MASN						
133	8/27	vs. BOS		6:35 PM	MASN						
134	8/28	vs. BOS		1:05 PM	MASN						
135	8/29	at SF		10:15 PM	MASN2						
136	8/30	at SF		7:15 PM	FOX						
137	8/31	at SF		4:05 PM	MASN2						
AUGUST TOTALS: 0-0			TEAM ERA: ---			TEAM AVG: ---					
138	9/1	at SD		6:40 PM	MASN2						
139	9/2	at SD		9:40 PM	MASN2						
140	9/3	at SD		4:10 PM	MASN2						
	9/4	OFF DAY									
141	9/5	vs. LAD		7:05 PM	MASN						
142	9/6	vs. LAD		7:05 PM	MASN						
143	9/7	vs. LAD		1:35 PM	MASN						
	9/8	OFF DAY									
144	9/9	vs. PIT		6:35 PM	MASN						
145	9/10	vs. PIT		6:35 PM	MASN						
146	9/11	vs. PIT		1:05 PM	MASN						
147	9/12	at TOR		7:07 PM	MASN2						
148	9/13	at TOR		3:07 PM	MASN2						
149	9/14	at TOR		1:37 PM	MASN2						
150	9/15	at CWS		7:40 PM	MASN2						
151	9/16	at CWS		7:40 PM	MASN2						
152	9/17	at CWS		2:10 PM	MASN2						
153	9/18	vs. NYY		7:15 PM	FOX						
154	9/19	vs. NYY		7:05 PM	MASN						
155	9/20	vs. NYY		7:05 PM	MASN						
156	9/21	vs. NYY		1:35 PM	MASN						
	9/22	OFF DAY									
157	9/23	vs. TB		6:35 PM	MASN2						
158	9/24	vs. TB		6:35 PM	MASN2   FS1 <sup>+</sup>						
159	9/25	vs. TB		1:05 PM	MASN						
160	9/26	at NYY		7:05 PM	MASN						
161	9/27	at NYY		1:05 PM	MASN						
162	9/28	at NYY		3:05 PM	MASN						
SEPTEMBER TOTALS: 0-0			TEAM ERA: ---			TEAM AVG: ---					
*Indicates home sellout											
^Indicates out-of-market broadcast											
Pitchers in CAPS indicates complete game											
All times listed are Eastern											
MASN and MASN2 games can also be streamed locally via <a href="#">MASN+</a>											
All games broadcast on the Orioles Radio Network and 98 Rock 97.9 FM/HD2 & WBAL NewsRadio 1090 AM/101.5 FM											









DELAYS & POSTPONEMENTS			
DATE	OPPONENT (Reason)	TIME (Delay)	RESULT
7/13	vs. MIA (inclement weather)	1:38 (pregame)	L, 11-1
7/9	vs. NYM (inclement weather)	Postponed	Rescheduled for a DH on 7/10
7/8	vs. NYM (inclement weather)	0:46 (pregame)	L, 7-6
6/19	at TB (inclement weather)	0:10 (pregame)	W, 4-1
6/13	vs. LAA (rain)	2:16 (pregame, bottom 5 <sup>th</sup> )	W, 2-0
5/28	vs. STL (rain)	0:31 (pregame)	L, 6-4
5/24 (G1)	at BOS (rain)	0:26 (pregame)	L, 6-5
5/23 (G2)	at BOS (rain)	Postponed	Rescheduled for a DH on 5/24
5/22	at BOS (rain)	Postponed	Rescheduled for a DH on 5/23
5/16	vs. WSH (inclement weather)	0:12 (pregame)	L, 4-3
5/13	vs. MIN (inclement weather)	Postponed	Rescheduled for a DH on 5/14
5/3	vs. KC (rain)	0:57 (top 2 <sup>nd</sup> )	L, 4-0
4/25	at DET (inclement weather)	Postponed	Rescheduled for a DH on 4/26
4/11	vs. TOR (rain)	Postponed	Rescheduled for a DH on 7/29
TOTAL TIME OF DELAYS: 6:56			
COLDEST GAME TIME TEMPERATURE: 45 degrees, April 5 at Kansas City (W, 8-1)			
WARMEST GAME TIME TEMPERATURE: 100 degrees, 2x, last: June 24 vs. Texas (L, 6-5 [10])			