2011 POSTSEASON

MEDIA GUIDE

New York Yankees

AND RECORD BOOK

DEREK JETER
3,000 CAREER HITS

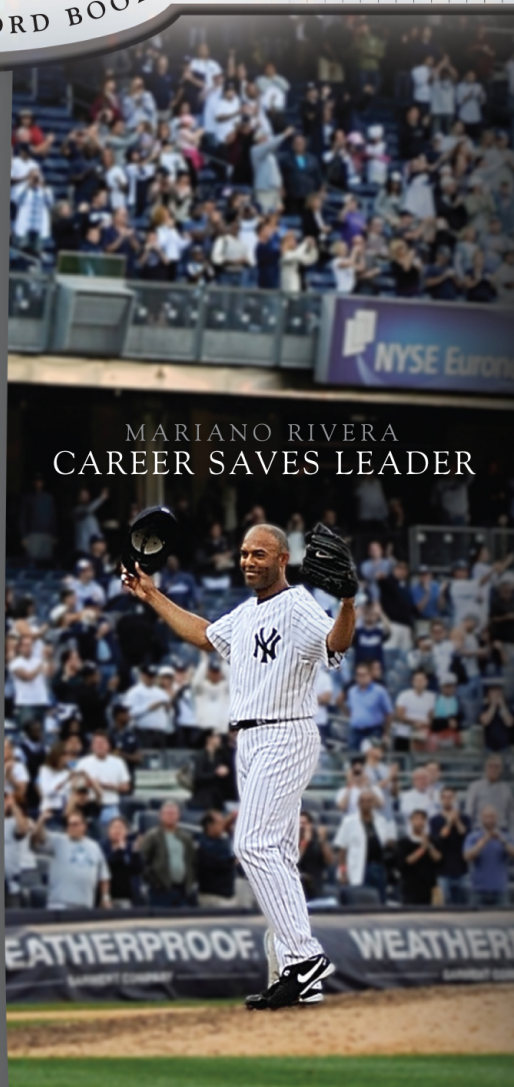

MARIANO RIVERA
CAREER SAVES LEADER

2011 NEW YORK YANKEES POSTSEASON MEDIA INFORMATION & RECORD GUIDE

Official Publication of the New York Yankees • Media Relations Department

Yankee Stadium• One East 161st Street • Bronx, NY 10451
Media Relations: (718) 579-4460 • Fax: (718) 293-8414
E-mail: media@yankees.com, credentials@yankees.com, twitter: @yankeespr

Jason Zillo – Director, Communications and Media Relations
Jason Latimer – Asst. Director, Player and Media Relations
Michael Margolis – Asst. Director, Baseball Information and Public Communications
Lauren Moran – Coordinator, Baseball Information
Kenny Leandry – Coordinator, Media Relations and Publicity
Alex Trochanowski – Assistant, Media Relations and Publicity
Germania Dolores Hernandez – Administrative Assistant

Produced by: Yankees Media Relations Department: Jason Zillo, Jason Latimer, Michael Margolis, Lauren Moran, Kenny Leandry, Alex Trochanowski, Germania Dolores Hernandez, Chase Kressel and Andrew Zelinsky

Contributors: *Baseball Reference, Emily Amato, Steve Densa, Ken Derry, Kristina Dodge, Elias Sports Bureau, Ariele Goldman Hecht, Tom Hirdt, Ian Johns, Pat Kelly, Paul A. Kopp, Mike Macchione, Nate Maciborski, Tony Morante, National Baseball Hall of Fame and Museum, James Petrozzello, Lou Rocco, Alfred Santasiere III, Jordan Sprechman, Craig Tapper, Laura Verillo and David Vincent.*

Photos throughout book courtesy of the New York Yankees, Getty Images, Photo File and the Library of Congress.

Printing: Blue Parachute, www.bluechute.com
Layout & Design: Aaron Babcock, Barnstorm Creative Marketing, aaronbabcockphotos.com

Table of Contents

Gene Monahan Tribute 3
HOPE Week 4-5
2011 Season Summary 6-7

2011 Yankees
Manager Joe Girardi 8-11
Yankees Coaches 12-18
How the Yankees Were Built / Support Staff 19
2011 Yankees Biographies 21-115
Additional Yankees in 2011 116-125

2011 Season
Transactions 126-127
Day-by-Day 128-130
Final Standings 132
Final Stats 133
Fielding Stats 134
Starters/Relievers/Pinch-Hitters 135
Highs and Lows 136-137
vs. RHP 138
vs. LHP 139
at Home 140
on the Road 141
with Runners in Scoring Position 142
with Bases Loaded 143
Pitchers as Batters / Lineups Used 144
Game Summaries 145-164

Possible Opponents
Yankees vs. Detroit 165
Yankees vs. Tampa Bay 166
Yankees vs. Texas 167
Yankees vs. Arizona 168
Yankees vs. Milwaukee 169
Yankees vs. Philadelphia 170
Yankees vs. St. Louis 171

2011 Organizational Summary
Organizational Summary 173
AAA Scranton/Wilkes-Barre 174-175
AA Trenton 176-177
A Tampa 178-179
A Charleston 180-181
SS-A Staten Island 182-183
GCL Tampa Yankees 184-185

Yankees Postseason Review
Yankees Year-by-Year Results 186-187
Yankees Postseason Appearances 188
All-Time Yankees Managers / General Mgrs 189
Notable Postseason Home Runs 190-191
Postseason Leaders / Postseason Highs 192
Yankees Postseason Review 193-212
1961 Tribute Page 213
Yankee Stadium By the Numbers 215
2011 Team Photo 216

2011 POSTSEASON

BULOVA PRECISIONIST

THE WORLD'S MOST ACCURATE WATCH
WITH A CONTINUOUSLY SWEEPING SECOND HAND

96B131 WWW.BULOVA.COM

PRECISIONIST
CHAMPLAIN COLLECTION

BULOVA
SINCE 1875

AVAILABLE AT MACY'S

DESIGNED TO BE NOTICED

Gene Monahan – A Tribute to a Great Trainer

Gene Monahan has been the head trainer for five Hall of Famers and 54 All-Stars, including Bernie Williams.

The man known in the clubhouse as "Geno" began his career as an athletic trainer in 1962 with an apprenticeship in the minor leagues. He was the trainer, the traveling secretary — he was essentially the first and last line of problem solving.

Eugene James Monahan, 66, was the eldest of eight children in a family that moved to Fort Lauderdale, Fla., from Pittsburgh. His father, also named Gene, was a cement truck driver who shared with his son a love of baseball and auto racing.

When Monahan read an item in a local paper that the Yankees planned to have a Class D minor league affiliate in Fort Lauderdale, he wrote a letter to Dan Topping Jr., son of the team owner, offering his services as a batboy. The job Topping offered Monahan was a jack-of-all-trades position, working as the team batboy and helping an elderly custodian around the clubhouse. He said yes to everything, and the next year he was asked back to help the training staff.

"There aren't too many people who last this long at the same place, especially around here, but that just shows you how important he is to this organization and what a good job he's done."

-DEREK JETER

Monahan graduated from Indiana University in 1969, and was certified by the National Athletics Trainers Association. He also served as a medic during his six-year Army reserve hitch, working with burn patients returning from Vietnam at Fort Sam Houston in San Antonio, Texas.

In 1973, the same year a group headed by George Steinbrenner bought the team from CBS, Monahan was promoted to the Yankees' head trainer's job.

Gene Monahan and longtime Assistant Trainer Steve Donohue, have worked side-by-side since 1986.

CAREER HONORS

2010 - "Best Athletic Trainers," presented to Monahan and Donohue by the Professional Baseball Athletic Trainer Society (PBATS).

2009 - "Distinguished Athletic Trainer" Award from the National Athletic Trainers Association.

2007 - Inducted into the New York State Athletic Trainers' Association Hall of Fame.

1990 - "Athletic Training Staff of the Year" Award, presented to Monahan and Donohue by Major League Baseball.

LEGENDARY ATHLETIC TRAINER

On June 26, 2011, as part of the Yankees' Old-Timers Day celebrations, the Yankees honored Gene Monahan for his long and meritorious service. With his fiancée, Liz, and daughters, Amanda and Kelly, by his side, the Yankees and special guests presented Monahan with the following gifts:

- Letter from MLB Commissioner Allan H. "Bud" Selig
- Stadium frieze from his original Yankee Stadium locker
- Two seats from the original Yankee Stadium
- Thomas Kinkade painting of the original Yankee Stadium
- Toro TimeCutter Lawn Mower and a supply of Scotts products
- Roundtrip Travel for two for a weekend in Las Vegas to see Garth Brooks; personally autographed Stetson hat from Garth Brooks
- Roundtrip Travel for two and VIP Package to NASCAR Championship Weekend; autographed NASCAR helmet from Kevin Harvick
- Perillo Tours 15-day Alpine Wonders Tour for four, including airfare
- 2012 Ford F-150 fully loaded Harley Davidson Edition Pickup Truck, presented by the 2011 New York Yankees

Gene also threw out the Old-Timers' game ceremonial first pitch.

The rest, as they say, is history. In his career, he witnessed 22 changes in the managerial position over the years, going back to Ralph Houk, who broke in the rookie trainer.

On May 11, 2011, Monahan announced that he would be retiring at the conclusion of the 2011 season. After living in New Jersey for more than 30 years, Monahan, who has two grown daughters from his first marriage, will relocate with his fiancée, Liz, to a house he bought in North Carolina, in the heart of NASCAR country.

Text appeared in "The Healer" by Jack O'Connell in the May edition of Yankees Magazine.

2011 Yankees HOPE Week

HOPE WEEK
JULY 25-29, 2011
HELPING OTHERS PERSEVERE & EXCEL

The Yankees were proud to celebrate their third annual HOPE Week (Helping Others Persevere & Excel) in 2011 – an initiative rooted in the fundamental belief that acts of goodwill provide hope and encouragement to more than just the recipient of the gesture.

Each day during HOPE Week from Monday, July 25 through Friday, July 29, the Yankees reached out to an individual, family or organization worthy of recognition and support. Though each day's celebration culminated at Yankee Stadium, outreach often took place away from the field. Whenever possible, the Yankees attempted to personally connect with individuals in the settings of their greatest success or locations that honored the spirit of their noble endeavors.

Initiated in 2009, HOPE Week is about people helping people. The one thing everybody has – no matter where they come from, what their financial situation is or what kind of skills they possess – is time.

A unique aspect of HOPE Week is that every player on the roster, as well as Manager Joe Girardi and his coaching staff along with General Manager Brian Cashman and many front office employees participated in the outreach during the week.

Equally significant during HOPE Week is garnering publicity for the highlighted causes and organizations. The greatest challenge facing many not-for-profits is generating interest, awareness and funding for their missions.

Additionally, nonprofit 501 (c)3 organizations related to the 2011 honorees received $10,000 gifts from the Yankees to encourage them to continue their good works.

The Yankees encourage all their fans to get involved…Give HOPE!

On **Monday, July 25,** the Yankees kicked off HOPE Week by surprising **Daniel Trush and Daniel's Music Foundation** at the Brooks Atkinson Theatre for a Broadway performance. When the curtain was raised, Nick Swisher, Russell Martin, Francisco Cervelli, Chris Dickerson and former Yankee Bernie Williams surprised the group. The Yankees rehearsed with DMF singers and musicians, and then took to the stage as part of the performance in front of nearly 1,000 friends and family. The DMF students were invited back to the Stadium that night and sang the National Anthem. In addition, Casio donated 10 new electronic keyboards to the organization.

Nick Swisher (L) sings along with members of Daniel's Music Foundation during their Broadway performance.

In February 2006, the Trush Family established Daniel's Music Foundation (DMF) inspired by the music that aided Daniel's recouperation from an arterial brain aneurysm. DMF is a not-for-profit organization which provides free music instruction to individuals with disabilities in the five boroughs of New York City.

On **Tuesday, July 26,** the Yankees honored **Tuesday's Children** which was founded in the year following the Sept. 11, 2001, terrorist attacks to promote healing and recovery. The organization established a unique mentoring program that helps to heal still-open wounds. Serving the greater New York tri-state region, its mentorship program supports relationships between affected children and adult role models who themselves have lost family as a result of tragic circumstances. Yankees Mariano Rivera, Curtis Granderson, Phil Hughes, Cory Wade, Luis Ayala, Steve Garrison and former Manager Joe Torre surprised the mentors and mentees at the Beekman Beach Club in Manhattan for a barbeque lunch provided by Hard Rock Cafe, followed by a Delta Water Taxi ride back to Yankee Stadium. Mentor of the Year honoree Keith Pryde and his mentee, Robert, threw out the first pitch.

Mentees from Tuesday's Children join Yankees players on the Delta Water Taxi to the Statue of Liberty then up to Yankee Stadium.

On **Wednesday, July 27,** the Yankees recognized **15 child refugees who survived the devastating earthquake in Haiti** in January 2010. The children all attend Ss. Joachim and Anne's School in Queens Village, N.Y., which took them in. Following the team's day game, Yankees players CC Sabathia, Jorge Posada, Freddy Garcia along with coaches Tony Pena and Mike Harkey surprised the students with a Gray Line double-decker bus tour through Manhattan to light the Empire State Building in Yankee blue and white. Derek Jeter then surprised the students on the bus in Times Square with pizza from Famous Famiglia for dinner. The group ended the day at Saint Patrick's Cathedral, joining Archbishop Timothy Dolan for a tour of the facility and ice cream dessert in his private residence.

Derek Jeter sits with Charles Boute atop the Grayline Double Decker bus in the middle of Times Square.

On **Thursday, July 28**, the Yankees visited **Megan Ajello** at her annual lemonade stand in support of the Special Olympics. Megan endures the hardships of cerebral palsy and scoliosis, which have necessitated six major surgeries, including a spinal fusion. General Manager Brian Cashman surprised Megan at her home in Staten Island with a brand new lemonade stand constructed by Yankee Stadium carpenters. Later that day, Yankees players A.J. Burnett, Robinson Cano, Andruw Jones, Eduardo Nunez, David Robertson and Boone Logan, along with coaches Mick Kelleher, Rob Thomson and Charlie Wonsowicz stopped by Megan's house for lemonade and to get dunked in a dunk tank. Other groups heard about Megan's incredible volunteerism and also stopped by to lend their support, including Cake Boss Buddy Valastro, actress Melissa Joan Hart, Sports Illustrated swimsuit models Kate Upton, Chrissy Teagan and Julie Henderson, and the NETS Dancers.

Yankees Andruw Jones (L) and Eduardo Nunez (R) help Megan Ajello serve some lemonade.

On **Friday, July 29,** the Yankees concluded HOPE Week by honoring **John Lahutsky** of Bethlehem, Penn., reuniting him at NBC's TODAY Show studio with his long-lost friend **Andrei Sullivan**. John and Andrei endured horrendous living conditions in a Russian orphanage until they were both adopted by American families in the late 1990s. John recently wrote a book, *The Boy from Baby House 10*, telling their story. After the reunion, made possible through the generous support of Delta Air Lines, John and Andrei took a tour of the NBC Studios with Yankees Manager Joe Girardi, followed by a carriage ride to the Central Park Zoo, where they were met by Yankees players Mark Teixeira and Brett Gardner along with coaches Kevin Long and Larry Rothschild.

Manager Joe Girardi joined Andrei Sullivan (L) and John Lahutsky (C) for a Central Park carriage ride.

Once again, in conjunction with HOPE Week, the White House's Corporation for National and Community Service awarded HOPE Week honorees "President's Volunteer Service Awards," bestowed by the President to salute volunteers who strengthen the nation's culture of service. The Steinbrenner family was also honored with the President's Volunteer Service Award during the week, given "in recognition and appreciation of commitment to strengthening the Nation and for making a difference through volunteer service."

Corporation for NATIONAL & COMMUNITY SERVICE

United We Serve
SERVE.GOV

2011 Season Summary

RETURN TO THE POSTSEASON: With their win in Game 1 of a doubleheader vs. Tampa Bay on 9/21, the Yankees earned a spot in the 2011 postseason…with their win in Game 2 of the doubleheader, the team clinched the AL East Division title for the 12th time in the last 16 seasons…this season marks the 16th postseason appearance for the Yankees in the last 17 years (1995-2007, '09-11)…is the team's 50th postseason berth all time, most for any MLB franchise…is also the Yankees' 17th AL East title since divisional play began in 1969, surpassing the Braves (16) for most all time…clinched their 47th first-place finish, the most of any North American professional sports franchise (includes a "first-half" title in the strike-shortened 1981 season)…the clinch on 9/21 matched the earliest calendar date for the Yankees in the 2000s (also '02, '06).

Manager Joe Girardi became the sixth Yankees skipper to lead the club to three consecutive postseason appearances, joining Miller Huggins, Joe McCarthy, Casey Stengel, Ralph Houk and Joe Torre…finished the season with the best record in the AL (97-65, .599)…only Philadelphia (102-60, .623) had a better record in the Majors…were in first, or had at least a share of first place for 98 days in 2011, including each of the final 25.

HOME COOKIN': The Yankees were 52-29 (.642) at home in 2011, tying Texas for the best home winning percentage in the AL…the Yankees completed their first three seasons at Yankee Stadium with a 161-82 (.663) record, marking the most wins and highest home winning percentage in the Majors over the stretch…according to the *Elias Sports Bureau*, their 161 victories are the second-most by a Major League team in its first three seasons at a particular venue behind the Atlanta's Turner Field (162 wins, 1997-99).

The Yankees are the second team among Baseball's current 30 franchises to advance to the postseason in each of their first three seasons in their current stadium, joining Atlanta (1997-99 at Turner Field)…in 2009, became the third team to win the World Series in their first season in their current stadium (also the 2006 St. Louis Cardinals and 1912 Boston Red Sox) – credit: *Elias*.

SUPPORT SHOWS: The Yankees had a total home attendance of 3,653,680 during the 2011 season, marking the highest home attendance for any American League team this season…the Yankees also led the AL, averaging 45,107 per home game…recorded 20 sellouts in 2011, their most in any of their first three seasons at the current Yankee Stadium…marked the ninth consecutive season the Yankees led the AL in attendance…the organization also led the Majors in road attendance (2,691,486)…the Yankees' combined draw of 6,345,166 fans topped the American League for the 13th consecutive season.

SIDELINED: The Yankees used the disabled list 20 times in 2011 for 19 different players…finished the season with eight players on the 60-day disabled list, with four players spending the entire season on the D.L. (LHPs Pedro Feliciano and Damaso Marte, INF Reegie Corona and OF Colin Curtis).

HOMER HAPPY: The Yankees led the Majors with 222HR…hit 100HR on the road and 122R at home…were one of only three teams to record at least 200HR this season (also Texas-210 and Boston-203)…reached the plateau for the 11th time in the last 12 years since 2000 (all but '08)…homered in 118 of their contests (72.8%)…scored 42.8% of their runs on HRs this season, their highest percentage since 2005 (44.0%).

JUST TOSSING IT OUT THERE: Five Yankees pitchers each started at least 25 games for the club in 2011 (Burnett, Colon, Garcia, Nova and Sabathia), marking just the second time that has happened for the franchise since 1924 (also 1999: Roger Clemens, David Cone, Orlando Hernandez, Hideku Irabu and Andy Pettitte). - Credit: *Elias*

RUNNING AROUND: The Yankees scored 867 runs in 2011, second most in the Majors behind Boston (875)…allowed just 657 runs, third-fewest in the AL behind Tampa Bay (614) and Los Angeles (633)…marked their fewest runs allowed since 1998 (656)…the +210 run differential was the Yankees' largest since 1998 (+309), according to the *Elias Sports Bureau*.

SUMMER SLAM: The Yankees tied their all-time franchise mark by hitting 10 grand slams in 2011 (also 2010 and 1987)…became the first team in Major League history to hit three grand slams in a single game on 8/25 vs. Oakland (Cano, Martin, Granderson)…marked the fourth time in franchise history the Yankees hit multiple grand slams in the same game (*see chart bottom right*)…is the first time the Yankees accomplished the feat at home.

BASE CAMP: The Yankees batted .337 (55-for-163) with 9 doubles, 2 triples, 10HR, 142RBI and 8BB with the bases loaded in 2011…marked the third-highest bases-loaded batting average in the Majors (Arizona-.387 and St. Louis-.384) and the best in the AL…led the Majors in bases-loaded RBI, hits and home runs, and were second in AB (Philadelphia-166).

ONE-TWO COMBO: **CF Curtis Granderson** (41HR) and **1B Mark Teixeira** (39HR) finished the season ranked second and tied for third, respectively, in the Majors in home runs…according to *Stats, Inc.,* became just the fifth set of teammates to each finish within the top three in the Majors in HR in a single season since 1960:

1983	BOS	Jim Rice-2nd, Tony Armas-T3rd
1973	ATL	Davey Johnson-2nd, Darrell Evans-3rd
1965	SF	Willie Mays-1st, Willie MCCovey-2nd
1961	NYY	Roger Maris-1st, Mickey Mantle-2nd

Had three players each collect at least 111RBI (Granderson, Cano and Teixeira), just the second set of Yankees teammates since 1939 to accomplish the feat (also 2005 – Matsui, Rodriguez, Sheffield).

THREE'S COMPANY: The Yankees collected 33 triples in 2011, their most in a single season since 1995 (34 triples)…had four different players record at least 4 triples, including **CF Curtis Granderson** who tied for second in the AL in the category…became the first Yankee with double-digits in triples since Jerry Mumphrey in 1982 (also 10).

CALL THE 5-0: The Yankees compiled 147SB in 2011, fourth-most in the Majors and their most in a season since 2001 (161)…were successful in 27 of their final 34 attempts (79.4%)…led the Majors with an 81.8% stolen base percent since the All-Star break (63-for-77) and ranked second overall for the season with a 76.2% success rate (147-for-193).

- **LF Brett Gardner** was successful 44 of his last 51 SB attempts – 86.3% (since 5/20)—after having just 5SB in his first 11 tries of the season…finished tied with Oakland's Coco Crisp for second in the Majors (tied for tops in the AL) with a career-high 49SB in 2011…marked the eighth-highest single-season total in franchise history.
- **INF Eduardo Nunez** tied for fourth among AL rookies with 22SB…marked the third-most SB by a Yankees rookie over the last 35 years (since 1977) trailing Alfonso Soriano (43, 2001) and Brett Gardner (26, 2009).

KEEP IT IN REGULATION: The Yankees were 4-11 (.267) in extra-inning games this season…marks the worst such winning percentage by an AL team this season, and is the Yankees third-worst all time (behind 1933: .100, 1-9 and 1949: .250, 3-9)…lost their final six extra-inning contests.

RAIN, RAIN, GO AWAY: The Yankees have had 22 games affected by weather this season, including a Major League-most nine postponed contests and 13 that have experienced delays…total also includes 7/18 win at TB when a bank of lights went out due to lightning…have played five doubleheaders, going 2-0-3.

LEAN LEFT: The Yankees went 35-17 (.673) vs. left-handed starters in 2011…won seven of their last 11 and 21 of their last 30 games against lefty starters…batted .281 (460-for-1,635) vs. LHP this season, second-highest in the Majors behind Texas…also hit a Major League-high 69HR off LHP.

GOOD DAY SUNSHINE: The Yankees were a Major League-best 44-12 (.786) in day games in 2011, recording the highest-ever win percentage in day games *since 1900*…according to the *Elias Sports Bureau*, the previous high was .748 (116-36) by the 1906 Cubs, followed by the 2008 Angels (32-11, .744).

WINNING WAYS: The Yankees recorded their 19th consecutive winning season in 2011, a streak that goes back to 1993…according to the *Elias Sports Bureau*, broke a tie with Baltimore (18 straight seasons from 1968-85) for the second-longest streak of consecutive seasons above .500 all time, trailing only the Yankees' run of 39 seasons from 1926-64.

ALL IN THE FAMILY: **SS Derek Jeter, C Jorge Posada** and **RHP Mariano Rivera** became *the first trio of teammates in MLB, NBA, NFL and NHL history* to play together in each of 17 straight seasons (credit: *Elias Sports Bureau*)…surpassed the prior MLB mark of 15-seasons set by the Milwaukee Brewers trio of Jim Gantner, Paul Molitor and Robin Yount from 1978-92…the second-longest trios in Yankees franchise history played 13 years together (Bill Dickey, Lefty Gomez and Red Ruffing: 1930-42; and Whitey Ford, Elston Howard and Mickey Mantle:1955-67).

IN RELIEF: Yankees relievers combined for an AL-best 3.12 ERA in 2011 (fourth-lowest in the Majors)…allowed just 24.0% of inherited runners to score, the second-lowest mark in the Majors (Atlanta-23.7).

28 JOE GIRARDI



MANAGER • OPENING DAY AGE: 46

FULL NAME
Joseph Elliott Girardi

BIRTHDATE
October 14, 1964

BIRTHPLACE
Peoria, Ill.

RESIDES
Purchase, N.Y.

COLLEGE
Northwestern University

CAREER HIGHLIGHTS

BBWAA
N.L. Manager of the Year
- 2006

Sporting News
N.L. Manager of the Year
- 2006

N.L. All-Star Team
- 2000

STATUS

- Re-signed to a three-year contract on October 29, 2010, extending through the 2013 season…was named the 32nd manager in club history on October 30, 2007, becoming the 17th Yankees manager to have played for the club and fourth former Yankees catcher to skipper the team (also Bill Dickey, Ralph Houk and Yogi Berra).

AT THE HELM IN 2011

- Guided the Yankees to the best record in the AL (97-65, .599), owning first place in the AL East, or at least a share of first place, for 98 days in 2011, including each of the last 26.
- Became the sixth Yankees skipper to lead the club to three consecutive postseason appearances, joining Miller Huggins, Joe McCarthy, Casey Stengel, Ralph Houk and Joe Torre.
- Managed his 500th game with the Yankees in 4/17 win vs. Texas, becoming the ninth manager in franchise history to manage at least 500 games for the Yankees (also Clark Griffith, Ralph Houk, Miller Huggins, Billy Martin, Joe McCarthy, Buck Showalter, Casey Stengel and Joe Torre)…only Houk, McCarthy and Stengel had a better record than Girardi (296-204) through their first 500 games as Yankees manager—credit: *Elias Sports Bureau*.
- Earned win No. 300 as the Yankees Manager on 4/27 vs. Chicago-AL, becoming the ninth skipper infranchise history to reach the milestone…recorded his 314th career win as Yankees manager on 5/25 vs. Toronto, surpassing Buck Showalter (313) for sole possession of eighth place on the franchise's all-time managerial wins list…overall career managerial win No. 400 came on 6/11 vs. Cleveland.
- The 2011 squad became the fourth team in Baseball history to record at least 220HR and 140SB, joining Colorado (1996), Toronto (1998) and Texas (2009).
- Since taking over in 2008, the Yankees lead the AL with a .986 fielding percentage.
- Was ejected three times in 2011 - all vs. Boston…has been ejected 17 times in his career, 14 times as a Manager (12 as Yankees manager) and 13 times as a Yankee (also 8/6/99 as a player).
- At 46 years old, is the third-youngest manager in the Majors, behind Cleveland's Manny Acta (42) and Seattle's Eric Wedge (43).

KEEP IT ROLLING
Is one of only two managers in Baseball to take his team to the postseason in each of the last three seasons - also Philadelphia's Charlie Manuel.

MANAGING/COACHING CAREER

- Led the 2010 Yankees back to the postseason, falling to Texas in the ALCS…the club led the Majors with 48 come-from-behind wins, including six when trailing after the end of the eighth inning.
- Earned his 200th win as Yankees Manager on 4/17 vs. Texas…recorded his 300th career managerial win on 5/31 vs. Cleveland.
- Led the Yankees to their 27th World Championship in 2009 in his second season, becoming the ninth Yankees manager to win a World Series…in his postseason managerial debut, joined Ralph Houk and Billy Martin as the only three Yankees to play for and manage a Yankees World Championship team…also joined Houk, Bob Lemon and Casey Stengel as the only four Yankees managers to win a World Series in their first postseason as a manager.
- Led the club to a Major League-best 103-59 regular season record in 2009, marking the Yankees' most wins since 2002 (103-58)…became the eighth Yankees manager to collect at least 100 wins in a full season, joining Miller Huggins, Joe McCarthy, Casey Stengel, Ralph Houk, Billy Martin, Dick Howser and Joe Torre…joined McCarthy, Houk, Martin and Howser as the only five Yankees skippers to accomplish the feat

within their first two full seasons with the team…finished third in AL Manager of the Year voting with 34 total points, including four first-place votes.

- The Yankees' 114 total wins in 2009 (including postseason) tied their second-most ever in a single year behind the 125 victories of the 1998 squad (also 114W in 1927)…a member of the 1998 Yankees (114-48), became the only active Major League manager at the time to both play for and manage teams that won at least 100 games in a season and won a World Series, according to the *Elias Sports Bureau*…became the only Major League manager in the 2000s to lead a team to 100-or-more regular season wins and a World Series title.
- Earned his 200th career managerial win on 6/7/09 vs. Tampa Bay…earned his 100th win as Yankees manager on 4/29/09 at Detroit.
- Led the Yankees to a 89-73 record in 2008 in his first season as the club's skipper…was one of only two managers (also the Angels' Mike Scioscia) whose team did not lose more than four consecutive games during the 2008 season…won his Yankees managerial debut on 4/1/08 vs. Toronto (lost his only previous Opening Day as Manager in 2006 with Florida).
- Earned his 100th career managerial win on 5/22/08 vs. Baltimore…was ejected by HP umpire Chris Guccione in the bottom of the ninth inning in the game.
- Was named the 2006 National League "Manager of the Year" by the Baseball Writers Association of America and the *Sporting News*…guided the Florida Marlins to a 78-84 record in his first season as a Major League manager…with the award, joined the Houston Astros' Hal Lanier (1986) and the San Francisco Giants' Dusty Baker (1993) as the only managers to win the honor in their managerial debuts…at the age of 41, became the youngest manager in Marlins history (previously 47-year-old John Boles in 1996)…was named Marlins manager just two seasons after retiring as a player prior to the 2004 campaign, marking the shortest time between being an active player (2003) and making a managerial debut (2006) since 1987, when both John Wathan (Kansas City) and Larry Bowa (San Diego) became managers after last playing during the 1985 season.
- Became the first manager to improve his club's record above .500 after falling at least 20 games below the .500 mark during the same season…the Marlins were a season-low 20 games under .500 on 5/21 (11-31), but then went 62-41 through 9/12 to improve to 73-72…the only other Major League team to return to the .500 mark after falling 20 or more games below was the 1899 Louisville Colonels (managed by Fred Clarke), who were 22 games under at 16-38 and improved to 72-72-3 before finishing with a record of 75-77-3.
- Managed Anibal Sanchez's no-hitter on 9/6/06 vs. Arizona…was the fourth no-hitter in Marlins history and the fourth no-hitter that Girardi has been a part of, having caught two (Dwight Gooden's on 5/14/96 and David Cone's perfect game on 7/18/99) and been a teammate in one (David Wells' perfect game on 5/17/98)…according to the *Elias Sports Bureau*, Girardi became the first person since Jeff Torborg to both catch and manage a no-hitter…Torborg managed Wilson Alvarez's no-hitter on 9/11/91 with the White Sox after catching no–hitters by Sandy Koufax (perfect game, 9/9/65), Bill Singer (7/20/70) and Nolan Ryan (5/15/73).
- Made his coaching debut in 2005, serving as bench coach and catching instructor on Joe Torre's New York Yankees staff…assisted in guiding the Yankees to a 95-67 (.586) record and the American League East title.
- Appeared in 39 career postseason games as a player, most among all current American League managers…among active Major League managers, only Cincinnati's Dusty Baker (40) appeared in more postseason games as a player.

GIRARDI'S CAREER MANAGERIAL RECORD

YEAR	CLUB	W	L	PCT.	POSITION
2006	Florida	78	84	.481	Fourth
2008	YANKEES	89	73	.549	Third
2009*	YANKEES	103	59	.636	First
2010**	YANKEES	95	67	.586	Second
2011	YANKEES	97	65	.599	First
CAREER TOTALS		**462**	**283**	**.570**	
TOTALS W/ NYY		**384**	**264**	**.592**	

**World Series Winner* ***Wild Card*

WISE BEYOND HIS YEARS

In 2009, Joe Girardi became the youngest manager in Yankees history to win a World Series. He remains the fourth-youngest World Series-winning manager over the last 34 years (1977-2010) behind Minnesota's Tom Kelly (1987 and '91), the White Sox's Ozzie Guillen (2005) and the Mets' Davey Johnson (1986).



ACTIVE MANAGERS TO WIN WORLD SERIES IN THEIR FIRST POSTSEASON

JOE GIRARDI ..... YANKEES, 2009
Ozzie Guillen .....Chicago-AL, 2005
Terry Francona ..... Boston, 2004
Mike Scioscia ..... Anaheim, 2002

PLAYING CAREER

- Played parts of 15 seasons as a catcher in the Major Leagues with the Chicago Cubs (1989-92 and 2000-02), Colorado Rockies (1993-95), New York Yankees (1996-99) and St. Louis Cardinals (2003)…was a member of three World Series Championship teams in New York (1996, 1998-99) and played in a total of six postseasons with the Cubs (1989), Rockies (1995) and Yankees (1996-99).
- In 1,277 career Major League games, batted .267 (1,100-for-4,127) with 454 runs, 186 doubles, 36HR and 422RBI, finishing with a .991 career fielding percentage while throwing out 27.6% of potential base stealers…batted .184 (21-for-114) with 2 triples and 1RBI in 39 career postseason games.
- Saw his first Major League action in 1989 as the Cubs' Opening Day catcher…was the first rookie catcher to start a season opener for the Cubs since Randy Hundley in 1966…was selected to *Baseball Digest's* All-Rookie Team…played in four games of the 1989 NL Championship Series against San Francisco, recording one hit.
- Played his first full big league season in 1990…stole eight bases, the most by a Cubs catcher since Gabby Hartnett's 10 in 1924…ranked second among NL catchers in assists (61) and threw out 33.3% of baserunners attempting to steal (38-of-114).

DID YOU KNOW??? Joe Girardi and Yogi Berra are the only Yankees catchers to be behind the plate for two regular season no-hitters. Girardi was the catcher for Dwight Gooden's no-hitter on 5/14/96 vs. Seattle and David Cone's perfect game on 7/18/99 vs. Montreal. Berra caught both of Allie Reynolds' no-hitters in 1951.

- On 8/7/91, in his first game back after missing nearly four months with a strained lower back, suffered a broken nose in a home plate collision with the Phillies' John Kruk.
- Was selected by the Rockies with the 19th pick in the Expansion Draft from the Cubs…established career highs with 8HR, 55RBI and 63R in 1995 with the Colorado Rockies.
- Acquired by the Yankees on 11/3/95 from the Rockies in exchange for LHP Mike DeJean…hit a career-high .294 with 2HR and 45RBI for the World Series Champions…stole 13 bases, marking the highest total among big league catchers and a record for a Yankees catcher…stole home on the front end of a double steal on 4/11 vs. Kansas City, becoming the first Yankees catcher to steal home since Jake Gibbs on 7/13/1968…had two triples during the 1996 postseason, including a run-scoring three-base hit off Greg Maddux in Game 6 of the World Series at Yankee Stadium.
- Was the catcher for Dwight Gooden's no-hitter on 5/14/96 vs. Seattle…in his final season as a player with the Yankees, caught David Cone's perfect game on 7/18/99 vs. Montreal…had a career-high 7RBI on 8/23/99 in a 21-3 victory at Texas, going 4-for-6 with 2 doubles and 1 triple.
- Rejoined the Cubs organization in 2000 and earned his first and only trip to an All-Star Game that season in Atlanta as a replacement for the injured Mike Piazza (did not play)…when he homered on 5/2/00 vs. Houston off Jose Lima, it was his first Cubs home run since 5/8/92…only one player, Billy Jurges (nine years, 1938-47), had a longer span between homers with the Cubs.
- Recorded his 1,000th Major League hit on 5/27/01 vs. Milwaukee off Jimmy Haynes – a seventh-inning, game-winning, two-run double.
- Was one of the Cubs' co-captains in 2001 and 2002.
- Played his final career regular season game on 9/28/03 at Arizona with the St. Louis Cardinals…his single in the ninth inning off the Diamondbacks' Edgar Gonzalez gave him 1,100 career hits.

PERSONAL/MISCELLANEOUS

- Graduated high school in 1982 from the Spalding Institute (Ill.), where he was an All-State selection in baseball.
- Graduated from Northwestern University in 1986 with a bachelor's degree in industrial engineering…was a three-time Academic All-American and two-time All-Big 10 selection at catcher…was elected to the College Sports Information Directors Hall of Fame on 7/1/07, becoming the first former Major Leaguer to be enshrined…also received the 2007 Distinguished Alumni Award from the Northwestern University Department of Industrial Engineering and Management Sciences…received the NCAA Silver Anniversary Award on 1/14/10, recognizing the personal achievements of a college graduate 25 years following their collegiate athletic career.
- Established his own charity, Catch 25, which is dedicated to providing support to families and individuals across the country who have been challenged with ALS, Alzheimer's, cancer and fertility issues…Catch 25 provides assistance through scholarships, financial aid and charitable donations and is devoted to serving children and adults that may not otherwise have the financial and emotional support they may need…his father, Jerry, suffers from Alzheimer's…hosts the annual "Remember When, Remember Now" benefit along with Michael Kay in New York City, helping raise funds for his charity and Alzheimer's research.
- Helped assemble 3,000 comfort packs for troops for Veteran's Day, along with Bank of America, on 11/11/10…collected donations at the Yankees' annual holiday food drive in December 2010.
- Received the Community Leadership Award from the New York City Chapter of the Alzheimer's Association at it's annual "Forget-Me-Not" gala on 6/1/09.
- Received the Sweetwater Clifton "City Spirit" Award from the New York Knicks on 11/22/09 for serving as a good Samaritan by stopping to aid a stranded motorist on his way home following the final game of the World Series…was the recipient of the Ben Epstein "Good Guy Award" in 1997, presented annually by the New York chapter of the BBWAA…was honored at the 2007 Lou Gehrig Sports Award Benefit Dinner.

- Joined New York City Mayor Michael Bloomberg and Roberto Clemente, Jr. in placing the first "pitch" on 7/29/08 at the Third Annual Gracie Mansion Tee Ball Game…hosted by the Mayor's Office, Little League Baseball and the Roberto Clemente Foundation, the game featured five teams, one from each New York City borough and promoted youth exercise as well as team-building sports…was featured on the special edition Dunkin Donuts "Box o' Joe" in April 2010.
- Unveiled a granite sidewalk marker in the Canyon of Heroes on 6/15/10 with the Alliance for Downtown New York, commemorating the Yankees' ticker-tape parade to honor the team's 27th World Series title.
- Following his retirement as a player, joined the YES Network as an analyst and won an Emmy Award for hosting YES' *Kids on Deck* series…rejoined YES in 2007, working as an analyst…worked with FOX during the regular season and postseason in '07…was a member of ESPN Radio's team for the 2003 NL Division Series.
- He and his wife, Kim, have three children, Serena, Dante and Lena…Kim has hosted several charitable events at Yankee Stadium, including fundraisers for stomach cancer research in which fans could purchase blue hair extensions and mohawks.

Girardi's Major League Playing Career

Year	Club	AVG	G	AB	R	H	2B	3B	HR	RBI	SH	SF	HP	BB	SO	SB	CS	E	OBP	SLG
1989	CHICAGO-NL	.248	59	157	15	39	10	0	1	14	1	1	2	11	26	2	1	7	.304	.331
1990	CHICAGO-NL	.270	133	419	36	113	24	2	1	38	4	4	3	17	50	8	3	11	.300	.344
1991	CHICAGO-NL	.191	21	47	3	9	2	0	0	6	1	0	0	6	6	0	0	3	.283	.234
1992	CHICAGO-NL	.270	91	270	19	73	3	1	1	12	0	1	1	19	38	0	2	4	.320	.300
1993	COLORADO-a	.290	86	310	35	90	14	5	3	31	12	1	3	24	41	6	6	6	.346	.397
1994	COLORADO	.276	93	330	47	91	9	4	4	34	6	2	2	21	48	3	3	5	.321	.364
1995	COLORADO	.262	125	462	63	121	17	2	8	55	12	1	2	29	76	3	3	10	.308	.359
1996	YANKEES-b	.294	124	422	55	124	22	3	2	45	11	3	5	30	55	13	4	3	.346	.374
1997	YANKEES-c	.264	112	398	38	105	23	1	1	50	5	2	2	26	53	2	3	5	.311	.334
1998	YANKEES	.276	78	254	31	70	11	4	3	31	8	1	2	14	38	2	4	3	.317	.386
1999	YANKEES	.239	65	209	23	50	16	1	2	27	8	2	0	10	26	3	1	8	.271	.354
2000	CHICAGO-NL-d	.278	106	363	47	101	15	1	6	40	6	3	3	32	61	1	0	5	.339	.375
2001	CHICAGO-NL	.253	78	229	22	58	10	1	3	25	2	1	0	21	50	0	1	0	.315	.345
2002	CHICAGO-NL	.226	90	234	19	53	10	1	1	13	5	1	0	16	35	1	0	6	.275	.291
2003	ST. LOUIS-e	.130	16	23	1	3	0	0	0	1	0	0	0	3	4	0	0	1	.231	.130
Minor League Totals		**.284**	**323**	**1128**	**152**	**320**	**42**	**13**	**21**	**136**	**7**	**6**	**7**	**88**	**181**	**28**	**10**	**34**	**.339**	**.393**
Major League Totals		**.267**	**1277**	**4127**	**454**	**1100**	**186**	**26**	**36**	**422**	**81**	**23**	**25**	**279**	**607**	**44**	**31**	**77**	**.315**	**.350**
NYY Totals		**.272**	**379**	**1283**	**147**	**349**	**72**	**9**	**8**	**153**	**32**	**8**	**9**	**80**	**172**	**20**	**12**	**19**	**.317**	**.361**

Drafted by the Chicago Cubs in the fifth round of the 1986 First-Year Player Draft.

a- Drafted by the Colorado Rockies from the Cubs as the 19th pick in the 1992 Expansion Draft on November 17, 1992.
b- Traded to New York-AL on November 20, 1995 in exchange for LHP Mike DeJean.
c- Signed by New York-AL as a free agent on December 3, 1996.
d- Signed by Chicago-NL as a free agent on December 15, 1999.
e- Signed by St. Louis as a free agent on December 18, 2002.
f- Signed by New York-AL as a free agent on February 4, 2004.

Girardi's Division Series Record

Year	Club/Opponent	AVG	G	AB	R	H	2B	3B	HR	RBI	BB	SO	SB
1995	COL vs. ATL	.125	4	16	0	2	0	0	0	0	0	2	0
1996	NYY vs. TEX	.222	4	9	1	2	0	0	0	0	4	1	0
1997	NYY vs. CLE	.133	5	15	2	2	0	0	0	0	1	3	0
1998	NYY vs. TEX	.429	2	7	0	3	0	0	0	0	0	1	0
1999	NYY vs. TEX	.000	2	6	0	0	0	0	0	0	0	1	0
Division Series Totals		**.170**	**17**	**53**	**3**	**9**	**0**	**0**	**0**	**0**	**5**	**8**	**0**

Girardi's League Championship Series Record

Year	Club/Opponent	AVG	G	AB	R	H	2B	3B	HR	RBI	BB	SO	SB
1989	CHC vs. SF	.100	4	10	1	1	0	0	0	0	1	2	0
1996	NYY vs. BAL	.250	4	12	1	3	0	1	0	0	1	3	0
1998	NYY vs. CLE	.250	3	8	2	2	0	0	0	0	1	0	0
1999	NYY vs. BOS	.250	3	8	0	2	0	0	0	0	0	2	0
LCS Totals		**.211**	**14**	**38**	**4**	**8**	**0**	**1**	**0**	**0**	**3**	**7**	**0**

Girardi's World Series Record

Year	Club/Opponent	AVG	G	AB	R	H	2B	3B	HR	RBI	BB	SO	SB
1996	NYY vs. ATL	.200	4	10	1	2	0	1	0	1	1	2	0
1998	NYY vs. SD	.000	2	6	0	0	0	0	0	0	0	2	0
1999	NYY vs. ATL	.286	2	7	1	2	0	0	0	0	0	1	0
World Series Totals		**.174**	**8**	**23**	**2**	**4**	**0**	**1**	**0**	**1**	**1**	**5**	**0**
POSTSEASON TOTALS		**.184**	**39**	**114**	**9**	**21**	**0**	**2**	**0**	**1**	**9**	**20**	**0**

Girardi's All-Star Game Record

Year	Club, Site	AVG	G	AB	R	H	2B	3B	HR	RBI	BB	SO	SB
2000	CHC, Atlanta				Did Not Play								

57 MIKE HARKEY

BULLPEN COACH • OPENING DAY AGE: 44

FULL NAME
Michael Anthony Harkey

BIRTHDATE
October 25, 1966

BIRTHPLACE
San Diego, Calif.

RESIDES
Chino Hills, Calif.

CAREER HIGHLIGHTS

***Sporting News* Rookie of the Year**
- 1990

***USA Today* Minor League Player of the Year**
- 1988

COACHING CAREER

- Is in his fourth season as Yankees bullpen coach in 2011…the Yankees have gone 234-7 when leading at the end of the eighth inning since he joined the staff in 2008…the 2011 bullpen combined to post the lowest ERA in the AL (3.12), and the lowest by a Yankees relief corps since 1985 (2.91)…also recorded 8.46K/9.0IP, the second-highest ratio among AL teams.
- Filled in as pitching coach from 6/4-29/10 during Dave Eiland's leave of absence.
- Yankees relievers led the Majors in 2009 with 40 wins and tied for first with 51 saves, ranking second in opponent's avg. (.231)…allowed 11.64 baserunners/9.0IP, the second-lowest ratio in the Majors (Oakland-11.54)…in 2008, the Yankees' bullpen collected a Major League-high 523K.
- Is his second Major League coaching position, having served as bullpen coach for Joe Girardi with the Florida Marlins in 2006.
- Was the pitching coach for the Triple-A Iowa Cubs of the Pacific Coast League in 2007.
- Spent six seasons (2000-2005) as a pitching coach in the San Diego organization, making stops at Single-A Rancho Cucamonga (2000), Single-A Fort Wayne (2001, '03), Single-A Lake Elsinore (2002, '04) and Double-A Mobile (2005).

PLAYING CAREER

- Appeared in 131 career Major League games (104 starts) over eight seasons with the Cubs (1988-93), Colorado Rockies (1994), Oakland Athletics (1995), California Angels (1995) and Los Angeles Dodgers (1997), going 36-36 with a 4.49 ERA (656.0IP, 327ER).
- Was named *Sporting News* 1990 "NL Rookie of the Year" after posting a 12-6 record with a 3.26 ERA in 27 starts for the Cubs…selected as *USA Today* "Minor League Player of the Year" in 1988…made his Major League debut at age 21 on 9/5/88 at Wrigley Field recording a no-decision in Game 2 of a doubleheader vs. the Phillies.
- Was a first-round pick by the Cubs in the 1987 First-Year Player Draft (fourth overall)…was originally selected by the San Diego Padres in the 18th round of the 1984 First-Year Player Draft, but chose to attend college.

PERSONAL

- Married (Nikki) and has two sons, Tony and Cory, and a daughter, Miani…Tony is a senior infielder for Concordia University and Cory is in his senior season as a tight end with UCLA…played baseball at Cal State Fullerton, earning all-American honors as a junior…graduated from Ganesha High School in Pomona, Calif.

Harkey's Career Pitching Record

Year	Club	W-L	ERA	G	GS	CG	SHO	SV	IP	H	R	ER	BB	SO
1987	Peoria	2-3	3.55	12	12	3	0	0	76.0	81	45	30	28	48
	Pittsfield	0-0	0.00	1	0	0	0	0	2.0	1	0	0	0	2
1988	Pittsfield	9-2	1.37	13	13	3	1	0	85.2	66	29	13	35	73
	Iowa	7-2	3.55	12	12	3	1	0	78.2	55	36	31	33	62
	CHICAGO-NL	0-3	2.60	5	5	0	0	0	34.2	33	14	10	15	18
1989	Iowa	2-7	4.43	12	12	0	0	0	63.0	67	37	31	25	37
1990	CHICAGO-NL	12-6	3.26	27	27	2	1	0	173.2	153	71	63	59	94
1991	CHICAGO-NL	0-2	5.30	4	4	0	0	0	18.2	21	11	11	6	15
1992	Peoria	1-0	3.00	2	2	0	0	0	12.0	15	6	4	3	17
	Iowa	0-1	5.56	4	4	0	0	0	22.2	21	15	14	13	6
	Charlotte	0-1	5.63	1	1	1	0	0	8.0	9	5	5	0	5
	CHICAGO-NL	4-0	1.89	7	7	0	0	0	38.0	34	13	8	15	21
1993	CHICAGO-NL	10-10	5.26	28	28	1	0	0	157.1	187	100	92	43	67
	Orlando	0-0	1.69	1	1	0	0	0	5.1	4	1	1	0	5
1994	COLORADO	1-6	5.79	24	13	0	0	0	91.2	125	61	59	35	39
	Colorado Springs	1-1	12.60	2	2	0	0	0	10.0	19	14	14	3	4
1995	OAKLAND	4-6	6.27	14	12	0	0	0	66.0	75	46	46	31	28
	CALIFORNIA	4-3	4.55	12	8	1	0	0	61.1	80	32	31	16	28
1996	Albuquerque	7-11	5.38	49	13	0	0	13	118.2	146	79	71	39	90
1997	LOS ANGELES-NL	1-0	4.30	10	0	0	0	0	14.2	12	8	7	5	6
Minor League Totals		**29-28**	**3.70**	**109**	**72**	**10**	**2**	**13**	**482.0**	**482**	**267**	**214**	**179**	**349**
Major League Totals		**36-36**	**4.49**	**131**	**104**	**4**	**1**	**0**	**656.0**	**720**	**356**	**327**	**225**	**316**

50 MICK KELLEHER

FIRST BASE COACH • OPENING DAY AGE: 63

FULL NAME
Michael Dennis Kelleher

BIRTHDATE
July 25, 1947

BIRTHPLACE
Seattle, Wash.

RESIDES
Solvang, Calif.

COACHING CAREER

- Is in his third season as Yankees first base coach in 2011…also serves as infield instructor…the Yankees lead the AL with a .988 fielding percentage since 2009 when he joined the staff.
- In 2010, the Yankees led the Majors with a .988 fielding percentage and committed only 69 errors, setting franchise records for highest fielding percentage and fewest errors for a season…also featured three Gold Glove Award winners (Cano, Jeter, Teixeira), the first time three Yankees infielders won the honor in the same season…the club set a Major League record with 18 consecutive errorless games in 2009.
- Is his third tenure on a Major League coaching staff, having served three years as Detroit's first base coach (2003-05) and Pittsburgh's first base coach and infield instructor in 1986.
- Spent three years as the Yankees' roving infield instructor (2006-08)…is in his second stint with the Yankees organization, having spent seven seasons (1996-2002) as the Yankees' roving defensive coordinator and one year (1998) as a Major League scout.
- Began his coaching career with the San Diego Padres as a roving minor league instructor from 1984-85…joined the Chicago Cubs as a roving minor league infield instructor from 1987-92, taking over as manager of the organization's Triple-A Iowa club in May 1991 for the remainder of the season…also spent two seasons (1994-95) as the roving minor league infield instructor with the Milwaukee Brewers.

PLAYING CAREER

- Played 15 seasons of professional baseball, including 11 at the Major League level with the St. Louis Cardinals (1972-73, '75), Houston Astros (1974), Chicago Cubs (1976-80), Detroit Tigers (1981-82) and California Angels (1982)…finished his career with a .974 Major League fielding percentage, appearing in games at second base, third base and shortstop…since retiring in 1982, no position player has accrued as many career plate appearances without a homer (1,202).
- Was selected by St. Louis in the third round of the 1969 First-Year Player Draft.
- Led shortstops in fielding during four of his minor league seasons and won two Rawlings Silver Glove Awards (1972, '75) as the minors' best fielding SS…established an American Association record for shortstops with a .979 fielding percentage in 1972.
- Received his bachelor of science degree in political science from the University of Puget Sound in Tacoma, Wash…was an NCAA Division II All-American in 1969 and was named to the NCAA Division II All-Tournament Team the same season…was also Division II All-Coast in 1968 and '69.

PERSONAL

- He and his wife, Renee, have one daughter, Brittney, and two grandchildren…Renee is an accomplished painter, represented at galleries throughout California…is an aficionado of the wine industry and grows his own grapes and olives…in the offseason, works as a ranch hand tending to llamas and cows…also plays in a senior tennis league.

Kelleher's Major League Career Playing Record

Year	Club	AVG.	G	AB	R	H	2B	3B	HR	RBI	BB	SO	SB
1972	ST. LOUIS	.159	23	63	5	10	2	1	0	1	6	15	0
1973	ST. LOUIS	.184	43	38	4	7	2	0	0	2	4	11	0
1974	HOUSTON	.158	19	57	4	9	0	0	0	2	5	10	1
1975	ST. LOUIS	.000	7	4	0	0	0	0	0	0	0	1	0
1976	CHICAGO-NL	.228	124	337	28	77	12	1	0	22	15	32	0
1977	CHICAGO-NL	.230	63	122	14	28	5	2	0	11	9	12	0
1978	CHICAGO-NL	.253	68	95	8	24	1	0	0	6	7	11	4
1979	CHICAGO-NL	.254	73	142	14	36	4	1	0	10	7	9	2
1980	CHICAGO-NL	.146	105	96	12	14	1	1	0	4	9	17	1
1981	DETROIT	.221	61	77	10	17	4	0	0	6	7	10	0
1982	DETROIT	.000	2	1	0	0	0	0	0	0	0	0	0
	CALIFORNIA	.163	34	49	9	8	1	0	0	1	5	5	1
Major League Totals		**. 213**	**622**	**1081**	**108**	**230**	**32**	**6**	**0**	**65**	**74**	**133**	**9**

54 KEVIN LONG

HITTING COACH • OPENING DAY AGE: 44

FULL NAME
Kevin Richard Long

BIRTHDATE
December 30, 1966

BIRTHPLACE
Van Nuys, Calif.

RESIDES
Scottsdale, Ariz.

COACHING CAREER

- Returned for his fifth season as Yankees hitting coach in 2011…the Yankees have led the Majors in runs scored in three of his five years with the club (2007, '09, and '10).
- The 2011 Yankees led the Majors with 222HR and 627BB, ranked second in runs scored (867) and OBP (.343) and third in extra-base hits (522)…featured two of the Majors' top three HR hitters and the only three teammates with at least 110RBI apiece.
- The 2010 Yankees had seven players score at least 70 runs, one shy of the franchise record (eight in 1939).
- Yankees batters set a franchise record with 244HR in 2009, surpassing the previous mark of 242 (2004)…featured a franchise-record five players with at least 25HR and a franchise-record nine players with at least 65RBI.
- Guided a Yankees offense in 2007 that led the Majors in runs (968), hits (1,656), HR (201), RBI (929), team batting average (.290), slugging percentage (.463), OBP (.366) and total bases (2,649)…were the most runs for the franchise since 1937 (979)…the offense also featured the AL MVP (Rodriguez), three Silver Sluggers (Jeter, Posada and Rodriguez) and four of the American League's top-15 batting averages.
- Joined the Yankees at the Major League level after serving three years as the hitting coach with the Yankees' Triple-A affiliate in Columbus (2004-06)…before joining the Yankees organization, served as the hitting coach with the Triple-A Omaha Royals (2002-03) and with the Double-A Wichita Wranglers (2000-01)…was named the Northwest League's "co-Manager of the Year" after leading the Spokane Indians to the league title in 1999…made his professional coaching debut at Single-A Wilmington in 1997.

PLAYING CAREER

- Was originally selected by the Kansas City Royals in the 31st round of the 1989 First-Year Player Draft and played in their system for eight years from 1989-96 as an outfielder.
- Led Class-A Eugene in 1989 in almost all offensive categories, including games played, at-bats, runs scored, hits, doubles and RBI…ranked eighth among all Northwest League hitters with a .312 batting average in his rookie season.
- Missed most of the 1994 season after undergoing surgery on his left wrist.

PERSONAL

- Named a second-team All-American and first-team PAC-10 in 1989 at the University of Arizona…a three-year letter-winner, Long graduated with the Arizona record for most extra-base hits in a game (five) and ranked in the top 10 in several single-season statistical categories: third in extra-base hits (41), tied for seventh in doubles (23), eighth in multi-hit games (30), ninth in total bases (162) and tied for ninth in runs (80).
- Resides in Scottsdale, Ariz., with his wife, Marcey, daughter, Britney, and sons, Tracy and Jaron, a sophomore pitcher at Ohio State University.

Long's Career Playing Record

Year	Club	AVG	G	AB	R	H	2B	3B	HR	RBI	BB	SO	SB
1989	Eugene	.312	69	260	54	81	19	1	3	45	36	40	15
1990	Baseball City	.282	85	308	53	87	17	5	5	33	32	28	22
1991	Memphis	.275	106	407	60	112	18	2	3	35	45	63	27
1992	Omaha	.228	88	312	28	71	16	3	1	29	29	41	9
1993	Memphis	.272	79	301	47	82	14	6	1	20	37	56	7
	Omaha	.255	17	51	7	13	2	0	0	4	2	13	3
1994	Memphis	.208	10	24	5	5	3	0	0	1	5	2	2
1995	Omaha	.250	22	64	7	16	3	0	0	1	5	8	1
	Wichita	.292	67	250	38	73	14	1	1	26	41	29	9
1996	Wichita	.273	128	436	62	119	31	3	3	48	56	36	9
Minor League Totals		**.273**	**671**	**2413**	**361**	**659**	**137**	**21**	**17**	**242**	**288**	**316**	**104**

56 TONY PENA



BENCH COACH • OPENING DAY AGE: 53

FULL NAME
Antonio Francisco Pena

BIRTHDATE
June 4, 1957

BIRTHPLACE
Monte Cristi, D.R.

RESIDES
Santiago, D.R.

CAREER HIGHLIGHTS

BBWAA

A.L. Manager of the Year
- 2003

N.L. All-Star Team
- 1982, 1984, 1985, 1986, 1989

N.L. Gold Glove Award
- 1983, 1984, 1985

A.L. Gold Glove Award
- 1991

MANAGERIAL/COACHING CAREER

- Is in his third season as Yankees bench coach in 2011…is his sixth season on the Yankees' Major League coaching staff, serving as first base coach from 2006-08 and catching instructor over the entire span…since joining the staff, Yankees catchers have caught a Major League-best 228 potential base stealers, including an AL-leading 43 in 2011.
- Previously spent parts of four seasons as manager of the Kansas City Royals from 2002-05.
- In his first full season as manager in 2003, led the Royals to an 83-79 record, the sixth-best turnaround in Major League history following a 100-loss season…the 2003 season marked Kansas City's first winning season since 1993, when they went 84-78.
- Was selected as the 2003 American League "Manager of the Year" by the Baseball Writers' Association of America, becoming the fourth manager since 1983 to win the award in his first full season as a Major League skipper (also Houston's Hal Lanier, 1986; San Francisco's Dusty Baker, 1993; and San Diego's Bruce Bochy, 1996)… also named the 2003 AL "Manager of the Year" by both *Sporting News* and *Sports Illustrated*.
- Became only the third Dominican-born manager in Major League history, joining Felipe Alou and Luis Pujols.
- Began his Major League coaching career in 2002 as the bench coach for the Houston Astros…was named Royals manager on 5/15/02.
- Also served as manager of Triple-A New Orleans from 1999-2001…began his coaching career as White Sox' Coordinator of Dominican Operations in 1998 and led the Aguilas Dominican team to the Caribbean Series title.

PLAYING CAREER

- A five-time National League All-Star catcher, Pena posted a .260 career batting average over an 18-year Major League career, appearing in 1,988 games for the Pittsburgh Pirates (1980-86), St. Louis Cardinals (1987-88), Boston Red Sox (1990-93), Cleveland Indians (1994-96), Chicago White Sox (1997) and Houston Astros (1997).
- Ranks fifth all-time among Major League catchers with 1,950 games behind the plate, trailing only Ivan Rodriguez (2,390), Carlton Fisk (2,226), Bob Boone (2,225) and Gary Carter (2,056).
- Won four Gold Glove Awards (1983-85, 1991) and recorded a .338 career postseason batting average…was named Topps' Rookie All-Star catcher in 1981 and was selected to the UPI Rookie All-Star Team…originally signed as a non-drafted free agent by the Pittsburgh Pirates on 7/22/75 and made his Major League debut on 9/1/80.

PERSONAL

- Married (Amaris) with two sons: Tony, Jr. (who pitched in the Boston system in 2011) and Francisco Antonio (a catcher in the New York Mets system)…also has a daughter, Jennifer Amaris, who won the Miss Dominican Republic-U.S.A. beauty pageant in 2007…his brother, Ramon, pitched with the Detroit Tigers organization.
- Tony did not play high school baseball…credits his mother, who was an outstanding softball player, with teaching him how to play the game.
- Took part in the Yankees' hurricane relief donation of $35,000 in cash and food to the Dominican Republic in October 2007.
- Joined the Yankees delegation and the 2009 World Series trophy on 1/7/10 to meet Dominican Republic President Dr. Leonel Fernandez at the National Palace in Santo Domingo.

Pena's Career Playing Record

Year	Club	AVG	G	AB	R	H	2B	3B	HR	RBI	BB	SO	SB
1976	Bradenton	.209	33	110	10	23	2	2	1	11	4	17	5
	Charleston	.224	14	49	4	11	2	0	1	8	4	7	0
1977	Charleston	.238	29	101	10	24	4	0	3	16	7	21	2
	Salem	.276	84	319	36	88	15	3	7	46	14	60	3
1978	Shreveport	.230	104	348	34	80	14	0	8	42	15	96	3
1979	Buffalo	.313	134	515	89	161	16	4	34	97	39	83	5
1980	Portland	.329	124	450	57	148	23	13	9	77	29	75	5
1980	PITTSBURGH	.429	8	21	1	9	1	1	0	1	0	4	0
1981	PITTSBURGH	.300	66	210	16	63	9	1	2	17	8	23	1
1982	PITTSBURGH	.296	138	497	53	147	28	4	11	63	17	57	2
1983	PITTSBURGH	.301	151	542	51	163	22	3	15	70	31	73	6
1984	PITTSBURGH	.286	147	546	77	156	27	2	15	78	36	79	12
1985	PITTSBURGH	.249	147	546	53	136	27	2	10	59	29	67	12
1986	PITTSBURGH	.288	144	510	56	147	26	2	10	52	53	69	9
1987	ST. LOUIS	.214	116	384	40	82	13	4	5	44	36	54	6
1988	ST. LOUIS	.263	149	505	55	133	23	1	10	51	33	60	6
1989	ST. LOUIS	.259	141	424	36	110	17	2	4	37	35	33	5
1990	BOSTON	.263	143	491	62	129	19	1	7	56	43	71	8
1991	BOSTON	.231	141	464	45	107	23	2	5	48	37	53	8
1992	BOSTON	.241	133	410	39	99	21	1	1	38	24	61	3
1993	BOSTON	.181	126	304	20	55	11	0	4	19	25	46	1
1994	CLEVELAND	.295	40	112	18	33	8	1	2	10	9	11	0
1995	CLEVELAND	.262	91	263	25	69	15	0	5	28	14	44	1
1996	CLEVELAND	.195	67	174	14	34	4	0	1	27	15	25	0
1997	CHICAGO-AL	.164	31	67	4	11	1	0	0	8	8	13	0
	HOUSTON	.211	9	19	2	4	3	0	0	2	2	3	0
Minor League Totals		**.283**	**522**	**1892**	**240**	**535**	**76**	**22**	**63**	**297**	**112**	**359**	**23**
Major League Totals		**.260**	**1988**	**6489**	**667**	**1687**	**298**	**27**	**107**	**708**	**455**	**846**	**80**

Pena's Division Series Record

Year	Club/Opponent	AVG	G	AB	R	H	2B	3B	HR	RBI	BB	SO	SB
1995	CLE vs. BOS	.500	2	2	1	1	0	0	1	1	0	0	0
1996	CLE vs. BAL	.000	1	0	0	0	0	0	0	0	0	0	0
1997	HOU vs. ATL	.000	2	0	0	0	0	0	0	0	0	0	0
Division Series Totals		**.200**	**5**	**2**	**1**	**1**	**0**	**0**	**1**	**1**	**0**	**0**	**0**

Pena's League Championship Series Record

Year	Club/Opponent	AVG	G	AB	R	H	2B	3B	HR	RBI	BB	SO	SB
1987	STL vs. SF	.381	7	21	5	8	0	1	0	0	3	4	1
1990	BOS vs. OAK	.214	4	14	0	3	0	0	0	0	0	0	0
1995	CLE vs. SEA	.333	4	6	1	2	1	0	0	0	1	0	0
LCS TOTALS		**.317**	**15**	**41**	**6**	**13**	**1**	**1**	**0**	**0**	**4**	**4**	**1**

Pena's World Series Record

Year	Club/Opponent	AVG	G	AB	R	H	2B	3B	HR	RBI	BB	SO	SB
1987	STL vs. MIN	.409	7	22	2	9	1	0	0	4	3	2	1
1995	CLE vs. ATL	.167	2	6	0	1	0	0	0	0	0	0	0
World Series Totals		**.357**	**9**	**28**	**2**	**10**	**1**	**0**	**0**	**4**	**3**	**2**	**1**
POSTSEASON TOTALS		**.338**	**29**	**71**	**9**	**24**	**2**	**1**	**1**	**5**	**7**	**6**	**2**

Pena's All-Star Game Record

Year	Club, Site	AVG	G	AB	R	H	2B	3B	HR	RBI	BB	SO	SB
1982	PIT, Montreal	.000	1	1	0	0	0	0	0	0	0	0	1
1984	PIT, San Francisco	.000	1	0	0	0	0	0	0	0	0	0	0
1985	PIT, Minnesota	.000	1	1	0	0	0	0	0	0	0	1	0
1986	PIT, Houston	.000	1	0	0	0	0	0	0	0	0	0	0
1989	STL, Anaheim	.000	1	2	0	0	0	0	0	0	0	0	0
All-Star Game Totals		**.000**	**5**	**4**	**0**	**0**	**0**	**0**	**0**	**0**	**0**	**1**	**1**

PENA'S MANAGERIAL RECORD

Year	Team	W	L	Pct.	Position
2002	KANSAS CITY	49	77	.389	Fourth
2003	KANSAS CITY	83	79	.512	Third
2004	KANSAS CITY	58	104	.358	Fifth
2005	KANSAS CITY	8	25	.242	---
TOTAL		**198**	**285**	**.410**	

58 LARRY ROTHSCHILD



PITCHING COACH • OPENING DAY AGE: 57

FULL NAME
Lawrence Lee Rothschild

BIRTHDATE
March 12, 1954

BIRTHPLACE
Chicago, Ill.

RESIDES
Tampa, Fla.

COACHING CAREER

- Is in his first season as Yankees pitching coach in 2011, marking his 37th season in professional baseball as a player, coach or manager.
- Oversaw the Yankees pitching staff, which led the AL in strikeouts (1,222) and posted the fourth-lowest ERA in the AL (3.73), their lowest staff ERA since 1985 (3.69).
- Spent the previous nine seasons (2002-10) as pitching coach for the Chicago Cubs, where the franchise combined to lead the Majors in strikeouts over the stretch (11,604).
- The Cubs led the NL and ranked second in the Majors with 96 quality starts in 2010…Chicago's team ERA ranked in the top five of the NL in three straight seasons from 2007-09, marking the first such stretch in club history since a six-season stretch from 1943-48…Cubs pitchers set a still-standing single-season Major League-record of 1,404K in 2003.

ROTHSCHILD'S CAREER MANAGERIAL RECORD

Year	Team	W	L	Pct.	Position
1998	Tampa Bay	63	99	.389	Fifth
1999	Tampa Bay	69	93	.426	Fifth
2000	Tampa Bay	69	92	.429	Fifth
2001	Tampa Bay	4	10	.286	---
TOTALS		**205**	**294**	**.411**	

- Was a member of World Series-winning coaching staffs with Cincinnati in 1990 and Florida in 1997.
- Began his coaching career as a roving minor league pitching instructor with Cincinnati from 1986-89, before joining the Major League staff as bullpen coach from 1990-91 and then pitching coach from 1992-93…served as roving minor league pitching instructor for the Atlanta Braves in 1994…was pitching coach for the Florida Marlins from 1995-97.
- Served as the first manager in Tampa Bay Devil Rays history, getting named to the post on 11/7/97…went 205-294 from 1998 through 4/18/01…increased the franchise's winning percentage in each of his three full seasons with the organization…finished the 2001 season as a consultant in the Marlins organization…was named to Joe Torre's 2000 AL All-Star coaching staff.

PLAYING CAREER

- Had an 11-year career from 1975-85 with the Cincinnati and Detroit organizations…made 387 appearances (80 starts) in the minors, going 66-46 with 50 saves and a 3.96 ERA…signed by the Reds as a non-drafted free agent in 1975.
- Made seven career Major League appearances, all in relief, with the Tigers during the 1981 and '82 seasons, recording a 5.40 ERA with no decisions and one save…made his Major League debut on 9/11/81 vs. Cleveland (0.1IP, 1IBB).

PERSONAL

- Married (Jane) and has three children, Charlotte, Claire and Scott…attended Bradley University and Florida State University, graduating from FSU with a degree in business management…was a member of FSU's 1975 NCAA Regional Championship team.

Rothschild's Career Pitching Record

Year	Club	W-L	ERA	G	GS	CG	SHO	SV	IP	H	R	ER	BB	SO
1975	Billings	0-2	7.88	6	0	0	0	1	8.0	14	11	7	7	12
	Eugene	3-0	2.73	21	0	0	0	6	33.0	17	11	10	21	36
1976	Three Rivers	11-3	2.05	30	12	10	5	5	123.0	96	33	28	29	75
1977	Indianapolis	4-4	4.21	29	14	2	1	1	92.0	93	51	43	34	43
1978	Nashville	0-0	4.50	5	0	0	0	1	12.0	14	7	6	4	9
	Amarillo	5-5	4.17	12	12	5	1	0	82.0	83	42	38	21	57
	Indianapolis	4-0	2.20	8	6	2	0	0	45.0	31	15	11	19	38
1979	Indianapolis	1-6	5.27	33	10	0	0	6	82.0	85	52	48	56	68
1980	Indianapolis	8-7	4.22	33	14	1	0	1	113.0	111	60	53	44	74
1981	Evansville	8-5	3.27	56	0	0	0	15	77.0	62	32	28	29	81
	DETROIT	0-0	1.59	5	0	0	0	1	5.2	4	1	1	6	1
1982	Evansville	6-4	3.65	45	0	0	0	10	69.0	73	34	28	39	45
	DETROIT	0-0	13.50	2	0	0	0	0	2.2	4	4	4	2	0
1983	Las Vegas	9-2	5.09	38	0	0	0	2	74,1	88	43	42	34	39
1984	Denver	6-3	4.02	31	9	1	1	2	109.2	109	58	49	51	71
1985	Iowa	1-5	5.32	40	3	0	0	0	89.2	101	58	53	34	58
Minor League Totals		**66-46**	**3.96**	**387**	**80**	**21**	**8**	**50**	**1009.2**	**977**	**507**	**444**	**413**	**706**
Major League Totals		**0-0**	**5.40**	**7**	**0**	**0**	**0**	**1**	**8.1**	**8**	**5**	**5**	**8**	**1**

59 ROB THOMSON



THIRD BASE COACH • OPENING DAY AGE: 47

FULL NAME
Robert Thomson

BIRTHDATE
August 16, 1963

BIRTHPLACE
Ontario, Canada

RESIDES
Odessa, Fla.

COACHING CAREER

- Is his 22nd season as a member of the Yankees organization in 2011, fourth on the Yankees Major League coaching staff and third as third base coach…served as the club's bench coach for the 2008 season.
- Also oversees Yankees outfielders, who combined for a .989 fielding pct. in 2011, sixth-best in the Majors
- Managed the Yankees for three games in 2008, going 1-2, becoming the first Canadian to manage a Major League game since George (Mooney) Gibson, a Londoner, with the Pittsburgh Pirates in 1934…was 0-2 from 4/4-5 vs. Tampa Bay when Joe Girardi missed two games with an upper respiratory infection…won on 5/23 vs. Baltimore while Girardi served a one-game suspension…also guided the Yankees to a "walk-off" victory on 5/22 vs. Baltimore when Joe Girardi was ejected in the sixth inning…went in the books as Girardi's 100th career managerial victory…again took over following a Girardi ejection on 7/5 vs. Boston, also recording a "walk-off" win.
- Served as the Yankees' Major League field coordinator in 2007 after spending the previous three seasons as a special assignment instructor…was named to the Yankees' Major League coaching staff on 11/4/03.
- Joined the Yankees organization in 1990 as a third-base coach for Single-A Fort Lauderdale.
- Coached in the Yankees system for five years before taking over as manager of Single-A Oneonta of the NY-Penn League in 1995.
- Served as the third base coach at Triple-A Columbus in 1996 and 1997 before moving to the Yankees front office as a field coordinator in 1998.
- Was promoted to director of player development in 2000 and named vice president of minor league development prior to the 2003 season.

PLAYING CAREER

- Attended the University of Kansas and was selected in the 32nd round of the 1985 draft by the Detroit Tigers.
- Was a catcher and a third baseman in the Tigers system from 1985-88 before joining the Tigers' minor league coaching staff in 1988.

PERSONAL

- Resides in Odessa, Fla., with his wife, Michele and their daughters, Jacqueline and Christina.

Thomson's Career Playing Record

Year	Club	AVG	G	AB	R	H	2B	3B	HR	RBI	BB	SO	SB
1985	Bristol	.000	2	5	0	0	0	0	0	0	1	3	0
	Gastonia	.187	39	123	7	23	6	0	0	10	5	17	0
1986	Gastonia	.252	94	298	42	75	11	1	4	38	48	44	1
	Lakeland	.182	8	22	2	4	1	0	1	4	0	2	0
1987	Lakeland	.228	71	206	21	47	12	0	1	22	25	30	2
1988	Lakeland	.000	2	7	0	0	0	0	0	0	0	2	0
Minor League Totals		**.225**	**216**	**661**	**72**	**149**	**30**	**1**	**6**	**74**	**79**	**98**	**3**

Scoring Machine

The Yankees hold the Major League record for consecutive games without being shut out, scoring at least one run in 308 straight contests from 8/3/31-8/2/33…the streak was broken by a 7-0 shutout by Philadelphia's Lefty Grove.

How the Yankees Were Built

FIRST-YEAR PLAYER DRAFT: (12)

Dellin Betances	June 2006, 8th round
Andrew Brackman	June 2007, 1st round (30th overall)
Joba Chamberlain*	June 2006, Comp. round A (41st overall)
Colin Curtis*	June 2006, 4th round
Brett Gardner	June 2005, 3rd round
Phil Hughes	June 2004, 1st round (23rd overall)
Derek Jeter	June 1992, 1st round (6th overall)
George Kontos	June 2006, 5th round
Brandon Laird	June 2007, 27th round
Jorge Posada	June 1990, 24th round
David Robertson	June 2006, 17th round
Austin Romine	June 2007, 2nd round

SIGNED AS A NON-DRAFTED FREE AGENT: (10)

Robinson Cano	January 5, 2001
Francisco Cervelli	March 1, 2003
Reegie Corona*	July 2, 2003
Melky Mesa	July 2, 2003
Jesus Montero	October 17, 2006
Hector Noesi	December 3, 2004
Ivan Nova	July 15, 2004
Eduardo Nunez	February 25, 2004
Ramiro Pena	February 18, 2005
Mariano Rivera	February 17, 1990

SIGNED AS A FREE AGENT: (14)

Luis Ayala^	February 10, 2011
A.J. Burnett	December 18, 2008
Eric Chavez^	February 10, 2011
Bartolo Colon^	February 10, 2011
Pedro Feliciano*	January 3, 2011
Freddy Garcia^	February 10, 2011
Andruw Jones	February 14, 2011
Russell Martin	December 16, 2010
Scott Proctor^	August 15, 2011
Alex Rodriguez	December 13, 2007
CC Sabathia	December 18, 2008
Rafael Soriano	January 18, 2011
Mark Teixeira	January 6, 2009
Cory Wade^	June 13, 2011

CLAIMED OFF WAIVERS: (2)

PLAYER	FROM	DATE
Aaron Laffey	Seattle	August 19, 2011
Raul Valdes	St. Louis	August 16, 2011

*60-day disabled list
^Signed as a minor league free agent

ACQUIRED BY TRADE: (9)

PLAYER	FROM	DATE	FOR
Chris Dickerson	Milwaukee	March 25, 2011	RHP Sergio Mitre
Greg Golson	Texas	January 26, 2010	INF Mitch Hilligoss
Curtis Granderson-a	Detroit	December 9, 2009	Three team, seven player deal
Boone Logan-b	Atlanta	December 21, 2009	OF Melky Cabrera
			LHP Mike Dunn
			RHP Arodys Vizcaino
Damaso Marte*-c	Pittsburgh	July 26, 2008	RHP Jeff Karstens
			RHP Dan McCutchen
			RHP Ross Ohlendorf
			OF Jose Tabata
Justin Maxwell*	Washington	February 2, 2011	RHP Adam Olbrychowski
Sergio Mitre*	Milwaukee	June 29, 2011	Cash considerations
Nick Swisher-d	Chicago (AL)	November 13, 2008	INF Wilson Betemit
			RHP Jeff Marquez
			OF Jhonny Nunez
Kevin Whelan-e	Detroit	November 12, 2006	OF Gary Sheffield

a – Acquired from Detroit in a three-team, seven-player deal in which the Yankees sent LHP Phil Coke and OF Austin Jackson to Detroit and RHP Ian Kennedy to Arizona.
b – Acquired from Atlanta along with RHP Javier Vazquez in exchange for OF Melky Cabrera, LHP Mike Dunn and RHP Arodys Vizcaino.
c – Acquired from Pittsburgh along with Xavier Nady.
d – Acquired from Chicago-AL along with RHP Kanekoa Texeira.
e – Acquired from Detroit along with RHPs Humberto Sanchez and Anthony Claggett.

2011 Support Staff

Gene Monahan	Head Athletic Trainer
Steve Donohue	Assistant Athletic Trainer
Dr. Christopher Ahmad	Team Physician
Dana Cavalea	Strength and Conditioning Coordinator
Charlie Wonsowicz	Advance Scout/Head Video Coordinator
Roman Rodriguez	Bullpen Catcher
Rob Cucuzza	Equipment Manager
Lou Cucuzza, Jr.	Clubhouse Manager
Lou Cucuzza, Sr.	Assistant Visiting Clubhouse Manager
Doug Cecil	Massage Therapist
Anthony Flynn	Major League Video Coordinator
Brett Weber	Baseball Operations/Coaching Assistant

Clubhouse Assistants: Cesar Caceras, Chris Cruz, Michael Fosina, Joe Lee, Chris Manzione, Jake Ryan

A Big League Hit For Over 150 Years

- Strength
- Stability
- Service

The NYCB Family of Banks has been helping customers win almost as far back as the game itself. Today, we continue our rich tradition of banking strength, stability and service in even **>more®** ways and in **>more®** places with the products and services that keep you scoring big.

call **1-800-430-5721** or visit **www.NYCBfamily.com**

The NYCB Family of Banks™

Member FDIC
NEW YORK COMMUNITY BANK®

Member FDIC
NEW YORK COMMERCIAL BANK®

Queens County Savings Bank • Roslyn Savings Bank • Richmond County Savings Bank • Roosevelt Savings Bank
Garden State Community Bank • Ohio Savings Bank • AmTrust Bank are Divisions of New York Community Bank — Member FDIC
Atlantic Bank is a Division of New York Commercial Bank — Member FDIC

© 2011 New York Community Bancorp, Inc. All rights reserved.

38 LUIS AYALA

RIGHT-HANDED PITCHER • 6-2 • 190 • B/T: RIGHT/RIGHT • OPENING DAY AGE: 32

BIRTHDATE
January 12, 1978

BIRTHPLACE
Los Mochis, Mexico

RESIDES
Santa Monica, Calif.

M.L. SERVICE
7 years, 121 days

STATUS

- Signed as by the Yankees as a minor league free agent on February 10, 2011…signed through the 2011 season.

POSTSEASON NOTES

- Will be making his postseason debut.

CAREER NOTES

- Over parts of seven Major League seasons, has appeared in games with Montreal (2003-04), Washington (2005-08), New York-NL (2008), Minnesota (2009), Florida (2009) and the Yankees (2011).

2011

- Was 2-2 with a 2.09 ERA in 52 relief appearances with the Yankees in 2011…his ERA ranked seventh among AL relievers…opponents batted .256 (51-for-199, 5HR); LH .250 (26-for-104, 3HR), RH .263 (25-for-95, 2HR)…retired 32-of-52 first batters faced (61.5%)…prevented 24-of-36 inherited runners from scoring (66.7%)…appeared in consecutive games nine times and three straight games once…the Yankees were 24-28 in games he appeared in.
- Had 18 relief outings of more than 1.0IP (34.6%)…held opponents scoreless in 42 of his appearances.
- Ranked fourth on the Yankees with 52 appearances, trailing only David Robertson (70), Boone Logan (64) and Mariano Rivera (64).
- Made his sixth career Opening Day roster, first with the Yankees…made his Yankees debut in 4/2 win vs. Detroit, allowing 3H and 2ER in 2.0IP (1K, 1HR)…over his next 36 appearances from 4/5-8/20, posted a 0.92 ERA (39.0IP, 38H, 5R, 4ER, 14BB, 27K), marking the lowest ERA of any Major League pitcher with at least 10.0IP over the span.
- Appeared in three games (5.0IP, 6H, 2ER, 2BB, 2K, 1HR) before being placed on the 15-day disabled list with a right shoulder strain…was on the D.L. from 4/13-5/11, missing 24 team games…made three rehab relief appearances with Triple-A Scranton/Wilkes-Barre from 5/2-8, allowing 6H and 1ER in 5.0IP (0BB, 7K).
- Earned the win on 5/22 vs. the Mets—his first since 4/7/09 w/ Minnesota vs. Seattle—after tossing 1.1 perfect innings (1K).
- Made his third appearance in as many days on 9/9 at LA Angels, allowing 1H in 0.1IP (1HP), including the game-winning sacrifice fly in the ninth inning.

BESTS & STREAKS

2011 Highs and Streaks

Low hit CG	--
IP (start)	--
IP (relief)	2.0 - 7 times Last: vs. OAK, 8/25/11
Hits	3 - 7 times Last: vs. OAK, 8/25/11
Runs	3 - 2 times Last: at TB, 9/28/11
BB	2 - at BOS, 8/6/11
SO	3 - vs. LAA, 8/10/11
HR	1 - 5 times Last: at TB, 9/28/11
Winning Streak	1g - 2 times Last: 9/21/11
Losing Streak	2g - 5/27-7/3/11

Career Highs and Streaks

Low hit CG	--
IP (start)	--
IP (relief)	3.0 - at CWS, 5/20/09
Hits	5 - 2 times Last: vs. NYM, 5/1/09
Runs	4 - 4 times Last: at WAS, 8/6/09
BB	2 - 12 times Last: at BOS, 8/6/11
SO	5 - at PHI, 8/29/04
HR	2 - 4 times Last: vs. FLA, 5/11/08
Winning Streak	4g - 2 times Last: 5/31-6/10/05
Losing Streak	7g - 5/8-8/10/08

LUIS AYALA

- Allowed a season-high-tying 3ER in 9/28 season finale loss at Tampa Bay (1.0IP, 2H, 1BB, 1K, 1HR).
- Had a 1.36 ERA (53.0IP, 46H, 8ER, 19BB, 37K, 3HR) in his 50 games excluding his first and last appearances of the season (4/2, 2.0IP, 2ER; and 9/28, 1.0IP, 3ER).
- Made a team-high 11 spring training relief appearances with the Yankees, recording three saves and a 0.79 ERA (11.1IP, 1ER, 9H, 0BB, 9K)…was signed to a Major League contract and selected to the Yankees' 25-man roster on 3/30.

Ayala's Career Pitching Record

Year	Club	W	L	ERA	G	GS	CG	SHO	SV	IP	H	R	ER	HR	HP	BB	SO	WP	BK
1997	Saraperos de Saltillo	7	5	4.62	37	2	0	0	0	62.1	76	37	32	3	3	21	30	2	1
1998	Saraperos de Saltillo	7	8	5.62	47	4	0	0	7	83.1	105	52	52	2	4	45	29	3	0
1999	Saraperos de Saltillo	7	3	1.71	61	0	0	0	41	79.0	54	17	15	1	3	22	28	3	0
2000	Saraperos de Saltillo	5	3	2.76	55	0	0	0	25	65.1	69	22	20	4	3	13	38	1	0
2001	Salem Avalanche	0	1	4.05	13	0	0	0	7	13.1	19	10	6	0	2	5	10	2	1
	Saraperos de Saltillo	1	2	2.03	33	0	0	0	21	40.0	34	11	9	2	0	11	34	0	0
2002	Saraperos de Saltillo - a	3	5	1.68	49	0	0	0	23	53.2	43	16	10	2	7	15	43	0	0
	Ottawa - b	0	0	3.52	6	0	0	0	0	7.2	7	3	3	1	0	4	6	0	0
2003	GCL Expos	0	0	0.00	2	2	0	0	0	3.2	2	0	0	0	0	2	2	0	0
	MONTREAL - c	10	3	2.92	65	0	0	0	5	71.0	65	27	23	8	5	13	46	1	0
2004	MONTREAL	6	12	2.69	81	0	0	0	2	90.1	92	30	27	6	5	15	63	3	1
2005	WASHINGTON - d	8	7	2.66	68	0	0	0	1	71.0	75	23	21	7	6	14	40	0	0
2006								Did Not Play - e											
2007	Potomac - f	0	0	0.00	3	1	0	0	0	2.2	1	0	0	0	0	1	1	0	0
	Columbus	0	0	1.29	5	0	0	0	0	7.0	4	1	1	1	1	2	5	0	1
	WASHINGTON	2	2	3.19	44	0	0	0	1	42.1	43	16	15	5	1	12	28	1	0
2008	WASHINGTON	1	8	5.77	62	0	0	0	0	57.2	63	41	37	6	4	22	36	1	0
	NEW YORK-NL - i	1	2	5.50	19	0	0	0	9	18.0	23	12	11	3	0	2	14	0	0
2009	MINNESOTA - h	1	2	4.18	28	0	0	0	0	32.1	38	18	15	4	3	8	21	0	0
	New Orleans - i	0	0	0.00	9	0	0	0	4	10.0	4	0	0	0	0	3	10	0	0
	FLORIDA	0	3	11.74	10	0	0	0	0	7.2	12	10	10	1	1	6	7	0	0
2010	Albuquerque - j	1	3	4.50	14	0	0	0	4	14.0	14	8	7	1	1	7	10	1	0
	Reno Aces - k	0	6	7.86	18	0	0	0	0	26.1	38	23	23	1	3	11	17	0	0
	Colorado Springs - L	1	1	4.91	4	0	0	0	0	7.1	8	4	4	2	0	0	4	1	0
2011	Scranton/WB - m	0	0	1.80	3	0	0	0	0	5.0	6	1	1	0	0	0	7	0	0
	YANKEES - n	2	2	2.09	52	0	0	0	0	56.0	51	17	13	5	6	20	39	2	1
Mexican League Totals		**30**	**26**	**3.24**	**282**	**6**	**0**	**0**	**117**	**383.2**	**381**	**155**	**138**	**14**	**20**	**127**	**202**	**9**	**1**
Minor League Totals		**2**	**11**	**4.30**	**77**	**3**	**0**	**0**	**15**	**97.0**	**103**	**50**	**45**	**6**	**7**	**35**	**72**	**4**	**2**
AL Totals		**3**	**4**	**2.85**	**80**	**0**	**0**	**0**	**0**	**88.1**	**89**	**35**	**28**	**9**	**9**	**28**	**60**	**2**	**1**
NL Totals		**28**	**37**	**3.62**	**349**	**0**	**0**	**0**	**18**	**358.0**	**373**	**159**	**144**	**36**	**22**	**84**	**234**	**6**	**1**
Major League Totals		**31**	**41**	**3.47**	**429**	**0**	**0**	**0**	**18**	**446.1**	**462**	**194**	**172**	**45**	**31**	**112**	**294**	**8**	**2**

a - Signed to a Minor League with the Arizona Diamondbacks on October 23, 2002.
b - Selected by the Montreal Expos in the Rule 5 Draft on December 16, 2002.
c - Placed on the 15-day disabled list from June 25 - July 21, 2003 with inflammation of the right shoulder.
d - Signed by the Washington Nationals on February 25, 2005
e - Placed on the 15-day disabled list on March 26, 2006 for right elbow surgery…transferred to the 60-day disabled list from March 28 - October 9, 2006.
f - Placed on the 15-day disabled list on March 28, 2007 to recover from right elbow surgery…transferred to the 60-day disabled list from March 18 - June 20, 2007.
g - Acquired by the New York Mets from the Washington Nationals on August 17, 2008 in exchange for 2B Anderson Hernandez
h - Signed by the Minnesota Twins as a free agent on February 18, 2009.
i - Signed by the Florida Marlins as a minor league free agent on July 2, 2009.
j - Signed with the Los Angeles Dodgers as a minor league free agent on December 17, 2009.
k - Signed with the Arizona Diamondbacks as a minor league free agent on May 20, 2010.
L - Signed with the Colordo Rockies as a minor league free agent on August 27, 2010.
m - Signed with the New York Yankees as a minor league free agent on February 9, 2011.
n - Placed on the 15-day disabled list from April 13 - May 10, 2011 with a right shoulder strain.

Ayala's World Baseball Classic Record

Year	Club	W	L	ERA	G	GS	CG	SHO	SV	IP	H	R	ER	HR	HP	BB	SO	WP	BK
2006	Mexico, USA	0	0	6.75	3	0	0	0	0	1.1	2	1	1	0	0	2	0	0	0
2009	Mexico, Mexico	0	0	10.80	4	0	0	0	0	3.1	7	4	4	2	0	0	2	0	0
WBC Totals		**0**	**0**	**10.71**	**7**	**0**	**0**	**0**	**0**	**4.2**	**9**	**5**	**5**	**2**	**0**	**2**	**2**	**0**	**0**

Ayala's Career Fielding Record

	PCT	G	PO	A	E	TC	DP
Pitcher	.992	429	33	93	1	127	8

34 A.J. BURNETT

RIGHT-HANDED PITCHER • 6-4 • 230 • B/T: RIGHT/RIGHT • OPENING DAY AGE: 34

BIRTHDATE
January 3, 1977

BIRTHPLACE
North Little Rock, Ark.

RESIDES
Monkton, Md.

M.L. SERVICE
12 years, 38 days

CAREER HIGHLIGHTS
No-hitter
- 5/12/01 at San Diego

STATUS

- Signed as a free agent by the Yankees to a five-year contract on December 18, 2008…contract extends through the 2013 season.

POSTSEASON NOTES

- Owns a 1-2 record with a 5.67 ERA (33.1IP, 21ER) in six career postseason starts…made one postseason start for the Yankees in 2010, recording the loss in game 4 of the ALCS vs. the Texas Rangers (6.0IP, 6H, 5ER, 3BB, 4K, 1HR, 1WP, 1HP)…made his postseason debut in 2009, going 1-1 with a 5.27 ERA in five starts for the World Champion Yankees…did not draw a decision in his first career postseason start in ALDS Game 2 vs. Minnesota on 10/9/09 (6.0IP, 3H, 1ER, 5BB, 6K, 2HP)…marked the fewest hits allowed by a Yankee making his first career postseason start since Orlando Hernandez (7.0IP, 3H) in ALCS Game 4 at Cleveland on 10/10/98…earned the win in his first World Series start on 10/29/09 in Game 2, limiting the Phillies to 1ER on 4H in 7/0IP (2BB, 9K)…according to the *Elias Sports Bureau*, entered the 2009 playoffs tied with Brian Moehler for the fourth-most regular season starts among active pitchers without appearing in the postseason.

BESTS & STREAKS

2011 Highs and Streaks

Low hit CG	--
IP (start)	8.0 - 2 times Last: vs. BAL, 7/29/11
IP (relief)	0.1 - at TB, 9/28/11
Hits	13 - at CWS, 8/3/11
Runs	9 - at BAL, 8/26/11
BB	6 - at TB, 7/18/11
SO	11 - at SEA, 9/13/11
HR	3 - at TB, 5/16/11
Winning Streak	3g - 4/2/11-4/13/11
Losing Streak	3g - 7/4-7/29/11

Career Highs and Streaks

Low hit CG	0 - at SD, 5/12/01
IP (start)	9.0 - 16 times Last: vs. BAL, 5/16/07
IP (relief)	2.0 - at PHI, 10/3/04
Hits	13 - at CWS, 8/3/11
Runs	9 - 4 times Last: at BAL, 8/26/11
BB	9 - at SD, 5/12/01
SO	14 - 2 times Last: vs. MIL, 7/6/05
HR	3 - 9 times Last: at TB, 5/16/11
Winning Streak	7g - 7/19-8/19/05
Losing Streak	7g - 8/24/05-4/15/06

CAREER NOTES

- Since joining the American League with Toronto in 2006, owns a 72-61 record with 1038K, ranking fourth in the AL in strikeouts and K/9.0IP ratio (8.44) and tying for 10th in the AL in wins over the stretch.
- Over the previous decade (2000-09), tied for seventh in the Majors in shutouts (nine) and ranked ninth in lowest opponent's average (.236).

2011

- Was 11-11 with a 5.15 ERA (190.1IP, 109ER) in 33 appearances (32GS) with the Yankees…set career-highs in home runs allowed (31) and wild pitches (25) and tied a career-high with 109ER allowed…recorded 9HP, after leading the Majors with 19HP in 2010…opponents batted .260 (190-for-731, 31HR); LHH .256 (98-for-383, 13HR); RHH .264 (92-for-348, 18HR)…the Yankees were 16-16 in his starts this season and are 50-48 in his starts since he joined the team in 2009.
- Opponents collected just 24H in 115 at-bats vs. Burnett with two outs and runners on base this season…39 of those outs were recorded via strikeout.
- Ranked first in the Majors with 25 wild pitches and owns a Major League-high 58 wild pitches since joining the Yankees in 2009…his 25 wild pitches this year marked the most in a single season since the start of the 2000s and the fifth most since 1900…according to *Elias*, Burnett (2009-11) and Jose Contreras (2004-06) are the only Major League pitchers in the last 30 years to throw at least 15 wild pitches in each of three straight seasons…his 58 wild pitches over the last three seasons are the most for any Major League pitcher over a three-season span since Tony Cloninger threw 62 wild pitches from 1964 through 1966.

- Made 32 starts, snapping a streak of three consecutive seasons (2008-10) in which he made at least 33 starts…was previously one of just 11 Major Leaguers and four American League hurlers (also Justin Verlander, James Shields and Mark Buehrle) to collect as many starts in each of three consecutive campaigns.
- Went 8-7 with a 4.15 ERA (119.1IP, 55ER) in 19 starts prior to the All-Star Game this season…following the break, went 3-4 with a 6.88 ERA (70.2IP, 54ER)…since joining the Yankees in 2009, has not recorded a winning record following the break, combining to go 11-17 with a 5.57 ERA (249.0IP, 154ER) in 44 starts…recorded a losing mark in the second half of the year in just two of his prior 10 seasons (all w/ Florida), going 6-7 with a 4.89 ERA in 2001 and 3-7 with a 4.79 ERA in 2000 (had his season cut short in 2003 after undergoing Tommy John surgery on 4/29).

BURNETT'S 2011 PITCHING LINES

Date/Opp	Score	W/L	IP	H	R	ER	HR	BB	K	NP/K	ERA	Left game…
4/2 vs. DET	10-6	W	5.0	5	3	3	1	1	6	86/58	5.40	Leading 9-3
4/7 vs. MIN*	4-3	W	6.0	5	2	2	0	2	5	99/61	4.09	Leading 4-2
4/13 vs. BAL*	7-4	W	6.1	7	4	4	2	2	5	112/69	4.67	Leading 7-4
4/19 at TOR	5-6	ND	5.1	6	3	2	1	5	6	105/62	4.37	Leading 4-3
4/25 vs. CWS	0-2	L	**8.0**	3	1	1	0	2	2	108/67	3.52	Trailing 1-0
4/30 vs. TOR*	5-4	W	6.0	9	4	4	1	0	4	82/50	3.93	Leading 5-4
5/5 at DET*	3-6	L	7.0	3	5	2	0	1	5	113/73	3.71	Trailing 6-2
5/11 vs. KC	3-4 (11)	ND	7.0	1	1	1	1	5	6	115/72	3.38	Leading 2-1
5/16 at TB*	5-6	L	5.2	8	6	6	**3**	1	3	89/58	3.99	Trailing 6-5
5/21 vs. NYM*	7-3	W	6.1	6	3	3	0	3	4	100/60	4.02	Leading 6-3
5/27 at SEA	3-4	ND	5.0	4	2	2	0	5	6	97/60	3.99	Leading 3-2
6/1 at OAK	4-2	W	7.0	3	2	2	1	3	5	103/59	3.86	Leading 4-2
6/8 vs. BOS*	6-11	L	5.2	7	8	7	1	4	3	105/62	4.37	Trailing 7-4
6/13 vs. CLE	0-1	L	7.2	5	1	1	0	1	8	112/72	4.09	Trailing 1-0
6/18 at CHC*	4-3	W	5.1	4	2	2	1	3	8	104/59	4.05	Leading 3-2
6/24 vs. COL*	2-4	L	6.1	7	4	4	2	5	5	105/58	4.15	Trailing 4-2
6/29 vs. MIL	5-2	W	7.0	7	2	2	0	2	4	102/64	4.05	Leading 5-2
7/4 at CLE*	3-6	L	7.0	4	4	4	1	4	6	115/69	4.12	Trailing 4-2
7/9 vs. TB*	5-4	ND	5.2	3	3	3	2	3	9	89/51	4.15	Leading 4-3
7/18 at TB	5-4	ND	5.1	8	4	4	0	**6**	4	110/59	4.19	Trailing 4-2
7/23 vs. OAK	3-4	L	5.2	6	3	3	1	3	6	100/59	4.21	Trailing 2-1
7/29 vs. BAL*	2-4	L	**8.0**	5	4	4	2	2	**10**	114/72	4.23	Trailing 4-1
8/3 at CWS	18-7	ND	4.1	**13**	7	7	1	0	3	85/59	4.54	Leading 13-7
8/9 vs. LAA*	4-6	ND	6.0	7	4	4	1	3	6	105/66	4.66	Trailing 4-1
8/15 at KC	7-4	W	5.2	10	3	3	0	1	2	88/63	4.61	Leading 5-3
8/20 at MIN	4-9	L	1.2	5	7	7	1	3	1	61/31	4.96	Trailing 4-0
8/26 at BAL	5-12	L	5.0	9	**9**	**9**	2	2	5	**116**/71	5.31	Trailing 9-1
9/1 at BOS*	4-2	ND	5.1	5	2	2	1	2	4	96/54	5.25	Trailing 2-1
9/7 vs. BAL	4-5	ND	6.0	7	4	4	1	4	7	108/65	5.27	Tied 4-4
9/13 at SEA	3-2	W	6.0	4	2	2	0	2	11	103/63	5.20	Leading 3-2
9/19 vs. MIN*	6-4	ND	4.0	9	4	4	2	1	8	85/57	5.28	Leading 5-3
9/25 vs. BOS	6-2	W	7.2	5	2	2	2	2	6	106/64	5.16	Leading 6-2
9/28 at TB	*7-8*	*ND*	*0.1*	*0*	*0*	*0*	*0*	*0*	*0*	*5/3*	*5.15*	*Leading 7-0*
Totals	**11-11**		**190.1**	**190**	**115**	**109**	**31**	**83**	**173**		**5.15**	

(*) Denotes start following a team loss **Bold** = season highs *Italic*=relief appearance

- Allowed 5HR with a 3-2 count this season, tying Los Angeles-NL's Hiroki Kuroda for the most such home runs allowed in 2011.
- Won his first three starts this season for the first time in his career and started a season with a 3-0 record for the third consecutive year.
- Began the year by allowing 4ER or less in each of his first eight starts, marking his longest streak, to begin a season, in which he did not allow more than 4ER in a start since 2005 (w/ Florida) when he accomplished the feat in 12 consecutive games.
- With his loss on 4/25 vs. Chicago-AL, snapped a stretch of 14 undefeated April starts as a Yankee (2009-11), going 8-0 with a 4.00 ERA (87.2IP, 39ER) over the span…according to *Elias*, the loss also ended Burnett's eight-game April winning streak, previously the longest active streak in the majors.
- Appeared in the 15th inning of the Yankees' 4-1 win at Baltimore on 5/18 as a pinch runner at first base for Chris Dickerson…marked the first time a Yankees pitcher served as a pinch runner since Jaret Wright ran for Jason Giambi in the ninth inning on 7/22/06 in a 5-4 win at Toronto.
- Earned the victory in each of his two road starts on 6/1 at Oakland and 6/18 at Chicago-NL, earning consecutive road victories for the first time since 7/7 and 7/28/10 (Oakland/Cleveland)…was previously winless in his prior 11 starts on the road (since 8/10/10), going 0-5 with a 5.64 ERA (60.2IP, 38ER) over the stretch…no other Major League starter failed to record at least one victory on the road during that span (min.: 60.0IP) and only one, Minnesota's Carl Pavano, yielded a higher ERA (6.55)…the Yankees went 1-10 during the losing streak, recording their lone win on 9/17/10 at Baltimore, rallying for 3R in the top of the ninth for a 4-3 come-from-behind victory.
- Did not record a fly ball out in his start on 6/18 at Chicago-NL, accomplishing the feat for the first time in six years…last did it while with the Marlins in 2005 (credit – *Elias*).
- Struck out four batters in the sixth inning of his start on 6/24 vs. Colorado, becoming the first Yankee in franchise history to do so…accomplished the feat for the second time in his career (also 4K in the first inning on 7/5/02 w/ Florida vs. New York-NL)…became just the second pitcher in Baseball history to accomplish the feat on more

than one occasion, joining Chuck Finley, who did it three times (4/16/00 w/ Cleveland vs. Texas, 8/15/99 w/ Anaheim at Detroit and 5/12/99 w/ Anaheim at the Yankees).

- Allowed three doubles to right-handed batters in his start on 7/18 at Tampa Bay…prior to that start, had allowed just five extra-base hits total to righties over his previous 13 outings of the year – all home runs (credit – *Elias*).
- Gave up 5H in his start on 7/29 vs. Baltimore, all extra-base hits…became the second Yankees pitcher in the live ball era (since 1920) to toss at least 8.0IP and allow at least 5H - all of which went for extra-bases: also Catfish Hunter on 6/24/77 vs. Boston (8.2IP, 5H – 2 doubles and 3HR).
- Ended the month of August this season going 1-2 with a 11.91 ERA (22.2IP, 30ER) in five starts…has not recorded a winning record during the month since joining the Yankees in 2009…with the victory in his start on 8/15 at Kansas City, earned his first win in August since 2008, snapping a 14-start winless stretch (since 8/29/08 w/ Toronto)…went 0-9 with a 6.72 ERA (85.2IP, 64ER) during the stretch, including going 0-4 in each of his prior two August months while with the Yankees (2009-10)…according to *Elias*, Burnett and Kansas City's Luke Hochevar (2008-09) are the only pitchers since Catfish Hunter (1969-70) to go 0-4 or worse in two consecutive seasons during the month of August…*Elias* also notes that Burnett was the first pitcher in Yankees franchise history to have gone winless in his first 13 starts in August, going 0-8 with a 7.18 ERA during the stretch since joining the team in 2009.
- According to Elias, with his start on 9/13 at Seattle, Burnett became the third Yankees pitcher in the last 90 years to record 2WP and 2HP in the same game…joined Jim Bouton (1965) and Scott Kamieniecki (1992) as the only franchise pitchers, over that time span, to accomplish the feat…the start also marked Burnett's 10th win of the year, recording his seventh consecutive season (2005-11) of 10-or-more wins and ninth such season of his career (also 2001-02).
- Made his only relief appearance of the season in his last outing on 9/28 at Tampa Bay, retiring his only batter faced…marked his fifth career relief appearance and first since 4/16/08 (w/ Toronto) vs. Texas.
- Made four official spring training starts, going 1-1 with a 2.77 ERA (13.0IP, 4ER)…struck out 11 batters without issuing a walk.

MOST WILD PITCHES IN A SEASON, SINCE 1900

1. Red Ames, NYG 30, 1905
2. Tony Cloninger, ATL 27, 1966
3. Larry Cheney, CHC 26, 1914
   Juan Guzman, TOR 26, 1993
5. **A.J. BURNETT, NYY 25, 2011**

Credit: *Elias Sports Bureau*

SINCE 2006 WHEN BURNETT JOINED THE AL MOST STRIKEOUTS IN AL

1. Justin Verlander 1,208
2. Felix Hernandez 1,187
3. CC SABATHIA 1,128
4. **A.J. BURNETT 1,038**
5. James Shields 1,027

HIGHEST K/9.0IP IN AL (min. 600.0IP)

1. Erik Bedard 9.10
2. Francisco Liriano 8.81
3. Scott Kazmir 8.72
4. **A.J. BURNETT 8.44**
5. Jon Lester 8.40

Burnett's Career Pitching Record

Year	Club	W	L	ERA	G	GS	CG	SHO	SV	IP	H	R	ER	HR	HP	BB	SO	WP	BK
1995	GCL Mets	2	3	4.28	9	8	1	0	0	33.2	27	16	16	2	2	23	26	7	4
1996	Kingsport	4	0	3.88	12	12	0	0	0	58.0	31	26	25	0	7	54	68	16	3
1997	GCL Mets	0	1	3.18	3	2	0	0	0	11.1	8	8	4	0	2	8	15	3	0
	Pittsfield	3	1	4.70	9	9	0	0	0	44.0	28	26	23	3	6	35	48	9	0
1998	Kane County - a	10	4	1.97	20	20	0	0	0	119.0	74	27	26	3	8	45	186	6	2
1999	Portland	6	12	5.52	26	23	0	0	0	120.2	132	91	74	15	5	71	121	16	2
	FLORIDA	4	2	3.48	7	7	0	0	0	41.1	37	23	16	3	0	25	33	0	0
2000	Brevard County	0	0	3.68	2	2	0	0	0	7.1	4	3	3	0	0	6	6	0	2
	Calgary	0	0	0.00	1	1	0	0	0	5.0	0	0	0	0	0	3	6	2	0
	FLORIDA - b	3	7	4.79	13	13	0	0	0	82.2	80	46	44	8	2	44	57	2	0
2001	FLORIDA - c	11	12	4.05	27	27	2	1	0	173.1	145	82	78	20	7	83	128	7	1
	Brevard County	0	0	1.93	2	2	0	0	0	9.1	4	2	2	0	0	4	10	0	0
2002	FLORIDA - d	12	9	3.30	31	29	7	5	0	204.1	153	84	75	12	9	90	203	14	0
2003	FLORIDA - e,f	0	2	4.70	4	4	0	0	0	23.0	18	13	12	2	2	18	21	2	0
2004	Jupiter	0	0	0.00	1	1	0	0	0	4.0	2	1	0	0	0	2	4	2	0
	Albuquerque	0	0	10.80	1	1	0	0	0	3.1	7	4	4	1	1	2	6	1	0
	FLORIDA - g	7	6	3.68	20	19	1	0	0	120.0	102	50	49	9	4	38	113	7	0
2005	FLORIDA - h	12	12	3.44	32	32	4	2	0	209.0	184	97	80	12	7	79	198	12	0
2006	Dunedin	0	0	3.38	2	2	0	0	0	8.0	9	3	3	0	1	2	6	0	0
	New Hampshire	1	0	1.50	1	1	0	0	0	6.0	2	2	1	1	0	3	9	0	0
	Syracuse	1	0	0.00	1	1	0	0	0	5.0	0	0	0	0	1	1	7	1	0
	TORONTO - i, j	10	8	3.98	21	21	2	1	0	135.2	138	67	60	14	8	39	118	6	1
2007	Syracuse	0	0	1.80	1	1	0	0	0	5.0	3	1	1	0	0	1	7	0	0
	TORONTO - k, l	10	8	3.75	25	25	2	0	0	165.2	131	74	69	23	12	66	176	5	0
2008	TORONTO - m	18	10	4.07	35	34	1	0	0	221.1	211	109	100	19	9	86	231	11	2
2009	YANKEES	13	9	4.04	33	33	1	0	0	207.0	193	99	93	25	10	97	195	17	1
2010	YANKEES	10	15	5.26	33	33	1	0	0	186.2	204	118	109	25	19	78	145	16	0
2011	YANKEES	11	11	5.15	33	32	0	0	0	190.1	190	115	109	31	9	83	173	25	0
Minor League Totals		**27**	**21**	**3.73**	**91**	**86**	**1**	**0**	**0**	**439.2**	**331**	**210**	**182**	**25**	**33**	**260**	**525**	**63**	**13**
AL Totals		**72**	**61**	**4.39**	**180**	**179**	**7**	**1**	**0**	**1106.2**	**1067**	**582**	**540**	**137**	**67**	**449**	**1038**	**80**	**4**
NL Totals		**49**	**50**	**3.73**	**134**	**131**	**14**	**8**	**0**	**853.2**	**719**	**395**	**354**	**66**	**31**	**377**	**753**	**44**	**1**
Major League Totals		**121**	**111**	**4.10**	**314**	**309**	**21**	**9**	**0**	**1960.1**	**1786**	**977**	**894**	**203**	**98**	**826**	**1791**	**124**	**5**
NYY Total		**34**	**35**	**4.79**	**99**	**98**	**2**	**0**	**0**	**584.0**	**587**	**332**	**311**	**81**	**38**	**258**	**513**	**58**	**1**

Selected by the Mets in the eighth round of the 1995 First-Year Player Draft.

A.J. BURNETT

a – Acquired by the Florida Marlins along with LHP Jesus Sanchez, RHP Brandon Villafuerte and a player to be named later (OF Cesar Crespo) in exchange for LHP Al Leiter and INF Ralph Milliard on February 6, 1998.
b – Placed on the 15-day disabled list from March 17 – July 20, 2000 with a ruptured ulnar collateral ligament in his right thumb.
c – Placed on the 15-day disabled list from March 23 – May 7, 2001 with a stress fracture to the fifth metatarsal in his right foot.
d – Placed on the 15-day disabled list from August 19 – September 14, 2002 with a right acute bone bruise.
e – Placed on the 15-day disabled list from March 21 –April 9, 2003 with a sore right elbow.
f – Placed on the 15-day disabled list on April 26, 2003 with a sore right elbow… was transferred to the 60-day disabled list on May 6, 2003 and reinstated on November 19, 2003.
g – Placed on the 15-day disabled list on April 3, 2004 with a sore right elbow… was transferred to the 60-day disabled list on June 2, 2004 and reinstated on June 3, 2004.
h – Signed by Toronto as a free agent on December 6, 2005.
i – Placed on the 15-day disabled list from April 1-14, 2006 with a sore right elbow.
j – Placed on the 15-day disabled list on April 22, 2006 with a sore right elbow… was transferred to the 60-day disabled list on May 29, 2006 and reinstated on June 21, 2006.
k – Placed on the 15-day disabled list from June 13-27, 2007 with a right shoulder strain.
l – Placed on the 15-day disabled list from June 29 – August 28, 2007 with a right shoulder strain.
m – Signed by the Yankees as a free agent on December 18, 2008.

Burnett's Division Series Record

Year	Club vs. Opp.	W	L	ERA	G	GS	CG	SHO	SV	IP	H	R	ER	HR	HP	BB	SO	WP	BK
2009	NYY vs. MIN	0	0	1.50	1	1	0	0	0	6.0	3	1	1	0	2	5	6	0	0
2010	NYY vs. MIN	On Roster - Did Not Appear																	
Division Series Totals		**0**	**0**	**1.50**	**1**	**1**	**0**	**0**	**0**	**6.0**	**3**	**1**	**1**	**0**	**2**	**5**	**6**	**0**	**0**

Burnett's League Championship Series Record

Year	Club vs. Opp.	W	L	ERA	G	GS	CG	SHO	SV	IP	H	R	ER	HR	HP	BB	SO	WP	BK
2009	NYY vs. LAA	0	0	5.84	2	2	0	0	0	12.1	11	8	8	0	2	5	7	2	0
2010	NYY vs. TEX	0	1	7.50	1	1	0	0	0	6.0	6	5	5	1	1	3	4	1	0
LCS Totals		**0**	**1**	**6.38**	**3**	**3**	**0**	**0**	**0**	**18.1**	**17**	**13**	**13**	**1**	**3**	**8**	**11**	**3**	**0**

Burnett's World Series Record

Year	Club vs. Opp.	W	L	ERA	G	GS	CG	SHO	SV	IP	H	R	ER	HR	HP	BB	SO	WP	BK
2009	NYY vs. PHI	1	1	7.00	2	2	0	0	0	9.0	8	7	7	1	1	6	11	0	0
World Series Totals		**1**	**1**	**7.00**	**2**	**2**	**0**	**0**	**0**	**9.0**	**8**	**7**	**7**	**1**	**1**	**6**	**11**	**0**	**0**
POSTSEASON TOTALS		**1**	**2**	**5.67**	**6**	**6**	**0**	**0**	**0**	**33.1**	**28**	**21**	**21**	**2**	**6**	**19**	**28**	**3**	**0**

Burnett's Career Fielding Record

Position	PCT	G	PO	A	E	TC	DP
Pitcher	.918	314	116	218	32	366	13

24 ROBINSON CANO

SECOND BASEMAN • 6-0 • 205 • B/T: LEFT/RIGHT • OPENING DAY AGE: 28

BIRTHDATE
October 22, 1982

BIRTHPLACE
San Pedro de Macoris, D.R.

RESIDES
San Pedro de Macoris, D.R.

M.L. SERVICE
6 years, 153 days

CAREER HIGHLIGHTS

A.L. All-Star Team
- 2006, 2010, 2011

A.L. Gold Glove
- 2010

A.L. Silver Slugger
- 2006, 2010

MLB All-Star Futures Game
- 2003, 2004

STATUS

- Signed as a non-drafted free agent on January 5, 2001…signed a four-year contract with two one-year club options on February 7, 2008…the contract extends through 2011 with options for 2012 and 2013.

POSTSEASON NOTES

- Hit .343 (12-for-35) with 8R, 4HR and 6RBI in nine postseason games in 2010, leading the team in runs, hits and HR and tying for most RBI…hit all 4HR in the ALCS vs. Texas, becoming the first Yankee to hit 4HR in a single ALCS and fifth to do so in a single postseason series (also Reggie Jackson-5HR in 1977 WS, Hank Bauer-4HR in 1958 WS, Lou Gehrig-4HR in 1928 WS and Babe Ruth-4HR in 1926 WS).
- Reached base in 11 of his 15 postseason games in 2009, batting .193 (11-for-57) with 5R, 1 double, 2 triples, 6RBI and 4BB.
- Hit safely in three of the four 2007 ALDS games vs. Cleveland, hitting a solo HR in Games 1 and 4.
- Hit a bases-clearing double in his first career postseason at-bat in 2005 ALDS Game 1 at Los Angeles-AL.

BESTS & STREAKS

2011 Highs and Streaks

Hits	5 - vs. BAL 7/30/11
Runs	3 - 2 times Last: at BAL, 5/19/11
2B	2 - 7 times Last: at SEA, 9/12/11
3B	1 - 7 times Last: vs. MIN, 9/19/11
HR	2 - vs. TOR, 4/29/11
RBI	5 - 2 times Last: vs. OAK, 8/25/11
BB	2 - 5 times Last: vs. TB, 9/21/11
SO	3 - at LAA, 9/9/11
SB	1 - 8 times Last: at CWS, 8/2/11
Hit Streak	17g - 8/7-8/26/11

Career Highs and Streaks

Hits	5 - vs. BAL 7/30/11
Runs	4 - at BAL, 4/9/09
2B	3 - 3 times Last: at SEA, 9/19/09
3B	1 - 27 times Last: vs. MIN, 9/19/11
HR	2 - 7 times Last: vs. TOR, 4/29/11
RBI	6 - vs. SEA, 8/22/10
BB	3 - 4 times Last: at OAK, 4/20/10
SO	3 - 4 times Last: at LAA, 9/9/11
SB	1 - 28 times Last: at CWS, 8/2/11
Single Season Hit Strk	18g - 4/12-5/1/09
Hit Streak	18g - 2 times Last: 4/12-5/1/09

CAREER NOTES

- Has 1,241 hits as a second baseman since his debut on 5/3/05, most among all Major League second basemen over that span—credit: *Elias Sports Bureau*.
- With 1,107 hits from 5/3/05-5/2/11, owned the most hits by any Major League player whose primary position was second base within six years of a debut since Pete Rose had 1,111H over a similar span (credit: *Elias*)…marked the second-most hits in franchise history through any player's first six years in the Majors, trailing only Joe DiMaggio (1,183)—credit: *Elias*…with 124HR through 5/2/11, was one of just three active Major Leaguers with at least 1,100H and 100HR within six years of their debut, joining Albert Pujols (1,159, 250HR) and Todd Helton (1,119, 209HR).
- Had 182H at 2B in 2011, marking his seventh straight season of at least 150H as a second baseman to begin his career…according to the *Elias Sports Bureau*, his streak is the longest since Ryne Sandberg (10 straight, 1983-92).
- In his career, is a .296 (652-for-2,204) batter prior to the All-Star break with 324R, 144 doubles, 16 triples, 66HR and 295RBI in 566 games…in the second half, owns a .322 (611-for-1,900) career average with 289R, 142 doubles, 11 triples, 78HR and 326RBI in 487 games…since 1950, Cano's .329 (249-for-756) career average in September/October regular season games ranks ninth in the Majors (min. 300PA).

- In 69 career games when batting fourth while Alex Rodriguez is not in the starting lineup, has hit .317 (84-for-265) with 16 doubles, 14HR and 61RBI…in 169 career games in any spot in the starting lineup when Alex Rodriguez does not start, has hit .318 (214-for-673) with 48 doubles, 32HR and 127RBI.
- Is the first second baseman in Baseball history to reach 40 doubles, 25HR, 100R and 100RBI in consecutive seasons (2010-11) and just the third Yankee overall to reach the totals, joining Lou Gehrig and Don Mattingly.
- Has reached 25 doubles and 15HR in a season five times in his career (2006-07, '09-11), joining Joe Gordon (also five) as the only Yankees second basemen to reach the marks at least five times.
- Has hit the 25HR plateau three times in his career (2009-11)…joins Joe Gordon (1938-40) as the only Yankees 2B to hit at least 25HR in three consecutive seasons and is one of only five second basemen all time to accomplish the feat (also Ryne Sandberg, Alfonso Soriano and Dan Uggla).
- Has now hit at least 10HR in each of his first seven Major League seasons (2005-11), joining the Yankees' Joe Gordon as the only second basemen to accomplish the feat in Major League history (min. 50% of games at 2B, credit: ESPN Stats and Research).
- Owns seven career grand slams, including six at the current Yankee Stadium…is tied with Tony Lazzeri for most grand slams by a Yankees second baseman in franchise history.
- With 144 career HR, is one of just three Yankees second basemen to hit at least 100HR for the club, along with Tony Lazzeri-169 and Joe Gordon-153 (min. 50.0% of games played at 2B).
- Has reached 40 doubles in each of the last three seasons and five times in his career…tying Bob Meusel for the second-most 40-double seasons in franchise history, trailing only Lou Gehrig (seven)…is the first player in franchise history to reach the 30-doubles plateau in each of his first seven Major League seasons.
- Has reached the 25-doubles plateau in each of his first seven seasons, becoming just the third Yankee ever to reach the mark in each of his first seven Major League seasons (also Joe DiMaggio and Tony Lazzeri)…has reached 25 doubles and 15HR five times in his career (2006-07, '09-11), joining Joe Gordon (also five) as the only Yankees second basemen to reach the marks at least five times with the club.

CURRENT MAJOR LEAGUE SECOND BASEMEN (2007-11: in all games)

HITS
1. **ROBINSON CANO..... 943**
T2. Brandon Phillips.....849
3. Dustin Pedroia.....845
4. Dan Uggla.....739

RUNS
1. Ian Kinsler.....493
2. Dan Uggla.....482
3. Dustin Pedroia.....474
4. **ROBINSON CANO..... 473**

DOUBLES
1. **ROBINSON CANO.....211**
2. Dustin Pedroia.....202
3. Brian Roberts.....170
4. Dan Uggla.....166

HOME RUNS
1. Dan Uggla.....163
2. **ROBINSON CANO.....115**
3. Chase Utley.....113
4. Ian Kinsler.....110

RBI
1. **ROBINSON CANO..... 481**
2. Dan Uggla.....457
3. Brandon Phillips.....411
4. Chase Utley.....409

BATTING AVERAGE (min. 1,500PA)
1. Dustin Pedroia ..... .309
2. **ROBINSON CANO..... .304**
3. Omar Infante ..... .294
4. Howie Kendrick ..... .293

MOST HR IN A HR DERBY, ALL-TIME
1. Bobby Abreu .....41 in 2005
2. Josh Hamilton .....35 in 2008
T3 ROBINSON CANO..... 32 in 2011
David Ortiz ..... 32 in 2010
5. Adrian Gonzalez..... 31 in 2011

- Has 457 extra-base hits since 2005, more than any other second baseman in Baseball history through his first seven Major League seasons.
- Owns a .496 career slugging percentage, fifth-highest all-time among Major League second basemen (min. 3,000PA)—credit: Stats, LLC.
- Has played in a Major League-high 794 games at second base over the last five seasons (2007-11), tying him with Baltimore right-fielder Nick Markakis for the most games played at any single position over the last five seasons…has played more games at second base than any other left-handed batter in franchise history.
- Over the last five seasons (2007-11), has posted a .987 fielding percentage, handling a Major League-high 3,927 chances at second base over the span.
- According to the *Elias Sports Bureau*, at 619-434 (.588), has the second-highest personal winning percentage among active players (min. 1,000G), trailing only teammate Derek Jeter's .600 (1,454-970-2) mark.

2011 NOTES

- Hit .302 (188-for-623) with 104R, 46 doubles, 28HR, 118RBI and 38BB in 159 games (150 starts at 2B and 7 at DH) with the Yankees in 2011…set a career high in RBI, ranking fourth in the Majors, trailing only Matt Kemp-126, Prince Fielder-120 and Curtis Granderson-119…did not go more than two straight games without a hit…made his sixth career Opening Day roster.
- Of his 28 home runs, 11 came with two outs…12 of his home runs broke a tie game.
- Had 114RBI as a second baseman in 2011, surpassing Tony Lazzeri (113RBI in 1926) to set the Yankees all-time single-season record for RBI in games at the position.
- Was second in the Majors with 81 extra-base hits, trailing only Jacoby Ellsbury-83…is tied for the third-highest total by a Yankees left-handed batter since 1950 (Don Mattingly had 86 in both 1985 and 1986; Roger Maris had 81 in 1961).

- Batted .310 (100-for-323) on the road this season, the ninth-highest road average in the AL.
- Hit .314 (64-for-204) with 8HR and 45RBI off left-handed pitchers in 2011, marking the fifth-highest batting average among Major League left-handed hitters.
- Had a Major League-leading 91RBI with runners in scoring position, batting .318 (48-for-151) with 20 doubles, 2 triples, and 8HR in those situations.
- Hit .444 (8-for-18) with 2 doubles, 1 triple, 3HR and 27RBI with the bases loaded this season…his bases loaded RBI total marked the most in a single season in the Majors over the last three years (2009-11)…became the seventh Yankee in the last 30 years with at least three grand slams in a season (also Mattingly-six in 1987, and Posada-2001, Sierra-2004, Spencer-1998, Stanley-1993 and Rodriguez-2007 and '10—each with three)…only one player in Major League history has more grand slams in a season as a second baseman—Alexei Ramirez hit four grand slams in 2008 (Jeff Kent hit three as a 2B in 1997)—credit: *Elias*.
- Beginning on 6/10, batted .319 (125-for-392) with 16HR and 79RBI over his final 100 games played of the season (Yankees went 63-37 in those contests).
- Reached base safely (via hit, walk or HBP) in each of the Yankees' first 24 day games this season (3/31-6/22) and in 52 of the 55 day games he appeared in overall.
- Hit a team-high .330 (31-for-94) with 18R, 7 doubles, 8HR and 21RBI after batting .400 (34-for-85) with 8HR last April…according to the *Elias Sports Bureau*, became the third player to record consecutive Aprils with at least 30H and 8HR (also Vinny Castilla – 1997-98 and Alex Rodriguez – 2002-03)…with 8HR in March/April this season and 8HR in April 2010, is the only 2B over the last 50 years to homer at least eight times in March/April in consecutive seasons…became the third player in Major League history to collect at least 30H and 5HR during April in each of three consecutive years (2009-11), joining Vladimir Guerrero (four straight Aprils from 2004-07) and Matt Williams (1997-99)—credit: *Elias*.
- Hit safely in 13 straight games from 4/7-24, batting .345 (19-for-55) with 6 doubles, 3HR, 12RBI and 1SB over the stretch.
- Recorded his seventh career multi-HR game in 4/29 loss vs. Toronto, hitting two solo home runs and going 2-for-3 with 3R and 2BB.
- Failed to reach base safely (via hit, walk or HBP) in 5/3 and 5/4 losses at Detroit (0-for-4 on 5/3 and 0-for-4 on 5/4)…marked his first time going consecutive games without reaching base since 6/4-5/10 at Toronto.
- Drove in all three Yankees runs in 5/23 loss vs. Toronto with a fourth-inning sacrifice fly, sixth-inning fielder's choice and eighth-inning single, scoring Curtis Granderson each time…according to *Elias*, marked the first time in franchise history that the Yankees scored at least three runs with one player scoring all of the runs and another accounting for an RBI on each.
- Recorded his 400th career extra-base hit with a two-run HR in 5/31 win at Oakland, reaching the milestone in his 946th game…in franchise history, only five players who made their Major League debuts for the Yankees accumulated 400 extra-base hits for the team in fewer games: Joe DiMaggio (689 games), Lou Gehrig (706), Bob Meusel (863), Don Mattingly (897) and Mickey Mantle (906)—credit: *Elias Sports Bureau*.
- Became the third Yankee to collect at least 20 doubles, 5 triples and 15HR prior to the All-Star break, joining Lou Gehrig (1936) and Joe DiMaggio (1941).
- Started at second base his second straight American League All-Star Game, going 0-for-2 in the 5-1 NL victory…received 6,679,976 fan votes, the third-highest vote total all-time and third-highest this season behind Toronto's Jose Bautista (7,454,753) and teammate Curtis Granderson (6,683,877).
- Won the 2011 Home Run Derby with a total of 32 home runs over three rounds in his HR Derby debut…became the fourth Yankee to compete in the Derby (also Nick Swisher in 2010, Jason Giambi in 2002 and '03 and Tino Martinez in 1997) and the third to win (also Giambi-2002 and Martinez)…joined Ryne Sandberg (1990) as the only second basemen ever to win the Home Run Derby…hit 8HR in the first round, 12HR in the second round and 12HR in the championship round, defeating Boston's Adrian Gonzalez, 12-11, in the final round…his 12HR in the championship round set a new final round record, passing the previous record of 11 held by Bobby Abreu (2005), David Ortiz (2010) and Adrian Gonzalez (2011)…his 32 total home runs tied for the third-most combined homers in a single Derby all time.
- Was 5-for-5 with 2R, 2 doubles, and 5RBI in 7/30 Game 2 win vs. Baltimore, setting a career high in hits before being removed for PR (Cervelli) in the sixth…had 4H in the first four innings of the game…according to the *Elias Sports Bureau*, was the first Major Leaguer to collect 4H in the first four innings of a game since the White Sox's Alexei Ramirez on 5/25/09 at the Angels…became the first Yankees second baseman to collect at least 5H and 5RBI in a game since Del Pratt on 8/23/20 vs. Detroit (5-for-5, 7RBI in a 10-0 win)…was the first Yankee overall to accomplish the feat since Alex Rodriguez on 4/18/05 vs. Tampa Bay (5-for-6, 6RBI).
- Appeared in his 1,000th Major League game in 8/1 win at Chicago-AL, tallying 1,197 career hits and appearing in 588 wins to that point…according to *Elias*, since 1950, the only other Major Leaguers to reach those totals through their 1,000th career game were Derek Jeter and Johnny Pesky.
- Hit safely in a season-high 17 straight games from 8/7-26…during the streak, hit .347 (25-for-72) with 12R, 6 doubles, 4HR and 18RBI…hit safely in 40 of his final 48 games of the season from 8/7 on.

ROBINSON CANO

- Finished a single shy of the cycle for the second time in his career in 8/10 win vs. Los Angeles-AL (also 9/15/05 at Tampa Bay), going 3-for-4 with 2R, 1 double, 1 triple and a two-run HR…according to Elias, over the last 100 years, only three other players have done that in multiple games with the Yankees: Babe Ruth (three), Lou Gehrig (three) and Joe DiMaggio (two).
- Hit grand slam and was 2-for-5 in 9/5 win vs. Baltimore…was his seventh career grand slam and third in 2011 (8/25 vs. Oakland and 8/11 vs. Los Angeles-AL).
- In 19 spring training games, hit .236 (13-for-55) with 6R, 2 doubles, 2HR and 8RBI.

Cano's Career Playing Record

Year	Club	AVG	G	AB	R	H	2B	3B	HR	RBI	SH	SF	HP	BB	SO	SB	CS	E	OBP	SLG
2001	GCL Yankees	.230	57	200	37	46	14	2	3	34	0	2	3	28	27	11	2	5	.330	.365
	Staten Island	.250	2	8	0	2	0	0	0	2	0	0	0	0	2	0	0	1	.250	.250
2002	Greensboro	.276	113	474	67	131	20	9	14	66	0	1	3	29	78	2	1	14	.321	.445
	Staten Island	.276	22	87	11	24	5	1	1	15	1	0	0	4	8	6	1	1	.308	.391
2003	Tampa	.276	90	366	50	101	16	3	5	50	0	3	4	17	49	1	1	13	.313	.377
	Trenton	.280	46	164	21	46	9	1	1	13	2	0	6	9	16	0	0	5	.341	.366
2004	Trenton	.301	74	292	43	88	20	8	7	44	0	4	3	24	40	2	4	11	.356	.497
	Columbus	.259	61	216	22	56	9	2	6	30	3	2	1	18	27	0	1	4	.316	.403
2005	Columbus	.333	24	108	19	36	8	3	4	24	0	0	0	6	13	0	0	4	.368	.574
	YANKEES	.297	132	522	78	155	34	4	14	62	7	3	3	16	68	1	3	17	.320	.458
2006	YANKEES - a	.342	122	482	62	165	41	1	15	78	1	5	2	18	54	5	2	9	.365	.525
	GCL Yankees	.400	1	5	0	2	0	0	0	1	0	0	0	0	0	0	0	0	.400	.400
	Trenton	.500	3	10	1	5	2	0	0	2	0	0	0	3	1	0	0	0	.615	.700
2007	YANKEES	.306	160	617	93	189	41	7	19	97	1	4	8	39	85	4	5	13	.353	.488
2008	YANKEES	.271	159	597	70	162	35	3	14	72	1	5	5	26	65	2	4	13	.305	.410
2009	YANKEES	.320	161	637	103	204	48	2	25	85	0	4	3	30	63	5	7	12	.352	.520
2010	YANKEES	.319	160	626	103	200	41	3	29	109	0	5	8	57	77	3	2	3	.381	.534
2011	YANKEES	.302	159	623	104	188	46	7	28	118	0	8	12	38	96	8	2	10	.349	.533
Minor League Totals		**.278**	**493**	**1930**	**271**	**537**	**103**	**29**	**41**	**281**	**6**	**12**	**20**	**138**	**261**	**22**	**10**	**90**	**.331**	**.425**
Major League Totals		**.308**	**1053**	**4104**	**613**	**1263**	**286**	**27**	**144**	**621**	**10**	**34**	**41**	**224**	**508**	**28**	**25**	**77**	**.347**	**.496**

Signed by the Yankees as a non-drafted free agent on January 5, 2001.

a – Placed on the 15-day disabled list from June 27–August 8, 2006 with a strained left hamstring.

Cano's Division Series Record

Year	Club vs. Opp.	AVG	G	AB	R	H	2B	3B	HR	RBI	SH	SF	HP	BB	SO	SB	CS	E	OBP	SLG
2005	NYY vs. LAA	.263	5	19	3	5	3	0	0	5	0	0	0	2	4	0	1	2	.333	.421
2006	NYY vs. DET	.133	4	15	0	2	0	0	0	0	0	0	0	0	1	0	0	0	.133	.133
2007	NYY vs. CLE	.333	4	15	3	5	1	0	2	3	0	0	0	1	1	0	1	1	.375	.800
2009	NYY vs. MIN	.167	3	12	1	2	0	0	0	1	0	0	0	0	1	0	0	0	.167	.167
2010	NYY vs. MIN	.333	3	12	3	4	0	1	0	1	0	0	0	0	0	0	0	0	.333	.500
Division Series Totals		**.247**	**19**	**73**	**10**	**18**	**4**	**1**	**2**	**10**	**0**	**0**	**0**	**3**	**7**	**0**	**2**	**3**	**.276**	**.411**

Cano's Championship Series Record

Year	Club vs. Opp.	AVG	G	AB	R	H	2B	3B	HR	RBI	SH	SF	HP	BB	SO	SB	CS	E	OBP	SLG
2009	NYY vs. LAA	.261	6	23	4	6	1	2	0	4	0	0	2	4	3	0	0	2	.414	.478
2010	NYY vs. TEX	.348	6	23	5	8	1	0	4	5	0	0	0	1	3	0	0	0	.375	.913
LCS Totals		**.304**	**12**	**46**	**9**	**14**	**2**	**2**	**4**	**9**	**0**	**0**	**2**	**5**	**6**	**0**	**0**	**2**	**.396**	**.696**

Cano's World Series Record

Year	Club vs. Opp.	AVG	G	AB	R	H	2B	3B	HR	RBI	SH	SF	HP	BB	SO	SB	CS	E	OBP	SLG
2009	NYY vs. PHI	.136	6	22	0	3	0	0	0	1	0	1	0	0	5	0	0	0	.130	.136
World Series Totals		**.136**	**6**	**22**	**0**	**3**	**0**	**0**	**0**	**1**	**0**	**1**	**0**	**0**	**5**	**0**	**0**	**0**	**.130**	**.136**
POSTSEASON TOTALS		**.248**	**37**	**141**	**19**	**35**	**6**	**3**	**6**	**20**	**0**	**1**	**2**	**8**	**18**	**0**	**2**	**5**	**.296**	**.461**

Cano's All-Star Game Record

Year	Club, Site	AVG	G	AB	R	H	2B	3B	HR	RBI	SH	SF	HP	BB	SO	SB	CS	E	OBP	SLG
2006	NYY, Pittsburgh	Did Not Play - Injured																		
2010	NYY, Los Angeles-AL	.000	1	1	0	0	0	0	0	1	0	1	0	0	0	0	0	0	.000	.000
2011	NYY, Arizona	.000	1	2	0	0	0	0	0	0	0	0	0	0	0	0	0	0	.000	.000
All-Star Game Totals		**.000**	**2**	**3**	**0**	**0**	**0**	**0**	**0**	**1**	**0**	**1**	**0**	**0**	**0**	**0**	**0**	**0**	**.000**	**.000**

Cano's Career Fielding Record

Position	PCT	G	PO	A	E	TC	DP
Second Base	.985	1043	2086	3003	77	5166	696

Cano's Career Home Run Chart

MULTI-HOMER GAMES: 7. **TWO-HOMER GAMES:** 7, last on 4/29/11 vs. Toronto. **GRAND SLAMS:** 7, last on 9/5/11 vs. Baltimore (Chris Jakubauskas). **PINCH-HIT HR:** 2, last on 4/14/08 at Tampa Bay (Al Reyes). **INSIDE-THE-PARK HR:** None. **WALK-OFF HR:** 1, on 8/28/09 vs. Chicago-AL (Randy Williams). **LEADOFF HR:** None.

Cano's Postseason Home Run Chart

MULTI-HOME RUN GAMES: None; **TWO-HOMER GAMES:** None; **GRAND SLAMS:** None; **PINCH-HIT HOME RUNS:** None; **INSIDE-THE-PARK HOME RUNS:** None; **WALK-OFF HOME RUNS:** None; **LEADOFF:** None.

17 FRANCISCO CERVELLI

CATCHER • 6-1 • 210 • B/T: RIGHT/RIGHT • OPENING DAY AGE: 25

BIRTHDATE
March 6, 1986

BIRTHPLACE
Valencia, Venezuela

RESIDES
Valencia, Venezuela

M.L. SERVICE
2 years, 113 days

STATUS

- Signed by the Yankees as a non-drafted free agent on March 1, 2003…signed through the 2011 season.

CAREER NOTES

- Was named the organization's "Best Defensive Catcher" by *Baseball America* in four straight seasons from 2006-09.

POSTSEASON NOTES

- Was named to the Yankees' ALDS rosters in 2009 and 2010, but did not appear in a game.
- Has appeared in three overall postseason games in his career (one in the 2009 ALCS and two in the 2010 ALCS), going hitless in three combined at-bats…has made one postseason start in ALCS Game 4 loss vs. Texas, going 0-for-2 and catching seven innings.

BESTS & STREAKS

2011 Highs and Streaks

Hits	3 - 4 times Last: at BOS, 8/6/11
Runs	3 - vs. OAK, 7/22/11
2B	1 - 4 times Last: at BOS, 8/6/11
3B	--
HR	1 - 4 times Last: vs. BAL, 9/6/11
RBI	4 - at TEX, 5/8/11
BB	2 - vs. OAK, 7/22/11
SO	3 - 2 times Last: vs. CLE, 6/13/11
SB	2 - at OAK, 5/30/11
Hit Streak	6g - 8/18-8/30/11

Career Highs and Streaks

Hits	4 - at CWS, 8/29/10
Runs	3 - 3 times Last: vs. OAK, 7/22/11
2B	2 - vs. TOR, 9/4/10
3B	1 - 3 times Last: vs. NYM, 6/20/10
HR	1 - 5 times Last: vs. BAL, 9/6/11
RBI	5 - at BOS, 5/8/10
BB	3 - 2 times Last: at TEX, 9/11/10
SO	3 - 2 times Last: vs. CLE, 6/13/11
SB	2 - at OAK, 5/30/11
Hit Streak	6g - 2 times Last: 8/18-8/30/11

2011

- Hit .266 (33-for-124) with 17R, 4 doubles, 4HR, 22RBI and 9BB in 43 games (35 starts at C) with the Yankees in 2011…in his 35 starts, the Yankees went 25-10…had the fourth-lowest catchers ERA (3.50) among catchers with at least 300.0 innings of work.
- Was 3-for-7 with 1 double, 1HR and 8RBI with the bases loaded this season and is 9-for-20 (.450) with 26RBI with the bases loaded in his career.
- Began the season on the 15-day disabled list with a fracture in his left foot, missing the team's first 22 games…suffered the injury on 3/2 vs. Houston at GMS Field in Tampa in his second plate appearance of a spring training game, fouling a ball off his foot.
- Played in six combined rehab games with Single-A Tampa and Triple-A Scranton/Wilkes-Barre, hitting .217 (5-for-23) with 2R, 2RBI and 1BB in six games (four starts at C and two at DH)…was returned from rehab and reinstated from the 15-day disabled list on 4/29.
- Made his season debut in 5/1 win vs. Toronto, going 0-for-2 with 1SH and 1RBI.
- Hit grand slam and was 1-for-5 with 2R in 5/8 win at Texas…was his first career grand slam and just his second career homer (also 6/24/09 at Atlanta)…snapped a 307AB homerless stretch…Derek Jeter also homered in the game (snapping his own 259AB homerless stretch)…according to the *Elias Sports Bureau*, it marked the first time since 10/2/91 that a pair of Major League teammates each ended streaks of at least 250 homerless at-bats in the same game (Kansas City's Hal McRae-297AB and Jim

Eisenreich-254AB)…*Elias* also notes it was the first time two Yankees had accomplished the feat since Juan Bonilla (264) and Bobby Meacham (310) on 8/1/87 vs. Detroit (10-5 loss).

- Stole two bases in 5/30 win at Oakland after having just one prior stolen base in his entire career (7/17/10 vs. Tampa Bay).
- Reached base safely five times in a game for the first time in his career in 7/22 win vs. Oakland, going 3-for-3 with a career-high-tying 3R and 2BB.
- Made his first career appearance at 2B in 7/31 win vs. Baltimore, pinch-hitting for Jeter in the fourth and remaining in the game at 2B…fielding his only chance cleanly…was replaced in the field by Cano—who started the game at DH—in the seventh inning.
- Hit safely in a career-high-tying six straight games from 8/18-30, batting .467 (7-for-15) over the stretch.
- Recorded his first career pinch hit, singling and scoring for Cano in the eighth inning of 8/25 win vs. Oakland.
- Hit solo HR—his third career home run—and was 1-for-3 with 2R and 1BP in 8/30 win at Boston.
- Hit solo HR and was 1-for-3 in 9/6 win vs. Baltimore…was his third home run in four games from 8/30-9/6 (14AB) after hitting just 2HR in the first 176 games (471AB) of his career.
- Was placed on the 15-day disabled list on 9/13 with a concussion (retroactive to 9/9)…returned to New York on 9/11 and on 9/12 was seen by Dr. Kirk Roberts—a neurologist at NewYork-Presbyterian Hospital specializing in concussion syndromes…was diagnosed with a concussion (MRI results were negative)…suffered injury after home plate collision with Nick Markakis on 9/8 at Baltimore.
- Was seen by a neurologist for a repeat evaluation on 9/16 and was still exhibiting concussion symptoms.

Cervelli's Career Playing Record

Year	Club	AVG	G	AB	R	H	2B	3B	HR	RBI	SH	SF	HB	BB	SO	SB	CS	E	OBP	SLG
2003	DSL Yankees1	.239	52	155	14	37	4	1	0	14	2	0	11	24	25	0	0	-	.277	.379
2004	DSL Yankees1	.216	40	88	14	19	2	0	1	14	4	4	9	19	18	1	2	-	.273	.392
2005	GCL Yankees	.190	24	58	10	11	2	0	1	9	0	2	2	8	13	1	0	2	.276	.300
2006	Staten Island	.309	42	136	21	42	10	0	2	16	1	0	7	13	30	0	0	7	.426	.397
2007	Tampa	.279	89	290	34	81	24	2	2	32	4	2	16	36	59	4	3	2	.397	.387
2008	Tampa	.300	3	10	2	3	0	0	0	1	0	0	1	0	3	0	0	0	.300	.364
	GCL Yankees	.250	3	8	0	2	1	0	0	0	0	0	0	0	1	0	0	0	.375	.250
	Trenton	.315	21	73	8	23	5	0	0	8	0	0	4	11	14	0	0	1	.384	.432
	YANKEES	.000	3	5	0	0	0	0	0	0	0	0	0	0	3	0	0	0	.000	.000
2009	Trenton	.190	16	58	8	11	1	0	2	7	0	0	0	6	13	0	0	5	.310	.266
	YANKEES	.298	42	94	13	28	4	0	1	11	4	1	0	2	11	0	3	1	.372	.309
	Scranton/WB	.275	21	69	7	19	5	0	1	7	1	1	1	3	13	0	2	3	.391	.311
	GCL Yankees	.167	2	6	1	1	0	0	0	0	0	0	0	1	0	0	0	1	.167	.286
2010	YANKEES	.271	93	266	27	72	11	3	0	38	8	4	6	33	42	1	1	13	.359	.335
2011	YANKEES - a,b	.266	43	124	17	33	4	0	4	22	1	1	2	9	29	4	1	6	.234	.395
	Scranton/WB	.154	3	13	2	2	0	0	0	1	0	0	1	1	5	0	0	0	.267	.154
Minor League Totals		**.260**	**316**	**964**	**121**	**251**	**54**	**3**	**9**	**109**	**12**	**9**	**51**	**122**	**194**	**6**	**7**	**21**	**.365**	**.375**
Major League Totals		**.272**	**181**	**489**	**57**	**133**	**19**	**3**	**5**	**71**	**13**	**6**	**8**	**44**	**85**	**5**	**5**	**20**	**.338**	**.354**

Signed by the Yankees as a non-drafted free agent on March 1, 2003.
a - Placed on the 15-day disabled list from March 30-April 29, 2011 for a fractured left foot.
b - Placed on the 15-day disabled list on September 13, 2011 for a concussion.

Cervelli's Division Series Record

Year	Club vs. Opp.	AVG	G	AB	R	H	2B	3B	HR	RBI	SH	SF	HP	BB	SO	SB	CS	E	OBP	SLG
2009	NYY vs. MIN	On Roster - Did Not Appear																		
2010	NYY vs. MIN	On Roster - Did Not Appear																		

Cervelli's League Championship Series Record

Year	Club vs. Opp.	AVG	G	AB	R	H	2B	3B	HR	RBI	SH	SF	HP	BB	SO	SB	CS	E	OBP	SLG
2009	NYY vs. LAA	.000	1	1	0	0	0	0	0	0	0	0	0	0	1	0	0	0	.000	.000
2010	NYY vs. TEX	.000	1	2	0	0	0	0	0	0	0	0	0	0	1	0	0	0	.000	.000
LCS Totals		**.000**	**2**	**3**	**0**	**0**	**0**	**0**	**0**	**0**	**0**	**0**	**0**	**0**	**2**	**0**	**0**	**0**	**.000**	**.000**
POSTSEASON TOTALS		**.000**	**3**	**3**	**0**	**0**	**0**	**0**	**0**	**0**	**0**	**0**	**0**	**0**	**2**	**0**	**0**	**0**	**.000**	**.000**

Cervelli's Career Fielding Record

Position	PCT	G	PO	A	E	TC	PB
Catcher	.983	174	1075	77	20	1172	5
Third Base	1.000	4	1	0	0	1	-
Second Base	1.000	1	0	1	0	1	-

Cervelli's Career Home Run Chart

MULTI-HOMER GAMES: None. **GRAND SLAMS:** 1, last on 5/8/11 at Texas (Cody Eppley). **PINCH-HIT HR:** None. **INSIDE-THE-PARK HR:** None. **WALK-OFF HR:** None. **LEADOFF HR:** None.

12 ERIC CHAVEZ



INFIELDER • 6-1 • 211 • B/T: LEFT/RIGHT • OPENING DAY AGE: 33

BIRTHDATE
December 7, 1977

BIRTHPLACE
Los Angeles, Calif.

RESIDES
Paradise Valley, Ariz.

M.L. SERVICE
13 years, 20 days

CAREER HIGHLIGHTS

A.L. Gold Glove
- 2001, 2002, 2003, 2004, 2005, 2006

A.L. Silver Slugger
- 2002

STATUS
- Signed by the Yankees as a minor league free agent on February 10, 2011…signed through the 2011 season.

POSTSEASON NOTES
- Started at 3B for all 27 of Oakland's postseason games in the 2000s.
- Has played in a five-game series in the ALDS four times in his career, coming out on the losing end each time (2000-03 w/Oakland).
- Hit his first career postseason home run on 10/2/02 in Game 2 of the ALDS win vs. Minnesota off Joe Mays…finished the series batting .381 (8-for-21) with a team-high 5RBI.
- Played his first 10 postseason games against the Yankees, in Oakland's 2000 and 2001 ALDS losses…went 3-for-4 with 2R and 1RBI in his postseason debut on 10/3/00 vs. the Yankees.

CAREER NOTES
- At the time he left the A's organization, ranked among the franchise's top 10 in nearly every offensive category: second in doubles (282) and extra base hits (532), third in total bases (2,288), fourth in runs (730), home runs (230), RBI (787), games (1,320), at bats (4,783) and strikeouts (922), fifth in hits (1,276) and seventh in walks (565) and slugging percentage (.478)…entering the 2011 season, had appeared in 1,320 career games—all with the Oakland Athletics—ranking 10th among active players who had only appeared for one Major League team in their careers.
- Won six consecutive AL Gold Glove awards at third base from 2001-06, tied with Buddy Bell for the second-most awards by an American Leaguer at the position behind Brooks Robinson (16)…set an Oakland record for fielding percentage by a third baseman with a .987 mark in 2006.
- Has 232 career home runs…according to *Elias*, is one of three active Major Leaguers who have never been selected to an All-Star game despite having hit at least 200 career home runs, joining Pat Burrell (292), Aubrey Huff (241).

BESTS & STREAKS

2011 Highs and Streaks

Hits	3 - 2 times Last: at CWS, 8/3/11
Runs	2 - vs. BAL, 7/30/11
2B	2 - at BOS, 4/9/11
3B	1 - at DET, 5/5/11
HR	1 - 2 times Last: at TOR, 9/16/11
RBI	4 - at CWS, 8/3/11
BB	2 - 2 times Last: vs. CWS, 4/28/11
SO	3 - 2 times Last: at KC, 8/15/11
SB	--
Hit Streak	5g - 8/28-9/1/11

Career Highs and Streaks

Hits	5 - at ATL, 6/12/05
Runs	4 - at KC, 7/20/01
2B	2 - 18 times Last: at BOS, 4/9/11
3B	1 - 21 times Last: at DET, 5/5/11
HR	2 - 15 times Last: at MIN, 4/11/06
RBI	8 - at BAL, 8/30/01
BB	4 - 2 times Last: vs. LAD, 6/17/06
SO	4 - at HOU, 6/12/07
SB	1 - 47 times Last: at NYM, 6/24/07
Hit Streak	15g - 5/27-6/18/00

2011
- Hit .263 (42-for-160) with 16R, 7 doubles, 2HR, 26RBI and 14BB in 58 games (33 starts at 3B, five starts at DH and two at 1B) with the Yankees in 2011…batted .316 (6-for-19) with 5 doubles with 3RBI as a DH and .262 (33-for-126) with 2HR and 20RBI as a 3B…went 3-for-11 (.273) with 2RBI as a pinch-hitter.
- Did not make an error during the regular season, handling 86TC at 3B and 13TC at 1B without a miscue…was the only player to appear in at least 40 games at 3B without an error in 2011.
- Batted .415 (17-for-41) with 22RBI with runners in scoring position in 2011.

ERIC CHAVEZ

- Appeared on his 12th career Opening Day roster, first with the Yankees…made his Yankees debut in 4/2 win vs. Detroit, going 0-for-1 after entering the game defensively in the eighth at 3B.
- Made his first start of the year in 4/9 win at Boston, going 3-for-5 with 1R, 2 doubles and 1RBI as DH…collected his first hit as a Yankee with his second-inning double…marked his first three-hit game since 6/15/08 at San Francisco (w/ Oakland) and tied a career high in doubles (18th time, first since 5/8/07 at Kansas City (w/ Oakland).
- Hit go-ahead RBI single in the eighth inning of 4/17 win vs. Texas, going 2-for-4 with 1R and 1RBI…became the first Yankees third baseman other than Alex Rodriguez with a tie-breaking hit in the eighth inning or later (regular or postseason) since Aaron Boone's 11th-inning "walk-off" home run vs. Boston in Game 7 of the 2003 ALCS (credit: Elias).
- Left the Yankees' 5/5 loss at Detroit with a left foot injury while legging out a triple—his first triple since 6/9/07 at San Francisco (w/ Oakland)—in the fourth inning…returned to New York for X-rays and was placed on the 15-day disabled list the next day with a small fracture in the fifth metatarsal in his left foot…was transferred to the 60-day D.L. on 6/8 (missed 71 team games).
- Appeared in six rehab games (three starts at 3B and three starts at DH) with Single-A Tampa, batting .333 (7-for-21) with 4R, 2 doubles, 1HR, 3RBI and 2BB…was returned from rehab and reinstated from the 60-day disabled list on 7/25 (missed 71 team games).
- In 41 games after coming back from the disabled list, batted .252 (32-for-127) with 11R, 5 doubles, 2HR and 20RBI…hit safely in 22 of those games with nine multi-hit contests.
- Hit two-run HR—his first as a Yankee—and was 3-for-6 with 4RBI in 8/3 win at Chicago-AL…was his first home run since 5/11/10 w/ Oakland at Texas, snapping a 73AB homerless stretch…had at least 4RBI in a game for the first time since 5/10/07 at Kansas City.
- Was 2-for-4 in 8/23 loss vs. Oakland in his first career game against his former club…snapped an 0-for-11 stretch with a second-inning single.
- Attended spring training with the Yankees as a non-roster invitee, batting .395 (17-for-43) with 5R, 4 doubles, 1HR and 4RBI in 18 games…led the team in batting average (min. 35AB) and was tied for second in hits.…was signed to a Major League contract and selected to the 25-man roster on 3/28.

Chavez's Career Batting Record

Year	Team	AVG	G	AB	R	H	2B	3B	HR	RBI	SH	SF	HP	BB	SO	SB	CS	E	OBP	SLG
1997	Visalia Oaks	.271	134	520	67	141	30	3	18	100	0	2	2	37	91	13	7	32	.321	.444
1998	Huntsville	.328	88	335	66	110	27	1	22	86	0	3	1	42	61	12	4	14	.402	.612
	Edmonton	.325	47	194	38	63	18	0	11	40	0	2	1	12	32	2	3	7	.364	.588
	OAKLAND	.311	16	45	6	14	4	1	0	6	0	0	0	3	5	1	1	0	.354	.444
1999	OAKLAND - a	.247	115	356	47	88	21	2	13	50	0	0	0	46	56	1	1	9	.333	.427
2000	OAKLAND	.277	153	501	89	139	23	4	26	86	0	5	1	62	94	2	2	18	.355	.495
2001	OAKLAND	.288	151	552	91	159	43	0	32	114	0	7	4	41	99	8	2	12	.338	.540
2002	OAKLAND	.275	153	585	87	161	31	3	34	109	0	2	1	65	119	8	3	17	.348	.513
2003	OAKLAND	.282	156	588	94	166	39	5	29	101	0	3	1	62	89	8	3	14	.350	.514
2004	Sacramento	.308	3	13	2	4	1	0	0	0	0	0	0	1	2	0	0	0	.357	.385
	OAKLAND - b	.276	125	475	87	131	20	0	29	77	0	4	3	95	99	6	3	13	.397	.501
2005	OAKLAND	.269	160	625	92	168	40	1	27	101	0	9	2	58	129	6	0	15	.329	.466
2006	OAKLAND	.241	137	485	74	117	24	2	22	72	0	6	1	84	100	3	0	5	.351	.435
2007	OAKLAND - c	.240	90	341	43	82	21	2	15	46	0	4	0	34	76	4	2	6	.306	.446
2008	Sacramento	.367	9	30	7	11	3	0	2	3	0	0	0	3	7	0	0	0	.424	.667
	OAKLAND - d, e	.247	23	89	10	22	7	0	2	14	0	0	0	6	18	0	0	1	.295	.393
2009	OAKLAND - f	.100	8	30	0	3	1	0	0	1	0	0	0	1	7	0	0	0	.129	.133
2010	OAKLAND - g	.234	33	111	10	26	8	0	1	10	0	4	0	8	31	0	0	0	.276	.333
	AZL Athletics	.333	1	3	0	1	0	0	0	0	0	0	0	0	1	0	0	0	.333	.333
2011	YANKEES - h, i	.263	58	160	16	42	7	1	2	26	0	1	0	14	34	0	0	0	.320	.356
	Tampa	.333	6	21	4	7	2	0	1	3	0	0	0	2	4	0	0	0	.391	.571
Minor League Totals		**.302**	**288**	**1116**	**184**	**337**	**81**	**4**	**54**	**232**	**6**	**7**	**4**	**97**	**198**	**27**	**14**	**53**	**.358**	**.527**
Major League Totals		**.267**	**1378**	**4943**	**746**	**1318**	**289**	**21**	**232**	**813**	**0**	**45**	**13**	**579**	**956**	**47**	**17**	**110**	**.342**	**.474**

Selected by the Oakland Athletics in the first round of the 1996 First-Year Player Draft.

a - Placed on the 15-day disabled list from August 21-September 19, 1999 with a torn plantar fascia in right foot.

b - Placed on the 15-day disabled list from June 2-July 9, 2004 with a broken bone in his right hand.

c - Placed on the 15-day disabled list on August 3, 2007 with lower back spasms…transferred to the 60-day disabled list from September 1-October 8, 2007.

d - Placed on the 15-day disabled list on March 24, 2008 with recurring back pain…transferred to the 60-day disabled list from April 24-May 29, 2008.

e - Placed on the 15-day disabled list on July 2, 2008 with right shoulder surgery…transferred to the 60-day disabled list from August 6-November 14, 2008.

f - Placed on the 15-day disabled list on May 1, 2009 with a strained right forearm and herniated disc…transferred to the 60-day disabled list from May 19-November 6, 2009.

g - Placed on the 15-day disabled list on May 22, 2010 with neck spasms…transferred to the 60-day disabled list from July 7-November 2, 2010.
h - Signed as a free agent to a minor league contract with the New York Yankees on February 4, 2011.
i - Placed on the 15-day disabled list on May 6, 2011 with a fractured left foot…transferred to the 60-day disabled list from June 8-July 25, 2011.

Chavez's Division Series Record

Year	Club vs. Opp.	AVG	G	AB	R	H	2B	3B	HR	RBI	SH	SF	HP	BB	SO	SB	CS	E	OBP	SLG
2000	OAK vs. NYY	.333	5	21	4	7	3	0	0	4	0	0	0	0	5	0	0	0	.333	.476
2001	OAK vs. NYY	.143	5	21	0	3	1	0	0	0	0	0	0	0	5	0	0	1	.143	.190
2002	OAK vs. MIN	.381	5	21	3	8	0	0	1	5	0	0	0	2	1	0	0	0	.435	.524
2003	OAK vs. BOS	.045	5	22	1	1	1	0	0	0	0	0	0	1	3	1	0	2	.087	.091
2006	OAK vs. MIN	.200	3	10	2	2	1	0	1	1	0	0	0	2	4	0	0	0	.333	.600
Division Series Totals		**.221**	**23**	**95**	**10**	**21**	**6**	**0**	**2**	**10**	**0**	**0**	**0**	**5**	**18**	**1**	**0**	**3**	**.260**	**.347**

Chavez's League Championship Series Record

Year	Club vs. Opp.	AVG	G	AB	R	H	2B	3B	HR	RBI	SH	SF	HP	BB	SO	SB	CS	E	OBP	SLG
2006	OAK vs. DET	.231	4	13	1	3	1	0	1	2	0	0	0	2	4	0	0	1	.333	.538
LCS Totals		**.231**	**4**	**13**	**1**	**3**	**1**	**0**	**1**	**2**	**0**	**0**	**0**	**2**	**4**	**0**	**0**	**1**	**.333**	**.538**
POSTSEASON TOTALS		**.222**	**27**	**108**	**11**	**24**	**7**	**0**	**3**	**12**	**0**	**0**	**0**	**7**	**22**	**1**	**0**	**4**	**.270**	**.370**

Chavez's Career Fielding Record

Position	PCT	G	PO	A	E	TC
Third Base	.969	1275	964	2532	110	3606
First Base	1.000	5	19	1	0	20
Shortstop	1.000	5	1	0	0	1
Outfield	1.000	3	2	0	0	2

Chavez's Home Run Chart

MULTI-HOMER GAMES: 15. **TWO-HOMER GAMES:** 15, last on 4/11/06 at Minnesota. **GRAND SLAMS:** 5, last on 6/2/05 vs. Toronto (Josh Towers). **PINCH-HIT HR:** None. **INSIDE-THE-PARK HR:** 1, on 8/8/00 at New York-AL (Roger Clemens). **WALK-OFF HR:** 2, last on 6/4/07 vs. Boston (Kyle Snyder). **LEADOFF HR:** None.

Chavez's Postseason Home Run Chart

MULTI-HOME RUN GAMES: None; **TWO-HOMER GAMES:** None; **GRAND SLAMS:** None; **PINCH-HIT HOME RUNS:** None; **INSIDE-THE-PARK HOME RUNS:** None; **WALK-OFF HOME RUNS:** None; **LEADOFF:** None.

40 BARTOLO COLON

RIGHT-HANDED PITCHER • 5-11 • 267 • B/T: RIGHT/RIGHT • OPENING DAY AGE: 37

BIRTHDATE
May 24, 1973

BIRTHPLACE
Altamira, D.R.

RESIDES
Puerto Plata, D.R.

M.L. SERVICE
13 years, 61 days

CAREER HIGHLIGHTS

A.L. Cy Young
- 2005

A.L. All-Star
- 1998, 2005

STATUS

- Signed by the Yankees as a minor league free agent on February 10, 2011…contract extends through 2011.

POSTSEASON NOTES

- Has combined to make seven of his nine career postseason starts against Boston and the Yankees (1-2, 4.30 ERA)…has also faced Seattle twice (1-1, 1.84 ERA).
- Recorded a complete-game win in his only career League Championship Series start on 10/9/98 w/Cleveland in Game 3 vs. the Yankees (9.0IP, 4H, 1ER, 4BB, 3K).
- Made two starts in the ALDS with Los Angeles-AL – Games 1 and 5 – vs. the Yankees (0-1, 4.50 ERA)…exited his Game 5 start after 1.0IP with an inflamed right shoulder and missed the remainder of the postseason.

CAREER NOTES

- Won the 2005 AL Cy Young Award, going 21-8 with a 3.48 ERA in 33 starts with the Angels…also earned the *Sporting News* and Players Choice "AL Player of the Year" Awards.
- According to *Elias*, Colon is the 10th pitcher to appear for the Yankees after previously winning a Cy Young Award for another team (also, Mike McCormick-1970, Catfish Hunter-1975, Gaylord Perry-1980, Jack McDowell-1995, David Cone-1995, Dwight Gooden-1996, Roger Clemens-1999, Randy Johnson-2005 and CC Sabathia-2009).
- From 1998-2005, was the only Major League pitcher to win at least 14 games in each season, ranking second among all hurlers in wins (135) and starts (261), fifth in complete games (29) and innings pitched (1,725.2), sixth in quality starts (158) and seventh in strikeouts (1,369) over the stretch.
- Went a combined 20-8 with a 2.93 ERA in 2002, splitting the season between Cleveland and Montreal where he went 10-4 with each club…is one of two pitchers all time to win at least 10 games in the AL and the NL in the same season, joining Hank Borowy who accomplished the feat with the Yankees and Cubs in 1945.
- Has struck out 10 or more batters in a game 19 times in his career (15 during the regular season and two in the postseason)…the 17 regular season contests are tied for the 12th most among active pitchers.
- Has twice been selected to the All-Star team, with Cleveland in 1998 and Los Angeles-AL in 2005…earned the win in relief in the '98 Midsummer classic in Colorado.
- Has made six career relief appearances – including three in 2011 – going 1-1 with a 3.63 ERA (17.1IP, 7ER) and a .239 opponent's batting average.
- Among Dominican-born pitchers, Colon ranks third in wins (161), trailing Juan Marichal (243) and Pedro Martinez (219)…ranks third in strikeouts (1742), starts (351) and innings pitched (2241.0)

BESTS & STREAKS

2011 Highs and Streaks

Low hit CG	4 - at OAK, 5/30/11
IP (start)	9.0 - at OAK, 5/30/11
IP (relief)	4.1 - at BOS, 4/8/11
Hits	10 - vs. TB, 7/7/11
Runs	8 - at TOR, 7/14/11
BB	4 - 2 times Last: vs. TB, 7/7/11
SO	9 - at TB, 7/19/11
HR	2 - 6 times Last: vs TOR, 9/3/11
Winning Streak	4g - 5/30-7/2/11
Losing Streak	4g - 8/17-present

Career Highs and Streaks

Low hit CG	1 - at NYY, 7/18/00
IP (start)	9.1 - vs. OAK, 8/30/05
IP (relief)	4.1 - at BOS, 4/8/11
Hits	13 - vs. NYM, 7/18/02
Runs	10 - at NYY, 4/26/05
BB	7 - 2 times Last: vs. CHC, 6/28/03
SO	14 - at TOR, 5/29/98
HR	4 - 4 times Last: vs. CLE, 6/7/09
Winning Streak	8g - 7/21-9/10/05
Losing Streak	6g - 6/19-9/22/07

- Among active Major League pitchers who ended the season on a team's Major League roster, is tied for eighth in wins (161).
- Is one of 12 pitchers currently active in the Majors with at least 2,000.0IP and 1,500K, and less than 1,000BB.

COLON'S 2011 PITCHING LINES

Date/Opp	Score	W/L	IP	H	R	ER	HR	BB	K	NP/K	ERA	Left game…
4/3 vs. DET	*7-10*	*--*	*4.0*	*6*	*4*	*4*	*1*	*1*	*5*	*69/45*	*9.00*	*Trailing 9-7*
4/8 at BOS	*6-9*	*L*	*4.1*	*2*	*2*	*1*	*0*	*1*	*5*	*62/44*	*5.40*	*Trailing 7-6*
4/14 vs. BAL	*6-5 (10)*	*--*	*3.0*	*3*	*0*	*0*	*0*	*1*	*3*	*54/35*	*3.97*	*Trailing 5-4*
4/20 at TOR*	6-2	W	6.2	5	2	2	1	2	7	89/56	3.50	Leading 5-1
4/27 vs. CWS*	3-1	W	8.0	7	1	1	0	1	6	99/65	2.77	Leading 3-1
5/2 at DET	5-3	ND	7.0	7	3	3	**2**	0	7	97/67	3.00	Tied 3-3
5/7 at TEX	5-7	ND	4.1	9	5	5	**2**	1	4	76/47	3.86	Trailing 5-4
5/13 vs. BOS*	4-5	L	6.0	5	3	2	1	3	4	103/68	3.66	Tied 2-2
5/18 at BAL	4-1	ND	8.0	3	0	0	0	1	7	87/61	3.16	Leading 1-0
5/23 vs. TOR	3-7	L	6.0	7	6	**6**	1	**4**	8	102/64	3.77	Trailing 6-2
5/30 at OAK	5-0	W	**9.0**	4	0	0	0	0	6	103/71	3.26	Leading 5-0
6/5 at LAA	5-3	W	5.1	6	3	3	1	2	4	90/56	3.39	Leading 4-3
6/11 vs. CLE	4-0	W	6.2	2	0	0	0	1	6	83/56	3.10	Leading 2-0
7/2 at NYM	5-2	W	6.0	5	0	0	0	0	6	80/56	2.88	Leading 4-0
7/7 vs. TB*	1-5	L	5.2	**10**	5	5	**2**	**4**	1	92/59	3.20	Trailing 5-0
7/14 at TOR	7-16	L	0.2	6	**8**	3	0	2	0	42/25	3.47	Trailing 7-0
7/19 at TB	2-3	L	6.1	5	3	1	0	0	**9**	105/70	3.43	Leading 2-1
7/24 vs. OAK*	7-5	W	7.0	8	2	2	0	1	4	99/71	3.29	Leading 6-2
7/30 vs. BAL*+	8-3	W	5.0	5	2	2	0	2	6	105/66	3.30	Leading 8-2
8/5 at BOS	3-2	ND	4.2	6	2	2	1	1	2	94/62	3.33	Trailing 2-0
8/11 vs. LAA	6-5	ND	6.0	5	2	2	1	2	3	90/62	3.31	Tied 2-2
8/17 at KC	4-5	L	5.0	7	5	5	**2**	2	4	99/63	3.54	Trailing 4-2
8/23 vs. OAK	5-6	L	6.1	8	5	5	**2**	0	5	106/72	3.71	Trailing 3-0
8/28 at BAL*+	0-2	L	7.2	7	2	2	0	0	4	103/71	3.63	Trailing 2-0
9/3 vs. TOR	6-4	ND	6.1	7	4	4	**2**	1	7	**110**/77	3.72	Trailing 4-3
9/9 at LAA*	1-2	ND	7.0	6	1	0	0	1	5	99/71	3.55	Tied 1-1
9/17 at TOR*	7-6	ND	4.0	7	6	6	0	1	3	67/47	3.81	Trailing 6-1
9/22 vs. TB	8-15	L	3.0	7	7	5	1	1	1	56/38	4.02	Trailing 7-0
9/27 at TB*	3-5	ND	5.1	7	2	2	1	2	3	81/52	4.00	Tied 2-2
2011 Totals		**8-10**	**164.1**	**172**	**85**	**73**	**21**	**40**	**135**		**4.00**	

*Start came after a Yankees loss / **Bold=season high** / *Italics = relief* / += Gm. 1 of a doubleheader

2011 NOTES

- Went 8-10 with a 4.00 ERA in 29 appearances (26GS) in 2011…tossed at least 7.0IP in seven of his starts and held his opponent scoreless four times…opponents batted .267 (172-for-643, 21HR); LH .297 (96-for-323, 15HR) and RH .238 (76-for-320).
- According to *Elias*, became one of 36 pitchers to start at least 300 games in the Majors before missing one full season and then returning to the Major Leagues.
- Became the 10th pitcher to appear for the Yankees after previously winning a Cy Young Award for another team (also, Mike McCormick-1970, Catfish Hunter-1975, Gaylord Perry-1980, Jack McDowell-1995, David Cone-1995, Dwight Gooden-1996, Roger Clemens-1999, Randy Johnson-2005 and CC Sabathia-2009), credit: *Elias*.
- Went 6-1 with a 3.00 ERA (63.0IP, 21ER) in 10 daytime starts, as opposed to going 2-8 with a 4.78 ERA (84.2IP, 45ER) in 15 nighttime starts.
- Over half of his strikeouts this season (75-of-135, 55.6%,) were on called third strikes.
- Limited his opponent to 2BB or less in 23 of his 26 starts…walked just three of the 172 batters that he faced to lead off an inning.
- Of the 21 home runs he allowed this year, 15 were solo HR…over his last two seasons of play (2009, '11), has allowed 27 solo home runs as compared to just seven home runs with runners on base (credit: *Elias*).
- Was 6-4 with a 3.20 ERA (90.0IP, 32ER) and 79K in 15 games (12 starts) prior to the All-Star break…marked his lowest ERA prior to the break since a 2.74 ERA w/ Cleveland in 2002, his most strikeouts in the first half of a season since recording 89K w/ Los Angeles-AL in 2005 and his most games started prior to the All-Star game since making 14 starts w/ Chicago-AL in 2007…went 2-6 with a 4.96 ERA (74.1IP, 41ER) after the All-Star break.
- Made 10 starts on regular rest (four days), going 1-5 with a 4.62 ERA (60.1IP, 31ER)…when given additional rest (five or more days), went 7-4 with a 3.59 ERA (92.2IP, 37ER) in 16 starts.
- Appeared on his 12th career Opening Day roster, first with the Yankees…was named as a member of the Yankees bullpen on 3/26, andwas signed to a Major League contract and added to the 25-man roster on 3/30.
- Opened the season in the bullpen and made three relief appearances – all in games started by Phil Hughes, tossing at least 3.0 innings in each outing…made his Yankees debut in 4/3 loss vs. Detroit, allowing 4ER in 4.0IP (6H, 1BB, 5K, 1HR)…was his first relief appearance since 2007.
- Made his first start as a Yankee on 4/20 at Toronto (after Hughes was placed on the D.L.), earning the win in the 6-2 Yankees victory (6.2IP, 5H, 2ER, 2BB, 7K, 1HR)…marked his first start since 7/24/09 Game 2 w/ Chicago-AL vs. Detroit and his first win since 5/26/09 w/ Chicago-AL at Los Angeles-AL.

- Held the White Sox to 1ER in 8.0IP (7H, 1BB, 6K, 1HP) in his second start on 4/27 at Yankee Stadium…became the third Yankees pitcher in the past four years to throw at least 8.0IP and allow 1ER or less, while being at least 37 years of age, joining Andy Pettiite (2x in 2010, once in 2009) and Mike Mussina (2008)…was the first pitcher since Kevin Brown in 2004 to win his first two starts as a Yankee with an ERA of 1.84 or better.
- Allowed a stolen base to the Orioles' Mark Reynolds in the eighth inning of his start on 5/18 at Baltimore, snapping a streak of 167.1IP without allowing a stolen base…had been the longest active streak in the Majors.
- Allowed 4BB/2IBB in his start on 5/23 vs. Toronto, marking the first time he issued two intentional walks in one game (both in the same inning) – credit: Elias.
- Recorded his ninth career shutout and his 32nd career complete game on 5/30 at Oakland at age 38 yrs., 6 days, becoming one of just five Yankees as old or older to toss a complete game win in the last 25 years, joining Roger Clemens, Tommy John, Randy Johnson and David Wells…also joined John Smoltz and Tim Wakefield as the only pitchers in Major League history to throw a shutout at that age or older after not throwing a shutout in any of their previous four years of play…the start marked the second time this season, and 17th time in his career, in which Colon recorded at least 8.0 scoreless innings.
- Left the game in the seventh inning of his start on 6/11 vs. Cleveland with a strained left hamstring…was placed on the 15-day disabled list on 6/12 and missed 18 team games (6/12-7/1)…was reinstated from the DL prior to his start on 7/2 vs. New York-NL.
- Did not allow a run in consecutive starts on 6/11 vs. Cleveland and 7/2 at New York-NL, marking the first time that he accomplished the feat since 2001 and the third time in his career.
- Lasted just 0.2IP in his start on 7/14 at Toronto, allowing 8R (3ER) on 6H and 2BB…tied his shortest career start (also 4/9/97 w/Cleveland at Seattle)…the five unearned runs, were tied for the second most charged to an AL pitcher in a single game this season.
- Went 0-4 with an 8.57 ERA (55.1IP, 33ER) over his final 10 starts of the season spanning August and September…according to *Elias*, became the first Yankees pitcher to finish a season with a streak of 10 or more winless starts since Jim Beattie went 0-5 over his last 10 starts in 1979.
- Allowed at least 4ER in six of his final eight starts from 8/17 to the end of the season…recorded a 5.96 ERA (25.2IP, 17ER) in September, tied for the ninth-highest in the Majors for the month.
- Attended spring training with the Yankees as a non-roster invitee, going 1-0 with one save and a 2.25 ERA in five appearances (four starts), allowing 4ER in 16.0IP with a team-high 17K (10H, 1BB, 1HP)…did not walk a batter in 14.0IP over his final four official outings.

Colon's Career Pitching Record

Year	Team	W	L	ERA	G	GS	CG	SHO	SV	IP	H	R	ER	HR	HB	BB	SO	WP	BK
1993	DSL Indians	6	1	2.59	11	10	2	1	1	66.0	44	24	19	0	0	33	43	2	2
1994	Burlington	7	4	3.14	12	12	0	0	0	66.0	46	32	23	3	4	44	84	6	2
1995	Kinston	13	3	1.96	21	21	0	0	0	128.2	91	31	28	8	0	39	152	4	3
1996	Canton-Akron	2	2	1.74	13	12	0	0	0	62.0	44	17	12	2	2	25	56	3	1
	Buffalo	0	0	6.00	8	0	0	0	0	15.0	16	10	10	2	0	8	19	2	0
1997	CLEVELAND	4	7	5.65	19	17	1	0	0	94.0	107	66	59	12	3	45	66	5	0
	Buffalo	7	1	2.22	10	10	1	1	0	56.2	45	15	14	4	0	23	54	1	1
1998	CLEVELAND	14	9	3.71	31	31	6	2	0	204.0	205	91	84	15	3	79	158	4	0
1999	CLEVELAND	18	5	3.95	32	32	1	1	0	205.0	185	97	90	24	7	76	161	4	0
2000	CLEVELAND - a	15	8	3.88	30	30	2	1	0	188.0	163	86	81	21	4	98	212	4	0
	Buffalo	1	0	1.80	1	1	0	0	0	5.0	6	1	1	0	0	0	4	0	0
2001	CLEVELAND	14	12	4.09	34	34	1	0	0	222.1	220	106	101	26	2	90	201	4	1
2002	CLEVELAND	10	4	2.55	16	16	4	2	0	116.1	104	37	33	11	2	31	75	3	0
	MONTREAL - b	10	4	3.31	17	17	4	1	0	117.0	115	48	43	9	0	39	74	1	0
2003	CHICAGO-AL - c	15	13	3.87	34	34	9	0	0	242.0	223	107	104	30	5	67	173	8	3
2004	LOS ANGELES-AL - d	18	12	5.01	34	34	0	0	0	208.1	215	122	116	38	3	71	158	1	0
2005	LOS ANGELES-AL - e, f	21	8	3.48	33	33	2	0	0	222.2	215	93	86	26	3	43	157	2	1
2006	LOS ANGELES-AL - e, f	1	5	5.11	10	10	1	1	0	56.1	71	39	32	11	3	11	31	1	0
	Rancho Cuca	0	0	0.00	1	1	0	0	0	4.0	2	0	0	0	0	1	3	0	0
	Salt Lake	0	1	6.17	2	2	0	0	0	11.2	14	8	8	4	1	2	3	0	0
2007	Rancho Cuca	1	0	1.86	2	2	0	0	0	9.2	6	2	2	0	0	1	10	0	0
	Salt Lake	2	0	2.40	3	3	0	0	0	15.0	12	4	4	0	0	3	8	0	0
	LOS ANGELES-AL - g, h	6	8	6.34	19	18	0	0	0	99.1	132	74	70	15	5	29	76	1	0
2008	Pawtucket - I, j	3	1	2.27	9	9	0	0	0	31.2	23	9	8	2	0	6	21	0	1
	BOSTON	4	2	3.92	7	7	0	0	0	39.0	44	23	17	5	2	10	27	0	0
2009	CHICAGO-AL - k, L, m	3	6	4.19	12	12	0	0	0	62.1	69	42	29	13	2	21	38	1	0
	Kannapolis	0	1	2.57	1	1	0	0	0	7.0	7	2	2	0	0	1	8	0	0
	Charlotte	1	1	3.75	2	2	0	0	0	12.0	10	5	5	2	0	4	1	1	0
2011	YANKEES - n, o	8	10	4.00	29	26	1	1	0	164.1	172	85	73	21	3	40	135	0	0
Minor League Totals		**42**	**15**	**2.46**	**96**	**86**	**3**	**2**	**1**	**471.1**	**366**	**160**	**136**	**27**	**7**	**190**	**466**	**19**	**10**
AL Totals		**151**	**109**	**4.13**	**340**	**334**	**28**	**8**	**0**	**2124.0**	**2125**	**1068**	**975**	**268**	**47**	**711**	**1668**	**38**	**5**
NL Totals		**10**	**4**	**3.31**	**17**	**17**	**4**	**1**	**0**	**117.0**	**115**	**48**	**43**	**9**	**0**	**39**	**74**	**1**	**0**
Major League Totals		**161**	**113**	**4.09**	**357**	**351**	**32**	**9**	**0**	**2241.0**	**2240**	**1116**	**1018**	**277**	**47**	**750**	**1742**	**39**	**5**

Signed by the Indians as a non-drafted free agent on June 26, 1993.

a - Placed on the 15-day disabled list from April 16-May 12, 2000 with a pulled left oblique muscle.
b - Acquired by the Montreal Expos from the Cleveland Indians on June 27, 2002 in exchange for OF Lee Stevens in a six-player deal.
c - Acquired by the Chicago White Sox from the Montreal Expos on January 15, 2003 in a three team, seven-player deal.
d - Signed as a free agent by the Anaheim Angels on December 10, 2003.
e - Placed on the 15-day disabled list from April 19-June 18, 2006 with right shoulder inflammation.
f - Placed on the 15-day disabled list from July 30-October 2, 2006 with a partial right rotator cuff tear.
g - Placed on the 15-day disabled list from March 31-April 21, 2007 while recoving from torn right rotator cuff.
h - Placed on the 15-day disabled list from July 24-September 9, 2007 with right elbow irritation.
i - Signed with the Boston Red Sox as a minor league free agent on February 25, 2008.
j - Placed on a 15-day disabled list on June 17, 2008 for back stiffness…transferred to the 60-day disabled list from August 26-September 7, 2008.
k - Signed by the Chicago White Sox on January 15, 2009 as a free agent.
L - Placed on the 15-day disabled list from June 9-July 23, 2009 with left knee inflammation.
m - Placed on the 15-day disabled list from July 29-September 16, 2009 with right elbow inflammation.
n - Signed by the Yankees as a minor league free agent on January 26, 2011.
o - Placed on the 15-day disabled list from June 12-July 1, 2011 with a strained left hamstring.

Colon's Career Fielding Record

Position	PCT	G	PO	A	E	TC
Pitcher	.939	357	129	271	26	426

Colon's Division Series Record

Year	Club vs. Opp.	W	L	ERA	G	GS	CG	SHO	SV	IP	H	R	ER	HR	HP	BB	SO	WP	BK
1998	CLE vs. BOS	0	0	1.59	1	1	0	0	0	5.2	5	1	1	1	0	3	3	0	0
1999	CLE vs. BOS	0	1	9.00	2	2	0	0	0	9.0	11	9	9	3	0	4	12	0	0
2001	CLE vs. SEA	1	1	1.84	2	2	0	0	0	14.2	12	3	3	0	0	6	13	0	0
2004	ANA vs. BOS	0	0	4.50	1	1	0	0	0	6.0	7	3	3	1	0	3	3	0	0
2005	LAA vs. NYY	0	1	4.50	2	2	0	0	0	8.0	10	4	4	0	1	2	7	0	0
Division Series Totals		**1**	**3**	**4.15**	**8**	**8**	**0**	**0**	**0**	**43.1**	**45**	**20**	**20**	**5**	**1**	**18**	**38**	**0**	**0**

Colon's League Championship Series Record

Year	Club vs. Opp.	W	L	ERA	G	GS	CG	SHO	SV	IP	H	R	ER	HR	HP	BB	SO	WP	BK
1998	CLE vs. NYY	1	0	1.00	1	1	1	0	0	9.0	4	1	1	0	0	4	3	0	0
LCS Totals		**1**	**0**	**1.00**	**1**	**1**	**1**	**0**	**0**	**9.0**	**4**	**1**	**1**	**0**	**0**	**4**	**3**	**0**	**0**
POSTSEASON TOTALS		**2**	**3**	**3.61**	**9**	**9**	**1**	**0**	**0**	**52.1**	**49**	**21**	**21**	**5**	**1**	**22**	**41**	**0**	**0**

Colon's All-Star Game Record

Year	Club, Site	W	L	ERA	G	GS	CG	SHO	SV	IP	H	R	ER	HR	HP	BB	SO	WP	BK
1998	CLE, Colorado	1	0	27.00	1	0	0	0	0	1.0	2	3	3	1	0	1	1	0	0
2005	LAA, Detroit	0	0	0.00	1	0	0	0	0	1.0	1	0	0	0	0	0	0	0	0
All-Star Game Totals		**1**	**0**	**13.50**	**1**	**0**	**0**	**0**	**0**	**2.0**	**3**	**3**	**3**	**1**	**0**	**1**	**1**	**0**	**0**

Colon's World Baseball Classic Record

Year	Country, Site	W	L	ERA	G	GS	CG	SHO	SV	IP	H	R	ER	HR	HP	BB	SO	WP	BK
2006	D.R., USA	1	0	0.64	3	3	0	0	0	14	13	1	1	0	0	2	7	0	0

36 FREDDY GARCIA

RIGHT-HANDED PITCHER • 6-4 • 250 • B/T: RIGHT/RIGHT • OPENING DAY AGE: 34

BIRTHDATE
June 10, 1976

BIRTHPLACE
Caracas, Venezuela

RESIDES
Miami, Fla.

M.L. SERVICE
11 years, 60 days

CAREER HIGHLIGHTS
A.L. All-Star
- 2001, 2002

STATUS

- Signed by the Yankees as a minor league free agent on February 10, 2011…contract extends through the 2011 season.

POSTSEASON NOTES

- Owns a career mark of 6-2 with a 3.11 ERA (55.0IP, 19ER) and 45K in nine postseason starts…among active pitchers, is tied for sixth in playoff wins and tied for 10th in starts.
- Was a member of the 2005 World Series Champion White Sox rotation, going 3-0 with a 2.14 ERA (21.0IP, 5ER) in three playoff starts…all three wins came on the road, becoming the first pitcher since Atlanta's John Smoltz in 1996 to accomplish the feat.
- Tossed 7.0 scoreless innings in his lone World Series in Game 4 at Houston, as the White Sox completed the sweep…donated his game-worn hat to the Baseball Hall of Fame…recorded a complete game win in his lone ALCS start in 2005 vs. the Angels (9.0IP, 6H, 2R, 1BB, 5K)…also earned the win in theALDS Game 3 clincher vs. Boston.
- Defeated the Yankees twice in the 2000 ALCS with Seattle (2-0, 1.54 ERA), earning thevictory in Game 1 and Game 5…tossed 6.2 scoreless IP in the Game 1 win at the original Yankee Stadium (3H, 2BB, 8K, 1HP).

BESTS & STREAKS

2011 Highs and Streaks

Low hit CG	--
IP (start)	7.2 - vs. SEA, 7/25/11
IP (relief)	1.0 - at BOS, 4/10/11
Hits	10 - at DET, 5/4/11
Runs	7 - vs. BAL, 9/5/11
BB	5 - vs. TOR, 4/29/11
SO	8 - at DET, 5/4/11
HR	2 - 5 times Last: at TOR, 9/18/11
Winning Streak	4g - 7/20-8/29/11
Losing Streak	2g - 2 times Last: 5/15-5/20/11

Career Highs and Streaks

Low hit CG	1 - at MIN, 8/23/05
IP (start)	9.0 - 9 times Last: at DET, 6/30/05
IP (relief)	3.0 - at CLE, 8/18/00
Hits	13 - at ANA, 4/14/04
Runs	10 - vs. OAK, 6/24/02
BB	6 - 7 times Last: vs. TOR, 4/16/06
SO	12 - 2 times Last: at TEX, 9/11/02
HR	4 - vs. DET, 8/17/04
Winning Streak	7g - 2 times Last: 4/10-5/20/06
Losing Streak	6g - 7/4-8/7/03

CAREER NOTES

- Has won at least 12 games in nine Major League seasons (1999, 2001-06, '10-11), tying Derek Lowe and Roy Halladay for the fourth-most among active pitchers (CC Sabathia, Mark Buehrle and Tim Hudson all have 10 such seasons).
- Among Venezuelan-born pitchers, Garcia ranks first all-time in wins (145) and innings pitched (2,076.1), and third in strikeouts (1,486)…pitched for Venezuela in the inaugural World Baseball Classic in 2006, going 1-0 with a 1.23 ERA (7.1IP, 1ER) and 11K in two starts.
- Has tossed at least 6.0 innings and limited opponents to 3ER or less in 34 of his 54 starts over the last two seasons (2010 w/ Chicago-AL and 2011 w/ the Yankees)…has gone 23-3 in those starts with his team posting a 29-5 record in those games.
- According to the *Elias Sports Bureau*, Garcia has the most career innings pitched (2,076.1) of any active pitcher who has never allowed a grand slam…in his career, opponents have batted just .212 (22-for-104) with 5 doubles, 8BB and 69 RBI with the bases loaded.
- As an American League pitcher, is fifth in starts (316), sixth in career IP (2,018.1) and sixth in wins (144) among active players.
- Is 55-24 (.696) in his career in day games, marking the fourth-highest career winning pct. in day games among active pitchers (min: 50GS) according to the *Elias Sports Bureau*.

- Has made 41 career interleague starts, going 23-10 with a 2.83 ERA (280.1IP, 88ER)…is tied with Jamie Moyer for second all time in Interleague wins, trailing only Mark Buehrle (24).
- Is a two-time All-Star (2000-01 w/ Seattle)…earned the win in the '00 Midsummer Classic, tossing 1.0 scoreless IP of relief.

GARCIA'S 2011 PITCHING LINES

Date/Opp	Score	W/L	IP	H	R	ER	HR	BB	K	NP/K	ERA	Left game…
4/10 at BOS	*0-4*	--	*1.0*	*1*	*1*	*1*	*0*	*1*	*1*	---	*9.00*	---
4/16 vs. TEX	5-2	W	6.0	2	0	0	0	1	1	84-55	1.29	Winning 3-0
4/24 at BAL	6-3 (11)	ND	6.0	2	0	0	0	2	7	90-51	0.69	Winning 3-0
4/29 vs. TOR	3-5	L	5.0	7	3	3	**2**	**5**	6	101-57	2.00	Trailing 3-2
5/4 at DET*	0-4	L	7.0	**10**	4	4	1	2	**8**	**112**-69	2.88	Trailing 4-0
5/10 vs. KC	3-1	W	6.0	6	1	1	1	2	3	85-51	2.61	Leading 3-1
5/15 vs. BOS*	5-7	L	5.1	6	5	4	**2**	2	4	95-58	3.22	Trailing 5-4
5/20 vs. NYM	1-2	L	7.0	5	2	2	1	2	2	95-60	3.12	Trailing 2-1
5/25 vs.TOR	7-3	W	6.1	8	3	3	0	0	4	91-65	3.26	Leading 7-3
5/31 at OAK	10-3	W	7.0	9	3	3	1	2	5	98-63	3.34	Leading 10-3
6/7 vs. BOS	4-6	L	1.2	4	4	4	1	3	1	46-23	3.86	Trailing 4-1
6/12 vs. CLE	9-1	W	6.2	7	1	1	0	2	6	102-60	3.60	Leading 6-1
6/17 at CHC	1-3	L	7.0	6	3	3	0	2	3	100-62	3.63	Trailing 3-1
6/22 at CIN	4-2	W	7.0	3	2	0	0	1	4	89-60	3.30	Leading 4-2
6/28 vs. MIL	12-2	W	6.0	8	2	2	0	0	1	76-49	3.28	Leading 11-2
7/3 at NYM	2-3 (10)	ND	7.0	6	1	1	0	0	1	82-58	3.13	Leading 2-1
7/15 at TOR*	1-7	L	5.0	7	6	5	0	4	5	95-56	3.43	Trailing 6-1
7/20 at TB*	4-0	W	6.2	8	0	0	0	0	7	92-66	3.21	Leading 2-0
7/25 vs. SEA	10-3	W	**7.2**	8	3	3	0	1	5	98-68	3.23	Leading 9-3
7/31 vs. BAL	4-2	W	6.0	5	2	2	0	2	6	95-59	3.22	Leading 4-2
8/7 at BOS*	2-3 (10)	ND	5.0	5	1	1	0	3	1	96-54	3.16	Tied 1-1
8/29 at BAL	3-2	W	6.0	2	1	1	1	1	4	88-56	3.09	Leading 3-1
9/5 vs. BAL	11-10	ND	2.2	9	**7**	**7**	**2**	0	1	56-35	3.50	Leading 8-7
9/11 at LAA*	6-5	ND	5.0	7	5	5	**2**	3	3	109-66	3.71	Trailing 5-4
9/18 at TOR	0-3	L	4.2	5	3	3	**2**	3	4	94-55	3.77	Trailing 3-0
9/24 vs. BOS*	9-1	W	6.0	6	0	0	0	1	3	102-63	3.62	Leading 9-0
2011 Tot. (26G/25GS)		**12-8**	**146.2**	**152**	**63**	**59**	**16**	**45**	**96**		**3.62**	

*start came after a Yankees loss – **Bold-season high** – *Italics-Relief*

2011

- Went 12-8 with a 3.62 ERA (146.2IP, 59ER, 152H, 45BB, 96K) in 26G/25GS with the Yankees…marked the second-lowest single-season ERA of his career (3.05 w/ Seattle in 2001)…matched his win total from 2010 w/ Chicago-AL (12), marking his first back-to-back 12-win seasons since a three-season stretch from 2004-06 (13,14,17)…opponents batted .268 (152-for-567, 16HR); LH .284 (74-for-261, 8HR); and RH .255 (78-for-306), 8HR.
- Allowed 4ER-or-less in each of his first 16 starts and 22 of his 25 starts in 2011 (only exceptions were 7/15 at Toronto-5ER, 9/5 vs. Baltimore-7ER and 9/11 at Los Angeles-5ER).
- Lost just once in his last nine overall starts from 7/20 until the end of the season, going 5-1 with a 3.99 ERA (49.2IP, 22ER) and the Yankees going 7-2…allowed just 34ER over his last 15 starts of the season from 6/12-9/24, going 8-3 with a 3.46 ERA (88.1IP, 92H, 23BB, 54K) and the Yankees going 10-5.
- Posted a 3.13 ERA (92.0IP, 32ER) in 16G/15GS prior to the All-Star break and a 4.45 ERA (54.2IP, 27ER) after the Midsummer Classic.
- Was 11-5 with a 2.90 ERA (114.2IP, 37ER) in 18 starts on four or five days' rest…on six-or-more day's rest, was 1-3 with a 6.19 ERA (32.0IP, 22ER) in 8G/7GS.
- Went 6-2 with a 3.20 ERA (70.1IP, 25ER) in 12 daytime starts.
- Did not allow a home run in a career-high 10 straight starts from 6/12-8/7.
- Allowed two-or-fewer walks in 19 of 25GS this season….allowed just 19BB in his last 13 starts of the season from 6/22-9/24.
- Limited opponents to a just .193 (27-for-140) with 3 doubles, 3HR, 36RBI and a .268OBP with runners in scoring position and .167 (11-for-66) with 2 doubles, 1HR, 11RBI and a .257OBP with RISP and 2 out…with no one on, opponents hit .283 (94-for-332) with 24 doubles, 3 triples, 9HR and a .333OBP.
- Was 8-4 with a 3.98 ERA (72.1IP, 32ER) in 13 starts at Yankee Stadium, marking his most home wins since 2006 with Chicago-AL (9)…was 4-4 with a 3.27 ERA (74.1IP, 27ER) in 13G/12GS on the road.
- Made his Yankees debut in 4/10 loss at Boston, tossing 1.0 inning of relief and 1ER…was his second career relief appearance (also 8/18/00 w/Seattle at Cleveland – 3.0 scoreless innings) and only relief outing of the season.
- Tossed 6.0 scoreless IP and limited Texas batters to 2H in his first start of the season on 4/16 vs. Texas…became the first pitcher to throw at least 6.0IP and allow two or fewer hits in his first career start as a Yankee since Jorge DePaula (6.1IP, 1H) on 9/26/03 in Game 2 of a doubleheader vs. Baltimore…became the second Yankees starter in the live ball era (since 1920) to win his first game as a Yankee while going at least 6.0IP and allowing no more than three baserunners, joining Jimmy Key in 1993…was the first win by a Venezuelan-born pitcher in Yankees franchise history

- Repeated the effort on 4/24 at Baltimore, tossing 6.0 scoreless innings in the Yankees' 6-3 win in 11 innings (2H, 2BB, 7K)…exited with a 3-0 lead, but did not record a decision.
- Became the first Yankee to toss at least 6.0 scoreless innings in each of his first two starts as a Yankee since Allie Reynolds who pitched back-to-back shutouts to start his career in 1947 according to the ESPN Research.
- Allowed at least 1HR in five consecutive starts from 4/29-5/20…marked his longest such streak since a career-high-tying seven straight games surrendering a HR from 8/1-9/3/03 w/Seattle.
- Recorded the loss on 5/4 at Detroit (7.0IP, 10H, 4ER, 2BB, 8K, 1HR, 112 pit.)…marked his most strikeouts and pitches thrown since 5/28/07 w/Philadelphia vs. Arizona (9K, 113 pit.).
- Took the loss on 5/20 vs. New York-NL in the 2-1 Yankees defeat despite allowing just 2ER in 7.0IP (5H, 2BB, 2K, 1HR, 1WP)…marked just the eighth time in his career – and first since April 2010 – that he recorded a loss when pitching at least 7.0 innings and allowing two or fewer runs.
- Made his 300th career American League start on 5/31 at Oakland, limiting the A's to 3ER in 7.0IP (9H, 2BB, 5K, 1HR) and recording the win in a 10-3 Yankees victory…was his first win on the road since 6/20/10 w/ Chicago-AL at Washington, snapping an 11-start winless stretch away from home.
- Allowed 4ER in 1.2IP on 6/7 vs. Boston (4H, 3BB, 1K, 1HR), recording the loss…marked his shortest start since 7/24/10 w/Chicago-AL at Oakland and just the fourth time he failed to complete 2.0IP in a start…marked the shortest non-injury start by a Yankee since Phil Hughes on 5/9/09 at Baltimore (1.2IP)…surrendered three first-inning runs, marking the first time he allowed his opponent to score in the first frame in 2011.
- Was 7-2 with a 2.44 ERA (70.0IP, 22ER, 16BB, 43K) in 11 starts from 6/12-8/29.
- Surpassed 2,000 career IP on 6/17 at Wrigley Field…is one of 17 active pitchers and one of three Yankees (also Sabathia and Colon) to have reached the plateau.
- Went 3-2 with a 3.18 ERA in five June starts…owns a career record of 31-13 (.705) in the month of June…among active pitchers, only teammate CC Sabathia (31-12, .721) owns a better winning percentage for the month.
- Had a seven-start undefeated stretch from 7/20-9/11 (4-0, 4.38 ERA, 39.0IP, 19ER) snapped on 9/18 at Toronto…the stretch tied for the fifth-longest undefeated span of his career and his longest since a nine-start stretch from 5/28-7/18/10 w/ Chicago-AL).
- Was 4-0 with a 2.01 ERA (31.1IP, 7ER, 7BB, 23K) in five starts from 7/20-8/29.
- Tossed 6.2 scoreless IP on 7/20 at Tampa Bay (8H, 0BB, 7K, 1WP), recording the win in a 4-0 Yankees victory.
- Earned the win on 7/25 vs. Seattle, allowing 3ER on 8H in a season-high 7.2IP (1BB, 5K) in his longest outing since 9/20/09 vs. K.C. (w/ Chicago-AL).
- Was placed on the disabled list on 8/19 (retroactive to 8/8) through 8/28 with a cut right index finger…was his first stint on a Major League D.L. since finishing the 2007 season w/ Philadelphia on the D.L…made one rehab start with Triple-A Scranton/WB, on 8/21 at Rochester recording the win in relief (4.0IP, 8H, 2ER, 1BB, 0K, 1HR, 59 pitches/42strikes).
- Won for the fourth time in five overall starts on 8/29 at Camden Yards, (6.0IP, 2H, 1ER, 1BB, 1HR, 4K)…had his career-high 68.2IP stretch without allowing a HR snapped on 8/29 at Baltimore in the fifth inning by a solo HR from Mark Reynolds (previous career high: 40.0-inning span from 6/14/02-7/19/02 w/ Seattle)…was the longest current streak among Major League starters at the time it was snapped according to *Elias*…before 8/29, his last HR allowed was on 6/7 vs. Boston's Jacoby Ellsbury (which led off the game at Yankee Stadium.
- Allowed a season-high 7R/7ER in 2.2IP (9H, 0BB, 1K, 2HR) on 9/5 vs. Baltimore after giving up just 7ER over his previous five combined starts (7/20-8/29)…marked his most hits allowed in a start 2.2IP-or-shorter in his career…surrendered 2HR, matching his season high (third time) and marking his most since 5/15 vs. Boston (had allowed 2HR total over his previous 12 starts combined)…his first-inning homer surrendered to Nick Markakis was his first allowed to a LH batter and his first allowed at home since 6/7 (Boston's Jacoby Ellsbury).
- Allowed at least 5ER in consecutive starts on 9/5 vs. Baltimore and 9/11 at Los Angeles-AL, for just the second time since the start of the 2008 season (w/Chicago-AL: 6ER on 8/10/10 vs. Minnesota and 5ER on 8/15/10 vs. Detroit).
- Made his fifth appearance and fourth start against the Red Sox in his final start of the season on 9/24, tossing 6.0 scoreless innings (6H, 1BB, 3K)…has lost just two of his last 14G/13GS vs. Boston dating to 8/15/02, going 6-2 with a 4.60 ERA (74.1IP, 38ER) over the stretch.
- Made five official spring training starts for the Yankees, going 1-1 with a 4.91 ERA (18.1IP, 10ER)…ranked second on the team in strikeouts (15)…was added to the 40-man roster on 3/30/11.

Garcia's Career Pitching Record

Year	Team	W	L	ERA	G	GS	CG	SHO	SV	IP	H	R	ER	HR	HB	BB	SO	WP	BK
1994	DSL Astros/Brewers	4	6	5.29	16	15	0	0	0	85.0	80	61	50	1	0	38	68	11	2
1995	GCL Astros	6	3	4.47	11	11	0	0	0	58.1	60	32	29	2	6	14	58	5	0
1996	Quad City	5	4	3.12	13	13	0	0	0	60.2	57	27	21	3	4	27	50	5	5
1997	Kissimmee	10	8	2.56	27	27	5	2	0	179.0	165	63	51	6	4	49	131	3	2
1998	Jackson	6	7	3.24	19	19	2	0	0	119.1	94	48	43	8	6	58	115	8	0
	New Orleans	1	0	3.14	2	2	0	0	0	14.1	14	5	5	2	0	1	13	2	0
	Tacoma	3	1	3.86	5	5	0	0	0	32.2	30	14	14	6	2	13	30	0	1
1999	SEATTLE - a	17	8	4.07	33	33	2	1	0	201.1	205	96	91	18	10	90	170	12	3
2000	Everett	0	0	4.50	2	2	0	0	0	10.0	11	5	5	1	0	2	15	2	1
	Tacoma	1	0	2.57	1	1	0	0	0	7.0	5	2	2	2	0	2	11	0	0
	SEATTLE - b	9	5	3.91	21	20	0	0	0	124.1	112	62	54	16	2	64	79	4	2
2001	SEATTLE	18	6	3.05	34	34	4	3	0	238.2	199	88	81	16	5	69	163	3	1
2002	SEATTLE	16	10	4.39	34	34	1	0	0	223.2	227	110	109	30	6	63	181	7	1
2003	SEATTLE	12	14	4.51	33	33	1	0	0	201.1	196	109	101	31	11	71	144	11	0
2004	SEATTLE	4	7	3.20	15	15	1	0	0	107.0	96	39	38	8	2	32	82	5	0
	CHICAGO-AL - c	9	4	4.46	16	16	0	0	0	103.0	96	53	51	14	5	32	102	3	0
2005	CHICAGO-AL	14	8	3.87	33	33	2	0	0	228.0	225	102	98	26	3	60	146	20	1
2006	CHICAGO-AL	17	9	4.53	33	33	1	0	0	216.1	228	116	109	32	7	48	135	4	0
2007	PHILADELPHIA - d, e, f	1	5	5.90	11	11	0	0	0	58.0	74	39	38	12	5	19	50	5	0
	GCL Phillies	0	0	4.50	1	1	0	0	0	2.0	2	1	1	0	1	0	2	0	0
	Clearwater	0	0	0.00	2	2	0	0	0	6.1	5	0	0	0	0	1	8	0	0
2008	Lakeland	0	0	0.00	1	1	0	0	0	2.0	3	0	0	0	0	1	1	0	0
	Toledo	0	0	0.00	1	1	0	0	0	3.0	2	0	0	0	0	0	4	0	0
	DETROIT - g	1	1	4.20	3	3	0	0	0	15.0	11	8	7	3	1	6	12	0	0
2009	Buffalo - h	0	2	8.18	2	2	0	0	0	11.0	12	10	10	2	0	5	6	0	0
	Kannapolis	0	0	0.00	1	1	0	0	0	3.0	2	0	0	0	0	1	3	0	0
	Bristol	0	0	1.64	2	2	0	0	0	11.0	6	3	2	0	0	0	7	0	0
	Charlotte	0	1	3.00	1	1	0	0	0	6.0	8	2	2	1	0	0	9	1	0
	CHICAGO-AL - i	3	4	4.34	9	9	0	0	0	56.0	56	27	27	4	0	12	37	2	0
2010	CHICAGO-AL	12	6	4.64	28	28	0	0	0	157.0	171	85	81	23	3	45	89	4	0
2011	YANKEES - j, k	12	8	3.62	26	25	0	0	0	146.2	152	63	59	16	3	45	96	4	0
	Scranton/WB	1	0	4.50	1	0	0	0	0	4.0	8	2	2	1	0	1	0	0	0
Minor League Totals		**37**	**32**	**3.46**	**108**	**106**	**7**	**2**	**0**	**614.2**	**564**	**275**	**237**	**35**	**23**	**213**	**531**	**37**	**11**
AL Totals		**144**	**90**	**4.04**	**318**	**316**	**12**	**4**	**0**	**2018.1**	**1974**	**958**	**906**	**237**	**58**	**637**	**1436**	**79**	**8**
NL Totals		**1**	**5**	**5.90**	**11**	**11**	**0**	**0**	**0**	**58.0**	**74**	**39**	**38**	**12**	**5**	**19**	**50**	**5**	**0**
Major League Totals		**145**	**95**	**4.09**	**329**	**327**	**12**	**4**	**0**	**2076.1**	**2048**	**997**	**944**	**249**	**63**	**656**	**1486**	**84**	**8**

Signed to a Minor League contract with the Houston Astros on November 20, 1997.

a - Acquired by the Seattle Mariners from the Houston Astros on July 31, 1998 in a trade for P Randy Johnson.
b - Placed on the 15-day disabled list from April 22-July 7, 2000 with a hairline fracture of the right tibia.
c - Acquired by the Chicago White Sox from the Seattle Mariners on June 27, 2004 in a trade for C Miguel Olivo in a five-player deal.
d - Acquired by the Philadelphia Phillies from the Chicago White Sox on December 6, 2006 in a trade for RHP Gavin Floyd and LHP Gio Gonzalez.
e - Placed on the 15-day disabled list from March 30-April 16, 2007 with right bicep tendinitis.
f - Placed on the 15-day disabled list on June 9, 2007 with right shoulder surgery…transferred to the 60-day disabled list from July 16-October 31, 2007.
g - Signed by the Detroit Tigers to a minor league contract on August 12, 2008.
h - Signed by the New York Mets to a minor league contract on January 22, 2009.
i - Signed by the Chicago White Sox to a minor league contract on June 8, 2009.
j - Signed by the Yankees to a minor league contract on February 1, 2011.
k - Placed on the 15-day disabled list from August 19 (retroactive to August 8)-August 28, 2011 with a lacerated right index finger.

Garcia's Division Series Record

Year	Club vs. Opp.	W	L	ERA	G	GS	CG	SHO	SV	IP	H	R	ER	HR	HP	BB	SO	WP	BK
2000	SEA vs. CHW	0	0	10.80	1	1	0	0	0	3.1	6	4	4	1	0	3	2	1	0
2001	SEA vs. CLE	1	1	3.86	2	2	0	0	0	11.2	13	6	5	1	0	3	13	0	0
2005	CHW vs. BOS	1	0	5.40	1	1	0	0	0	5.0	5	3	3	3	0	4	1	0	0
Division Series Totals		**2**	**1**	**5.40**	**4**	**4**	**0**	**0**	**0**	**20.0**	**24**	**13**	**12**	**5**	**0**	**10**	**16**	**1**	**0**

Garcia's League Championship Series Record

Year	Club vs. Opp.	W	L	ERA	G	GS	CG	SHO	SV	IP	H	R	ER	HR	HP	BB	SO	WP	BK
2000	SEA vs. NYY	2	0	1.54	2	2	0	0	0	11.2	10	2	2	0	2	4	11	0	0
2001	SEA vs. NYY	0	1	3.68	1	1	0	0	0	7.1	7	3	3	0	0	4	6	0	0
2005	CHW vs. LAA	1	0	2.00	1	1	1	0	0	9.0	6	2	2	0	0	1	5	0	0
LCS Totals		**3**	**1**	**2.25**	**4**	**4**	**1**	**0**	**0**	**28.0**	**23**	**7**	**7**	**0**	**2**	**9**	**22**	**0**	**0**

Garcia's World Series Record

Year	Club vs. Opp.	W	L	ERA	G	GS	CG	SHO	SV	IP	H	R	ER	HR	HP	BB	SO	WP	BK
2005	CHW vs. HOU	1	0	0.00	1	1	0	0	0	7.0	4	0	0	0	0	3	7	0	0
World Series Totals		1	0	0.00	1	1	0	0	0	7.0	4	0	0	0	0	3	7	0	0
POSTSEASON TOTALS		**6**	**2**	**3.11**	**9**	**9**	**1**	**0**	**0**	**55.0**	**51**	**20**	**19**	**5**	**2**	**22**	**45**	**1**	**0**

Garcia's All-Star Game Record

Year	Club, Site	W	L	ERA	G	GS	CG	SHO	SV	IP	H	R	ER	HR	HP	BB	SO	WP	BK
2001	SEA, SEA	1	0	0.00	1	0	0	0	0	1.0	0	0	0	0	0	0	0	0	0
2002	SEA, MIL	0	0	0.00	1	0	0	0	0	2.0	2	0	0	0	0	0	3	1	0
All-Star Game Totals		**1**	**0**	**0.00**	**2**	**0**	**0**	**0**	**0**	**3.0**	**2**	**0**	**0**	**0**	**0**	**0**	**3**	**1**	**0**

Garcia's World Baseball Classic Record

Year	Country, Site	W	L	ERA	G	GS	CG	SHO	SV	IP	H	R	ER	HR	HP	BB	SO	WP	BK
2006	Venezuela, USA	1	0	1.23	2	2	0	0	0	7.1	5	1	1	0	0	2	11	0	0



11 BRETT GARDNER

OUTFIELDER • 5-10 • 183 • B/T: LEFT/LEFT • OPENING DAY AGE: 27

BIRTHDATE
August 24, 1983

BIRTHPLACE
Holly Hill, S.C.

RESIDES
Holly Hill, S.C.

M.L. SERVICE
3 years, 72 days

COLLEGE
College of Charleston

STATUS

- Selected by the Yankees in the third round of the 2005 First-Year Player Draft…signed through the 2011 season.

POSTSEASON NOTES

- Has appeared in 23 of 24 Yankees' postseason games over the last two seasons (2009-10), stealing three bases…appeared in 14 of the Yankees' 15 playoff games in 2009…started the final two games (World Series Games 5 and 6) in CF when Melky Cabrera was removed from the roster with a hamstring strain.

CAREER NOTES

- Has stolen 135 bases in 163 career attempts…his 82.8% success rate ranks fourth among active players with at least 100 stolen base attempts.
- According to research from the *Elias Sports Bureau*, his 103 steals within his first three years in the Majors (6/30/08-6/29/11) were most by a Yankee since Ben Chapman stole 113 within three years of his debut on 4/15/30…in the last 10 seasons, has the fifth-highest SB total of any Major Leaguer within three years of a debut according to *Elias*.
- Stole his 100th career base on 6/14/11…came in his 364th game and 124th career attempt…according to *Elias*, during the Live Ball Era (since 1920), only Rickey Henderson (162 games) and Ben Chapman (313) reached 100SB for the Yankees in fewer games…*Elias* also notes his 24CS at the time of his 100th SB were fewest among players who made their Major League debut with the Yankees in the Live Ball Era (since 1920, also when CS became an official stat in the AL)…broke the previous record held by Mickey Mantle, who had 27CS at the time of his 100th SB in 1960…overall, is the third Yankee since 1920 with as few as 24CS at the time of his 100th SB with the club: also Rickey Henderson and Alex Rodriguez.
- Is one of three Yankees all-time with at least 45SB in back-to-back seasons, joining Fritz Maisel (1914-15) and Rickey Henderson (1985-86).
- Hit eight triples in 2011 and owns 23 in his career, becoming the second Yankee in the Expansion Era (since 1961) to collect at least 20 triples over his first four Major League seasons (all with the Yankees), joining Derek Jeter (22, 1995-98)…is the 11th Yankee in the Expansion Era (since 1961) to record at least three seasons of five-or-more triples (2009-11).
- Has hit 15 home runs in his career, with the Yankees going 13-2 in those contests.

BESTS & STREAKS

2011 Highs and Streaks

Hits	3 - 10 times Last: at BOS, 8/7/11
Runs	4 - at CWS, 8/3/11
2B	2 - 2 times Last: at TOR, 7/16/11
3B	1 - 8 times Last: at TOR, 9/17/11
HR	1 - 7 times Last: vs. BAL, 9/6/11
RBI	3 - vs. BAL, 7/31/11
BB	3 - vs. TOR, 9/4/11
SO	4 - at BAL, 4/24/11
SB	2 - 9 times Last: vs. TOR 9/3/11
Hit Streak	10g - 7/10-7/22/11

Career Highs and Streaks

Hits	5 - at NYM, 6/26/09
Runs	4 - at CWS, 8/3/11
2B	2 - 3 times Last: at TOR, 7/16/11
3B	1 - 23 times Last: at TOR, 9/17/11
HR	1 - 15 times Last: vs. BAL 9/6/11
RBI	4 - 2 times Last: vs. TOR, 7/3/10
BB	3 - 3 times Last: vs. TOR 9/4/11
SO	4 - at BAL, 4/24/11
SB	3 - 2 times Last: at BOS, 10/20/10 (G2)
Single-Season Hit Strk	11g - 4/28-5/9/10
Hit Streak	11g - 2 times Last: 4/28-5/9/10

2011

- Hit .259 (132-for-510) with 87R, 19 doubles, 7HR, 36RBI and 60BB in 159 games (124 starts in LF and 10 in CF) with the Yankees in 2011…tied for the AL lead and tied for second in the Majors with 49 stolen bases (in 62 attempts).

- Was successful in 44 of his last 51 stolen base attempts (86.3%) from 5/20 after having just 5SB in his first 11 tries of the season.
- Hit in seven different spots in the lineup during the 2011 seasons: No. 1-57G, .230 (53-for-230); No. 3-1G, .000 (0-for-0, 1BB); No. 5-3G, .667 (2-for-3); No. 6-6G, .000 (0-for-7); No. 7-17G, .371 (13-for-35); No. 8-25G, .397 (29-for-73); No. 9-49G, .217 (35-for-161).
- Made his third career Opening Day roster (also 2009 and '10)…was 0-for-2 with 2SH in 3/31 Opening Day win vs. Detroit, becoming the first Yankees outfielder with 2SH in a single game since Roberto Kelly on 4/22/88 vs. Toronto.
- Hit three home runs in a six-game stretch from 4/23-28…hit solo HR and was 1-for-3 in 4/26 loss vs. Chicago-AL, marking the first time the Yankees lost a game in which he homered (had been 9-0 in such games).
- Drew a walk in a season-high seven straight games from 4/28-5/4, matching Granderson (6/26-7/4) for longest such streak by a Yankee this season—*Elias*.
- Was caught stealing twice in a game for the second time in his career in 6/11 win vs. Cleveland (other on 5/31/10 vs. Cleveland, also with Talbot pitching and Marson catching).
- Was 3-for-4 with 3R, 2 doubles and 1 triple in 6/12 win vs. Cleveland, marking his most extra-base hits in a game in his career.
- Stole his 100th career base in the sixth inning of 6/14 win vs. Texas, going 3-for-4 with 3R, 1RBI, 1BB and 1SB.
- Hit game-winning "walk-off" single in the 12th inning and was 2-for-2 on 6/16 vs. Texas, entering game in the ninth inning as a defensive replacement in LF…was his third career "walk-off" hit—all coming in extra innings—and first since 8/16/08 vs. Kansas City.

MOST STOLEN BASES BY A YANKEE, LAST 60 YEARS

1. Rickey Henderson 93, 1988
2. Rickey Henderson 87, 1986
3. Rickey Henderson 80, 1985
4. **BRETT GARDNER 49, 2011**
5. **BRETT GARDNER 47, 2010**

HIGHEST SB PERCENTAGE IN AL, 2008-10

1. Chris Getz 89.1 (41-for-46)
2. Ian Kinsler 85.7 (72-for-84)
3. Johnny Damon 85.2 (52-for-61)
4. **BRETT GARDNER.....85.1 (86-for-101)**
5. Coco Crisp 84.4 (65-for-77)

MOST SB BY A YANKEE, FIRST FOUR ML SEASONS

(since 1913, when SB became official stat in AL)

1. Fritz Maisel 154, 1913-16
2. Ben Chapman 140, 1930-33
3. **BRETT GARDNER 135, 2008-11**

- Hit his first career leadoff HR—and the Yankees' only leadoff HR in 2011—and was 3-for-5 with 2R and 1 double in 6/19 win at Chicago-NL.
- Successfully stole a base in 22 straight attempts from 6/25-8/9…according to *Elias*, was the longest such streak by a Yankee since Derek Jeter's 22 in-a-row from 7/20/01-6/2/02…*Elias* also notes it was the longest single season streak by a Yankee since Rickey Henderson's franchise record of 28 straight stolen bases without being caught in 1988.
- Recorded 13SB in July, tying him with Rajai Davis for most in the AL for the month…was the first Yankee since 1920 (when the AL began tracking caught stealing) to steal 13-or-more bases in a calendar month without being caught…his total was the highest for a Yankee in a calendar month since Tony Womack stole 14 bases in May 2005.
- Stole at least one base in a career-long five straight games from 7/16-20, marking the longest such streak for a Yankee since Alfonso Soriano in 2002 (credit: *Elias*).
- Had a season-high 10-game hitting streak from 7/10-22…during the stretch, hit a Major League-leading .459 (17-for-37) with 7R, 3 doubles and 2RBI.
- Scored a career-high 4R in 8/3 win at Chicago-AL and was 3-for-5 with 1SB and 1HP.
- Was 1-for-3 with 1 double, 1BB, 1SH and 1CS in 8/11 win vs. Los Angeles-AL…snapped a string of 22 straight successful stolen base attempts with his eighth-inning caught stealing.
- Went a career-high 48PA without a strikeout from 8/10-21 (previous career high was 35PA in 2009)…struck out looking in the first inning of 8/23 loss vs. Oakland to snap the stretch…had been the longest active streak without a strikeout in the Majors—credit: Elias Sports Bureau.
- Tied his career high with 3BB (third time) and reached base four times without recording a hit (also 1HP) in 9/4 win vs. Toronto, going 0-for-1 with 2R and 1SB.
- Batted just .219 (16-for-73) with 14R, 1 double, 1 triple, 2HR, 4RBI and 11SB in 27 games in September.
- Hit .260 (13-for-50) with 8R, 5 doubles, 1HR and 5RBI in 20 spring training games.

Gardner's Career Playing Record

Year	Club	AVG	G	AB	R	H	2B	3B	HR	RBI	SH	SF	HP	BB	SO	SB	CS	E	OBP	SLG
2005	Staten Island	.284	73	282	62	80	9	1	5	32	3	5	6	39	49	19	3	0	.376	.377
2006	Tampa	.323	63	232	46	75	12	5	0	22	1	0	2	43	51	30	7	0	.418	.433
	Trenton	.272	55	217	41	59	4	3	0	13	1	4	2	27	39	28	5	0	.318	.352
2007	Trenton	.300	54	203	43	61	14	5	0	17	1	4	0	33	32	18	4	1	.419	.392
	Scranton/WB	.260	45	181	37	47	4	3	1	9	3	0	2	21	43	21	3	2	.331	.343
2008	Scranton/WB	.296	94	341	68	101	12	11	3	32	11	3	1	70	76	37	9	0	.414	.422
	YANKEES	.228	42	127	18	29	5	2	0	16	3	1	2	8	30	13	1	0	.283	.299
2009	YANKEES - a	.270	108	248	48	67	6	6	3	23	6	1	3	26	40	26	5	2	.345	.379
	Scranton/WB	.091	4	11	3	1	0	0	0	0	0	0	0	5	1	3	0	0	.375	.091
2010	YANKEES	.277	150	477	97	132	20	7	5	47	5	3	5	79	101	47	9	1	.383	.379
2011	YANKEES	.259	159	510	87	132	19	8	7	36	8	2	8	60	93	49	13	5	.345	.369
Minor League Totals		**.289**	**386**	**1467**	**300**	**424**	**55**	**28**	**9**	**125**	**20**	**16**	**13**	**238**	**291**	**156**	**31**	**3**	**.389**	**.383**
Major League Totals		**.264**	**459**	**1362**	**250**	**360**	**50**	**23**	**15**	**122**	**22**	**7**	**18**	**173**	**264**	**135**	**28**	**8**	**.353**	**.368**

Selected by the Yankees in the third round of the 2005 First-Year Player Draft.

a – Placed on the 15-day disabled list from July 26– September 7, 2009 with a left thumb fracture.

Gardner's Division Series Record

Year	Club vs. Opp.	AVG	G	AB	R	H	2B	3B	HR	RBI	SH	SF	HP	BB	SO	SB	CS	E	OBP	SLG
2009	NYY vs. MIN	---	3	0	0	0	0	0	0	0	0	0	0	0	0	1	0	0	---	---
2010	NYY vs. MIN	.200	3	10	1	2	0	0	0	1	0	1	0	1	3	1	0	0	.250	.200
Division Series Totals		**.200**	**6**	**10**	**1**	**2**	**0**	**0**	**0**	**1**	**0**	**1**	**0**	**1**	**3**	**2**	**0**	**0**	**.250**	**.200**

Gardner's Championship Series Record

Year	Club vs. Opp.	AVG	G	AB	R	H	2B	3B	HR	RBI	SH	SF	HP	BB	SO	SB	CS	E	OBP	SLG
2009	NYY vs. LAA	.667	6	3	2	2	0	0	0	0	1	0	0	0	0	0	2	0	.667	.667
2010	NYY vs. TEX	.176	6	17	1	3	0	0	0	1	1	0	0	2	5	1	0	0	.263	.176
LCS Totals		**.250**	**12**	**20**	**3**	**5**	**0**	**0**	**0**	**1**	**2**	**0**	**0**	**2**	**5**	**1**	**2**	**0**	**.318**	**.250**

Gardner's World Series Record

Year	Club vs. Opp.	AVG	G	AB	R	H	2B	3B	HR	RBI	SH	SF	HP	BB	SO	SB	CS	E	OBP	SLG
2009	NYY vs. PHI	.000	5	10	1	0	0	0	0	0	0	0	0	0	4	0	0	0	.000	.000
World Series Totals		**.000**	**5**	**10**	**1**	**0**	**0**	**0**	**0**	**0**	**0**	**0**	**0**	**0**	**4**	**0**	**0**	**0**	**.000**	**.000**
POSTSEASON TOTALS		**.175**	**23**	**40**	**5**	**7**	**0**	**0**	**0**	**2**	**2**	**1**	**0**	**3**	**12**	**3**	**2**	**0**	**.227**	**.175**

Gardner's Career Fielding Record

Position	PCT	G	PO	A	E	TC
Outfield	.991	439	873	27	8	908

Gardner's Career Home Run Chart

MULTI-HOMER GAMES: None. **TWO-HOMER GAMES:** None. **GRAND SLAMS:** 1, 7/3/10 vs. Toronto (Ricky Romero). **PINCH-HIT HR:** None. **INSIDE-THE-PARK HR:** 2, last on 7/4/10 vs. Toronto (Brandon Morrow). **WALK-OFF HR:** None. **LEADOFF HR:** 1, 6/19/11 at Chicago Cubs (Randy Wells).

Gardner's Postseason Home Run Chart

MULTI-HOME RUN GAMES: None; **TWO-HOMER GAMES:** None; **GRAND SLAMS:** None; **PINCH-HIT HOME RUNS:** None; **INSIDE-THE-PARK HOME RUNS:** None; **WALK-OFF HOME RUNS:** None; **LEADOFF:** None.

14 CURTIS GRANDERSON

OUTFIELDER • 6-1 • 185 • B/T: LEFT/RIGHT • OPENING DAY AGE: 30

BIRTHDATE
March 16, 1981

BIRTHPLACE
Blue Island, Ill.

RESIDES
Chicago, Ill.

M.L. SERVICE
6 years, 77 days

COLLEGE
University of Illinois

CAREER HIGHLIGHTS
A.L. All-Star Team
- 2009, 2011

STATUS

- Acquired by the Yankees from the Detroit Tigers in a three-team, seven-player deal in which the Yankees sent LHP Phil Coke and OF Austin Jackson to Detroit and RHP Ian Kennedy to Arizona on December 9, 2009…enters the fourth year of a five-year contract that extends through 2012 with a club option for 2013.

POSTSEASON NOTES

- Hit a team-high .357 (10-for-28) with 2 doubles, 1 triple, 1HR, a team-high-tying 6RBI and a team-high 8BB in nine postseason games with the Yankees in 2010…the Yankees were 5-1 in the playoffs when he hit safely.
- Went 3-for-5 with 1HR and 1RBI in his first career playoff game at the original Yankee Stadium w/ Detroit on 10/3/06 in Game 1 of the ALDS.

CAREER NOTES

- Over the last five seasons (since 2007), owns the third-most extra-base hits (331) among American Leaguers…his 61 triples are the most in the Majors over the span, while his 140HR are fifth-most.
- Among Major League outfielders since 2005, ranks second with 2,436 total chances behind only Ichiro (2,553)…has committed just 18 errors over the seven-year span, posting a .993 fielding percentage.
- In his career, has hit .282 (751-for-2,660) with 131HR vs. right-handed pitchers…owns a .226 (219-for-968) batting average with 36HR off lefties…reversed the trend in 2011, hitting .272 with 16HR against LHP and 258 (101-for-392) with 25HR off RHP.
- Was honored by the MLB Players Alumni Association as the Yankees' 2011 winner of the Heart and Hustle Award, presented to one player on each team who demonstrates a passion for the game of baseball and best embodies the values, spirit and tradition of the game, based on the passion, desire and work ethic demonstrated both on and off the field.

BESTS & STREAKS

2011 Highs and Streaks

Hits	4 - 4 times Last: at CWS, 8/3/11
Runs	4 - vs. OAK, 8/25/11
2B	2 - 5 times Last vs. TB, 9/20/11
3B	1 - 10 times Last: at MIN, 8/18/11
HR	2 - 4 times Last: at BAL, 8/28/11 (G2)
RBI	5 - 2 times Last: vs. OAK, 8/25/11
BB	3 - 3 times Last: at BOS, 8/7/11
SO	3 - 10 times Last: at LAA, 9/10/11
SB	2 - 2 times Last: at TB, 7/18/11
Hit Streak	9g - 4/14-4/25/11

Career Highs and Streaks

Hits	5 - 2 times Last: at CLE, 7/30/08
Runs	4 - 2 times Last: vs. OAK, 8/25/11
2B	2 - 13 times Last: vs. TB, 9/20/11
3B	2 - 5 times Last: vs. LAA, 4/15/10
HR	2 - 11 times Last: at BAL, 8/28/11 (G2)
RBI	5 - 5 times Last: vs. OAK, 8/25/11
BB	3 - 6 times Last: at BOS, 8/7/11
SO	4 - 4 times Last: vs. TOR, 7/4/10
SB	3 - at CWS, 9/30/07
Hit Streak	15g - 6/10-6/27/08

2011 NOTES

- Hit .262 (153-for-583) with 136R, 26 doubles, 41HR, 119RBI and 85BB in 156 games (150 starts in CF and one at DH) with the Yankees in 2011, setting career highs in runs, HR and RBI…led the Majors in runs scored, ranked second in home runs and extra-base hits (81), third in RBI and total bases (332)…also led the Majors with 4.44 pitches seen per plate appearance.
- Reached double digits in doubles (26), triples (10), HR (41) and SB (25)…since stolen bases became an official stat in the AL in 1913, only eight Yankees prior to Granderson accomplished the feat (Ben Chapman-1930, '31 and '32; Lou Gehrig-1927, '30 and '31;

Joe Gordon-1940; Tony Lazzeri-1926, '28, '32 and '33; Bob Meusel-1921, '22, '24 and '25; Wally Pipp-1916, Babe Ruth-1921 and '23 and Snuffy Stirnweiss-1945), and none since Stirnweiss (credit: Elias Sports Bureau).

- Is the only player in Major League history to record at least 40HR, 10 triples and 25SB in a season.
- Became the seventh Yankee to collect 130R and 40HR in a single season, joining Joe DiMaggio (1937), Lou Gehrig (1927, '30-31, '36), Mickey Mantle (1956, '61), Roger Maris (1961), Alex Rodriguez (2007) and Babe Ruth (1920-21, '23-24, '26-28, '30-31).
- Is the first centerfielder to record at least 130R and 115RBI in a season since Atlanta's Dale Murphy in 1983 and the first in the AL since Mickey Mantle in 1961.
- Scored 136 runs, 15 more tha any other player this season, and the most runs scored by a Yankees outfielder since Rickey Henderson in 1985 (146R).
- Became the third Yankees centerfielder with at least 41HR in a single season, joining Mickey Mantle (three times) and Joe DiMaggio (once)…marked the most home runs by a Yankees CF since Mantle hit 54HR in 1961.
- Has 55HR since 8/14/10, the second-most in the Majors over the span behind Jose Bautista (61).
- Homered in back-to-back games four times and three straight games three times…collected four multi-HR games (5/6 at Texas, 7/5 at Cleveland, 8/10 vs. Los Angeles-AL and 8/28-G2 at Baltimore).

MOST ASSISTS, ML CENTERFIELDER, 2011

1.	Adam Jones, BAL	16
2.	Melky Cabrera, KC	13
3.	**CURTIS GRANDERSON, NYY**	**11**
	Matt Kemp, LAD	11
5.	Andrew McCutchen, PIT	9

MOST HR vs. LHP in 2011

1.	**CURTIS GRANDERSON, NYY**	**16**
2.	MARK TEIXEIRA, NYY	13
3.	Josh Willingham, OAK	12

MOST RBI vs. LHP in 2011

1.	ROBINSON CANO, NYY	45
2.	**CURTIS GRANDERSON, NYY**	**44**
3.	Ben Zobrist, TB	38
4.	MARK TEIXEIRA, NYY	36

DOUBLE DIGITS

NYY w/ at least 10 doubles, 10 triples, 10HR & 10SB in a season since SB became an official stat in the AL in 1913

Wally Pipp	1916
Bob Meusel	1921, '22, '24, '25
Babe Ruth	1921, '23
Tony Lazzeri	1926, '28, '32, '33
Lou Gehrig	1927, '30, '31
Ben Chapman	1930, '31, '32
Joe Gordon	1940
Snuffy Stirnweiss	1945
CURTIS GRANDERSON	**2011**

- Hit a career-high 16HR off left-handed pitching in 2011 (previous high was 5HR in 147 such at-bats in 2008)…had 20 such home runs in his career entering the season…led the Majors with 16HR and ranked second to teammate Robinson Cano with 44RBI against left-handed pitching in 2011…marked the most single-season home runs by a left-handed hitter off left-handed pitching since Philadelphia's Ryan Howard had 16 such HR in 2007…were the most by any American Leaguer since David Ortiz (18) and Travis Hafner (16) in 2006…are the most by a Yankee since Bernie Williams (16) in 1996 and most by a Yankees left-handed batter since Don Mattingly (18) in 1985.
- Of his 119RBI in 2011, 46 either tied the game or gave the Yankees the lead (38.7%)…20 of his 41HR came with runners on base (48.8%).
- Had 109R and 92RBI in 112 games when hitting second in the lineup, the most such runs and RBI out of that spot in the Majors in 2011.
- Became the first Yankee since Joe DiMaggio in 1937 (15 triples, 46HR) with at least 10 triples and 40HR in a season, and just the fourth Yankee (seventh time) since 1903 to reach the totals—credit: STATS, Inc…according to Elias, is the first player in club history with at least 10 triples, 30HR and 20SB in a single year.
- Set a franchise record with 169K in 2011, marking the sixth-most among all Major Leaguers.
- Earned his second All-Star Game selection, making his first start (in CF) in 7/12 All-Star Game, going 0-for-2 in the NL's 5-1 victory…with 6,683,877 fan votes, received the second-highest vote total of all-time (behind Jose Bautista's 7,454,753 – also in 2011)…became the Yankees' first centerfielder to be named to the All-Star team since Bernie Williams in 2001.
- Had 25HR before the All-Star break…over the last 50 years (1962-2011), only three Yankees hit more home runs prior to the All-Star break—Alex Rodriguez (30HR in 2007), Tino Martinez (28HR in 1997) and Jason Giambi (27HR in 2006 and 26HR in 2003)…became just the third player in Major League history to accumulate at least 7 triples and 25HR in a season before the All-Star break, joining Willie Mays (1955, NY Giants) and Eddie Mathews (1959, Milwaukee)…was the first Yankee with at least seven triples before the All-Star game since Derek Jeter in 1999 (eight)—credit: Elias.
- Became the first Yankee ever to accumulate at least 25HR and 15SB before the All-Star break.
- Hit 10 triples in 2011 becoming the first Yankee since Derek Jeter (1997-99) to collect at least seven triples in consecutive seasons and the first to do so in their first two years with the Yankees since Gene Woodling did so in three straight seasons from 1949-51.
- Had 11 assists in 2011, setting a single-season career high (previous high was 10CF assists in 2007).
- Batted .438 (14-for-32) with 14R, 6HR and 13RBI in nine games vs. Texas in 2011…marked his most HR against any one team in any one season in his career (previous high was 5HR vs. Kansas City in 2006)…is the third Yankee in the 2000s to hit at least 6HR in one season against a non-AL East opponent, joining Alex Rodriguez (2007, 6HR vs.

Cleveland, Kansas City and Los Angeles-AL) and Jason Giambi (2005, 6HR vs. Los Angeles-AL).

- Made his fifth career Opening Day roster (began the 2008 season on the 15-day D.L.)…hit game-winning solo HR and was 1-for-3 in 3/31 win vs. Detroit…has now homered on Opening Day in each of the last three seasons, becoming the third player in the last decade (since 2002) to homer in three straight Opening Day games, joining Adam Lind (2009-11) and Adam Dunn (2005-07)…the homer came off LHP Phil Coke, his first AB vs. a LHP this season…did not homer of a lefty in 2010 until 6/1 vs. Baltimore (off Brian Matusz) in his 36th AB of the season facing a LHP.

100/100

CF Curtis Granderson became the first Major Leaguer to record 100R and 100RBI this season, doing so in his first 126 games…according to Elias, only two Yankees since 2000 have reached those marks in 126 personal games or fewer: Alex Rodriguez in 2007 and Bernie Williams in 2000.

DYNAMIC DUO

Yankees combo 1B Mark Teixeira (32HR) and **CF Curtis Granderson** (33HR) each surpassed the 30-HR plateau through the first 115 games of 2011…only two pairs of Yankees each hit at least 30HR in fewer than 115 team games in a season – Maris/Mantle (1961) and Gehrig/Ruth (three times).

- Hit 7HR by the end of April, becoming the first Yankees centerfielder with at least 7HR by the end of the month since Mickey Mantle in 1961 (credit: ESPN Research)…hit 5HR in a seven-game span from 4/15-24, batting .414 (12-for-29) over the stretch.
- Scored a Major League-high 29R with 10HR and 26RBI in May.
- Became the fifth player in Yankees history to hit 14 or more home runs before the team's 40th game of the season (through 5/17), joining Babe Ruth (six times), Mickey Mantle (1956), Tino Martinez (1997) and Alex Rodriguez (2007)…hit 16HR through the team's first 45 games (through 5/22), becoming the third Yankee in the last 50 years to reach the total in 45 games or less, joining Martinez (17HR in 1997) and Rodriguez (16HR in 2005; 18HR in 2007)—credit: *Elias Sports Bureau*.
- Scored at least one run in eight consecutive games from 5/21-29, matching the longest such streak of his career (also 8/27-9/4/08 w/ Detroit).
- Was 0-for-2 with 3BB and 1SB in 5/23 loss vs. Toronto, scoring all three of the Yankees' runs on Cano RBI…according to *Elias*, marked the first time in franchise history that the Yankees scored at least three runs with one player scoring all of the runs and another accounting for an RBI on each…tied his career high in walks (fourth time).
- Drove in the game-tying run with a two-out RBI single in the ninth inning…was his second game-tying hit with two outs in the ninth inning or later this season (also 5/11 vs. Kansas City)…according to ESPN Research, joined Gary Sheffield (two in 2005), Roberto Kelly (two in 1991), Willie Randolph (two in 1980) and Graig Nettles (two in 1975) as the only Yankees in the last 50 years to have two such hits in the same season…went 4-for-5 in the game, marking his most hits since 7/30/08 w/ Detroit at Cleveland (5-for-7).
- With 5 triples and 17HR by the close of play on 5/31, joined Babe Ruth (5 triples and 19HR though 5/31 in 1928) as the only two players in Major League history to reach those totals in a season before June 1—credit: *Elias Sports Bureau*.
- Hit his 20th home run of the season in 6/11 win vs. Cleveland—his 62nd game of the season…became the first Yankees left-handed batter to hit at least 20HR in 62-or-fewer games since Tino Martinez in 1997 (21HR in first 62G) …became the first Yankees OF to do so since Maris and Mantle in 1961—credit: *Elias*.
- Tied his career high with 2B in 6/24 loss vs. Colorado (fifth time, first since 9/29/08 at Chicago-AL).
- Drew a walk in a career-high seven straight games from 6/26-7/4, matching Gardner (4/28-5/4) for longest by a Yankee this season—*Elias*.
- Scored 70 runs through 6/29, becoming the first Yankees to score at least 70 runs before 7/1 since Alex Rodriguez in 2007 (73R through 6/30)…*Elias* also notes he became the seventh player in Baseball history with at least seven triples and 20HR in a season before 7/1, joining Babe Ruth (1921), Lou Gehrig (1927), Chuck Klein (1932), Willie Mays (1955), Jim Rice (1978) and Vladimir Guerrero (2000).
- Made his first-ever start at DH in 7/16 win at Toronto, going 1-for-4 with 1R and 1BB.
- Hit third in the starting lineup for the first time in his career in 7/22 win vs. Oakland, going 0-for-2 with 2R, 2RBI, 2BB, 1SF, 1HP and 1SB.
- Was named AL "Player of the Month" for August, marking his first career monthly award…during the month, hit .286 (30-for-105) with 29R, 5 doubles, 2 triples, 10HR and 29RBI…led the Majors in runs scored and tied for first in home runs…was tied for the AL lead in RBI with teammate Robinson Cano.
- Tied his career high with 5RBI in 8/3 win at Chicago-AL (fourth time), going 4-for-6 with 2R, 1 double and 1 triple.
- Scored his 100th run of the season in 8/6 loss at Boston—in the team's 112th game of the season—becoming the third-quickest Yankee to reach the mark since 1986, trailing only Rickey Henderson (106 games in 1986) and Alex Rodriguez (110 games in 2007)—credit: *Elias*…also stole his 100th career base in the contest.
- Hit inside-the-park HR—his 35th homer of the season and the first of back-to-back home runs with Mark Teixeira—and was 1-for-4 with 1BB and 1SB in 8/21 win at Minnesota…was his third career inside-the-park HR and first by a Yankee since Jeter on 7/22/10 vs. Kansas City…according to the Elias Sports Bureau, the last

time a player hit an ITP HR for his 35th or later home run in a season was Sammy Sosa in 2001 (HR No. 63 was an inside-the-park HR)…the last Yankee with at least 35HR in a season and at least one of them being an ITP homer was Mickey Mantle in 1961.

- Hit his third career grand slam in 8/25 win vs. Oakland…was the Yankees' third GS of the game to set a Major League record…tied career highs in runs scored (4R, second time, also 7/21/08 at Kansas City) and RBI (5RBI, fifth time, first since 8/3 at Chicago-AL)…was his next homer after the inside-the-park HR, becoming the first player since Carl Crawford (April 2007) to have consecutive homers be an inside-the-park and grand slam.
- Hit three-run HR and solo HR and was 3-for-5 in 8/28 Game 2 win at Baltimore…was his 11th career multi-HR game and fourth this season—also 5/6 at Texas, 7/5 at Cleveland and 8/10 vs. Los Angeles-AL.
- Recorded outfield assists on plays at home plate in the seventh and eighth innings of 9/8 loss at Baltimore…was the second time in 2011 he has recorded two outfield assists in a game, becoming the first Yankee outfielder with multiple games of multiple OF assists since Mel Hall in 1992 (credit: Elias).
- Snapped an 0-for-13 stretch with a fifth-inning two-run HR in 9/11 win at Los Angeles-AL…struck out for the 158th time in 2011 in the seventh inning, surpassing Alfonso Soriano (157K in 2002) for the most strikeouts in a single season in franchise history.
- Was hitless in a season-high 19AB from 9/21 (Game 2)-9/27…snapped the stretch with a first-inning single in 9/28 loss at Tampa Bay.
- Batted .385 (15-for-39) with 11R, 1 double, 3 triples, 3HR and 7RBI in 15 spring training games…led the Yankees in runs scored, ranked second in total bases (31) and tied for second in home runs…suffered a strained right oblique prior to the Yankees' game on 3/22 at Baltimore's Ed Smith Stadium in Sarasota and did not appear in a Major League game for the remainder of spring training.

Granderson's Career Batting Record

Year	Club	AVG	G	AB	R	H	2B	3B	HR	RBI	SH	SF	HP	BB	SO	SB	CS	E	OBP	SLG
2002	Oneonta	.344	52	212	45	73	15	4	3	34	0	1	7	20	35	9	2	1	.417	.495
2003	Lakeland	.286	127	476	71	136	29	10	11	51	5	3	12	49	91	10	7	5	.365	.458
2004	Erie	.303	123	462	89	140	19	8	21	93	3	4	4	80	95	14	8	3	.407	.515
	DETROIT - a	.240	9	25	2	6	1	1	0	0	0	0	0	3	8	0	0	0	.321	.360
2005	Toledo	.290	111	445	79	129	29	13	15	65	2	5	3	48	129	22	6	4	.359	.515
	DETROIT	.272	47	162	18	44	6	3	8	20	2	0	0	10	43	1	1	0	.314	.494
2006	DETROIT	.260	159	596	90	155	31	9	19	68	7	6	4	66	174	8	5	1	.335	.438
2007	DETROIT	.302	158	612	122	185	38	23	23	74	5	2	5	52	141	26	1	5	.361	.552
2008	Toledo	.333	2	9	1	3	1	0	0	0	0	0	0	0	1	0	0	0	.333	.444
	West Michigan	.364	3	11	1	4	0	2	0	1	0	0	0	1	2	0	0	0	.417	.727
	DETROIT - b	.280	141	553	112	155	26	13	22	66	1	1	3	71	111	12	4	4	.365	.494
2009	DETROIT - c	.249	160	631	91	157	23	8	30	71	3	2	2	72	141	20	6	3	.327	.453
2010	YANKEES - d	.247	136	466	76	115	17	7	24	67	4	3	2	53	116	12	2	2	.324	.468
	Scranton/WB	.250	5	16	0	4	0	0	0	2	0	0	0	2	2	0	0	0	.333	.250
2011	YANKEES	.262	156	583	136	153	26	10	41	119	4	7	12	85	169	25	10	3	.364	.552
Minor League Totals		**.300**	**423**	**1631**	**286**	**489**	**93**	**37**	**50**	**246**	**10**	**13**	**26**	**200**	**355**	**55**	**23**	**13**	**.382**	**.494**
Major League Totals		**.267**	**966**	**3628**	**647**	**970**	**168**	**74**	**167**	**485**	**26**	**21**	**28**	**412**	**903**	**104**	**29**	**18**	**.345**	**.493**

Selected by the Detroit Tigers in the third round of the 2002 First-Year Player Draft.

a – Placed on the disabled list from June 21-July 3, 2004 with a left ankle sprain.
b – Placed on the disabled list from March 23-April 23, 2008 with a non-displaced fracture of the third metacarpal in his right hand.
c – Acquired by the Yankees from the Detroit Tigers in a three-team, seven-player deal in which the Yankees sent LHP Phil Coke and OF Austin Jackson to Detroit and RHP Ian Kennedy to the Arizona Diamondbacks on December 9, 2009.
d – Placed on the 15-day disabled list from May 2-27, 2010 with a grade 2 left groin strain.

Granderson's Division Series Record

Year	Club vs. Opp.	AVG	G	AB	R	H	2B	3B	HR	RBI	SH	SF	HP	BB	SO	SB	CS	E	OBP	SLG
2006	DET vs. NYY	.294	4	17	3	5	0	1	2	5	0	1	0	0	1	1	0	0	.278	.765
2010	NYY vs. MIN	.455	3	11	2	5	1	1	0	3	1	0	0	1	1	1	0	0	.500	.727
Division Series Totals		**.357**	**7**	**28**	**5**	**10**	**1**	**2**	**2**	**8**	**1**	**1**	**0**	**1**	**2**	**2**	**0**	**0**	**.367**	**.750**

Granderson's Championship Series Record

Year	Club vs. Opp.	AVG	G	AB	R	H	2B	3B	HR	RBI	SH	SF	HP	BB	SO	SB	CS	E	OBP	SLG
2006	DET vs. OAK	.333	4	15	4	5	2	0	1	2	0	0	0	4	2	1	0	0	.474	.667
2010	NYY vs. TEX	.294	6	17	1	5	1	0	1	3	0	0	1	7	4	0	1	0	.520	.529
LCS Totals		**.313**	**10**	**32**	**5**	**10**	**3**	**0**	**2**	**5**	**0**	**0**	**1**	**11**	**6**	**1**	**1**	**0**	**.500**	**.594**

Granderson's World Series Record

Year	Club vs. Opp.	AVG	G	AB	R	H	2B	3B	HR	RBI	SH	SF	HP	BB	SO	SB	CS	E	OBP	SLG
2006	DET vs. STL	.095	5	21	1	2	1	0	0	0	0	0	0	1	7	0	0	0	.136	.143
World Series Totals		**.095**	**5**	**21**	**1**	**2**	**1**	**0**	**0**	**0**	**0**	**0**	**0**	**1**	**7**	**0**	**0**	**0**	**.136**	**.143**
POSTSEASON TOTALS		**.272**	**22**	**81**	**11**	**22**	**5**	**2**	**4**	**13**	**1**	**1**	**1**	**13**	**15**	**3**	**1**	**0**	**.375**	**.531**

Granderson's All-Star Game Record

Year	Club, Site	AVG	G	AB	R	H	2B	3B	HR	RBI	SH	SF	HP	BB	SO	SB	CS	E	OBP	SLG
2009	DET, St. Louis	1.000	1	1	1	1	0	1	0	0	0	0	0	0	0	0	0	0	1.000	3.000
2011	NYY, Arizona	.000	1	2	0	0	0	0	0	0	0	0	0	0	0	0	0	0	.000	.000
All-Star Game Totals		**.333**	**2**	**3**	**1**	**1**	**0**	**1**	**0**	**0**	**0**	**0**	**0**	**0**	**0**	**0**	**0**	**0**	**.333**	**1.000**

Granderson's World Baseball Classic Record

Year	Country, Site	AVG	G	AB	R	H	2B	3B	HR	RBI	SH	SF	HP	BB	SO	SB	CS	E	OBP	SLG
2009	USA, USA	.235	7	17	1	4	0	0	0	2	0	0	0	2	5	0	0	0	.316	.235
WBC Totals		**.235**	**7**	**17**	**1**	**4**	**0**	**0**	**0**	**2**	**0**	**0**	**0**	**2**	**5**	**0**	**0**	**0**	**.316**	**.235**

Granderson's Career Fielding Record

Position	PCT	G	PO	A	E	TC
Outfield	.993	956	2394	41	18	2453

Granderson's Career Home Run Chart

MULTI-HOMER GAMES: 11. **TWO-HOMER GAMES:** 11, last on 8/28/11-G2 at Baltimore. **GRAND SLAMS:** 3, on 8/25/11 vs. Oakland (Bruce Billings). **PINCH-HIT HR:** None. **INSIDE-THE-PARK HR:** 3, last on 8/21/11 at Minnesota (Jose Mijares). **WALK-OFF HR:** 1, on 9/26/05 w/ Detroit vs. Chicago-AL (Cliff Politte). **LEADOFF HR:** 24, last on 9/27/09 w/ Detroit at Chicago-AL (Daniel Hudson).

Granderson's Postseason Home Run Chart

MULTI-HOME RUN GAMES: None; **TWO-HOMER GAMES:** None; **GRAND SLAMS:** None; **PINCH-HIT HOME RUNS:** None; **INSIDE-THE-PARK HOME RUNS:** None; **WALK-OFF HOME RUNS:** None; **LEADOFF:** None.

65 PHIL HUGHES

RIGHT-HANDED PITCHER • 6-5 • 240 • B/T: RIGHT/RIGHT • OPENING DAY AGE: 24

BIRTHDATE
June 24, 1986

BIRTHPLACE
Mission Viejo, Calif.

RESIDES
Tampa, Fla.

M.L. SERVICE
4 years, 113 days

CAREER HIGHLIGHTS

A.L. All-Star Team
- 2010

All-Star Futures Game
- 2006

Kevin Lawn Award Yankees "Minor League Pitcher of the Year"
- 2006

STATUS

- Selected by the Yankees in the first round (23rd overall) of the 2004 First-Year Player Draft…signed through the 2011 season.

POSTSEASON NOTES

- Tossed 7.0 scoreless innings in his first career postseason start in Game 3 of the 2010 ALDS on 10/9/10 vs. Minnesota, recording the win in the 6-1 victory to complete the series sweep…became the third Yankee to toss at least 7.0 scoreless IP in his first career postseason start, joining Orlando Hernandez (Gm 4, ALCS 10/10/98 at Cleveland - 7.0IP) and Waite Hoyt (Gm 2, WS 10/6/21 vs. NY Giants - 9.0IP)…became the first Yankee under the age of 25 to win a postseason start since Dave Righetti on 10/15/81 in Game 3 of the ALCS vs. Oakland…started Game 2 and Game 6 in the ALCS…at 24 years, 114 days, became the youngest Yankee to start either Game 1 or 2 of a playoff series since Andy Pettitte started Game 2 of the 1996 ALDS at 24 years, 109 days.
- Worked exclusively out of the bullpen in the 2009 postseason, going 0-1 with an 8.53 ERA (6.1IP, 11H, 6ER, 4BB, 7K, 1HR) in nine appearances…pitched in all three 2009 ALDS games vs. Minnesota, allowing 2ER in 2.0 combined IP without recording a decision.
- Appeared in two Division Series games vs. Cleveland in 2007, allowing 1ER in 5.2IP of relief (1.59 ERA, 3H, 0BB, 6K)… at 21 years, 102 days old, became the youngest Yankees pitcher to appear in a postseason game since Bill Stafford (21 years, 58 days) in Game 5 of the 1960 World Series vs. Pittsburgh…tossed 3.2 scoreless innings and earned the win in the Yankees' Game 3 victory (2H, 4K).

BESTS & STREAKS

2011 Highs and Streaks

Low hit CG	3 - at CWS, 8/2/11 (6.0IP)
IP (start)	7.2 - at MIN, 8/19/11
IP (relief)	1.2 - at TB, 9/26/11
Hits	9 - 2 times Last: vs. SEA, 7/27/11
Runs	7 - vs. OAK, 7/22/11
BB	4 - vs. OAK, 7/22/11
SO	6 - vs. TB, 8/13/11
HR	2 - vs. DET, 4/3/11
Winning Streak	2g - 8/13-8/19/11
Losing Streak	2g - 4/3-7/6/11

Career Highs and Streaks

Low hit CG	3 - at CWS, 8/2/11 (6.0IP)
IP (start)	8.0 - 2 times Last: at TEX, 5/25/09
IP (relief)	3.2 - at BOS, 6/10/09
Hits	10 - vs, SEA, 6/29/10
Runs	8 - at BAL, 5/9/09
BB	5 - 5 times Last: vs. TB, 9/21/10
SO	10 - at OAK, 4/21/10
HR	3 - 3 times Last: vs. TOR, 9/5/10
Winning Streak	9g - 8/14/09-5/12/10
Losing Streak	4g - 4/8-4/29/08

CAREER NOTES

- According to the *Elias Sports Bureau*, Hughes' 36 career wins are the most victories by a player the Yankees selected in the first round of the First-Year Player Draft, surpassing the six career wins of Bill Burbach (Yankees 1965 first-round pick).
- Is 30-21 with a 4.90 ERA (387.1IP, 211ER) in 71 career starts…is 6-2 with a 1.46 ERA (55.1IP, 9ER) in 48 career relief appearances.
- Is 10-1 in his last 14 starts that immediately followed a Yankees loss (since May 2009).
- Is 11-4 with a 4.34 ERA (112.0IP, 54ER) in day games over the last three years (including relief appearances) since 2009.
- Has lost just six of his last 28 home starts since 5/15/09 (regular season and postseason), going 14-6 with a 5.17 ERA (156.2IP, 90ER)…the Yankees have gone 22-6 in those starts.
- According to *Elias*, the Yankees are undefeated (26-0) when staking Hughes to a lead of three runs or more in any of his starts, with Hughes winning 23 of those outings.
- In 104 career regular season appearances (56 starts) from May through October, is 33-17 with a 4.12 ERA (380.0IP, 174ER), as opposed to going 3-6 with a 6.82 ERA (60.2IP, 46ER)

in 14 starts during the month of April in his career.

2011

- Went 5-5 with a 5.79 ERA (74.2IP, 48ER) in 17 appearances (14GS) in 2011…in 14GS, was 5-4 with a 5.90 ERA (71.2IP, 47ER), allowing 2ER or less in eight of his last 11 starts, after allowing 5ER or more in each of his first three outings to begin the year…recorded a season-high 7.2IP on 8/19 at Minnesota…made three relief appearances, going 0-1 with a 3.00 ERA (3.0IP, 1ER) in just 3.0IP out of the bullpen (1ER)…opponents batted .283 (84-for-297, 9HR); LH .312 (58-for-186, 4HR) and RH .234 (26-for-111, 5HR)…the Yankees went 9-5 in his starts.

HUGHES' 2011 STARTING PITCHING LINES

Date/Opp	Score	W/L	IP	H	R	ER	HR	BB	K	NP/K	ERA	Left game
4/3 vs. DET	7-10	L	4.0	5	5	5	2	2	1	90/57	11.25	Trailing 5-4
4/8 at BOS	6-9	ND	2.0	7	6	6	1	2	0	47/29	16.50	Trailing 6-3
4/14 vs. BAL	6-5	ND	4.1	7	5	5	1	0	2	70/51	13.94	Trailing 4-0
7/6 at CLE	3-5	L	5.0	6	2	2	0	2	2	87/57	10.57	Trailing 2-0
7/17 at TOR	7-2	W	6.0	4	2	2	0	2	5	80/51	8.44	Leading 5-2
7/22 vs. OAK*	17-7	ND	4.1	9	7	7	1	4	3	98/66	9.47	Leading 14-5
7/27 vs. SEA	2-9	L	6.0	9	2	2	0	1	3	101/65	8.24	Trailing 2-1
8/2 at CWS	6-0	W	6.0	3	0	0	0	0	4	65/48	6.93	Leading 6-0
8/7 at BOS	*2-3*	*L*	*0.1*	*2*	*1*	*1*	*0*	*1*	*0*	*13/6*	*7.11*	*Trailing 3-2*
8/13 vs. TB*	9-2	W	6.0	4	2	2	1	1	6	96/65	6.55	Leading 9-2
8/19 at MIN	8-1	W	7.2	2	1	1	1	3	2	106/70	5.75	Leading 6-1
8/25 vs. OAK*	22-9	ND	2.2	7	6	6	0	0	5	78/48	6.46	Trailing 4-1
8/31 at BOS	5-9	L	5.2	8	6	6	1	2	4	100/62	6.75	Tied 5-5
9/6 vs. BAL	5-3	ND	6.0	5	2	2	1	1	5	106/75	6.41	Leading 3-2
9/12 at SEA	9-3	W	6.0	5	1	1	0	3	3	99/66	6.00	Leading 6-1
9/26 at TB	*2-5*	*--*	*1.2*	*1*	*0*	*0*	*0*	*2*	*1*	*36/18*	*5.86*	*Trailing 4-2*
9/28 at TB	*7-8*	*--*	*1.0*	*0*	*0*	*0*	*0*	*1*	*1*	*20/14*	*5.79*	*Leading 7-0*
Totals		**5-5**	**74.2**	**84**	**48**	**48**	**9**	**27**	**47**		**5.79**	

*start came after a Yankees loss – **Bold**-season high – *italics*-relief appearance

- According to *Elias* the Yankees scored 103 runs in Hughes' first 13 starts in 2011…over the last three seasons, the only other instance of a Major League pitcher having his team score at least 100 runs through his first 13 starts of a season was also Hughes, in 2010 (100 runs).
- Allowed 16ER combined over his first three starts of the season, pitching less than 5.0 innings in each outing (10.1 combined IP).
- Was placed on the 15-day disabled list on 4/15 and transferred to the 60-day disabled list on 5/25 with right shoulder inflammation…missed 84 games before being returned from rehab and reinstated on 7/6…marked his third career D.L. stint and first since 5/1-7/30/08 (stress fracture, right rib cage).
- Combined to make three minor league rehab starts with Short-Season A Staten Island and Double-A Trenton, going 1-0 with a 1.93 ERA…allowed 3ER in 14.0IP, striking out 18 batters with 5BB (9H, 1HR)…made his last rehab start on 6/29 w/ Double-A Trenton vs. New Hampshire and earned the win, striking out eight batters and allowing 1ER on 3H in 6.1IP (2BB; 88 pitches/61 strikes)…made his first rehab appearance with Short-Season A Staten Island on 6/19 at Brooklyn and recorded a no-decision, allowing 1ER on 3H in 4.1IP (1BB, 7K, 1HR)…retired 11 consecutive batters at one point and threw 61 pitches (41 strikes).
- Was staked to a 14-2 on 7/22 vs. Oakland, but was removed after 4.1IP (9H, 7 ER)...according to *Elias,* Hughes became the second starting pitcher in the last 31 seasons to be removed from a game without recording 5.0IP, despite leading by at least 12 runs…joined San Diego's Tim Stauffer who allowed 7R in just 3.2IP on 7/29/07 at Houston, after being afforded a 12-0 lead.
- Failed to record a win in two starts vs. Oakland this season, despite being credited with a 19.29 run support average (2GS, 15RS) in those two outings…the Yankees scored 17 totals runs in his outing on 7/22 vs. the Athletics and 22 total runs in his last start on 8/25, with Hughes receiving a no-decision each time.
- Was credited with his first career shutout in his start on 8/2 at Chicago-AL, limiting the White Sox to 3H with no walks and 4K in 6.0 scoreless innings…according to Elias, prior to that start, the last Yankees pitcher to be credited with a shutout despite not pitching 9.0 innings was Sam McDowell on 7/20/73, also against the White Sox…McDowell threw only six innings in the second game of a doubleheader at the original Yankee Stadium that was halted by rain.
- Made his first relief appearance of the season on 8/7 at Boston…marked his first relief appearance in nearly a year, last appearing out of the bullpen on 10/2/10, also at Boston.
- Limited opponents to 2ER or less in eight of his last 11 starts following his D.L. stint, going 5-3 with a 4.55 ERA (61.1IP, 31ER) and a .262 opponents batting average (62-for-237)…after his first three starts of the season prior to going on the DL, went 0-1 with a 13.94 ERA (10.1IP, 16ER,) with batters hitting .396 (19-for-48).
- *Elias* notes that opponents had just 11H in their last 57 at-bats vs. Hughes with runners on base.
- Made five Grapefruit League starts, going 1-0 with a 4.09 ERA (22.0IP, 10ER)…led all Yankees pitchers in innings pitched and walked just three batters while striking out 14.

Hughes' Career Pitching Record

YEAR	CLUB	W	L	ERA	G	GS	CG	SHO	SV	IP	H	R	ER	HR	HB	BB	SO	WP	BK
2004	Yankees	0	0	0.00	3	3	0	0	0	5.0	4	0	0	0	0	0	8	0	0
2005	Charleston	7	1	1.97	12	12	1	0	0	68.2	46	19	15	1	3	16	72	3	0
	Tampa	2	0	3.06	5	4	0	0	0	17.2	8	6	6	0	3	4	21	0	0
2006	Tampa	2	3	1.80	5	5	0	0	0	30.0	19	7	6	0	1	2	30	0	0
	Trenton	10	3	2.25	21	21	0	0	0	116.0	73	30	29	5	2	32	128	5	0
2007	Tampa	0	0	0.00	1	1	0	0	0	2.0	0	1	0	0	0	2	3	0	0
	Trenton	0	0	1.29	2	2	0	0	0	7.0	5	1	1	0	0	2	11	0	0
	Scranton/WB	4	1	2.20	5	5	0	0	0	28.2	16	7	7	0	1	8	28	2	0
	YANKEES - a	5	3	4.46	13	13	0	0	0	72.2	64	39	36	8	2	29	58	4	0
2008	YANKEES - b	0	4	6.62	8	8	0	0	0	34.0	43	26	25	3	1	15	23	2	0
	Charleston	2	0	0.00	2	0	0	0	0	6.2	3	0	0	0	0	2	6	2	0
	Scranton/WB	1	0	5.90	6	6	0	0	0	29.0	34	19	19	2	2	9	31	0	0
2009	Scranton/WB	3	0	1.86	3	3	0	0	0	19.1	17	4	4	2	0	3	19	0	0
	YANKEES	8	3	3.03	51	7	0	0	3	86.0	68	31	29	8	5	28	96	4	2
2010	YANKEES	18	8	4.19	31	29	0	0	0	176.1	162	83	82	25	0	58	146	9	1
2011	YANKEES - c	5	5	5.79	17	14	1	1	0	74.2	84	48	48	9	4	27	47	3	0
	Staten Island	0	0	2.08	1	1	0	0	0	4.1	3	1	1	1	0	1	7	0	0
	Trenton	1	0	1.86	2	2	0	0	0	9.2	6	2	2	0	0	4	11	0	0
Minor League Totals		**32**	**8**	**2.35**	**68**	**65**	**1**	**0**	**0**	**344.0**	**234**	**97**	**90**	**11**	**12**	**85**	**385**	**12**	**0**
Major League Totals		**36**	**23**	**4.46**	**120**	**71**	**1**	**1**	**3**	**443.2**	**421**	**227**	**220**	**53**	**12**	**157**	**370**	**22**	**3**

Selected by the Yankees in the first round (23rd overall) of the 2004 First-Year Player Draft.

a – Placed on the 15-day disabled list from May 3-August 4, 2007 with a strained left hamstring (transferred to 60-day D.L. on June 9).
b – Placed on the 15-day disabled list from May 1 – July 30, 2008 with a stress fracture in his ninth right rib (transferred to 60-day D.L. on July 18).
c - Placed on the 15-day disabled list on April 15, 2011 for right arm inflammation…transferred to the 60-day disabled list from May 25-July 6, 2011.

Hughes' Division Series Record

Year	Club vs. Opp.	W	L	ERA	G	GS	CG	SHO	SV	IP	H	R	ER	HR	HP	BB	SO	WP	BK
2007	NYY vs. CLE	1	0	1.59	2	0	0	0	0	5.2	3	1	1	1	0	0	6	1	0
2009	NYY vs. MIN	0	0	9.00	3	0	0	0	0	2.0	5	2	2	0	0	1	3	0	0
2010	NYY vs. MIN	1	0	0.00	1	1	0	0	0	7.0	4	0	0	0	0	1	6	0	0
Division Series Totals		**2**	**0**	**1.84**	**6**	**1**	**0**	**0**	**0**	**14.2**	**12**	**3**	**3**	**1**	**0**	**2**	**15**	**1**	**0**

Hughes' League Championship Series Record

Year	Club vs. Opp.	W	L	ERA	G	GS	CG	SHO	SV	IP	H	R	ER	HR	HP	BB	SO	WP	BK
2009	NYY vs. LAA	0	1	3.38	3	0	0	0	0	2.2	4	1	1	0	0	1	3	0	0
2010	NYY vs. TEX	0	2	11.42	2	2	0	0	0	8.2	14	11	11	1	0	7	6	2	0
LCS Totals		**0**	**3**	**9.53**	**5**	**2**	**0**	**0**	**0**	**11.1**	**18**	**12**	**12**	**1**	**0**	**8**	**9**	**2**	**0**

Hughes' World Series Record

Year	Club vs. Opp.	W	L	ERA	G	GS	CG	SHO	SV	IP	H	R	ER	HR	HP	BB	SO	WP	BK
2009	NYY vs. PHI	0	0	16.20	3	0	0	0	0	1.2	2	3	3	1	0	2	1	0	0
World Series Totals		**0**	**0**	**16.20**	**3**	**0**	**0**	**0**	**0**	**1.2**	**2**	**3**	**3**	**1**	**0**	**2**	**1**	**0**	**0**
POSTSEASON TOTALS		**2**	**3**	**5.86**	**14**	**3**	**0**	**0**	**0**	**27.2**	**32**	**18**	**18**	**3**	**0**	**12**	**25**	**3**	**0**

Hughes' All-Star Game Record

Year	Club, Site	W	L	ERA	G	GS	CG	SHO	SV	IP	H	R	ER	HR	HP	BB	SO	WP	BK
2010	NYY, Los Angeles (AL)	0	1	54.00	1	0	0	0	0	0.1	2	2	2	0	0	0	0	0	0
All-Star Game Totals		**0**	**1**	**54.00**	**1**	**0**	**0**	**0**	**0**	**0.1**	**2**	**2**	**2**	**0**	**0**	**0**	**0**	**0**	**0**

Hughes' Career Fielding Record

Position	PCT	G	PO	A	E	TC	DP
Pitcher	.982	120	19	36	1	56	2

2 DEREK JETER

SHORTSTOP • 6-3 • 195 • B/T: RIGHT/RIGHT • OPENING DAY AGE: 36

BIRTHDATE
June 26, 1974

BIRTHPLACE
Pequannock, N.J.

RESIDES
Tampa, Fla.

M.L. SERVICE
16 years, 43 days

CAREER HIGHLIGHTS

World Series MVP
- 2000

All-Star Game MVP
- 2000

A.L. All-Star Team
- 1998, 1999, 2000, 2001, 2002, 2004, 2006, 2007, 2008, 2009, 2010, 2011

A.L. Gold Glove
- 2004, 2005, 2006, 2009, 2010

A.L. Silver Slugger
- 2006, 2007, 2008, 2009

A.L. Rookie of the Year
- 1996

***Sports Illustrated* Sportsman of the Year**
- 2009

Roberto Clemente Award
- 2009

Hank Aaron Award
- 2006, 2009

STATUS

- Selected in the first round (sixth pick overall) of the 1992 First-Year Player Draft…re-signed to a three-year contract on December 7, 2010…contract extends through the 2013 season with a one-year player option for 2014.

POSTSEASON NOTES

- Ranks first on Major League Baseball's all-time postseason list with 185 career hits, 101 runs, 147 games played and 54 extra-base hits…also ranks third in home runs (20), with 12 of the homers tying the game or giving the Yankees the lead…owns three career leadoff home runs in postseason play (2009 ALCS Game 3 at Los Angeles-AL, 2004 ALDS Game 2 vs. Minnesota and 2000 World Series Game 4 at the Mets)…is the only player ever with a leadoff homer in each the three rounds of the playoffs…owns a .397 (58-for-146) career average against left-handed pitching in postseason play.
- Has hit safely in 23 of his last 28 postseason games, dating back to the 2007 ALDS…has also hit safely in 58 of his last 69 postseason games since 2002…had an 11-game postseason hitting streak from 2009 WS Game 1 to 2010 ALCS Game 2, batting .360 (18-for-50) over the stretch…scored his 100th career postseason run in 2010 ALCS Game 1 win at Texas, becoming the first player in Major League history to reach the plateau.
- Is the all-time Division Series leader in hits (78), runs (37), singles (56) and games played (56)…reached base safely in a Division Series-record 21 straight games between 2000 and 2005…tied the Major League record for hits in a single postseason game with five in Game 1 of the 2006 ALDS vs. Detroit (sixth time in ML history), becoming only the second player ever to go 5-for-5 (also Atlanta's Marquis Grissom in Game 4 of the 1995 NLDS vs. Colorado)…hit the second of three consecutive home runs (between Raines and O'Neill) in Game 1 of the 1997 ALDS, the first time three consecutive home runs had been hit in postseason play.
- Ranks first all time with 53 Championship Series games played, is tied for first in doubles (10), ranks second in hits (57), is fifth in RBI (24) and tied for sixth in home runs (seven)…hit controversial home run in the eighth inning of Game 1 of the 1996 ALCS off Baltimore's Armando Benitez when a young fan reached over the wall (Yankees would win 5-4 in 11 innings).
- Has scored 32 runs in the World Series, fourth-most all time, while ranking fifth with 50 World Series hits…has carried at least a .300 average in five World Series (1998-2000, '03 and '09), matching Babe Ruth and Yogi Berra for the most such Series all-time…hit safely in 14 consecutive World Series games from 10/26/96-10/26/00,

BESTS & STREAKS

2011 Highs and Streaks

Hits	5 - 2 times Last: at CWS, 8/3/11
Runs	4 - at CWS, 8/3/11
2B	1 - 24 times Last: vs. BOS, 9/25/11
3B	1 - 4 times Last: vs. OAK, 8/25/11
HR	2 - at TEX, 5/8/11
RBI	5 - vs. TOR, 9/4/11
BB	2 - 3 times Last: vs. OAK, 7/24/11
SO	3 - at TB, 5/17/11
SB	1 - 16 times Last vs. BOS, 9/25/11
Hit Streak	**13g - 8/31-9/14/11**

Career Highs and Streaks

Hits	5 - 4 times Last: at CWS, 8/3/11
Runs	5 - vs. TB, 6/21/05
2B	3 - at TOR, 5/28/99
3B	2 - at DET, 9/10/96
HR	2 - 10 times Last: at TEX, 5/8/11
RBI	5 - 4 times Last: vs. TOR, 9/4/11
BB	3 - 21 times Last: vs. TOR, 7/3/10
SO	4 - 2 times Last: at PHI, 9/1/97
SB	3 - 2 times Last: vs. BOS, 5/11/06
Hit Streak	25g - 8/20-9/16/06

tying Roberto Clemente for the third-longest streak all-time, trailing Hank Bauer (17G) and Marquis Grissom (15G)…hit game-winning "walk-off" home run in the 10th inning of Game 4 of the 2001 World Series vs. Arizona to earn the nickname "Mr. November"…named the MVP of the 2000 World Series (.409, 9-for-22, 6R, 2 doubles, 1 triple, 2HR, 2RBI).

- Led the team in hits (22) for the World Champion Yankees in the 2009 postseason, reaching base safely in all 15 contests…trailed only Barry Bonds (17 straight in 2002) and Gary Sheffield (16 straight in 1997) for the longest streak of reaching base in a single postseason…reached base four times in ALDS Game 1 win (single, HR, 2BB)…according to the *Elias Sports Bureau*, became the third Yankee to have at least 4PA in a postseason game and reach base safely in each, score at least 3R with at least 2RBI and hit a HR (also Babe Ruth in 1926 World Series Game 4 and Reggie Jackson in Game 6 of the 1977 World Series)…batted .407 (11-for-27) in the World Series, hitting safely in all six games and marking his most hits in any postseason series.

MOST HITS IN FRANCHISE HISTORY

1.	**DEREK JETER**	**3,088**
2.	Lou Gehrig	2,721
3.	Babe Ruth	2,518
4.	Mickey Mantle	2,415
5.	Bernie Williams	2,336

ALL-TIME AMERICAN LEAGUE CAREER HITS LIST

Player	Team	AL Hits
1. Cal Ripken, Jr.	Baltimore	3,184
2. Robin Yount	Milwaukee	3,142
3. DEREK JETER	**New York-AL**	**3,088**

HIGHEST CAREER AVERAGES, WORLD SERIES HISTORY (min. 100 AB)

Player	AVG.
1. Lou Gehrig	.361 (43-for-119)
2. Eddie Collins	.328 (42-for-128)
3. Babe Ruth	.326 (42-for-129)
4. DEREK JETER	**.321 (50-for-156)**
5. Steve Garvey	.319 (36-for-113)

MOST CAREER POSTSEASON HITS, ALL-TIME

1.	**DEREK JETER**	**185**
2.	Bernie Williams	128
3.	Manny Ramirez	117
4.	Kenny Lofton	97
	JORGE POSADA	97

MOST CAREER POSTSEASON RUNS, ALL-TIME

1.	**DEREK JETER**	**101**
2.	Bernie Williams	83
3.	Manny Ramirez	67
4.	Kenny Lofton	65
5.	Chipper Jones	58

HIGHEST CAREER AVERAGES, WORLD SERIES HISTORY (min. 100 AB)

Player	AVG.
1. Lou Gehrig	.361 (43-for-119)
2. Eddie Collins	.328 (42-for-128)
3. Babe Ruth	.326 (42-for-129)
4. DEREK JETER	**.321 (50-for-156)**
5. Steve Garvey	.319 (36-for-113)

CAREER NOTES

- Leads all active Major Leaguers with 3,088 career hits…according to the *Elias Sports Bureau*, is the first Yankee to hold that distinction since Johnny Mize in 1952…owns the most hits by a shortstop in Major League history…surpassed Al Simmons (2,928), Rogers Hornsby (2,930), Jake Beckley (2,930), Barry Bonds (2,935), Frank Robinson (2,943), Willie Keeler (2,956), Sam Crawford (2,963), Sam Rice (2,985), Roberto Clemente (3,000), Al Kaline (3,007), Wade Boggs (3,010), Rafael Palmeiro (3,020), Lou Brock (3,023), Rod Carew (3,053), Rickey Henderson (3,055), Craig Biggio (3,060) and Cap Anson (3,081) in 2011.
- Owns 3,088H through his first 17 Major League seasons…only six players in Baseball history had at least 3,000H in his first 17 years (also Pete Rose-3,372, Stan Musial-3,116, Hank Aaron-3,110, Ty Cobb-3,053 and Paul Waner-3,042).
- With 1,769R, ranks 20th on Baseball's all-time runs scored list…surpassed Billy Hamilton (1,691), Jesse Burkett (1,708), Cap Anson (1,712), Willie Keeler (1,720), Honus Wagner (1,741) and Jimmie Foxx (1,751) in 2011.
- Over the last 10 seasons, (2002-11), ranks third in the Majors in hits (1,889) and runs scored (1,054), fourth in at-bats (6,124) and 10th in games played (1,490).
- Has 16 consecutive seasons with at least 150 hits (since 1996), extending both the longest such streak among active players and the longest in franchise history…according to *Elias*, only two other players in Major League history have had 150 hits or more in at least 16 straight seasons: Hank Aaron (17, from 1955-71) and Pete Rose (16, from 1965-80).
- Has at least 150 hits against 12 Major League teams (every American League opponent except the White Sox)…among players who have debuted over the last 25 years, joins Craig Biggio (12) as the only players to have 150-or-more hits against at least 12 franchises—credit: *Elias*.
- Has 43 career hitting streaks of at least 10 games, the most among active players and most ever by a Yankee in franchise history…since 1903, only four Major Leaguers have more double-digit streaks: Ty Cobb (66), Hank Aaron (48), Tris Speaker (47) and Al Simmons (44)…his 14 career 40-hit months are the most in club history since Joe DiMaggio (17).
- Had his streak of reaching double digits in home runs in 15 consecutive seasons (1996-2010) snapped in 2011…is one of only five active players to record double-digit home run totals over 15 consecutive seasons

at some point in their career, joining teammate Alex Rodriguez, Vladimir Guerrero, Chipper Jones and Ivan Rodriguez (credit: *Elias Sports Bureau*)…also had his streak of collecting at least 10HR and 10SB in 15 straight seasons (1996-2010) snapped in 2011…was the second-longest streak all time behind only Barry Bonds (16 straight from 1986-2001)—credit: *Elias*.

- Owns 24 career leadoff home runs (17 at home, seven on the road), tied with Rickey Henderson (24) for most in franchise history…11 have come in the month of August.
- Has played 2,396 games at shortstop for the Yankees…ranks first on Baseball's all-time list in games at shortstop for one club (credit: *Elias*)…marks the third-most among players who never played a game at any other fielding position, trailing only Luis Aparicio (2,583) and Ozzie Smith (2,511)—credit: *Elias Sports Bureau*…only Omar Vizquel (2,699), Aparicio and Smith have played in more games at the shortstop position than Jeter.
- Is the Yankees all-time leader in hits (3,088 – Lou Gehrig, second-2,721), games played (2,426 – Mickey Mantle, second-2,401), stolen bases (339 – Rickey Henderson, second, 326), at-bats (9,868), singles (2,291) and HBP (158)…ranks second with 492 doubles (Lou Gehrig, first-534) and ranks third with 1,769R (Lou Gehrig, second-1,888)…is one of four players who hold their current franchise's all-time hits record (also Colorado's Todd Helton, Texas' Michael Young and Seattle's Ichiri Suzuki)…no active player has appeared in more games for his current team than Derek Jeter.
- According to the *Elias Sports Bureau*, at 1,454-970-2, has the highest personal winning percentage (.600) among active players (min. 1,000G)…*Elias* also notes he has played in 1,454 regular season victories, surpassing Mickey Mantle (1,376) for the most in franchise history…the only active player who has played in as many wins as Jeter is Omar Vizquel (1,511).
- Leads all active players with 264 career games of three-or-more hits…posted at least a dozen games with three-or-more hits in 14 consecutive seasons from 1996-2009, matching Tony Gwynn (1984-97) for the second-longest streak of its kind for any player during the expansion era (since 1961) behind Pete Rose's 19 consecutive seasons from 1963-81 (credit: *Elias Sports Bureau*)…since the start of the 1996 season, has a Major League-best 905 multi-hit games.
- Along with Jorge Posada and Mariano Rivera, have become the first trio of teammates in MLB, NBA, NFL and NHL history to appear in a game together in each of 17 straight seasons (credit: *Elias Sports Bureau*).
- Has appeared in 1,693 regular season games for the Yankees with teammate Jorge Posada, surpassing Lou Gehrig and Tony Lazzerio (1,659 games) for the most games played together by any pair of teammates in franchise history—credit: *Elias*…according to *Elias*, is one of three players who are the franchise leaders in SB for their current team: Ichiro Suzuki (w/Seattle) and Jose Reyes (w/the Mets
- His 12 All-Star Game selections are tied with Elston Howard and Mariano Rivera for the fourth-most in club history, trailing Mickey Mantle (20), Yogi Berra (19) and Joe DiMaggio (13)…joins teammate Mariano Rivera as the only players to be named to the All-Star team with their current team at least 12 times, according to *Elias*.

AMONG ACTIVE MAJOR LEAGUE PLAYERS

RUNS SCORED

1. ALEX RODRIGUEZ 1,824
2. **DEREK JETER..... 1,769**
3. Johnny Damon..... 1,643

HITS

1. **DEREK JETER 3,088**
2. Ivan Rodriguez 2,844
3. Omar Vizquel 2,841
4. ALEX RODRIGUEZ 2,775
5. Johnny Damon 2,723

2011

- Hit .297 (162-for-546) with 84R, 24 doubles, 4 triples, 6HR and 61RBI in 131 games (121 starts at SS and 10 at DH) with the Yankees in 2011.
- Prior to his disabled list stint, began the year batting .260 (68-for-262) with 9 doubles, 1 triple, 2HR and 20RBI in his first 62 games before being sidelined…after returning from the D.L. on 7/4, hit .331 (94-for-284) with 45R, 15 doubles, 4HR and 41RBI in 69 games…hit .390 (32-for-82) off left-handed pitching following his D.L. stint, including a .500 (16-for-32) mark with 4 doubles, 4HR and 13RBI vs. LHP at Yankee Stadium.
- Had five games with at least 4H (4/24 at Baltimore-4H, 5/8 at Texas-4H, 7/9 vs. Tampa Bay-5H, 8/3 at Chicago-AL-5H and 8/17 at Kansas City-4H), matching his total from 2009 and '10 combined and tying his most such games in a season in his career (1998 and 2000).
- Made his 15th career Opening Day start at SS for the Yankees in 2011, the most Opening Day starts by a Yankees shortstop in franchise history…according to *Elias*, became the only active player to make 15 Opening Day starts, all for the same team, at any single position…is the first SS to do so since Barry Larkin started 17 Opening Day games for the Reds (1987-2004)—credit: *Elias*.
- Was his seventh Opening Day start at SS with Alex Rodriguez at 3B, surpassing Bucky Dent and Graig Nettles (six) and Frank Crosetti and Red Rolfe (six) for most such starts in franchise history…became the first SS/3B combo to start together seven times for the same team since Ozzie Guillen and Robin Ventura for Chicago-AL from 1990-96 and Barry Larkin and Chris Sabo for Cincinnati from 1988-93 and '96 (credit: *Elias*).

- Scored his 1,692nd career run in the sixth inning of 4/14 win vs. Baltimore, surpassing Billy Hamilton (1,691) for sole possession of 32nd place all-time.
- Appeared in his 2,303rd career game at shortstop in 5/7 loss at Texas, surpassing the Orioles' Cal Ripken (2,302) for most games at shortstop for one club in his career.
- Hit two solo HRs and was 4-for-6 with 3RBI and 1SB in 5/8 win at Texas…snapped a streak of 259AB without a homer—the second-longest homerless streak of his career behind a 311AB stretch from 5/10-8/6/97—with his first HR…according to *Elias*, became the first player to homer in consecutive at-bats immediately following a HR drought of at least 250AB since San Diego's Chris Gomez in 1998 (374AB)…snapped a 119AB homerless stretch to begin the season, the second-longest such streak of his career (128AB in 2008)…Francisco Cervelli snapped a 307AB homerless stretch in the same game…according to the *Elias Sports Bureau*, it marked the first time since 10/2/91 that a pair of Major League teammates each ended a streak of at least 250 homerless ABs in the game (Kansas City's Hal McRae-297AB and Jim Eisenreich-254AB)…*Elias* also notes it was the first time two Yankees had accomplished the feat since Juan Bonilla (264) and Bobby Meacham (310) on 8/1/87 vs. Detroit (10-5 loss).
- The Yankees' 5/8 win at Texas marked Jeter's 10th career multi-HR game and first since 6/12/10 vs. Houston…was his 2,325th career game, surpassing Frank White (2,324 games with the Kansas City Royals) for sole possession of 20th place among players who spent their entire career with the same team (passed Charlie Gehringer—2,323 games with Detroit—on 5/7)…stole his first base of the season in the first inning (in his 30th game)…marks the second-most games into a season before stealing a base (38th game in 2008)…was his second four-hit game in 2011 (also 4/24 at Baltimore) after recording just one in 2010…marked the first time in his career he had two four-hit games prior to 5/15…was the second time in his career he recorded 4H and 2HR in the same game (also 6/1/04 vs. Baltimore, 4-for-5, 1 double, 2HR and 3RBI)…surpassed Willie Keeler (2,956) for sole possession of 30th place on Baseball's all-time hits list with a first-inning single.
- Scored his 1,709th career run in the fourth inning of 5/19 win at Baltimore, surpassing Jesse Burkett (1,708) for sole possession of 24th place on Baseball's all-time runs scored list.
- Snapped a career-high 0-for-21 stretch with the bases loaded with his seventh-inning two-run single in 5/22 win vs. the Mets…prior to that hit, hit last bases-loaded hit came on 4/13/10 vs. Los Angeles-AL)—credit: *Elias*.
- His third-inning stolen base on 5/28 at Seattle was the 327th of his career, surpassing Rickey Henderson (326) for most in franchise history.
- Surpassed Sam Rice (2,985) for sole possession of 28th place on Baseball's all-time hits list with his third-inning single in 6/5 win at Los Angeles-AL.
- Struck out in the third inning of 6/8 loss vs. Boston, snapping a career-high stretch of 58 consecutive plate appearances without a strikeout (previous long was 49PA in April 2001)…marked the longest such streak by a Yankee since Hideki Matsui's stretch of 58 straight PA without a K in 2008 (credit: *Elias*).
- Scored his 1,721st career run in the first inning of 6/9 loss vs. Boston, surpassing Willie Keeler for sole possession of 22nd place on Baseball's all-time runs scored list.
- Was 1-for-3 in 6/13 loss vs. Cleveland before being removed after the fifth inning with a sore right calf.
- Was placed on the 15-day D.L. from 6/14-7/3 with a Grade 1 right calf strain (missed 18 team games)… was his fifth career stint on the D.L. and first since 4/1-5/13/03 (dislocated left shoulder)…in two rehab games with Double-A Trenton (7/2-3), was 2-for-4 with 1R and 2BB at SS.
- Earned his 12th trip to the All-Star Game on 7/3, including his seventh fan-selected start (sixth consecutive), but was unable to participate (was replaced on the roster by Detroit's Jhonny Peralta)…with the sixth consecutive fan election, joins Cal Ripken, Jr. (AL, eight straight, 1989-96) and Ozzie Smith (NL, 10 straight, 1983-92) as the only shortstops named to start six straight All-Star Games.
- Recorded an extra-base hit in four straight games from 7/5-9, marking his longest such stretch since five straight from 5/19-23/09 (credit: *Elias*)…doubled in each of those games, tying his career-long stretch (fifth time, first since 6/24-27/08).

MILESTONE HITS

Hit No.	Date/Opp.
1	5/30/95 at SEA (Tim Belcher)
100	7/17/96 at BOS (Joe Hudson)
1,000	9/25/00 vs. DET (Steve Sparks)
2,000	5/26/06 vs. KC (Scott Elarton)
2,416*	6/4/08 vs. TOR (Jesse Litsch)
2,519**	9/9/08 at LAA (Ervin Santana)
2,722***	9/11/09 vs. BAL (Chris Tillman)
3,000	7/9/11 vs. TB (David Price)

* Surpassed Mickey Mantle for sole possession of third place on the Yankees' all-time list
** Surpassed Babe Ruth for sole possession of second place on the Yankees' all-time list
*** Surpassed Lou Gehrig for sole possession of first place on the Yankees' all-time list

SHIRT OFF HIS BACK: On 3/23/11 Major League Baseball announced that Yankees SS Derek Jeter topped the list as having the most popular licensed jersey in the sport based on sales of official Majestic jerseys for the 2010 calendar year…MLB also announced that officially-licensed products featuring Yankees logos outsold those of any other team in baseball over the same stretch.

Of the 2,426 career regular season games Jeter has played in, there has been just one in which the Yankees had already been mathematically eliminated from postseason play (9/26/08 at Boston).

- Played in his 2,361st career game in 7/7 loss vs. Tampa Bay, surpassing Willie Stargell (2,360 games with Pittsburgh) for sole possession of 18th place among players who have spent their entire career with the same team.
- Hit solo HR off David Price—the 3,000th hit of his career—in the third and was 5-for-5 with 2R, 1 double, 2RBI and 1SB in 7/9 win vs. Tampa Bay…became the 28th player all time—and the first Yankee—to reach the 3,000-hit milestone with his third-inning HR in 7/9 win vs. Tampa Bay…at 37 years, 13 days old, is the fourth-youngest player to reach the mark, behind only Ty Cobb, Hank Aaron and Robin Yount…is the third player to record his 3,000th hit in July (also Willie Mays–7/18/70 and Rafael Palmeiro–7/15/05)…is the 11th member of the 3,000-hit club to record all of his hits with one team…is the fourth player whose primary position is/was SS to record 3,000 hits—also Honus Wagner, Cal Ripken, Jr. and Robin Yount…is the 16th player to collect his 3,000th hit at home…is the first player to record his 3,000th career hit with the Yankees and also the first to reach the milestone at Yankee Stadium – original or current…of the 28 members of the 3,000-hit club, five played for the Yankees at some point in their career: Derek Jeter (2,377G, 3,018H), Dave Winfield (1,172G, 1,300H), Wade Boggs (602G, 702H), Rickey Henderson (596G, 663H) and Paul Waner (10G, 1H)…was named the AL "Player of the Week" for the period ending 7/10 in recognition of his accomplishments.
- Joined Craig Biggio as the only players to record at least 5H in the game in which they recorded their 3,000th hit…joined Wade Boggs (8/7/99) as the only players to hit a home run for their 3,000th career hit…tied his career high in hits (third time, also 5/23/01 vs. Boston and 6/21/05 vs. Tampa Bay) and recorded the first five-hit game by any player at the current Yankee Stadium…snapped a career-high 286AB homerless stretch at Yankee Stadium since his last home run – an inside-the-park HR – on 7/22/10 vs. Kansas City…was his first home run to leave the Stadium since hitting 2HR on 6/12 vs. Houston, snapping a 358AB stretch without one…the home run came off David Price, who also gave up Jeter's 1,269th career hit at the original Yankee Stadium (also a solo HR) in his Major League debut on 9/14/08, tying Lou Gehrig for most hits all-time at the ballpark.
- From 7/22 through the end of the season, batted .342 (78-for-228) with 39R, 10 doubles, 3HR and 36RBI in 56 games.
- Was 2-for-3 with 1R, 3RBI, 1BB and 1SB in 7/22 win vs. Oakland, surpassing Wade Boggs (3,010) for sole possession of 25th place on Baseball's all-time hits list with his second-inning single…surpassed Tony Lazzeri (1,160) for sole possession of eighth place on the Yankees' all-time RBI list with his second-inning RBI single.
- Hit a triple and a home run in 7/25 win vs. Seattle…tripled and homered in the same game for the fifth time in his career and first since 4/30/10 vs. Chicago-AL…according to *Elias*, became the fourth player in franchise history with both types of hits in the same game at age 37 or older: also Babe Ruth (two times in 1932), pitcher Red Ruffing (1941) and Tim Raines (1998).
- Was 0-for-1 with 1HP in 7/31 win vs. Baltimore…was removed from game in top of the fourth after being hit on the right middle finger with a Jake Arrieta pitch the previous half inning.
- Reached base safely (via hit, walk or HBP) in 25 straight games from 7/31-8/26, marking the longest active such streak in the AL at the time.
- Finished August with 41H, tying him with Miguel Cabrera for the most hits in the Majors for the month…set a franchise record for most hits in a calendar month at age 37 or older, breaking the mark set by 37-year-old Babe Ruth (38H in July 1932) and matched by Wade Boggs in August 1995 (also at age 37)…recorded at least 40H in a calendar month for the 14th time in his career and first since August 2009 (46H)…marks the most such months by a Yankee since Joe DiMaggio (17 months with at least 40H—credit: *Elias*.
- His first-inning single on 8/2 at Chicago-AL was his 3,021st career hit, surpassing Rafael Palmiero (3,020) for sole posession of 24th place on Baseball's all-time list.
- Went 5-for-6 with 4R in 8/3 win at Chicago-AL, matching his career high in hits (fourth time, second in 2011 – also 7/9 vs. Tampa Bay when he collected his 3,000th hit)…marked his second career game with as many hits and runs (also 6/21/05 vs. Tampa Bay)…according to the *Elias Sports Bureau*, he became the second player since 1900 to record two 5H games in the same season at age 37 or older – also Dave Winfield at age 39 in 1991…along with Bobby Richardson and Hank Bauer, became the third right-handed hitting Yankee to have four career five-hit games in the last 90 seasons (since 1922)…his second inning single was his 3,024th career hit, surpassing Lou Brock (3,023) for sole possession of 23rd place on Baseball's all-time list.
- Scored his 1,742nd career run on 8/6 at Boston, surpassing Honus Wagner (1,741) for sole possession of 21st place on Baseball's all-time list.
- Hit safely in 13 straight home games from 8/11-9/21 (Game 1)…hit .473 (26-for-55) with 12R, 2 doubles, 1 triple, 1HR and 7RBI in those contests.
- Batted .358 (58-for-162) with 26R, 7 doubles, 2 triples, 2HR and 20RBI over his last 39G from 8/11 through the end of the season—including 18 multi-hit contests—to raise his average from .271 to .297.
- Recorded six straight multi-hit games from 8/13-19, his longest such streak since six in-a-row from 5/27-6/1/10 and one game shy of his career high stretch (accomplished twice, 6/7-14/99 and 5/26-6/2/09).

- Was 3-for-4 with 1R, 1 triple, 3RBI, 1SB and 1SH in 8/15 win at Kansas City…appeared in his 2,391st career game, surpassing Lou Whitaker (2,390 games with the Detroit Tigers) for sole possession of 17th-most games among players who spent their entire career with one team.
- Was 3-for-3 with 1R, 1BB and 1SH in 8/23 loss vs. Oakland, tying Rod Carew (3,053) for 22nd place on Baseball's all-time hits list with his eighth-inning single…tied Jimmie Foxx (1,751) for 20th place on Baseball's all-time runs scored list with his eighth-inning run.
- Was 2-for-5 with 1RBI in 8/24 loss vs. Oakland, surpassing Rod Carew (3,053) and tying Rickey Henderson (3,055) for 21st place on Baseball's all-time hits list.
- Was 3-for-6 with 2R, 1 triple, 1RBI and 1BB in 8/25 win vs. Oakland…hit a first-inning triple, surpassing Rickey Henderson (3,055) for sole possession of 21st place on Baseball's all-time hits list…surpassed Jimmie Foxx (1,751) for sole possession of 20th place on Baseball's all-time runs scored list.
- Appeared in his 2,402nd career game in 8/28 Game 1 loss at Baltimore, surpassing Mickey Mantle for most games in franchise history…also surpassed Mantle for 16th-most games played all time among players who spent their entire careers with one team…was 0-for-4 in the game, snapping his 25-game stretch of reaching base safely.
- Did not play in two games (8/28-Game 2 and 8/29 at Baltimore) with a right knee contusion.
- Had a season-high 13-game hitting streak from 8/31-9/14, batting .309 (17-for-55) with 7R and 9RBI.
- Tied and surpassed Craig Biggio (3,060) for sole possession of 20th place on Baseball's all-time hits list in 8/31 loss at Boston.
- Appeared in his 2,405th career game in 9/1 win at Boston, surpassing Mike Schmidt (2,404 games with Philadelphia) for sole possession of 15th place all-time among players who spent their entire career with one team.
- Hit three-run HR and was 2-for-5 with 5RBI in 9/4 win vs. Toronto, snapping a 136AB homerless stretch…tied his career high in RBI (fourth time, last on 6/18/05 vs. Chicago-NL).
- Tied and surpassed Cap Anson (3,081) for sole possession of 19th place on Baseball's all-time hits list in 9/20 win vs. Tampa Bay.
- In 9/22 loss vs. Tampa Bay, made two errors in a game for the 14th time in his career and first since 6/2/07 at Fenway Park.
- Hit three-run HR in the second and was 1-for-4 in 9/24 win vs. Boston, snapping an eight-game stretch without an RBI…was his 2,43rd career game, surpassing Luke Appling (2,422 games with Chicago-AL) for 14th-most games all-time among players who spent their entire career with one team.
- Batted .304 (17-for-56) with 4R, 2 doubles and 1 triple in 18 spring training games.

Jeter's Career Batting Record

Year	Club	AVG	G	AB	R	H	2B	3B	HR	RBI	SH	SF	HP	BB	SO	SB	CS	E	OBP	SLG
1992	GCL Yankees	.202	47	173	19	35	10	0	3	25	0	2	5	19	36	2	2	9	.296	.312
	Greensboro	.243	11	37	4	9	0	0	1	4	0	0	1	7	16	0	1	12	.378	.324
1993	Greensboro	.295	128	515	85	152	14	11	5	71	2	4	11	58	95	18	9	56	.376	.394
1994	Tampa	.329	69	292	61	96	13	8	0	39	3	3	3	23	30	28	2	6	.380	.428
	Albany	.377	34	122	17	46	7	2	2	13	3	1	1	15	16	12	2	12	.446	.516
	Columbus	.349	35	126	25	44	7	1	3	16	3	1	1	20	15	10	4	7	.439	.492
1995	Columbus	.317	123	486	96	154	27	9	2	45	2	5	4	61	56	20	12	29	.394	.422
	YANKEES	.250	15	48	5	12	4	1	0	7	0	0	0	3	11	0	0	2	.294	.375
1996	YANKEES	.314	157	582	104	183	25	6	10	78	6	9	9	48	102	14	7	22	.370	.430
1997	YANKEES	.291	159	654	116	190	31	7	10	70	8	2	10	74	125	23	12	18	.370	.405
1998	YANKEES - a	.324	149	626	*127	203	25	8	19	84	3	3	5	57	119	30	6	9	.384	.481
	Columbus	.400	1	5	2	2	2	0	0	0	0	0	0	0	2	0	0	1	.400	.800
1999	YANKEES	.349	158	627	134	*219	37	9	24	102	3	6	12	91	116	19	8	14	.438	.552
2000	YANKEES - b	.339	148	593	119	201	31	4	15	73	3	3	12	68	99	22	4	24	.416	.481
	Tampa	.667	1	3	2	2	1	0	0	0	0	0	0	0	0	0	0	0	.667	1.000
2001	YANKEES - c	.311	150	614	110	191	35	3	21	74	5	1	10	56	99	27	3	15	.377	.480
2002	YANKEES	.297	157	644	124	191	26	0	18	75	3	3	7	73	114	32	3	14	.373	.421
2003	YANKEES - d	.324	119	482	87	156	25	3	10	52	3	1	13	43	88	11	5	14	.393	.450
	Trenton	.444	5	18	2	8	1	1	0	5	0	0	1	3	0	0	0	1	.545	.611
2004	YANKEES	.292	154	643	111	188	44	1	23	78	16	2	14	46	99	23	4	13	.352	.471
2005	YANKEES	.309	159	654	122	202	25	5	19	70	7	3	11	77	117	14	5	15	.389	.450
2006	YANKEES	.343	154	623	118	214	39	3	14	97	7	4	12	69	102	34	5	15	.417	.483
2007	YANKEES	.322	156	639	102	206	39	4	12	73	3	2	14	56	100	15	8	18	.388	.452
2008	YANKEES	.300	150	596	88	179	25	3	11	69	7	4	9	52	85	11	5	12	.363	.408
2009	YANKEES	.334	153	634	107	212	27	1	18	66	4	1	5	72	90	30	5	8	.406	.465
2010	YANKEES	.270	157	663	111	179	30	3	10	67	1	3	9	63	106	18	5	6	.340	.370
2011	YANKEES - e	.297	131	546	84	162	24	4	6	61	4	5	6	46	81	16	6	12	.355	.388
	Trenton	.500	2	4	1	2	0	0	0	0	0	0	0	2	1	0	0	1	.667	.500
Minor League Totals		**.309**	**456**	**1781**	**314**	**550**	**82**	**32**	**16**	**218**	**13**	**16**	**27**	**208**	**267**	**90**	**32**	**134**	**.386**	**.418**
Major League Totals		**.313**	**2426**	**9868**	**1769**	**3088**	**492**	**65**	**240**	**1196**	**83**	**52**	**158**	**994**	**1653**	**339**	**91**	**231**	**.383**	**.449**

* denotes league leader

Selected by the Yankees in the first round (sixth pick overall) of the 1992 First-Year Player Draft.

a - Placed on the 15-day disabled list on June 6, 1998 with a strained abdominal muscle.
b - Placed on the 15-day disabled list from May 19-27, 2000 (retroactive to May 12) with a strained abdominal muscle.
c - Placed on the 15-day disabled list from March 31 - April 7, 2001 (retroactive to March 23) with a strained right quad.
d - Placed on the 15-day disabled list from April 1 - May 13, 2003 with a dislocated left shoulder.
e - Placed on the 15-day disabled list from June 14-July 4, 2011 with a strained right calf.

Jeter's Division Series Record

Year	Club vs. Opp.	AVG	G	AB	R	H	2B	3B	HR	RBI	SH	SF	HP	BB	SO	SB	CS	E	OBP	SLG
1996	NYY vs. TEX	.412	4	17	2	7	1	0	0	1	0	0	0	0	2	0	0	2	.412	.471
1997	NYY vs. CLE	.333	5	21	6	7	1	0	2	2	0	0	0	3	5	1	0	0	.417	.667
1998	NYY vs. TEX	.111	3	9	0	1	0	0	0	0	1	0	0	2	2	0	0	0	.273	.111
1999	NYY vs. TEX	.455	3	11	3	5	1	1	0	0	0	0	0	2	3	0	0	0	.538	.727
2000	NYY vs. OAK	.211	5	19	1	4	0	0	0	2	0	0	1	2	3	0	1	0	.318	.211
2001	NYY vs. OAK	.444	5	18	2	8	1	0	0	1	0	1	1	1	0	0	1	0	.476	.500
2002	NYY vs. ANA	.500	4	16	6	8	0	0	2	3	0	1	0	2	3	0	0	1	.526	.875
2003	NYY vs. MIN	.429	4	14	2	6	0	0	1	1	0	0	0	4	2	1	0	1	.556	.643
2004	NYY vs. MIN	.316	4	19	3	6	1	0	1	4	1	0	0	1	4	1	0	1	.350	.526
2005	NYY vs. LAA	.333	5	21	4	7	0	0	2	5	0	1	0	1	5	1	0	0	.348	.619
2006	NYY vs. DET	.500	4	16	4	8	4	0	1	1	0	0	0	1	2	0	1	1	.529	.938
2007	NYY vs. CLE	.176	4	17	0	3	0	0	0	1	0	0	0	0	4	0	0	0	.176	.176
2009	NYY vs. MIN	.400	3	10	4	4	2	0	1	2	0	0	0	3	0	0	0	0	.538	.900
2010	NYY vs. MIN	.286	3	14	0	4	0	0	0	1	0	0	0	0	3	1	0	0	.286	.286
Division Series Totals		**.351**	**56**	**222**	**37**	**78**	**11**	**1**	**10**	**24**	**2**	**3**	**2**	**22**	**38**	**5**	**3**	**6**	**.410**	**.545**

Jeter's League Championship Series Record

Year	Club vs. Opp.	AVG	G	AB	R	H	2B	3B	HR	RBI	SH	SF	HP	BB	SO	SB	CS	E	OBP	SLG
1996	NYY vs. BAL	.417	5	24	5	10	2	0	1	1	0	0	0	0	5	2	0	0	.417	.625
1998	NYY vs. CLE	.200	6	25	3	5	1	1	0	2	2	0	0	2	5	3	0	0	.259	.320
1999	NYY vs. BOS	.350	5	20	3	7	1	0	1	3	0	0	0	2	3	0	0	2	.409	.550
2000	NYY vs. SEA	.318	6	22	6	7	0	0	2	5	0	0	0	6	7	1	0	0	.464	.591
2001	NYY vs. SEA	.118	5	17	0	2	0	0	0	2	1	1	0	2	2	0	0	0	.200	.118
2003	NYY vs. BOS	.233	7	30	3	7	2	0	1	2	0	0	0	2	4	1	0	0	.281	.400
2004	NYY vs. BOS	.200	7	30	5	6	1	0	0	5	2	0	0	6	2	1	0	2	.333	.233
2009	NYY vs. LAA	.259	6	27	5	7	0	0	2	3	0	0	0	6	5	0	1	1	.394	.481
2010	NYY vs. TEX	.231	6	26	2	6	3	1	0	1	0	0	0	2	7	0	0	0	.286	.423
LCS Totals		**.258**	**53**	**221**	**32**	**57**	**10**	**2**	**7**	**24**	**5**	**1**	**0**	**28**	**40**	**8**	**1**	**5**	**.340**	**.416**

Jeter's World Series Record

Year	Club vs. Opp.	AVG	G	AB	R	H	2B	3B	HR	RBI	SH	SF	HP	BB	SO	SB	CS	E	OBP	SLG
1996	NYY vs. ATL	.250	6	20	5	5	0	0	0	1	1	0	1	4	6	1	0	2	.400	.250
1998	NYY vs. SD	.353	4	17	4	6	0	0	0	1	0	0	0	3	3	0	0	0	.450	.353
1999	NYY vs. ATL	.353	4	17	4	6	1	0	0	1	0	0	0	1	3	3	1	0	.389	.412
2000	NYY vs. NYM	.409	5	22	6	9	2	1	2	2	0	0	0	3	8	0	0	0	.480	.864
2001	NYY vs. ARI	.148	7	27	3	4	0	0	1	1	0	0	1	0	6	0	0	0	.179	.259
2003	NYY vs. FLA	.346	6	26	5	9	3	0	0	2	0	0	1	1	7	0	0	1	.393	.462
2009	NYY VS. PHI	.407	6	27	5	11	3	0	0	1	0	0	0	1	6	0	0	0	.429	.519
World Series Totals		**.321**	**38**	**156**	**32**	**50**	**9**	**1**	**3**	**9**	**1**	**0**	**3**	**13**	**39**	**4**	**1**	**3**	**.384**	**.449**
POSTSEASON TOTALS		**.309**	**147**	**599**	**101**	**185**	**30**	**4**	**20**	**57**	**8**	**4**	**5**	**63**	**117**	**17**	**5**	**14**	**.377**	**.472**

Jeter's All-Star Game Record

Year	Club, Site	AVG	G	AB	R	H	2B	3B	HR	RBI	SH	SF	HP	BB	SO	SB	CS	E	OBP	SLG
1998	NYY, Colorado	.000	1	1	0	0	0	0	0	0	0	0	0	0	1	0	0	0	.000	.000
1999	NYY, Boston	.000	1	1	0	0	0	0	0	0	0	0	0	0	1	0	0	0	.000	.000
2000	NYY, Atlanta	1.000	1	3	1	3	1	0	0	2	0	0	0	0	0	0	0	0	1.000	1.333
2001	NYY, Seattle	1.000	1	1	1	1	0	0	1	1	0	0	0	0	0	0	0	0	1.000	4.000
2002	NYY, Milwaukee	.000	1	1	0	0	0	0	0	0	0	0	0	0	1	0	0	0	.000	.000
2004	NYY, Houston	1.000	1	3	1	3	0	0	0	0	0	0	0	0	0	0	0	0	1.000	1.000
2006	NYY, Pittsburgh	.000	1	3	0	0	0	0	0	0	0	0	0	0	2	0	0	0	.000	.000
2007	NYY, San Francisco	.333	1	3	0	1	0	0	0	0	0	0	0	0	0	0	0	0	.333	.333
2008	NYY, New York-AL	.333	1	3	0	1	0	0	0	0	0	0	0	0	0	1	0	0	.333	.333
2009	NYY, St. Louis	.000	1	2	2	0	0	0	0	0	0	0	1	0	0	0	0	0	.333	.000
2010	NYY, Los Angeles-AL	.500	1	2	0	1	0	0	0	0	0	0	0	1	1	0	0	0	.667	.500
2011	NYY, Arizona	Selected - Did Not Play																		
All-Star Game Totals		**.435**	**11**	**23**	**5**	**10**	**1**	**0**	**1**	**3**	**0**	**0**	**1**	**1**	**6**	**1**	**0**	**0**	**.480**	**.609**

Jeter's World Baseball Classic Record

Year	Country, Site	AVG	G	AB	R	H	2B	3B	HR	RBI	SH	SF	HP	BB	SO	SB	CS	E	OBP	SLG
2006	USA, USA	.450	6	20	5	9	0	1	0	1	1	0	1	2	1	0	0	2	.522	.550
2009	USA, USA	.276	8	29	2	8	2	0	0	0	0	0	1	4	1	0	1	1	.382	.345
WBC Totals		**.347**	**14**	**49**	**7**	**17**	**2**	**1**	**0**	**1**	**1**	**0**	**2**	**6**	**2**	**0**	**1**	**3**	**.439**	**.429**

Jeter's Career Fielding Record

Position	PCT	G	PO	A	E	TC	DP
Shortstop	.976	2397	3484	5994	231	9709	1284

Jeter's Career Home Run Chart

MULTI-HOMER GAMES: 10. **TWO-HOMER GAMES:** 10, last on 5/8/11 at Texas. **GRAND SLAMS:** 1, 6/18/05 vs. Chicago-NL (Joe Borowski). **PINCH-HIT HR:** None. **INSIDE-THE-PARK HR:** 2, last on 7/22/10 vs. Kansas City (Bruce Chen). **WALK-OFF HR:** 1, on 4/5/05 vs. Boston (Keith Foulke). **LEADOFF HR:** 24, last on 6/12/10 vs. Houston (Wandy Rodriguez).

Jeter's Postseason Home Run Chart

MULTI-HOME RUN GAMES: None; **TWO-HOMER GAMES:** None; **GRAND SLAMS:** None; **PINCH-HIT HOME RUNS:** None; **INSIDE-THE-PARK HOME RUNS:** None; **WALK-OFF HOME RUNS:** 1, 10/31/01 (WS Game 4) vs. Arizona off Byung-Hyun Kim; **LEADOFF:** 3, 10/25/00 (WS Game 4) at New York (NL) off Bobby Jones; 10/6/04 (ALDS Game 2) vs. Minnesota off Brad Radke; 10/19/09 (ALCS Game 3) at Los Angeles-AL off Jered Weaver.

12 of Jeter's 20 career postseason HR have tied the game or given the Yankees the lead

18 ANDRUW JONES

OUTFIELDER • 6-1 • 210 • B/T: RIGHT/RIGHT • OPENING DAY AGE: 33

BIRTHDATE
April 23, 1977

BIRTHPLACE
Willemstad, Curacao

RESIDES
Duluth, Ga.

M.L. SERVICE
15 years, 47 days

CAREER HIGHLIGHTS:

N.L. Gold Glove Award
- 1998, 1999, 2000, 2001, 2002, 2003, 2004, 2005, 2006, 2007

Silver Slugger Award
- 2005

N.L. All-Star Game
- 2000, 2002, 2003, 2005, 2006

Hank Aaron Award
- 2005

***Sporting News* Player of the Year**
- 2005

MLBPA Players Choice Player of the Year
- 2005

***Baseball America* Minor League Player of the Year**
- 1995, 1996

***USA Today* Minor League Player of the Year**
- 1995, 1996

Topps Minor League Player of the Year
- 1996

STATUS
- Signed by the Yankees as a free agent to a one-year contract on February 14, 2011.

POSTSEASON NOTES
- Reached the postseason in 10 straight seasons with Atlanta from 1996-2005, and is a career .273 (65-for-238) batter in the playoffs with 8 doubles, 10HR and 33RBI in 75 games.
- Has twice appeared in the World Series in 1996 and 1999 with Atlanta – both losses against the Yankees…in his first career World Series contest (Game 1 in 1996), went 3-for-4 with 3R, 2HR and 5RBI at the original Yankee Stadium, homering in each of his first two World Series at-bats to join Oakland's Gene Tenance (1972) as the only players all time to accomplish the feat.
- Has hit safely in each of his last nine postseason games dating back to 10/6/04 (Game 1 of the NLDS vs. Houston w/Atlanta)…is batting .500 (18-for-36) with 5 doubles, 3HR and 10RBI over the stretch.
- Among all-time postseason leaders, ranks 10th in runs (43) and is tied for 12th in games (75)…has appeared in 38 division series games, ranking seventh all-time in games and hits (36) and sixth in runs (23) and RBI (19).

CAREER NOTES
- Has hit 420 career home runs, 45th all-time and ranking eighth among active players…his 1,255RBI rank 15th among active players.
- Is one of four players all time with at least 400 career home runs and 10 Gold Glove Awards, joining Ken Griffey Jr., Willie Mays and Mike Schmidt.
- Owns a .990 (49E/5,043TC) fielding percentage in 1,977 career games in the outfield.
- In his career, has batted .262 (497-for-1,894) with 110HR off left-handed pitching and .254 (1,390-for-5,472) with 310HR off righties.

BESTS & STREAKS

2011 Highs and Streaks

Hits	3 - vs. TOR, 5/25/11
Runs	2 - 6 times Last: vs. BOS, 9/24/11
2B	1 - 8 times Last: vs. MIN, 9/19/11
3B	--
HR	2 - 2 times Last: at TOR, 7/14/11
RBI	4 - 2 times Last: at TOR, 7/14/11
BB	3 - at BOS, 9/1/11
SO	3 - 5 times Last: at CWS, 8/2/11
SB	--
Hit Streak	3g - 3 times Last: 8/25-8/28/11

Career Highs and Streaks

Hits	5 - 2 times Last: at STL, 7/18/06
Runs	4 - 2 times Last: vs. BAL, 4/14/09
2B	3 - at MON, 7/14/02
3B	2 - at MIL, 6/2/98
HR	3 - 2 times Last: at LAA, 7/2/09
RBI	6 - 2 times Last: at STL, 7/18/06
BB	3 - 14 times Last: at BOS, 9/1/11
SO	5 - 2 times Last: vs. FLA, 7/12/08
SB	3 - vs. CHC, 5/21/99
Hit Streak	14g - 8/13-8/27/99

2011
- Hit .247 (47-for-190) with 27R, 8 doubles, 13HR, 33RBI and 29BB in 77 games (34 starts in LF, 14 starts in RF and 10 starts at DH) with the Yankees in 2011…batted .286 (36-for-126) off left-handed pitching in 2011 with 16 of his 36 hits off LH pitching going for extra bases (8 doubles and 8HR).
- In 26 games following the All-Star Break hit .291 (30-for-103) with 9HR and 21RBI…over the same span, batted .344 (21-for-61) vs. LHP.
- Went 2-for-10 (.200) with 1RBI as a pinch-hitter in 2011.
- Made his 15th career Opening Day roster and first with the Yankees.
- Made his Yankees debut in 4/5 loss vs. Minnesota, hitting a solo HR in the second and going 1-for-3 before being removed defensively in the eighth…homer came in his first plate appearance as a Yankee, becoming the 13th player in the Expansion Era (since 1961) to accomplish the feat and first since Curtis Granderson on 4/4/10 at Boston.

- Hit ninth in the batting order for the first time in his career on 5/14 vs. Boston.
- Hit solo HR and was 1-for-3 in 5/15 loss vs. Boston before being removed for PH (Posada) in the eighth…was his first homer since his first AB as a Yankee (4/5 vs. Minnesota).
- Hit two two-run HR and was 3-for-3 in 5/25 win vs. Toronto before being removed defensively in the seventh…was his 41st career multi-HR game and first as a Yankee…became just the sixth Yankee in the Live Ball Era (since 1920) with at least 3H, 2HR and 4RBI in the same game while batting eighth (also Tony Clark in 2004, Andy Carey in 1958, Joe Collins in 1952, Babe Dahlgren (twice in 1939 and once in 1940) and Tony Lazzeri (twice in 1936)—credit: ESPN Stats & Information.

MOST GAMES OF THREE-OR-MORE HITS IN POSTSEASON PLAY, ALL-TIME

1. DEREK JETER 12
2. Bernie Williams 11
3. Roberto Alomar 9
4. **ANDRUW JONES 8**
   Kenny Lofton 8
   Manny Ramirez 8

MOST CAREER HR AT TIME ACQUIRED BY THE YANKEES

1. Jose Canseco (2000) 440
2. **ANDRUW JONES (2011) 407**
3. Gary Sheffield (2003) 379
4. Rocky Colavito (1968) 369
5. ALEX RODRIGUEZ (2004) 345

- Became the first player to record a multi-homer game at the current Yankee Stadium as both a visiting player and as a Yankee (also 2HR on 5/1/10 w/ Chicago-AL)…became the third player with multi-HR games in the Bronx both for and against the Yankees in a span of two-or-fewer seasons: also Ruben Sierra (1995-96) and Cecil Fielder (in 1996).
- Recorded his 42nd career multi-HR game in 7/14 loss at Toronto (40th two-HR game) and second as a Yankee (also 5/25 win vs. Toronto), going 2-for-3 with a solo HR and three-run HR.
- Hit solo HR and was 2-for-5 with 2R, 1 double, 2RBI and 1BB in 7/30 Game 2 win vs. Baltimore…was his first home run off a right-handed pitcher in 2011.
- Collected his first pinch hit of the season in 8/9 loss vs. Los Angeles-AL, pinch-hitting for Chavez in the eighth and going 1-for-1…began the season 0-for-7 with 1BB as a PH in 2011.
- Homered in four of six games from 8/18-28 (4HR total).
- Tied his career high with 3BB in 9/1 win at Boston (14th time, first since 8/26/06 w/ Atlanta vs. Washington).
- Started five straight games from 9/1-5 (three in RF and two in LF), marking his longest streak of consecutive starts since starting seven in-a-row with Chicago-AL from 7/5-11/10 to lead into the All-Star break (credit: Elias).
- Hit two-run HR and was 2-for-5 with 2R and 3RBI in 9/22 loss vs. Tampa Bay…had just 3RBI combined over his previous 17 games from 8/24-9/21 (Game 1).
- Hit .182 (8-for-44) with 4R, 3 doubles, 1HR and 5RBI in 16 spring training games.

Jones' Career Batting Record

Year	Club	AVG	G	AB	R	H	2B	3B	HR	RBI	SH	SF	HP	BB	SO	SB	CS	E	OBP	SLG
1994	GCL Braves	.221	27	95	22	21	5	1	2	10	0	0	2	16	19	5	2	3	.345	.358
	Danville	.336	36	143	20	48	9	2	1	16	0	1	3	9	25	16	9	2	.385	.448
1995	Macon	.277	*139	537	*104	149	41	5	25	100	0	9	16	70	122	56	11	4	.372	.512
1996	Durham	.313	66	243	65	76	14	3	17	43	0	1	3	42	54	16	4	7	.419	.605
	Greenville	.369	38	157	39	58	10	1	12	37	0	1	1	17	34	12	4	1	.432	.675
	Richmond	.378	12	45	11	17	3	1	5	12	0	0	0	1	9	2	2	1	.391	.822
	ATLANTA	.217	31	106	11	23	7	1	5	13	0	0	0	7	29	3	0	2	.265	.443
1997	ATLANTA	.231	153	399	60	92	18	1	18	70	5	3	4	56	107	20	11	7	.329	.416
1998	ATLANTA	.271	159	582	89	158	33	8	31	90	1	4	4	40	129	27	4	2	.321	.515
1999	ATLANTA	.275	*162	592	97	163	35	5	26	84	0	2	9	76	103	24	12	10	.365	.483
2000	ATLANTA	.303	161	*656	122	199	36	6	36	104	0	5	9	59	100	21	6	2	.366	.541
2001	ATLANTA	.251	161	625	104	157	25	2	34	104	0	9	3	56	142	11	4	6	.312	.461
2002	ATLANTA	.264	154	560	91	148	34	0	35	94	0	6	10	83	135	8	3	3	.366	.513
2003	ATLANTA	.277	156	595	101	165	28	2	36	116	0	6	5	53	125	4	3	3	.338	.513
2004	ATLANTA	.261	154	570	85	149	34	4	29	91	0	2	3	71	147	6	6	3	.345	.488
2005	ATLANTA	.263	160	586	95	154	24	3	*51	*128	0	7	15	64	112	5	3	2	.347	.575
2006	ATLANTA	.262	156	565	107	148	29	0	41	129	0	9	13	82	127	4	1	2	.363	.531
2007	ATLANTA	.222	154	572	83	127	27	2	26	94	0	9	8	70	138	5	2	2	.311	.413
2008	LOS ANGELES-NL+	.158	75	209	21	33	8	1	3	14	0	1	1	27	76	0	1	1	.256	.249
	Las Vegas	.323	11	31	7	10	0	0	4	11	0	2	0	3	5	2	0	0	.361	.710
2009	TEXAS – e, f	.214	82	281	43	60	18	0	17	43	0	3	2	45	72	5	1	0	.323	.459
	Frisco	.222	3	9	0	2	0	0	0	0	0	0	0	3	1	1	0	0	.417	.222
2010	CHICAGO-AL – g	.230	107	278	41	64	12	1	19	48	0	2	3	45	73	9	2	3	.341	.486
2011	YANKEES - h	.247	77	190	27	47	8	0	13	33	0	0	3	29	62	0	0	1	.356	.495
Minor League Totals		**.302**	**332**	**1260**	**268**	**381**	**82**	**13**	**66**	**229**	**0**	**14**	**25**	**161**	**269**	**110**	**32**	**18**	**.388**	**.545**
AL Totals		**.228**	**266**	**749**	**111**	**171**	**38**	**1**	**49**	**124**	**0**	**5**	**8**	**119**	**207**	**14**	**3**	**4**	**.338**	**.478**
NL Totals		**.259**	**1836**	**6617**	**1066**	**1716**	**338**	**35**	**371**	**1131**	**6**	**63**	**84**	**744**	**1470**	**138**	**56**	**45**	**.339**	**.489**
Major League Totals		**.256**	**2102**	**7366**	**1177**	**1887**	**376**	**36**	**420**	**1255**	**6**	**68**	**92**	**863**	**1677**	**152**	**59**	**49**	**.339**	**.488**

* League Leader

Signed as a free agent by the Atlanta Braves on July 2, 1993.

+ – Transactions a through d

a – Signed by Los Angeles-NL as a free agent on December 12, 2007.
b – Placed on the 15-day disabled list with a right knee meniscus tear from May 24 - July 4, 2008.
c – Placed on the 15-day disabled list with left knee patella tendinitis from August 12 - September 1, 2008.
d – Placed on the 60-day DL with a sore right knee from September 13 - November 4, 2008.
e – Signed by Texas as a minor league free agent on February 11, 2009.
f – Placed on the 15-day disabled list with a strained left hamstring form August 24 - September 8, 2009.
g – Signed by Chicago-AL as a free agent on November 25. 2009.
h – Signed by the Yankees as a free agent on February 14, 2011.

Jones' Division Series Record

Year	Club vs. Opp	AVG	G	AB	R	H	2B	3B	HR	RBI	SH	SF	HP	BB	SO	SB	CS	E	OBP	SLG
1996	ATL vs. LAD	.000	3	0	0	0	0	0	0	0	0	0	0	1	0	0	0	0	1.000	.000
1997	ATL vs. HOU	.000	3	5	1	0	0	0	0	1	0	0	0	1	1	0	0	0	.167	.000
1998	ATL vs. CHC	.000	3	9	2	0	0	0	0	1	0	1	0	3	2	2	0	0	.231	.000
1999	ATL vs. HOU	.222	4	18	1	4	1	0	0	2	0	0	0	1	3	0	0	0	.263	.278
2000	ATL vs. STL	.111	3	9	3	1	0	0	1	1	0	0	0	4	1	0	1	0	.385	.444
2001	ATL vs. HOU	.500	3	12	2	6	0	0	1	1	0	0	0	0	3	0	0	0	.500	.750
2002	ATL vs. SF	.316	5	19	4	6	1	0	0	2	0	0	0	2	3	0	0	0	.381	.368
2003	ATL vs. CHC	.059	5	17	1	1	0	0	0	1	0	0	0	4	7	0	0	1	.238	.059
2004	ATL vs. HOU	.526	5	19	4	10	2	0	2	5	0	0	0	2	3	1	0	0	.571	.947
2005	ATL vs. HOU	.471	4	17	5	8	3	0	1	5	0	1	0	2	3	0	0	0	.524	.824
Division Series Totals		**.288**	**38**	**125**	**23**	**36**	**7**	**0**	**5**	**19**	**0**	**2**	**1**	**20**	**26**	**3**	**1**	**1**	**.385**	**.464**

Jones' Championship Series Record

Year	Club vs. Opp	AVG	G	AB	R	H	2B	3B	HR	RBI	SH	SF	HP	BB	SO	SB	CS	E	OBP	SLG
1996	ATL vs. STL	.222	5	9	3	2	0	0	1	3	0	0	0	3	2	0	0	0	.417	.556
1997	ATL vs. FLA	.444	5	9	0	4	0	0	0	1	0	0	0	1	1	0	0	0	.500	.444
1998	ATL vs. SD	.273	6	22	3	6	0	0	1	2	0	1	0	1	4	1	0	0	.292	.409
1999	ATL vs. NYM	.217	6	23	5	5	0	0	0	1	1	0	0	4	3	0	1	0	.333	.217
2001	ATL vs. ARI	.176	5	17	4	3	0	0	1	1	0	0	0	1	5	0	0	0	.222	.353
LCS Totals		**.250**	**27**	**80**	**15**	**20**	**0**	**0**	**3**	**8**	**1**	**1**	**0**	**10**	**15**	**1**	**1**	**0**	**.330**	**.363**

Jones' World Series Record

Year	Club vs. Opp	AVG	G	AB	R	H	2B	3B	HR	RBI	SH	S	HP	BB	SO	SB	CS	E	OBP	SLG
1996	ATL vs. NYY	.400	6	20	4	8	1	0	2	6	0	0	1	3	6	1	2	0	.500	.750
1999	ATL vs. NYY	.077	4	13	1	1	0	0	0	0	0	0	0	1	3	0	0	0	.143	.077
World Series Totals		**.273**	**10**	**33**	**5**	**9**	**1**	**0**	**2**	**6**	**0**	**0**	**1**	**16**	**9**	**1**	**2**	**0**	**.368**	**.485**
POSTSEASON TOTALS		**.273**	**75**	**238**	**43**	**65**	**8**	**0**	**10**	**33**	**1**	**3**	**2**	**34**	**50**	**5**	**5**	**1**	**.365**	**.433**

Jones' All-Star Game Record

Year	Club, Site	AVG	G	AB	R	H	2B	3B	HR	RBI	SH	SF	HP	BB	SO	SB	CS	E	OBP	SLG
2000	ATL, Atlanta	.500	1	2	0	1	0	0	0	1	0	0	0	0	1	0	0	0	.500	.500
2002	ATL, Milwaukee	.000	1	3	0	0	0	0	0	0	0	0	0	0	2	0	0	0	.000	.000
2003	ATL, Chicago - AL	1.000	1	2	2	2	1	0	1	3	0	0	0	0	0	0	0	0	1.000	3.000
2005	ATL, Detroit	1.000	1	1	2	1	0	0	1	2	0	0	0	1	0	0	0	0	1.000	4.000
2006	ATL, Pittsburgh							Did Not Play												
All-Star Game Totals		**.500**	**4**	**8**	**4**	**4**	**1**	**0**	**2**	**6**	**0**	**0**	**0**	**1**	**3**	**0**	**0**	**0**	**.556**	**1.375**

Jones' World Baseball Classic Record

Year	Club, Site	AVG	G	AB	R	H	2B	3B	HR	RBI	SH	SF	HP	BB	SO	SB	CS	E	OBP	SLG
2006	Netherlands, P.R.	.000	2	6	0	0	0	0	0	0	0	0	0	2	2	0	0	0	.250	.000

Jones' Career Fielding Record

Position	Pct.	G	PO	A	E	TC
Outfield	.990	1977	4876	122	49	5047
First Base	1.000	8	32	1	0	33

Jones' Career Home Run Chart

MULTI-HOMER GAMES: 42; **TWO-HOMER GAMES:** 40, last on 7/14/11 at Toronto; **THREE-HOMER GAMES:** 2, last on 7/8/09 at Los Angeles-AL; **GRAND SLAMS:** 5, last on 9/12/10 vs. Kansas City (Blake Wood as PH); **PINCH-HIT HR:** 3, last on 9/12/10 vs. Kansas City (Blake Wood-grand slam); **INSIDE-THE-PARK HR:** None; **WALK-OFF HR:** 7, last on 4/23/10 vs. Seattle (Mark Lowe); **LEADOFF HR:** None.

Jones' Postseason Home Run Chart

MULTI-HOME RUN GAMES: 1, 10/20/96 (WS Game 1) at New York-AL; **TWO-HOMER GAMES:** 1, 10/20/96 (WS Game 1) at New York-AL (off Pettitte and Boehringer); **GRAND SLAMS:** None; **PINCH-HIT HOME RUNS:** None; **INSIDE-THE-PARK HOME RUNS:** None; **WALK-OFF HOME RUNS:** None; **LEADOFF:** None.

48 BOONE LOGAN

LEFT-HANDED PITCHER • 6-5 • 223 • B/T: RIGHT/LEFT • OPENING DAY AGE: 26

BIRTHDATE
August 13, 1984

BIRTHPLACE
San Antonio, Texas

RESIDES
Helotes, Texas

M.L. SERVICE
4 years, 140 days

COLLEGE
Temple College (Tex.)

STATUS

- Acquired by the Yankees along with RHP Javier Vazquez from Atlanta in exchange for OF Melky Cabrera, LHP Mike Dunn and RHP Arodys Vizcaino on December 22, 2009…signed through the 2011 season.

POSTSEASON NOTES

- Made his postseason debut in 2010 with the Yankees, appearing in five games and allowing 2ER in 1.2IP (3H, 1BB, 1K).

2011

- Was 5-3 with a 3.46 ERA in 64 relief appearances with the Yankees in 2011…opponents batted .261 (43-for-165, 4HR); LH .260 (27-for-104, 4HR), RH .262 (16-for-61, 0HR)…retired 43-of-64 first batters faced (67.2%)…prevented 48-of-61 inherited runners from scoring (78.7%)…appeared in consecutive games nine times and three straight games twice…the Yankees were 31-33 in games he appeared in.
- Tossed less than 1.0 inning in 44 of his 64 relief outings (68.8%)…six of his appearances were more than 1.0 inning (9.4%)…held opponents scoreless in 49 of his appearances overall.
- Held opponents to a 1.80 ERA in 25 appearances from 7/25-9/25 (15.0IP, 17H, 3ER, 4BB, 20K), before allowing 3ER in his final appearance on 9/28 at Tampa Bay…of his final 61 relief appearances beginning on 4/10, 49 were scoreless.
- Opponents batted .217 (13-for-60) with runners in scoring position, including a .147 (5-for-34) batting average with RISP and two outs…held opposing batters to a .154 (2-for-13) average with the bases loaded.
- Held opponents' cleanup hitters to 1H in 25AB (.040) with 10K.
- Made his fourth career Opening Day roster, second with the Yankees.
- Retired all four batters faced on 4/24 at Baltimore (1.1IP) to record his first victory.
- Held opponents to just 1ER in 6.1IP over nine relief appearances in June (3H, 4BB, 9K)…struck out 13 batters in 12 relief appearances in July (9.0IP), marking his highest strikeout total in any calendar month during his career.
- Won a career-high four straight decisions from 6/26-9/3.
- Made his first career plate appearance in the eighth inning of 7/1 win at the Mets, collecting a sacrifice bunt to move Nunez to second base…also struck out his only batter faced in the outing (0.1IP).
- Entered 8/5 win at Boston with the bases loaded and two outs in the fifth and struck out Adrian Gonzalez to strand three runners (1.0IP, 1H, 2K).

BESTS & STREAKS

2011 Highs and Streaks

Low hit CG	N/A
IP (start)	N/A
IP (relief)	2.0 - vs. OAK, 7/23/11
Hits	3 - at TOR, 7/14/11
Runs	3 - 2 times Last at TB, 9/28/11
BB	2 - vs. BOS, 6/8/11
SO	4 - vs. OAK, 8/25/11
HR	1 - 4 times Last: at BOS, 8/31/11
Winning Streak	4g - 6/26-9/3/11
Losing Streak	n/a

Career Highs and Streaks

Low hit CG	N/A
IP (start)	N/A
IP (relief)	3.0 - 2 times Last: vs. DET, 4/25/07
Hits	6 - at TB, 5/16/06
Runs	5 - 2 times Last: vs. MIN, 7/6/07
BB	2 - 16 times Last: vs. BOS, 6/8/11
SO	5 - at CLE, 5/2/06
HR	2 - 2 times Last: at MIN 9/23/08
Winning Streak	4g - 6/26-9/3/11
Losing Streak	2g - 7/13-8/9/08

- Allowed a two-run HR to his first batter faced (Ellsbury) in the sixth inning of 8/31 loss at Boston (0.2IP, 2H, 1ER, 1K), snapping a streak of 11 straight appearances without allowing an earned run (7.2IP, 6H, 3R, 2BB, 14K).
- Made his fourth appearance in five days on 9/3 vs. Toronto, retiring his only two batters faced to earn his fifth win (0.2IP, 1K).
- Allowed 1H and 1ER in 0.2IP (1IBB) to suffer his third loss on 9/16 at Toronto, snapping his career-high four-game winning streak.
- Made his 64th and final appearance of the season in 9/28 loss at Tampa Bay, allowing 2H and 3ER in 0.1IP (1HP, 1K)…entered the game with two on and two out in the seventh and struck out Canzler to strand both runners…came back to pitch the bottom of the eighth and loaded the bases without retiring a batter (Damon single, Zobrist double, Kotchman HBP).
- Allowed just 1H to his final eight lefty batters faced to close out the season.
- Was 1-1 with a 5.40 ERA (6.2IP, 10H, 4ER, 1BB, 12K) in eight spring training relief outings.

Logan's Career Pitching Record

Year	Team	W	L	ERA	G	GS	CG	SHO	SV	IP	H	R	ER	HR	HP	BB	SO	WP	BK
2003	Great Falls	3	3	6.58	16	14	0	0	0	67.0	76	60	49	4	11	31	48	8	1
2004	Great Falls	3	7	5.6	18	9	0	0	1	64.1	74	48	40	7	4	31	48	8	2
2005	Great Falls	1	1	3.31	21	0	0	0	2	35.1	34	15	13	1	3	4	29	4	0
	Winston-Salem	0	0	5.06	4	0	0	0	0	5.1	7	3	3	2	0	4	5	0	0
2006	Charlotte	3	1	3.38	38	0	0	0	11	42.2	35	18	16	1	9	12	57	3	0
	CHICAGO-AL	0	0	8.31	21	0	0	0	1	17.1	21	18	16	2	3	15	15	1	0
2007	Charlotte	0	1	2.16	4	0	0	0	1	8.1	8	2	2	1	0	4	11	0	0
	CHICAGO-AL	2	1	4.97	68	0	0	0	0	50.2	59	30	28	7	0	20	35	2	0
2008	CHICAGO-AL	2	3	5.95	55	0	0	0	0	42.1	57	31	28	7	1	14	42	1	0
	Charlotte	0	1	6.00	5	0	0	0	0	9.0	10	8	6	2	3	6	7	1	0
2009	Gwinnett - a	4	2	3.28	29	0	0	0	2	35.2	26	15	13	2	6	17	39	4	0
2009	ATLANTA - b	1	1	5.19	20	0	0	0	0	17.1	21	12	10	1	1	9	10	0	0
2010	YANKEES	2	0	2.93	51	0	0	0	0	40.0	34	13	13	3	1	20	38	1	0
	Scranton/WB	0	1	2.11	14	0	0	0	0	21.1	18	5	5	1	2	4	23	1	0
2011	YANKEES	5	3	3.46	43	0	0	0	0	41.2	43	20	16	4	4	13	46	1	0
Minor League Totals		**14**	**17**	**4.58**	**149**	**23**	**0**	**0**	**17**	**289.0**	**288**	**174**	**147**	**21**	**38**	**113**	**267**	**29**	**3**
AL Totals		**11**	**7**	**4.73**	**259**	**0**	**0**	**0**	**1**	**192.0**	**214**	**112**	**101**	**23**	**9**	**82**	**176**	**6**	**0**
NL Totals		**1**	**1**	**5.19**	**20**	**0**	**0**	**0**	**0**	**17.1**	**21**	**12**	**10**	**1**	**1**	**9**	**10**	**0**	**0**
Major League Totals		**12**	**8**	**4.77**	**279**	**0**	**0**	**0**	**1**	**209.1**	**235**	**124**	**111**	**24**	**10**	**91**	**186**	**6**	**0**

Selected by the Chicago White Sox in the 20th round of the 2002 First-Year Player Draft.

a – Acquired by the Atlanta Braves along with RHP Javier Vazquez from the White Sox in exchange for INFs Jon Gilmore and Brent Lillibridge, C Tyler Flowers and LHP Santos Rodriguez on December 4, 2008.
b – Acquired by the Yankees along with RHP Javier Vazquez from the Braves in exchange for OF Melky Cabrera, LHP Mike Dunn and RHP Arodys Vizcaino on December 22, 2009.

Logan's Division Series Record

Year	Club vs. Opp.	W	L	ERA	G	GS	CG	SHO	SV	IP	H	R	ER	HR	HP	BB	SO	WP	BK
2010	NYY vs. MIN	0	0	0.00	2	0	0	0	0	1.0	1	0	0	0	0	0	0	0	0
Division Series Totals		**0**	**0**	**0.00**	**2**	**0**	**0**	**0**	**0**	**1.0**	**1**	**0**	**0**	**0**	**0**	**0**	**0**	**0**	**0**

Logan's League Championship Series Record

Year	Club vs. Opp.	W	L	ERA	G	GS	CG	SHO	SV	IP	H	R	ER	HR	HP	BB	SO	WP	BK
2010	NYY vs. TEX	0	0	27.00	3	0	0	0	0	0.2	2	2	2	1	0	1	1	0	0
LCS Totals		**0**	**0**	**27.00**	**3**	**0**	**0**	**0**	**0**	**0.2**	**2**	**2**	**2**	**1**	**0**	**1**	**1**	**0**	**0**
POSTSEASON TOTALS		**0**	**0**	**10.80**	**5**	**0**	**0**	**0**	**0**	**1.2**	**3**	**2**	**2**	**1**	**0**	**1**	**1**	**0**	**0**

Logan's Regular Season Batting Record

Year	Team	AVG	G	AB	R	H	2B	3B	HR	RBI	SH	SF	HP	BB	SO	SB	CS
2010	NYY						Did Not Bat										
Major League Totals		**-**	**215**	**-**	**-**	**-**	**-**	**-**	**-**	**-**	**-**	**-**	**-**	**-**	**-**	**-**	**-**

Logan's Career Fielding Record

Position	PCT	G	PO	A	E	TC	DP
Pitcher	.905	279	12	26	4	42	2



55 RUSSELL MARTIN

CATCHER • 5-10 • 215 • B/T: RIGHT/RIGHT • OPENING DAY AGE: 28

BIRTHDATE
February 15, 1983

BIRTHPLACE
East York, Ontario, Canada

RESIDES
Chelsea, Quebec, Canada

M.L. SERVICE
5 years, 150 days

COLLEGE
Chipola Junior College (Fla.)

CAREER HIGHLIGHTS

N.L. All-Star Team
- 2007, 2008

N.L. Gold Glove
- 2007

N.L. Silver Slugger
- 2007

STATUS
- Signed by the Yankees as a free agent on December 16, 2010…signed through the 2011 season.

POSTSEASON NOTES
- Has appeared in the postseason three previous times (2006, '08 and '09) – all with the Dodgers…has hit safely in six of his nine career Division Series games.

CAREER NOTES
- Has caught 154-of-589 (73.9%) potential base stealers since making his Major League debut in 2006, the most runners caught stealing in the Majors over the stretch…ranks second among all Major League catchers over the same span with a 3.75 catchers ERA (min. 280G).
- Over the last five seasons (since 2007), ranks second in the Majors with 5,528.2 innings caught and 621 starts at catcher, trailing Atlanta's Brian McCann.
- Ranks third among active catchers with 73 stolen bases.
- Joins Carlton Fisk and Ivan Rodriguez as one of just three catchers in Major League history to have at least 10HR, 60RBI and 10SB in a single season three times (2006-08).

BESTS & STREAKS

2011 Highs and Streaks

Hits	5 - vs. OAK, 8/25/11
Runs	3 - 2 times Last: vs. OAK, 8/25/11
2B	1 - 17 times Last: vs. BAL, 9/7/11
3B	--
HR	2 - 4 times Last: vs. OAK, 8/25/11
RBI	6 - vs. OAK, 8/25/11
BB	3 - 2 times Last: vs. BOS, 5/15/11
SO	3 - 2 times Last: at KC, 8/16/11
SB	1 - 8 times Last: vs. OAK, 7/24/11
Hit Streak	6g - 5/16-5/21/11

Career Highs and Streaks

Hits	5 - vs. OAK, 8/25/11
Runs	3 - 16 times Last: vs. OAK, 8/25/11
2B	2 - 4 times Last: vs. STL, 8/18/09
3B	1 - 7 times Last: at SF, 9/9/07
HR	2 - 5 times Last: vs. OAK, 8/25/11
RBI	6 - vs. OAK, 8/25/11
BB	4 - at PHI, 8/23/07
SO	3 - 10 times Last: at KC, 8/16/11
SB	2 - 4 times Last: at SF, 6/29/10
Hit Streak	15g - 5/5-5/20/10

2011 NOTES
- Hit .237 (99-for-417) with 57R, 17 doubles, 18HR, 65RBI and 50BB in 125 games (118 starts at C) with the Yankees in 2011…also appeared in three games as a defensive replacement at 3B and one game at 2B.
- Led all Major League catchers with 35 caught stealing.
- Hit 18HR in 417AB in 2011 after combining to hit 12HR in 836AB from 2009-10…10 of his homers came in games in which he was not in the previous day's starting lineup or had the previous day off…10 of the homers also came with runners on base (four two-run HR, five three-run HR, one grand slam).
- Led all Major League catchers with 8SB in 2011, third-most by a Yankee as a C since 1962 behind Joe Girardi (13SB in 1996) and Thurman Munson (12SB in '76)…ranked third among AL catchers in home runs and fourth in RBI.
- Was voted via player balloting to his third career All-Star team—and first with the AL—on 7/3…did not play in the NL's 5-1 victory…was the first Yankees All-Star catcher since Posada in 2007.
- Made his fifth career Opening Day roster—first with the Yankees—and fifth straight Opening Day start at C.
- Caught every inning of the Yankees' first 12 games of the season from 3/31-4/15…according to Elias, had been the only catcher in the Majors to catch every inning of his team's games through 4/15.

- Stole third base in the third inning of 3/31 Opening Day win vs. Detroit…became the first Yankees catcher to steal third base since Jorge Posada on 4/19/00 at Texas and just the second since Thurman Munson on 8/12/75 at Oakland.
- Hit three-run HR and solo HR in 4/9 win at Boston, recording his second career multi-HR game…marked just the second time in the last 16 seasons (since 1996) that a Yankees catcher other than Jorge Posada had a multi-HR game (also John Flaherty on 8/16/03 at Baltimore-2HR)…joins Jorge Posada (8/30/03) as the only Yankees catchers to record a multi-HR game at Fenway Park over the last 70 years (credit: Elias)…also tied a career-high with 4RBI (eighth time).
- Compiled 6HR in April, 1HR shy of the single-season Yankees record for homers as a catcher during the month of April (Jorge Posada – 7HR – April 2003) – credit: Elias.
- Allowed 3SB in on 4/29 and 3SB on 4/30 vs. Toronto, marking the first time he allowed at least 3SB in consecutive games in his career.
- Made his first appearance of the season at 3B in 5/19 win at Baltimore—and first since 8/12/09 at San Francisco (w/ Los Angeles-NL)—starting at C before moving to 3B in the ninth inning.
- Did not have an extra-base hit in a career-long 68AB stretch between his solo HR on 5/24 vs. Toronto and his three-run HR on 6/29 vs. Milwaukee—credit: Elias.
- Missed two games (5/29 at Seattle and 5/30 at Oakland) with a bruised left "big" toe.
- Snapped an 0-for-16 stretch with his first-inning single on 6/3 at Los Angeles-AL, matching the longest single-season hitless streak of his career.
- Batted .286 (22-for-77) with 14R, 7HR and 19RBI in 23 games in August…marked his most HR in any calendar month during his career and is tied for his second-highest single-month RBI total (20RBI in June 2006, 19RBI in April 2011 and May 2009).
- Recorded his fourth career multi-HR game and third as a Yankee in 8/19 win at Minnesota…was batting ninth in the game, marking his second multi-HR from the ninth spot in the batting order (also 4/9 at Boston)…according to the Elias Sports Bureau, became the second player in Yankees franchise history to have a multi-homer game from the ninth spot in the batting order twice in one season, joining pitcher Red Ruffing (1930 and 1936).
- Made his first career appearance at 2B in 8/20 loss at Minnesota, starting at C and moving to 2B in the seventh inning.
- Set a career high in hits and RBI and tied his career high in runs scored in 8/25 win vs. Oakland, hitting a solo HR and a grand slam and going 5-for-5 with 3R, 1 double, 6RBI and 1BB…the grand slam was the third of his career and the second of the Yankees' Major League record three GS in the game.
- Marked the 11th time in the Live Ball era (since 1920) that a Yankee recorded at least 5H and 6RBI in a game, first since Alex Rodriguez went 5-for-6 with 6RBI on 4/18/05 vs. Tampa Bay, and the most hits by a Yankees catcher in a single game since Elston Howard went 5-for-6 on 4/18/59 at Boston…was just the fourth time in the Live Ball era that a Yankee recorded 5H in 5AB with at least 6RBI (also Danny Tartabull, 9/8/92 at Baltimore; Del Pratt, 8/23/20 vs. Detroit and Joe DiMaggio, 7/9/37 vs. Washington)…was the sixth time in the Live Ball era a Major League catcher had at least 5H and 6RBI in a game, first since Joe Mauer on 7/26/10 at Kansas City (5-for-5, 7RBI).
- Missed two games from 8/30-31 with a bruised left thumb…missed two additional games from 9/11-12 with a bruised right thumb…suffered the injury on 9/10 at Los Angeles-AL in the bottom of the second inning (foul tip by Izturis).
- Was ejected in the bottom of the fifth inning of 9/26 loss at Tampa Bay by HP Umpire Paul Schrieber…was his fourth career ejection and first since 6/27/10 vs. the Yankees (w/ Los Angeles-NL).
- Grounded into a 5-4-3 triple play in the sixth-inning of 9/27 loss at Tampa Bay…was the 26th triple play hit into in Yankees history (first since 5/29/00 vs. Oakland).
- Hit .262 (11-for-42) with 9R, 1 triple, 1HR and 5RBI in 17 spring training games.

Martin's Career Playing Record

Year	Club	AVG	G	AB	R	H	2B	3B	HR	RBI	SH	SF	HP	BB	SO	SB	CS	E	OBP	SLG
2002	GCL Dodgers	.286	41	126	22	36	3	3	0	10	2	0	4	23	18	7	1	9	.412	.357
2003	South Georgia	.286	25	98	15	28	4	1	3	14	1	1	0	9	11	5	2	5	.343	.439
	Ogden	.271	52	188	25	51	13	0	6	36	2	2	4	26	26	3	1	13	.368	.436
2004	Vero Beach	.250	122	416	74	104	24	1	15	64	0	8	10	72	54	9	5	10	.368	.421
2005	Jacksonville	.311	129	409	83	127	17	1	9	61	5	3	10	78	69	15	7	11	.430	.423
2006	Las Vegas	.297	23	74	14	22	9	0	0	9	1	3	0	13	11	0	2	2	.389	.419
	LOS ANGELES-NL	.282	121	415	65	117	26	4	10	65	1	3	4	45	57	10	5	6	.355	.436
2007	LOS ANGELES-NL	.293	151	540	87	158	32	3	19	87	0	6	7	67	89	21	9	14	.374	.469
2008	LOS ANGELES-NL	.280	155	553	87	155	25	0	13	69	0	2	5	90	83	18	6	14	.385	.396
2009	LOS ANGELES-NL	.250	143	505	63	126	19	0	7	53	2	1	11	69	80	11	6	7	.352	.329
2010	LOS ANGELES-NL – a, b	.248	97	331	45	82	13	0	5	26	1	3	4	48	61	6	2	10	.347	.332
2011	YANKEES	.237	125	417	57	99	17	0	18	65	1	3	5	50	81	8	2	1	.324	.408
Minor League Totals		**.281**	**392**	**1311**	**233**	**368**	**70**	**6**	**33**	**194**	**11**	**17**	**28**	**221**	**189**	**39**	**18**	**50**	**.391**	**.419**
Major League Totals		**.267**	**792**	**2761**	**404**	**737**	**132**	**7**	**72**	**365**	**5**	**18**	**36**	**369**	**451**	**74**	**30**	**52**	**.359**	**.398**

Selected by the Dodgers in the 17th round of the 2002 First-Year Player Draft.

a – Placed on the 15-day disabled list on August 4, 2010 for the rest of the season…transferred to the 60-day D.L. on September 6, 2010.
b – Signed by the Yankees as a free agent on December 16, 2010.

Martin's Division Series Record

Year	Country, Site	AVG	G	AB	R	H	2B	3B	HR	RBI	SH	SF	HP	BB	SO	SB	CS	E	OBP	SLG
2006	LAD vs. NYM	.333	3	12	2	4	0	0	0	0	0	0	0	1	2	0	0	0	.385	.333
2008	LAD vs. CHC	.308	3	13	2	4	3	0	1	5	0	0	0	1	3	0	0	0	.357	.769
2009	LAD vs. STL	.111	3	9	0	1	0	0	0	1	0	0	1	3	1	0	0	0	.385	.111
Division Series Totals		**.265**	**9**	**34**	**4**	**9**	**3**	**0**	**1**	**6**	**0**	**0**	**1**	**5**	**6**	**0**	**0**	**0**	**.375**	**.441**

Martin's League Championship Series Record

Year	Country, Site	AVG	G	AB	R	H	2B	3B	HR	RBI	SH	SF	HP	BB	SO	SB	CS	E	OBP	SLG
2008	LAD vs. PHI	.118	5	17	3	2	0	0	0	1	0	0	2	3	7	1	0	0	.318	.118
2009	LAD vs. PHI	.250	5	16	2	4	1	0	0	2	0	0	1	1	3	0	0	0	.333	.313
LCS Totals		**.182**	**10**	**33**	**5**	**6**	**1**	**0**	**0**	**3**	**0**	**0**	**3**	**4**	**10**	**1**	**0**	**0**	**.325**	**.212**
POSTSEASON TOTALS		**.224**	**19**	**67**	**9**	**15**	**4**	**0**	**1**	**9**	**0**	**0**	**4**	**9**	**16**	**1**	**0**	**0**	**.350**	**.328**

Martin's All-Star Game Record

Year	Country, Site	AVG	G	AB	R	H	2B	3B	HR	RBI	SH	SF	HP	BB	SO	SB	CS	E	OBP	SLG
2007	LAD, San Francisco	.000	1	3	0	0	0	0	0	0	0	0	0	0	1	0	0	0	.000	.000
2008	LAD, New York-AL	.000	1	3	0	1	0	0	0	0	1	0	0	0	0	0	0	0	.333	.333
2011	NYY, Arizona		Selected - Did Not Play																	
All-Star Game Totals		**.000**	**2**	**6**	**0**	**1**	**0**	**0**	**0**	**0**	**1**	**0**	**0**	**0**	**1**	**0**	**0**	**0**	**.167**	**.167**

Martin's World Baseball Classic Record

Year	Country, Site	AVG	G	AB	R	H	2B	3B	HR	RBI	SH	SF	HP	BB	SO	SB	CS	E	OBP	SLG
2009	Canada, USA	.222	2	9	3	2	1	0	1	1	0	0	0	1	2	0	0	0	.300	.667
WBC Totals		**.222**	**2**	**9**	**3**	**2**	**1**	**0**	**1**	**1**	**0**	**0**	**0**	**1**	**2**	**0**	**0**	**0**	**.300**	**.667**

Martin's Career Fielding Record

Position	PCT	G	PO	A	E	TC	PB
Catcher	.990	766	5481	454	58	5993	28
Third Base	.857	15	2	22	4	28	---
Second Base	1.000	1	1	0	0	1	---

Martin's Career Home Run Chart

MULTI-HOMER GAMES: 5; **TWO-HOMER GAMES:** 5, last on 8/25/11 vs. Oakland; **GRAND SLAMS:** 3, last on 8/25/11 vs. Oakland (Fautino De Los Santos); **PINCH-HIT HR:** 1, on 9/26/08 at San Francisco (Brian Wilson); **INSIDE-THE-PARK HR:** None; **WALK-OFF HR:** 2, last on 4/21/07 vs. Pittsburgh (Shawn Chacon); **LEADOFF HR:** None.

Martin's Postseason Home Run Chart

MULTI-HOME RUN GAMES: None; **TWO-HOMER GAMES:** None; **GRAND SLAMS:** None; **PINCH-HIT HOME RUNS:** None; **INSIDE-THE-PARK HOME RUNS:** None; **WALK-OFF HOME RUNS:** None; **LEADOFF:** None.

64 HECTOR NOESI

RIGHT-HANDED PITCHER • 6-3 • 200 • B/T: RIGHT/RIGHT •OPENING DAY AGE: 24

BIRTHDATE
January 26, 1987

BIRTHPLACE
Esperanza, D.R.

RESIDES
Mao, D.R.

M.L. SERVICE
139 days

STATUS

- Signed by the Yankees as a non-drafted free agent on December 3, 2004…signed through the 2011 season.

2011

- Was 2-2 with a 4.47 ERA (56.1IP, 28ER) in 30 appearances (two starts) in his first Major League action over four stints with the Yankees in 2011 (4/13-21, 5/13-6/8, 6/12-8/28 and 9/6-30)…
- Aong AL rookie relievers (relief appearances only), ranked eighth in innings pitched (51.2), and ERA (4.01) and 11th in strikeouts (42)…opponents batted .286 (63-for-220, 6HR); LH .302 (32-for-106, 3HR), RH .272 (31-for-114, 3HR).
- Made 28 relief appearances, going 2-1 with a 4.01 ERA (51.2IP, 23ER)…17 of his 28 relief appearances were scoreless…tossed at least 2.0 innings in 11 of his relief outings and at least 3.0 innings in seven of those games…retired 17-of-28 first batters faced (60.7%)…allowed just three of his 12 inherited runners to score (25.0%)…appeared in consecutive games just once (9/6-7 vs. Baltimore).
- Was recalled from Scranton/WB for the first time this season from 4/13-21 when Luis Ayala went on the D.L., but did not appear in a game…was recalled for a second time on 5/13.
- Earned the win in his Major League debut in 5/18 15-inning victory at Baltimore, tossing 4.0 scoreless innings of relief (4H, 4BB, 4K)…became the first Yankees pitcher ever to win his Major League debut in relief while tossing at least 4.0 scoreless innings, and the first overall in the Majors since Jim Brower for Cleveland on 9/5/99 (4.1IP)—credit: *Elias*…was the first Major League pitcher to do so in an extra inning game since the Royals' Scott Bankhead on 5/25/86 vs. Chicago-AL.
- Was 1-0 with a 1.50 ERA (18.0IP, 3ER) over his first six Major League appearances (5/18-6/18).
- In 6/7 loss vs. Boston, allowed 3H and 2ER in 6.0IP (1BB, 1K, 1HR) in relief of Garcia…marked the longest relief outing by a Yankee since Kei Igawa threw 6.0 scoreless innings of relief on 4/28/07 vs. Boston, earning the victory…retired 13 straight batters after allowing Ortiz's fifth-inning HR.
- In 6/22 Game 2 loss at Cincinnati, allowed 8H and 6ER in 1.2IP (1BB, 1K, 1HR)…were the most hits and runs allowed by a Yankees reliever in one game since Anthony Claggett on 4/18/09 vs. Cleveland (1.2IP, 9H, 8ER).
- Allowed one unearned run in 2.0IP to suffer his first Major League loss on 9/7 vs. Baltimore (1H, 3BB/2IBB, 3K, 1WP).
- Made his final relief appearance of the season in 9/17 win at Toronto, tossing a perfect seventh inning (1.0IP, 1K).

BESTS & STREAKS

2011 Highs and Streaks

Low hit CG	N/A
IP (start)	2.2 - vs. TB, 9/21/11-G1
IP (relief)	6.0 - vs. BOS, 6/7/11
Hits	8 - at CIN, 6/22/11
Runs	6 - at CIN, 6/22/11
BB	4 - at BAL, 5/18/11
SO	4 - 4 times Last: vs. OAK, 8/23/11
HR	1 - 6 times Last: vs. TB, 9/21/11-G1
Winning Streak	2g - 5/18-7/22/11
Losing Streak	--

Career Highs and Streaks

Low hit CG	N/A
IP (start)	2.2 - vs. TB, 9/21/11-G1
IP (relief)	6.0 - vs. BOS, 6/7/11
Hits	8 - at CIN, 6/22/11
Runs	6 - at CIN, 6/22/11
BB	4 - at BAL, 5/18/11
SO	4 - 4 times Last: vs. OAK, 8/23/11
HR	1 - 6 times Last: vs. TB, 9/21/11-G1
Winning Streak	2g - 5/18-7/22/11
Losing Streak	--

- Entered rotation for final week of the season, making two starts…started his first Major League game in 9/21 Game 1 win vs. Tampa Bay, allowing 4H and 2ER in 2.2IP in the no-decision (1BB, 2K, 1HR).
- Made his second start – and final appearance – of the season in 9/26 at Tampa Bay and recorded the loss, allowing 3ER on 5H in 2.0IP (2BB, 1K).
- Began the season with Triple-A Scranton/Wilkes-Barre, going 1-1 with a 3.28 ERA (24.2IP, 28H, 11R, 9ER, 9BB, 17K, 2HP, 2WP, 1BK) in six games (five starts).
- Attended spring training with the Yankees in 2011, going 1-0 with a 4.00 ERA (9.0IP, 4ER) in four relief appearances.

Noesi's Career Pitching Record

YEAR	CLUB	W	L	ERA	G	GS	CG	SHO	SV	IP	H	R	ER	HR	HB	BB	SO	WP	BK
2005	DSL Yankees 1	5	3	1.60	13	10	0	0	0	50.2	34	19	9	2	5	8	36	2	1
2006	GCL Yankees	0	0	1.29	5	0	0	0	1	7.0	5	1	1	0	0	1	11	0	0
2007	Charleston	1	1	4.50	5	5	0	0	0	20.0	25	10	10	2	0	8	11	2	0
2008	GCL Yankees	2	1	3.65	9	2	0	0	0	24.2	23	11	10	2	1	3	24	1	0
	Staten Island	1	1	3.00	5	5	0	0	0	24.0	20	12	8	5	1	7	31	3	1
2009	Charleston	3	4	2.38	17	11	0	0	0	75.2	62	24	20	3	0	11	78	0	1
	Tampa	3	0	3.92	9	9	0	0	0	41.1	34	18	18	3	1	4	40	2	0
2010	Tampa	5	2	2.72	8	8	0	0	0	43.0	35	14	13	3	2	6	53	5	1
	Trenton	8	4	3.10	17	16	2	1	0	98.2	90	37	34	7	2	18	86	5	0
	Scranton/WB	1	1	4.82	3	3	1	0	0	18.2	23	10	10	1	1	4	14	1	0
2011	YANKEES	2	2	4.47	30	2	0	0	0	56.1	63	29	28	6	2	22	45	4	0
	Scranton/WB	1	1	3.28	6	5	0	0	0	24.2	28	11	9	0	2	9	11	2	1
Minor League Totals		**30**	**18**	**2.97**	**97**	**74**	**3**	**1**	**1**	**428.1**	**379**	**167**	**142**	**28**	**15**	**79**	**395**	**23**	**5**
Major League Totals		**2**	**2**	**4.47**	**30**	**2**	**0**	**0**	**0**	**56.1**	**63**	**29**	**28**	**6**	**2**	**22**	**45**	**4**	**0**

Signed by the Yankees as a non-drafted free agent on December 3, 2004.

Noesi's Career Fielding Record

Position	PCT	G	PO	A	E	TC	DP
Pitcher	1.000	30	1	7	0	8	1

Futures Game History

Major League Baseball, in conjunction with the 30 Major League Clubs, MLB.com and Baseball America, select the 25-man rosters for the U.S. Team and the World Team. Players from all full-season Minor Leagues are eligible to participate.

Please see the list below of Yankees minor leaguers who have participated in the Futures Game.



Yankees prospects Ramiro Pena [L] and Jesus Montero participated in the 2008 XM All-Star Futures Game at Yankee Stadium.

YEAR	PLAYER (TEAM)
2010	Austin Romine, C (US)
	Hector Noesi, RHP (World)
2009	Manny Banuelos, LHP (World)
2008	Jesus Montero, C (World)
	Ramiro Pena, INF (World)
2007	Joba Chamberlain, P (US)
2006	Phil Hughes, P (US)
	Jose Tabata, CF (World)
2005	Melky Cabrera, OF (World)
2004	Robinson Cano, INF (World)
	Dioner Navarro, C (World)
2003	Robinson Cano, INF (World)
	Chien-Ming Wang, P (World)
2002	Drew Henson, 3B (US)
2001	Nick Johnson, INF (US)
	Juan Rivera, OF (World)
2000	Drew Henson, 3B (US)
	Jackson Melian, OF (World)
1999	Nick Johnson, INF (US)
	*Alfonso Soriano, INF (World)

**Most Valuable Player*

47 IVAN NOVA

RIGHT-HANDED PITCHER • 6-4 • 225 • B/T: RIGHT/RIGHT: OPENING DAY AGE: 24

BIRTHDATE
January 12, 1987

BIRTHPLACE
San Cristobal, D.R.

RESIDES
San Cristobal, D.R.

M.L. SERVICE
1 year, 35 days

STATUS

- Signed by the Yankees as a non-drafted free agent on July 15, 2004…signed through the 2011 season.

POSTSEASON NOTES

- Will be making his postseason debut.

CAREER NOTES

- Made his Major League debut on 5/13/10 at Detroit, tossing 2.0 scoreless IP (2H, 1K) in relief of CC Sabathia in a 6-0 loss…struck out his first batter faced (Adam Everett).
- Has walked just 10 of the 215 batters that he has faced to lead off an inning in his Major League career.

2011 NOTES

- Was 16-4 with a 3.70 ERA (165.1IP, 68ER) in 28 games (27 starts) in his rookie campaign with the Yankees…held his opponents to 2ER or less in 10 of his last 17 starts…among rookie starters (min. 160.0IP/starts only), ranked first in wins (16), second in ERA (3.66), third in innings pitched (164.2) and fourth in opponents' batting average against (.256) and strikeouts (98)…made one relief appearance on 4/19 at Toronto and recorded the loss, allowing 1ER in 0.2IP (2H)…opponents batted .258 (163-for-633); LH .240 (75-for-313); RH .275 (88-for-320)…the Yankees were 19-8 in his starts.
- His 16 wins marked the most among Major League rookies and tied for ninth most among all Major League pitchers…marked the most wins by a Yankees rookie since Stan Bahnsen in 1968 (17-12)…since 2000, only three rookies compiled more wins in a season: CC Sabathia in 2001 (17 w/Cleveland), Justin Verlander in 2006 (17 w/Detroit) and Jason Jennings in 2002 (16 w/Colorado).
- Is 17-4 in 34 career starts and won 16 of his first 20 decisions this season…according to *Elias*, only four other rookies won at least 16 of their first 20 decisions in a season: Bob Grim (1954), Jack S. Sanford (1957), Wally Bunker (1964) and Tom Gordon (1989)…each of them started their respective rookie campaign with a 16-4 record…joined Tim Hudson and Roy Oswalt (both 16-4) as the only active pitchers to go 16-4 or better over their first 20 career decisions…the last Yankee was Whitey Ford (18-2).
- According to *Elias*, the Yankees' 19-8 (.703) mark this season in games started by Nova was the second-best for any American League team in starts by one pitcher (min: 20GS)…Detroit's 25-9 (.735) record in games started by Justin Verlander ranked first…Nova's winning percentage (.833, 15-3) through his first 25 starts of the season was the second-highest for a rookie over the last 101 years…only Boston's Mike Nagy had a higher such percentage over his first 25 starts in 1969, yielding a .846 (11-2) winning percentage (credit: *Elias*).
- Made 16 "quality starts" (at least 6.0IP, 3ER or fewer), lasting 7.0 or more innings in 10 of those outings and holding his opponent to 1ER or less in seven of those appearances.

BESTS & STREAKS

2011 Highs and Streaks

Low hit CG	N/A
IP (start)	8.0 - at CIN, 6/20/11
IP (relief)	0.2 - at TOR, 4/19/11
Hits	11 - vs. NYM, 5/22/11
Runs	8 - vs. KC, 5/12/11
BB	5 - vs. TEX, 4/15/11
SO	10 - at CWS, 8/4/11
HR	3 - vs. COL, 6/26/11
Winning Streak	12g - 6/10-9/20/11
Losing Streak	2g - 4/15-4/19/11

Career Highs and Streaks

Low hit CG	N/A
IP (start)	8.0 - at CIN, 6/20/11
IP (relief)	0.2 - at TOR, 4/19/11
Hits	11 - vs. NYM, 5/22/11
Runs	8 - vs. KC, 5/12/11
BB	5 - vs. TEX, 4/15/11
SO	10 at CWS, 8/4/11
HR	3 - 6/26/11 vs. COL
Winning Streak	12g - 6/10-9/20/11
Losing Streak	2g - 2 times Last: 4/15-4/19/11

- Allowed a .267 (100-for-375) opponents batting average against with no runners on base in 2011…with runners on, opponents hit .244 (63-for-258).
- According to *Elias*, Nova (San Cristobal) and teammate Eduardo Nunez (Santo Domingo) were the first pair of rookies born in the Dominican Republic to make the Yankees' opening-day roster in the same season since D'Angelo Jimenez (Santo Domingo) and Alfonso Soriano (San Pedro de Macoris) in 2001.
- With his win on 4/4/11 vs. Minnesota became the first Yankees rookie to win a start within a season's first four games since 22-year-old Al Leiter defeated the Brewers, 4-1, in the fourth game of the 1988 season, according to the *Elias Sports Bureu*.

NOVA'S 2011 PITCHING LINES

Date/Opp	Score	W/L	IP	H	R	ER	HR	BB	K	NP/K	ERA	Left game…
4/4 vs. MIN*	4-3	W	6.0	6	3	3	0	1	3	83/50	4.50	Leading 4-3
4/9 at BOS*	9-4	ND	4.1	7	4	4	0	3	3	87/49	6.10	Leading 7-4
4/15 vs. TEX	3-5	L	4.1	4	5	5	0	**5**	3	86/45	7.36	Trailing 4-1
4/19 at TOR	5-6	L	0.2	2	1	1	0	0	0	14/8	7.63	Trailing 6-5
4/26 vs. CWS*	2-3	ND	6.1	5	1	1	0	2	3	102/66	5.82	Leading 2-1
5/1 vs. TOR	5-2	W	6.1	6	2	2	1	4	5	100/60	5.14	Leading 5-2
5/6 at TEX*	4-1	W	7.1	2	1	0	0	1	1	98/62	4.08	Leading 4-0
5/12 vs. KC*	5-11	L	3.0	10	**8**	4	2	2	2	73/48	4.70	Trailing 8-0
5/17 at TB*	6-2	W	5.1	4	1	1	1	2	4	100/58	4.33	Leading 2-1
5/22 vs. NYM	9-3	ND	6.2	**11**	3	3	0	1	2	**110**/70	4.29	Trailing 3-1
5/28 at SEA*	4-5	ND	3.2	5	4	4	0	3	1	74/42	4.67	Trailing 4-3
6/3 at LAA	2-3	L	6.0	8	3	2	0	2	2	92/58	4.50	Trailing 3-2
6/10 vs. CLE*	11-7	W	7.0	4	2	2	1	3	6	100/66	4.30	Leading 11-2
6/15 vs. TEX	12-4	W	5.2	7	4	4	1	3	2	89/57	4.46	Leading 6-4
6/20 at CIN	5-3	W	**8.0**	4	1	1	0	0	7	105/70	4.13	Leading 5-1
6/26 vs. COL	6-4	ND	6.0	6	4	4	**3**	3	4	99/61	4.26	Tied 4-4
7/1 at NYM	5-1	W	5.0	7	1	1	0	2	3	89/57	4.12	Leading 3-1
7/30 vs. BAL+	17-3	W	7.0	6	2	2	1	1	6	98/69	4.01	Leading 17-2
8/4 at CWS	7-2	W	7.2	6	1	1	0	0	**10**	102/70	3.81	Leading 4-1
8/10 vs. LAA*	93	W	6.0	5	3	3	1	3	0	96/59	3.85	Leading 7-2
8/16 at KC	9-7	W	5.1	9	7	**7**	1	1	2	87/54	4.21	Leading 8-7
8/21 at MIN*	3-0	W	7.0	5	0	0	0	1	5	101/63	3.97	Leading 3-0
8/28 at BAL*+	8-3	W	7.0	7	3	3	0	2	7	107/72	3.96	Leading 8-3
9/2 vs. TOR	3-2	W	7.0	3	2	2	0	2	4	97/62	3.89	Leading 3-2
9/8 at BAL*	4-5	ND	5.1	5	3	3	1	3	2	97/57	3.94	Leading 4-2
9/14 at SEA	0-1	ND	7.1	5	1	1	0	4	5	87/52	3.81	Tied 1-1
9/20 vs. TB	5-0	W	7.2	6	0	0	0	3	3	103/67	3.62	Leading 5-0
9/25 vs. BOS	4-7	ND	6.1	8	4	4	0	0	3	96/62	3.70	Tied 4-4
Totals		**16-4**	**165.1**	**163**	**74**	**68**	**13**	**57**	**98**		**3.70**	

*Start came after a Yankees loss / **Bold**=season high / *Italics* = relief/ += Gm. 2 of a doubleheader

- With his first three starts this season, became the first rookie pitcher to start three of the team's first 12 games of a season since Bill Piercy did so in 1921.
- Became one of two Yankees since 1980 to go undefeated in his first six career starts, joining Joba Chamberlain (first 7GS in 2008).
- With his win on 5/6 at Texas, became just the second Yankees rookie over the last 25 years (since 1986) to earn a win while limiting his opponent to just 2H and 0ER and pitching more than 7.0 innings in a road start…joined Mariano Rivera, who accomplished the feat on 7/4/95 at Chicago-AL (8.0IP, 2H, 0ER)…registered 17 ground ball outs, marking the most for a Yankee hurler since Sidney Ponson recorded 19 ground ball outs on 8/11/08 (credit: *Elias*).
- Allowed 13HR in 165.1IP in 2011, all with the bases empty…according to *Elias*, his current streak of 185.2 consecutive innings pitched without allowing a homer with a runner on base is the second-longest of its kind behind the Marlins' Josh Johnson (203.0IP)…prior to his outing on 5/12 vs. Kansas City, had allowed just 1HR all year, a solo-home run to the Blue Jays' Adam Lind in the second inning of his start on 5/1 vs. Toronto that snapped a stretch of 35.1IP without giving up a homer (credit: *Elias*).
- With his start on 6/10 vs. Cleveland, became the fourth rookie pitcher to start 12 or more of the Yankees' first 61 games of a season, joining Fritz Peterson (1966), Bill Burbach (1969) and Doc Medich (1973). – credit: *Elias*… *Elias* also notes that with his start on 4/26 vs. Chicago-AL, Nova became the seventh rookie pitcher in franchise history to start four games in the month of April, joining Bill Burbach (1969), Doc Medich (1973), Bob Tewksbury (1986), Al Leiter (1988), Kei Igawa (2007) and Ian Kennedy (2008).
- The Yankees won 12-consecutive starts by Nova from 6/10-9/2/11, their longest streak of wins in games started by a particular pitcher since they won 20 straight games started by Roger Clemens in 2001.
- According to *Elias*, with his outing on 6/20 at the Reds, Nova became just the second Yankees rookie pitcher in the last 40 years to record at least seven strikeouts without walking a batter in a game in which he earned the win…joined Orlando "El Duque" Hernandez who accomplished the feat in a complete-game shutout on 9/14/98 vs. Boston (9.0IP, 3H, 9K).

- Was recalled from Triple-A Scranton/Wilkes Barre prior to his start on 7/30 in game two of a doubleheader vs. Baltimore…made three starts for Triple-A Scranton/Wilkes-Barre after being optioned on 7/3, going 1-2 with a 3.38 ERA (16.0IP, 6ER)…struck out 18 batters with only 2BB…recorded 7.0IP or more and allowed 2ER or less in each of his first two starts…made his last minor league start on 7/19/11 at the Columbus Clippers and recorded the loss, allowing 1ER in just 1.1IP before being removed from the game with a sore right ankle (3H, 1BB, 3K, 1HR).
- Went undefeated in his last 16 starts (12-0 with a 3.25 ERA)…according to *Elias*, tied the Yankees' all-time record for longest winning streak as a starting pitcher in a single season by a rookie, set by Russ Ford in 1910 and matched by Atley Donald in 1939…was the longest for any Major League rookie since Cincinnati's Tom Browning went undefeated in 14 consecutive starts in 1985…had his streak of winning eight consecutive starts come to an end in his start on 9/8 at Baltimore with a no-decision…the eight-start streak ran from 7/1-9/2, becoming the first Yankees rookie with such a streak since Marius Russo won eight straight in 1939, according to *Elias*.
- Made five spring training starts, going 2-0 with a 1.80 ERA (20.0IP, 4ER)…led all Yankees starters in ERA, striking out nine batters and walking four…according to *Elias*, Nova's ERA was the lowest for a Yankee pitcher during the exhibition season (minimum: 20.0IP) since Jaret Wright posted a 0.86 ERA in the spring of 2005.

Nova's Career Pitching Record

YEAR	CLUB	W	L	ERA	G	GS	CG	SHO	SV	IP	H	R	ER	HR	HB	BB	SO	WP	BK
2005	DSL Yankees 1	0	1	2.29	11	7	0	0	0	39.1	29	11	10	2	3	11	38	5	0
2006	GCL Yankees	3	0	2.72	10	5	0	0	1	43.0	36	13	13	5	3	7	36	3	0
2007	Charleston	6	8	4.98	21	21	0	0	0	99.1	121	64	55	8	6	31	54	4	0
2008	Tampa-a	8	13	4.36	26	24	0	0	0	148.2	168	81	72	6	9	46	109	12	1
2009	Trenton-b	5	4	2.36	12	12	0	0	0	72.1	65	27	19	3	2	31	47	5	3
	Scranton/WB	1	4	5.10	12	12	1	0	0	67.0	72	39	38	4	3	28	43	4	0
2010	Scranton/WB	12	3	2.86	23	23	0	0	0	145.0	135	50	46	10	2	48	115	4	1
	YANKEES	1	2	4.50	10	7	0	0	0	42.0	44	22	21	4	1	17	26	2	0
2011	YANKEES	16	4	3.70	28	27	0	0	0	165.1	163	74	68	13	6	57	98	11	0
	Scranton/WB	1	2	3.38	3	3	0	0	0	16.0	16	6	6	3	0	2	18	6	0
Minor League Totals		**36**	**35**	**3.70**	**118**	**107**	**1**	**0**	**1**	**630.2**	**642**	**291**	**259**	**41**	**28**	**204**	**460**	**43**	**5**
Major League Totals		**17**	**6**	**3.86**	**38**	**34**	**0**	**0**	**0**	**207.1**	**207**	**96**	**89**	**17**	**7**	**74**	**124**	**13**	**0**

Signed by the Yankees as a non-drafted free agent on July 15, 2004.

a – Selected by the San Diego Padres in the Rule 5 Draft on December 11, 2008.
b – Returned to the Yankees on March 29, 2009.

Nova's Career Fielding Record

Position	PCT	G	PO	A	E	TC
Pitcher	.979	38	21	26	1	48



67 EDUARDO NUNEZ

INFIELDER • 6-0 • 155 • B/T: RIGHT/RIGHT • OPENING DAY AGE: 23

BIRTHDATE
June 15, 1987

BIRTHPLACE
Santo Domingo, D.R.

RESIDES
Azua, D.R.

M.L. SERVICE
1 year, 46 days
(Rookie)

STATUS

- Signed by the Yankees as a non-drafted free agent on February 25, 2004…signed through the 2011 season.

POSTSEASON NOTES

- Will be making his postseason debut...was named to the Yankees 2010 ALCS roster after Teixeira's hamstring injury, but did not appear in a game.

2011

- Hit .265 (82-for-309) with 38R, 18 doubles, 2 triples, 5HR, 30RBI, 22BB and 22SB in 112 games (39 starts at SS, 33 at 3B, nine at 2B and two in RF) with the Yankees in 2011…also appeared in one game in LF.
- Tied for second among AL rookies (with Oakland's Jemile Weeks) with 22SB…was tied for the fourth-highest total among Major League rookies…marked the third-most SB by a Yankees rookie over the last 35 years (since 1977) trailing Alfonso Soriano (43, 2001) and Brett Gardner (26, 2009)…was caught just six times, including just 2CS over his final 16 attempts of the season from 6/25.
- Of his 30RBI this season, 14 either tied the game or gave the Yankees the lead (46.6%)…hit exactly 1HR in each month from May-September.
- Committed a team-high 20 errors (14 at SS, 6 at 3B), fourth-most among all American Leaguers…marked the most errors by a Yankee since 2006 (Alex Rodriguez-24E)…made 13 miscues over his first 149 total chances (through 7/20), then just 7E over his final 130 chances of the season.
- Made his first career Opening Day roster…appeared in just seven of the Yankees' first 21 games, making only two plate appearances (0-for-2).
- Appeared in the outfield for the first time in his Major League career in 4/25 loss vs. Chicago, entering the game as a pinch-runner in the eighth inning and remaining in the game in LF.
- Set a career high in runs scored in 4/28 win vs. Chicago-AL, making his first start of the season (at SS) and going 2-for-3 with 3R, 1 double, 1BB and 1SB.
- Committed two errors on 4/28 vs. Chicago-AL and again in his next start on 5/5 at Detroit, starting at SS in both contests…according to Elias, the only other Yankees shortstops to make at least two errors in consecutive games since 1920 were Frank Crosetti (twice, 1936 and '45) and Mark Koenig (twice, 1927 and '28).
- Hit two-run HR—the second of his career—in his only at-bat in 5/19 win at Baltimore

BESTS & STREAKS

2011 Highs and Streaks

Hits	4 - at NYM, 7/1/11
Runs	3 - vs. CWS, 4/28/11
2B	2 - at NYM, 7/2/11
3B	1 - 2 times Last: vs. BAL, 7/30/11
HR	1 - 5 times Last: vs. TB, 9/21/11 (G1)
RBI	2 - 4 times Last: vs. OAK, 7/24/11
BB	2 - 2 times Last: at BOS, 8/5/11
SO	3 - vs. BAL, 7/30/11
SB	2 - 5 times Last: vs. TB, 9/21/11 (G1)
Hit Streak	5g - 8/18-8/25/11

Career Highs and Streaks

Hits	4 - at NYM, 7/1/11
Runs	3 - vs. CWS, 4/28/11
2B	2 - at NYM, 7/2/11
3B	1 - 2 times Last: vs. BAL, 7/30/11
HR	1 - 6 times Last: vs. TB, 9/21/11 (G1)
RBI	4 - at CWS, 8/28/10
BB	2 - 2 times Last: at BOS, 8/5/11
SO	3 - vs. BAL, 7/30/11
SB	2 - 5 times Last: vs. TB, 9/21/11 (G1)
Hit Streak	5g - 8/18-8/25/11

after entering the game defensively at 3B in the eighth.

- Made 17 consecutive starts at SS from 6/14-7/2 while Derek Jeter was on the 15-day disabled list, batting .339 (20-for-59) with 5R, 5 doubles, 2HR, 7RBI and 4BB during the stretch while the Yankees went 14-3…marked the fifth-highest average among shortstops over the stretch.
- Hit solo HR and was 2-for-4 with 1BB and 2SB in 6/15 win vs. Texas on his 24th birthday…became the eighth Yankee since 2000 to homer on his birthday and first since Hideki Matsui in 2009…according to the Elias Sports Bureau, since Yogi Berra homered on his 22nd birthday in 1947, the only other Yankee younger than Nunez to hit a birthday homer was Rusty Torres on his 23rd birthday in 1971…was the first HR by a Yankees shortstop at Yankee Stadium this season.
- Set a career high in hits in 7/1 win at the Mets, going 4-for-4 with 1 double and 1RBI…joined Brett Gardner (5-for-6 on 6/26/09 at the Mets) as the only Yankees since 2007 to record at least four hits in a game as a rookie…became the first Yankees SS other than Derek Jeter to record 4H in a game since Luis Sojo went 4-for-6 in an 11-1 win on 6/9/98 at Montreal.
- Went 7-for-8 in the first two games of the series at Citi Field from 7/1-2, becoming the second Yankee ever to collect 7H over a two-game span against the Mets (also Brett Gardner, 7-for-9 in two straight games spanning two series from 6/13-26/09)—credit: Elias…according to the Elias Sports Bureau, became the fourth Yankees rookie shortstop to have at least three hits in back-to-back games in the expansion era (since 1961), joining Frank Baker (1970), Andy Stankiewicz (1992) and Derek Jeter (1996).
- Batted .261 (29-for-111) with 16R, 5 doubles, 1 triple, 1HR and 12RBI in 35 games from 7/9-8/20 while Alex Rodriguez was on the 15-day disabled list, making 23 starts at 3B during the stretch.
- Batted second in the starting lineup for the first time in his career in 7/30 Game 1 win vs. Baltimore, going 0-for-5.
- Hit in the leadoff position in the starting order for the first time in his Major League career in 9/7 loss vs. Baltimore, going 0-for-4 with 1SH before being removed for PH (Chavez) in the 11th.
- Made his first career start in RF in 9/10 loss at Los Angeles-AL, going 0-for-3…was his second career appearance at the position (also played 1.0 inning in RF on 5/18/11 at Baltimore).
- Went hitless over a 13AB stretch from 9/7-13, snapping the streak with a third-inning double in 9/14 loss at Seattle.
- Homered off James Shields in 9/21 Game 1 win, tying the score at 2-2 in the seventh as the Yankees went to win and clinch a playoff berth with the victory…collected five extra-base hits (4 doubles, 1HR) over his final nine games with an AB.
- Hit .246 (14-for-57) with 9R, 2 doubles, 1HR and 7RBI in 25 spring training games.

Nunez's Career Batting Record

YEAR	CLUB	AVG	G	AB	R	H	2B	3B	HR	RBI	SH	SF	HP	BB	SO	SB	CS	E	OBP	SLG
2004	DSL Yankees 1	.249	63	229	27	57	7	1	0	33	1	2	5	13	23	5	4	--	.301	.288
2005	Staten Island	.313	73	281	37	88	11	6	3	46	6	0	3	20	43	6	3	28	.365	.427
2006	Tampa	.184	37	147	17	27	5	3	4	26	4	2	0	8	28	16	5	14	.223	.340
	Charleston	.227	90	344	36	78	11	3	2	40	0	2	2	23	48	16	5	26	.278	.294
2007	Charleston	.238	91	328	36	78	10	2	1	28	2	3	2	25	42	20	8	27	.293	.290
	Tampa	.285	30	123	16	35	5	0	1	13	0	1	3	7	18	9	0	6	.336	.350
2008	Tampa	.271	94	373	45	101	18	3	6	42	5	4	1	19	48	14	10	19	.305	.383
2009	Trenton	.322	123	497	70	160	26	1	9	55	4	4	1	22	63	19	7	33	.349	.433
2010	Scranton/WB	.289	118	464	55	134	25	3	4	50	3	2	5	32	60	23	5	14	.340	.381
	YANKEES	.280	30	50	12	14	1	0	1	7	0	0	0	3	2	5	0	1	.321	.360
2011	YANKEES	.265	112	309	38	82	18	2	5	30	6	1	0	22	37	22	6	20	.313	.385
Minor League Totals		**.270**	**713**	**2748**	**341**	**742**	**120**	**26**	**33**	**320**	**26**	**18**	**21**	**183**	**391**	**129**	**45**	**167**	**.319**	**.369**
Major League Totals		**.267**	**142**	**359**	**50**	**96**	**19**	**2**	**6**	**37**	**6**	**1**	**0**	**25**	**39**	**27**	**6**	**21**	**.314**	**.382**

Signed by the Yankees as a non-drafted free agent on February 25, 2004.

Nunez's Career Fielding Record

Position	PCT	G	PO	A	E	TC	DP
Second Base	1.000	17	12	28	0	40	3
Third Base	.924	61	53	117	14	184	21
Shortstop	.924	55	25	60	7	92	8
Outfield	1.000	4	4	0	0	4	0

Nunez's Career Home Run Chart

MULTI-HOMER GAMES: None. **GRAND SLAMS:** None. **PINCH-HIT HR:** None. **INSIDE-THE-PARK HR:** None. **WALK-OFF HR:** None. **LEADOFF HR:** None.

20 JORGE POSADA

CATCHER/DH • 6-2 • 215 • B/T: SWITCH/RIGHT • OPENING DAY AGE: 39

BIRTHDATE
August 17, 1971

BIRTHPLACE
Santurce, P.R.

RESIDES
Miami, Fla.

M.L. SERVICE
15 years, 85 days

COLLEGE
Calhoun Community College

CAREER HIGHLIGHTS

A.L. All-Star Team
- 2000, 2001, 2002, 2003, 2007

A.L. Silver Slugger Award
- 2000, 2001, 2002, 2003 2007

STATUS

- Selected in the 24th round of the 1990 First-Year Player Draft…signed a four-year contract on November 29, 2007…contract extends through the 2011 season.

POSTSEASON NOTES

- Started 68 consecutive postseason games from 10/27/99 (World Series Game 4) – 10/5/05 (Division Series Game 2)…his 46 Division Series games are the third-most on Baseball's all-time list…is third on Baseball's all-time list with 120 career postseason games played…his 119 postseason contests at catcher are the most all time (Yogi Berra is second with 63)…has 23 postseason doubles, third-most all time.
- Has caught at least one game in six different World Series, tied for third-most all time with Elston Howard and Wally Schang, trailing Yogi Berra (12) and Bill Dickey (8).
- Collected his fifth World Championship in 2009, appearing in all 15 Yankees postseason games (10 starts) and batting .260 (13-for-50) with 5R, 2 doubles, 2HR and 8RBI…reached base in 14 of the contests…hit go-ahead solo home run in ALDS Game 3 clincher at Minnesota to complete the sweep.
- In Game 3 of the 2001 ALDS at Oakland, became only the 10th player in postseason history—and second Yankee (also Tommy Henrich)—to hit a home run in a 1-0 postseason game (off Barry Zito).

BESTS & STREAKS

2011 Highs and Streaks

Hits	3 - 4 times Last: vs. TB, 8/13/11
Runs	2 - 4 times Last: vs. BAL, 9/6/11
2B	1 - 14 times Last: vs. OAK, 8/23/11
3B	--
HR	2 - vs. DET, 4/3/11
RBI	6 - vs. TB, 8/13/11
BB	3 - vs. TEX, 4/15/11
SO	4 - vs. TB, 9/22/11
SB	--
Hit Streak	9g - 6/5-6/16/11

Career Highs and Streaks

Hits	4 - 17 times Last: at TOR, 8/24/10
Runs	4 - 3 times Last: vs. SEA, 9/4/07
2B	3 - at CWS, 4/23/08
3B	1 - 10 times Last: vs. OAK, 8/31/10
HR	2 - 17 times Last: vs. DET, 4/3/11
RBI	7 - vs. DET, 9/10/03
BB	4 - 2 times Last: at CLE, 7/9/03
SO	4 - 6 times Last: vs. TB, 9/22/11
SB	1 - 20 times Last: vs. DET, 8/17/10
Hit Streak	15g - 5/3-5/20/07

CAREER NOTES

- Ranks seventh on the Yankees' all-time list with 379 doubles and 936BB, eighth with 275HR, and 11th with 1,065RBI…his 246HR as a catcher rank second on the Yankees' all-time list behind only Yogi Berra (306).
- Has caught 1,574 games for the Yankees…only Bill Dickey (1,708) and Yogi Berra (1,695) have caught more games in pinstripes.
- Is the first Major Leaguer to catch at least one game with the same team in 17 straight seasons since Cincinnati's Johnny Bench (17 consecutive seasons, 1967-83)—credit: *Elias Sports Bureu*.
- Owns a .273 (1,664-for-6,092) career batting average with 275HR and 1,065RBI…of the 13 former Major League catchers in the Hall of Fame (Johnny Bench, Yogi Berra, Roger Bresnahan, Roy Campanella, Gary Carter, Mickey Cochrane, Bill Dickey, Buck Ewing, Rick Ferrell, Carlton Fisk, Gabby Hartnett, Ernie Lombardi and Ray Schalk), only Berra (.285BA, 358HR, 1,430RBI) has better numbers in all three categories…is eighth all-time in HR among players who played at least 50.0% of their games at catcher.

- Is one of five players all time to record at least 1,500H, 350 doubles, 275HR and 1,000RBI while playing at least 50.0% of his games at catcher (also Ivan Rodriguez and Hall of Famers Johnny Bench, Gary Carter and Carlton Fisk).
- According to *Elias*, has homered in more ballparks (29) than any player in Yankees history.
- Along with Derek Jeter and Mariano Rivera, have become the first trio of teammates in MLB, NBA, NFL and NHL history to appear in a game together in each of 17 straight seasons (credit: *Elias Sports Bureu*).
- Has appeared in 1,693 regular season games for the Yankees with teammate Derek Jeter, surpassing Lou Gehrig and Tony Lazzerio (1,659 games) for the most games played together by any pair of teammates in franchise history—credit: *Elias*.

DID YOU KNOW??? JORGE POSADA has 14 pinch-hit, go-ahead RBI in the seventh inning or later in his career…according to ESPN Research, he is tied with Johnny Blanchard for the most such RBI by a Yankee since 1950.

2011

- Hit .235 (81-for-344) with 34R, 14 doubles, 14HR, 44RBI and 39BB in 115 games (82 starts at DH and 11 at 1B) with the Yankees in 2011…17 of his 44RBI tied the game or gave the Yankees the lead (38.6%)…11 of his 14HR came at Yankee Stadium…batted .092 (6-for-65) with 1 double vs. left-handed pitchers and .269 (75-for-279) with 14HR and 41RBI vs. right-handed pitcher…went hitless in first 27AB of the season vs. LHP.
- Appeared in 90 games at DH…became the second player in Baseball history to serve as his club's designated hitter in at least half of his team's games in a single season after catching at least 1,000 games in the Majors, joining Ted Simmons (99 games with the 1985 Brewers)—credit: *Elias Sports Bureu*.
- Only 13 players in Major League history who were active for their age-39 season caught more career games than Posada (1,574)…of those players, only Chicago-AL's Carlton Fisk (23HR in 1987) hit more home runs as Posada in their age-39 season.
- Batted .282 (57-for-202) with 21R, 8 doubles, 8HR 27RBI and 17BB in his final 71 games from 6/5 until the end of the season…in his first 44 games of the season (3/31-6/4), hit just .169 (24-for-142) with 6 doubles, 6HR and 17RBI.
- Made his 15th career Opening Day roster (since 1997)….made his 12th Opening Day start, first at designated hitter.
- Recorded his first career multi-HR game as a designated hitter in 4/3 loss vs. Detroit…was his 17th career multi-home run game, and first since 9/1/09 at Baltimore…marked his first multi-homer game at home since 9/4/07 vs. Seattle at the original Yankee Stadium.
- Went hitless over a 19AB span from 4/4-13, snapping the stretch with a fifth-inning solo HR in 4/13 win vs. Baltimore…marked his longest hitless stretch since a career-high 0-for-25 in August 2006 (credit: *Elias*).
- Hit game-tying solo HR to lead off the ninth inning and was 1-for-4 in 4/14 10-inning win vs. Baltimore…marked his eighth career homer in the ninth inning or later that tied the game or gave the Yankees the lead.
- Had a second 0-for-19 stretch from 4/23-5/1…the hitless stretch was snapped with a fifth-inning double in 5/1 win vs. Toronto.
- Went homerless in a career-high 38 consecutive games with an official at-bat from 4/24-6/19.
- Appeared in his 1,737th career game in 5/2 win at Detroit, surpassing Joe DiMaggio (1,736) for 10th place on the Yankees' all-time list.
- Tied for fourth in the Majors with a .382 (26-for-68) batting average in June (6R, 5 doubles, 3HR, 11RBI and 5BB).
- Fashioned a season-high nine-game hitting streak from 6/5-16, batting .457 (16-for-35) over the stretch…recorded four consecutive multi-hit games from 6/7-10, matching his career-high stretch (fourth time, first since 5/4-8/07).
- Was 3-for-3 with 1R, 1RBI and 1BB in 6/7 loss vs. Boston, entering the game in the first inning as PR for Teixeira and remaining in the game at 1B…marked his third career pinch-running appearance—also Game 2 of the 1995 ALDS vs. Seattle on 10/4/95 and 4/14/96 vs. Texas…became the first player to go 3-for-3 or better in a game he entered as a PR since Oakland's Brent Mayne on 8/31/97 at Colorado and the first Yankee to do so since Ruben Rivera on 9/25/96 vs. Milwaukee (credit: *Elias*)…singled off Jon Lester in his first AB in the third, snapping an 0-for-27 stretch against left-handed pitching to start the season.
- Hit grand slam and was 3-for-5 with 6RBI in 8/13 win vs. Tampa Bay…was his 10th career grand slam, surpassing Mickey Mantle and Yogi Berra (nine each) for sole possession of sixth place on the Yankees' all-time list (Gehrig-23, DiMaggio-13, Ruth-12, Rodriguez-12 and B. Williams-11)…was his sixth career game with at least 6RBI and first since 9/6/06 at Kansas City (also 6RBI)…hit eighth in the batting order, becoming the first

Yankee with as many as 6RBI from the eighth or ninth spot in the batting order since Tino Martinez (6RBI) on 4/18/05 vs. Tampa Bay—credit: *Elias*…at age 39, became the second-oldest player ever to hit a grand slam for the Yankees (Jose Cruz was 40 years, 343 days old when he did so in 1988).

- Turned 40 years old on 8/17, becoming the first non-pitcher to play in a game for the Yankees after turning 40 since Lou Piniella appeared in 26 games with the club in 1984.
- Made his first career appearance at 2B in 8/25 win vs. Oakland, entering defensively in the ninth (did not bat)…had an assist on the game's final out.
- Entered 9/10 loss at Los Angeles-AL at catcher in the bottom of the third inning, going 1-for-2…was his first appearance at C since 10/22/10 in Game 6 of the 2010 ALCS at Texas and first regular season appearance at the position since 10/3/10 at Boston.
- Hit game-winning, two-run single in the eighth-inning of 9/21 Game 2 AL East-clinching win vs. Tampa Bay, pinch-hitting for Montero with the bases loaded and breaking a 2-2 tie.
- Tied his career high with 4K in 9/22 loss vs. Tampa Bay (sixth time, first since 6/23/09 at Atlanta).
- Batted fourth in the starting lineup in 9/25 Game 1 win vs. Boston, hitting a two-run HR and going 2-for-3 with 1BB…batted cleanup for the first time since 9/28/09 vs. Kansas City…was his seventh career home run as a cleanup hitter and first since 4/10/08 at Kansas City (off Hideo Nomo)…scored his 900th career run on the homer…collected his 934th career walk, surpassing Roy White for sole possession of seventh place on the Yankees' all-time walks list.
- Hit .227 (10-for-46) with 2R, 2 doubles, 1HR and 7RBI in 19 spring training games.

Posada's Career Hitting Record

Year	Team	AVG	G	AB	R	H	2B	3B	HR	RBI	SH	SF	HP	BB	SO	SB	CS	E	OBP	SLG
1991	Oneonta	.235	71	217	34	51	5	5	4	33	7	1	4	51	51	6	5	21	.388	.359
1992	Greensboro	.277	101	339	60	94	22	4	12	58	0	3	6	58	87	11	6	11	.389	.472
1993	Prince William	.259	118	410	71	106	27	2	17	61	1	6	6	67	90	17	5	15	.366	.459
	Albany	.280	7	25	3	7	0	0	0	0	0	0	0	2	7	0	0	2	.333	.280
1994	Columbus	.240	92	313	46	75	13	3	11	48	4	5	1	32	81	5	5	11	.308	.406
1995	Columbus	.255	108	368	60	94	32	5	8	51	6	3	1	54	101	4	4	4	.350	.435
	YANKEES	.000	1	0	0	0	0	0	0	0	0	0	0	0	0	0	0	0	.000	.000
1996	Columbus	.271	106	354	76	96	22	6	11	62	1	3	3	79	86	3	3	10	.405	.460
	YANKEES	.071	8	14	1	1	0	0	0	0	0	0	0	1	6	0	0	0	.133	.071
1997	YANKEES	.250	60	188	29	47	12	0	6	25	1	2	3	30	33	1	2	3	.359	.410
1998	YANKEES	.268	111	358	56	96	23	0	17	63	0	4	0	47	92	0	1	4	.350	.475
1999	YANKEES	.245	112	379	50	93	19	2	12	57	0	2	3	53	91	1	0	5	.341	.401
2000	YANKEES	.287	151	505	92	145	35	1	28	86	0	4	8	107	151	2	2	8	.417	.527
2001	YANKEES	.277	138	484	59	134	28	1	22	95	0	5	6	62	132	2	6	11	.363	.475
2002	YANKEES	.268	143	511	79	137	40	1	20	99	0	3	3	81	143	1	0	12	.370	.468
2003	YANKEES	.281	142	481	83	135	24	0	30	101	0	4	10	93	110	2	4	6	.405	.518
2004	YANKEES	.272	137	449	72	122	31	0	21	81	0	1	9	88	92	1	3	9	.400	.481
2005	YANKEES	.262	142	474	67	124	23	0	19	71	0	4	2	66	94	1	0	3	.352	.430
2006	YANKEES	.277	143	465	65	129	27	2	23	93	0	5	11	64	97	3	0	9	.374	.492
2007	YANKEES	.338	144	506	91	171	42	1	20	90	0	3	6	74	98	2	0	5	.426	.543
2008	YANKEES - a, b	.268	51	168	18	45	13	1	3	22	0	1	2	24	38	0	0	1	.364	.411
2009	YANKEES - c	.285	111	383	55	109	25	0	22	81	0	5	2	48	101	1	0	7	.363	.522
2010	YANKEES - d	.248	120	383	49	95	23	1	18	57	0	2	7	59	99	3	1	8	.357	.454
2011	YANKEES	.235	115	344	34	81	14	0	14	44	0	2	2	39	76	0	2	1	.315	.398
Minor League Totals		**.258**	**603**	**2026**	**350**	**523**	**121**	**25**	**63**	**313**	**19**	**21**	**21**	**343**	**503**	**46**	**28**	**74**	**.368**	**.436**
Major League Totals		**.273**	**1829**	**6092**	**900**	**1664**	**379**	**10**	**275**	**1065**	**1**	**47**	**74**	**936**	**1453**	**20**	**21**	**92**	**.374**	**.474**

Selected by the Yankees in the 24th round of the 1990 First-Year Player Draft.

a – Placed on the 15-day disabled list from April 28 – June 3, 2008 with a right shoulder strain.
b – Placed on the 15-day disabled list from July 21 – September 28, 2008 with a right shoulder strain.
c – Placed on the 15-day disabled list from May 5-27, 2009 with a Grade 2 right hamstring strain.
d – Placed on the 15-day disabled list from May 20 (retroactive to May 17) - June 1, 2010 with a fractured right foot.

Posada's Division Series Record

Year	Club vs. Opp.	AVG	G	AB	R	H	2B	3B	HR	RBI	SH	SF	HP	BB	SO	SB	CS	E	OBP	SLG
1995	NYY vs. SEA	---	1	0	1	0	0	0	0	0	0	0	0	0	0	0	0	0	---	---
1997	NYY vs. CLE	.000	2	2	0	0	0	0	0	0	0	0	0	0	1	0	0	0	.000	.000
1998	NYY vs. TEX	.000	1	2	1	0	0	0	0	0	0	0	0	1	2	0	0	0	.333	.000
1999	NYY vs. TEX	.250	1	4	0	1	1	0	0	0	0	0	0	0	0	0	0	0	.250	.500
2000	NYY vs. OAK	.235	5	17	2	4	2	0	0	1	0	0	0	3	5	0	0	0	.350	.353
2001	NYY vs. OAK	.444	5	18	3	8	1	0	1	2	0	0	0	2	2	1	0	0	.500	.667
2002	NYY vs. ANA	.235	4	17	2	4	0	0	1	3	0	1	0	0	3	0	0	1	.222	.412
2003	NYY vs. MIN	.176	4	17	1	3	1	0	0	0	0	0	0	0	6	0	0	0	.176	.235
2004	NYY vs. MIN	.222	4	18	2	4	0	0	0	0	0	0	0	0	6	0	0	0	.222	.222
2005	NYY vs. LAA	.231	5	13	3	3	1	0	1	2	0	0	0	6	2	0	0	0	.474	.538
2006	NYY vs. DET	.500	4	14	2	7	1	0	1	2	0	0	0	2	2	0	0	0	.563	.786
2007	NYY vs. CLE	.133	4	15	1	2	1	0	0	0	0	0	0	2	3	0	0	0	.235	.200
2009	NYY vs. MIN	.364	3	11	1	4	0	0	1	2	0	0	0	0	2	0	0	0	.364	.636
2010	NYY vs. MIN	.273	3	11	2	3	0	0	0	2	0	0	0	1	4	0	0	0	.333	.273
Division Series Totals		**.270**	**46**	**159**	**21**	**43**	**8**	**0**	**5**	**14**	**0**	**1**	**0**	**17**	**38**	**1**	**0**	**1**	**.339**	**.415**

Posada's League Championship Series Record

Year	Club vs. Opp.	AVG	G	AB	R	H	2B	3B	HR	RBI	SH	SF	HP	BB	SO	SB	CS	E	OBP	SLG
1998	NYY vs. CLE	.182	5	11	1	2	0	0	1	2	0	0	0	4	2	0	1	0	.400	.455
1999	NYY vs. BOS	.100	3	10	1	1	0	0	1	2	0	0	0	1	2	0	0	1	.182	.400
2000	NYY vs. SEA	.158	6	19	2	3	1	0	0	3	0	0	1	5	5	0	1	0	.360	.211
2001	NYY vs. SEA	.214	5	14	4	3	1	0	0	0	0	0	0	6	7	0	0	0	.450	.286
2003	NYY vs. BOS	.296	7	27	5	8	4	0	1	6	0	0	0	3	4	0	0	0	.367	.556
2004	NYY vs. BOS	.259	7	27	4	7	1	0	0	2	0	1	1	7	1	0	0	0	.417	.296
2009	NYY vs. LAA	.200	6	20	3	4	1	0	1	1	0	0	0	5	5	1	0	0	.360	.400
2010	NYY vs. TEX	.263	6	19	1	5	2	0	0	1	0	0	0	1	8	0	0	0	.300	.368
LCS Totals		**.224**	**45**	**147**	**21**	**33**	**10**	**0**	**4**	**17**	**0**	**1**	**2**	**32**	**34**	**1**	**2**	**1**	**.368**	**.374**

Posada's World Series Record

Year	Club vs. Opp.	AVG	G	AB	R	H	2B	3B	HR	RBI	SH	SF	HP	BB	SO	SB	CS	E	OBP	SLG
1998	NYY vs. SD	.333	3	9	2	3	0	0	1	2	0	0	0	2	2	0	0	0	.455	.667
1999	NYY vs. ATL	.250	2	8	0	2	1	0	0	1	0	0	0	0	3	0	0	0	.250	.375
2000	NYY vs. NYM	.222	5	18	2	4	1	0	0	1	0	0	0	5	4	0	0	0	.391	.278
2001	NYY vs. AZ	.174	7	23	2	4	1	0	1	1	0	0	0	3	8	0	0	1	.269	.348
2003	NYY vs. FLA	.158	6	19	0	3	1	0	0	1	0	0	0	5	7	1	1	0	.333	.211
2009	NYY vs. PHI	.263	6	19	1	5	1	0	0	5	0	1	0	2	7	0	0	1	.318	.316
World Series Totals		**.219**	**29**	**96**	**7**	**21**	**5**	**0**	**2**	**11**	**0**	**1**	**0**	**17**	**31**	**1**	**1**	**2**	**.333**	**.333**
POSTSEASON TOTALS		**.241**	**120**	**402**	**49**	**97**	**23**	**0**	**11**	**42**	**0**	**3**	**2**	**66**	**103**	**3**	**3**	**4**	**.349**	**.381**

Posada's All-Star Game Record

Year	Club, Site	AVG	G	AB	R	H	2B	3B	HR	RBI	SH	SF	HP	BB	SO	SB	CS	E	OBP	SLG
2000	NYY, Atlanta	.000	1	2	0	0	0	0	0	0	0	0	0	0	1	0	0	0	.000	.000
2001	NYY, Seattle	1.000	1	1	0	1	1	0	0	0	0	0	0	0	0	0	0	0	1.000	2.000
2002	NYY, Milwaukee	.000	1	3	0	0	0	0	0	0	0	0	0	0	2	0	0	0	.000	.000
2003	NYY, Chicago-AL	.000	1	2	0	0	0	0	0	0	0	0	0	0	2	0	0	0	.000	.000
2007	NYY, San Francisco	.333	1	3	0	1	1	0	0	0	0	0	0	0	0	0	0	0	.333	.333
All-Star Game Totals		**.182**	**5**	**11**	**0**	**2**	**2**	**0**	**0**	**0**	**0**	**0**	**0**	**0**	**5**	**0**	**0**	**0**	**.182**	**.364**

Posada's Career Fielding Record

Position	PCT	G	PO	A	E	TC	PB
Catcher	.992	1574	10015	697	90	10802	142
First Base	.991	42	191	18	2	211	---
Second Base	1.000	1	0	1	0	1	---

Posada's Home Run Chart

MULTI-HOMER GAMES: 17. **TWO-HOMER GAMES:** 17, last 4/3/11 vs Detroit. **GRAND SLAMS:** 10, last on 8/13/11 vs. Tampa Bay (Brandon Gomes). **PINCH-HIT HR:** 5, last on 9/14/10 at Tampa Bay (Dan Wheeler). **INSIDE-THE-PARK HR:** None. **WALK-OFF HR:** 2, last on 5/16/06 vs. Texas (Akinori Otsuka). **LEADOFF HR:** None.

Posada's Postseason Home Run Chart

MULTI-HOME RUN GAMES: None; **TWO-HOMER GAMES:** None; **GRAND SLAMS:** None; **PINCH-HIT HOME RUNS:** None; **INSIDE-THE-PARK HOME RUNS:** None; **WALK-OFF HOME RUNS:** None; **LEADOFF:** None.



42 MARIANO RIVERA

RIGHT-HANDED PITCHER • 6-2 • 185 • B/T: RIGHT/RIGHT • OPENING DAY AGE: 41

BIRTHDATE
November 29, 1969

BIRTHPLACE
Panama City, Panama

RESIDES
Purchase, NY

M.L. SERVICE
16 years, 105 days

CAREER HIGHLIGHTS

A.L. All-Star Team
- 1997, 1999, 2000, 2001, 2002, 2004, 2005, 2006, 2008, 2009, 2010, 2011

League Championship Series MVP
- 2003

World Series MVP
- 1999

***Sporting News* Pro Athlete of the Year**
- 2009

***Sporting News* A.L. Reliever of the Year**
- 1997, 1999, 2009

A.L. Rolaids Relief Man Award
- 1999, 2001, 2004, 2005, 2006, 2009

MLB Delivery Man of the Year
- 2005, 2006, 2009

STATUS

- Signed as a non-drafted free agent on February 17, 1990…signed a two-year contract on December 14, 2010 that extends through the 2012 season.

POSTSEASON NOTES

- Has 42 career postseason saves—including 11 in the World Series—both Major League records…his 24 World Series appearances are the most all time…owns a 0.71 ERA (139.2IP, 11ER) in 94 postseason games, the lowest ERA all-time (min. 30.0IP) and the most postseason appearances for any pitcher in Major League history…owns 14 career 2.0-inning saves in the postseason.
- Held opponents scoreless in 33.1 consecutive postseason innings from 9/29/98 (ALDS Game 1)-10/13/00 (ALCS Game 3), marking the longest postseason scoreless stretch by any pitcher in Baseball history.
- Has allowed just 2HR in 139.2 career postseason innings (Cleveland's Sandy Alomar Jr in 1997 ALDS Game 4 and the Mets' Jay Payton in 2000 World Series Game 2).
- Leads all Major Leaguers with 37 appearances and 18 saves during the ALDS…has also pitched in a Major League-high 33 ALCS games, collecting an all-time-record 13 saves.
- Has recorded the final out in 16 of the last 18 Yankees postseason series clinching wins since the 1998 ALDS.
- Only two pitchers have recorded a postseason save at an older age than Rivera – Dennis Eckersley (4 times, oldest was at 42 yrs, 9 days in the 1996 NLCS) and Dick Hall (41 yrs, 14 days in the 1971 World Series).
- Was a part of his fifth World Championship team in 2009, making 12 postseason appearances, recording five saves (in five opportunities) and allowing just 1ER in 16.0IP (0.56 ERA)…six of the outings were more than 1.0 inning, including two 2.0-inning saves (Game 6 of ALCS and Game 2 of WS)…was on the mound for the clinching game in each of the three rounds for the fourth time in his career…with two World Series saves, became the second-oldest pitcher to earn a save in a World Series game behind Baltimore's Dick Hall (age 40 in 1971)…has been the Yankees final pitcher in each of their last four World Series wins (1998, '99, 2000 and '09).

BESTS & STREAKS

2011 Highs and Streaks

Low hit CG	N/A
IP (start)	N/A
IP (relief)	2.0 - vs. TEX, 6/16/11
Hits	4 - 2 times Last: vs. OAK, 7/24/11
Runs	2 - 2 times Last: vs. LAA, 8/9/11
BB	2 - at BOS, 9/1/11
SO	3 - vs. COL, 6/26/11
HR	1 - 3 times Last: vs. LAA, 8/11/11
Winning Streak	1g - 4/14/11
Losing Streak	2g - 5/28-present
Consecutive Saves	15g - 8/11-9/21/11-G1

Career Highs and Streaks

Low hit CG	N/A
IP (start)	8.0 - at CWS, 7/4/95
IP (relief)	5.1 - at SEA, 8/25/95
Hits	8 - at CAL, 5/23/95
Runs	7 - vs. OAK, 6/6/95
BB	4 - 2 times Last: at SEA, 8/23/97
SO	11 - at CWS, 7/4/95
HR	2 - 4 times Last: vs. TB, 5/7/09
Winning Streak	5g - 3 times Last: 5/28-7/25/03
Losing Streak	3g - 3 times Last: 4/15-5/7/07
Consecutive Saves	36 - 4/30-9/14/09

CAREER NOTES

- Owns 603 career saves, the most in Major League history…has an 89.3% career conversion rate in 675 save opportunities, second-best all-time among qualifying relievers (Eric Gagne, 91.7%)…the Yankees have gone 634-41 in games in which he has a save opportunity.
- Has a career ERA of 2.21, the second-lowest all time among pitchers with at least 1,000.0IP since earned runs became an official statistic (1912-NL, 1913-AL) behind only Eddie

Cicotte (2.20), and just ahead of Jim Scott (2.26) and Babe Ruth (2.28)—credit: *Elias Sports Bureau*.

- Has recorded at least one save in 16 consecutive seasons (since 1996)…according to *Elias*, is the longest streak in AL history and is tied with Gene Garber, Goose Gossage and Jeff Reardon (16) for third place all time.
- At 41 years old, has surpassed Jim Kaat (40 years, 312 days) as the oldest pitcher in Yankees history to record a save (credit: *Elias*)…is the oldest AL pitcher to record a save since Boston's Mike Timlin (42 years, 68 days) on 5/17/08 (Game 2) vs. Milwaukee.
- Has recorded at least 25 saves in 15 consecutive seasons (since 1997), marking the longest such streak since saves became an official statistic in 1969…has reached the 30-save plateau 14 times in his career, tying Trevor Hoffman's record (14)…his nine straight seasons of at least 30 saves (since 2003) surpasses Hoffman (1995-2002) for the longest streak all time…has saved at least 35 games in a season 11 times in his career, one behind Hoffman's Major League record (12)…has reached the 40-save mark eight times in his career, second-most all time behind Hoffman (nine).
- Over the last 10 years (2002-11) leads the Majors with 388 saves and ranks second with 639 appearances.
- Has made 60 appearances 14 times in his career, surpassing Mike Stanton (13) for most all time…has made at least 60 outings with a sub-2.00 ERA in eight of his last nine seasons, including each of his last four seasons (2008-11), becoming the only pitcher in Baseball history to record four such consecutive seasons after the age of 35.
- His 1,042 career appearances rank ninth on Baseball's all-time list, most among active players…is the only pitcher ever to appear in at least 1,000 games with a single team…in 2011, surpassed Todd Jones (982), Lindy McDaniel (987), Goose Gossage (1,002), Mike Jackson (1.005), Roberto Hernandez (1,010), Lee Smith (1,022), Jose Mesa (1,022) and Trevor Hoffman (1,035).
- Has made the most appearances (1,042) in club history, 520 more than second-place Dave Righetti's 522…ranks ninth in club history with 1,111K…owns eight of the 10 highest single-season save totals in franchise history (1. 53 in 2004; 2. 50 in 2001; 4. 45 in 1999; 5. 44 in 2009 and 2011; T7. 43 in 1997 and 2005; and 10. 40 in 2003)…Dave Righetti's 46 saves in 1986 ranks third and John Wetteland's 43 saves in 1996 is tied for seventh.
- Along with Derek Jeter and Jorge Posada, have become the first trio of teammates in each of the four major sports (MLB, NBA, NFL, NHL) to play together in each of 17 straight seasons.
- Has been selected to 12 All-Star teams, joining teammate Derek Jeter as the only players to be named to the All-Star team with their current team at least 10 times, according to the *Elias Sports Bureau*…both players now tie Elston Howard (12) for fourth-most in franchise history, trailing Mickey Mantle (20), Yogi Berra (19) and Joe DiMaggio (13)…his 12 All-Star selections are tied with Tom Seaver for second-most all time for a pitcher, trailing only Warren Spahn (17).
- Owns a career save conversion rate of 83.0% in March/April (83-for-100), compared to a 90.4% mark over the remainder of the year (520-for-575).
- Is the all-time leader in Interleague saves with 68…since blowing a save on 7/14/01 at Florida, has converted 43 of his last 45 save chances in Interleague play, including 24 straight from 6/20/06-6/29/11 (credit: *Elias*)…had converted 26 straight save chances against the NL (including two in the 2009 WS), tying Troy Percival for the second-longest streak of consecutive Interleague saves all time, trailing only Eric Gagne (29 straight).

RHP Mariano Rivera joins Goose Gossage and John Franco as the only relievers in Major League history to record saves in games won by six different Cy Young Award winners (credit: *Elias Sports Bureau*).

Rivera has saved games for Bartolo Colon, Dwight Gooden, David Cone, Roger Clemens, Randy Johnson and CC Sabathia.

Gossage saved games for Ron Guidry, LaMarr Hoyt, Catfish Hunter, Sparky Lyle, Gaylord Perry and Rick Sutcliffe.

Franco saved games for John Denny, Gooden, Orel Hershiser, Bret Saberhagen, Tom Glavine and Frank Viola.

MOST POSTSEASON SAVES SINCE 1969

1.	**MARIANO RIVERA**	**42**
2.	Brad Lidge	18
3.	Dennis Eckersley	15
4.	Jason Isringhausen	11
	Robb Nen	11

MOST CONSECUTIVE SEASONS WITH AT LEAST ONE SAVE (ALL TIME)

List courtesy of the *Elias Sports Bureau*

1.	John Franco (1984-2001)	18
2.	Lee Smith (1981-1997)	17
T3.	**MARIANO RIVERA (1996-2010)**	**16**
	Gene Garber (1973-1988)	16
	Goose Gossage (1974-1989)	16
	Jeff Reardon (1979-1994)	16
T7.	Tom Burgmeier (1970-1984)	15
	Doug Jones (1986-2000)	15
	Kent Tekulve (1975-1989)	15

2011

- Was 1-2 with 44 saves (in 49 opportunities) and a 1.91 ERA (61.1IP, 13ER) in 64 relief appearances with the Yankees in 2011…tied his 2009 mark for the fifth-highest single-season total in franchise history…all five blown saves came on the road…ranked second in the AL—trailing only Detroit's Jose Valverde (47)—and was fifth in the Majors in saves…ranked 10th in the Majors in ERA (fourth in the AL)…opponents batted .215 (47-for-219, 3HR); LH .240 (25-for-104, 2HR), RH .191 (22-for-115, 1HR)…retired 50-of-64 first batters faced (78.1%)…prevented 11-of-17 inherited runners from scoring (64.7%)…appeared in consecutive games 12 times and three straight games three times…the Yankees were 53-11 in games he appeared in.
- Tossed more than 1.0 inning in three of his appearances and less than 1.0 inning eight times…held opponents scoreless in 53 of his appearances.
- Was perfect in converting save opportunities at home (23-for-23) for the fourth time in the last six seasons (also 20-for-20 in 2006; 17-for-17 in 2008 and 24-for-24 in 2009)…held opponents scoreless in his first 21 home appearances of the season (21.0IP, 10H, 1BB, 17K)…was three games shy of the record for most consecutive scoreless

home appearances to start at season shared by George Sherrill (2007, SEA), Steve Kline (2004, STL) and Graeme Lloyd (1998, NYY).

MARIANO RIVERA SAVES BREAKDOWN

Category	2011	Career	Postseason Career
0.1IP	2	24 (last, 6/4/11 at LAA)	None
0.2IP	1	15 (last, 8/11/11 vs. LAA)	None
1.0IP	40	448 (last, 9/21/11 vs. TB)	11 (last on 10/15/10 at TEX in ALCS Game 1)
1.1IP	1	71 (last, 7/24/11 vs. OAK)	11 (last on 10/6/10 at MIN in ALDS Game 1)
1.2IP	0	34 (last, 8/29/08 vs. TOR)	6 (last on 10/18/01 at SEA in ALCS Game 2)
2.0IP	0	10 (last, 7/16/06 vs. CWS)	14 (last on 10/29/09 vs. PHI in WS Game 2)
2.1IP	0	1 (8/23/96 vs. OAK)	None

**Saved each win of a postseason series: Once (2000 ALDS vs. Oakland)

- At 41 years old, is the oldest player in Baseball history to save 40 games in a season, surpassing Trevor Hoffman (42 saves in 2007 at 39 years old)…became one of just three pitchers ever to register as many as 15 saves in a season at age 41 or older (also St. Louis' Dennis Eckersley-30 in 1996, 36 in '97 and Milwaukee's Trevor Hoffman-37 in '09)—credit: *Elias Sports Bureau*.
- Was named to his 12th All-Star team on 7/3, but was unable to attend the game (was replaced on the roster by the Angels' Jordan Walden).
- Made his 16th career Opening Day roster, most among all current Yankees…in 3/31 Opening Day win vs. Detroit, tossed a perfect ninth inning for his first save (1.0IP, 1K)…was his third career Opening Day save—most in franchise history—and sixth save in a Yankees home opener.
- Earned his second save of the season in 4/2 win vs. Detroit, retiring his only batter faced (0.1IP)…saved the Yankees' first two games of the season for the first time since 2000.
- With his saves on 3/31 and 4/2 vs. Detroit and 4/4 and 4/7 vs. Minnesota, saved each of the Yankees first four wins of a season for the second time in his career (also 2000).
- Tossed a scoreless 10th inning on 4/14 vs. Baltimore to earn his only win of the season (1.0IP, 1H).
- Earned his seventh save in 4/17 win vs. Texas (1.0IP, 1K)…marked the first time a Yankees reliever ever had seven saves within the club's first 14 games.
- Made his third appearance in as many games in 4/19 loss at Toronto, allowing 2ER in the ninth to blow his first save of the season (1.0IP, 4H, 1BB, 1WP)…had not allowed a run in his previous 19 April appearances (since 4/30/09), tossing 17.1 scoreless IP with 14 saves over the stretch (8H, 2BB, 17K)…marked just the second time in his last 242 appearances (dating to 6/22/07) that he allowed 4-or-more hits.
- Recorded back-to-back blown save opportunities in 4/19 loss at Toronto (1.0IP, 4H, 2ER, 1BB, 1WP) and 4/24 win at Baltimore (1.1IP, 2H, 1ER, 1BB, 2K)…marked the eighth time in his career—and fourth in April—he blew consecutive save opportunities and first overall since 4/15-20/07…prior to 4/19, had not allowed a run in his previous 19 April appearances (since 4/30/09), tossing 17.1 scoreless IP with 14 saves over the stretch (8H, 2BB, 17K).

LOWEST ERAs ALL-TIME, MIN. 1,000.0IP
(Since becoming an official statistic in NL-1912 and AL-1913 / credit: *Elias*)

1. Eddie Cicotte 2.20
2. **MARIANO RIVERA 2.21**
3. Jim Scott 2.26
4. Babe Ruth 2.28

ALL-TIME SAVES LEADERS

1. **MARIANO RIVERA 603**
2. Trevor Hoffman 601
3. Lee Smith 478
4. John Franco 424
5. Billy Wagner 422

MOST GAMES PITCHED, ACTIVE PLAYERS

1. **MARIANO RIVERA 1,042**
2. Arthur Rhodes 900
3. LaTroy Hawkins 823
4. Kyle Farnsworth 776
5. Francisco Cordero 753

- Earned his ninth save in 4/30 win vs. Toronto, marking his most saves ever in a season prior to 5/1.
- Earned a save in three straight games for the 29th time in his career and on three straight days for the 22nd time in his career (each first since 7/17-19/09) in 4/30 and 5/1 wins vs. Toronto and 5/2 win at Detroit.
- Recorded his 13th save in 5/10 win vs. Kansas City (1.0IP, 1H, 1K)…marked the earliest date in a season he recorded his 13th save (previous was 1997 on 5/11)…came in the Yankees' 33rd game of the season, marking the fewest team games needed to reach his 13th save (previous was 34 team games in 2004)…recorded just three saves over the team's next 35 games (5/11-6/17).
- Made his 1,000th career appearance in 5/25 win at Toronto, tossing a scoreless ninth (1.0IP, 1H, 1K)…became the 15th pitcher in Baseball history to reach the 1,000-games plateau and first to do so with the same team—credit: *Elias* .
- Tossed a perfect ninth inning in 6/2 win at Oakland (1.0IP, 1K) for his 14th save…was his first save since 5/10 vs. Kansas City, snapping a season-long stretch of 21 team games without a save.
- Retired the final batter of 6/4 win at Los Angeles-AL—on one pitch—to record his 15th save…was his second career one pitch save (also 8/7/05 at Toronto).
- Tossed 2.0 scoreless innings (1H) in 6/16 win vs. Texas, marking his longest outing of the season and first appearance of at least 2.0 innings since 9/10/10 at Texas (also 2.0IP).
- Allowed a solo HR to Reed Johnson to lead off the ninth inning of 6/18 win at Chicago-NL, marking his first HR surrendered since 9/19/10 at Baltimore (Luke Scott) and just his third HR allowed since the start of 2010 (87.1IP).

OLDEST TO SAVE 40 GAMES IN A SEASON (credit *Elias*)
(age as of the date of 40th save)

MARIANO RIVERA. 9/11/2011 ..... 41 years, 286 days
Trevor Hoffman ..... 9/20/2007 ..... 39 years, 342 days (finished season with 42 saves)
MARIANO RIVERA. 9/14/2009 ..... 39 years, 289 days (finished season with 44 saves)

- Recorded his fourth blown save of the season in 7/3 loss at the Mets, allowing 2H and 1ER in the ninth (1.0IP, 1BB, 1K)…had converted his previous 16 straight saves against the Mets (last blown save was 7/10/99 at Shea Stadium)…prior to 7/3, had converted each of his last 26 save chances against the NL (24 during the regular season and two in the 2009 WS), tying Troy Percival for the second-longest streak of consecutive Interleague saves all time, trailing only Eric Gagne (29 straight).
- In 7/24 win vs. Oakland, allowed 4H and 1ER in 1.1IP to record his 25th save and first of more than 1.0-inning this season (116th such save of his career)…allowed his first run at home in 2011, snapping a streak of 21 scoreless appearances at Yankee Stadium in 2011 (21.0IP, 10H, 1BB, 17K).
- Allowed at least one run in three straight games from 8/7-11, doing so for the eighth time in his career as a reliever (first since 9/19-26/10)…also allowed at least one extra-base hit in each of those three outings, matching his career-long streak as a reliever (fourth time, first since 5/16-21/10)…allowed a home run in two consecutive games (8/9 and 8/11 vs. Los Angeles-AL) for the fourth time in his career as a reliever (first since 4/24-29/09).
- Made his second appearance in as many games on 8/9 vs. Los Angeles-AL, entering the game with the score tied in the ninth and allowing 2ER on a home run to Bobby Abreu to record his second loss (1.0IP, 2H)…according to ESPN Stats and Information, his HR allowed to Abreu marked just the second time in his career he surrendered a homer to a former teammate (also 7/18/98 to Toronto's Mike Stanley)…was his first HR allowed at Yankee Stadium since 5/16/10 vs. Minnesota (Kubel grand slam)…had allowed 1ER at home all season prior to the game.
- Following that outing, converted each of his final 15 save opportunities of the season (8/11-9/21)…in 18 total games over the span, allowed just 2ER in 17.0IP (1.06 ERA, 8H, 3BB, 1HR, 21K).
- Entered 8/11 win vs. Los Angeles-AL with two on and one out in the ninth and allowed a three-run HR to Branyan on his first pitch before retiring his next two batters faced for his 30th save of the season (0.2IP, 1H, 1ER, 1HR).
- Retired 17 consecutive batters from 8/11-8/29…had the span snapped with Ortiz's double to lead off the ninth inning of 8/30 win at Boston (dating back to 8/11 vs. Los Angeles-AL).
- Earned his 600th career save in 9/13 win at Seattle, tossing a scoreless ninth (1.0IP, 1H, 2K).
- Earned his 602nd career save in 9/19 win vs. Minnesota (1.0IP, 1K), surpassing Trevor Hoffman (601) for Baseball's all-time record…came in a 1-2-3 ninth inning, the 208th such save of his career—credit: Stats, LLC…came exactly 15 years and 125 days after his first save on 5/17/96 vs. California…over that span, saved 63 more games than any other pitcher (Hoffman-539) and 279 more than any other active pitcher (Francisco Cordero-323)…tied Hoffman for most saves all time in 9/17 win at Toronto.
- Was named the American League "Player of the Week" for the period ending 9/25 in recognition of surpassing Trevor Hoffman (601) to become Major League Baseball's all-time saves leader.
- Tossed 5.0 scoreless innings over five official spring training relief appearances (3H, 6K).

Rivera's Career Pitching Record

Year	Club	W	L	ERA	G	GS	CG	SHO	SV	IP	H	R	ER	HR	HP	BB	SO	WP	BK
1990	GCL Yankees	5	1	0.17	22	1	1	1	1	52.0	17	3	1	0	2	7	58	2	0
1991	Greensboro	4	9	2.75	29	15	1	0	0	114.2	103	48	35	2	3	36	123	3	0
1992	Ft. Lauderdale	5	3	2.28	10	10	3	1	0	59.1	40	17	15	5	0	5	42	0	0
1993	GCL Yankees	0	1	2.25	2	2	0	0	0	4.0	2	1	1	0	0	1	6	1	0
	Greensboro	1	0	2.06	10	10	0	0	0	39.1	31	12	9	0	0	15	32	2	0
1994	Tampa	3	0	2.21	7	7	0	0	0	36.2	34	12	9	2	2	12	27	0	0
	Albany	3	0	2.27	9	9	0	0	0	63.1	58	20	16	5	0	8	39	1	1
	Columbus	4	2	5.81	6	6	1	0	0	31.0	34	22	20	5	0	10	23	0	1
1995	Columbus	2	2	2.1	7	7	1	1	0	30.0	25	10	7	2	0	3	30	0	0
	YANKEES	5	3	5.51	19	10	0	0	0	67.0	71	43	41	11	2	30	51	0	1
1996	YANKEES	8	3	2.09	61	0	0	0	5	107.2	73	25	25	1	2	34	130	1	0
1997	YANKEES	6	4	1.88	66	0	0	0	43	71.2	65	17	15	5	0	20	68	2	0
1998	YANKEES - a	3	0	1.91	54	0	0	0	36	61.1	48	13	13	3	1	17	36	0	0
1999	YANKEES	4	3	1.83	66	0	0	0	45	69.0	43	15	14	2	3	18	52	2	1
2000	YANKEES	7	4	2.85	66	0	0	0	36	75.2	58	26	24	4	0	25	58	2	0
2001	YANKEES	4	6	2.34	71	0	0	0	50	80.2	61	24	21	5	1	12	83	1	0
2002	YANKEES - b, c, d	1	4	2.74	45	0	0	0	28	46.0	35	16	14	3	2	11	41	1	1
	GCL Yankees	0	0	0.00	1	1	0	0	0	2.0	2	0	0	0	0	1	2	0	0
2003	YANKEES - e	5	2	1.66	64	0	0	0	40	70.2	61	15	13	3	4	10	63	0	0
2004	YANKEES	4	2	1.94	74	0	0	0	53	78.2	65	17	17	3	5	20	66	0	0
2005	YANKEES	7	4	1.38	71	0	0	0	43	78.1	50	18	12	2	4	18	80	0	0
2006	YANKEES	5	5	1.80	63	0	0	0	34	75.0	61	16	15	3	5	11	55	0	0
2007	YANKEES	3	4	3.15	67	0	0	0	30	71.1	68	25	25	4	6	12	74	1	0
2008	YANKEES	6	5	1.40	64	0	0	0	39	70.2	41	11	11	4	2	6	77	1	0
2009	YANKEES	3	3	1.76	66	0	0	0	44	66.1	48	14	13	7	1	12	72	1	0
2010	YANKEES	3	3	1.80	61	0	0	0	33	60.0	39	14	12	2	5	11	45	0	0
2011	YANKEES	1	2	1.91	64	0	0	0	44	61.1	47	13	13	3	2	8	60	1	0
Minor League Totals		**27**	**18**	**2.35**	**103**	**68**	**7**	**3**	**1**	**432.1**	**346**	**145**	**113**	**21**	**7**	**98**	**382**	**9**	**2**
Major League Totals		**75**	**57**	**2.21**	**1042**	**10**	**0**	**0**	**603**	**1211.0**	**934**	**322**	**298**	**65**	**45**	**275**	**1111**	**13**	**3**

*Denotes league leader

Signed by the Yankees as a non-drafted free agent on February 17, 1990.

a – Was placed on the 15-day disabled list with a strained right groin on April 6 - 24, 1998.
b – Was placed on the 15-day disabled list with a strained groin from June 9 - 25, 2002.
c – Was placed on the 15-day disabled list with a right shoulder muscle strain from July 21 - August 8, 2002
d – Was placed on the 15-day disabled list with a right shoulder muscle strain from August 19 - September 21, 2002.
e – Was placed on the 15-day disabled list from March 30 - April 29, 2003 with a strained right groin.

Rivera's Division Series Record

Year	Club vs. Opp.	W	L	ERA	G	GS	CG	SHO	SV	IP	H	R	ER	HR	HP	BB	SO	WP	BK
1995	NYY vs. SEA	1	0	0.00	3	0	0	0	0	5.1	3	0	0	0	0	1	8	0	0
1996	NYY vs. TEX	0	0	0.00	2	0	0	0	0	4.2	0	0	0	0	0	1	1	0	0
1997	NYY vs. CLE	0	0	4.50	2	0	0	0	1	2.0	2	1	1	1	0	0	1	0	0
1998	NYY vs. TEX	0	0	0.00	3	0	0	0	2	3.1	1	0	0	0	0	1	2	0	0
1999	NYY vs. TEX	0	0	0.00	2	0	0	0	2	3.0	1	0	0	0	0	0	3	1	0
2000	NYY vs. OAK	0	0	0.00	3	0	0	0	3	5.0	2	0	0	0	0	0	2	0	0
2001	NYY vs. OAK	0	0	0.00	3	0	0	0	2	5.0	4	1	0	0	0	0	4	0	0
2002	NYY vs. ANA	0	0	0.00	1	0	0	0	1	1.0	1	0	0	0	0	0	0	0	0
2003	NYY vs. MIN	0	0	0.00	2	0	0	0	2	4.0	0	0	0	0	0	0	4	0	0
2004	NYY vs. MIN	1	0	0.00	4	0	0	0	0	5.2	2	0	0	0	0	0	2	0	0
2005	NYY vs. LAA	0	0	3.00	2	0	0	0	2	3.0	1	1	1	0	0	1	2	0	0
2006	NYY vs. DET	0	0	0.00	1	0	0	0	0	1.0	1	0	0	0	0	0	0	0	0
2007	NYY vs. CLE	0	0	0.00	3	0	0	0	0	4.2	2	0	0	0	1	1	6	0	0
2009	NYY vs. MIN	0	0	0.00	3	0	0	0	1	3.2	4	0	0	0	0	1	7	0	0
2010	NYY vs. MIN	0	0	0.00	3	0	0	0	2	3.1	2	0	0	0	0	0	1	0	0
Division Series Totals		**2**	**0**	**0.33**	**37**	**0**	**0**	**0**	**18**	**54.2**	**26**	**3**	**2**	**1**	**1**	**6**	**43**	**1**	**0**

Rivera's League Championship Series Record

Year	Club vs. Opp.	W	L	ERA	G	GS	CG	SHO	SV	IP	H	R	ER	HR	HP	BB	SO	WP	BK
1996	NYY vs. BAL	1	0	0.00	2	0	0	0	0	4.0	6	0	0	0	0	1	5	0	0
1998	NYY vs. CLE	0	0	0.00	4	0	0	0	1	5.2	0	0	0	0	0	1	5	0	0
1999	NYY vs. BOS	1	0	0.00	3	0	0	0	2	4.2	5	0	0	0	0	0	3	0	0
2000	NYY vs. SEA	0	0	1.93	3	0	0	0	1	4.2	4	1	1	0	0	0	1	0	0
2001	NYY vs. SEA	1	0	1.93	4	0	0	0	2	4.2	2	1	1	0	0	1	3	2	0
2003	NYY vs. BOS	1	0	1.13	4	0	0	0	2	8.0	5	1	1	0	0	0	6	0	0
2004	NYY vs. BOS	0	0	1.29	5	0	0	0	2	7.0	6	1	1	0	0	2	6	0	0
2009	NYY vs. LAA	0	0	1.29	5	0	0	0	2	7.0	3	1	1	0	0	2	4	0	0
2010	NYY vs. TEX	0	0	0.00	3	0	0	0	1	3.0	2	0	0	0	0	0	1	0	0
LCS Totals		**4**	**0**	**0.92**	**33**	**0**	**0**	**0**	**13**	**48.2**	**33**	**5**	**5**	**0**	**0**	**7**	**34**	**2**	**0**

Rivera's World Series Record

Year	Club vs. Opp.	W	L	ERA	G	GS	CG	SHO	SV	IP	H	R	ER	HR	HP	BB	SO	WP	BK
1996	NYY vs. ATL	0	0	1.59	4	0	0	0	0	5.2	4	1	1	0	0	3	4	0	0
1998	NYY vs. SD	0	0	0.00	3	0	0	0	3	4.1	5	0	0	0	0	0	4	0	0
1999	NYY vs. ATL	1	0	0.00	3	0	0	0	2	4.2	3	0	0	0	0	1	3	0	0
2000	NYY vs. NYM	0	0	3.00	4	0	0	0	2	6.0	4	2	2	1	1	1	7	0	0
2001	NYY vs. ARI	1	1	1.42	4	0	0	0	1	6.1	6	2	1	0	1	1	7	0	0
2003	NYY vs. FLA	0	0	0.00	2	0	0	0	1	4.0	2	0	0	0	0	0	4	0	0
2009	NYY vs. PHI	0	0	0.00	4	0	0	0	2	5.1	3	0	0	0	0	2	3	0	0
World Series Totals		**2**	**1**	**0.99**	**24**	**0**	**0**	**0**	**11**	**36.1**	**27**	**5**	**4**	**1**	**2**	**8**	**32**	**0**	**0**
POSTSEASON TOTALS		**8**	**1**	**0.71**	**94**	**0**	**0**	**0**	**42**	**139.2**	**86**	**13**	**11**	**2**	**3**	**21**	**109**	**3**	**0**

Rivera's All-Star Game Record

Year	Club, Site	W	L	ERA	G	GS	CG	SHO	SV	IP	H	R	ER	HR	HP	BB	SO	WP	BK
1997	NYY, Cleveland	0	0	0.00	1	0	0	0	1	1.0	0	0	0	0	0	0	1	0	0
1999	NYY, Boston	Selected - Did Not Pitch																	
2000	NYY, Atlanta	0	0	0.00	1	0	0	0	0	1.0	2	1	0	0	0	0	0	0	0
2001	NYY, Seattle	Selected - Did Not Pitch																	
2002	NYY, Milwaukee	0	0	0.00	1	0	0	0	0	1.0	1	0	0	0	0	0	0	0	0
2004	NYY, Houston	0	0	0.00	1	0	0	0	0	1.0	0	0	0	0	0	0	0	0	0
2005	NYY, Detroit	0	0	0.00	1	0	0	0	1	0.1	0	0	0	0	0	0	1	0	0
2006	NYY, Pittsburgh	0	0	0.00	1	0	0	0	1	1.0	0	0	0	0	0	0	0	0	0
2008	NYY, New York-AL	0	0	0.00	1	0	0	0	0	1.2	2	0	0	0	0	0	2	0	0
2009	NYY, St. Louis	0	0	0.00	1	0	0	0	1	1.0	0	0	0	0	0	0	1	0	0
2010	NYY, Los Angeles-AL	Selected - Did Not Pitch																	
2011	NYY, Arizona	Selected - Did Not Play																	
All-Star Game Totals		**0**	**0**	**0.00**	**8**	**0**	**0**	**0**	**4**	**8.0**	**5**	**1**	**0**	**0**	**0**	**0**	**5**	**0**	**0**

Rivera's Career Fielding Record

Position	PCT	G	PO	A	E	TC	DP
Pitcher	.983	1042	104	244	6	354	12

30 DAVID ROBERTSON

RIGHT-HANDED PITCHER • 5-11 • 195 • B/T: RIGHT/RIGHT • OPENING DAY AGE: 25

BIRTHDATE
April 9, 1985

BIRTHPLACE
Birmingham, Ala.

RESIDES
Tampa, Fla.

M.L. SERVICE
3 years, 70 days

COLLEGE
University of Alabama

CAREER HIGHLIGHTS
A.L. All-Star Team
- 2011

STATUS

- Selected in the 17th round of the 2006 First-Year Player Draft…signed through the 2011 season.

POSTSEASON NOTES

- Did not allow a run in five appearances during the 2009 postseason in his playoff debut, tossing 5.1 scoreless innings (4H, 3BB, 3K)…earned the win in each of his first two postseason appearances (ALDS Game 2 vs. Minnesota and ALCS Game 2 vs. Los Angeles-AL), as the Yankees recorded "walk-off" wins in each contest.
- Appeared in six postseason games in 2010, allowing 6ER in 3.1IP…surrendered 5ER in 10/18 ALCS Game 3 loss at Texas.

CAREER NOTES

- Owns a 12.03K/9.0IP career ratio (270K, 202.0IP), the best ratio among active Major League pitchers, ahead of Brad Lidge (11.97)—min. 100.0IP…is the highest K/9.0IP ratio for any pitcher in Yankees history (min. 100.0IP).
- Is just the third pitcher in Baseball history to record at least 10K/9.0IP in each of his first four Major League seasons (2008-11), joining Mark Prior and Troy Percival (min. 30.0IP/season)…was one of five pitchers all-time to do so in each of his first three seasons (2008-10), joining Dick Radatz, Percival, Prior and Takashi Saito.
- Visited his hometown of Tuscaloosa, Ala., following the April 2011 tornados that ravaged the area…he and his wife, Erin, established the David and Erin Robertson Foundation to raise funds to donate to the relief efforts in his hometown (www.highsocksforhope.com)…David also donated $100 for every strikeout he recorded in 2011.

BESTS & STREAKS

2011 Highs and Streaks

Low hit CG	N/A
IP (start)	N/A
IP (relief)	2.0 - vs. TOR, 9/3/11
Hits	3 - 2 times Last: vs. OAK, 7/24/11
Runs	2 - 2 times Last: vs. OAK, 7/24/11
BB	3 - vs. BOS, 5/15/11
SO	4 - vs. CLE, 6/11/11
HR	1 - at BAL, 8/29/11
Winning Streak	4g - 4/9-9/21/11-G2
Losing Streak	--

Career Highs and Streaks

Low hit CG	N/A
IP (start)	N/A
IP (relief)	2.0 - 11 times Last: vs. TOR, 9/3/11
Hits	4 - 4 times Last: vs. LAA, 4/13/10
Runs	5 - vs. BAL, 7/28/08
BB	3 - 4 times Last: vs. BOS, 5/15/11
SO	4 - 4 times Last: vs. CLE, 6/11/11
HR	2 - vs. BAL, 5/5/10
Winning Streak	5g - 7/19/08-6/4/09
Losing Streak	3g - 4/27-7/2/10

2011

- Was 4-0 with one save and a 1.08 ERA in a team-high 70 relief appearances with the Yankees in 2011…led all American League relievers and ranked second in the Majors in ERA trailing only Atlanta's Eric O'Flaherty (0.98)…held opponents scoreless in 63 of his appearances.
- Opponents batted .170 (40-for-235, 1HR), marking the ninth-lowest average among ML relievers; LH .156 (19-for-122, 0 HR), RH .186 (21-for-113, 1HR)…retired 52-of-70 first batters faced (74.3%)…prevented 34-of-44 inherited runners from scoring (77.3%)…appeared in consecutive games 13 times and three straight games twice (5/25-28 and 9/13-16)…the Yankees were 43-27 in games he appeared in, including a 15-6 mark over his final 21 outings…61 of his relief outings were at 1.0IP or less (85.9%).

- Led all AL relievers and ranked fourth in the Majors with 100K…marked the most strikeouts by a Yankees reliever since Mariano Rivera in 1996 (130), also marking the last time a Yankee led AL relievers in K's (credit: *Elias*)…ranked fourth in the Majors (second in the AL) with 13.50 K/9.0IP, striking out at least one batter in 60 of his 70 outings…marked the highest K/9.0IP ratio by a Yankees reliever in franchise history…became the third pitcher all time to fan at least 100 batters while throwing less than 70.0IP, joining Billy Wagner (1997 w/Houston and 2010 w/Atlanta) and Joel Hanrahan (2010 w/Pittsburgh).
- Opponents batted .053 (1-for-19) with 14K with the bases loaded…according to the *Elias Sports Bureau*, the 14K with the bases loaded matched the most by any pitcher in the last 35 seasons (Nolan Ryan, '77 Angels and Mark Littell, '78 Cardinals)…held opponents to a .140 (13-for-93) batting average with runners in scoring position and a .174 (8-for-46) average with RISP and two outs… held opponents hitless in their last 23AB with men on base to close out the season.

HIGHEST K/9.0IP BY A YANKEES RELIEVER, SINCE 1950

1. **DAVID ROBERTSON, 2011 . . . . . 13.50 (66.2IP, 100K)**
2. **DAVID ROBERTSON, 2009 . . . . . 12.98 (43.2IP, 63K)**
3. Ryne Duren, 1960 . . . . . 12.00 (45.0IP, 60K)
4. Jay Witasick, 2001 . . . . . 11.83 (40.1IP, 53K)
5. PHIL HUGHES, 2009 . . . . . 11.40 (51.1IP, 65K)

HOUDINI

RHP David Robertson has faced 48 batters with the bases loaded in his career, with 24K in those situations, including 14K in 19 such PA in 2011…according to *Elias*, the 14K with the bases loaded in 2011 matches the most by any pitcher in the last 35 seasons (Nolan Ryan, '77 Angels & Mark Littell, '78 Cardinals)…allowed just 1H in 19 opponents plate appearances with the bases loaded in 2011…struck out 10 consecutive batters faced with the bases loaded to begin the season, becoming the only Major League pitcher since 1965 to register 10 straight bases-loaded strikeouts in a single season, according to *Elias*.

- Allowed just 1ER (a J.J. Hardy solo HR on 8/29 at Baltimore) in 36 appearances on the road this season (0.25 ERA, 36.0IP, 18H, 18BB, 52K).
- Held opponents homerless over a franchise-record 71 appearance span (68.0 innings) from 8/31/10-8/28/11 (Game 2), surpassing Mariano Rivera's 61-game homerless stretch from 8/19/05-7/17/06…had the streak snapped with a J.J. Hardy home run on 8/29 at Baltimore.
- Was named to his first career All-Star Game, tossing a scoreless second inning (1.0IP, 1H, 1K) for the American League in the 5-1 NL victory on 7/12.
- Held opponents scoreless in his first 28 road outings in 2011 (28.2IP, 15H, 12BB, 41K) from 4/8-8/28 (Game 2), surpassing Mariano Rivera's franchise record (24 straight to open 2005) to establish a Major League record.
- Made his second career Opening Day roster and held opponents scoreless in his first 10 appearances of the season from 4/2-26, allowing 8H in 8.1IP (2BB, 10K).
- Entered 4/5 loss vs. Minnesota with the bases loaded and two outs in the eighth inning and allowed all three inherited runners to score to record his first blown save (0.1IP, 1H, 1K)…retired all 18 opposing batters with the bases loaded over the remainder of the season.
- Earned his first win of the season—on his 26th birthday—on 4/9 at Boston, retiring all five batters faced and stranding both inherited runners (1.2IP, 1K).
- Allowed his first run of the season in 4/29 loss vs. Toronto, allowing 2ER in 1.0IP (1H, 2BB, 2K)…made his first career error on an errant throw to second base in the sixth inning, allowing Rajai Davis to score from third base.
- Allowed a single to Kevin Youkilis in 6/9 loss vs. Boston after entering the game with runners on first and third (0.1IP, 2H, 1ER)…snapped a 17AB hitless stretch with runners on base and a 15AB hitless stretch with runners in scoring position (credit: Elias).
- Went 10 consecutive appearances without allowing a run from 6/11-7/3 (10.2IP, 5H, 17K).
- Held opponents scoreless in 26 of his final 27 appearances of the season, beginning on 7/26, allowing just 11H and 1ER over the 26.2IP stretch with 37K (9BB, .128 opponents batting average)…span was bookended by a pair of 13-game scoreless streaks from 7/26-8/28 and 9/1-28.
- Entered 7/26 win vs. Seattle with the bases loaded and no outs (1.0IP, 2K)…struck out his first batter faced and induced a force out to his second batter (Figgins), snapping a stretch of striking out 10 straight batters with the bases loaded in 2011.
- Did not allow a run in 13 September outings, surrendering just 4H and striking out 19 batters over his final 13.1IP this season (6BB, 1HP).
- Closed out 9/3 win vs. Toronto with 2.0 scoreless innings to earn his third career save and first since 8/12/10 at Kansas City…was his longest outing since 5/20/10 vs. Tampa Bay (also 2.0IP) and marked the first save by a Yankee with at least 2.0IP since Sergio Mitre on 8/19/10 vs. Detroit (3.0IP).
- Earned the win in the AL East-clinching victory in 9/21 Game 2 win vs. Tampa Bay to improve to 4-0…entered the game with one out and the bases loaded and induced a Zobrist double play on his first pitch…was his third career one-pitch win (also 7/22/08 vs. Minnesota and 6/4/09 vs. Texas), tied with Brian Shouse for most in the Majors since the start of 2008.

- Was 0-1 with one save and a 3.68 ERA in 10 spring training relief appearances (7.1IP, 4H, 3BB, 14K).

Robertson's Career Pitching Record

YEAR	Club	W	L	ERA	G	GS	CG	SHO	SV	IP	H	R	ER	HR	HB	BB	SO	WP	BK
2007	Charleston	5	2	0.77	24	0	0	0	3	47.0	25	5	4	0	0	15	67	5	0
	Tampa	3	1	1.08	18	0	0	0	1	33.1	18	6	4	0	0	15	37	2	0
	Trenton	0	0	2.25	2	0	0	0	0	4.0	2	1	1	0	0	2	9	1	0
2008	Trenton	0	0	0.96	9	0	0	0	2	18.2	8	2	2	0	1	6	26	1	0
	Scranton/WB	4	0	2.06	21	0	0	0	1	35.0	20	11	8	1	1	17	51	1	0
	YANKEES	4	0	5.34	25	0	0	0	0	30.1	29	18	18	3	0	15	36	6	0
2009	Scranton/WB	0	3	1.84	8	0	0	0	2	14.2	10	7	3	0	0	6	25	0	0
	YANKEES	2	1	3.30	45	0	0	0	1	43.2	36	19	16	4	1	23	63	6	0
2010	YANKEES	4	5	3.82	64	0	0	0	1	61.1	59	26	26	5	3	33	71	7	2
2011	YANKEES	4	0	1.08	70	0	0	0	1	66.2	40	9	8	1	1	35	100	6	1
Minor League Totals		**12**	**6**	**1.30**	**82**	**0**	**0**	**0**	**9**	**152.2**	**83**	**32**	**22**	**1**	**2**	**61**	**215**	**10**	**0**
Major League Totals		**14**	**6**	**3.03**	**204**	**0**	**0**	**0**	**3**	**202.0**	**164**	**72**	**68**	**13**	**5**	**106**	**270**	**25**	**3**

Selected by the Yankees in the 17th round of the 2006 First-Year Player Draft.

Robertson's Division Series Record

Year	Club vs. Opp.	W	L	ERA	G	GS	CG	SHO	SV	IP	H	R	ER	HR	HP	BB	SO	WP	BK
2009	NYY vs. MIN	1	0	0.00	1	0	0	0	0	1.0	1	0	0	0	0	0	0	0	0
2010	NYY vs. MIN	0	0	0.00	2	0	0	0	0	0.2	0	0	0	0	0	1	1	0	0
Division Series Totals		**1**	**0**	**0.00**	**3**	**0**	**0**	**0**	**0**	**1.2**	**1**	**0**	**0**	**0**	**0**	**1**	**1**	**0**	**0**

Robertson's League Championship Series Record

Year	Club vs. Opp.	W	L	ERA	G	GS	CG	SHO	SV	IP	H	R	ER	HR	HP	BB	SO	WP	BK
2009	NYY vs. LAA	1	0	0.00	2	0	0	0	0	2.0	1	0	0	0	0	2	1	0	0
2010	NYY vs. TEX	0	0	20.25	4	0	0	0	0	2.2	8	6	6	1	0	1	4	1	0
LCS Totals		**1**	**0**	**11.57**	**6**	**0**	**0**	**0**	**0**	**4.2**	**9**	**6**	**6**	**1**	**0**	**3**	**5**	**1**	**0**

Robertson's World Series Record

Year	Club vs. Opp.	W	L	ERA	G	GS	CG	SHO	SV	IP	H	R	ER	HR	HP	BB	SO	WP	BK
2009	NYY vs. PHI	0	0	0.00	2	0	0	0	0	2.1	2	0	0	0	0	1	2	0	0
World Series Totals		**0**	**0**	**0.00**	**2**	**0**	**0**	**0**	**0**	**2.1**	**2**	**0**	**0**	**0**	**0**	**1**	**2**	**0**	**0**
POSTSEASON TOTALS		**2**	**0**	**6.23**	**11**	**0**	**0**	**0**	**0**	**8.2**	**12**	**6**	**6**	**1**	**0**	**5**	**8**	**1**	**0**

Robertson's All-Star Game Record

Year	Club, Site	W	L	ERA	G	GS	CG	SHO	SV	IP	H	R	ER	HR	HP	BB	SO	WP	BK
2011	NYY, Arizona	0	0	0.00	1	0	0	0	0	1.0	1	0	0	0	0	0	1	0	0
All-Star Game Totals		**0**	**0**	**0.00**	**1**	**0**	**0**	**0**	**0**	**1.0**	**1**	**0**	**0**	**0**	**0**	**0**	**1**	**0**	**0**

Robertson's Career Fielding Record

Position	PCT	G	PO	A	E	TC	DP
Pitcher	.947	204	4	14	1	19	0

13 ALEX RODRIGUEZ

THIRD BASEMAN • 6-3 • 228 • B/T: RIGHT/RIGHT • OPENING DAY AGE: 35

BIRTHDATE
July 27, 1975

BIRTHPLACE
New York, N.Y.

RESIDES
Miami, Fla.

M.L. SERVICE
17 years, 11 days

CAREER HIGHLIGHTS

A.L. Most Valuable Player
- 2003, 2005, 2007

A.L. All-Star Team
- 1996, 1997, 1998, 2000, 2001, 2002, 2003, 2004, 2005, 2006, 2007, 2008, 2010, 2011

A.L. Silver Slugger Award
- 1996, 1998, 1999, 2000, 2001, 2002, 2003, 2005, 2007, 2008

A.L. Gold Glove Award
- 2002, 2003

***Baseball America* Player of the Year**
- 2000, 2002, 2007

***Sporting News* Player of the Year**
- 1996, 2002, 2007

STATUS

- Acquired from the Texas Rangers with cash in exchange for Alfonso Soriano and a player to be named later (INF Joaquin Arias) on February 16, 2004…signed a seven-year contract with player options for three additional years on December 11, 2000…opted out of the contract on October 28, 2007…re-signed by the Yankees to a 10-year contract on December 17, 2007…contract extends through the 2017 season.

POSTSEASON NOTES

- Owns a .290 (67-for-231) career postseason batting average with 41R, 16 doubles, 13HR and 38RBI in 63 games…is tied for third among active Major Leaguers in postseason home runs, ranks fifth in runs scored, is sixth in RBI and ranks seventh in on-base percentage (.396).
- Has reached base safely in 24 of his last 28 postseason games, dating back to the start of the 2007 ALDS, including nine of 10 contests in the 2010 playoffs…has combined to hit .310 (26-for-84) with 20R, 7 doubles, 6HR and 21RBI in 24 games over the last two postseasons (2009-10), hitting safely in all but four contests.
- Hit .365 (19-for-52) with 15R, 5 doubles, 6HR and 18RBI in the 2009 postseason, leading the Yankees in batting average, runs, home runs and RBI and tying for tops in doubles…hit three game-tying HR in the seventh inning or later, the most such HR ever for a player in their postseason career (credit: *Elias Sports Bureau*)…hit ninth-inning, two-run home run (off Joe Nathan) to tie ALDS Game 2 win vs. Minnesota and seventh-inning solo HR (off Carl Pavano) to tie ALDS Game 3 clincher at Minnesota…tied the game with a solo HR (off Brian Fuentes) in the 11th inning of ALCS Game 2 win vs. Los Angeles-AL…matched Bernie Williams (6HR in 1996) for the most home runs in a single postseason in franchise history, and was 1HR shy of tying the AL record (Anaheim's Troy Glaus–7HR in 2002 and Tampa Bay's B.J. Upton–7HR in 2008)…his solo HR on 10/31/09 in Game 4 of the World Series at Philadelphia became the first playoff homer to be reviewed by video replay.
- Drove in a run in 11 of 15 postseason games in 2009 and set a franchise record with 18RBI, falling 1RBI shy of the all-time postseason record shared by Cleveland's Sandy Alomar, Jr. (1997), Anaheim's Scott Spiezio (2002) and Boston's David Ortiz (2004)…eight of his RBI tied the game or put the Yankees ahead…drove in at least one run in eight straight playoff games from 10/8/07 (ALDS Game 4) to 10/20/09 (ALCS Game 4), matching the all-time record (also Lou Gehrig and Philadelphia's Ryan Howard)…joined Boston's David Ortiz (2004) as the only two players to record three game-tying or go-ahead RBI hits in the ninth inning or later in a single postseason.

BESTS & STREAKS

2011 Highs and Streaks

Hits	4 - 2 times Last: vs. NYM, 5/22/11
Runs	3 - 3 times Last: vs. OAK, 8/25/11
2B	2 - vs. BAL, 4/14/11
3B	--
HR	2 - at TB, 5/17/11
RBI	6 - at BAL, 4/23/11
BB	3 - at BAL, 4/24/11
SO	3 - 2 times Last: vs. MIL, 6/29/11
SB	1 - 4 times Last: vs. TEX, 6/15/11
Hit Streak	9g - 5/20-5/29/11

Career Highs and Streaks

Hits	5 - 5 times Last: at TEX, 5/25/09
Runs	5 - 2 times Last: vs. TB, 4/18/05
2B	3 - vs. SEA, 4/7/01
3B	1 - 29 times Last: at OAK, 4/21/10
HR	3 - 4 times Last: at KC, 8/14/10
RBI	10 - vs. LAA, 4/26/05
BB	5 - vs. KC, 4/23/00
SO	4 - 4 times Last: at KC, 4/8/08
SB	3 - 2 times Last: vs. BOS, 9/25/09
Single-Season Hit Strk	20g - 8/16-9/4/96
Hit Streak	23g - 9/25/06-4/23/07

- Collected 11 extra-base hits in the 2009 playoffs, tying six others—including Hideki Matsui (2004)—for second-most in a single postseason behind Texas' Nelson Cruz (13 in 2010)—credit: *Elias*…was hit by a pitch three times in the World Series, tying Pittsburgh's Max Carey (1925) and teammate Mark Teixeira (2009) for the all-time record.
- Snapped a 19AB hitless streak with runners in scoring position with his fifth-inning RBI single (driving in Derek Jeter) in 2009 ALDS Game 1 win vs. Minnesota… the single also snapped an 0-for-18 career postseason mark with runners in scoring position and two outs.
- Won the Babe Ruth Award from the New York Chapter of the Baseball Writers Association of America as the 2009 postseason MVP.

MOST RBI, SINGLE POSTSEASON, ALL TIME

1.	Sandy Alomar, Jr.	19 (1997, CLE)
	David Ortiz	19 (2004, BOS)
	Scott Spiezio	19 (2002, ANA)
4.	**ALEX RODRIGUEZ**	**18 (2009, NYY)**

- Went 4-for-6 with 3RBI in 2004 ALDS Game 2 vs. Minnesota, driving in the game-tying run with a 12th-inning double…with 5R in 2004 ALCS Game 3 at Boston, matched the single-game postseason record for runs scored (also Hideki Matsui in the same game)…homered in back-to-back games in the 2004 ALCS vs. Boston, driving in the game-tying run in Game 3 and a go-ahead run in Game 4.

CAREER NOTES

- Ranks sixth on Baseball's all-time list with 629 career home runs…ranks seventh on the Yankees' all-time list with 284HR.
- Ranks ninth on Major League Baseball's all-time RBI list (1,893)…surpassed Hall of Famers Dave Winfield (1,834), Al Simmons (1,839), Ted Williams (1,839), Carl Yastrzemski (1,844) and Mel Ott (1,864) in 2011, as well as Rafael Palmeiro (1,835) and Ken Griffey Jr. (1,836).
- Ranks 14th in Baseball's all-time runs scored list (1,824)…surpassed Charlie Gehringer (1,775), Paul Molitor (1,782), Ted Williams (1,799), Carl Yastrzemski (1,816) and Eddie Collins (1,823) in 2011.
- Had his stretch of 13 consecutive seasons (1998-2010) with at least 30HR and 100RBI snapped in 2011…was the longest such streak all time, surpassing Jimmie Foxx (12)…is the only player in Baseball history to reach the marks 14 times in his career overall.
- Reached 30HR in 13 consecutive seasons from 1998-2010, snapping the stretch in 2011…only one player hit at least 30HR in as many consecutive seasons: Barry Bonds (13)…has reached the mark 14 times in his career, tied with Bonds (14) for second-most 30-homer seasons all-time behind Hank Aaron (15)…also had his 13 consecutive season span with at least 25HR snapped in 2011…had been tied with Willie Mays (13) for third-longest such streak in Major League history behind Babe Ruth and Barry Bonds (each 15 straight)…his 14 overall seasons with at least 25HR are tied with Jim Thome for most among active players…also failed to reach 20HR in 2011, snapping a streak of 15 consecutive seasons reaching the plateau…remains tied with Bonds for the third-longest streak in Major League history behind Hank Aaron (20) and Babe Ruth (16)—credit: *Elias Sports Bureau*.
- Owns 59 career multi-homer games (one in 2011, 5/17 at TB), marking the seventh-most multi-homer games all-time.
- Has hit 22 career grand slams, second most all time behind Lou Gehrig (23)… has at least one grand slam in each of the last seven seasons (2005-11), surpassing six-year streaks by Lou Gehrig (1927-1932) and Tino Martinez (1996-2001) for the longest in franchise history (credit: *Elias*)…is one of three players in Major League history to have three career "walk-off" grand slams, joining Vern Stephens (1946 w/ St. Louis-AL, '49 and '50 with Boston-AL) and the Philadelphia Phillies' Cy Williams (one in 1924 and two in 1926)

MOST GRAND SLAMS, ALL TIME

1.	Lou Gehrig	23
2.	**ALEX RODRIGUEZ**	**22**
3.	Manny Ramirez	21
4.	Eddie Murray	19
5.	Willie McCovey	18
	Robin Ventura	18

MOST "WALK-OFF" HOME RUNS AMONG ACTIVE PLAYERS
credit: *Elias Sports Bureau*

1.	Jim Thome	12
2.	David Ortiz	10
	Albert Pujols	10
4.	**ALEX RODRIGUEZ**	**9**
	Vladimir Guerrero	9

MOST HOME RUNS, ALL-TIME

1.	Barry Bonds	762
2.	Hank Aaron	755
3.	Babe Ruth	714
4.	Willie Mays	660
5.	Ken Griffey, Jr.	630
6.	**ALEX RODRIGUEZ**	**629**
7.	Sammy Sosa	609
8.	Jim Thome	604
9.	Frank Robinson	586
10.	Mark McGwire	583

- Owns 21 career home runs in the ninth inning or later that have tied the game or given his team the lead…has nine "walk-off" home runs in his career, tied with Vladimir Guerrero for fourth-most among active players behind Jim Thome (12), David Ortiz (10) and Albert Pujols (10)…owns six career "walk-off" homers as a Yankee, the most since Graig Nettles had six from 1973-81.
- Had his streak of consecutive 100RBI seasons snapped at 13 in 2011, remaining tied with Lou Gehrig (1926-38) and Jimmie Foxx (1929-41) for the longest such stretch all time…his 14 overall seasons with at least 100RBI are the most in Baseball history.

- Is one of six players all time to collect at least 600HR and 2,500H (also Hank Aaron, Barry Bonds, Ken Griffey Jr., Willie Mays and Babe Ruth).
- Is one of three players all time with 400 doubles, 600HR and 300SB, joining Barry Bonds (601/762/514) and Willie Mays (523/660/338).
- Over the last 10 seasons (2002-11), ranks second in the Majors in home runs (388) and RBI (1,163).
- Has hit 284HR with the Yankees after hitting 189HR with Seattle and 156HR with Texas…according to the *Elias Sports Bureau,* joins Paul Konerko as the only active players with at least 300HR for teams other than the one for which they made their Major League debut…is the only player in Major League history to hit at least 150HR with three different teams.
- Has compiled over 3,000AB with the Yankees and Mariners, joining Carlos Beltran (Mets and Royals) and Magglio Ordonez (Chicago-AL and Detroit) as the only current Major Leaguers with at least 3,000AB for each of two different teams…joins Dave Winfield (3,997AB with San Diego) as the only players to accumulate 3,000 at-bats with the Yankees and at least that many for another team (credit: Elias).
- Is the all-time leader with 186 Interleague RBI and ranks second in Interleague hits (293) and third in runs (173).
- Is 7-for-9 with 3HR, 1BB and 21RBI in 11 career plate appearances following a Mark Teixeira IBB to load the bases in front of him (including postseason).

AMONG ACTIVE PLAYERS
GAMES PLAYED

1.	Omar Vizquel	2,908
2.	Ivan Rodriguez	2,543
3.	Jim Thome	2,485
4t.	DEREK JETER	2,526
	Johnny Damon	2,526
6.	**ALEX RODRIGUEZ**	**2,402**

RUNS SCORED

1.	**ALEX RODRIGUEZ**	**1,824**
2.	DEREK JETER	1,769
3.	Johnny Damon	1,643

HITS

1.	DEREK JETER	3,088
2.	Ivan Rodriguez	2,844
3.	Omar Vizquel	2,841
4.	**ALEX RODRIGUEZ**	**2,775**
5.	Johnny Damon	2,723

RBI

1.	**ALEX RODRIGUEZ**	**1,893**
2.	Jim Thome	1,674
3.	Chipper Jones	1,561
4.	Vladimir Guerrero	1,496
5.	Jason Giambi	1,397

2011

- Hit .276 (103-for-373) with 67R, 21 doubles, 16HR, 62RBI and 47BB in 99 games (87 starts at 3B and 10 at DH) with the Yankees in 2011…marked his fewest runs, hits, home runs and RBI in a full season in his career.
- Extended his Opening Day hitting streak to eight straight games (2003-08, '10-11) in 3/31 win vs. Detroit, going 1-for-2 with 1R, 1 double and 2BB…made his 15th career Opening Day roster…was his seventh Opening Day start at 3B after making eight Opening Day starts at SS…joined Manny Ramirez (seven O.D. starts in RF and nine in LF) as the only then-active players to make at least seven Opening Day starts at two different positions in their career…became the first player in the Modern Era (since 1900) to make at least seven Opening Day starts at 3B and eight at SS—credit: *Elias Sports Bureau*…was his seventh Opening Day start at 3B with Derek Jeter at SS, surpassing Bucky Dent and Graig Nettles (six) and Frank Crosetti and Red Rolfe (six) for the most such starts in franchise history…became the first SS/3B combo to start together seven times for the same team since Ozzie Guillen and Robin Ventura for Chicago-AL from 1990-96 and Barry Larkin and Chris Sabo for Cincinnati from 1988-93 and '96 (credit: *Elias*).
- Reached base safely (via hit, walk or HBP) in each of his first 16 games of the season (3/31-4/25).
- Was scratched from the lineup with flu-like symptoms prior to 4/10 loss at Boston.
- Hit his fourth home run of the season in 4/13 win vs. Baltimore…came in his 29th at-bat of the season…did not hit his fourth HR in 2010 until his 128th AB (on 5/14/10).
- Missed two games (4/17 and 4/19) with low back and oblique stiffness…was removed in the seventh inning of 4/16 win vs. Texas with the injury.
- Hit grand slam and was 2-for-5 with 2R, 1 double and 6RBI in 4/23 win at Baltimore…was his 22nd career grand slam, surpassing Manny Ramirez for sole possession of second place on Baseball's all-time list (Gehrig holds the record with 23GS)…was his 14th career game of at least 6RBI, tying Gehrig for most all time—credit: *Elias*.
- Recorded the Yankees' first hit of 4/25 loss vs. Chicago-AL with a seventh-inning single to break up Phil Humber's no-hitter…was 1-for-4 in the game.

MAN ON

According to STATS Inc., Alex Rodriguez has had the hitter before him intentionally walked to load the bases 19 times in his career and he has hit three home runs in those situations…according to STATS Inc., Rodriguez is 7-for-9 with 1BB, 3HR, 1SF and 21RBI in 11 career plate appearances after Mark Teixeira has been intentionally walked to load the bases in front of him (including postseason).

MOST CAREER
6RBI GAMES, ALL TIME
Credit: *Elias Sports Bureau*

T1.	**ALEX RODRIGUEZ**	**14**
	Lou Gehrig	14
3.	Joe DiMaggio	12
T4.	Babe Ruth	11
	Dave Kingman	11

- Failed to reach base safely (via hit, walk or HBP) for the first time in 2011 in 4/26 loss vs. Chicago-AL, going 0-for-4.
- Pinch-ran for Chavez in the fourth inning of 5/5 loss at Detroit, going 2-for-2 with 2R…marked his fourth career pinch-running appearance and first since 6/19/95 at Chicago-AL (w/ Seattle) when he pinch-ran for Tino Martinez in the ninth inning…was also his first career run scored as a pinch runner.
- Snapped an eight-game stretch without an RBI in 5/8 win at Texas, his longest such streak since a nine-game span from 5/9-18/07.
- Broke a 1-1 tie in the fifth inning of 5/10 win vs. Kansas City with a two-run single…was just his second hit in his last 18AB with RISP.
- Snapped a 65AB homerless stretch (dating to 4/23 at Baltimore) with a solo HR in 5/12 loss vs. Kansas City…is the third-longest single season stretch of his career behind a 96AB stretch from 6/11-8/26/11 and a 72AB span from 7/19-8/7/09…was his first extra-base hit since doubling on 4/28 vs. Chicago-AL, snapping an 11-game stretch.
- Collected his 59th career multi-HR game (55th two-HR contest) in 5/17 win at Tampa Bay…marks the most multi-HR games among active players…was his 26th multi-homer game as a Yankee, the fifth-most in franchise history (Ruth-68, Mantle-46, Gehrig-43 and DiMaggio-35)…seven of his last eight multi-HR games have come on the road.
- Hit safely in nine straight games from 5/20-29, batting .359 (14-for-39) during the stretch.
- Scored his 1,783rd and 1,784th career runs in 5/21 win vs. the Mets, surpassing Paul Molitor (1,782) for sole possession of 17th place on Baseball's all-time list.
- Scored at least one run in six straight games from 5/29-6/4, his second such streak in 2011 (also 4/7-15).
- Was 3-for-4 with 1R and 3RBI in 5/31 win at Oakland before being removed for PH (Nunez) in the eighth…singled in two runs after Mark Teixeira was intentionally walked to load the bases in front of him in the sixth inning…was his seventh hit in nine career AB following a Mark Teixeira IBB to load the bases ahead of him (including postseason).
- Hit two-run HR and was 1-for-4 in 6/4 win at LA Angels…recorded his 1,864th career RBI, tying Mel Ott for ninth place on Baseball's all-time list…was his 68th career HR vs. the Angels, the most by any player ever vs. the Angels.
- Hit his eighth career home run off Tim Wakefield in 6/8 loss vs. Boston…matches his most against any one pitcher in his career (also 8HR off Bartolo Colon, Ramon Ortiz and David Wells)…was his 1,865th career RBI, surpassing Mel Ott (1,864) for sole possession of ninth place on Baseball's all-time RBI list.
- Hit solo HR (#12) and was 2-for-4 with 2R, 1 double, 2RBI and 1BB in 6/10 win vs. Cleveland before being removed for PR (Nunez) in the seventh…the home run was hit to the left of the Mohegan Sun Sports Bar, clearing the 22-foot tall roll-up door that sits 25 feet behind the outfield wall.
- Scored the 1,800th run of his career in the third inning of 6/18 win at Chicago-NL, surpassing Ted Williams for 16th place on Baseball's all-time list.
- Batted .383 (23-for-60) with 11R, 5 doubles and 10RBI over a 15-game stretch from 6/18-7/6, collecting 10 multi-hit games over the span.
- According to *Elias*, recorded a hit in seven straight AB with RISP from 6/18-26, becoming the second Major Leaguer with hits in seven straight AB with RISP this season (also Baltimore's Matt Wieters – 7AB from 4/3-26).
- Was voted to his 14th All-Star team—the most among active Major League players—on 7/3, but was unable to participate (was replaced on the roster by Boston's Kevin Youkilis)…would have been his 12th career start in the All-Star Game…now has six fan-elected starts at shortstop and six at third base, joining Cal Ripken, Jr. (17), Rod Carew (15), Griffey, Jr. (13), Bonds (12), Ivan Rodriguez (12) and Ozzie Smith (12) as the only players in history to earn at least 12 fan elections…joins Carew (eight starts at 2B, seven at 1B) as the only players to be voted as an All-Star starter at least six times at each of two different positions.
- Was placed on the 15-day disabled list on 7/14 (retroactive to 7/8)…underwent arthroscopic surgery to correct a meniscus tear in his right knee at the University of Miami (Fla.) on 7/11…the surgery was performed by Dr. Lee Kaplan.
- Made two rehab appearances with Triple-A Scranton/Wilkes-Barre from 8/16-17, combining to go 2-for-5 with 1RBI and 2BB (2GS at 3B)…participated in a simulated game on 8/14 at the Yankees' minor league complex in Tampa, Fla., collecting 4H in 13AB with 2 doubles and 3K…made two rehab appearances from 8/12-13 with Single-A Tampa at Dunedin, going 2-for-6 with 2R, 1 double, 1HR, 2RBI, 1BB and 3K in two starts as the DH…hit solo HR to left-center field on his first swing of his first rehab appearance on 8/12.
- Was returned from rehab and reinstated from the 15-day D.L. on 8/21 (missed 38 team games…batted .191 (13-for-68) with 14R, 2 doubles, 3HR and 10RBI in 19 games through the end of the season following his D.L. stint, also battling a sprained left thumb injury.
- Had 626HR at the time of his 36th birthday (on 7/27/11), the most by any player in Major League history at the time of their 36th birthday and 52 ahead of the runner-up (Sammy Sosa-574)…his 1,810R were the

second-highest total for any player at the time of his 36th birthday, trailing only Lou Gehrig (1,888)…since RBI became an official stat in 1920, his 1,883RBI were third-most before turning 36, behind Gehrig (1,996) and Jimmie Foxx (1,884)—credit: *Elias Sports Bureau*.

- Missed two games (8/23-24) with a sprained left thumb (injury occurred in 8/21 win at Minnesota, his first game back from the D.L.)…returned to play for three games from 8/25-28 (Game 1) before missing six additional games from 8/28 (Game 2)-9/2 with the injury…missed six more games with lingering soreness in his left thumb from 9/10-16.
- Hit solo HR and was 1-for-4 in 8/26 loss at Baltimore…snapped a 96AB homerless stretch (dating back to 6/11)…marked his longest streak of homerless at-bats since the first 102AB of his Major League career—credit: *Elias*.
- Scored his 1,817th career run in the first inning of 9/5 win vs. Baltimore, surpassing Carl Yastrzemski (1.816) for sole possession of 15th place on Baseball's all-time runs scored list…scored his 1,822nd run in 9/19 win vs. Minnesota, surpassing Eddie Collins for 14th place all-time.
- Hit three-run HR—the 629th of his career—and was 2-for-4 in 9/17 loss at Toronto, batting fifth in the order for the first time since 9/6/06 at Kansas City.
- Was scratched from the starting lineup with right knee stiffness in the Yankees' final regular season game on 9/28.
- Batted .388 (19-for-49) with 9R, 7 doubles, 6HR and 15RBI in 18 spring training games…led the team in doubles, home runs and total bases (44)…recorded a hit in each of his first 13 spring training games (2/26-3/20)…had at least 1RBI in eight straight games from 3/9-21 and in 10 of his final 12 games.

Rodriguez's Career Playing Record

Year	Club	AVG	G	AB	R	H	2B	3B	HR	RBI	SH	SF	HP	BB	SO	SB	CS	E	OBP	SLG
1994	Appleton	.319	65	248	49	79	17	6	14	55	1	3	2	24	44	16	5	19	.379	.605
	Jacksonville	.288	17	59	7	17	4	1	1	8	0	0	0	10	13	2	1	3	.391	.441
	SEATTLE	.204	17	54	4	11	0	0	0	2	1	1	0	3	20	3	0	6	.241	.204
	Calgary	.311	32	119	22	37	7	4	6	21	0	0	1	8	25	2	4	3	.359	.588
1995	Tacoma	.360	54	214	37	77	12	3	15	45	1	2	2	18	44	2	4	10	.411	.654
	SEATTLE	.232	48	142	15	33	6	2	5	19	1	0	0	6	42	4	2	8	.264	.408
1996	SEATTLE - a	.358	146	601	141	215	54	1	36	123	6	7	4	59	104	15	4	15	.414	.631
	Tacoma	.200	2	5	0	1	0	0	0	0	0	0	0	2	1	0	0	1	.429	.200
1997	SEATTLE - b	.300	141	587	100	176	40	3	23	84	4	1	5	41	99	29	6	24	.350	.496
1998	SEATTLE	.310	161	686	123	213	35	5	42	124	3	4	10	45	121	46	13	18	.360	.560
1999	SEATTLE - c	.285	129	502	110	143	25	0	42	111	1	8	5	56	109	21	7	14	.357	.586
2000	SEATTLE - d	.316	148	554	134	175	34	2	41	132	0	11	7	100	121	15	4	10	.420	.606
2001	TEXAS - e	.318	162	632	133	201	34	1	52	135	0	9	16	75	131	18	3	18	.399	.622
2002	TEXAS	.300	162	624	125	187	27	2	57	142	0	4	10	87	122	9	4	10	.392	.623
2003	TEXAS	.298	161	607	124	181	30	6	47	118	0	6	15	87	126	17	3	8	.396	.600
2004	YANKEES - f	.286	155	601	112	172	24	2	36	106	0	7	10	80	131	28	4	13	.375	.512
2005	YANKEES	.321	162	605	124	194	29	1	48	130	0	3	16	91	139	21	6	12	.421	.610
2006	YANKEES	.290	154	572	113	166	26	1	35	121	0	4	8	90	139	15	4	24	.392	.523
2007	YANKEES	.314	158	583	143	183	31	0	54	156	0	9	21	95	120	24	4	13	.422	.645
2008	YANKEES - g	.302	138	510	104	154	33	0	35	103	0	5	14	65	117	18	3	10	.392	.573
2009	YANKEES - h	.286	124	444	78	127	17	1	30	100	0	3	8	80	97	14	2	9	.402	.532
2010	YANKEES - i	.270	137	522	74	141	29	2	30	125	0	11	3	59	98	4	3	7	.341	.506
2011	YANKEES - j	.276	99	373	67	103	21	0	16	62	0	3	5	47	80	4	1	6	.362	.461
	Tampa	.333	2	6	2	2	1	0	1	2	0	0	0	1	3	0	0	0	.429	1.000
	Scranton/WB	.400	2	5	0	2	0	0	0	1	0	0	0	2	1	0	0	1	.571	.400
Minor League Totals		**.328**	**174**	**656**	**117**	**215**	**41**	**14**	**37**	**132**	**2**	**5**	**5**	**65**	**131**	**22**	**14**	**37**	**.390**	**.602**
Major League Totals		**.302**	**2402**	**9199**	**1824**	**2775**	**495**	**29**	**629**	**1893**	**16**	**96**	**157**	**1166**	**1916**	**305**	**73**	**225**	**.386**	**.567**
NYY Total		**.295**	**1126**	**4210**	**815**	**1240**	**210**	**7**	**284**	**903**	**0**	**45**	**85**	**607**	**921**	**128**	**27**	**94**	**.391**	**.550**

* League leader # Tied for league lead

Selected by Seattle in the first round (first pick overall) of the 1993 First-Year Player Draft.

a – Placed on the 15-day disabled list from April 22 - May 7, 1996 with a pulled left hamstring.
b – Placed on the 15-day disabled list from June 12-27, 1997 with a deep chest bruise.
c – Placed on the 15-day disabled list from April 7 - May 14, 1999 with torn cartilage in his left knee.
d – Placed on the 15-day disabled list from July 8-24, 2000 with a right knee strain.
e – Signed by Texas as a free agent on December 11, 2000.
f – Traded to New York (AL) on February 16, 2004 with cash in exchange for 2B Alfonso Soriano and player to be named later (INF Joaquin Arias).
g – Placed on the 15-day disabled list from April 30 - May 20, 2008 with a strained right quadriceps.
h – Placed on the 15-day disabled list on April 4 (retroactive to March 27) – May 8, 2009 with a right hip labral tear.
i – Placed on the 15-day disabled list from August 21-September 4, 2010 with a strained left calf.
j - Placed on the 15-day disabled list from July 14 (retroactive to July 8)-August 20, 2011 after having right knee surgery.

Rodriguez's Division Series Record

YEAR	TEAM	AVG	G	AB	R	H	2B	3B	HR	RBI	SH	SF	HP	BB	SO	SB	CS	E	OBP	SLG
1995	SEA vs. NYY	.000	1	1	1	0	0	0	0	0	0	0	0	0	0	0	0	0	.000	.000
1997	SEA vs. BAL	.313	4	16	1	5	1	0	1	1	0	0	0	0	5	0	0	0	.313	.563
2000	SEA vs. CWS	.308	3	13	0	4	0	0	0	2	1	0	0	0	2	0	1	0	.308	.308
2004	NYY vs. MIN	.421	4	19	3	8	3	0	1	3	0	0	0	2	1	2	1	0	.476	.737
2005	NYY vs. LAA	.133	5	15	2	2	1	0	0	0	0	0	2	6	5	1	1	1	.435	.200
2006	NYY vs. DET	.071	4	14	0	1	0	0	0	0	0	0	1	0	4	0	0	1	.133	.071
2007	NYY vs. CLE	.267	4	15	2	4	0	0	1	1	0	0	0	2	6	0	0	0	.353	.467
2009	NYY vs. MIN	.455	3	11	4	5	0	0	2	6	0	0	0	1	2	0	0	0	.500	1.000
2010	NYY vs. MIN	.273	3	11	1	3	0	0	0	1	0	1	0	1	2	1	0	0	.308	.273
Division Series Totals		**.278**	**31**	**115**	**14**	**32**	**5**	**0**	**5**	**14**	**1**	**1**	**3**	**12**	**27**	**4**	**3**	**2**	**.359**	**.452**

Rodriguez's League Championship Series Record

Year	Club vs. Opp.	AVG	G	AB	R	H	2B	3B	HR	RBI	SH	SF	HP	BB	SO	SB	CS	E	OBP	SLG
1995	SEA vs. CLE	.000	1	1	0	0	0	0	0	0	0	0	0	0	1	0	0	0	.000	.000
2000	SEA vs. NYY	.409	6	22	4	9	2	0	2	5	0	0	0	3	8	1	0	0	.480	.773
2004	NYY vs. BOS	.258	7	31	8	8	2	0	2	5	0	0	2	4	6	0	0	0	.378	.516
2009	NYY vs. LAA	.429	6	21	6	9	2	0	3	6	0	1	0	8	3	1	0	0	.567	.952
2010	NYY vs. TEX	.190	6	21	4	4	2	0	0	2	0	0	1	3	4	1	0	1	.320	.286
LCS Totals		**.313**	**26**	**96**	**22**	**30**	**8**	**0**	**7**	**18**	**0**	**1**	**3**	**18**	**22**	**3**	**0**	**1**	**.432**	**.615**

Rodriguez's World Series Record

Year	Club vs. Opp.	AVG	G	AB	R	H	2B	3B	HR	RBI	SH	SF	HP	BB	SO	SB	CS	E	OBP	SLG
2009	NYY vs. PHI	.250	6	20	5	5	3	0	1	6	0	0	3	3	8	1	0	1	.423	.550
World Series Totals		**.250**	**6**	**20**	**5**	**5**	**3**	**0**	**1**	**6**	**0**	**0**	**3**	**3**	**8**	**1**	**0**	**1**	**.423**	**.550**
POSTSEASON TOTALS		**.290**	**63**	**231**	**41**	**67**	**16**	**0**	**13**	**38**	**1**	**2**	**9**	**33**	**57**	**8**	**3**	**4**	**.396**	**.528**

Rodriguez's All-Star Game Record

Year	Club, Site	AVG	G	AB	R	H	2B	3B	HR	RBI	SH	SF	HP	BB	SO	SB	CS	E	OBP	SLG
1996	SEA, Philadelphia	.000	1	1	0	0	0	0	0	0	0	0	0	0	0	0	0	0	.000	.000
1997	SEA, Cleveland	.333	1	3	0	1	0	0	0	0	0	0	0	0	2	0	0	0	.333	.333
1998	SEA, Colorado	.667	1	3	2	2	0	0	1	1	0	0	0	0	1	0	0	0	.667	1.667
2000	SEA, Atlanta	Injured - Did Not Play																		
2001	TEX, Seattle	.000	1	2	0	0	0	0	0	0	0	0	0	0	2	0	0	0	.000	.000
2002	TEX, Milwaukee	.000	1	2	0	0	0	0	0	0	0	0	0	0	2	0	0	0	.000	.000
2003	TEX, Chicago-AL	.333	1	3	1	1	0	0	0	0	0	0	0	0	1	0	0	0	.333	.333
2004	NYY, Houston	.333	1	3	0	1	0	1	0	1	0	0	0	0	1	0	0	0	.333	1.000
2005	NYY, Detroit	.500	1	2	1	1	0	0	0	0	0	0	0	1	0	0	0	0	.667	.500
2006	NYY, Pittsburgh	.000	1	2	0	0	0	0	0	0	0	0	0	0	0	0	0	0	.000	.000
2007	NYY, San Francisco	.333	1	3	0	1	0	0	0	0	0	0	0	0	0	0	0	0	.333	.333
2008	NYY, New York-AL	.000	1	2	0	0	0	0	0	0	0	0	0	0	1	0	0	0	.000	.000
2010	NYY, Los Angeles-AL	Selected - Did Not Play																		
2011	NYY, Arizona	Selected - Did Not Play																		
All-Star Game Totals		**.269**	**11**	**26**	**4**	**7**	**0**	**1**	**1**	**2**	**0**	**0**	**0**	**1**	**10**	**1**	**0**	**0**	**.296**	**.462**

Rodriguez's World Baseball Classic Record

Year	Country, Site	AVG	G	AB	R	H	2B	3B	HR	RBI	SH	SF	HP	BB	SO	SB	CS	E	OBP	SLG
2006	USA, USA	.333	6	21	3	7	1	0	0	3	0	0	0	2	7	0	0	0	.391	.381

Rodriguez's Career Fielding Record

Position	PCT	G	PO	A	E	TC
Third Base	.965	1081	671	1903	94	2668
Shortstop	.977	1272	2019	3607	131	5757

Rodriguez's Home Run Chart

MULTI-HOMER GAMES: 59. **TWO-HOMER GAMES:** 55, last on 5/17/11 at Tampa Bay. **THREE-HOMER GAMES:** 4, last on 8/14/10 at Kansas City. **GRAND SLAMS:** 22, last on 4/23/11 at Baltimore (Josh Rupe). **PINCH-HIT HR:** None. **INSIDE-THE-PARK HR:** None. **WALK-OFF HR:** 9 (six as a Yankee), last on 8/7/09 vs. Boston (Junichi Tazawa). **LEADOFF HR:** None.

Rodriguez's Postseason Home Run Chart

Multi-Home Run Games: None; **Two-Homer Games:** None; **Grand Slams:** None; **Pinch-Hit Home Runs:** None; **Inside-The-Park Home Runs:** None; **Walk-Off Home Runs:** None; **Leadoff:** None.



52 CC SABATHIA

LEFT-HANDED PITCHER • 6-7 • 290 • B/T: LEFT/LEFT • OPENING DAY AGE: 30

BIRTHDATE
July 21, 1980

BIRTHPLACE
Vallejo, Calif.

RESIDES
Alpine, N.J.

M.L. SERVICE
11 years

CAREER HIGHLIGHTS

A.L. Cy Young Award
- 2007

A.L. All-Star Team
- 2003, 2004, 2007, 2010, 2011

ALCS MVP
- 2009

STATUS

- Signed as a free agent to a seven-year contract on December 18, 2008…contract extends through the 2015 season.

POSTSEASON NOTES

- Will be taking part in his fifth straight postseason…is 5-4 with a 4.40 ERA (61.1IP, 30ER) in 10 career postseason starts.
- Has made seven career Game 1 starts in the postseason, tying him with three other players for the fourth-most all time, trailing only Greg Maddux (11), Whitey Ford (8) and Roger Clemens (8).
- As a Yankee in the postseason (since 2009), is 5-1 with a 3.10 ERA (52.1IP, 18ER) in eight starts…in home games at Yankee Stadium over the span, is 3-1 with a 1.95 ERA (27.2IP, 6ER) in 4GS…has never allowed more than 2R in a home postseason start.
- Made five postseason starts for the World Champion Yankees in 2009, going 3-1 with a 1.98 ERA (36.1IP, 28H, 9R, 8ER, 9BB, 32K, 4HR, 1HP) and limiting opponents to 3ER or less in each outing…started Game 1 in all three rounds…earned 2009 ALCS MVP after winning both starts with a 1.13 combined ERA (16.0IP, 2ER)…won his Yankees postseason debut on 10/7 in Game 1 of the ALDS vs. Minnesota (6.2IP, 8H, 2R, 1ER, 0BB, 8K, 1HP)…became the third African-American Yankees pitcher to start a World Series game, joining Dock Ellis and Al Downing…became the seventh Yankee to record three-or-more wins in a single postseason, joining Andy Pettitte (2003 and '09), Mike Stanton (2000), Orlando Hernandez (1999 and 2000), David Wells (1998), Dave Righetti (1981) and Sparky Lyle (1977).
- Made two 2009 postseason starts on three days' rest (World Series Game 4 at Philadelphia and ALCS Game 4 at Los Angeles-AL), going 1-0 with a 2.45 ERA (14.2IP, 4ER)…made one other career postseason start on three-days' rest, taking the loss in the 2008 NLDS Game 2 w/ Milwaukee vs. Philadelphia (3.2IP, 5ER).
- Won his first career postseason start in ALDS Game 3 on 10/13/01 vs. Seattle (w/ Cleveland)…at the time, was the second-youngest pitcher to win a Division Series game behind only Fernando Valenzuela (defeated Houston in 1981)…also became the third-youngest pitcher in Division Series history (youngest in ALDS history) to start a game behind Valenzuela (1981, 20 years, 339 days) and Rick Ankiel (2000, 21 years, 77 days).

BESTS & STREAKS

2011 Highs and Streaks

Low hit CG	4 - vs. TB, 7/10/11
IP (start)	9.0 - 2 times Last: vs. TB, 7/10/11
IP (relief)	N/A
Hits	10 - 6 times Last: at TOR, 9/16/11
Runs	7 - at BOS, 8/6/11
BB	4 - 5 times Last: at TOR, 9/16/11
SO	14 - vs. SEA, 7/26/11
HR	5 - vs. TB, 8/12/11
Winning Streak	7g - 6/14-7/16/11
Losing Streak	2g - 8/6-8/12/11

Career Highs and Streaks

Low hit CG	1 - at PIT, 8/31/08
IP (start)	9.0 - 25 times Last: vs. TB, 7/10/11
IP (relief)	N/A
Hits	13 - at MIN, 7/15/06
Runs	9 - 5 times Last: at TB, 10/2/09
BB	6 - 3 times Last: at OAK, 4/22/10
SO	14 - vs. SEA, 7/26/11
HR	5 - vs. TB, 8/12/11
Winning Streak	12g - 6/10-8/31/08
Losing Streak	5g - 7/6-30/05

CAREER NOTES

- Since his debut in 2001, has a 176-96 (.647) record with a 3.51 ERA in 355 starts, marking the most wins in the Majors over the stretch…is second in IP (2,364.1) and strikeouts (2,017), tied for second in shutouts (12), and third in complete games (33) and starts (355) over the span.

- Among all active Major League pitchers, is third in strikeouts, tied for third in complete games and shutouts, fourth in wins (Tim Wakefield-200, Roy Halladay-188, Tim Hudson-176), sixth in ERA (min: 1,500.0IP), and ninth in IP and starts…among active lefthanders, is first in wins and strikeouts, second in IP, and third in winning percentage (min: 100 decisions), ERA (min: 1,000.0IP) and starts.
- Has gone 95-40 (.704) with a 3.09 ERA over the last five seasons (2007-11), leading the Majors in wins, winning percentage (min: 50 decisions), and innings pitched (1199.0), tying for second in strikeouts (1,084) and ranking third in shutouts (8).
- Has won 19, 21, and 19 games, respectively, from 2009-11…is the first Major Leaguer to win at least 19 games in three straight years since Randy Johnson (2000-02) and the first American Leaguer since Dave Stewart won 20 games in each season from 1987-90 (credit: *Elias*)…is just the fourth Yankee with at least 19 wins in three-or-more straight years, joining Vic Raschi (4 straight years, 1948-51); Red Ruffing (4, 1936-39); and Jack Chesboro (4, 1903-06 in the first four seasons the franchise was based in New York)…joins Chesboro as the second to accomplish the feat in his first three years with the club.

SABATHIA'S 2011 PITCHING LINES

(Team was 22-11 in his starts. Received support of 5.95/R per 9.0IP)

Date/Opp	Score	W/L	IP	H	R	ER	HR	BB	K	NP/K	ERA	Left game
3/31 vs. DET	6-3	--	6.0	6	3	2	0	2	7	106-70	3.00	Tied 3-3
4/5 vs. MIN	4-5 (10)	--	7.0	2	0	0	0	1	6	104-67	1.38	Leading 4-0
4/10 at BOS	0-4	L	5.2	9	1	1	0	**4**	4	118-69	1.45	Trailing 1-0
4/17 vs. TEX	6-5	--	6.1	8	4	4	1	2	6	112-73	2.52	Leading 5-4
4/23 at BAL	15-3	W	8.0	6	3	3	1	1	7	103-76	2.73	Leading 15-3
4/28 vs. CWS	12-3	W	7.0	7	3	0	0	1	6	100-65	2.25	Leading 12-3
5/3 at DET	2-4	L	7.0	**10**	4	4	0	3	6	119-76	2.68	Trailing 2-4
5/8 at TEX*	12-5	W	6.0	5	5	3	0	**4**	2	109-64	2.89	Leading 6-5
5/14 vs. BOS*	0-6	L	6.2	7	6	6	1	3	6	116-66	3.47	Trailing 6-0
5/19 at BAL	13-2	W	8.0	7	0	0	0	0	9	109-**84**	3.06	Leading 13-0
5/24 vs. TOR*	5-4 (CG)	W	**9.0**	8	4	4	0	1	3	103-77	3.17	Leading 5-4
5/29 at SEA*	7-1	W	8.0	5	1	1	1	3	5	118-77	2.98	Leading 7-1
6/4 at LAA*	3-2	W	8.2	8	2	1	0	1	3	107-73	2.80	Leading 3-2
6/9 vs. BOS*	3-8	L	6.2	8	6	6	0	2	5	108-70	3.15	Trailing 2-5
6/14 vs. TEX*	12-4	W	7.0	8	4	4	0	0	6	109-72	3.28	Leading 12-4
6/19 at CHC	10-4	W	7.0	8	4	4	1	1	3	89-62	3.39	Leading 7-4
6/25 vs. COL*	8-3	W	8.0	7	1	1	0	1	9	103-74	3.25	Leading 8-1
6/30 vs. MIL	5-0	W	7.2	6	0	0	0	2	13	118-77	3.05	Leading 4-0
7/5 at CLE*	9-2	W	7.0	5	0	0	0	2	11	100-69	2.90	Leading 9-0
7/10 vs. TB	1-0 (CG)	W	**9.0**	4	0	0	0	1	9	113-79	2.72	Leading 1-0
7/16 at TOR*	4-1	W	8.0	3	1	1	0	3	8	110-74	2.64	Leading 4-1
7/21 at TB	1-2 (CG)	L	8.0	5	2	2	1	**4**	8	113-75	2.62	Trailing 1-2
7/26 vs. SEA	4-1	W	7.0	1	1	1	0	3	**14**	102-72	2.56	Leading 3-0
8/1 vs. CWS	3-2	W	8.0	**10**	2	2	1	0	6	104-78	2.55	Leading 3-2
8/6 at BOS	4-10	L	6.0	9	**7**	**7**	1	1	6	94-62	2.81	Trailing 7-3
8/12 vs. TB	1-5	L	8.0	**10**	5	5	**5**	0	7	106-73	2.93	Trailing 5-1
8/18 at MIN*	8-4	W	7.0	**10**	4	3	0	1	9	106-74	2.96	Leading 6-4
8/24 at OAK*	4-6 (10)	ND	7.1	7	3	3	1	1	7	100-65	2.99	Tied 2-2
8/30 at BOS	5-2	W	6.0	**10**	2	2	1	2	10	**128**-81	2.99	Leading 5-2
9/4 vs. TOR	9-3	W	7.1	6	2	2	0	1	10	111-79	2.97	Leading 5-2
9/10 at LAA*	0-6	L	6.0	8	1	1	0	**4**	5	119-69	2.93	Trailing 1-0
9/16 at TOR*	4-5	ND	5.2	**10**	4	4	0	**4**	8	120-73	3.01	Tied 4-4
9/21 G2 vs. TB	4-2	ND	7.1	7	2	2	2	2	6	127-80	3.00	Tied 2-2
2011 Totals	**(33GS)**	**19-8**	**237.1**	**230**	**87**	**79**	**17**	**61**	**230**		**3.00**	

*start came after a Yankees loss / **Bold-season high** / (CG) complete game

- Is the first pitcher to win at least 19 games in each of his first three seasons with a team since Oakland's Ken Holtzman, Cleveland's Gaylord Perry and the Angels' Nolan Ryan each accomplished the feat from 1972-74.
- Has tossed at least 230.0IP in each of the last five seasons (2007-11)…since 1990, just two other pitchers have begun streaks as long as Sabathia's: Randy Johnson (1998-2002) and Kevin Brown (1996-2000)…is the first Yankees pitcher since Ed Figueroa (1976-78) and first Yankees left-handed pitcher since Fritz Peterson (1969-72) to record at least 230.0IP in three-or-more consecutive seasons.
- Recorded 40 wins from 2009-10 (19, 21) and again from 2010-11 (21, 19), marking the most by a Yankee over a two-season stretch since Tommy John's 43 wins in 1979 (21-9) and 1980 (22-9).
- Is the first pitcher to win least 17 games in five consecutive years (2007-11), since Randy Johnson accomplished the feat in six straight seasons from 1997-2002 (credit: *Elias*)…over the last 35 years, the only other pitchers to accomplish the feat are Greg Maddux (1997-2001) and Roger Clemens (7 straight seasons, 1986-92) according to the *Elias Sports Bureau*.
- Has recorded at least 11 wins in each of his first 11 seasons to begin his Major League career, marking the longest such streak among active pitchers.
- Is one of just seven pitchers in the Modern Era (since 1900) with a winning record in each of his first 11 seasons (2001-11) in the Majors (Tim Hudson with a 13-season streak from 1999-2011 is the only other active pitcher with such a streak).

- Has recorded at least 139K in each of his 11 Major League seasons, becoming just the third Major Leaguer in the Modern Era (since 1900) to record as many or more strikeouts in each season from the start of his career, joining Tom Seaver (1967-77) and Don Sutton (1966-76).
- Owns three seasons of at least 200K (209 in 2007, 251 in 2008 and 230 in 2011), trailing only Johan Santana among active LHPs and tying for the sixth-most among all active Major Leaguers.
- Had a 171-92 (.650) record before turning 31 on 7/21/11…according to *Elias*, prior to Sabathia, the last 10 pitchers to turn 31 with at least 167 career wins are all Hall of Famers…they are Bob Feller-1949 (192 wins), Hal Newhouser-1952 (191), Robin Roberts 1957-(189), Don Drysdale-1967 (185), Juan Marichal-1968 (170), Ferguson Jenkins-1974 (174), Tom Seaver-1975 (168), Jim Palmer-1976 (174), Catfish Hunter-1977 (202), and Bert Blyleven-1982 (167)…*Elias* also notes that, over the past 100 years (since 1912), only five other pitchers turned 31 years old with at least 170 wins and a .650 winning pct.: Christy Mathewson (282-130, .684 in 1911), Chief Bender (193-102, .654 in 1915), Grover Alexander (190-88, .683 in 1918), Juan Marichal (170, 77, .688 in 1968) and Jim Palmer (174-93, .652 in 1976).
- Owns a 41-12 career record with a 3.29 ERA (446.1IP, 163ER) in August…owns a 28-5 mark with a 2.69 ERA (301.1IP, 90R) over the last seven Augusts (2005-11), marking the most August-only wins over the stretch…is the only pitcher in the Majors with more than one five-win August since 2005 (2005: 5-0, '08: 5-0, '09: 5-0)…owns a 70-27 record with a 3.07 ERA (845.2IP, 288ER) in 122 career GS from Aug. 1 until the end of the regular season.
- Leads all active Major League pitchers under age 35 in K (2,017), under age 34 in wins (176) and under age 32 in innings pitched (2,364.1).
- With 355 career starts, owns the most career starts among active pitchers who have never made a relief appearance.
- Has 59 wins since joining the Yankees prior to the 2009 season, second behind Detroit's Justin Verlander (61) for most in the Majors over the span…over the same stretch, has compiled 60 starts of at least 7.0IP and 3ER-or-less, the third-most behind only Felix Hernandez (68) and Roy Halladay (63)…has posted a 3.18 ERA (705.0IP, 249ER) in 101GS since joining the Yankees, marking the second-best ERA among Yankees starters with at least 500.0 starting IP since George M. Steinbrenner became Principal Owner in 1973 (trailing only Rudy May-3.13 ERA).
- Went 59-23 (.720) in his first 100GS with the club…according to the *Elias Sports Bureau*, is tied for second all-time in wins by a Yankee within his first 100 games with the club (Jack Chesboro-63, Russ Ford-59)…marks the most wins through 100 starts as a Yankee since Ron Guidry went 62-19 in his first 100 starts in pinstripes…Elias also notes that his 618K through his first 100GS as Yankee were the third-most in franchise history behind David Cone (673) and Ron Guidry (660).
- Is 29-8 with a 2.99 ERA (361.0IP, 120ER) and a .228 opp. BA in 51 overall career starts at Yankee Stadium, including the postseason.
- Has won at least 12 games prior to the All-Star break in each of the last two seasons, going 13-4 in 2011 and 12-3 in 2010…is just the second Yankee in franchise history to win 12-or-more games prior to the All-Star break in consecutive seasons, joining Tommy John (13-4 in 1979 and12-3 in 1980).
- *Elias* also notes that Sabathia is the fifth Major Leaguer in the last 20 seasons to win 12-or-more games prior to the All-Star break in consecutive seasons, joining Jack McDowell (1992-93 w/Chi-AL), Curt Shilling (2001-02 w/Arizona), Mark Mulder (2003-04 w/Oakland) and Roy Halladay (2005-06 w/Toronto).

2011

- Was 19-8 (.704) with a 3.00 ERA (237.1IP, 79ER) and 230K in 33 starts with the Yankees in 2011, marking his third consecutive season with at least 19 wins…Sabathia's ERA to four decimals was 2.996, which the Elias Sports Bureau recognizes as a sub-3.00 ERA…marks his second career sub-3.00 single-season ERA (also 2008 -2.70 in 35 starts)…is just the third Yankee since 1980 with as-many-or-more IP and a sub-3.00 ERA (Andy Pettitte in 1997, 240.1IP, 2.88 ERA; and Melido Perez in 1992, 247.2IP, 2.87 ERA).
- Opponents batted .255 (230-for-902, 17HR); LH: .207 (51-for-246, 5HR); and RH: .273 (179-for-656,12HR)…left with a lead in 21 of 33 starts…the Yankees went 22-11 in his starts.
- Ranked among the leaders in wins (second in AL, tied for fourth in Majors), strikeouts (second in AL, fourth in Majors), winning pct. (fourth in AL, eighth in Majors), innings pitched (fourth in AL, tied for fourth in Majors), pitches per game (109.2 - fourth in AL, fifth in Majors), starts (tied for sixth in AL, tied for ninth in Majors), K/BB (3.77 - sixth in AL, 13th in Majors), run support (5.95 per game - seventh in AL and in Majors) and ERA (ninth in AL, 17th in Majors).
- Allowed just 12 extra-base hits to left-handed hitters in 2011 (6 doubles, 1triple, 5HR), including just two in his first 114AB against through 6/30 over his first 18GS (Ellsbury double and Gonzalez HR on 5/14 vs. Boston).
- Went 8-3 with a 3.07 ERA (117.1IP, 40ER) in 16 home starts…went 11-5 with a 2.93 ERA (120.0IP, 39ER) in 17 road starts, tying Roy Halladay for the Majors' second-most road wins (Justin Verlander-14).
- Made 14 starts following a Yankees loss, going 9-3 with a 3.41 ERA (108.1IP, 41ER).
- Recorded 230 strikeouts this season, marking the third-highest single-season total in franchise history (Ron Guidry-248 in 1978 and Jack Chesboro-239 in1904)…was the second-highest single-season total of Sabathia's career (251 in 2008).

- Had five double-digit strikeout games, marking the most by a Yankee since Mike Mussina had six in 2001.
- Tallied 237.1IP, marking the fourth-highest single-season total by a Yankee over the last 25 years (Melido Perez-247.1 in 1992; Andy Pettitte-240.1 in 1997 and Sabathia-237.2 in 2010).
- Went 18-4 with a 2.49 ERA (206.1IP, 57ER) against *all teams other than the Red Sox* in 2011…went 1-4 with a 6.39 ERA (31.0IP, 22ER) vs. Boston in 2011, marking his first time losing to a team four times in one season…is the first pitcher to record four losses vs. Boston in a single season since Baltimore's Rodrigo Lopez in 2006 (0-4, 5G, 3GS) and the first Yankee since Pat Dobson went 1-4 in five starts in 1975…his first three losses vs. Boston were to Josh Beckett, marking the first time one pitcher defeated him three times in a single season.
- Made his eighth career Opening Day start and third with the Yankees on 3/31 vs. Detroit (ND – 6.0IP, 3R, 2ER, 2BB, 7K)…became the 12th pitcher in franchise history to make at least three Opening Day starts (also 2009-10), the first since Roger Clemens made four (1999, 2001, '02, '03) and first lefty since Jimmy Key (1993-95)…became the fifth lefthander to make at least three Opening Day starts for the Yankees.
- Tossed 7.0 scoreless innings in the Yankees' 4/6 loss vs. Minnesota in his second start of the season…exited with a 4-0 lead before the Yankees lost 5-4 in 10 innings…marked the third straight season he held his opponent scoreless in his second outing of the year.
- Limited the opposition to 4ER total in his first three starts of the season (18.2IP) – a 1.45 ERA.
- Went winless over his first four starts of the season…marked the third time in his career he failed to record a win in his first four starts of a season: also 2003 – winless in first six; and 2008 – winless in first four…since 2000, the only pitcher to begin a season with a streak of four consecutive winless starts after winning at least 20 games the previous season was Bartolo Colon in 2006…according to *Elias*, Sabathia as the first Yankee to do so since Catfish Hunter in 1975….*Elias* also notes that he became the fifth pitcher in franchise history to go winless in his first four starts of a season with an ERA at or below 2.52: also Jack Warhop (1914), Whitey Ford (1966), Steve Barber (1968) and Joba Chamberlain (2008).
- Earned his first win of the season on 4/23 at Baltimore in a 15-3 Yankees victory…held the Orioles to 3ER in 8.0IP (6H, 1BB, 7K, 1HR).
- Made his 75th regular season start with the Yankees on 5/3 at Detroit, recording the loss…compiled a record of 42-17 in his first 75 starts with the Yankees, a .712 winning pct…marked the fourth-highest winning pct. by a Yankee during the Expansion Era (since 1961) in his first 75GS with the club, trailing David Cone (44-14, .759), Ron Guidry (45-16, .738) and Chien-Ming Wang (43-17, .717).
- Earned the win on 5/8 at Texas in a 12-5 Yankees victory on Mother's Day (6.0IP, 5H, 5R/3ER, 4BB, 2K)…made two errors, the first time in his career he committed two miscues the same game.
- Took the loss on 5/14 vs. Boston (6.2IP, 7H, 6ER, 3BB, 6K, 1HR), marking his first loss in five home starts vs. Boston as a Yankee…allowed a three-run HR to Adrian Gonzalez, marking just his second regular season HR allowed to a LHH at Yankee Stadium (also Baltimore's Luke Scott on 6/3/10).
- Tossed 8.0 scoreless innings on 5/19 at Baltimore in a 13-2 Yankees victory (7H, 0BB, 9K)…was his seventh straight win at Camden Yards, improving to 10-1 in his career at Baltimore.
- Recorded his 31st career complete game – and 24th complete-game win – on 5/24 vs. Toronto in a 5-4 Yankees "walk-off" win (9.0IP, 8H, 4ER, 1BB, 3K)…was his third CG win as a Yankee and first of the 9.0-inning variety at Yankee Stadium…retired his final 16 batters faced…became the first Yankees starter to earn a win in a "walk-off" since LHP Andy Pettitte on 7/17/02 vs. Detroit…was the first 9.0-inning CG by a Yankees starter since he last accomplished the feat on 5/8/09 at Baltimore, snapping a streak of 341 consecutive starts without a CG of at least 9.0 innings – the longest such stretch for any team in AL history (credit: *Elias*).
- Recorded the win on 6/4 at Los Angeles-AL…fell one out shy of a complete game, exiting with runner on base and a 3-2 lead (8.2IP, 8H, 2R, 1ER, 1BB, 3K)…Mariano Rivera entered and recorded the save, inducing a groundout on his first pitch.
- Tossed at least 8.0IP in four straight starts from 5/19-6/4, marking his longest such stretch as a Yankee and matching his career-high streak done twice: also 8/12-29/06 and 5/7-24/06 w/Cleveland…won each of those four starts, becoming the second Yankee over the last 25 years to win at least four straight games and throw at least 8.0IP in each, joining Andy Pettitte (five straight such starts in 1995).
- Won seven straight starts from 6/14-7/16, matching the second-longest consecutive-start winning streak of his career (also 8/5-9/7/05)…has had one longer such streak (eight wins from 6/3-7/11/10)… was the fourth-longest overall winning streak of his career.
- Tossed at least 7.0 innings while allowing 1ER or less in five straight starts from 6/25-7/15, joining Steve Kline (six consecutive starts from 7/18-8/10/72) in becoming the second pitcher in franchise history to record such a streak according to the *Elias Sports Bureau*.
- Struck out eight or more batters in seven straight starts from 6/25-7/26, marking the longest such stretch of his career.
- Allowed just 7ER over an eight-start stretch from 6/25-8/1, going 7-1 with a 1.01 ERA (62.2IP, 41H, 16BB, 78K, 2HR, .189 opp. BA)…pitched at least 7.0 innings and allowed two or fewer ER in each of those eight starts to become

the first Yankee with as long a streak since Steve Kline had nine consecutive in 1972.

- Became the Majors' first 10-game winner with a victory on 6/25 vs. Colorado…according to the *Elias Sports Bureau*, became the first Yankees pitcher to be first in the Majors to 10 wins in a season (tied or outright) since Tommy John in 1979…marked his 50th win as a Yankee, matching Chien-Ming Wang as the quickest to 50 wins as a Yankees starter over the last 30 years…according to *Elias*, at 50-19, became the fifth pitcher in the last 60 years with fewer than 20 losses at the time of their 50th win for the Yankees: also Whitey Ford, Ron Guidry, David Cone and Wang.
- Had three consecutive starts without allowing a run from 6/30-7/10, marking the Yankees' longest such streak since Mike Mussina from 9/19-29/02 (also 3GS).
- Tossed 7.2 scoreless IP on 6/30 vs. Milwaukee in a 5-0 Yankees shutout win (6H, 2BB, 13K – all swinging) to defeat his former team…tied his career high in strikeouts (also 9/14/07 w/ Cleveland vs. Kansas City), which he later surpassed on 7/26…marked the most strikeouts by a Yankee since Roger Clemens fanned 13 on 6/3/02 vs. Baltimore and the most by a Yankees LHP since David Wells had 13K on 9/1/98 vs. Oakland.
- Recorded 11K in his next start on 7/5 at Cleveland, marking the first time he had notched consecutive games of at least 11K each and just the second time in his career striking out 10-or-more batters in consecutive starts (also had a three-game streak w/ Cleveland from 6/15-27/08)…also held his opponent scoreless over the two starts, joining Ron Guidry (6/12/78 vs. Oakland-11K and 6/17/78 vs. California -18K) as the only two pitchers in franchise history to record two consecutive scoreless starts with at least 10K each, according to the *Elias Sports Bureau*…became the first Yankee with back-to-back games of 10-or-more strikeouts since Roger Clemens on 5/29/02 at Chicago-AL (11K) and 6/3/02 vs. Baltimore (13K).

YANKEES WITH THREE-OR-MORE CONSECUTIVE SEASONS WITH AT LEAST 19 WINS (ALL-TIME)

Player	Years	Wins	Yrs. of NYY Career
CC SABATHIA	**(3) 2009-11**	**19, 21, 19**	**1-3**
Vic Raschi	(4) 1948-51	19, 21, 21, 21	3-6
Red Ruffing	(4) 1936-39	20, 20, 21, 21	7-10
Jack Chesbro	(4) 1903-06	21, 41, 19, 23	1-4

YANKEES SINGLE-SEASON INNINGS PITCHED (Last 25 years – since 1987)

Player	IP	Year
1. Melido Perez	247.2	1992
2. Andy Pettitte	240.1	1997
3. CC SABATHIA	**237.2**	**2010**
4. CC SABATHIA	**237.1**	**2011**
T5. Jimmy Key	236.2	1993
CC SABATHIA	**230.0**	**2009**

BEST WINNING PCT. NYY PITCHERS - ALL TIME (min. 75GS)

1.	Johnny Allen	.725 (50-19)
2	CC SABATHIA	.720 (59-23)
3.	Spud Chandler	.717 (109-43)
4.	David Wells	.708 (68-28)
5.	Vic Raschi	.706 (120-50)

LOWEST ERA NYY STARTERS - SINCE 1973 (min: 500.0 starting IP)

1.	Rudy May	3.13
2.	CC SABATHIA	3.18
3.	Ron Guidry	3.32
4.	Dave Righetti	3.32
5.	Doc Medich	3.36

MOST HR ALLOWED IN A SINGLE GAME NYY PITCHERS - ALL TIME Six times in Franchise History

CC SABATHIA	8/12/11 vs. TB
David Wells	7/4/03 vs. BOS
Jeff Weaver	7/21/02 vs. BOS
Ron Guidry	9/17/85 at DET
John Cumberland	5/24/70 at CLE (G2)
Joe Ostrowski	6/22/50 at CLE

- Tossed 9.0 scoreless IP in a 1-0 win on 7/10 vs. Tampa Bay, in recording his 12th career shutout and first in 2011 (4H, 1BB, 9K)…was his second career shutout as a Yankee (also 5/8/09 at Baltimore)…was the first complete-game shutout at home by a Yankee since Chien-Ming Wang on 7/28/06 vs. Tampa Bay in a 6-0 win…was the first such game by a Yankees LHP since David Wells on 4/10/03 vs. Minnesota in a 2-0 victory…according to the *Elias Sports Bureau*, became the first Yankee to pitch a complete game in a 1-0 win at home since Tommy John on 4/27/80 vs. Chicago-AL.
- Was named to the 2011 AL All-Star team on the Sunday before the All-Star Game, marking his fifth All-Star selection (2003-04, '07, '10) and second as a Yankee ('10-11)…was named as a replacement for Tampa Bay's James Shields, who was ineligible per the MLB rule preventing Sunday's starting pitchers from appearing in the ASG…even though Sabathia pitched on Sunday, he was the next-highest-ranking player on the "Player Ballot" and received the All-Star honor despite being ineligible to play in the game as well.
- With a 13-4 mark at the All-Star break, became the fifth Yankee to own the outright Major League lead in wins at the All-Star break: also Vic Raschi (13-3 in 1949), Bob Turley (12-3 in 1958), Whitey Ford (16-2 in 1961) and Ron Guidry (13-1 in 1978)…marked his most career wins at the All-Star break.
- Is one of seven Yankees to win at least 13 games prior to the All-Star break over the last 60 years (since 1952), joining Whitey Ford (16 in 1961 and 13 in '63), Mel Stottlemyre (14, 1969), Ron Guidry (13, 1978), Tommy John (13, 1979) Jimmy Key (13 in 1994) and Andy Pettitte (13, 1996).
- Had a career-long 23.2-inning scoreless streak snapped in the first inning of his 7/16 win at Toronto…according to the *Elias Sports Bureau*, had surpassed his previous-high 22.0-inning scoreless stretch from 6/5-15/07…Elias also notes that his scoreless stretch was the longest by a Yankees starter since Tom Underwood in May 1980 (24.2IP).

- Took the loss and had his seven-start winning streak snapped on his 31st birthday on 7/21 (8.0IP, 5H, 2ER, 4BB/1IBB, 8K, 1HR)…allowed a first inning solo-home run to Evan Longoria, snapping a season-long streak of 36.2IP without allowing a home run.
- Recorded a career-high 14K and allowed just 1H on 7/26 vs. Seattle (7.0IP, 1H, 1ER, 3BB)…retired his first 19 batters faced before allowing a one-out single to Brendan Ryan in the seventh inning…marked his longest career stretch of being perfect from the start of a game…allowed just one baserunner through 7.0IP before walking three straight batters to start the eighth inning (Smoak, Gutierrez, Carp) and being removed from the game…marked the most single-game strikeouts by a Yankee since David Cone fanned 14 batters on 6/7/98 vs. Florida…marked the most strikeouts by a Yankees LHP since David Wells struck out 16 on 07/30/97 vs. Oakland…struck out seven consecutive batters beginning with the first out of the fourth inning, marking the longest such stretch by a Yankee since Ron Davis tied the still-standing AL record with eight consecutive strikeouts on 5/4/81 at California…according to the *Elias Sports Bureau*, just four other LHP in the Live Ball Era (since 1920) have allowed 1H or less with at least 14K: Randy Johnson had six such games, while Steve Carlton (1972), Sandy Koufax (1965) and Warren Spahn (1960) also accomplished the feat…the only other Yankee – regular-season or postseason – is Roger Clemens, who had 15K and allowed one hit at Seattle in Game 4 of the 2000 ALCS…marked the first time in Major League history that the outright Major League leader in wins started against a team with a losing streak of 15-or-more games.
- Was named the "AL Pitcher of the Month" for July by MLB after compiling a 4-1 record with a 0.92 ERA (39.0IP, 18H, 4ER, 13BB, 50K, 1HR, 2CG) in 5GS…was his second "Pitcher of the Month" Award (also won in Aug. 2009).
- Allowed season-highs with 7R and 7ER in taking the loss on 8/6 at Boston in a 10-4 Yankees defeat (6.0IP, 9H, 1BB, 6K, 1HR).
- Allowed a career high 5HR (all solo) on 8/12 vs. Tampa Bay after never previously allowing more than 3HR in any game…marked the first time any pitcher had allowed 5HR at the current Yankee Stadium…tied the Yankees franchise record for most HR allowed in a single game (sixth time – first since David Wells on 7/4/03 vs. Boston)…is the only one to only allow solo HR…allowed three solo HRs in the third inning (Kotchman and Shoppach back-to-back, and Damon), marking the second time in his career allowing 3HR in a single inning (also 5/1/07 vs. Toronto, 1st inning, Alex Rios/Troy Glaus /Aaron Hill)…the back-to-back HRs surrendered were his first since 5/13/10 at Detroit (Miguel Cabrera/Brennan Boesch)…allowed 2HR to LH batters (Kotchman and Damon), matching his single-game career high (fourth time, first since 3/31/08 w/ Cleveland vs. Chicago-AL – Thome-2HR).
- His consecutive defeats on 8/6 at Boston and 8/12 vs. Tampa Bay marked just the third time losing consecutive starts since joining the Yankees prior to the 2009 season (also 7/27/10 at Cleveland and 8/1/10 at Tampa Bay; and 4/27/09 at Detroit and 5/2/09 vs. Los Angeles-AL).
- Made his 350th career start (at age 31 years, 34 days) on 8/24 vs. Oakland, allowing 3ER in 7.1IP (7H, 1BB, 7K, 1HR) in a no-decision… became the youngest pitcher to reach the milestone since Vida Blue in 1980 (31 y, 5 d) according to the *Elias Sports Bureau*…*Elias* also notes that only six pitchers who debuted in the last 100 years had as many wins and as high a winning pct as Sabathia (174-95, .647) over their first 350 starts: Whitey Ford (192-72, .727); Lefty Grove (214-92, .699); Pedro Martinez (185-80, .698); Juan Marichal (198-97, .671); Randy Johnson (175-93, .653) and Roger Clemens (182-99, .648)
- Defeated the Red Sox for the first time in five 2011 starts on 8/30 at Boston, allowing 2ER in 6.0IP (10H, 2BB, 10K, 1HR, 1HP)…tossed 128 pitches, matching the second-highest total of his career (130 on 8/18/08 w/ Milwaukee vs. Houston and 128 on 8/16/04 w/ Cleveland at Texas)…were the most by a Yankee since Randy Johnson threw 129 pitches on 7/19/06 vs. Seattle…*Elias* notes he was the first pitcher to win a game lasting six or fewer innings while throwing as many or more pitches since the Mets' Al Leiter on 5/27/03 at Philadelphia (6.0IP, 136 pit.)…was the first Yankee to allow 10-or-more hits and strike out 10-or-more batters while recording a win since Ron Guidry on 6/4/84 vs. Boston (10H, 10K, 8-3 win).

YANKEES SINGLE-SEASON STRIKEOUTS

Player	K	Year
1. Ron Guidry	.248	1978
2. Jack Chesboro	.239	1904
3. CC SABATHIA	.230	2011
4. David Cone	.222	1997
5. Melido Perez	.218	1992

BIRTHDAY BOY

LHP CC Sabathia celebrated his 31st birthday on July 21 with 171 wins and a .650 winning pct…according to the *Elias Sports Bureau*, over the past 100 years (since 1911), only five other pitchers turned 31 years old with at least 170 wins and a .650 winning pct.

Christy Mathewson ..... (282-130, .684 in 1911)
Chief Bender ..... (193-102, .654 in 1915)
Grover Alexander ..... (190-88, .683 in 1918)
Juan Marichal ..... (170, 77, .688 in 1968)
Jim Palmer ..... (174-93, .652 in 1976)

SINCE THE START OF HIS CAREER (2001-11)

WINS

1.	**CC SABATHIA**	**176**
2.	Roy Halladay	175
3.	Roy Oswalt	159
4.	Mark Beuhrle	157
5.	Derek Lowe	151

INNINGS PITCHED

1.	Mark Beuhrle	2,425.1
2.	**CC SABATHIA**	**2,364.1**
3.	Livan Hernandez	2,348.1
4.	Roy Halladay	2,300.0
5.	Javier Vazquez	2,2951

STRIKEOUTS

1.	Javier Vazquez	2,088
2.	**CC SABATHIA**	**2,017**
3.	Randy Johnson	1,835
4.	Johan Santana	1,813
5.	Roy Halladay	1,795

COMPLETE GAMES

1.	Roy Halladay	64
2.	Livan Hernandez	34
3.	**CC SABATHIA**	**33**
4.	Mark Buehrle	27
5.	Cliff Lee	26

CC SABATHIA

- Made his 100th start and appearance as a Yankee on 9/16 at Toronto, recording a no-decision (5.2IP, 4ER).
- Was denied his 20th win in his final three starts of the season (9/10 at Los Angeles, 9/16 at Toronto and 9/21 vs. Tampa Bay), going 0-1 despite allowing just 7ER over 19.0IP (3.32 ERA).
- Threw 4.0 simulated innings (65 pitches) on 9/25 prior to the Yankees' doubleheader vs. Boston.
- Made four spring starts against Major League opponents, going 1-0 with a 3.31 ERA (16.1IP, 6ER)…also made two unofficial outings, tossing 6.1 scoreless innings in a simulated game on 3/15 and another 3.0 scoreless IP vs. Pittsburgh's Triple-A squad on 3/26 in his final spring appearance.
- Was named the Yankees' nominee for the 2011 Roberto Clemente Award, given annually to the player who best represents the game of baseball through positive contributions on and off the field, including sportsmanship and community involvement…threw out the ceremonial first pitch on 6/1 as part of the North Vallejo Little League Spring Classic…Sabathia underwrote the rebuilding of North Vallejo Little League's Thurmon Field through his PitCCh In Foundation.
- Tossed at least 120 pitches in 3 of his final 5 starts.

Sabathia's Career Pitching Record

Year	Club	W	L	ERA	G	GS	CG	SHO	SV	IP	H	R	ER	HR	HP	BB	SO	WP	BK
1998	Burlington	1	0	4.50	5	5	0	0	0	18.0	20	14	9	1	1	8	35	1	1
1999	Mahoning Valley	0	0	1.83	6	6	0	0	0	19.2	9	5	4	0	0	12	27	0	0
	Columbus	2	0	1.08	3	3	0	0	0	16.2	8	2	2	1	1	5	20	1	0
	Kinston	3	3	5.34	7	7	0	0	0	32.0	30	22	19	3	1	19	29	6	0
2000	Kinston	3	2	3.54	10	10	2	2	0	56.0	48	23	22	4	2	24	69	2	1
	Akron	3	7	3.59	17	17	0	0	0	90.1	75	41	36	6	7	48	90	2	1
2001	CLEVELAND	17	5	4.39	33	33	0	0	0	180.1	149	93	88	19	7	95	171	7	3
2002	CLEVELAND	13	11	4.37	33	33	2	0	0	210.0	198	109	102	17	1	88	149	6	*3
2003	CLEVELAND	13	9	3.60	30	30	2	1	0	197.2	190	85	79	19	6	66	141	4	2
2004	CLEVELAND	11	10	4.12	30	30	1	1	0	188.0	176	90	86	20	7	72	139	1	1
2005	Akron	0	1	1.00	2	2	0	0	0	9.0	4	3	1	0	1	2	9	1	0
	CLEVELAND - a	15	10	4.03	31	31	1	0	0	196.2	185	92	88	19	7	62	161	7	0
2006	CLEVELAND - b	12	11	3.22	28	28	*6	*2	0	192.2	182	83	69	17	7	44	172	3	0
	Buffalo	1	0	1.80	1	1	0	0	0	5.0	6	2	1	0	0	1	5	1	0
2007	CLEVELAND	19	7	3.21	34	*34	4	1	0	*241.0	238	94	86	20	8	37	209	1	0
2008	CLEVELAND	6	8	3.83	18	18	3	2	0	122.1	117	54	52	13	3	34	123	1	2
	MILWAUKEE - c	11	2	1.65	17	17	*7	#3	0	130.2	106	31	24	6	4	25	128	1	0
2009	YANKEES - d	#19	8	3.37	34	34	2	1	0	230.0	197	96	86	18	9	67	197	5	0
2010	YANKEES	*21	7	3.18	34	#34	2	0	0	237.2	209	92	84	20	7	74	197	8	1
2011	YANKEES	19	8	3.00	33	33	3	1	0	237.1	230	87	79	17	7	61	230	2	1
Minor League Totals		**13**	**13**	**3.43**	**51**	**51**	**2**	**2**	**0**	**246.2**	**200**	**112**	**94**	**15**	**13**	**119**	**284**	**14**	**3**
AL Totals		**165**	**94**	**3.62**	**338**	**338**	**26**	**9**	**0**	**2233.2**	**2071**	**975**	**899**	**199**	**69**	**700**	**1889**	**45**	**13**
NL Totals		**11**	**2**	**1.65**	**17**	**17**	**7**	**3**	**0**	**130.2**	**106**	**31**	**24**	**6**	**4**	**25**	**128**	**1**	**0**
Major League Totals		**176**	**96**	**3.51**	**355**	**355**	**33**	**12**	**0**	**2364.1**	**2177**	**1006**	**923**	**205**	**73**	**725**	**2017**	**46**	**13**
NYY Total		**59**	**23**	**3.18**	**101**	**101**	**7**	**2**	**0**	**705.0**	**636**	**275**	**249**	**55**	**23**	**202**	**624**	**15**	**2**

* League leader # Tied for league lead

Selected by Cleveland in the first round (20th overall) of the 1998 First-Year Player Draft.

a – Placed on the 15-day disabled list from March 25 – April 15, 2005 with a right oblique strain.
b – Placed on the 15-day disabled list from April 3 – May 2, 2006 with a right oblique strain.
c – Acquired by Milwaukee from Cleveland on July 7, 2008 in exchange for OF Matt LaPorta, LHP Zach Jackson, RHP Rob Bryson and a player to be named later.
d – Signed by the Yankees as a free agent on December 18, 2008.

Sabathia's Division Series Record

Year	Club vs. Opp.	W	L	ERA	G	GS	CG	SHO	SV	IP	H	R	ER	HR	HP	BB	SO	WP	BK
2001	CLE vs. SEA	1	0	3.00	1	1	0	0	0	6.0	6	2	2	0	0	5	5	0	0
2007	CLE vs. NYY	1	0	5.40	1	1	0	0	0	5.0	4	3	3	2	0	6	5	0	0
2008	MIL vs. PHI	0	1	12.27	1	1	0	0	0	3.2	6	5	5	1	0	4	5	0	0
2009	NYY vs. MIN	1	0	1.35	1	1	0	0	0	6.2	8	2	1	0	1	0	8	1	0
2010	NYY vs. MIN	1	0	4.50	1	1	0	0	0	6.0	5	4	3	1	1	3	5	0	0
Division Series Totals		**4**	**1**	**4.61**	**5**	**5**	**0**	**0**	**0**	**27.1**	**29**	**16**	**14**	**4**	**2**	**18**	**28**	**1**	**0**

Sabathia's League Championship Series Record

Year	Club vs. Opp.	W	L	ERA	G	GS	CG	SHO	SV	IP	H	R	ER	HR	HP	BB	SO	WP	BK
2007	CLE vs. BOS	0	2	10.45	2	2	0	0	0	10.1	17	12	12	1	3	7	9	1	0
2009	NYY vs. LAA	2	0	1.13	2	2	0	0	0	16.0	9	2	2	1	0	3	12	0	0
2010	NYY vs. TEX	1	0	6.30	2	2	0	0	0	10.0	17	7	7	2	0	4	10	1	1
LCS Totals		**3**	**2**	**5.20**	**6**	**6**	**0**	**0**	**0**	**36.1**	**43**	**21**	**21**	**4**	**3**	**14**	**31**	**2**	**1**

Sabathia's World Series Record

Year	Club vs. Opp.	W	L	ERA	G	GS	CG	SHO	SV	IP	H	R	ER	HR	HP	BB	SO	WP	BK
2009	NYY vs. PHI	0	1	3.29	2	2	0	0	0	13.2	11	5	5	3	0	6	12	0	0
World Series Totals		**0**	**1**	**3.29**	**2**	**2**	**0**	**0**	**0**	**13.2**	**11**	**5**	**5**	**3**	**0**	**6**	**12**	**0**	**0**
POSTSEASON TOTALS		**7**	**4**	**4.66**	**13**	**13**	**0**	**0**	**0**	**77.1**	**83**	**42**	**40**	**11**	**5**	**38**	**71**	**3**	**1**

Sabathia's All-Star Game Record

Year	Club, Site	W	L	ERA	G	GS	CG	SHO	SV	IP	H	R	ER	HR	HP	BB	SO	WP	BK
2003	CLE, Chicago-AL	Selected - Did Not Pitch																	
2004	CLE, Houston	0	0	27.00	1	0	0	0	0	1.0	4	3	3	0	0	0	0	0	0
2007	CLE, San Francisco	0	0	0.00	1	0	0	0	0	1.0	1	0	0	0	0	0	0	0	0
2010	NYY, Los Angeles-AL	Selected - Did Not Pitch																	
2011	NYY, Arizona	Selected - Did Not Pitch																	
All-Star Game Totals		**0**	**0**	**13.50**	**2**	**0**	**0**	**0**	**0**	**2.0**	**5**	**3**	**3**	**0**	**0**	**0**	**0**	**0**	**0**

Sabathia's Career Fielding Record

Position	PCT	G	PO	A	E	TC	DP
Pitcher	.949	355	38	239	15	292	19

29 RAFAEL SORIANO

RIGHT-HANDED PITCHER • 6-1 • 230 • B/T: RIGHT/RIGHT • OPENING DAY AGE: 31

BIRTHDATE
December 19, 1979

BIRTHPLACE
San Jose, D.R.

RESIDES
Andres Boca Chica, D.R.

M.L. SERVICE
9 years, 57 days

CAREER HIGHLIGHTS
***Sporting News* AL Rookie Pitcher of the Year**
- 2003

A.L. All-Star Team
- 2010

STATUS

- Signed by the Yankees as a free agent to a three-year contract on January 18, 2011…contract extends through the 2013 season.

POSTSEASON NOTES

- Made his postseason debut with Tampa Bay in their 2010 ALDS loss against Texas…appeared in all three games, allowing 3ER on 4H in 3.0IP.

CAREER NOTES

- Has limited opponents to a .190 batting average in his career as a reliever, the fourth-lowest mark among all active Major League relievers with at least 200.0IP.
- Has held right-handed batters to a .163 (138-for-848) batting average in his career, marking the fourth-highest such average among all active pitchers (min. 100 batters faced).
- Began his career as an outfielder in the Mariners organization, before converting to pitcher prior to the 1999 season… in eight career Major League starts, is 0-3 with a 5.10 ERA (42.1IP, 24ER)… in 334 career relief appearances, has gone 11-17 with 88 saves and a 2.45 ERA (352.2IP, 96ER).

BESTS & STREAKS

2011 Highs and Streaks

Low hit CG	N/A
IP (start)	N/A
IP (relief)	1 - 35 times Last: at TB, 9/27/11
Hits	3 - 3 times Last: at BAL, 9/8/11
Runs	4 - vs. MIN, 4/5/11
BB	3 - vs. MIN, 4/5/11
SO	3 - 2 times Last: 9/17/11
HR	1 - 4 times Last: at TB, 9/27/11
Winning Streak	1g - 2 times Last: 8/11/11
Losing Streak	2g - 8/24-9/27/11

Career Highs and Streaks

Low hit CG	N/A
IP (start)	7 - 2 times Last: vs. CHC, 6/9/02
IP (relief)	4.0 - vs. TEX, 7/25/03
Hits	8 - at SD, 6/15/02
Runs	5 - vs. CHC, 6/9/02
BB	3 - 3 times Last: vs. MIN, 4/5/11
SO	7 - vs. CHC, 6/9/02
HR	2 - 2 times Last: vs. CHC, 6/9/02
Winning Streak	3g - 7/5-8/29/03
Losing Streak	6g - 6/11-10/1/09

2011

- Was 2-3 with two saves and a 4.12 ERA in 42 relief appearances with the Yankees in 2011…opponents batted .229 (33-for-144, 4HR); LH .302 (19-for-63, 2HR), RH .173 (14-for-81, 2HR)…retired 31-of-42 first batters faced (73.8%)…prevented six-of-eight inherited runners from scoring (75.0%)…appeared in consecutive games seven times, three straight games once and four straight games twice (4/16-20 and 9/13/17)…the Yankees were 28-14 in games he appeared in.
- Tossed exactly 1.0 inning in 35 of his 42 relief outings (83.3%)…held opponents scoreless in 33 of his appearances (78.6%).
- Made his seventh career Opening Day roster and first with the Yankees…made his Yankees debut in 3/31 Opening Day win vs. Detroit, tossing a perfect eighth inning (1.0IP, 1K).
- Tied his career high in runs allowed in a game as a reliever in 4/5 loss vs. Minnesota (third time, also 8/2/07 vs. Houston and 9/19/09 vs. Philadelphia w/ Atlanta), allowing 1H and 4ER in 0.2IP (3BB, 1K)…the 3BB allowed tied a career high and were his most ever in a relief appearance (allowed 3BB twice as a starter - 5/25/02 vs. Baltimore and 6/27/02 vs. Oakland w/ Seattle).
- Earned his first win as a Yankee on 4/17 vs. Texas after tossing a scoreless eighth inning (1.0IP, 1H, 1K).

- Earned his first save as a Yankee in 4/20 win at Toronto, recording the final two outs of the game (0.2IP, 1BB)…was his fourth appearance in as many games.
- Allowed a go-ahead, two-run HR to Paul Konerko in the eighth inning on 4/26 vs. Chicago-AL, recording his first blown save and loss of the season (1.0IP, 2H, 2ER, 1BB, 1K, 1HP, 1HR)…was his first blown save in a home game since 7/22/07 w/ Atlanta vs. St. Louis, snapping a stretch of 38 consecutive home save chances converted.
- Underwent a precautionary MRI on 5/11, revealing mild right elbow inflammation and was placed on the 15-day D.L. from 5/17 (retroactive to 5/14)–7/29 (missed 63 team games)…was transferred to the 60-day D.L. on 6/15….in four combined rehab outings from 7/19-25 (2G with Single-A Tampa and 2G with Triple-A Scranton/WB), allowed 5H and 4ER in 4.1IP (0BB, 3K, 2HR).
- Following his D.L. stint, went 1-2 with one save and a 3.33 ERA (24.1IP, 9ER)…allowed 18H and 7BB with 26K while working mostly in the seventh inning.
- Made his first appearance since coming off the D.L.—and first since 5/13 vs. Boston—in 7/30 Game 2 win vs. Baltimore, tossing a perfect ninth (1.0IP, 2K).
- Entered 8/10 win vs. Los Angeles-AL with the bases loaded and no outs in the seventh inning and got out of the inning on four pitches, while allowing just one inherited runner to score (1.0IP)…induced a 6-6-3 double play on his first batter faced (Bourjos) with his second pitch and a flyout to left field (Mathis) on his fourth pitch.
- Allowed a three-run HR to Coco Crisp on 8/24 vs. Oakland to record his second loss (1.0IP, 3H, 3ER, 1K).
- Did not allow a run over an eight-appearance stretch from 9/11-25, allowing just 5H in 8.0IP (0BB, 12K)…struck out seven consecutive batters from 9/14-17.
- Recorded his second save of the season in 9/21 Game 2 win vs. Tampa Bay, tossing a scoreless ninth (1.0IP, 1H, 1K).
- Made his final appearance of the season in 9/27 loss at Tampa Bay, allowing three-run HR to Joyce in the seventh to suffer his third loss and third blown save (1.0IP, 1H, 3ER, 2BB, 1K)…was his only HR allowed on the road in 2011.
- Was 1-0 with a 3.18 ERA (5.2IP, 6H, 3R, 2ER, 0BB, 7K) in seven spring training relief appearances.

Soriano's Career Pitching Record

Year	Club	W	L	ERA	G	GS	CG	SHO	SV	IP	H	R	ER	HR	HP	BB	SO	WP	BK
1999	Everett	5	4	3.11	14	14	0	0	0	75.1	56	34	26	8	4	49	83	2	0
2000	Wisconsin	8	4	2.87	21	21	1	0	0	122.1	97	41	39	3	12	50	90	5	2
2001	San Bernardino	6	3	2.53	15	15	2	1	0	89.0	49	28	25	4	4	39	98	2	0
	San Antonio	2	2	3.35	8	8	0	0	0	48.1	34	18	18	5	2	14	53	2	1
2002	San Antonio	2	3	2.31	10	8	0	0	0	46.2	32	13	12	6	1	15	52	0	0
	SEATTLE - a	0	3	4.56	10	8	0	0	1	47.1	45	25	24	8	0	16	32	2	0
2003	Tacoma	4	3	3.19	11	10	0	0	0	62.0	43	24	22	2	4	12	63	0	1
	SEATTLE	3	0	1.53	40	0	0	0	1	53.0	30	9	9	2	3	12	68	0	0
2004	SEATTLE - b	0	3	13.50	6	0	0	0	0	3.1	9	6	5	0	0	3	3	0	0
	Inland Empire	0	0	2.25	2	2	0	0	0	8.0	7	3	2	1	0	1	9	0	0
	San Antonio	1	0	1.13	2	1	0	0	0	8.0	4	1	1	1	0	0	10	0	0
	Tacoma	0	0	2.45	3	3	0	0	0	3.2	2	1	1	1	0	2	5	0	0
2005	Everett	0	0	3.00	4	4	0	0	0	6.0	6	3	2	0	1	2	8	0	1
	Inland Empire	0	0	0.00	3	3	0	0	0	4.0	2	0	0	0	0	0	5	0	0
	San Antonio	0	0	0.00	1	1	0	0	0	1.0	0	0	0	0	1	0	0	0	0
	Tacoma	1	0	0.00	5	0	0	0	0	5.1	3	0	0	0	0	1	11	0	0
	SEATTLE - c	0	0	2.45	7	0	0	0	0	7.1	6	2	2	0	1	1	9	0	0
2006	SEATTLE - d	1	2	2.25	53	0	0	0	2	60.0	44	15	15	6	2	21	65	2	0
2007	ATLANTA - e	3	3	3.00	71	0	0	0	9	72.0	47	26	24	12	2	15	70	0	0
2008	ATLANTA - f,g,h	0	1	2.57	14	0	0	0	3	14.0	7	5	4	1	1	9	16	1	0
	Mississippi	0	0	0.00	2	1	0	0	0	2.0	1	0	0	0	0	1	2	0	0
	DSL Braves	0	1	0.00	2	2	0	0	0	2.0	3	1	0	0	0	0	2	1	0
2009	ATLANTA	1	6	2.97	77	0	0	0	27	75.2	53	25	25	6	1	27	102	0	0
2010	TAMPA BAY - i	3	2	1.73	64	0	0	0	*45	62.1	36	14	12	4	1	14	57	0	0
2011	YANKEES - k	2	3	4.12	42	0	0	0	2	39.1	33	18	18	4	1	18	36	0	0
	Tampa	0	1	11.57	2	2	0	0	0	2.1	4	3	3	1	0	0	1	0	0
	Scranton/WB	1	0	4.50	2	0	0	0	0	2.0	1	1	1	1	0	0	2	0	0
Minor League Totals		**30**	**21**	**2.80**	**107**	**95**	**3**	**1**	**0**	**488.0**	**344**	**171**	**152**	**33**	**29**	**186**	**494**	**12**	**5**
AL Totals		**9**	**13**	**2.81**	**222**	**8**	**0**	**0**	**51**	**272.2**	**203**	**89**	**85**	**24**	**8**	**85**	**270**	**4**	**0**
NL Totals		**4**	**10**	**2.95**	**162**	**0**	**0**	**0**	**39**	**161.2**	**107**	**56**	**53**	**19**	**4**	**51**	**188**	**1**	**0**
Major League Totals		**13**	**23**	**2.86**	**384**	**8**	**0**	**0**	**90**	**434.1**	**310**	**145**	**138**	**43**	**12**	**136**	**458**	**5**	**0**

*Denotes league leader

Signed by Seattle as a non-drafted free agent, August 30, 1996…signed by Ramon de los Santos

a – Placed on the 15-day disabled list with a right shoulder strain from July 10 - August 2, 2002
b – Placed on the 15-day disabled list for right elbow surgery on May 11, 2004 through the end of the season…transferred to the 60-day disabled list on September 1, 2004.
c – Placed on the 60-day disabled list to recover from right elbow surgery from April 1 - September 1, 2005.
d – Placed on the 15-day disabled list with right shoulder fatigue from July 29 - August 4, 2006.
e – Acquired by the Atlanta Braves from the Seattle Mariners in exchange for LHP Horacio Rameriez, December, 7, 2006.
f – Placed on the 15-day disabled list for right elbow tendinitis from April 9 - May 28, 2008.
g – Placed on the 15-day disabled list with right elbow inflammation from June 6 - July 21, 2008.
h – Placed on the 15-day disabled list with right elbow inflammation on August 4, 2008…transferred to the 60-day disabled list from September 2 - November 3, 2008 with right elbow inflammation.
i – Acquired by the Tampa Bay Rays from the Atlanta Braves in exchange for RHP Jesse Chavez, December 11, 2009.
j – Signed by the Yankees as a free agent on January 18, 2011.
k – Placed on the 15-day disabled list on May 17, 2011 (retroactive to May 14) for a sore right elbow…transferred to the 60-day disabled list from June 15-July 28, 2011 with a sore right elbow.

Soriano's Career Batting Record

Year	Club	AVG	G	AB	R	H	2B	3B	HR	RBI	BB	SO	SB	CS	SF	SAC	HBP
2010	TAMPA BAY	Did Not Bat															
Major League Totals		**.000**	**342**	**4**	**0**	**0**	**0**	**0**	**0**	**0**	**0**	**1**	**0**	**0**	**0**	**0**	**0**

Soriano's Division Series Record

Year	Club vs. Opp.	W	L	ERA	G	GS	CG	SHO	SV	IP	H	R	ER	HR	HP	BB	SO	WP	BK
2010	TB vs. TEX	0	0	9.00	3	3	0	0	1	3.0	4	3	3	2	0	0	1	0	0
Division Series Totals		**0**	**0**	**9.00**	**3**	**3**	**0**	**0**	**1**	**3.0**	**4**	**3**	**3**	**2**	**0**	**0**	**1**	**0**	**0**

Soriano's All-Star Game Record

All-Star Game		W	L	ERA	G	GS	CG	SHO	SV	IP	H	R	ER	HR	HP	BB	SO	WP	BK
2010	TB, Los Angeles-AL	0	0	0.00	1	0	0	0	0	1.0	0	0	0	0	0	0	0	0	0
All-Star Game Totals		**0**	**0**	**0.00**	**1**	**0**	**0**	**0**	**0**	**1.0**	**0**	**0**	**0**	**0**	**0**	**0**	**0**	**0**	**0**

Soriano's Career Fielding Record

Position	PCT	G	PO	A	E	TC	DP
Pitcher	.902	342	15	22	4	41	0

33 NICK SWISHER

OUTFIELDER/INFIELDER • 5-11 • 210 • B/T: SWITCH/LEFT • OPENING DAY AGE: 30

BIRTHDATE
November 25, 1980

BIRTHPLACE
Columbus, Ohio

RESIDES
Tampa, Fla.

M.L. SERVICE
7 years, 31 days

COLLEGE
Ohio State University

CAREER HIGHLIGHTS
A.L. All-Star Team
- 2010

STATUS

- Acquired by the Yankees along with RHP Kanekoa Texeira from the Chicago White Sox on November 13, 2008, in exchange for INF Wilson Betemit and RHPs Jeff Marquez and Jhonny Nunez…signed a five-year contract with a one-year club option on May 11, 2007 (w/ Oakland)…contract extends through the 2011 season, with a one-year club option for 2012.

POSTSEASON NOTES

- Hit his first career postseason homer in Game 3 of the 2009 World Series at Philadelphia…the Yankees were 4-0 when he scored a run during the 2010 postseason.

CAREER NOTES

- Is one of three American Leaguers to hit at least 20HR in each of the last seven seasons (2005-11), joining Paul Konerko and David Ortiz.
- His 127HR since 2007 are the third-most among Major League switch-hitters over the last five seasons, trailing only teammate Mark Teixeira (174) and Lance Berkman (133).
- Has homered from both sides of the plate 10 times in his career…according to SABR's David Vincent, the 10 career switch-hit homers trail only teammate Mark Teixeira (12) for the most among active players and are tied with Ken Caminiti, Tony Clark and Mickey Mantle for the fourth-most all-time behind Teixeira (12), Chili Davis (11) and Eddie Murray (11).

2011

- Hit .260 (137-for-526) with 81R, 30 doubles, 23HR, 85RBI and 95BB in 150 games (140 starts at RF, five at DH and three at 1B) with the Yankees in 2011…tied for fifth among Major League switch-hitters in home runs and ranked seventh in RBI.
- Batted .327 (52-for-159, 6HR) vs. left-handed pitching, compared to a .232 (85-for-367, 17HR) mark vs. righties…entered the season with a .260 (233-for-897) career batting average vs. LHP.
- Batted in each spot in the starting lineup from Nos. 1-8…14 of his 23HR in 2011 came from the sixth spot in the batting order.
- Recorded 18HR and 58RBI in 90 games from 6/14 through the end of the season…hit just 5HR with 27RBI over his first 60 games of the season (through 6/13).
- Had nine outfield assists, one shy of his career high set in 2010 (10).
- Made his seventh career Opening Day roster, third as a Yankee…was the only player to appear in every inning of the Yankees' first 26 games of the season (3/31-5/2).
- Collected his 500th career RBI in 4/8 loss at Boston, driving in Alex Rodriguez with a third-inning RBI groundout.

BESTS & STREAKS

2011 Highs and Streaks

Hits	3 - 7 times Last: at BOS, 8/30/11
Runs	3 - vs. CWS, 4/28/11
2B	1 - 30 times Last: at TB 9/28/11
3B	--
HR	2 - vs. OAK, 8/24/11
RBI	5 - vs OAK, 7/22/11
BB	3 - 2 times Last: vs. TB, 8/13/11
SO	3 - 8 times Last: at BOS, 9/1/11
SB	1 - 2 times Last: vs. MIL, 6/30/11
Hit Streak	8g - 6/22-7/1/11

Career Highs and Streaks

Hits	4 - 2 times Last: at SEA, 7/8/10
Runs	3 - 18 times Last: vs. CWS, 4/28/11
2B	2 - 14 times Last: vs. OAK, 8/30/10
3B	1 - 9 times Last: at ARI, 6/21/10
HR	2 - 17 times Last: vs. OAK, 8/24/11
RBI	5 - 5 times Last: vs. OAK, 7/22/11
BB	3 - 20 times Last: vs. TB, 8/13/11
SO	5 - at SD, 6/29/06
SB	1 - 10 times Last: vs. MIL, 6/30/11
Hit Streak	11g - 4/30-5/11/06

NICK SWISHER

- Hit 10th-inning "walk-off" sacrifice fly in 4/14 win vs. Baltimore and was 0-for-3 with 1R, 1RBI and 1BB…was his sixth career "walk-off" RBI, fourth as a Yankee and second vs. Baltimore.
- Hit his first home run of the season in 4/28 win vs. Chicago-AL…snapped a 75AB homerless stretch to begin the season—his longest home run drought ever to start a season in his career…according to the *Elias Sports Bureau*, the stretch marked the third-longest single-season drought of his career behind only a 119AB spell w/ Oakland in 2005 and an 81AB stretch with the Yankees in 2010…was 3-for-4 with a career-high-tying 3R, 4RBI and 1BB in the game overall, snapping a career-high-tying 0-for-19 stretch with a fifth-inning single (also 19AB w/ Chicago-AL in 2008)—credit: *Elias*.
- Walked as a pinch-hitter for Jones in the ninth inning of 5/3 loss at Detroit…marked the first time in 2011 he was not in the starting lineup.
- Was scratched from the lineup prior to 5/6 win at Texas with flu-like symptoms.
- Hit .326 (28-for-86) with 15R, 7 doubles, 7HR, 23RBI and a .651SLG in 26 games in June…entered the month batting .213 (36-for-169) with just 3HR, 20RBI, 31BB, a .335OBP and a .314SLG over his first 49 games of the season.
- Hit in the leadoff position for the first time as a Yankee—and the first time since 5/4/08 at Toronto (w/ Chicago-AL)—in 6/15 win vs. Texas, going 1-for-3 with 1R, 1 double and 2BB.
- Batted .409 (9-for-22) with 2 doubles, 2HR, 17RBI, 7BB and 3SF in 32 plate appearances with runners in scoring position from 6/16-7/6.
- Had two RF assists in 6/28 win vs. Milwaukee, marking his second multi-assist game from RF as a Yankee (also 6/23/10 at Arizona)…over the last 40 years, the only other players with at least two multi-assist games in RF as a Yankee are Jesse Barfield (two) and Paul O'Neill (two)—credit: Elias.
- Played in his 1,000th career game and was 2-for-3 with 1R and 1BB in 7/20 win at Tampa Bay.
- Tied his career high in RBI (fifth time) in 7/22 win vs. Oakland, hitting a three-run HR and going 3-for-4 with 2R, 5RBI and 1BB.
- Homered in each game of 7/30 doubleheader vs. Baltimore…hit a two-run HR and was 3-for-4 with 2R and 1 double in Game 1…hit his second two-run HR of the day and was 3-for-6 with 2R and 3RBI in Game 2.
- Homered six times in a seven-game stretch for the first time in his Major League career from 8/23-29.
- Recorded his 17th career multi-HR game in 8/24 loss vs. Oakland, hitting two solo HR and going 2-for-3 with 1BB and 1HBP…was his first multi-homer game since 8/2/10 vs. Toronto.
- Started at 1B in 9/2 win vs. Toronto, going 0-for-4…was his first start at 1B since 8/29/10 at Chicago-AL.
- Missed three games from 9/9-11 with left elbow tendinitis.
- Batted fourth in the starting lineup in 9/22 loss vs. Tampa Bay, going 1-for-1 before being removed for PH (Pena) in the fourth…hit in the cleanup position for the first time since 5/2/10 vs. Chicago-AL.
- Batted .254 (15-for-59) with 4R, 2 doubles, 1HR and 8RBI in 20 spring training games.

MOST WALKS IN THE AL, 2007-11

1.	**NICK SWISHER**	**432**
2.	Jack Cust	421
3.	Bobby Abreu	416
4.	David Ortiz	415
5.	Carlos Pena	373

MOST HOME RUNS BY MAJOR LEAGUE SWITCH-HITTERS, 2007-11

1.	MARK TEIXEIRA	174
2.	Lance Berkman	133
3.	**NICK SWISHER**	**127**
4.	Carlos Beltran	99
5.	Chipper Jones	97

MOST TIMES HOMERING FROM BOTH SIDES OF PLATE, SAME GAME, ALL-TIME

1.	MARK TEIXEIRA	12 times
2t.	Chili Davis	11 times
	Eddie Murray	11 times
4t.	**NICK SWISHER**	**10 times**
	Ken Caminiti	10 times
	Tony Clark	10 times
	Mickey Mantle	10 times

Swisher's Career Playing Record

Year	Club	AVG	G	AB	R	H	2B	3B	HR	RBI	SH	SF	HP	BB	SO	SB	CS	E	OBP	SLG
2002	Vancouver	.250	13	44	10	11	3	0	2	12	0	1	2	13	11	3	0	0	.433	.455
	Visalia	.240	49	183	22	44	13	2	4	23	2	1	2	26	48	3	1	4	.340	.399
2003	Modesto	.296	51	189	38	56	14	2	10	43	0	5	2	41	49	0	2	4	.418	.550
	Midland	.230	76	287	36	66	24	2	5	43	0	6	6	37	76	0	1	5	.324	.380
2004	Sacramento	.269	125	443	109	119	28	2	29	92	0	5	3	103	109	3	3	7	.406	.537
	OAKLAND	.250	20	60	11	15	4	0	2	8	0	1	2	8	11	0	0	3	.352	.417
2005	OAKLAND - a	.236	131	462	66	109	32	1	21	74	0	1	4	55	110	0	1	2	.322	.446
	Sacramento	.391	6	23	4	9	3	0	0	1	0	0	1	2	7	0	1	0	.462	.522
2006	OAKLAND	.254	157	556	106	141	24	2	35	95	2	6	11	97	152	1	2	8	.372	.493
2007	OAKLAND	.262	150	539	84	141	36	1	22	78	1	9	10	100	131	3	2	5	.381	.455
2008	CHICAGO-AL - b	.219	153	497	86	109	21	1	24	69	1	4	4	82	135	3	3	7	.332	.410
2009	YANKEES - c	.249	150	498	84	124	35	1	29	82	3	6	3	97	126	0	0	6	.371	.498
2010	YANKEES	.288	150	566	91	163	33	3	29	89	3	2	6	58	139	1	2	4	.359	.511
2011	YANKEES	.260	150	526	81	137	30	0	23	85	1	8	5	95	125	2	2	1	.374	.449
Minor League Totals		**.261**	**320**	**1169**	**219**	**305**	**85**	**8**	**50**	**214**	**2**	**18**	**16**	**222**	**300**	**9**	**8**	**20**	**.381**	**.476**
Major League Totals		**.254**	**1061**	**3704**	**609**	**939**	**215**	**9**	**185**	**580**	**11**	**37**	**45**	**592**	**929**	**10**	**12**	**36**	**.360**	**.466**
NYY Totals		**.267**	**450**	**1590**	**256**	**424**	**98**	**4**	**81**	**256**	**7**	**16**	**14**	**250**	**390**	**3**	**4**	**11**	**.368**	**.486**

Selected by Oakland in the first round (16th overall) of the 2002 First-Year Player Draft.

a – Placed on the 15-day disabled list from May 2-25,2005 with a right shoulder sprain.
b – Acquired by Chicago-AL on January 3, 2008 in exchange for RHP Fautino De Los Santos, LHP Giovany Gonzalez and OF Ryan Sweeney.
c – Acquired by the Yankees along with RHP Kanekoa Texeira on November 13, 2008 in exchange for INF Wilson Betemit and RHPs Jeff Marquez and Jhonny Nunez.

Swisher's Division Series Record

Year	Club vs. Opp.	AVG	G	AB	R	H	2B	3B	HR	RBI	SH	SF	HP	BB	SO	SB	CS	E	OBP	SLG
2006	OAK vs. MIN	.300	3	10	3	3	2	0	0	1	0	0	0	2	2	0	0	0	.417	.500
2008	CWS vs. TB	.250	3	4	1	1	0	0	0	0	0	0	0	2	1	0	0	0	.500	.250
2009	NYY vs. MIN	.083	3	12	0	1	1	0	0	1	0	0	0	0	4	0	0	0	.083	.167
2010	NYY vs. MIN	.333	3	12	3	4	2	0	1	1	0	0	0	1	1	0	0	0	.385	.750
Division Series Totals		**.237**	**12**	**38**	**7**	**9**	**5**	**0**	**1**	**3**	**0**	**0**	**0**	**5**	**8**	**0**	**0**	**0**	**.326**	**.447**

Swisher's Championship Series Record

Year	Club vs. Opp.	AVG	G	AB	R	H	2B	3B	HR	RBI	SH	SF	HP	BB	SO	SB	CS	E	OBP	SLG
2006	OAK vs. DET	.100	4	10	0	1	0	0	0	0	0	0	0	5	5	0	0	0	.400	.100
2009	NYY vs. LAA	.150	6	20	2	3	0	0	0	0	1	0	1	3	7	0	0	0	.292	.150
2010	NYY vs. TEX	.091	6	22	3	2	1	0	1	1	0	0	0	3	7	0	0	0	.200	.273
LCS Totals		**.115**	**16**	**52**	**5**	**6**	**1**	**0**	**1**	**1**	**1**	**0**	**1**	**11**	**19**	**0**	**0**	**0**	**.281**	**.192**

Swisher's World Series Record

Year	Club vs. Opp.	AVG	G	AB	R	H	2B	3B	HR	RBI	SH	SF	HP	BB	SO	SB	CS	E	OBP	SLG
2009	NYY vs. PHI	.133	5	15	3	2	1	0	1	1	0	0	0	4	4	0	0	0	.316	.400
World Series Totals		**.133**	**5**	**15**	**3**	**2**	**1**	**0**	**1**	**1**	**0**	**0**	**0**	**4**	**4**	**0**	**0**	**0**	**.316**	**.400**
POSTSEASON TOTALS		**.162**	**33**	**105**	**15**	**17**	**7**	**0**	**3**	**5**	**1**	**0**	**1**	**20**	**31**	**0**	**0**	**0**	**.302**	**.314**

Swisher's All-Star Game Record

Year	Club, Site	AVG	G	AB	R	H	2B	3B	HR	RBI	SH	SF	HP	BB	SO	SB	CS	E	OBP	SLG
2010	NYY, Los Angeles-AL	.000	1	1	0	0	0	0	0	0	0	0	0	0	1	0	0	0	.000	.000
All-Star Game Totals		**.000**	**1**	**1**	**0**	**0**	**0**	**0**	**0**	**0**	**0**	**0**	**0**	**0**	**1**	**0**	**0**	**0**	**.000**	**.000**

Swisher's Career Fielding Record

Position	PCT	G	PO	A	E	TC	DP
Outfield	.985	829	1348	38	25	1684	8
First Base	.994	266	1768	118	11	1897	165
Pitcher	-	1	0	0	0	0	0

Swisher's Career Home Run Chart

MULTI-HOMER GAMES: 17. **TWO-HOMER GAMES:** 17, last on 8/24/11 vs. Oakland. **GRAND SLAMS:** 4, last on 6/30/08 vs. Cleveland (Jeremy Sowers). **PINCH-HIT HR:** None. **INSIDE-THE-PARK HR:** 1, on 6/11/06 at New York-AL (Shawn Chacon). **WALK-OFF HR:** 3, last on 9/8/10 vs. Baltimore (Koji Uehara). **LEADOFF HR:** 1, on 4/6/08 at Detroit (Justin Verlander).

Swisher's Postseason Home Run Chart

Multi-Home Run Games: None; **Two-Homer Games:** None; **Grand Slams:** None; **Pinch-Hit Home Runs:** None; **Inside-The-Park Home Runs:** None; **Walk-Off Home Runs:** None; **Leadoff:** None.

25 MARK TEIXEIRA

FIRST BASEMAN • 6-3 • 220 • B/T: SWITCH/RIGHT • OPENING DAY AGE: 30

BIRTHDATE
April 11, 1980

BIRTHPLACE
Annapolis, Md.

RESIDES
Greenwich, Conn.

M.L. SERVICE
9 years

COLLEGE
Georgia Tech

CAREER HIGHLIGHTS

A.L. All-Star Team
- 2005, 2009

A.L. Gold Glove
- 2005, 2006, 2009, 2010

A.L. Silver Slugger
- 2004, 2005, 2009

STATUS

- Signed as a free agent to an eight-year contract on January 6, 2009…contract extends through the 2016 season.

POSTSEASON NOTES

- Hit game-winning homer in 2010 ALDS Game 1 at Minnesota in the seventh inning…suffered a torn right hamstring in the ninth inning (running to first base) of the Yankees' 2010 ALCS Game 4 loss vs. Texas and missed the Yankees' final two playoff contests.
- Scored at least one run in six straight postseason games from 10/29/09 (WS Game 2)-10/6/10 (ALDS Game 1), the longest such streak by a Yankee since Chuck Knoblauch from 10/17-27/99.
- Hit "walk-off" solo home run off Jose Mijares in the 11th inning of 2009 ALDS Game 2 vs. Minnesota, marking his first career postseason home run and first career "walk-off" homer (regular and postseason)…was the Yankees' second "walk-off" HR in ALDS play (also Jim Leyritz in 1995 vs. Seattle)…scored a run in five of the Yankees' six World Series games en route to his first championship…was hit by a pitch three times in the 2009 World Series, joining teammate Alex Rodriguez (also 2009) and Pittsburgh's Max Carey (1925) as the only players to have 3HBP in a single Series.
- Made his first career postseason appearance in 2008 with the Angels, batting .467 (7-for-15) with 4R, 1RBI and 4BB in four games against the Red Sox.

BESTS & STREAKS

2011 Highs and Streaks

Hits	3 - 6 times Last: at BAL, 8/28/11
Runs	3 - 2 times Last: vs. BAL, 7/30/11
2B	3 -at TOR, 4/20/11
3B	1 - at CWS, 8/3/11
HR	2 - 4 times Last: at TB, 9/28/11
RBI	5 - at TB, 9/28/11
BB	3 - at SEA, 5/28/11
SO	3 - 2 times Last: at LAA, 9/11/11
SB	1 - 4 times Last: at BAL, 9/8/11
Hit Streak	9g - 5/23-6/1/11

Career Highs and Streaks

Hits	4 - 21 times Last: at TOR, 8/24/10
Runs	4 - 2 times Last: at CIN, 8/20/07
2B	3 - 2 times Last: at TOR, 4/20/11
3B	1 - 17 times Last at CWS, 8/3/11
HR	3 - 3 times Last: at BOS, 5/8/10
RBI	7 - 2 times Last: at BAL, 7/13/06
BB	5 - 2 times Last: at BOS, 4/25/09
SO	5 - 2 times Last: at TOR, 6/5/10
SB	1 - 19 times Last: at BAL, 9/8/11
Hit Streak	14g - 5/18-6/1/09

CAREER NOTES

- Is the only Major Leaguer to reach 30HR and 100RBI in each of the last eight seasons (2004-11)…according to *Elias*, is one of three first basemen all time to surpass 30HR and 100RBI in eight straight years by age 31 (also Jimmie Foxx and Albert Pujols).
- Is the fourth Yankee all time to hit at least 30HR in each of his first three seasons with the club (also Babe Ruth, Roger Maris and Alex Rodriguez).
- Has reached the 25HR plateau in each of his first nine Major League seasons…according to *Elias*, became just the fourth player in Baseball history to accomplish the feat, joining Eddie Mathews (11 seasons), Albert Pujols (11) and Darryl Strawberry (nine).
- Owns 314 career home runs, the most ever by a switch-hitter through his first nine Major League seasons (2003-11)…Mickey Mantle is second with 280…reached the 300HR plateau in his 1,296th career game (on 6/30/11 vs. Milwaukee), surpassing Mantle (1,314) for the fastest switch-hitter ever to reach the mark.
- Has homered from both sides of the plate in the same game 12 times in his career, surpassing Chili Davis and Eddie Murray (11 each) for the most such games all time.

- Has 1,017RBI in his career, becoming the sixth player in Baseball history to reach the 1,000RBI plateau within their first nine MLB seasons…he joins Al Simmons (1,156), Ted Williams (1,135), Joe DiMaggio (1,122), Albert Pujols (1,112) and Hank Greenberg (1,003).
- Is the fifth player in Baseball history—and the first switch-hitter—to have at least 100RBI in at least eight of his first nine Major League seasons…his eight 100RBI seasons tie him with Carlos Beltran for the second-most all-time among switch-hitters, trailing only Chipper Jones (nine).
- Since returning to the AL on 7/29/08 when he was acquired by Los Angeles-AL from Atlanta, leads all American Leaguers with 124HR, ranks second with 384RBI and is third with 345R.
- Ranks second among all active first basemen with a .99649 career fielding percentage at 1B, trailing only Casey Kotchman (.99819).
- Announced on 4/6/11 that he made a $1 million donation to East Harlem charity Harlem RBI and called on fans to help raise additional funds through his Dream Team campaign…the fundraising campaign is designed to help the organization build a state-of-the-art facility for the children that Harlem RBI and its partner DREAM Charter School serve each year…the groundbreaking project will include a 450-seat public charter school facility, a new community center, 87 units of low income housing and a rebuilt public park…all are designed to serve as a model of urban development.

MOST HOME RUNS AMONG ACTIVE PLAYERS IN FIRST NINE MLB SEASONS

1. Albert Pujols 366 (2001-09)
2. Adam Dunn 316 (2001-09)
3. **MARK TEIXEIRA ..... 314 (2003-11)**
4. ALEX RODRIGUEZ 298 (1994-2002)
5. Ryan Howard 286 (2004-11)

MAJOR LEAGUE LEADERS SINCE 2004

HOME RUNS

1. Albert Pujols 331
2. Adam Dunn 293
3. David Ortiz 289
4. **MARK TEIXEIRA 288**
5. Ryan Howard 286

RBI

1. Albert Pujols 948
2. **MARK TEIXEIRA 933**
3. David Ortiz 927
4. Miguel Cabrera 922
5. ALEX RODRIGUEZ 903

EXTRA-BASE HITS

1. Albert Pujols 656
2. David Ortiz 609
3. Miguel Cabrera 600
4. **MARK TEIXEIRA 599**
5. Matt Holliday 537
   Alfonso Soriano 537

MOST TIMES HOMERING FROM BOTH SIDES OF PLATE, SAME GAME, AS A YANKEE

1. Mickey Mantle..... 10 times
2t. JORGE POSADA..... 8 times
   Bernie Williams.....8 times
4. MARK TEIXEIRA..... 7 times

MOST TIMES HOMERING FROM BOTH SIDES OF PLATE, SAME GAME, ALL-TIME

1. **MARK TEIXEIRA ..... 12 times**
2t. Chili Davis .....11 times
   Eddie Murray .....11 times
4t. NICK SWISHER.....10 times
   Ken Caminiti.....10 times
   Tony Clark .....10 times
   Mickey Mantle.....10 times

2011

- Hit .248 (146-for-589) with 90R, 26 doubles, 39HR, 111RBI and 76BB in 156 games (144 starts at 1B and nine at DH) with the Yankees in 2011…tied for third in the Majors in home runs and tied for seventh in RBI…against left-handed pitchers, ranked second in the Majors with 15HR and ranked third with 41RBI…hit .302 (57-for-189) vs. lefties overall and .223 (89-for-400) vs. right-handers.
- Tied the Dodgers' Matt Kemp for the Major League lead with 21HR with runners on base (16 two-run HR, three three-run HR and two grand slams)…was his highest such single-season total since a career-high 29HR with runners on base in 2005 for Texas.
- Homered in three straight games four times in 2011 (3/31-4/2-3, 5/19-21, 5/25-27-28 and 6/25-28).
- Hit 30HR with 89RBI over his final 116 games of the season (5/19-9/28)…collected 9HR with 22RBI over his first 40 games.
- Hit 25HR in the first half of the season, tied for his most ever before the All-Star break (25HR in 2005)…over the last 50 years (1962-2011), only three Yankees hit more home runs prior to the All-Star break—Alex Rodriguez (30HR in 2007), Tino Martinez (28HR in 1997) and Jason Giambi (27HR in 2006 and 26HR in 2003).
- Made his ninth career Opening Day roster (third as a Yankee) and eighth Opening Day start at 1B…homered in his first official AB of the season in 3/31 win vs. Detroit (BB in first PA)…did not hit his first home run in 2010 until his 41st at-bat.
- Homered six times overall in the first month of the season, matching his career high for March/April (also 2005)…hit 5HR combined in his previous two Aprils.
- Homered in each of the Yankees first three games of the season (3/31-4/3 vs. Detroit), becoming just the second Yankee to homer in each of the Yankees' first three games of a season (also Dave Winfield in 1983 at Seattle's Kingdome—credit: *Elias*)…homered in three straight games for the first time since 5/31-6/2/08 w/ Atlanta…did not hit his third home run of 2010 until a three-HR game on 5/8 at Boston…prior to 2011, had never homered in each of his first two games of a season…according to STATS, LLC., became the first player to hit a three-run HR (or grand slam) in each of his team's first two games of a season since Barry Bonds in 2002…according to *Elias*, also became the first player in Yankees history to drive in at least three runs in each of the team's first two games of a season.
- Hit his fourth HR of the season in 4/5 loss vs. Minnesota, becoming just the fourth Yankees all-time to total 4HR through the Yankees' first five team games of a season (also Mickey Mantle-1956; Moose Skowron-1957; and Alex Rodriguez-2007)…was his third three-run homer of the year, becoming just the fourth player in Baseball history to hit at least three three-run home runs over their team's first five games of a season, joining Brant Alyea (1970 Twins), Mark McGwire (1998 Cardinals) and Charles Johnson (2000 Orioles) - credit: *Elias*.

- *Elias* also notes he is became the fourth Yankee since 1920 with at least 10RBI in the team's first five games (credit: *Elias*).
- Went hitless over his next 18AB following the homer on 4/5, snapping the stretch with a first-inning single in 4/13 win vs. Baltimore…was one at-bat shy of his longest single-season hitless stretch as a Yankee (0-for-19 in September 2010).
- Tied a career high with 3 doubles in 4/20 win at Toronto, going 3-for-5 with 1R…also collected three doubles on 5/10/07 w/ Texas at the Yankees.
- Had 16RBI over an 11-game span from 5/19-30 immediately following a stretch of just 6RBI over his previous 25 games from 4/20-5/18.
- Hit safely in a season high nine straight games from 5/23-6/1, hitting .297 (11-for-37) during the stretch…drove in at least one run in six consecutive games from 5/24-30, marking the second longest streak of his career (longest was seven straight games from 9/21-28/07 w/ Atlanta).
- Hit ninth-inning "walk-off" RBI single and was 2-for-4 with 1RBI and 1BB in 5/24 win vs. Toronto…was his fourth career regular-season "walk-off" hit and first as a Yankee.
- Hit 15HR through 5/28…with Curtis Granderson (16HR), became the first Yankees teammates to each hit at least 15 homers in the team's first 50 games of a season since Mickey Mantle and Roger Maris did it in 1961, according to the *Elias Sports Bureau*…overall, are the fourth set of Yankees teammates to accomplish the feat: also Lou Gehrig and Babe Ruth (1928 and '30) and Yogi Berra and Mickey Mantle (1956).
- Stole home in the sixth inning on 5/31 at Oakland as part of a double steal with Alex Rodriguez getting caught in a rundown between first and second…was his first career steal of home plate and first by a Yankee since Brett Gardner on 4/4/10 at Boston.
- Drove in 25 runs in June, tied for third-most in the Majors during the calendar month, trailing only Milwaukee's Prince Fielder (27) and the Mets' Carlos Beltran (26).
- Recorded his 30th career multi-HR game (27th two homer)—and first of the season—in 6/5 win at Los Angeles-AL, going 3-for-4 with a solo HR and a two-run HR.
- Hit a two-run HR from both sides of the plate and was 3-for-5 with 3R in 6/15 win vs. Texas…was his 31st career multi-HR game, second this season, and the 11th time in his career homering from both sides of the plate (sixth time as a Yankee), tying Chili Davis and Eddie Murray for the most such games all time…the homers came in his 65th game of the season, marking his second-fewest games needed to record 20HR in a season behind 2009 when he hit his 20th homer in game No. 57 on 6/12.
- Hit his 300th career HR in 6/30 win vs. Milwaukee (153 w/ Texas, 97 w/ the Yankees, 37 w/ Atlanta, 13 w/ Los Angeles-AL)…according to *Elias*, became the 13th player to hit his 300th Major League homer while playing for the Yankees…*Elias* also notes since Mickey Mantle hit his 300th home run (in 1960), the eight players to reach the mark in a Yankees uniform all joined the team after beginning their careers with other clubs: Reggie Jackson, Graig Nettles, Dave Winfield, Darryl Strawberry, Cecil Fielder, Ruben Sierra, Jason Giambi and Teixeira.
- Hit his sixth career grand slam and second as a Yankee (also 6/20/10 vs. the Mets—off Johan Santana) in 7/22 win vs. Oakland…snapped a 70AB homerless stretch since 6/30 vs. Milwaukee.
- Hit his 100th home run as a Yankee and was 2-for-4 in 7/26 win vs. Seattle.
- Homered from both sides of the plate in a game for the 12th time in his career (seventh time as a Yankee) and second time this season in 8/2 win at Chicago-AL, surpassing Chili Davis and Eddie Murray to establish a Major League record...marked his 32nd career multi-HR game, 29th career two-HR game and third in 2011 (also 6/5 at Los Angeles-AL and 6/15 vs. Texas).
- Reached the 30HR plateau in the Yankees' 108th game (on 8/2) just prior to Curtis Granderson reaching the plateau in the club's 115th game (on 8/10)…according to *Elias*, the only pairs of Yankees teammates to each reach 30HR in fewer team games than Teixeira and Granderson (115) are Mickey Mantle and Roger Maris in 1961 and Lou Gehrig and Babe Ruth, who accomplished the feat on three occasions.
- Became the 27th active player to reach 1,000RBI in 8/19 win at Minnesota, and the fifth current Yankee (also Alex Rodriguez, Derek Jeter, Andruw Jones and Jorge Posada)…is just the sixth player all time to collect at least 1,000RBI within his first nine Major League seasons – also Joe DiMaggio (1,122RBI), Hank Greenberg (1,003), Ted Williams (1,135), Al Simmons (1,156) and Albert Pujols (1,112).
- Hit solo HR—his 34th of the season and the second of back-to-back homers with Curtis Granderson—and was 1-for-3 with 2BB in 8/21 win at Minnesota…according to the *Elias Sports Bureau*, with Granderson (35HR), became the first pair of Yankees each with at least 30HR, to hit back-to-back homers since Roger Maris (37HR) and Mickey Mantle (38HR) did so on 7/25/61 vs. Chicago-AL.
- Missed two games (9/2-3) after leaving 9/1 win at Boston in the seventh with a bruised right knee after a sixth-inning hit-by-pitch.
- Batted fifth in the starting lineup for the first time as a Yankee and first time since 2004 in 9/27 loss at Tampa Bay, going 1-for-4 with 1 double.
- Recorded his fourth multi-homer game of the season (33rd of his career) in 9/28 loss at Tampa Bay, going 2-for-4 with a grand slam (the seventh of his career) and a season-high 5RBI in the final regular season game.
- Batted .294 (15-for-51) with 6R, 9 doubles, 1 triple, 1HR and 7RBI in 19 spring training games.

Teixeira's Career Hitting Record

Year	Team	AVG	G	AB	R	H	2B	3B	HR	RBI	SH	SF	HP	BB	SO	SB	CS	E	OBP	SLG
2002	Charlotte	.320	38	150	32	48	10	2	9	41	0	1	3	21	24	2	0	9	.411	.593
	Tulsa	.316	48	171	31	54	11	3	10	28	0	0	4	25	36	3	2	12	.415	.591
2003	TEXAS	.259	146	529	66	137	29	5	26	84	0	2	14	44	120	1	2	4	.331	.480
2004	TEXAS - a	.281	145	545	101	153	34	2	38	112	0	2	10	68	117	4	1	10	.370	.560
	Frisco	.000	1	3	0	0	0	0	0	0	0	0	1	0	1	0	0	0	.250	.000
2005	TEXAS	.301	#162	644	112	194	41	3	43	144	0	3	11	72	124	4	0	3	.379	.575
2006	TEXAS	.282	#162	628	99	177	45	1	33	110	0	6	4	89	128	2	0	4	.371	.514
2007	TEXAS - b	.297	78	286	48	85	24	1	13	49	0	1	3	45	66	0	0	1	.397	.524
	Frisco	.000	1	2	0	0	0	0	0	0	0	0	0	2	0	0	0	0	.500	.000
	ATLANTA - c	.317	54	208	38	66	9	1	17	56	0	1	4	27	46	0	0	4	.404	.615
2008	ATLANTA	.283	103	381	63	108	27	0	20	78	0	2	3	65	70	0	0	2	.390	.512
	LOS ANGELES-AL - d	.358	54	193	39	69	14	0	13	43	0	5	4	32	23	2	0	3	.449	.632
2009	YANKEES - e	.292	156	609	103	178	43	3	#39	*122	0	5	12	81	114	2	0	4	.383	.565
2010	YANKEES	.256	158	601	*113	154	36	0	33	108	0	5	13	93	122	0	1	3	.365	.481
2011	YANKEES	.248	156	589	90	146	26	1	39	111	0	8	11	76	110	4	1	4	.341	.494
Minor League Totals		**.313**	**88**	**326**	**63**	**102**	**21**	**5**	**19**	**69**	**0**	**1**	**8**	**48**	**61**	**5**	**2**	**21**	**.413**	**.583**
AL Totals		**.280**	**1217**	**4624**	**771**	**1293**	**292**	**16**	**277**	**883**	**0**	**37**	**82**	**600**	**924**	**19**	**5**	**44**	**.370**	**.529**
NL Totals		**.295**	**157**	**589**	**101**	**174**	**36**	**1**	**37**	**134**	**0**	**3**	**7**	**92**	**116**	**0**	**0**	**6**	**.395**	**.548**
Major League Totals		**.281**	**1374**	**5213**	**872**	**1467**	**328**	**17**	**314**	**1017**	**0**	**40**	**89**	**692**	**1040**	**19**	**5**	**50**	**.373**	**.532**
NYY Total		**.266**	**470**	**1799**	**306**	**478**	**105**	**4**	**111**	**341**	**0**	**18**	**36**	**250**	**346**	**6**	**2**	**11**	**.363**	**.514**

*Denotes league leader #Tied for league lead

Selected by Boston in the ninth round of the 1998 First-Year Player Draft but did not sign.
Selected by Texas in the first round (fifth pick overall) of the 2001 First-Year Player Draft.

a – Placed on the 15-day disabled list from April 13-29, 2004 with a strained left oblique.
b – Placed on the 15-day disabled list from June 9 – July 13, 2007 with a strained left quadriceps.
c – Traded to the Atlanta Braves along with LHP Ron Mahay from the Texas Rangers in exchange for C Jarrod Saltalamacchia, INF Elvis Andrus, RHP Neftali Perez and LHPs Matt Harrison and Beau Jones on July 31, 2007.
d – Traded to the Los Angeles Angels from the Atlanta Braves in exchange for INF Casey Kotchman and RHP Steve Marek on July 29, 2008.
e – Signed as a free agent by the Yankees to an eight-year contract on January 6, 2009.

Teixeira's Division Series Record

Year	Club vs. Opp.	AVG	G	AB	R	H	2B	3B	HR	RBI	SH	SF	HP	BB	SO	SB	CS	E	OBP	SLG
2008	LAA vs. BOS	.467	4	15	4	7	0	0	0	1	0	1	0	4	3	0	0	0	.550	.467
2009	NYY vs. MIN	.167	3	12	3	2	0	0	1	1	0	0	0	1	1	0	0	0	.231	.417
2010	NYY vs. MIN	.308	3	13	2	4	1	0	1	3	0	0	0	1	2	0	0	0	.357	.615
Division Series Totals		**.325**	**10**	**40**	**9**	**13**	**1**	**0**	**2**	**5**	**0**	**1**	**0**	**6**	**6**	**0**	**0**	**0**	**.404**	**.500**

Teixeira's League Championship Series Record

Year	Club vs. Opp.	AVG	G	AB	R	H	2B	3B	HR	RBI	SH	SF	HP	BB	SO	SB	CS	E	OBP	SLG
2009	NYY vs. LAA	.222	6	27	2	6	1	0	0	4	0	1	0	3	8	0	0	0	.290	.259
2010	NYY vs. TEX	.000	4	14	1	0	0	0	0	0	0	0	0	3	4	0	0	0	.176	.000
LCS Totals		**.146**	**10**	**41**	**3**	**6**	**1**	**0**	**0**	**4**	**0**	**1**	**0**	**6**	**12**	**0**	**0**	**0**	**.250**	**.171**

Teixeira's World Series Record

Year	Club vs. Opp.	AVG	G	AB	R	H	2B	3B	HR	RBI	SH	SF	HP	BB	SO	SB	CS	E	OBP	SLG
2009	NYY vs. PHI	.136	6	22	5	3	1	0	1	3	0	0	3	2	8	0	0	0	.296	.318
World Series Totals		**.136**	**6**	**22**	**5**	**3**	**1**	**0**	**1**	**3**	**0**	**0**	**3**	**2**	**8**	**0**	**0**	**0**	**.296**	**.318**
POSTSEASON TOTALS		**.214**	**26**	**103**	**17**	**22**	**3**	**0**	**3**	**12**	**0**	**2**	**3**	**14**	**26**	**0**	**0**	**0**	**.320**	**.330**

Teixeira's All-Star Game Record

Year	Club, Site	AVG	G	AB	R	H	2B	3B	HR	RBI	SH	SF	HP	BB	SO	SB	CS	E	OBP	SLG
2005	TEX, Detroit	.333	1	3	1	1	0	0	1	2	0	0	0	0	0	0	0	0	.333	1.333
2009	NYY, St. Louis	.000	1	3	0	0	0	0	0	0	0	0	0	0	0	0	0	0	.000	.000
All-Star Game Totals		**.167**	**2**	**6**	**1**	**1**	**0**	**0**	**1**	**2**	**0**	**0**	**0**	**0**	**0**	**0**	**0**	**0**	**.167**	**.667**

Teixeira's World Baseball Classic Record

Year	Country, Site	AVG	G	AB	R	H	2B	3B	HR	RBI	SH	SF	HP	BB	SO	SB	CS	E	OBP	SLG
2006	USA, USA	0	4	15	0	0	0	0	0	0	0	0	0	0	4	1	0	0	.000	.000

Teixeira's Career Fielding Record

Position	PCT	G	PO	A	E	TC	DP
First Base	.996	1301	11179	737	42	11958	1105
Outfield	.974	32	37	0	1	38	0
Third Base	.811	15	10	20	7	37	0

Teixeira's Career Home Run Chart

MULTI-HOMER GAMES: 33. **TWO-HOMER GAMES:** 30, last on 9/28/11 at Tampa Bay. **THREE-HOMER GAMES:** 3, last on 5/8/10 at Boston. **GRAND SLAMS:** 7, last on 9/28/11 at Tampa Bay (David Price). **PINCH-HIT HR:** None. **INSIDE-THE-PARK HR:** None. **WALK-OFF HR:** None. **LEADOFF HR:** None.

Teixeira's Postseason Home Run Chart

MULTI-HOME RUN GAMES: None; **TWO-HOMER GAMES:** None; **GRAND SLAMS:** None; **PINCH-HIT HOME RUNS:** None; **INSIDE-THE-PARK HOME RUNS:** None; **WALK-OFF HOME RUNS:** 1, 10/9/09 (ALDS Game 2) vs. Minnesota off Jose Mijares (11th inning); **LEADOFF:** None.

53 CORY WADE

RIGHT-HANDED PITCHER • 6-2 • 185 • B/T: RIGHT/RIGHT • OPENING DAY AGE: 27

BIRTHDATE
May 28, 1983

BIRTHPLACE
Indianapolis, Ind.

RESIDES
Ogden, Utah

M.L. SERVICE
2 years, 119 days

COLLEGE
Kentucky Wesleyan

STATUS

- Signed by the Yankees as a minor league free agent on June 13, 2011...signed through the 2011 season.

POSTSEASON NOTES

- Combined to make seven relief appearances for the Los Angeles Dodgers in the 2008 NLDS and NLCS, going 0-1 with a 3.68 ERA (7.1IP, 6H, 3ER, 4K, 1HR)…appeared in each of the club's three games in the Dodgers' NLDS sweep vs. Chicago-NL, tossing 1.1 scoreless IP in the series clincher after entering a 3-0 game with two on an one out and stranding both runners…also pitched in four straight contests (Game 2-5) in their five-game NLCS loss vs. Philadelphia.

2011

- Was 6-1 with a 2.04 ERA (39.2IP, 33H, 10R, 9ER, 8BB, 30K, 5HR) in 40 relief appearances with the Yankees in 2011…was tied for third in the AL and tied for seventh in the Majors in wins among relievers…opponents batted .221 (33-for-149, 5HR); LH .246 (16-for-65, 4HR), RH .202 (17-for-84, 1HR)…retired 32-of-40 first batters faced (80.0%)…prevented 20-of-25 inherited runners from scoring (80.0%)…appeared in consecutive games seven times and three straight games once (9/4-6)…the Yankees were 24-16 in games he appeared in.
- Had 23 relief outings of at least 1.0IP (57.5%)…held opponents scoreless in 33 of 40 appearances (82.5%).
- Went 4-1 with a 1.64 ERA (11.0IP, 11H, 2ER, 2BB, 9K, 2HR) in 14 games in September.
- Allowed just 2ER in 20.1IP (0.89 ERA, 14H, 5BB, 17K, 2HR) vs. the AL East.
- Began his Yankees career by going 5-0 from 6/16-9/11, becoming the first player to win each of his first five decisions with the Yankees since David Robertson won five straight to start his career (7/19/08-6/4/09)…was the first Yankee to accomplish the feat in one season since Aaron Small went 10-0 in 2005.
- Was signed to a Major League contract and selected to the Yankees' 25-man roster from Triple-A Scranton/Wilkes-Barre on 6/15…made his Yankees debut in that night's win vs. Texas, tossing a perfect eighth inning (1.0IP, 1K).
- Held opponents scoreless in his first seven appearances with the Yankees from 6/15-7/2 (8.0IP, 5H, 1BB, 3K).
- Tossed a season-high 3.0 innings in 7/30 Game 1 win vs. Baltimore (2H, 1ER, 2K, 1HR).
- Tossed 1.2 perfect innings on 8/3 at Chicago-AL, earning his second win.
- From 8/13 until the end of the season, was 4-1 with a 1.47 ERA in 20G (18.1IP, 15H, 3ER, 4BB, 13K, 3HR).

BESTS & STREAKS

2011 Highs and Streaks

Low hit CG	N/A
IP (start)	N/A
IP (relief)	3.0 - vs. BAL, 7/30/11
Hits	3 - vs. MIN, 9/19/11
Runs	2 - 3 times Last: vs. LAA, 8/11/11
BB	2 - at TB, 7/19/11
SO	4 - at TOR, 7/15/11
HR	1 - 5 times Last: at TB, 9/28/11
Winning Streak	5g - 6/16-9/11/11
Losing Streak	**1g - 9/14/11**

Career Highs and Streaks

Low hit CG	N/A
IP (start)	N/A
IP (relief)	3.0 - vs. BAL, 7/30/11
Hits	4 - 2 times Last: at CWS, 6/24/09
Runs	4 - 2 times Last: at CWS, 6/24/09
BB	2 - 4 times Last: at TB, 7/19/11
SO	4 - at TOR, 7/15/11
HR	2 - 2 times Last: at CWS, 6/24/09
Winning Streak	7g - 6/9/09-9/11/11
Losing Streak	3g - 4/9-5/22/09

- Allowed "walk-off" HR to Rodriguez to lead off the 12th inning on 9/14 at Seattle, recording his first loss (0.2IP, 1H, 1K)…was his first loss since joining the Yankees after winning his first five decisions.
- Allowed a game-winning "walk-off" single to Jose Molina in the bottom of the ninth inning in 9/16 loss at Toronto (was his only batter faced)…entered the game with two on and one out.
- Recorded his only blown save of the season in 9/28 loss at Tampa Bay, allowing game-tying, two-out solo HR to Dan Johnson (0.2IP, 1H, 1ER)…was the Yankees' 10th pitcher of the game.
- Was signed by the Yankees as a minor league free agent on 6/13…made one relief appearance with Scranton/WB, earning the win after tossing 1.2 scoreless innings that day at Syracuse (2H, 1K).
- Began the season with Triple-A Durham (Tampa Bay), going 2-1 with a 1.23 ERA (36.2IP, 5ER) in 21 relief outings (34H, 6BB, 34K, 4HR)…tossed at least 2.0 innings in 13 of his 21 appearances…was signed by the Rays as a minor league free agent on 11/10/10…was released by the organization on 6/12.
- Attended spring training as a non-roster invitee with the Rays, posting a 5.56 ERA (11.1IP, 7ER) in seven appearances (one start) without recording a decision (9H, 2BB, 12K, 5HR).

Wade's Career Pitching Record

Year	Team	W	L	ERA	G	GS	CG	SHO	SV	IP	H	R	ER	HR	HB	BB	SO	WP	BK
2004	Ogden	1	2	5.14	8	0	0	0	0	14.0	24	9	8	0	0	4	19	1	0
	GCL Dodgers	2	1	3.03	11	2	0	0	1	32.2	28	12	11	2	4	1	26	0	0
2005	Columbus	0	2	4.05	12	0	0	0	2	20.0	29	19	9	2	1	10	14	1	0
	Ogden	2	3	4.35	16	11	1	0	0	72.1	81	42	35	12	5	19	60	3	0
2006	Columbus	6	5	4.96	23	14	1	1	2	94.1	101	56	52	9	10	11	94	5	0
	Vero Beach	2	4	8.24	7	7	0	0	0	39.1	52	40	36	9	4	13	32	0	0
2007	Inland	7	0	2.45	25	2	0	0	6	66.0	50	19	18	6	6	17	67	4	0
	Jacksonville - a	0	1	1.36	14	0	0	0	0	33.0	22	5	5	2	0	11	33	0	0
2008	Jacksonville	0	0	4.30	6	0	0	0	1	14.2	14	7	7	3	2	1	13	1	0
	Great Lakes	0	0	0.00	1	1	0	0	0	1.0	1	0	0	0	0	0	0	0	0
	LOS ANGELES-NL - b	2	1	2.27	55	0	0	0	0	71.1	51	22	18	7	4	15	51	2	0
2009	Inland	0	0	0.00	1	1	0	0	0	1.0	0	0	0	0	0	2	1	0	0
	LOS ANGELES-NL - c, d	2	3	5.53	27	0	0	0	0	27.2	28	17	17	3	1	10	18	4	0
	Albuquerque	1	1	6.75	18	0	0	0	1	22.2	20	17	17	5	1	7	19	0	0
2010	AZL Dodgers - e	0	1	9.00	2	2	0	0	0	2.0	2	2	2	0	1	0	2	0	0
	Inland	0	0	9.00	2	2	0	0	0	2.0	5	2	2	0	0	1	2	0	0
	Albuquerque	3	0	4.91	21	0	0	0	2	29.1	35	16	16	4	3	3	20	0	0
2011	YANKEES - f	6	1	2.04	40	0	0	0	0	39.2	33	10	9	5	0	8	30	1	0
	Durham	2	1	1.23	21	0	0	0	0	36.2	34	5	5	4	1	6	34	0	0
	Scranton/WB	1	0	0.00	1	0	0	0	0	1.2	2	0	0	0	0	0	1	0	0
Minor League Totals		**27**	**21**	**4.16**	**189**	**42**	**2**	**1**	**15**	**482.2**	**500**	**251**	**223**	**58**	**38**	**106**	**437**	**15**	**0**
AL Totals		**6**	**1**	**2.04**	**40**	**0**	**0**	**0**	**0**	**39.2**	**33**	**10**	**9**	**5**	**0**	**8**	**30**	**1**	**0**
NL Totals		**4**	**4**	**3.18**	**82**	**0**	**0**	**0**	**0**	**99.0**	**79**	**39**	**35**	**10**	**5**	**25**	**69**	**6**	**0**
Major League Totals		**10**	**5**	**2.86**	**122**	**0**	**0**	**0**	**0**	**138.2**	**112**	**49**	**44**	**15**	**5**	**33**	**99**	**7**	**0**

Signed by Colorado as a minor league free agent on October 14, 1999.
a - Signed by the Los Angeles Dodgers to a minor league contract on November 20, 2007.
b - Placed on the 15-day disabled list from August 14-August 28, 2008 with right shoulder inflammation.
c - Placed on the 15-day disabled list from April 18-April 30, 2009 with right shoulder bursitis.
d - Placed on the 15-day disabled list from July 16-August 2, 2009 with a right shoulder strain.
e - Placed on the 15-day disabled list on April 5, 2010 with right shoulder surgery…transferred to the 60-day disabled list from May 4- July 1, 2010.
f - Signed by the Yankees to a minor league contract on June 13, 2011.

Wade's Division Series Record

Year	Club vs. Opp.	W	L	ERA	G	GS	CG	SHO	SV	IP	H	R	ER	HR	HP	BB	SO	WP	BK
2008	LAD vs. CHC (NL)	0	0	2.45	3	0	0	0	0	3.2	3	1	1	0	0	0	2	1	0
Division Series Totals		**0**	**1**	**2.45**	**3**	**0**	**0**	**0**	**0**	**3.2**	**3**	**1**	**1**	**0**	**0**	**0**	**2**	**1**	**0**

Wade's League Championship Series Record

Year	Club vs. Opp.	W	L	ERA	G	GS	CG	SHO	SV	IP	H	R	ER	HR	HP	BB	SO	WP	BK
2008	LAD vs. PHI	0	1	4.91	4	0	0	0	0	3.2	3	2	2	1	0	0	2	0	0
LCS Totals		**0**	**1**	**4.91**	**4**	**0**	**0**	**0**	**0**	**3.2**	**3**	**2**	**2**	**1**	**0**	**0**	**2**	**0**	**0**
POSTSEASON TOTALS		**0**	**1**	**3.68**	**7**	**0**	**0**	**0**	**0**	**7.1**	**6**	**3**	**3**	**1**	**0**	**0**	**4**	**1**	**0**

Wade's Career Fielding Record

Position	PCT	G	PO	A	E	TC	DP
Pitcher	1.000	122	9	13	0	22	0

Additional Yankees in 2011

RHP DELLIN BETANCES #68

- Appeared in two games (one start), recording a 6.75 ERA with no decisions as a September callup.
- Made his Major League debut in 9/22 loss vs. Tampa Bay, allowing 2ER on 4BB and 1HP in 0.2IP…became the second Yankee this season to allow at least 4BB without completing 1.0IP in his Major League debut (also Kevin Whelan)…prior to 2011, the last Yankee to do so was Karl Drews in 1946.
- Made the start in the season finale at Tampa Bay, tossing 2.0 scoreless innings (1H, 2BB, 2K) without drawing a decision in the 12th-inning "walk-off" loss.
- Was recalled from Triple-A Scranton/Wilkes-Barre on 9/9, appearing on the active Major League roster for the first time.
- Made his Major League debut in 9/22 loss vs. Tampa Bay, allowing 2ER in 0.2IP (4BB, 1HP)…became the second Yankee this season to allow at least 4BB without completing 1.0IP in his Major League debut (also Kevin Whelan)…prior to Whelan, the last Yankee to do so was Karl Drews in 1946…with Andrew Brackman, became the first pair of Yankees pitchers to make their Major League debuts in the same game since Alex Graman and Scott Proctor on 4/20/04 at Chicago-AL—credit: *Elias*.
- Combined at Scranton/WB and Double-A Trenton to go 4-9 with a 3.70 ERA (126.1IP, 52ER) in 25 starts, striking out 142 batters…opponents combined to hit .217 (102-for-469, 9HR); LH .233 (50-for-215, 3HR), RH .205 (52-for-254, 6HR).
- Began the season with Trenton, going 4-6 with a 3.42 ERA (105.1IP, 40ER) in 21 starts…struck out a season-high 10 batters on 5/25 at Reading…named to the Eastern League's All-Star team.
- Was promoted to Scranton/WB on 8/16, going 0-3 with a 5.14 ERA (21.0IP, 12ER) in four starts…was credited with his first career complete game on 8/29 vs. Pawtucket, allowing 2H and 2ER in 7.0IP to record the loss in the second game of a doubleheader.
- Entered the 2011 season tabbed by *Baseball America* as the Yankees' third-best prospect (top pitcher) and as having the organization's "Best Fastball."

Betances' 2011 Pitching Record

Year	Club	W	L	ERA	G	GS	CG	SHO	SV	IP	H	R	ER	HR	HB	BB	SO	WP	BK
2011	Trenton	4	6	3.42	21	21	0	0	0	105.1	86	49	40	7	9	55	115	5	1
	Scranton/WB	0	3	5.14	4	4	1	0	0	21.0	16	12	12	2	1	15	27	2	0
	YANKEES	0	0	6.75	2	1	0	0	0	2.2	1	2	2	0	1	6	2	0	0

RHP ANDREW BRACKMAN #66

- Saw his first Major League action, tossing 2.1 combined IP with no decisions over three relief appearances as a September callup (1H, 3BB, 0K).
- Was recalled from Triple-A Scranton/Wilkes-Barre on 9/1…also joined the Major League club in 2010, but did not appear in a game.
- Made his Major League debut in 9/22 loss vs. Tampa Bay, tossing 1.1 scoreless innings (1H, 1BB)…with Dellin Betances, became the first pair of Yankees pitchers to make their Major League debuts in the same game since Alex Graman and Scott Proctor on 4/20/04 at Chicago-AL—credit: *Elias*…also appeared in 9/26 and 9/28 losses at Tampa Bay.
- In 33 appearances (13 starts) with Scranton/WB this season, was 3-6 with a 6.00 ERA (96.0IP, 64ER)…was 1-1 with a 5.15 ERA (36.2IP, 21ER) in 20 relief appearances and 2-5 with a 6.52 ERA (59.1IP, 43ER) in 13 starts…12 of his relief appearances were 2.0 innings or more…was 1-0 with one save and a 2.35 ERA (30.2IP, 8ER) in 12G (2GS) post-All-Star break.
- Held opponents scoreless in seven of his final eight outings with the Scranton/WB (17.2IP, 9H, 5BB, 13K)…was 1-0 with one save and a 2.35 ERA (30.2IP, 8ER) in 12 appearances (two starts) following the All-Star break.

Brackman's 2011 Pitching Record

Year	Club	W	L	ERA	G	GS	CG	SHO	SV	IP	H	R	ER	HR	HB	BB	SO	WP	BK
2011	Scranton/WB	3	6	6.00	33	13	0	0	1	96.0	82	65	64	10	14	75	75	19	0
	YANKEES	0	0	0.00	3	0	0	0	0	2.1	1	0	0	0	0	3	0	0	0

RHP BUDDY CARLYLE #39/#41

- Was 0-1 with a 4.70 ERA in eight relief appearances over two stints with the Yankees in 2011 (4/22-5/13 and 6/22-29)…opponents batted .185 (5-for-27, 1HR); LH .000 (0-for-8), RH .263 (5-for-19, 1HR)…retired four-of-eight first batters faced (50.0%)…allowed two of his five inherited runners to score (40.0%)…held opponents scoreless in six of his eight appearances.
- Was signed to a Major League contract and selected to the Yankees' 25-man roster from Triple-A Scranton/WB on 4/22.
- Made his Yankees debut in 4/23 win at Baltimore, closing out the game with a scoreless ninth (1.0IP, 1BB)…did not allow a run over his first five outings, surrendering just 1H (4.1IP, 2BB, 3K).

- Was optioned to Scranton/WB on 5/13 when RHP Hector Noesi was recalled.
- Was recalled from Scranton/WB prior to Game 2 on 6/22 at Cincinnati when RHP Jeff Marquez was placed on the 15-day disabled list…made one relief appearance—his final outing with the Yankees—in 6/25 win vs. Colorado, allowing 2ER in 1.0IP (1H, 2BB, 1K, 1HR).
- Was designated for assignment on 6/29 when the Yankees re-acquired RHP Sergio Mitre from the Milwaukee Brewers…cleared waivers and was outrighted to Scranton/WB on 7/5.
- Overall with Triple-A Scranton/Wilkes-Barre, went 2-2 with one save a 3.98 ERA (43.0IP, 35H, 19ER, 16BB, 31K, 5HR, 4WP) in 27 appearances (two starts)…in 25 relief outings, was 2-1 with one save and a 3.06 ERA (35.1IP, 12ER)…missed 10 days on the D.L (6/11-21) with a right back strain.
- Was released from the organization on 8/18.
- Attended spring training with the Yankees in 2011, going 0-1 with a 15.43 ERA (2.1IP, 4ER) in two games (one start).

Carlyle's 2011 Pitching Record

Year	Club	W	L	ERA	G	GS	CG	SHO	SV	IP	H	R	ER	HR	HB	BB	SO	WP	BK
2011	Scranton/WB	2	2	3.98	27	2	0	0	1	43.0	35	19	19	5	1	16	31	4	0
	YANKEES	0	1	4.70	8	0	0	0	0	7.2	5	4	4	1	0	7	9	2	0

RHP JOBA CHAMBERLAIN #62

- Was 2-0 with a 2.83 ERA in 27 relief appearances with the Yankees in 2011…opponents batted .228 (23-for-101, 3HR); LH .250 (12-for-48, 1HR), RH .208 (11-for-53, 2HR)…retired 22-of-27 first batters faced (81.5%)…prevented 8-of-10 inherited runners from scoring (80.0%).
- Of his 27 relief appearances, 25 were at least 1.0 inning…held opponents scoreless in 20 of his appearances…appeared in back-to-back games four times and three straight games three times.
- Made his fourth straight Opening Day roster…tossed a perfect seventh inning to earn the Opening Day win on 3/31 vs. Detroit (1.0IP, 1K).
- Was charged with his lone blown save of the season in 4/17 win vs. Texas, allowing 1H and 1ER in 0.2IP (1BB).
- Allowed his opponent to score in just two of his final 16 appearances of the season, coming in back-to-back outings on 5/13 and 5/15 vs. Boston (allowing home runs in each game)…did not allow a run in his final eight outings of the season from 5/16-6/5, tossing 9.2 scoreless innings (7H, 4BB, 7K).
- Made his final appearance of the season in 6/5 win at Los Angeles-AL, tossing 1.2 scoreless innings (2H, 1BB, 1K).
- Was placed on the 15-day disabled list on 6/8 with a strained right flexor muscle…underwent an MRI on 6/9 revealing a torn medial collateral ligament in his right elbow…underwent "Tommy John" surgery in Pensacola, Fla. on 6/16, performed by Dr. James Andrews …was transferred to the 60-day disabled list on 6/10.
- Made eight spring training relief appearances, allowing 3ER in 8.0IP (3.38 ERA) with 10H, 2BB, 7K and 1HR…missed 10 days with a left oblique strain (3/12-21).

Chamberlain's 2011 Pitching Record

Year	Club	W	L	ERA	G	GS	CG	SHO	SV	IP	H	R	ER	HR	HB	BB	SO	WP	BK
2011	YANKEES	2	0	2.83	27	0	0	0	0	28.2	23	10	9	3	1	7	24	1	0

OF COLIN CURTIS --

- Missed the entire 2011 season, recovering from right shoulder surgery.
- Began the season on the 60-day disabled list with a dislocated right shoulder (retroactive to 3/22)…suffered the injury on 3/6 at Houston (Kissimmee, Fla.), diving for a fly ball.
- Underwent season-ending right shoulder labral surgery on 4/15 at NewYork Presbyterian Hospital by Dr. Chris Ahmad.

OF CHRIS DICKERSON #27

- Hit .260 (13-for-x50) with 9R, 2 doubles, 1HR and 7RBI in 60 games (six starts in RF, four in LF) over four stints with the Yankees in 2011 (5/17-6/10, 6/12-7/4, 7/17-30 and 9/1-28)…hit safely in five of his 10 starts.
- Made his Yankees debut in 5/17 win at Tampa Bay, starting in RF and going 1-for-3 with 1RBI and 1SH…was recalled from Triple-A Scranton/Wilkes-Barre prior to the game.
- Left 5/18 win at Baltimore after being hit in the helmet by a Mike Gonzalez pitch in the 15th inning…was taken to University of Maryland Hospital for a precautionary CT scan (test results were normal)…had entered the game in the ninth inning in RF and went 1-for-2 with 1HBP.
- Hit .357 (5-for-14) with 3R, 2 doubles and 3RBI in15 games over his first stint with the Yankees (5/17-6/10)…was optioned to Scranton/WB on 6/10, but was recalled two days later when RHPs Bartolo Colon and Amauri Sanit were placed on the disabled list.
- In 16 games during his second stint (6/12-7/4), batted .167 (1-for-6), primarily appearing as a late-inning defensive replacement.
- Was optioned to Scranton/WB on 7/4 when Derek Jeter was reinstated from the 15-day D.L.
- Appeared in 10 games during his third Major League stint from 7/17-30, going 3-for-8 (.375) while starting two games in LF…was optioned to Scranton/WB for a third time following Game 1 of a doubleheader on 7/30 to make room on the roster for that night's starter, RHP Ivan Nova.

- Was recalled for a fourth time on 9/1…appeared in 19 of the Yankees' final 30 games of the season, 4-for-22 (.182) .
- Hit his first home run as a Yankee in 9/12 win at Seattle, going 2-for-4 with 1SB…was his first home run since 5/17/09 w/ Cincinnati at San Diego, snapping a 309AB homerless stretch.
- In 57 games with Triple-A Scranton/Wilkes-Barre, batted .241 (51-for-212) with 33R, 10 doubles, 2HR and 16RBI.
- Began spring training with the Milwaukee Brewers before being traded to the Yankees on 3/25 in exchange for RHP Sergio Mitre…in 18 combined spring training games, batted .333 (13-for-39) with 6R, 3 doubles, 1 triple and 6RBI…in one game with the Yankees, was 3-for-3 with 1 double and 1RBI.

Dickerson's 2011 Batting Record

Year	Club	AVG	G	AB	R	H	2B	3B	HR	RBI	SH	SF	HB	BB	SO	SB	CS	E	OBP	SLG
2011	Scranton/WB	.241	57	212	33	51	10	1	2	16	1	1	3	30	63	18	4	4	.341	.325
	YANKEES	.260	60	50	9	13	2	0	1	7	1	1	1	2	17	4	0	2	.296	.360

LHP PEDRO FELICIANO #31

- Began the season on the 15-day disabled list with a left rotator cuff strain…underwent an MRI on 4/13 that revealed a torn capsule in his left shoulder…marked his first career stint on the D.L…was transferred to the 60-day D.L. on 4/15.
- Saw by Dr. James Andrews in Pensacola, Fla. on 4/18, who recommended a conservative treatment program for a six-week period…began a shoulder strengthening program immediately.
- Underwent surgery on 9/8 to repair his left rotator cuff…surgery was performed by Dr. James Andrews.
- Was limited to four Spring Training relief appearances, allowing 1ER on 5H in 4.0IP while striking out six.

LHP STEVE GARRISON #61

- Made his Major League debut—and only appearance of the season—in 7/25 win vs. Seattle, retiring both batters faced to close out the game (0.2IP)…was recalled from Double-A Trenton prior to 7/19 loss at Tampa Bay.
- Was optioned to Trenton on 7/29 when RHP Rafael Soriano was reinstated from the 60-day disabled list…was designated for assignment on 9/11 when C Austin Romine was signed to a Major League contract…cleared waivers and was outrighted to Double-A Trenton on 9/14.
- In 17 appearances (16 starts) with Trenton this season, was 4-8 with a 5.95 ERA (75.2IP, 50ER).
- Was placed on the minor league seven-day disabled list from 5/4-6/25 with a left groin strain…made two rehab appearances (one start) with Single-A Staten Island from 6/21-24, combining to toss 6.2 scoreless innings (7H, 3BB, 7K).
- Attended spring training with the Yankees, going 0-1 with a 5.23 ERA (10.1IP, 6ER) in eight relief appearances.

Garrison's 2011 Pitching Record

Year	Club	W	L	ERA	G	GS	CG	SHO	SV	IP	H	R	ER	HR	HB	BB	SO	WP	BK
2011	Trenton	4	8	5.95	17	16	0	0	0	75.2	102	58	50	12	3	20	46	3	0
	Staten Island	0	0	0.00	2	1	0	0	0	6.2	7	0	0	0	0	3	7	0	0
	YANKEES	0	0	0.00	1	0	0	0	0	0.2	0	0	0	0	0	0	0	0	0

OF GREG GOLSON #22/#67

- Hit .182 (2-for-11) with 1R and 1SB in nine games (2 starts in CF) over two stints with the Yankees in 2011 (7/14-17 and 9/6-28).
- Made his season debut with the Yankees as an eighth-inning defensive replacement in LF in 7/16 win at Toronto (did not bat) after being recalled from Triple-A Scranton/Wilkes-Barre on 7/14 when Alex Rodriguez was placed on the disabled list…was optioned to Scranton/WB on 7/17.
- Was recalled for a second stint on 9/6, appearing in eight games.
- Scored the game-winning run as eighth-inning PR for Swisher in 9/21 Game 2 AL East-clinching win vs. Tampa Bay.
- In 105 games with Scranton/WB this season, hit .263 (101-for-384) with 55R, 9 doubles, 7 triples, 8HR, 33RBI and 29 multi-hit contests (23 two-hit games and six three-hit games)…appeared at all three outfield positions.
- Hit .337 (32-for-95) with 10R, 5 doubles, 2 triples, 1HR and 13RBI in 26 games in June…scored 19 runs over 24 games in July.
- Scored three runs despite not reaching base safely (via hit, walk or hit-by-pitch) in 5AB in 7/26 win at Buffalo…reached base on a fielder's choice and scored in the first, fifth and sixth innings.
- Attended spring training with the Yankees in 2011, batting .231 (3-for-13) with 2R, 1HR and 1RBI in eight games.

Golson's 2011 Batting Record

Year	Club	AVG	G	AB	R	H	2B	3B	HR	RBI	SH	SF	HB	BB	SO	SB	CS	E	OBP	SLG
2011	Scranton/WB	.263	105	384	55	101	9	7	8	33	5	1	9	30	105	15	5	1	.330	.385
	YANKEES	.182	9	11	1	2	0	0	0	0	0	0	0	1	2	1	0	0	.250	.182

RHP BRIAN GORDON #22

- Went 0-1 with a 5.23 ERA (10.1IP, 6ER) in two starts with the Yankees in 2011…opponents batted .300 (12-for-40, 3HR); LH .231 (3-for-13, 0HR), RH .333 (9-for-27, 3HR).
- Was signed by the Yankees on 6/16 and made the start that day vs. Texas – his first Major League start –holding the Rangers to 2ER in 5.1IP (7H, 3BB/1IBB, 3K, 2HP) in the no-decision…allowed just three baserunners (2 singles, 1HP) over his first 12 batters faced as the Yankees went on to win 3-2 in 12 innings.
- Made his only other appearance in Game 2 of a doubleheader on 6/22 at Cincinnati, allowing 5H and 4ER in 5.0IP to record his first Major League loss (1K, 3HR).
- Was optioned to Triple-A Scranton/Wilkes-Barre on 7/2…made one start on 7/5 vs. Lehigh Valley, tossing 5.0 scoreless innings in the no-decision (4H, 0BB, 7K)…was released on 7/9 to sign a contract in Korea.
- Began the season in the Philadelphia Phillies organization, going 5-0 with a 1.14 ERA in 12 games (nine starts) before being released on 6/14…earned all five of his wins as a starter with a 1.23 ERA (51.1IP, 7ER), 53K and just 5BB…held his opponent scoreless four times…led the International league in ERA and ranked second in opponents batting average against (.197) at the time of his release.
- Was named the International League "Pitcher of the Week" for the period of 5/9-15, combining to go 1-0 with a 0.66 ERA in two starts during the week (13.2IP, 6H, 1ER, 9K)…registered a career-high 11K in each of back-to-back shutout victories on 6/1 and 6/6.
- Donated the glove he used in making his first Yankees appearance to the Baseball Hall of Fame & Museum…the glove was requested by the HOF as it is believed to be the first-ever all synthetic (no leather) glove used in a Major League game.

Gordon's 2011 Pitching Record

Year	Club	W	L	ERA	G	GS	CG	SHO	SV	IP	H	R	ER	HR	HB	BB	SO	WP	BK
2011	Lehigh Valley	5	0	1.14	12	9	0	0	0	55.1	39	11	7	4	1	7	56	1	0
	YANKEES	0	1	5.23	2	2	0	0	0	10.1	12	6	6	3	2	3	4	0	0
	Scranton/WB	0	0	0.00	1	1	0	0	0	5.0	4	0	0	0	0	0	7	0	0

RHP GEORGE KONTOS #70

- Recorded a 3.00 ERA with no decisions in seven relief appearances as a September callup with the Yankees in 2011…retired all seven of his first batters faced and prevented all six of his inherited runners from scoring…held opponents scoreless in five of his appearances.
- Was signed to a Major League contract and selected to the Yankees' active roster from Triple-A Scranton/Wilkes-Barre on 9/6.
- Made his Major League debut in 9/10 loss at Los Angeles-AL, allowing 2H and 1ER in 1.1IP (2K, 1HR).
- Did not face an official batter in 9/18 loss at Toronto after Lawrie was caught stealing second base to end the inning.
- Entered 9/22 loss vs. Tampa Bay with the bases loaded and struck out Justin Ruggiano to strand all three runners (1.1IP, 1H, 1K).
- In 40 appearances (four starts) with Trenton this season, was 4-4 with two saves and a 2.62 ERA (89.1IP, 26ER)…was 1-0 with a 2.08 ERA (17.1IP, 4ER) in four starts and 3-4 with a 2.75 ERA (72.0IP, 22ER) in 36 relief appearances…tossed at least 2.0 innings in 21 of his 36 relief outings, including six appearances of at least 3.0 innings and two with at least 4.0IP.
- Was selected by the Padres from the Yankees in the 2010 Rule 5 Draft on 12/9/10…was returned to the Yankees on 3/14/11.

Kontos' 2011 Pitching Record

Year	Club	W	L	ERA	G	GS	CG	SHO	SV	IP	H	R	ER	HR	HB	BB	SO	WP	BK
2011	Scranton/WB	4	4	2.62	40	4	0	0	2	89.1	72	27	26	12	2	26	91	3	0
	YANKEES	0	0	3.00	7	0	0	0	0	6.0	4	2	2	1	0	3	6	0	0

LHP AARON LAFFEY #39/#22

- Combined to go 3-3 with a 3.88 ERA in 47 relief appearances over two stints with the Yankees (8/19-21 and 9/2-28) and two stints with the Mariners (4/1-7/29 and 8/1-16) in 2011…opponents batted .306 (67-for-219, 7HR); LH .242 (24-for-99, 3HR), RH .358 (43-for-120, 4HR)…retired 29-of-47 first batters faced (61.7%)…prevented 18-of-29 inherited runners to score (62.1%)…appeared in consecutive games six times and three straight games three times.
- Tossed more than 1.0 inning in 18 of his 47 combined outings, including at least 2.0IP 10 times.
- Was claimed off waivers by the Yankees from the Seattle Mariners on 8/19, and went 2-1 with a 3.38 ERA over two stints with the Yankees.
- Made his Yankees debut in 8/20 loss at Minnesota, allowing 5H and 2ER in 3.0IP (2BB, 2K)…was designated for assignment the next day and optioned to Triple-A Scranton/Wilkes-Barre on 8/23 after clearing optional waivers…was recalled on 9/2.
- Earned his first win as a Yankee—and second win of the season—on 9/5 vs. Baltimore, allowing 1BB in 0.2IP.
- Made his third appearance in as many days on 9/9 at Los Angeles-AL, suffering the loss after allowing a lead-off single to his only batter faced in the ninth inning.

- Made nine September outings, keeping opponents scoreless in eight of those appearances and holding left-handed batters to a .111 (2-for-18) batting average.
- Made two appearances (one start) with Scranton/WB, was 0-1 with a 7.36 ERA (3.2IP 3ER).
- In 36 relief appearances with the Mariners, was 1-1 with a 4.01 ERA (42.2IP, 19ER).
- Went 1-1 with a 1.87 ERA (33.2IP, 33H, 8R, 7ER, 12BB, 18K) in 27 appearances prior to the All-Star break…allowed 12ER in 9.0IP (12.00 ERA) in nine outings with Seattle following the break, surrendering a season-high-tying 3ER in four of his last seven appearances.
- Made his final appearance with Seattle on 8/16 vs. Toronto, allowing 4H and 3ER in 1.1IP…was optioned to Triple-A Tacoma following the game and designated for assignment on 8/17 when RHP Chance Ruffin was acquired to complete a trade with Detroit.
- Began the year in the Cleveland organization before being acquired by the Mariners on 3/2 in exchange for INF Matt Lawson.
- Attended spring training with the Indians and Mariners, combining to go 1-0 with a 3.00 ERA (12.0IP, 4ER) in seven relief appearances (one start).

Laffey's 2011 Pitching Record

Year	Club	W	L	ERA	G	GS	CG	SHO	SV	IP	H	R	ER	HR	HB	BB	SO	WP	BK
2011	SEATTLE	1	1	4.01	36	0	0	0	0	42.2	54	20	19	7	1	16	24	2	1
	YANKEES	2	1	3.38	11	0	0	0	0	10.2	13	4	4	0	2	5	6	0	0
	Scranton/WB	0	1	7.36	2	1	0	0	0	3.2	5	5	3	0	1	2	1	0	0

INF BRANDON LAIRD #60

- Hit .190 (4-for-21) with 3R with 1RBI in 11 games (four starts at 3B and two starts at 1B) over two stints with the Yankees in 2011 (7/18-26 and 9/1-28).
- Was recalled from Triple-A Scranton/Wilkes-Barre prior to 7/18 win at Tampa Bay when Ramiro Pena was placed on the D.L.
- Made his Major League debut as a seventh-inning pinch-hitter for Derek Jeter in 7/22 win vs. Oakland, drawing a walk…singled in a run in the eighth inning (in his first ML at-bat) off Craig Breslow for his first Major League hit and RBI (also scored 1R).
- Made his first career start (at 3B) in 7/23 loss vs. Oakland, going 0-for-3.
- Was optioned to Scranton/WB on 7/26 when Eric Chavez was reinstated from the 60-day disabled list.
- Was recalled for a second time on 9/1…made his first career start and appearance at 1B in 9/7 loss vs. Baltimore, going 0-for-2.
- Did not play in 14 straight games from 9/8-21 (Game 2), then appeared in five of the Yankees' final seven games.
- In 123 games with Scranton/Wilkes-Barre this season, hit .260 (120-for-462) with 51R, 27 doubles, 16HR and 69RBI…appeared in games at 3B (104 games), 1B (15 games), LF (nine games), RF (two games) and DH (two games)…recorded 33 multi-hit games (27 two-hit games and six three-hit contests)…batted .320 (16-for-50) with 2HR and 20RBI with RISP and two outs and .333 (3-for-9) with 6RBI with the bases loaded.
- Was awarded a Rawlings Minor League Gold Glove Award as the top defensive third baseman in the minors in 2011…also tabbed by *Baseball America* as the "Best Defensive Third Baseman" in the International League in their 2011 best tools survey…led all qualifying Triple-A third basemen with a .968 fielding percentage (8E, 247TC).
- Attended spring training with the Yankees in 2011, batting .115 (3-for-26) with 2R, 1 double and 2RBI in 19 games.
- Older brother is St. Louis Cardinals catcher Gerald Laird…were one of seven pairs of brothers in the Majors (active or D.L.) at the end of the season.

Laird's 2011 Batting Record

Year	Club	AVG	G	AB	R	H	2B	3B	HR	RBI	SH	SF	HB	BB	SO	SB	CS	E	OBP	SLG
2011	Scranton/WB	.260	123	462	51	120	27	0	16	69	0	6	4	17	84	0	0	10	.288	.422
	YANKEES	190	11	21	3	4	0	0	0	1	1	0	0	3	4	0	0	1	.292	.190

RHP JEFF MARQUEZ #41

- Made three relief appearances with the Yankees in 2011, allowing 5H and 1ER in 4.0IP without recording a decision (2.25 ERA, 2K)…opponents batted .278 (5-for-18, 0HR); LH .125 (1-for-8), RH .400 (4-for-10)…retired two-of-three first batters faced (66.7%)…the Yankees were 2-1 in games he appeared in.
- Made his Yankees debut in 6/9 loss vs. Boston, allowing 2H and 1ER in 2.0IP (1K).
- Was placed on the 15-day disabled list with a sore right shoulder on 6/22…was transferred to the 60-day D.L. on 8/16…was returned from rehab, reinstated from the 60-day disabled list and outrighted to Double-A Trenton on 8/24.
- Combined to make seven rehab starts with the GCL Yankees, Single-A Tampa and Trenton, going 2-1 with a 4.24 ERA (23.1IP, 11ER) from 7/25-8/20…made two starts with Trenton following his D.L. stint, going 1-0 with a 1.93 ERA (14.0IP, 3ER).
- Marked his second tenure with the organization, having been originally selected by the Yankees in Compensation Round A of the 2004 First-Year Player Draft before being traded to Chicago-AL in exchange for OF Nick Swisher.
- Began the season with Triple-A Charlotte (Chicago-AL), going 3-4 with a 3.97 ERA in nine starts (47.2IP, 53H, 27R, 21ER, 15BB, 36K, 5HR).

- Was recalled by Chicago-AL from Triple-A Charlotte on 5/30, but did not appear in a game before being designated for assignment on 6/5…was claimed by the Yankees off waivers from Chicago-AL, signed to a Major League contract and selected to the Yankees' 25-man roster prior to 6/8 loss vs. Boston.
- Following the season, was named to the USA Baseball 2011 World Cup/Pan Am Team roster.

Marquez's 2011 Pitching Record

Year	Club	W	L	ERA	G	GS	CG	SHO	SV	IP	H	R	ER	HR	HB	BB	SO	WP	BK
2011	Charlotte	3	4	3.97	9	9	1	1	0	47.2	53	27	21	5	6	15	36	1	0
	YANKEES	0	0	2.25	3	0	0	0	0	4.0	5	1	1	0	0	0	2	0	0
	GCL Yankees	0	0	0.00	2	2	0	0	0	4.0	1	0	0	0	0	2	5	0	0
	Tampa	1	1	6.08	4	4	0	0	0	13.1	17	9	9	2	3	4	7	2	0
	Trenton	2	0	2.25	3	3	0	0	0	20.0	9	7	5	2	2	3	11	1	0

LHP DAMASO MARTE #43

- Missed the entire 2011 season on the 60-day disabled list with left shoulder labrum inflammation…has not pitched in a Major League game since 7/7/10.

RHP SERGIO MITRE #41/#45

- Combined to go 0-1 with a 4.46 ERA in 26 relief appearances with the Yankees and Brewers in 2011…opponents batted .262 (39-for-149, 3HR); LH .283 (17-for-60, 0HR), RH .247 (22-for-89, 3HR)…23 of his relief outings were at least 1.0IP (88.5%).
- Made four relief appearances with the Yankees in 2011, allowing 9H and 9R (7ER) in 5.1IP without recording a decision (11.81 ERA, 4BB, 2K, 1HBP).
- Began spring training with the Yankees before being traded to Milwaukee on 3/25 in exchange for OF Chris Dickerson…in six combined spring training appearances (two starts), was 1-1 with a 554 ERA (13.0IP, 15H, 8ER, 2BB, 1HP, 4HR, 9K)…was re-acquired by the Yankees from the Brewers on 6/29 in exchange for cash considerations.
- Made his season debut with the Yankees in 7/2 win at the Mets, allowing 2ER in 1.0IP (1H, 1BB, 1WP)…allowed runs in each of his four Yankees outings…in his final appearance of the season in 7/15 loss at Toronto, allowed 2H and 1ER in 1.0IP (1HBP).
- Was placed on the 15-day disabled list on 7/19 with right rotator cuff tendinitis…was transferred to the 60-day D.L. on 7/29, missing the remainder of the season (68 team games).
- Began the regular season with the Milwaukee Brewers, going 0-1 with a 3.27 ERA in 22 relief appearances (33.0IP, 12ER)…10 of his 22 outings were more than 1.0 inning…allowed 6ER in 27.0IP (2.00 ERA) over his first 19 appearances of the season (4/2-6/9) and 6ER in 6.0IP (9.00 ERA) in his last three outings with the club (6/16-22) before being designated for assignment by the Brewers on 6/27.

Mitre's 2011 Pitching Record

Year	Club	W	L	ERA	G	GS	CG	SHO	SV	IP	H	R	ER	HR	HB	BB	SO	WP	BK
2011	MILWAUKEE	0	1	3.27	22	0	0	0	0	33.0	30	14	12	3	1	10	14	0	0
	YANKEES	0	0	11.81	4	0	0	0	0	5.1	9	9	7	0	1	4	2	1	0

C GUSTAVO MOLINA #53

- Hit .167 (1-for-6) with 1 double in three games (two starts at C) with the Yankees in 2011.
- Made his second career Opening Day roster (also 2007 w/ Chicago-AL)…was signed to a Major League contract and selected to the Yankees' 25-man roster on 3/30.
- Made his season debut in 4/16 win vs. Texas (0-for-3)…became the last player to appear in a game after making his team's 2011 Opening Day roster—credit: *Elias Sports Bureau*.
- Recorded his first and only hit as a Yankee with an eighth-inning double in 4/28 win vs. Chicago-AL after entering the game defensively at catcher in the top of the inning…was optioned to Scranton/Wilkes-Barre on 4/29.
- Was designated for assignment on 8/19 when the Yankees claimed LHP Aaron Laffey off waivers from Seattle…was outrighted to Scranton/WB on 8/23.
- Spent the majority of the season with Triple-A Scranton/Wilkes-Barre, batting .253 (41-for-162) with 9R, 6 doubles, 4HR and 21RBI in 47 games…threw out 31.6% of potential base stealers (12-of-38).
- Attended spring training as a non-roster invitee, hit .056 (1-for-18) with 1R, and 2RBI in 17 spring training games.

Molina's 2011 Batting Record

Year	Club	AVG	G	AB	R	H	2B	3B	HR	RBI	SH	SF	HB	BB	SO	SB	CS	E	OBP	SLG
2011	Scranton/WB	.253	47	162	9	41	6	0	4	21	2	1	1	7	37	0	0	3	.287	.364
	YANKEES	.167	3	6	0	1	1	0	0	0	0	0	0	0	0	0	0	0	.167	.333

DH/C JESUS MONTERO #63

- Hit .328 (20-for-61) with 9R, 4 doubles, 4HR, 12RBI and 7BB in 18 games (three starts at C, 14 at DH) with the Yankees in 2011…hit safely in 12 of the contests and - according to *Elias* - had the highest average in September for any player that debuted during the month…hit .500 (12-for-24, 0HR) offleft-handed pitchers and .216 (8-for-37, 4HR) against righthanders.
- Made his Major League debut in 9/1 win at Boston, starting at DH and going 0-for-4 with 1R and 1HP…scored the go-ahead run in the seventh—the first run of his Major League career—after being hit by a pitch by Alfredo Aceves…according to *Elias*, became the first Yankee to make his Major League debut at Fenway Park *in the starting lineup* since John Miller on 9/11/66 (started in LF, homered in first plate appearance)…was signed to a Major League contract and selected to the Yankees' active roster from Triple-A Scranton/Wilkes-Barre prior to the game.
- Collected his first Major League hit with a sixth-inning single off Ricky Romero in 9/3 win vs. Toronto, going 1-for-3…was the start of a six-game hitting streak from 9/3-10, batting .421 (8-for-19) with 5R, 3HR and 6RBI over the stretch.
- Hit solo-HR—the first of his Major League career—and two-run HR in consecutive at bats in the fifth and seventh innings and was 2-for-3 with 3R and 1BB in 9/5 win vs. Baltimore…became the first Yankee to hit his first two home runs of his career in the same game since Shane Spencer in 1998 (credit: *Elias*) and just the second Yankee in the Live Ball era (since 1920) to record a multi-HR game within his first four Major League games (also Shelley Duncan on 7/22/07 vs. Tampa Bay)…became the fourth Yankee to hit 2HR in a game before turning 22 years old, joining Joe DiMaggio (three multi-HR games in 1936 at age 21), Mickey Mantle (one in 1952 at age 20) and Joe Pepitone (one in 1962 at age 21)—credit: *Elias*.
- Made his Major League catching debut in 9/11 at Los Angeles-AL, starting at the position…teammate Austin Romine also made his catching debut that day (entering as a defensive replacement in the seventh), marking the first time in Yankees history that two players each made their first career appearance at catcher in the same game…was the first time for any Major League team since Boston's Gary Allenson and Mike O'Berry on 4/8/79 at Cleveland.
- Record back-to-back games with at least 3H and 2RBI (9/22 vs. Tampa Bay—3H, 2RBI and 9/24 vs. Boston—3H, 4RBI), becoming just the third Yankees rookie to accomplish the feat since RBI became an official statistic in 1920 (also Bob Meusel in 1920 and Robinson Cano in 2005)—credit: *Elias*.
- Hit solo HR and was 3-for-4 with 2R, 1 double and 4RBI in 9/24 win vs. Boston, tying his career high in hits and establishing a career high in RBI…became the first Yankees rookie with at least 4RBI in a game vs. Boston since Brett Gardner (4RBI on 9/26/08 at Fenway Park)…was the first Yankees rookie with 3H and 4RBI in a game vs. the Red Sox since Yogi Berra on 5/10/47 (3-for-5 with 4RBI at Fenway Park)—credit: *Elias*.
- Became the fourth active player to record at least 18H, 4HR and 12RBI through his first 15 Major League games (9/1-24), joining Albert Pujols (2001), Jeff Francoeur (2005) and Mark Reynolds (2007) and the first ever Yankee to reach those totals in his first 15 career games—credit: *Elias*…according to ESPN Stats & Info., became the fifth Yankee with at least 4HR in his first 15 Major League games, joining Shelley Duncan (2007), Oscar Azocar (1990), Kevin Maas (1990) and Steve Whitaker (1966).
- Spent the majority of the season with Scranton/WB, batting .288 (121-for-420) with 52R, 19 doubles, 18HR and 67RBI in 109 games…led all IL catchers with a .997 fielding percentage (2E, 655TC) and caught 18-of-88 potential base stealers (20.5%)…over his final eight games (8/21-30), batted .344 (11-for-32) with 7R, 2 doubles, 5HR and 12RBI…was named to the International League's midseason All-Star team.
- Attended spring training as a non-roster invitee with the Yankees in 2011, batting .250 (10-for-40) with 5R, 2 doubles and 2RBI in 19 games…entered the 2011 season ranked by *Baseball America* as the Yankees' top prospect and the fifth-best prospect in all of Baseball (top catcher)…was also tabbed by the publication as the organization's "Best Hitter for Average" and "Best Power Hitter"…was named the organization's top prospect by *The Sporting News*.

Montero's 2011 Batting Record

Year	Club	AVG	G	AB	R	H	2B	3B	HR	RBI	SH	SF	HB	BB	SO	SB	CS	E	OBP	SLG
2011	Scranton/WB	.288	109	420	52	121	19	1	18	67	0	3	4	36	98	0	0	2	.348	.467
	YANKEES	.328	18	61	9	20	4	0	4	12	0	0	1	7	17	0	0	0	.406	.590

INF RAMIRO PENA #19

- Hit .100 (4-for-40) with 5R, 1HR and 4RBI in 23 games (five starts at 3B, three at 2B and two at SS) over two stints with the Yankees in 2011 (5/6-12 and 6/14-9/28).
- Was recalled from Triple-A Scranton/Wilkes-Barre on 5/6 when INF Eric Chavez was placed on the 15-day disabled list…did not play in five team games before being optioned to Scranton/WB when RHP Amauri Sanit was added to the 25-man roster on 5/12…was recalled for a second stint with the Yankees on 6/14 when SS Derek Jeter was placed on the disabled list.
- Hit solo HR and was 2-for-4 with 2R in 6/15 win vs. Texas…was his second career home run and snapped a 166AB homerless stretch since his last HR on 9/28/09 vs. Kansas City.
- Made three errors in 6/22 Game 1 win at Cincinnati, the most by a Yankee since Miguel Cairo on 7/7/07 vs. Los Angeles-AL (3E in 13 innings) and the most by a Yankee *in a nine-inning game* since Robinson Cano on 5/19/07 at the Mets (also 3E).
- Was placed on the 15-day disabled list on 7/18—on his 26th birthday—after having an emergency appendectomy

that morning in Tampa, Fla…was returned from rehab and reinstated from the 15-day D.L. on 9/6 (missed 47 team games) and went 2-for-15 (.133) in nine games (three starts).

- Appeared in six combined rehab games with Double-A Trenton and Triple-A Scranton/WB from 8/30-9/5, batting .348 (8-for-23) with 3R and 3RBI (4G-SS/1-3B/1-2B).
- Snapped a career-high 0-for-28 stretch with his sixth-inning single in 9/22 loss vs. Tampa Bay…was the longest hitless streak by a Yankee since 2004, when Derek Jeter and Jason Giambi each went hitless over 32AB stretches (credit: *Elias*)…was 2-for-4 with 2R and 2RBI in the game, tying his career highs in runs and RBI.
- Spent the majority of the season with Scranton/WB, batting .273 (57-for-209) with 27R, 12 doubles, 4HR and 18RBI in 55 games, appearing at SS, 2B, 3B and DH.
- Hit safely in 17 of 23 games from 5/20-6/13, batting .311 (28-for-90) with 17R, 7 doubles, 2HR and 9RBI with 10 multi-hit games during the stretch.
- Attended spring training with the Yankees in 2011, batting .220 (9-for-41) with 3R and 2RBI in 23 games.

Pena's 2011 Batting Record

Year	Club	AVG	G	AB	R	H	2B	3B	HR	RBI	SH	SF	HB	BB	SO	SB	CS	E	OBP	SLG
2011	Scranton/WB	.273	55	209	27	57	12	1	4	18	1	0	1	20	35	3	2	4	.339	.397
	YANKEES	.100	23	40	5	4	0	0	1	4	2	1	1	2	11	0	0	5	.159	.175
	Trenton	.429	2	7	1	3	0	0	0	2	0	0	0	0	1	0	0	1	.429	.429

RHP LANCE PENDLETON #39

- Made 11 relief appearances with the Yankees in 2011, recording a 3.21 ERA (14.0IP, 5ER) without a decision over four stints (4/15-5/11, 5/21-6/16, 7/3-6, 9/1-6)…opponents batted .200 (10-for-50, 2HR); LH .273 (6-for-22, 2HR), RH .143 (4-for-28, 0HR).
- Made his Major League debut in 4/15 loss vs. Texas, tossing 3.0 perfect innings (2K)…struck out each of his first two batters faced (Elvis Andrus and Michael Young), becoming the first Yankee in the last 90 years to make his Major League debut with at least 3.0IP without allowing a hit or walk.
- Became the first Yankee to retire his first nine hitters faced in his Major League debut since Chien-Ming Wang retired his first 10 batters on 4/30/05 vs. Toronto…according to *Elias*, the only other active Major League player to accomplish the feat is Detroit's Max Scherzer on 4/29/08 vs. Houston (w/ Arizona)…became the seventh player since 1970 to toss at least 3.0 perfect innings in his Major League debut, joining Max Scherzer (4/29/08), Jimmy Key (4/6/84), Mike McClendon (8/14/10), Steve Stemle (5/26/05), Felipe Lira (4/27/95) and Jim Nelson (5/30/70)…was signed to a Major League contract and selected to the Yankees' 25-man roster from Triple-A Scranton/Wilkes-Barre that day.
- Was optioned to Scranton/WB on 5/11 when RHP Luis Ayala was reinstated from the disabled list…was recalled for a second stint with the Yankees on 5/21, allowing 4H and 3ER in 5.2IP (4.76 ERA) over six relief appearances.
- In 6/8 loss vs. Boston, allowed 3ER in 1.2IP (3H, 2BB, 2K, 2HR)…his ninth-inning solo HR allowed to Crawford was his first career run allowed, snapping a 10.0IP scoreless stretch to begin his career…was the fourth-longest scoreless stretch by a Yankee to begin his Major League career over the last 15 years (since 1996) behind Joba Chamberlain (15.1IP 8/7-9/12/07), Matt Smith (12.0IP, 4/14-7/3/06) and Phil Coke (11.2IP, 9/1-23/08).
- Was optioned back to Scranton/WB on 6/16 when RHP Brian Gordon was added to the 25-man roster…was recalled for a third time from 7/3-6, making one relief appearance and allowing 2ER in 2.0IP in 7/5 win at Cleveland (2H, 2BB, 1K).
- Was added to the roster as a September call-up on 9/1…did not appear in a game before being designated for assignment on 9/6…was claimed off waivers by Houston on 9/9.
- Spent the majority of the season with Triple-A Scranton/Wilkes-Barre, appearing in 18G (10GS) and going 3-4 with one save and a 3.11 ERA (66.2IP, 58H, 23ER, 24BB, 45K, 7HR, 2HP, 3WP)…went 1-2 with a 3.20 ERA (19.2IP, 7ER) out of the bullpen, tossing at least 2.0 innings in six of his eight relief outings…in 10 starts, was 2-2 with a 3.06 (47.0IP, 16ER).
- Attended spring training with Houston, going 1-0 with a 5.87 ERA (7.2IP, 5ER) in seven appearances (one start)…was selected by the Astros from the Yankees in the 2010 Rule 5 draft on 12/9/10 and returned to the Yankees on 3/28/11.

Pendleton's 2011 Pitching Record

Year	Club	W	L	ERA	G	GS	CG	SHO	SV	IP	H	R	ER	HR	HB	BB	SO	WP	BK
2011	Scranton/WB	3	4	3.11	18	10	0	0	1	66.2	58	23	23	7	2	24	45	3	1
	YANKEES	0	0	3.21	11	0	0	0	0	14.0	10	5	5	2	0	10	8	0	0

RHP SCOTT PROCTOR #41

- Combined to go 2-6 with a 7.14 ERA in 39 relief appearances with the Yankees and Braves in 2011…opponents batted .313 (50-for-160) with 11HR.
- Was 0-3 with a 9.00 ERA in eight relief appearances with the Yankees, with all three losses coming in the Yankees' opponent's last at-bat (9/8 at Baltimore, 9/25 vs. Boston and 9/28 at Tampa Bay)…retired just 1-of-8 first batters faced.
- Was signed to a Major League contract and selected to the Yankees' active roster from Triple-A Scranton/

Wilkes-Barre on 9/1…was signed by the Yankees as a minor league free agent on 8/15.

- Made his first appearance of the season with the Yankees—and his 300th career appearance with the club—in 9/5 win vs. Baltimore, allowing 3H and 1ER in 2.0IP (1BB, 2K, 1HR)…was his first appearance with the Yankees since 7/27/07 at Baltimore.
- Allowed 3H and 1ER in 1.1IP (2BB, 1K) on 9/8 at Baltimore to suffer his first loss with the Yankees in 2011.
- In 9/22 loss vs. Tampa Bay, allowed 4H and 3ER in 1.0IP (5R, 2BB, 2HR)…tied his career high in runs (also 6/2/07 w/ the Yankees at Boston).
- Allowed game-winning home runs in each of his final two outings, surrendering a three-run HR to Ellsbury in the 14th inning of 9/25 Game 2 and a "walk-off solo homer to Longoria on 9/28 at Tampa Bay in the season finale.
- In six games with Scranton/WB, posted a 2.57 ERA (7.0IP, 2ER, 8H, 2BB, 8K) without recording a decision.
- Was 2-3 with a 6.44 ERA in 31 relief appearances with Atlanta in 2011 (29.1IP, 31H, 21ER, 19BB, 18K, 5HR)…retired 23-of-31 first batters faced (77.4%)…allowed 7-of-21 inherited runners to score (33.3%)…over his first 19 appearances of the season, was 1-1 with a 3.14 ERA (14.1IP, 5ER)…in his final 12 outings with Atlanta, went 1-2 with a 9.60 ERA (15.0IP, 16ER)…was signed to a Major League contract and selected to the Braves 25-man roster on 5/15…was released on 8/10.
- Tossed the final 3.0 innings of a 19-inning Braves "walk-off" win on 7/26 vs. Pittsburgh (1H, 0R, 3BB, 2K), earning the victory…drove in the game-winning run on a failed fielder's choice to score Julio Lugo…was his first career RBI.
- Began the season with Triple-A Gwinnett, going 1-0 with three saves and a 1.06 ERA (17.0IP, 2ER) in 14 relief appearances…was signed by Atlanta as a minor league free agent on 11/11/09.
- Attended spring training with Atlanta, going 1-1 with a 5.06 ERA (10.2IP, 6ER) in 10 relief appearances.

Proctor's 2011 Pitching Record

Year	Club	W	L	ERA	G	GS	CG	SHO	SV	IP	H	R	ER	HR	HB	BB	SO	WP	BK
2011	Gwinnett	1	0	1.06	14	0	0	0	3	17.0	10	3	2	1	0	5	24	1	0
	ATLANTA	2	3	6.44	31	0	0	0	0	29.1	31	21	21	5	1	19	18	2	0
	Scranton/WB	0	0	2.57	6	0	0	0	0	7.0	8	2	2	0	0	2	8	0	0
	YANKEES	0	3	9.00	8	0	0	0	0	11.0	19	13	11	6	0	12	11	2	0

C AUSTIN ROMINE #71

- Hit .158 (3-for-19) with 2R in nine games (four starts at C) with the Yankees in 2011.
- Was signed to a Major League contract and selected to the Yankees' active roster from Triple-A Scranton/Wilkes-Barre on 9/11.
- Made his Major League debut in 9/11 at Los Angeles-AL, entering the game as a defensive replacement at catcher in the seventh inning (did not bat)…teammate Jesus Montero also made his catching debut that day (starting at the position), marking the first time in Yankees history that two players each made their first career appearance at catcher in the same game…was the first time for any Major League team since Boston's Gary Allenson and Mike O'Berry on 4/8/79 at Cleveland.
- Made his first Major League start (at catcher) in 9/12 win at Seattle, going 1-for-4 with 1R at catcher…collected his first Major League hit with a seventh-inning single (off Dan Cortes).
- Spent the majority of the season with Double-A Trenton, batting .286 (96-for-336) with 43R, 13 doubles, 6HR and 47RBI in 85 games…was promoted to Scranton/WB on 9/2 where he hit .133 (2-for-15) with 1R and 1RBI in four games…was named to the Eastern League midseason All-Star team.
- Caught 23.9% (27-of-113) potential base stealers with Trenton, ranking seventh in the league in caught stealing pct.
- Represented the Yankees on the U.S. Team in the 2011 XM Futures Game on 7/10, going 2-for-2 with 1R and the game-winning RBI in the 6-4 U.S. victory.
- Attended spring training as a non-roster invitee with the Yankees in 2011, batting .217 (5-for-23) with 3R, 1 double, 2HR and 2RBI in 15 games.
- Entered the 2011 season ranked as the sixth-best prospect in the Yankees organization and the "Best Defensive Catcher" by *Baseball America*.
- Older brother, Andrew Romine, plays for the Los Angeles Angels…were one of seven pairs of brothers in the Majors (active or D.L.) at the end of the season…father, Kevin, was a former Major Leaguer, appearing in 331 games over parts of seven seasons with Boston from 1985-91.

Romine's 2011 Batting Record

Year	Club	AVG	G	AB	R	H	2B	3B	HR	RBI	SH	SF	HB	BB	SO	SB	CS	E	OBP	SLG
2011	Trenton	.286	85	336	43	96	13	0	6	47	0	2	3	32	60	2	2	4	.351	.378
	Scranton/WB	.133	4	15	1	2	0	0	0	1	0	0	0	0	3	0	0	0	.133	.133
	YANKEES	.158	9	19	2	3	0	0	0	0	0	0	0	1	5	0	0	1	.200	.158

RHP AMAURI SANIT #39/#53

- Did not record a decision in four relief appearances over two stints with the Yankees in 2011 (5/12-21 and 6/8-16), allowing 10ER in 7.0IP (12.86 ERA, 12H, 3BB/1IBB, 3HBP, 4K, 1WP).
- Made his Major League debut in 5/12 loss vs. Kansas City, allowing 3ER in 4.2IP (4H, 2BB/1IBB, 2K, 2HP, 1WP)…struck out his first batter faced (Jeff Francoeur)…was signed to a Major League contract and selected to the Yankees' 25-man roster from Triple-A Scranton/Wilkes-Barre prior to the game.
- Made three appearances (6.1IP, 8H, 6ER) before being optioned to Scranton/WB on 5/21.
- Made two relief appearances with Scranton/WB before landing on the disabled list on 5/29 with a strained left groin.
- Was reinstated from the minor league disabled list and recalled from Scranton/WB on 6/8…made one appearance in 6/10 win vs. Cleveland, allowing 4ER in 0.2IP in his final appearance of the season before being placed on the 15-day disabled list on 6/12 with a sprained right elbow.
- Was released on 6/16 when RHP Brian Gordon was signed.
- Made 10 appearances (two starts) with Scranton/WB this season, going 2-1 with a 5.21 ERA (19.0IP, 24H, 11ER, 2HP, 7BB, 25K, 4HR).

Sanit's 2011 Pitching Record

Year	Club	W	L	ERA	G	GS	CG	SHO	SV	IP	H	R	ER	HR	HB	BB	SO	WP	BK
2011	Scranton/WB	2	1	5.21	10	2	0	0	0	19.0	24	11	11	4	2	7	25	4	0
	YANKEES	0	0	12.86	4	0	0	0	0	7.0	12	10	10	0	3	3	4	1	0

LHP RAUL VALDES #61

- Combined with St. Louis and the Yankees to go 0-1 with a 3.00 ERA (12.0IP, 14H, 4ER, 6BB, 15K)…opponents batted .292 (14-for-48, 1HR); LH .296 (8-for-27), RH .286 (6-for-21, 1HR)…retired six-of-13 first batters faced (46.1%)…prevented 10-of-13 inherited runners from scoring (76.9%).
- Was 0-0 with a 2.70 ERA in six relief appearances as a September callup with the Yankees in 2011…left-handed hitters were 5-for-17 (.294) over the seaosn's final month.
- Was recalled from Double-A Trenton on 9/1.
- Made his Yankees debut in 9/18 loss at Toronto, tossing 1.1 scoreless innings (1H, 2K).
- Was claimed off waivers by the Yankees on 8/16 from St. Louis and assigned to Triple-A Scranton/Wilkes-Barre…combined at Scranton/WB and Trenton to make five scoreless relief appearances (4.2IP, 5H, 0BB, 4K).
- Began the 2011 season in the Cardinals organization…made 27 appearances (seven starts) with Triple-A Memphis, going 6-2 with a 4.73 ERA (59.0IP, 61H, 32R, 31ER, 11BB, 62K, 8HR, 4HP, 3WP)…began the year in the rotation before moving to the bullpen in mid-May where he made 12 consecutive scoreless appearances from 5/16-6/14 (13.1IP).
- Made seven relief appearances at the Major League level with the Cardinals from 6/26-7/19 (0-1, 3.38 ERA, 5.1IP, 6H, 2ER, 4BB, 7K, 1HP).

Valdes' 2011 Pitching Record

Year	Club	W	L	ERA	G	GS	CG	SHO	SV	IP	H	R	ER	HR	HB	BB	SO	WP	BK
2011	Memphis	6	2	4.73	27	7	0	0	0	59.0	61	32	31	8	4	11	62	3	0
	ST. LOUIS	0	1	3.38	7	0	0	0	0	5.1	6	2	2	0	1	4	7	0	0
	Scranton/WB	1	0	0.00	3	0	0	0	0	3.0	5	0	0	0	0	0	2	0	0
	Trenton	0	0	0.00	2	0	0	0	0	1.2	0	0	0	0	0	0	2	0	0
	YANKEES	0	0	2.70	6	0	0	0	0	6.2	8	2	2	1	0	2	8	0	0

RHP KEVIN WHELAN #19/#53

- Made two relief appearances, allowing 1ER in 1.2IP without recording a decision in his only stint with the Yankees in 2011 (6/10-15).
- Made his Major League debut in 6/10 win vs. Cleveland, walking four of the six batters he faced (0.2IP, 1ER)…became the first Yankee to allow at least 4BB without completing 1.0IP in his Major League debut since Karl Drews in 1946…was signed to a Major League contract and selected to the Yankees' 25-man roster from Triple-A Scranton/Wilkes-Barre prior to the game.
- Made his only other appearance in 6/12 win vs. Cleveland, tossing a scoreless ninth (1.0IP, 1BB, 1K)…recorded his first career strikeout in the ninth (Michael Brantley).
- Spent the majority of the season with Scranton/WB, going 2-3 with 23 saves and a 2.75 ERA (52.1IP, 16ER) in 45 relief appearances…tied for second in the International League and tied for sixth among all Triple-A pitchers in saves.
- Missed a month of the season on the minor league disabled list from 6/18-7/14 with right triceps inflammation.
- Held opponents to 2ER in 17.2IP over a 14-appearance stretch from 7/23-8/30 (1.02 ERA, 7H, 4BB, 15K).
- Allowed season-highs with 5H and 5ER in 1.0IP in his final appearance of the season on 9/3 at Pawtucket (2BB, 3K, 1HR, 1WP).
- Did not allow a run over an eight-appearance stretch from 5/23-6/17, allowing just 4H in 8.1IP with 0BB and 12K.

Whelan's 2011 Pitching Record

Year	Club	W	L	ERA	G	GS	CG	SHO	SV	IP	H	R	ER	HR	HB	BB	SO	WP	BK
2011	Scranton/WB	2	3	2.75	45	0	0	0	23	52.1	38	16	16	5	1	14	54	9	0
	YANKEES	0	0	5.40	2	0	0	0	0	1.2	0	1	1	0	0	5	1	0	0

2011 Transactions

Jan. 3 Signed **LHP Pedro Feliciano** to a two-year contract, extending through 2012 with a club option for 2013.

Jan. 5 Claimed **RHP Brian Schlitter** off waivers from the Chicago Cubs.

Jan. 18 Signed **RHP Rafael Soriano** to a three-year contract; signed **RHPs Joba Chamberlain** and **Phil Hughes** and **LHP Boone Logan** to one-year contracts, avoiding arbitration.

Feb. 2 Acquired **OF Justin Maxwell** from Washington in exchange for **RHP Adam Olbrychowski**; designated **OF Jordan Parraz** for assignment.

Feb. 11 Signed **RHPs Luis Ayala**, **Bartolo Colon**, **Freddy Garcia** and **Warner Madrigal** and **INFs Ronnie Belliard** and **Eric Chavez** to minor league contracts with an invitation to Major League spring training; **OF Jordan Parraz** cleared waivers and was assigned to Triple-A Scranton/Wilkes-Barre; invited **LHP Manuel Banuelos**, **OF Daniel Brewer**, **C Jose Gil**, **C Kyle Higashioka**, **OF Austin Krum**, **RHP D.J. Mitchell**, **C Jesus Montero**, **OF Jordan Parraz**, **RHP David Phelps**, **C Austin Romine**, **INF Bradley Suttle**, **INF Jorge Vazquez**, **RHP Adam Warren** and **RHP Eric Wordekemper** to spring training.

Feb. 14 Signed **OF Andruw Jones** to a one-year contract; designated **RHP Brian Schlitter** for assignment.

Feb. 15 **RHP Brian Schlitter** claimed off waivers by the Philadelphia Phillies.

Mar. 13 Optioned **RHP Hector Noesi** to Triple-A Scranton/Wilkes-Barre; assigned **RHP Brian Anderson, OF Daniel Brewer, RHP Buddy Carlyle, OF Austin Krum, RHP D.J. Mitchell, RHP David Phelps, LHP Andy Sisco, INF Bradley Suttle** and **RHP Adam Warren** to Minor League camp; returned **RHP Daniel Turpen** to the Boston Red Sox after the Yankees selected him in the 2010 Rule 5 Draft; **LHP Robert Fish** was claimed off waivers by the Kansas City Royals.

Mar. 14 Assigned **C Kyle Higashioka** to Minor League camp.

Mar. 16 Optioned **RHP Andrew Brackman, INF Brandon Laird, OF Melky Mesa** and **INF Kevin Russo** to Triple-A Scranton/Wilkes-Barre; optioned **LHP Steve Garrison** and **RHP Ryan Pope** to Double-A Trenton.

Mar. 19 Optioned **RHP Dellin Betances** to Double-A Trenton.

Mar. 23 Optioned **OF Greg Golson** to Triple-A Scranton/WB; assigned **C Jose Gil, OF Jordan Parraz** and **INF Jorge Vazquez** to minor league camp.

Mar. 23 Acquired **LHP Jose Ortegano** off waivers from Atlanta; optioned to Triple-A Scranton/Wilkes-Barre.

Mar. 25 Acquired **OF Chris Dickerson** from Milwaukee in exchange for **RHP Sergio Mitre**.

Mar. 26 Reassigned **RHP Warner Madrigal** to minor league camp.

Mar. 28 Signed **INF Eric Chavez** to a Major League contract and selected him to the Major League roster; optioned **OF Justin Maxwell** and **INF Ramiro Pena** to Triple-A Scranton/WB; reassigned **INF Doug Bernier**, **C Jesus Montero** and **C Austin Romine** to minor league camp; released **INF Ronnie Belliard**.

Mar. 30 Signed **RHP Luis Ayala, RHP Bartolo Colon, RHP Freddy Garcia** and **C Gustavo Molina** to a Major League contract and selected them to the Major League roster; optioned **OF Chris Dickerson** to Triple-A Scranton/W; placed **LHP Pedro Feliciano** (left rotator cuff strain) and **C Francisco Cervelli** (fracture in his left foot) on the 15-day disabled list (retroactive to 3/22); placed **LHP Damaso Marte** (left shoulder labrum inflammation), **INF Reegie Corona** (fractured right elbow) and **OF Colin Curtis** (dislocated right shoulder) on the 60-day disabled list (retroactive to 3/22); **RHP Romulo Sanchez** (had offer to play in Japan) was designated for assignment.

Mar. 31 Released **RHP Romulo Sanchez** to sign a contract to play in Japan.

Apr. 13 Placed **RHP Luis Ayala** on the 15-day disabled list with a right shoulder strain; recalled **RHP Hector Noesi** from Triple-A Scranton/Wilkes-Barre.

Apr. 15 Placed **RHP Phil Hughes** on the 15-day disabled list with right shoulder inflammation; signed **RHP Lance Pendleton** to a Major League contract and selected him to the Major League roster; transferred **LHP Pedro Feliciano** to the 60-day disabled list.

Apr. 22 Signed **RHP Buddy Carlyle** to a Major League contract and selected him to the Major League roster; optioned **RHP Hector Noesi** to Triple-A Scranton/Wilkes-Barre; designated **LHP Jose Ortegano** for assignment.

Apr. 29 Returned from rehab and reinstated **C Francisco Cervelli** from the 15-day disabled list; optioned **C Gustavo Molina** to Triple-A Scranton/WB.

May 6 Placed **INF Eric Chavez** on the 15-day disabled list with a fracture of the fifth metatarsal of his left foot; recalled **INF Ramiro Pena** from Triple-A Scranton/Wilkes-Barre; claimed **RHP Jess Todd** off waivers from Cleveland; designated **INF Kevin Russo** for assignment.

May 11 Returned from rehab and reinstated **RHP Luis Ayala** from the 15-day disabled list; optioned **RHP Lance Pendleton** to Triple-A Scranton/WB.

May 12 Recalled **RHP Amaury Sanit** from Triple-A Scranton/Wilkes-Barre; optioned **INF Ramiro Pena** to Triple-A Scranton/WB; designated **RHP Jess Todd** for assignment.

May 13 Recalled **RHP Hector Noesi** from Triple-A Scranton/Wilkes-Barre; optioned **RHP Buddy Carlyle** to Triple-A Scranton/WB.

May 16 **RHP Jess Todd** was claimed off waivers by St. Louis.

May 17 Placed **RHP Rafael Soriano** on the 15-day disabled list with a right elbow inflammation; recalled **OF Chris Dickerson** from Triple-A Scranton/WB.

May 21 Recalled **RHP Lance Pendleton** from Triple-A Scranton/Wilkes-Barre; optioned **RHP Amauri Sanit** to Triple-A Scranton/WB.

May 25 Claimed **RHP Kanekoa Teixera** off waivers from Kansas City (assigned to Triple-A Scranton/Wilkes-Barre); transferred **RHP Phil Hughes** to the 60-day disabled list.

2011 Transactions

June 8 Claimed **RHP Jeff Marquez** off waivers from Chicago-AL, signed him to a Major League contract and selected him to the 25-man roster; recalled **RHP Amauri Sanit** from Triple-A Scranton/WB; placed **RHP Joba Chamberlain** on the 15-day disabled list with a strained right flexor muscle; optioned **RHP Hector Noesi** to Triple-A Scranton/WB; transferred **INF Eric Chavez** to the 60-day disabled list.

June 10 Signed **RHP Kevin Whelan** to a Major League contract and selected him to the 25-man roster; optioned **OF Chris Dickerson** to Triple-A Scranton/Wilkes-Barre; transferred **RHP Joba Chamberlain** (torn MCL) to the 60-day disabled list.

June 12 Placed **RHPs Bartolo Colon** (strained left hamstring) and **Amauri Sanit** (sprained right elbow) on the 15-day disabled list; recalled **RHP Hector Noesi** and **OF Chris Dickerson**.

June 14 Placed **SS Derek Jeter** on the 15-day disabled list (right calf strain); recalled **INF Ramiro Pena** from Triple-A Scranton/Wilkes-Barre.

June 15 Signed **RHP Cory Wade** to a Major League contract and selected him to the 25-man roster; optioned **RHP Kevin Whelan** to Triple-A Scranton/Wilkes-Barre; transferred **RHP Rafael Soriano** (right elbow inflammation) to the 60-day disabled list.

June 16 Signed **RHP Brian Gordon** to a Major League contract and selected him to the 25-man roster; optioned **RHP Lance Pendleton** to Triple-A Scranton/Wilkes-Barre; released **RHP Amauri Sanit**.

June 22 **(after Game 1 of DH):** Placed **RHP Jeff Marquez** on the 15-day disabled list with a right shoulder strain; recalled **RHP Buddy Carlyle** from Triple-A Scranton/WB.

June 29 Acquired **RHP Sergio Mitre** from the Milwaukee Brewers for cash considerations; designated **RHP Buddy Carlyle** for assignment.

July 2 Reinstated **RHP Bartolo Colon** from the 15-day disabled list; optioned **RHP Brian Gordon** to Triple-A Scranton/Wilkes-Barre.

July 3 Optioned **RHP Ivan Nova** to Triple-A Scranton/Wilkes-Barre; recalled **RHP Lance Pendleton** from Scranton/WB.

July 4 Returned from rehab and reinstated **SS Derek Jeter** from the 15-day disabled list (right calf strain); optioned **OF Chris Dickerson** to Triple-A Scranton/WB.

July 6 Returned from rehab and reinstated **RHP Phil Hughes** from the 60-day disabled list (right shoulder inflammation); optioned **RHP Lance Pendleton** to Triple-A Scranton/WB; released **RHP Kanekoa Texeira**.

July 9 Released **RHP Brian Gordon** to sign a contract in Korea.

July 14 Placed **3B Alex Rodriguez** on the 15-day D.L. (right knee surgery); recalled **OF Greg Golson** from Triple-A Scranton/Wilkes-Barre.

July 17 Recalled **OF Chris Dickerson** from Triple-A Scranton/Wilkes-Barre; optioned **OF Greg Golson** to Scranton/WB.

July 18 Placed **INF Ramiro Pena** (appendectomy) on the 15-day D.L.; recalled **INF Brandon Laird** from Triple-A Scranton/Wilkes-Barre.

July 20 Placed **RHP Sergio Mitre** (right shoulder tendinitis) on the 15-day D.L.; recalled **LHP Steve Garrison** from Double-A Trenton.

July 25 Returned **INF Eric Chavez** (fractured foot) from his rehabilitation assignment.

July 26 Reinstated **INF Eric Chavez** (fractured foot) from the 60-day disabled list; optioned **INF Brandon Laird** to Triple-A Scranton/Wilkes-Barre.

July 29 Returned **RHP Rafael Soriano** (right elbow inflammation) from the 60-day disabled list; optioned **LHP Steve Garrison** to Double-A Trenton; transferred **RHP Sergio Mitre** to the 60-day D.L.

Aug. 16 Claimed **LHP Raul Valdes** off waivers from the St. Louis Cardinals and assigned him to Triple-A Scranton; transferred **RHP Jeff Marquez** to the 60-day DL.

Aug. 19 Claimed **LHP Aaron Laffey** off waivers from Seattle; placed **RHP Freddy Garcia** on the 15-day D.L. (cut finger); designated **C Gustavo Molina** for assignment.

Aug. 21 Returned from rehab and reinstated **3B Alex Rodriguez** from the 15-day disabled list; designated **LHP Aaron Laffey** for assignment.

Aug. 23 **LHP Aaron Laffey** cleared waivers and was optioned to Triple-A Scranton/WB; **C Gustavo Molina** cleared waivers and was outrighted to Scranton/WB.

Aug. 29 Returned from rehab and reinstated **RHP Freddy Garcia** from the 15-day D.L; optioned **RHP Hector Noesi** to Triple-A Scranton/Wilkes-Barre.

Sept. 1 Recalled **RHP Lance Pendleton**, **LHP Raul Valdes**, **INF Brandon Laird** and **OF Chris Dickerson**; signed to a Major League contract and selected from Triple-A Scranton/Wilkes-Barre **RHP Scott Proctor** and **C/DH Jesus Montero**; recalled **OF Justin Maxwell** from Scranton/WB and placed him on the 60-day disabled list and designated **RHP Ryan Pope** for assignment.

Sept. 2 Recalled **LHP Aaron Laffey** from Triple-A Scranton/Wilkes-Barre.

Sept. 6 Recalled **RHP Andrew Brackman**, **RHP Hector Noesi** and **OF Greg Golson** from Triple-A Scranton/Wilkes-Barre; signed **RHP George Kontos** to a Major League contact and selected him to the active roster; returned from rehab and reinstated **INF Ramiro Pena** from the 15-day disabled list; designated **RHP Lance Pendleton** for assignment; outrighted **RHP Ryan Pope** to Scranton/WB.

Sept. 9 Recalled **RHP Dellin Betances** from Triple-A Scranton/Wilkes-Barre; **RHP Lance Pendleton** claimed off waivers by Houston.

Sept. 11 Signed to a Major League contract and selected from Triple-A Scranton/Wilkes-Barre **C Austin Romine**; designated **LHP Steve Garrison** for assignment.

Sept. 13 Placed **C Francisco Cervelli** on the 15-day disabled list (concussion).

Sept. 14 Outrighted **LHP Steve Garrison** to Double-A Trenton.

2011 Day-by-Day

Gm	Date	Opponent	W/L	Score	Winning Pitcher	Losing Pitcher	Save	Rec.	Pos.	GA/GB	Att.
1	3/31	Detroit	W	6-3	Chamberlain (1-0)	Coke (0-1)	Rivera (1)	1-0	1st	+0.5	*48,226 (1)
	4/1	OFF DAY							T1st		---
2	4/2	Detroit	W	10-6	Burnett (1-0)	Penny (0-1)	Rivera (2)	2-0	T1st	---	41,462
3	4/3	Detroit	L	7-10	Scherzer (1-0)	Hughes (0-1)	Valverde (1)	2-1	T2nd	-1.0	40,574
4	4/4	Minnesota	W	4-3	Nova (1-0)	Baker (0-1)	Rivera (3)	3-1	2nd	-1.0	40,311
5	4/5	Minnesota	L	4-5 (10)	Capps (1-0)	Logan (0-1)	Nathan (2)	3-2	3rd	-1.5	40,267
	4/6	Minnesota	Ppd., rain (rescheduled for 9/19)						3rd	-1.0	
6	4/7	Minnesota	W	4-3	Burnett (2-0)	Liriano (0-2)	Rivera (4)	4-2	T2nd	-1.0	41,512
7	4/8	at Boston	L	6-9	Lackey (1-1)	Colon (0-1)	Papelbon (1)	4-3	3rd	-1.5	*37,178
8	4/9	at Boston	W	9-4	Robertson (1-0)	Buchholz (0-2)	-	5-3	T2nd	-1.0	*37,488
9	4/10	at Boston	L	0-4	Beckett (1-1)	Sabathia (0-1)	-	5-4	T2nd	-1.0	*37,861
	4/11	OFF DAY							2nd	-1.0	
	4/12	Baltimore	Ppd., rain (rescheduled for Game 2 on 7/30)						2nd	-1.0	
10	4/13	Baltimore	W	7-4	Burnett (3-0)	Tillman (0-1)	Rivera (5)	6-4	T1st	---	42,171
11	4/14	Baltimore	W	6-5 (10)	Rivera (1-0)	Gonzalez (0-1)	-	7-4	1st	+1.0	40,517
12	4/15	Texas	L	3-5	Harrison (3-0)	Nova (1-1)	Feliz (5)	7-5	1st	+0.5	40,814
13	4/16	Texas	W	5-2	Garcia (1-0)	Holland (2-1)	Rivera (6)	8-5	1st	+1.5	41,876
14	4/17	Texas	W	6-5	Soriano (1-0)	Rhodes (0-1)	Rivera (7)	9-5	1st	+2.5	40,811
	4/18	OFF DAY							1st	+3.0	
15	4/19	at Toronto	L	5-6 (10)	Rauch (1-1)	Nova (1-2)	-	9-6	1st	+2.0	25,250
16	4/20	at Toronto	W	6-2	Colon (1-1)	Cecil (1-2)	Soriano (1)	10-6	1st	+2.0	26,062
	4/21	OFF DAY							1st	+2.5	
	4/22	at Baltimore	Ppd., rain (rescheduled for 8/27 / 8/27 game postponed until 9/8)						1st	+2.5	
17	4/23	at Baltimore	W	15-3	Sabathia (1-1)	Bergesen (0-3)	-	11-6	1st	+3.0	39,054
18	4/24	at Baltimore	W	6-3 (11)	Logan (1-1)	Berken (0-1)	-	12-6	1st	+3.0	25,051
19	4/25	Chicago	L	0-2	Humber (2-2)	Burnett (3-1)	Santos (1)	12-7	1st	+2.5	40,506
20	4/26	Chicago	L	2-3	Floyd (3-1)	Soriano (1-1)	Santos (2)	12-8	1st	+2.0	40,785
21	4/27	Chicago	W	3-1	Colon (2-1)	Buehrle (1-3)	Rivera (8)	13-8	1st	+2.0	40,586
22	4/28	Chicago	W	12-3	Sabathia (2-1)	Jackson (2-3)	-	14-8	1st	+1.5	40,081
23	4/29	Toronto	L	3-5	Romero (2-3)	Garcia (1-1)	Rauch (5)	14-9	1st	+1.5	40,830
24	4/30	Toronto	W	5-4	Burnett (4-1)	Drabek (2-1)	Rivera (9)	15-9	1st	+1.5	42,460
25	5/1	Toronto	W	5-2	Nova (2-2)	Litsch (2-2)	Rivera (10)	16-9	1st	+2.5	43,363
26	5/2	at Detroit	W	5-3	Chamberlain (2-0)	Valverde (2-1)	Rivera (11)	17-9	1st	+3.0	22,852
27	5/3	at Detroit	L	2-4	Penny (2-3)	Sabathia (2-2)	Valverde (6)	17-10	1st	+2.0	23,551
28	5/4	at Detroit	L	0-4	Scherzer (5-0)	Garcia (1-2)	-	17-11	1st	+2.0	22,569
29	5/5	at Detroit	L	3-6	Porcello (2-2)	Burnett (4-2)	-	17-12	1st	+1.0	30,572
30	5/6	at Texas	W	4-1	Nova (3-2)	Harrison (3-4)	Rivera (12)	18-12	1st	+1.0	*49,069
31	5/7	at Texas	L	5-7	Rhodes (1-1)	Logan (1-2)	Feliz (6)	18-13	T1st	---	*49,574
32	5/8	at Texas	W	12-5	Sabathia (3-2)	Rhodes (1-2)	-	19-13	T1st	---	*48,057
	5/9	OFF DAY							T1st	---	
33	5/10	Kansas City	W	3-1	Garcia (2-2)	Davies (1-5)	Rivera (13)	20-13	1st	+1.0	41,275
34	5/11	Kansas City	L	3-4 (11)	Soria (3-0)	Carlyle (0-1)	Coleman (1)	20-14	T1st	---	40,164
35	5/12	Kansas City	L	5-11	O'Sullivan (2-2)	Nova (3-3)	-	20-15	2nd	-1.0	41,790
36	5/13	Boston	L	4-5	Buchholz (4-3)	Colon (2-2)	Papelbon (6)	20-16	2nd	-2.0	*48,254 (2)
37	5/14	Boston	L	0-6	Beckett (3-1)	Sabathia (3-3)	-	20-17	2nd	-2.0	*48,790 (3)
38	5/15	Boston	L	5-7	Lester (5-1)	Garcia (2-3)	Papelbon (7)	20-18	2nd	-2.0	46,945
39	5/16	at Tampa Bay	L	5-6	Cruz (2-0)	Burnett (4-3)	Farnsworth (8)	20-19	T2nd	-3.0	25,024
40	5/17	at Tampa Bay	W	6-2	Nova (4-3)	Shields (4-2)	-	21-19	2nd	-2.0	27,123
41	5/18	at Baltimore	W	4-1 (15)	Noesi (1-0)	Accardo (2-1)	-	22-19	2nd	-2.0	20,589
42	5/19	at Baltimore	W	13-2	Sabathia (4-3)	Bergesen (1-5)	-	23-19	2nd	-1.0	24,939
43	5/20	New York-NL	L	1-2	Dickey (2-5)	Garcia (2-4)	Rodriguez (15)	23-20	3rd	-1.0	47,874
44	5/21	New York-NL	W	7-3	Burnett (5-3)	Capuano (3-5)	-	24-20	T1st	---	*48,286 (4)
45	5/22	New York-NL	W	9-3	Ayala (1-0)	Pelfrey (3-4)	-	25-20	T1st	---	*48,293 (5)
46	5/23	Toronto	L	3-7	Villanueva (2-0)	Colon (2-3)	-	25-21	T1st	---	41,946
47	5/24	Toronto	W	5-4	Sabathia (5-3)	Francisco (1-2)	-	26-21	1st	+0.5	41,519
48	5/25	Toronto	W	7-3	Garcia (3-4)	Reyes (0-4)	-	27-21	1st	+0.5	43,201
	5/26	OFF DAY							T1st	---	
49	5/27	at Seattle	L	3-4	Pauley (3-0)	Ayala (1-1)	League (13)	27-22	2nd	-1.0	33,715
50	5/28	at Seattle	L	4-5 (12)	Pauley (4-0)	Rivera (1-1)	-	27-23	2nd	-1.5	37,354
51	5/29	at Seattle	W	7-1	Sabathia (6-3)	Vargas (3-3)	-	28-23	2nd	-1.0	37,290
52	5/30	at Oakland	W	5-0	Colon (3-3)	Cahill (6-3)	-	29-23	T1st	---	35,067
53	5/31	at Oakland	W	10-3	Garcia (4-4)	Anderson (3-5)	-	30-23	1st	+1.0	22,581
54	6/1	at Oakland	W	4-2	Burnett (6-3)	Gonzalez (5-3)	Rivera (14)	31-23	1st	+2.0	25,469

2011 Day-by-Day

Gm	Date	Opponent	W/L	Score	Winning Pitcher	Losing Pitcher	Save	Rec.	Pos.	GA/GB	Att.
	6/2	OFF DAY							1st	+2.0	
55	6/3	at Los Angeles-AL	L	2-3	Weaver (7-4)	Nova (4-4)	Walden (13)	31-24	1st	+1.0	42,521
56	6/4	at Los Angeles-AL	W	3-2	Sabathia (7-3)	Santana (3-5)	Rivera (15)	32-24	1st	+1.0	*43,619
57	6/5	at Los Angeles-AL	W	5-3	Colon (4-3)	Pineiro (2-3)	Rivera (16)	33-24	1st	+1.0	*43,524
	6/6	OFF DAY							1st	+1.0	
58	6/7	Boston	L	4-6	Lester (8-2)	Garcia (4-5)	Papelbon (12)	33-25	T1st	---	*48,450 (6)
59	6/8	Boston	L	6-11	Wakefield (3-1)	Burnett (6-4)	Aceves (1)	33-26	2nd	-1.0	47,863
60	6/9	Boston	L	3-8	Beckett (5-2)	Sabathia (7-4)	-	33-27	2nd	-2.0	*48,845 (7)
61	6/10	Cleveland	W	11-7	Nova (5-4)	Carmona (3-8)	-	34-27	2nd	-2.0	45,679
62	6/11	Cleveland	W	4-0	Colon (5-3)	Talbot (2-3)	-	35-27	2nd	-2.0	47,048
63	6/12	Cleveland	W	9-1	Garcia (5-5)	Tomlin (7-4)	-	36-27	2nd	-2.0	46,791
64	6/13	Cleveland	L	0-1	Carrasco (6-3)	Burnett (6-5)	Perez (16)	36-28	2nd	-2.5	43,551
65	6/14	Texas	W	12-4	Sabathia (8-4)	Ogando (7-1)	-	37-28	2nd	-1.5	43,457
66	6/15	Texas	W	12-4	Nova (6-4)	Holland (5-2)	-	38-28	2nd	-1.5	45,969
67	6/16	Texas	W	3-2 (12)	Wade (1-0)	Kirkman (1-1	-	39-28	2nd	-1.5	47,487
68	6/17	at Chicago-NL	L	1-3	Davis (1-5)	Garcia (5-6)	Marmol (14)	39-29	2nd	-2.5	*42,219
69	6/18	at Chicago-NL	W	4-3	Burnett (7-5)	Dempster (5-6)	Rivera (17)	40-29	2nd	-1.5	*42,236
70	6/19	at Chicago-NL	W	10-4	Sabathia (9-4)	Marshall (3-2)	-	41-29	2nd	-1.5	*41,828
71	6/20	at Cincinnati	W	5-3	Nova (7-4)	Wood (5-5)	Rivera (18)	42-29	2nd	-1.5	*41,173
	6/21	at Cincinnati	Ppd., rain (rescheduled for 6/22)						2nd	-1.0	
72	6/22	at Cincinnati (G1)	W	4-2	Garcia (6-6)	Leake (6-4)	Rivera (19)	43-29	T1st	---	40,010
73	6/22	at Cincinnati (G2)	L	2-10	Cueto (5-2)	Gordon (0-1)	-	43-30	2nd	-0.5	*41,367
	6/23	OFF DAY							2nd	-0.5	
74	6/24	Colorado	L	2-4	Jimenez (3-7)	Burnett (7-6)	Street (23)	43-31	2nd	-0.5	46,028
75	6/25	Colorado	W	8-3	Sabathia (10-4)	Cook (0-3)	-	44-31	1st	+0.5	46,900
76	6/26	Colorado	W	6-4	Logan (2-2)	Belisle (5-3)	Rivera (20)	45-31	1st	+0.5	47,894
	6/27	OFF DAY							1st	+0.5	
77	6/28	Milwaukee	W	12-2	Garcia (7-6)	Greinke (7-3)	-	46-31	1st	+1.5	45,575
78	6/29	Milwaukee	W	5-2	Burnett (8-6)	Marcum (7-3)	Rivera (21)	47-31	1st	+2.5	46,450
79	6/30	Milwaukee	W	5-0	Sabathia (11-4)	Wolf (6-5)	-	48-31	1st	+2.5	46,903
80	7/1	at New York-NL	W	5-1	Nova (8-4)	Niese (7-7)	-	49-31	1st	+2.5	*42,020
81	7/2	at New York-NL	W	5-2	Colon (6-3)	Gee (8-2)	-	50-31	1st	+2.5	*42,042
82	7/3	at New York-NL	L	2-3 (10)	Rodriguez (2-2)	Ayala (1-2)	-	50-32	1st	+1.5	*41,513
83	7/4	at Cleveland	L	3-6	Tomlin (10-4)	Burnett (8-7)	Perez (20)	50-33	1st	+1.5	*40,676
84	7/5	at Cleveland	W	9-2	Sabathia (12-4)	Carrasco (8-5)	-	51-33	1st	+1.5	30,100
85	7/6	at Cleveland	L	3-5	Masterson (7-6)	Hughes (0-2)	Perez (21)	51-34	1st	+0.5	31,926
86	7/7	Tampa Bay	L	1-5	Niemann (4-4)	Colon (6-4)	-	51-35	2nd	-0.5	*47,787 (8)
	7/8	Tampa Bay	Ppd., rain (rescheduled for 9/22)						2nd	-1.0	
87	7/9	Tampa Bay	W	5-4	Robertson (2-0)	Peralta (2-4)	Rivera (22)	52-35	2nd	-1.0	*48,103 (9)
88	7/10	Tampa Bay	W	1-0	Sabathia (13-4)	Shields (8-7)	-	53-35	2nd	-1.0	*47,350 (10)
	7/11 – 7/13				(82nd All-Star Game on 7/12 at Arizona's Chase Field)						
89	7/14	at Toronto	L	7-16	Reyes (5-7)	Colon (6-5)	-	53-36	2nd	-1.5	37,342
90	7/15	at Toronto	L	1-7	Morrow (6-4)	Garcia (7-7)	-	53-37	2nd	-1.5	33,525
91	7/16	at Toronto	W	4-1	Sabathia (14-4)	Romero (7-9)	Rivera (23)	54-37	2nd	-1.5	45,606
92	7/17	at Toronto	W	7-2	Hughes (1-2)	Villanueva (5-2)	-	55-37	2nd	-1.5	36,586
93	7/18	at Tampa Bay	W	5-4	Robertson (3-0)	Torres (0-1)	Rivera (24)	56-37	2nd	-1.5	22,471
94	7/19	at Tampa Bay	L	2-3	Hellickson (9-7)	Colon (6-6)	Peralta (1)	56-38	2nd	-1.5	22,780
95	7/20	at Tampa Bay	W	4-0	Garcia (8-7)	Price (9-8)	-	57-38	2nd	-1.5	21,505
96	7/21	at Tampa Bay	L	1-2	Shields (9-8)	Sabathia (14-5)	Farnsworth (19)	57-39	2nd	-2.0	29,279
97	7/22	Oakland	W	17-7	Noesi (2-0)	Cahill (8-9)	-	58-39	2nd	-2.0	46,921
98	7/23	Oakland	L	3-4	Harden (2-1)	Burnett (8-8)	Bailey (11)	58-40	2nd	-3.0	46,188
99	7/24	Oakland	W	7-5	Colon (7-6)	Gonzalez (9-7)	Rivera (25)	59-40	2nd	-3.0	45,586
100	7/25	Seattle	W	10-3	Garcia (9-7)	Vargas (6-9)	-	60-40	2nd	-2.0	44,365
101	7/26	Seattle	W	4-1	Sabathia (15-5)	Fister (3-12)	Rivera (26)	61-40	2nd	-2.0	46,132
102	7/27	Seattle	L	2-9	Hernandez (9-9)	Hughes (1-3)	-	61-41	2nd	-3.0	47,090
	7/28	OFF DAY							2nd	-2.5	
103	7/29	Baltimore	L	2-4	Guthrie (5-14)	Burnett (8-9)	Gregg (17)	61-42	2nd	-2.5	46,499
104	7/30	Baltimore (G1)	W	8-3	Colon (8-6)	Tillman (2-4)	-	62-42	2nd	-2.0	46,469
105	7/30	Baltimore (G2)	W	17-3	Nova (9-4)	Britton (6-7)	-	63-42	2nd	-2.0	43,190
106	7/31	Baltimore	W	4-2	Garcia (10-7)	Arrieta (10-8)	Rivera (27)	64-42	2nd	-2.0	46,913

BOLD (Complete Game) *Denotes Sellout (#Home Sellouts)

2011 Day-by-Day

Gm	Date	Opponent	W/L	Score	Winning Pitcher	Losing Pitcher	Save	Rec.	Pos.	GA/GB	Att.
107	8/1	at Chicago-AL	W	3-2	Sabathia (16-5)	Peavy (4-5)	Rivera (28)	65-42	2nd	-1.0	24,142
108	8/2	at Chicago-AL	W	6-0 (7)	Hughes (2-3)	Danks (4-9)	-	66-42	2nd	-1.0	21,661
109	8/3	at Chicago-AL	W	18-7	Wade (2-0)	Floyd (9-10)	-	67-42	2nd	-1.0	23,873
110	8/4	at Chicago-AL	W	7-2	Nova (10-4)	Humber (8-8)	-	68-42	T1st	-	28,088
111	8/5	at Boston	W	3-2	Logan (3-2)	Lester (11-5)	Rivera (29)	69-42	1st	+1.0	*38,006
112	8/6	at Boston	L	4-10	Lackey (10-8)	Sabathia (16-6)	-	69-43	T1st	--	*37,416
113	8/7	at Boston	L	2-3 (10)	Bard (2-5)	Hughes (2-4)	-	69-44	2nd	-1.0	*38,189
	8/8	OFF DAY							2nd	-1.5	
114	8/9	Los Angeles-AL	L	4-6	Downs (6-2)	Rivera (1-2)	Walden (26)	69-45	2nd	-2.5	46,466
115	8/10	Los Angeles-AL	W	9-3	Nova (11-4)	Richards (0-1)	-	70-45	2nd	-1.5	*46,967 (11)
116	8/11	Los Angeles-AL	W	7-6	Soriano (2-1)	Rodney (2-4)	Rivera (30)	71-45	2nd	-1.0	47,431
117	8/12	Tampa Bay	L	1-5	Price (10-10)	Sabathia (16-7)	-	71-46	2nd	-2.0	*47,894 (12)
118	8/13	Tampa Bay	W	9-2	Hughes (3-4)	Hellickson (10-8)	-	72-46	2nd	-1.0	*47,804 (13)
	8/14	Tampa BayPpd., rain (rescheduled for 9/21)							2nd	-0.5	
119	8/15	at Kansas City	W	7-4	Burnett (9-9)	Paulino (1-5)	Rivera (31)	73-46	T1st	--	24,879
120	8/16	at Kansas City	W	9-7	Nova (12-4)	Duffy (3-7)	Rivera (32)	74-46	1st	+0.5	22,258
121	8/17	at Kansas City	L	4-5	Chen (8-5)	Colon (8-7)	Soria (22)	74-47	1st	+0.5	22,435
122	8/18	at Minnesota	W	8-4	Sabathia (17-7)	Duensing (8-12)	-	75-47	1st	+0.5	*41,126
123	8/19	at Minnesota	W	8-1	Hughes (4-4)	Slowey (0-1)	-	76-47	1st	+0.5	*41,328
124	8/20	at Minnesota	L	4-9	Liriano (9-9)	Burnett (9-10)	-	76-48	1st	+0.5	*41,254
125	8/21	at Minnesota	W	3-0	Nova (13-4)	Dumatrait (1-2)	Rivera (33)	77-48	1st	+0.5	*41,242
	8/22	OFF DAY							1st	+1.0	
126	8/23	Oakland	L	5-6	McCarthy (7-6)	Colon (8-8)	Bailey (17)	77-49	T1st	--	47,343
127	8/24	Oakland	L	4-6 (10)	De Los Santos (2-0)	Soriano (2-2)	Bailey (18)	77-50	2nd	-1.0	*47,271 (14)
128	8/25	Oakland	W	22-9	Logan (4-2)	De Los Santos (2-1)	-	78-50	2nd	-1.0	46,369
129	8/26	at Baltimore	L	5-12	Hunter (3-2)	Burnett (9-11)	-	78-51	2nd	-1.0	32,762
	8/27	at Baltimore	Ppd., rain (1:05 game – rescheduled for 9/8)						2nd	-1.5	
	8/27	at Baltimore	Ppd., rain (7:05 p.m. – rescheduled for Game 2 on 8/28)						2nd	-2.0	
130	8/28	at Baltimore (G1)	L	0-2	Britton (8-9)	Colon (8-9)	Gregg (19)	78-52	2nd	-2.5	28,751
131	8/28	at Baltimore (G2)	W	8-3	Nova (14-4)	Matusz (1-7)	-	79-52	2nd	-2.0	37,528
132	8/29	at Baltimore	W	3-2	Garcia (11-7)	Simon (4-7)	Rivera (34)	80-52	2nd	-1.5	18,223
133	8/30	at Boston	W	5-2	Sabathia (18-7)	Lackey (12-10)	Rivera (35)	81-52	2nd	-0.5	*37,773
134	8/31	at Boston	L	5-9	Beckett (12-5)	Hughes (4-5)	-	81-53	2nd	-1.5	*38,021
135	9/1	at Boston	W	4-2	Wade (3-0)	Aceves (9-2)	Rivera (36)	82-53	2nd	-0.5	*38,074
136	9/2	Toronto	W	3-2	Nova (15-4)	Morrow (9-10)	Rivera (37)	83-53	1st	+0.5	47,240
137	9/3	Toronto	W	6-4	Logan (5-2)	Romero (13-10)	Robertson (1)	84-53	1st	+0.5	*47,744 (15)
138	9/4	Toronto	W	9-3	Sabathia (19-7)	Cecil (4-8)	-	85-53	1st	+1.5	47,464
139	9/5	Baltimore	W	11-10	Laffey (2-1)	Johnson (5-5)	Rivera (38)	86-53	1st	+2.5	45,069
140	9/6	Baltimore	W	5-3	Wade (4-0)	Hunter (3-3)	Rivera (39)	87-53	1st	+2.5	44,573
141	9/7	Baltimore	L	4-5 (11)	Strop (1-1)	Noesi (2-1)	Johnson (3)	87-54	1st	+2.5	40,104
142	9/8	at Baltimore	L	4-5 (10)	Rapada (1-0)	Proctor (0-1)	-	87-55	1st	+2.5	33,941
143	9/9	at Los Angeles-AL	L	1-2	Walden (5-3)	Laffey (2-2)	-	87-56	1st	+2.5	41,014
144	9/10	at Los Angeles-AL	L	0-6	Haren (15-8)	Sabathia (19-8)	-	87-57	1st	+2.5	42,774
145	9/11	at Los Angeles-AL	W	6-5	Wade (5-0)	Santana (11-11)	Rivera (40)	88-57	1st	+3.5	42,581
146	9/12	at Seattle	W	9-3	Hughes (5-5)	Hernandez (14-12)	-	89-57	1st	+4.0	22,029
147	9/13	at Seattle	W	3-2	Burnett (10-11)	Furbush (3-9)	Rivera (41)	90-57	1st	+4.0	18,306
148	9/14	at Seattle	L	1-2 (12)	Delabar (1-0)	Wade (5-1)	-	90-58	1st	+4.0	20,327
	9/15	OFF DAY							1st	+4.5	
149	9/16	at Toronto	L	4-5	Janssen (5-0)	Logan (5-3)	-	90-59	1st	+3.5	29,323
150	9/17	at Toronto	W	7-6	Laffey (3-2)	Villanueva (6-4)	Rivera (42)	91-59	1st	+4.5	39,288
151	9/18	at Toronto	L	0-3	Morrow (10-11)	Garcia (11-8)	Francisco (16)	91-60	1st	+4.5	34,657
152	9/19	Minnesota	W	6-4	Wade (6-1)	Diamond (1-5)	Rivera (43)	92-60	1st	+5.0	40,045
153	9/20	Tampa Bay	W	5-0	Nova (16-4)	Davis (10-10)	-	93-60	1st	+6.0	*46,944 (16)
154	9/21	Tampa Bay (G1)	W	4-2	Ayala (2-2)	Shields (15-12)	Rivera (44)	94-60	1st	+6.5	42,755
155	9/21	Tampa Bay (G2)	W	4-2	Robertson (4-0)	McGee (3-2)	Soriano (2)	95-60	1st	+7.5	45,586
156	9/22	Tampa Bay	L	8-15	Moore (1-0)	Colon (8-10)	-	95-61	1st	+7.0	*47,470 (17)
	9/23	Boston	Ppd., rain (rescheduled for Game 2 on 9/25)						1st	+7.0	
157	9/24	Boston	W	9-1	Garcia (12-8)	Lester (15-9)	-	96-61	1st	+8.0	*49,556 (18)
158	9/25	Boston (G1)	W	6-2	Burnett (11-11)	Wakefield (7-8)	-	97-61	1st	+9.0	*49,451 (19)
159	9/25	Boston (G2)	L	4-7 (14)	Morales (1-1)	Proctor (0-2)	Doubront (1)	97-62	1st	+8.0	*49,072 (20)
160	9/26	at Tampa Bay	L	2-5	Shields (16-12)	Noesi (2-2)	Farnsworth (24)	97-63	1st	+8.0	18,772
161	9/27	at Tampa Bay	L	2-5	McGee (4-2)	Soriano (2-3)	Farnsworth (25)	97-64	1st	+7.0	22,820
162	9/28	at Tampa Bay	L	7-8 (12)	McGee (5-2)	Proctor (0-3)	-	97-65	1st	+6.0	29,518

BOLD (Complete Game) *Denotes Sellout (#Home Sellouts)

sjcny.edu

An M.D. Emerging

Whether you want to earn a bachelor's degree, advance your career with a master's program, or take a few classes as you think about what to do with your life, St. Joseph's College has the relevant hands-on majors, quality faculty, flexible scheduling, and online courses you need. No wonder St. Joseph's is consistently ranked among the nation's top four-year private colleges by *U.S.News & World Report.*

UNDERGRADUATE PROGRAM OPEN HOUSE

October 23 at 12 p.m., Brooklyn Campus
November 6 at 10 a.m., Long Island Campus

St. Joseph's College NEW YORK 1916

Transforming lives—one student at a time.

BROOKLYN **718.940.5800** LONG ISLAND **631.687.4500**

"I'm conducting my own medical research."

Khusbu '11, Biology

2011 Major League Standings

AMERICAN LEAGUE

AL EAST	WON	LOST	PCT.	GB
*NEW YORK	97	65	.599	--
#TAMPA BAY	91	71	.562	6.0
BOSTON	90	72	.556	7.0
TORONTO	81	81	.500	16.0
BALTIMORE	69	93	.426	28.0

AL CENTRAL	WON	LOST	PCT.	GB
*DETROIT	95	67	.586	--
CLEVELAND	80	82	.494	15.0
CHICAGO	79	83	.488	16.0
KANSAS CITY	71	91	.438	24.0
MINNESOTA	63	99	.389	32.0

AL WEST	WON	LOST	PCT.	GB
*TEXAS	96	66	.593	--
LOS ANGELES	86	76	.531	10.0
OAKLAND	74	88	.457	22.0
SEATTLE	67	95	.414	29.0

* - DIVISION WINNER
# - WILD CARD WINNER

NATIONAL LEAGUE

NL EAST	WON	LOST	PCT.	GB
*PHILADELPHIA	102	60	.630	--
ATLANTA	89	73	.549	13.0
WASHINGTON	80	81	.497	21.5
NEW YORK	77	85	.475	25.0
FLORIDA	72	90	.444	30.0

NL CENTRAL	WON	LOST	PCT.	GB
*MILWAUKEE	96	66	.593	--
#ST. LOUIS	90	72	.556	6.0
CINCINNATI	79	83	.488	17.0
PITTSBURGH	72	90	.444	24.0
CHICAGO	71	91	.438	25.0
HOUSTON	56	106	.346	40.0

NL WEST	WON	LOST	PCT.	GB
*ARIZONA	94	68	.580	--
SAN FRANCISCO	86	76	.531	8.0
LOS ANGELES	82	79	.509	11.5
COLORADO	73	89	.451	21.0
SAN DIEGO	71	91	.438	23.0

2011 Yankees Club Statistics

	HOME		ROAD		TOTALS	
	W	L	W	L	W	L
VS. BALTIMORE	7	2	6	3	13	5
VS. BOSTON	2	7	4	5	6	12
VS. TAMPA BAY	6	3	3	6	9	9
VS. TORONTO	7	2	4	5	11	7
TOTALS VS. EAST	22	14	17	19	39	33

	HOME		ROAD		TOTALS	
	W	L	W	L	W	L
VS. CLEVELAND	3	1	1	2	4	3
VS. CHICAGO	2	2	4	0	6	2
VS. DETROIT	2	1	1	3	3	4
VS. KANSAS CITY	1	2	2	1	3	3
VS. MINNESOTA	3	1	3	1	6	2
TOTALS VS. CENTRAL	11	7	11	7	22	14

	HOME		ROAD		TOTALS	
	W	L	W	L	W	L
VS. LOS ANGELES	2	1	3	3	5	4
VS. OAKLAND	3	3	3	0	6	3
VS. SEATTLE	2	1	3	3	5	4
VS. TEXAS	5	1	2	1	7	2
TOTALS VS. WEST	12	6	11	7	23	13
TOTALS VS. AL	**45**	**27**	**39**	**33**	**84**	**60**

	HOME		ROAD		TOTALS	
	W	L	W	L	W	L
VS. CHICAGO	0	0	2	1	2	1
VS. CINCINNATI	0	0	2	1	2	1
VS. COLORADO	2	1	0	0	2	1
VS. MILWAUKEE	3	0	0	0	3	0
VS. NEW YORK	2	1	2	1	4	2
TOTALS VS. NL	**7**	**2**	**6**	**3**	**13**	**5**
OVERALL TOTALS	**52**	**29**	**45**	**36**	**97**	**65**

	HOME		ROAD		TOTALS	
	W	L	W	L	W	L
SHUTOUTS	4	3	4	5	8	8
SHO - INDIVIDUAL	1	0	2	1	3	1
EXTRA INNINGS	2	5	2	7	4	12
ONE-RUN DECISIONS	12	9	9	15	21	24
TWO-RUN DECISIONS	10	9	7	6	17	15
VS. LH STARTERS	18	8	17	9	35	17
VS. RH STARTERS	34	21	28	27	62	48
GRASS FIELDS	52	29	38	25	90	54
ARTIFICIAL FIELDS	0	0	7	11	7	11
DAY GAMES	29	4	15	8	44	12
NIGHT GAMES	23	25	30	28	53	53

	NYY		OPP
DOUBLE PLAYS	141		168
TRIPLE PLAYS	0		1
LEFT ON BASE	1114		1184
GRAND SLAM HR	10		0
HOME RUNS - HOME	122		87
HOME RUNS - ROAD	100		65
DOUBLEHEADERS (HOME)	WON 2	LOST 0	SPLIT 1
DOUBLEHEADERS (ROAD)	WON 0	LOST 0	SPLIT 2

	WON	LOST
STARTERS	71	45
RELIEVERS	26	20
STREAKS	8	6

ATTENDANCE			
HOME	3,653,680	(81 DATES)	45,107 AVG
ROAD	2,691,486	(81 DATES)	33,228 AVG

2011 Final Yankees Statistics

PLAYER	AVG	G	AB	R	H	TB	2B	3B	HR	RBI	SH	SF	HP	BB	IBB	SO	SB	CS	DP	E	SLG	OBP
Cano	.302	159	623	104	188	332	46	7	28	118	0	8	12	38	11	96	8	2	18	10	.533	.349
Cervelli	.266	43	124	17	33	49	4	0	4	22	1	1	2	9	0	29	4	1	4	6	.395	.324
Chavez	.263	58	160	16	42	57	7	1	2	26	0	1	0	14	3	34	0	0	4	0	.356	.320
Dickerson	.260	60	50	9	13	18	2	0	1	7	1	1	1	2	0	17	4	0	1	2	.360	.296
Gardner	.259	159	510	87	132	188	19	8	7	36	8	2	8	60	1	93	49	13	5	5	.369	.345
Golson	.182	9	11	1	2	2	0	0	0	0	0	0	0	1	0	2	1	0	0	0	.182	.250
Granderson	.262	156	583	136	153	322	26	10	41	119	4	7	12	85	0	169	25	10	12	3	.552	.364
Jeter	.297	131	546	84	162	212	24	4	6	61	4	5	6	46	0	81	16	6	10	12	.388	.355
Jones	.247	77	190	27	47	94	8	0	13	33	0	0	3	29	0	62	0	0	3	1	.495	.356
Laird	.190	11	21	3	4	4	0	0	0	1	1	0	0	3	0	4	0	0	1	1	.190	.292
Martin	.237	125	417	57	99	170	17	0	18	65	1	3	5	50	1	81	8	2	19	11	.408	.324
Molina	.167	3	6	0	1	2	1	0	0	0	0	0	0	0	0	0	0	0	0	0	.333	.167
Montero	.328	18	61	9	20	36	4	0	4	12	0	0	1	7	2	17	0	0	2	0	.590	.406
Nunez	.265	112	309	38	82	119	18	2	5	30	6	1	0	22	2	37	22	6	6	20	.385	.313
Pena	.100	23	40	5	4	7	0	0	1	4	2	1	1	2	0	11	0	0	1	5	.175	.159
Posada	.235	115	344	34	81	137	14	0	14	44	0	2	2	39	4	76	0	2	17	1	.398	.315
Rodriguez	.276	99	373	67	103	172	21	0	16	62	0	3	5	47	1	80	4	1	13	6	.461	.362
Romine	.158	9	19	2	3	3	0	0	0	0	0	0	0	1	0	5	0	0	0	1	.158	.200
Swisher	.260	150	526	81	137	236	30	0	23	85	1	8	5	95	6	125	2	2	18	1	.449	.374
Teixeira	.248	156	589	90	146	291	26	1	39	111	0	8	11	76	3	110	4	1	12	4	.494	.341
YANKEES	**.263**	**162**	**5518**	**867**	**1452**	**2451**	**267**	**33**	**222**	**836**	**36**	**51**	**74**	**627**	**34**	**1138**	**147**	**46**	**146**	**102**	**.444**	**.343**
OPPONENTS	**.256**	**162**	**5561**	**657**	**1423**	**2219**	**292**	**24**	**152**	**632**	**36**	**54**	**58**	**507**	**43**	**1222**	**128**	**49**	**114**	**90**	**.399**	**.322**

PITCHER	W	L	ERA	G	GS	CG	GF	SHO	SV	IP	H	R	ER	HR	HB	BB	IBB	SO	WP	BK	AVG
Ayala	2	2	2.09	52	0	0	20	0	0	56.0	51	17	13	5	6	20	3	39	2	1	.256
Betances	0	0	6.75	2	1	0	0	0	0	2.2	1	2	2	0	1	6	0	2	0	0	.125
Brackman	0	0	0.00	3	0	0	1	0	0	2.1	1	0	0	0	0	3	0	0	0	0	.100
Burnett	11	11	5.15	33	32	0	0	0	0	190.1	190	115	109	31	9	83	2	173	25	0	.260
Carlyle	0	1	4.70	8	0	0	6	0	0	7.2	5	4	4	1	0	7	1	9	2	0	.185
Chamberlain	2	0	2.83	27	0	0	3	0	0	28.2	23	10	9	3	1	7	0	24	1	0	.228
Colon	8	10	4.00	29	26	1	0	1	0	164.1	172	85	73	21	3	40	3	135	0	0	.267
Garcia	12	8	3.62	26	25	0	1	0	0	146.2	152	63	59	16	3	45	5	96	4	0	.268
Garrison	0	0	0.00	1	0	0	1	0	0	0.2	0	0	0	0	0	0	0	0	0	0	.000
Gordon	0	1	5.23	2	2	0	0	0	0	10.1	12	6	6	3	2	3	1	4	0	0	.300
Hughes	5	5	5.79	17	14	1	1	1	0	74.2	84	48	48	9	4	27	2	47	3	0	.283
Kontos	0	0	3.00	7	0	0	4	0	0	6.0	4	2	2	1	0	3	0	6	0	0	.190
Laffey	2	1	3.38	11	0	0	0	0	0	10.2	13	4	4	0	2	5	0	6	0	0	.310
Logan	5	3	3.46	64	0	0	6	0	0	41.2	43	20	16	4	4	13	3	46	1	0	.261
Marquez	0	0	2.25	3	0	0	3	0	0	4.0	5	1	1	0	0	0	0	2	0	0	.278
Mitre	0	0	11.81	4	0	0	4	0	0	5.1	9	9	7	0	1	4	0	2	1	0	.375
Noesi	2	2	4.47	30	2	0	14	0	0	56.1	63	29	28	6	2	22	4	45	4	0	.286
Nova	16	4	3.70	28	27	0	1	0	0	165.1	163	74	68	13	6	57	3	98	11	0	.258
Pendleton	0	0	3.21	11	0	0	9	0	0	14.0	10	5	5	2	0	10	0	8	0	0	.200
Proctor	0	3	9.00	8	0	0	3	0	0	11.0	19	13	11	6	0	12	1	11	2	0	.388
Rivera	1	2	1.91	64	0	0	54	0	44	61.1	47	13	13	3	2	8	2	60	1	0	.215
Robertson	4	0	1.08	70	0	0	8	0	1	66.2	40	9	8	1	1	35	6	100	6	1	.170
Sabathia	19	8	3.00	33	33	3	0	1	0	237.1	230	87	79	17	7	61	4	230	2	1	.255
Sanit	0	0	12.86	4	0	0	1	0	0	7.0	12	10	10	0	3	3	1	4	1	0	.353
Soriano	2	3	4.12	42	0	0	8	0	2	39.1	33	18	18	4	1	18	2	36	0	0	.229
Valdes	0	0	2.70	6	0	0	0	0	0	6.2	8	2	2	1	0	2	0	8	0	0	.308
Wade	6	1	2.04	40	0	0	8	0	0	39.2	33	10	9	5	0	8	0	30	1	0	.221
Whelan	0	0	5.40	2	0	0	1	0	0	1.2	0	1	1	0	0	5	0	1	0	0	.000
YANKEES	**97**	**65**	**3.73**	**162**	**162**	**5**	**157**	**8**	**47**	**1458.1**	**1423**	**657**	**605**	**152**	**58**	**507**	**43**	**1222**	**67**	**3**	**.256**
OPPONENTS	**65**	**97**	**5.08**	**162**	**162**	**2**	**160**	**8**	**37**	**1441.2**	**1452**	**867**	**814**	**222**	**74**	**627**	**34**	**1138**	**51**	**1**	**.263**

2011 Yankees Fielding Statistics

PITCHERS	PCT	G	GS	PO	A	E	TC	DP	TP
Ayala	1.000	52	0	2	11	0	13	2	0
Betances	.000	2	1	0	0	0	0	0	0
Brackman	.000	3	0	0	0	0	0	0	0
Burnett	.868	33	32	10	23	5	38	2	0
Carlyle	1.000	8	0	1	0	0	1	0	0
Chamberlain	1.000	27	0	4	3	0	7	1	0
Colon	.966	29	26	10	18	1	29	1	0
Garcia	.968	26	25	11	19	1	31	1	0
Garrison	.000	1	0	0	0	0	0	0	0
Gordon	1.000	2	2	0	1	0	1	0	0
Hughes	1.000	17	14	2	6	0	8	0	0
Kontos	.000	7	0	0	0	0	0	0	0
Laffey	1.000	47	0	7	11	0	18	0	0
Logan	.917	64	0	2	9	1	12	1	0
Marquez	.000	3	0	0	0	1	1	0	0
Mitre	1.000	4	0	0	1	0	1	0	0
Noesi	1.000	30	2	1	7	0	8	1	0
Nova	1.000	28	27	16	21	0	37	0	0
Pendleton	1.000	11	0	0	1	0	1	0	0
Proctor	1.000	8	0	0	1	0	1	0	0
Rivera	1.000	64	0	1	12	0	13	1	0
Robertson	.857	70	0	3	3	1	7	0	0
Sabathia	.889	33	33	3	21	3	27	2	0
Sanit	1.000	4	0	1	1	0	2	0	0
Soriano	1.000	42	0	0	3	0	3	0	0
Valdes	1.000	6	0	0	1	0	1	0	0
Wade	1.000	40	0	0	4	0	4	0	0
Whelan	1.000	2	0	1	0	0	1	0	0

FIRST BASE	PCT	G	GS	PO	A	E	TC	DP	TP
Chavez	1.000	3	2	12	1	0	13	0	0
Laird	.955	3	2	16	5	1	22	3	0
Posada	.988	14	11	74	6	1	81	8	0
Swisher	1.000	11	3	29	2	0	31	4	0
Teixeira	.997	147	144	1229	73	4	1306	114	0

SECOND BASE	PCT	G	GS	PO	A	E	TC	DP	TP
Cano	.987	157	150	323	444	10	777	97	0
Cervelli	1.000	1	0	0	1	0	1	0	0
Martin	1.000	1	0	1	0	0	1	0	0
Nunez	1.000	16	9	12	28	0	40	3	0
Pena	1.000	7	3	7	9	0	16	2	0
Posada	1.000	1	0	0	1	0	1	0	0

THIRD BASE	PCT	G	GS	PO	A	E	TC	DP	TP
Cervelli	.000	2	0	0	0	0	0	0	0
Chavez	1.000	42	33	26	60	0	86	9	0
Laird	1.000	9	4	3	7	0	10	1	0
Martin	.500	3	0	0	1	1	2	0	0
Nunez	.919	40	33	22	46	6	74	7	0
Pena	.880	13	5	5	17	3	25	3	0
Rodriguez	.973	89	87	54	165	6	225	13	0

SHORTSTOP	PCT	G	GS	PO	A	E	TC	DP	TP
Jeter	.972	122	121	140	280	12	432	60	0
Nunez	.913	50	39	46	101	14	161	17	0
Pena	.867	4	2	8	5	2	15	2	0

OUTFIELDERS	PCT	G	GS	PO	A	E	TC	DP	TP
Dickerson	.944	52	10	34	0	2	36	0	0
Gardner	.985	156	134	322	7	5	334	3	0
Golson	1.000	9	2	7	0	0	7	0	0
Granderson	.992	155	150	354	11	3	368	1	0
Jones	.989	57	48	88	1	1	90	1	0
Nunez	1.000	4	2	4	0	0	4	0	0
Swisher	.996	141	140	273	9	1	283	1	0

CATCHERS	PCT	G	GS	PO	A	E	TC	DP	TP	PB
Cervelli	.980	41	35	278	18	6	302	1	0	3
Martin	.990	125	118	866	96	10	972	8	0	4
Molina	1.000	3	2	9	1	0	10	0	0	0
Montero	1.000	3	3	12	1	0	13	0	0	0
Posada	1.000	1	0	7	2	0	9	0	0	0
Romine	.980	8	4	46	3	1	50	0	0	0

2011 Yankees Starters

STARTERS	W	L	PCT	ERA	G	GS	CG	IP	H	R	ER	HR	SH	SF	HB	BB	IBB	SO	WP	BK	AVG
Betances	0	0	.000	6.75	2	1	0	2.2	1	2	2	0	0	1	1	6	0	2	0	0	.125
Burnett	11	11	.500	5.15	33	32	0	190.1	190	115	109	31	4	10	9	83	2	173	25	0	.260
Colon	8	10	.444	4.00	29	26	1	164.1	172	85	73	21	2	6	3	40	3	135	0	0	.267
Garcia	12	8	.600	3.62	26	25	0	146.2	152	63	59	16	4	7	3	45	5	96	4	0	.268
Gordon	0	1	.000	5.23	2	2	0	10.1	12	6	6	3	1	0	2	3	1	4	0	0	.300
Hughes	5	5	.500	5.79	17	14	1	74.2	84	48	48	9	3	3	4	27	2	47	3	0	.283
Nova	16	4	.800	3.70	28	27	0	165.1	163	74	68	13	2	6	6	57	3	98	11	0	.258
Sabathia	19	8	.704	3.00	33	33	3	237.1	230	87	79	17	8	7	7	61	4	230	2	1	.255
TOTAL	**71**	**47**	**.602**	**4.03**	**160**	**160**	**5**	**991.2**	**1004**	**480**	**444**	**110**	**24**	**40**	**35**	**322**	**20**	**785**	**45**	**1**	**.263**

2011 Yankees Relievers

RELIEVERS	W	L	PCT	ERA	GF	SV	IP	H	R	ER	HR	SH	SF	HB	BB	IBB	SO	WP	BK	AVG
Ayala	2	2	.500	2.09	20	0	56.0	51	17	13	5	4	4	6	20	3	39	2	1	.256
Brackman	0	0	.000	0.00	1	0	2.1	1	0	0	0	0	0	0	3	0	0	0	0	.100
Carlyle	0	1	.000	4.70	6	0	7.2	5	4	4	1	0	0	0	7	1	9	2	0	.185
Chamberlain	2	0	1.000	2.83	3	0	28.2	23	10	9	3	0	1	1	7	0	24	1	0	.228
Garrison	0	0	.000	0.00	1	0	0.2	0	0	0	0	0	0	0	0	0	0	0	0	.000
Kontos	0	0	.000	3.00	4	0	6.0	4	2	2	1	0	0	0	3	0	6	0	0	.190
Laffey	2	1	.667	3.38	0	0	10.2	13	4	4	0	0	1	2	5	0	6	0	0	.310
Logan	5	3	.625	3.46	6	0	41.2	43	20	16	4	2	1	4	13	3	46	1	0	.261
Marquez	0	0	.000	2.25	3	0	4.0	5	1	1	0	0	0	0	0	0	2	0	0	.278
Mitre	0	0	.000	11.81	4	0	5.1	9	9	7	0	0	1	1	4	0	2	1	0	.375
Noesi	2	2	.500	4.47	14	0	56.1	63	29	28	6	1	2	2	22	4	45	4	0	.286
Pendleton	0	0	.000	3.21	9	0	14.0	10	5	5	2	0	2	0	10	0	8	0	0	.200
Proctor	0	3	.000	9.00	3	0	11.0	19	13	11	6	1	0	0	12	1	11	2	0	.388
Rivera	1	2	.333	1.91	54	44	61.1	47	13	13	3	2	2	2	8	2	60	1	0	.215
Robertson	4	0	1.000	1.08	8	1	66.2	40	9	8	1	1	0	1	35	6	100	6	1	.170
Sanit	0	0	.000	12.86	1	0	7.0	12	10	10	0	0	0	3	3	1	4	1	0	.353
Soriano	2	3	.400	4.12	8	2	39.1	33	18	18	4	1	0	1	18	2	36	0	0	.229
Valdes	0	0	.000	2.70	0	0	6.2	8	2	2	1	0	0	0	2	0	8	0	0	.308
Wade	6	1	.857	2.04	8	0	39.2	33	10	9	5	0	0	0	8	0	30	1	0	.221
Whelan	0	0	.000	5.40	1	0	1.2	0	1	1	0	0	0	0	5	0	1	0	0	.000
TOTAL	**26**	**18**	**.591**	**3.11**	**154**	**47**	**466.2**	**419**	**177**	**161**	**42**	**12**	**14**	**23**	**185**	**23**	**437**	**22**	**2**	**.241**

2011 Yankees Pinch Hitters

BATTER	AVG	APP	AB	R	H	TB	2B	3B	HR	RBI	SH	SF	HP	BB	IBB	SO	SB	CS	GDP	SLG	OBP
Cano	.000	2	2	0	0	0	0	0	0	0	0	0	0	0	0	1	0	0	0	.000	.000
Cervelli	.500	2	2	1	1	1	0	0	0	0	0	0	0	0	0	1	0	0	0	.500	.500
Chavez	.273	12	11	1	3	3	0	0	0	2	0	0	0	1	1	3	0	0	0	.273	.333
Dickerson	.250	4	4	0	1	2	1	0	0	0	0	0	0	0	0	2	0	0	0	.500	.250
Gardner	.000	2	1	1	0	0	0	0	0	0	0	0	0	1	0	1	0	0	0	.000	.500
Golson	.000	1	1	0	0	0	0	0	0	0	0	0	0	0	0	0	0	0	0	.000	.000
Granderson	.250	4	4	0	1	1	0	0	0	0	0	0	0	0	0	0	0	0	0	.250	.250
Jones	.200	12	10	0	2	2	0	0	0	1	0	0	0	1	0	4	0	0	0	.200	.273
Laird	.000	1	0	1	0	0	0	0	0	0	0	0	0	1	0	0	0	0	0	.000	1.000
Martin	.333	3	3	0	1	1	0	0	0	0	0	0	0	0	0	0	0	0	0	.333	.333
Montero	.000	1	1	0	0	0	0	0	0	0	0	0	0	0	0	0	0	0	0	.000	.000
Nunez	.000	4	4	0	0	0	0	0	0	0	0	0	0	0	0	1	0	0	0	.000	.000
Pena	.000	1	1	0	0	0	0	0	0	0	0	0	0	0	0	0	0	0	0	.000	.000
Posada	.154	18	13	0	2	3	1	0	0	2	0	0	0	5	2	3	0	0	2	.231	.389
Rodriguez	.000	1	0	0	0	0	0	0	0	0	0	0	0	1	1	0	0	0	0	.000	1.000
Romine	.000	1	1	0	0	0	0	0	0	0	0	0	0	0	0	1	0	0	0	.000	.000
Swisher	1.000	2	1	0	1	2	1	0	0	0	0	0	0	1	0	0	0	0	0	2.000	1.000
Teixeira	.000	1	0	0	0	0	0	0	0	0	0	0	0	1	1	0	0	0	0	.000	1.000
TOTALS	**.203**		**59**	**4**	**12**	**15**	**3**	**0**	**0**	**5**	**0**	**0**	**0**	**12**	**5**	**17**	**0**	**0**	**2**	**.254**	**.338**

2011 Yankees Highs & Lows

CLUB

MOST RUNS, GAME -

22	NEW YORK VS OAKLAND	8/25/11
18	NEW YORK AT CHICAGO-AL	8/3/11

MOST RUNS, GAME, BOTH CLUBS

31	OAKLAND (9) AT NEW YORK (22)	8/25/11
25	NEW YORK (18) AT CHICAGO-AL	8/3/11

MOST RUNS, INNING

12	NEW YORK VS BALTIMORE	7/30/2011 (INNING 1)
9	NEW YORK VS OAKLAND	7/22/2011 (INNING 3)

MOST HITS, GAME

24	NEW YORK VS BALTIMORE	7/30/11
23	NEW YORK AT CHICAGO-AL	8/3/11

MOST HITS, GAME, BOTH CLUBS

37	NEW YORK (23) AT CHICAGO-AL (14)	8/3/11
36	OAKLAND (15) AT NEW YORK (21)	8/25/11

MOST TOTAL BASES, GAME

40	NEW YORK VS OAKLAND	8/25/11
38	NEW YORK VS BALTIMORE	7/30/11

MOST DOUBLES, GAME

6	NEW YORK VS BALTIMORE	7/30/11
5	NEW YORK VS CLEVELAND	6/10/11
6	NEW YORK VS BALTIMORE	4/14/2011 (10 INN.)

MOST TRIPLES, GAME

3	NEW YORK AT BALTIMORE	5/19/11
2	NEW YORK AT CHICAGO-AL	8/3/11
2	NEW YORK AT NEW YORK-NL	7/3/2011 (10 INN.)

MOST HOME RUNS, GAME

5	NEW YORK AT TEXAS	5/8/11
5	NEW YORK VS OAKLAND	8/25/11
5	NEW YORK VS TEXAS	6/15/11
5	NEW YORK AT BALTIMORE	8/28/11
5	NEW YORK AT BALTIMORE	4/23/11
4	NEW YORK AT BALTIMORE	9/5/11
4	NEW YORK VS NEW YORK-NL	5/21/11
4	NEW YORK VS DETROIT	4/3/11
4	NEW YORK AT BOSTON	4/9/11

MOST HOME RUNS, GAME, BOTH CLUBS

7	BALTIMORE (3) AT NEW YORK (4)	9/5/11
7	OAKLAND (2) AT NEW YORK (5)	8/25/11
7	DETROIT (3) AT NEW YORK (4)	4/3/11
6	COLORADO (3) AT NEW YORK (3)	6/26/11
6	TEXAS (1) AT NEW YORK (5)	6/15/11
6	NEW YORK (3) AT BALTIMORE (3)	8/26/11
6	NEW YORK (5) AT BALTIMORE (1)	4/23/11
6	NEW YORK (3) AT TAMPA BAY (3)	9/28/2011 (12 INN.)

MOST EXTRA BASE HITS, GAME

9	NEW YORK VS BALTIMORE	7/30/11
8	NEW YORK VS OAKLAND	8/25/11
8	NEW YORK AT CHICAGO-AL	8/3/11
8	NEW YORK AT BALTIMORE	5/19/11
8	NEW YORK AT BALTIMORE	4/23/11

MOST WALKS, GAME

13	NEW YORK VS OAKLAND	8/25/11
10	NEW YORK AT CHICAGO-NL	6/18/11

MOST WALKS, GAME, BOTH CLUBS

16	NEW YORK (9) AT TAMPA BAY (7)	7/18/11
16	CLEVELAND (8) AT NEW YORK (8)	6/10/11
15	OAKLAND (2) AT NEW YORK (13)	8/25/11
19	KANSAS CITY (11) AT NEW YORK (8)	5/11/2011 (11 INN.)

MOST STRIKEOUTS, GAME

15	NEW YORK VS TAMPA BAY	9/22/11
13	NEW YORK VS BOSTON	5/14/11
14	NEW YORK AT BALTIMORE	4/24/2011 (11 INN.)

MOST STRIKEOUTS, GAME, BOTH CLUBS

25	NEW YORK (8) AT SEATTLE (17)	9/13/11
24	SEATTLE (18) AT NEW YORK (6)	7/26/11
25	NEW YORK (14) AT BALTIMORE (11)	4/24/2011 (11 INN.)
24	NEW YORK (12) AT BALTIMORE (12)	5/18/2011 (15 INN.)

MOST STOLEN BASES, GAME

5	NEW YORK VS TEXAS	6/15/11
5	NEW YORK VS CLEVELAND	6/10/11
	MOST STOLEN BASES, GAME	
4	NEW YORK AT TAMPA BAY	7/20/11
4	NEW YORK AT TAMPA BAY	7/19/11
4	NEW YORK AT OAKLAND	5/31/11
4	NEW YORK AT OAKLAND	5/30/11
4	NEW YORK VS MILWAUKEE	6/30/11
4	NEW YORK VS MILWAUKEE	6/28/11

MOST STOLEN BASES, GAME, BOTH CLUBS

7	NEW YORK (2) AT TEXAS (5)	5/8/11
6	TAMPA BAY (4) AT NEW YORK (2)	7/9/11
6	MILWAUKEE (2) AT NEW YORK (4)	6/28/11
6	TEXAS (1) AT NEW YORK (5)	6/15/11
6	NEW YORK (3) AT TAMPA BAY (3)	9/28/2011 (12 INN.)

MOST DOUBLE PLAYS, GAME

3	NEW YORK AT CHICAGO-NL	6/18/11
3	NEW YORK VS TAMPA BAY	9/21/11
3	NEW YORK VS TAMPA BAY	9/20/11
3	NEW YORK VS TAMPA BAY	7/7/11
3	NEW YORK VS MILWAUKEE	6/29/11
3	NEW YORK VS TEXAS	4/17/11
3	NEW YORK AT CHICAGO-AL	8/1/11
2	25 GAME/CLUBS TIED	
2	NEW YORK AT NEW YORK-NL	7/3/2011 (10 INN.)
2	NEW YORK AT SEATTLE	9/14/2011 (12 INN.)
2	NEW YORK VS BALTIMORE	9/7/2011 (11 INN.)
2	NEW YORK VS OAKLAND	8/24/2011 (10 INN.)

MOST DOUBLE PLAYS, GAME, BOTH CLUBS

7	TEXAS (6) AT NEW YORK (1)	4/15/11
5	MINNESOTA (3) AT NEW YORK (2)	4/4/11
5	NEW YORK (3) AT CHICAGO-AL (2)	8/1/11

MOST ERRORS, GAME

4	NEW YORK AT TEXAS	5/8/11
4	NEW YORK VS TAMPA BAY	9/22/11
4	NEW YORK AT BALTIMORE	8/26/11
3	NEW YORK AT CINCINNATI	6/22/11
3	NEW YORK AT TORONTO	7/14/11
3	NEW YORK AT DETROIT	5/5/11
4	NEW YORK VS BALTIMORE	9/7/2011 (11 INN.)

MOST ERRORS, GAME, BOTH CLUBS

5	NEW YORK (4) AT TEXAS	5/8/11
5	TAMPA BAY (1) AT NEW YORK (4)	9/22/11
4	BALTIMORE (3) AT NEW YORK (1)	9/6/11
4	TORONTO (3) AT NEW YORK (1)	9/4/11
4	NEW YORK (4) AT BALTIMORE (0)	8/26/11
6	BALTIMORE (2) AT NEW YORK (4)	9/7/2011 (11 INN.)

MOST LEFT ON BASE, GAME

18	NEW YORK VS TAMPA BAY	9/20/11
13	NEW YORK AT CHICAGO-NL	6/18/11
13	NEW YORK AT BOSTON	9/1/11
15	NEW YORK VS KANSAS CITY	5/11/2011 (11 INN.)
14	NEW YORK AT BALTIMORE	5/18/2011 (15 INN.)
13	NEW YORK VS TEXAS	6/16/2011 (12 INN.)

MOST LEFT ON BASE, GAME, BOTH CLUBS

27	TAMPA BAY (9) AT NEW YORK (18)	9/20/11
25	TAMPA BAY (14) AT NEW YORK (11)	9/22/11
29	NEW YORK (14) AT BALTIMORE (15)	5/18/2011 (15 INN.)
27	KANSAS CITY (12) AT NEW YORK (15)	5/11/2011 (11 INN.)

MOST INNINGS, GAME

15	BALTIMORE VS NEW YORK	5/18/11
14	NEW YORK VS BOSTON	9/25/11

LONGEST TIME, GAME

4:31	NEW YORK VS OAKLAND	8/25/11
4:21	BOSTON VS NEW YORK	9/1/11
5:11	NEW YORK VS BOSTON	9/25/2011 (14 INN.)
4:56	BALTIMORE VS NEW YORK	5/18/2011 (15 INN.)
4:54	TAMPA BAY VS NEW YORK	9/28/2011 (12 INN.)
4:31	NEW YORK VS KANSAS CITY	5/11/2011 (11 INN.)
4:23	NEW YORK VS BALTIMORE	9/7/2011 (11 INN.)

SHORTEST TIME, GAME

1:59	CHICAGO-AL VS NEW YORK	8/2/2011 (7 INN.)
2:11	NEW YORK VS TAMPA BAY	7/10/11
2:11	NEW YORK VS CHICAGO-AL	4/27/11

HIGHEST ATTENDANCE, GAME

49,556	NEW YORK VS BOSTON	9/24/11
49,541	NEW YORK VS BOSTON	9/25/11

LONGEST WINNING STREAK

8	NEW YORK	7/30/2011 THRU 8/5/2011
7	NEW YORK	6/25/2011 THRU 7/2/2011

2011 Yankees Highs & Lows

LONGEST LOSING STREAK

6	NEW YORK	5/11/2011 THRU 5/16/2011
4	NEW YORK	9/25/2011 THRU 9/28/2011

INDIVIDUAL BATTING

LONGEST HITTING STREAK

17	Cano	NEW YORK	8/7/2011 THRU 8/26/2011
13	Jeter	NEW YORK	8/31/2011 THRU 9/14/2011
13	Cano	NEW YORK	4/7/2011 THRU 4/24/2011

MOST RUNS, GAME

4	Granderson	NEW YORK VS OAKLAND	8/25/11
4	Gardner	NEW YORK AT CHICAGO-AL	8/3/11
4	Jeter	NEW YORK AT CHICAGO-AL	8/3/11
3	25 PLAYERS TIED		

MOST HITS, GAME

5	Martin	NEW YORK VS OAKLAND	8/25/11
5	Jeter	NEW YORK AT CHICAGO-AL	8/3/11
5	Cano	NEW YORK VS BALTIMORE	7/30/11
5	Jeter	NEW YORK VS TAMPA BAY	7/9/11
4	8 PLAYERS TIED		
4	RODRIGUEZ	NEW YORK AT BALTIMORE	5/18/2011 (15 INN.)
4	JETER	NEW YORK AT BALTIMORE	4/24/2011 (11 INN.)

MOST TOTAL BASES, GAME

12	Martin	NEW YORK VS OAKLAND	8/25/11
10	Jeter	NEW YORK AT TEXAS	5/8/11

MOST DOUBLES, GAME

3	Teixeira	NEW YORK AT TORONTO	4/20/11
2	16 PLAYERS TIED		
2	Granderson	NEW YORK VS BALTIMORE	4/14/2011 (10 INN.)
2	Rodriguez	NEW YORK VS BALTIMORE	4/14/2011 (10 INN.)

MOST TRIPLES, GAME

1	30 PLAYERS TIED		
1	Gardner	NEW YORK AT NEW YORK-NL	7/3/2011 (9 INN.)
1	Cano	NEW YORK AT NEW YORK-NL	7/3/2011 (9 INN.)
1	Granderson	NEW YORK AT SEATTLE	5/28/2011 (12 INN.)

MOST HOME RUNS, GAME

2	18 PLAYERS TIED		
2	Teixeira	NEW YORK AT TAMPA BAY	9/28/2011 (12 INN.)
2	Swisher	NEW YORK VS OAKLAND	8/24/2011 (10 INN.)

MOST EXTRA BASES, GAME

3	Martin	NEW YORK VS OAKLAND	8/25/11
3	Cano	NEW YORK VS LOS ANGELES	8/10/11
3	Nunez	NEW YORK AT NEW YORK-NL	7/2/11
3	Gardner	NEW YORK VS CLEVELAND	6/12/11
3	Teixeira	NEW YORK AT TORONTO	4/20/11
2	58 PLAYERS TIED		
2	Teixeira	NEW YORK AT TAMPA BAY	9/28/2011 (12 INN.)
2	Swisher	NEW YORK VS OAKLAND	8/24/2011 (10 INN.)
2	Cano	NEW YORK AT NEW YORK-NL	7/3/2011 (9 INN.)
2	Granderson	NEW YORK AT BALTIMORE	4/24/2011 (11 INN.)
2	Granderson	NEW YORK VS BALTIMORE	4/14/2011 (10 INN.)
2	Rodriguez	NEW YORK VS BALTIMORE	4/14/2011 (10 INN.)

MOST RUNS BATTED IN, GAME

6	Martin	NEW YORK VS OAKLAND	8/25/11
6	Posada	NEW YORK VS TAMPA BAY	8/13/11
6	Rodriguez	NEW YORK AT BALTIMORE	4/23/11
5	Jeter	NEW YORK VS TORONTO	9/4/11
5	Granderson	NEW YORK VS OAKLAND	8/25/11
5	Cano	NEW YORK VS OAKLAND	8/25/11
5	Granderson	NEW YORK AT CHICAGO-AL	8/3/11
5	Cano	NEW YORK VS BALTIMORE	7/30/11
5	Swisher	NEW YORK VS OAKLAND	7/22/11
5	Teixeira	NEW YORK AT TAMPA BAY	9/28/2011 (12 INN.)

MOST STOLEN BASES, GAME

2	**17 PLAYERS TIED**		
2	**Gardner**	**NEW YORK AT BOSTON**	**8/7/2011 (10 INN.)**

INDIVIDUAL PITCHING

MOST STRIKEOUTS, GAME (STARTER)

14	Sabathia	NEW YORK VS SEATTLE	7/26/11
13	Sabathia	NEW YORK VS MILWAUKEE	6/30/11

MOST STRIKEOUTS, GAME (RELIEVER)

5	Colon	NEW YORK AT BOSTON	4/8/11
5	Colon	NEW YORK VS DETROIT	4/3/11
4	Logan	NEW YORK VS OAKLAND	8/25/11
4	Noesi	NEW YORK VS OAKLAND	8/23/11
4	Wade	NEW YORK AT TORONTO	7/15/11
4	Noesi	NEW YORK AT TORONTO	7/14/11
4	Noesi	NEW YORK VS TAMPA BAY	7/7/11
4	Robertson	NEW YORK VS CLEVELAND	6/11/11
4	Noesi	NEW YORK AT BALTIMORE	5/18/2011 (15 INN.)

MOST INNINGS, GAME (STARTER)

9.0	Sabathia	NEW YORK VS TAMPA BAY	7/10/11
9.0	Colon	NEW YORK AT OAKLAND	5/30/11
9.0	Sabathia	NEW YORK VS TORONTO	5/24/11
8.2	Sabathia	NEW YORK AT LOS ANGELES-AL	6/4/11

MOST INNINGS, GAME (RELIEVER)

6.0	Noesi	NEW YORK VS BOSTON	6/7/11
4.2	Sanit	NEW YORK VS KANSAS CITY	5/12/11

MOST HOME RUNS ALLOWED, GAME

5	Sabathia	NEW YORK VS TAMPA BAY	8/12/11
3	Nova	NEW YORK VS COLORADO	6/26/11
3	Gordon	NEW YORK AT CINCINNATI	6/22/11
3	Burnett	NEW YORK AT TAMPA BAY	5/16/11

LONGEST WINNING STREAK

12	Nova	NEW YORK	6/10/2011 THRU 9/20/2011
7	Sabathia	NEW YORK	6/14/2011 THRU 7/16/2011

LONGEST LOSING STREAK

4	Colon	NEW YORK	8/17/2011 THRU 9/22/2011
3	Proctor	NEW YORK	9/8/2011 THRU 9/28/2011
3	Burnett	NEW YORK	7/4/2011 THRU 7/29/2011
3	Colon	NEW YORK	7/7/2011 THRU 7/19/2011

MOST CONSECUTIVE SCORELESS INNINGS

23.2	Sabathia	NEW YORK	6/25/2011 THRU 7/16/2011
15.0	Nova	NEW YORK	9/14/2011 THRU 9/25/2011

YANKEES BY THE NUMBERS, 2011

Pre-All-Star Break	53-35
Post-All-Star Break	44-30
vs. LH starters	35-17
vs. RH starters	62-48
Yankees Score First	71-23
Opponents Score First	26-42
Yankees Score 4 Runs or More	86-27
Yankees Score 3 Runs or Fewer	11-38
Yankees Outhit Opp.:	66-7
Opp. Outhits Yankees:	22-54
Hit Totals Are Even:	9-4
One-Run Games:	21-24
Leading After 6:	81-11
Trailing After 6:	9-45
Tied After 6:	7-9
Leading After 7:	87-8
Trailing After 7:	4-49
Tied After 7:	5-8
Leading After 8:	91-4
Trailing After 8:	2-50
Tied After 8:	3-11
Extra-Inning Games:	4-12
On Grass	90-54
On Turf	7-11
Day	44-12
Night	53-53
Series Record:	34-13-7
Series Record, home:	21-4-2
Series Record, road:	13-9-5
Series Openers:	28-26
Series Finales	33-21
vs. AL East	39-33
vs. AL Central	22-14
vs. AL West	23-13
vs. NL	13-5

Yankees vs. Right

BATTER	AVG	G	AB	R	H	2B	3B	HR	RBI	SH	SF	HP	BB	SO	SB	CS	DP	SLG	OBP
Cano	.296	144	419	73	124	33	4	20	73	0	4	8	27	65	5	2	11	.537	.347
Cervelli	.263	39	95	15	25	4	0	3	18	1	1	2	5	24	2	0	2	.400	.311
Chavez	.255	56	137	14	35	7	1	2	21	0	1	0	14	25	0	0	4	.365	.322
Dickerson	.237	57	38	8	9	2	0	1	4	1	1	0	2	13	3	0	1	.368	.268
Gardner	.265	148	407	68	108	15	8	7	30	6	1	6	44	78	40	9	5	.393	.345
Golson	.200	8	5	1	1	0	0	0	0	0	0	0	0	1	0	0	0	.200	.200
Granderson	.258	148	392	91	101	20	6	25	75	1	5	4	70	110	20	8	10	.531	.372
Jeter	.277	124	397	50	110	13	4	1	42	4	5	4	29	66	12	4	5	.338	.329
Jones	.172	46	64	6	11	0	0	5	8	0	0	1	11	23	0	0	0	.406	.303
Laird	.100	10	10	2	1	0	0	0	0	1	0	0	3	2	0	0	0	.100	.308
Martin	.248	116	303	34	75	14	0	13	42	1	2	3	34	52	5	1	15	.422	.327
Molina	.333	2	3	0	1	1	0	0	0	0	0	0	0	0	0	0	0	.667	.333
Montero	.216	17	37	5	8	1	0	4	5	0	0	1	4	11	0	0	2	.568	.310
Nunez	.259	102	197	25	51	12	1	2	14	3	1	0	16	26	16	5	3	.360	.313
Pena	.115	20	26	3	3	0	0	1	3	1	1	1	1	8	0	0	0	.231	.172
Posada	.269	108	279	31	75	13	0	14	41	0	2	2	33	52	0	1	13	.466	.348
Rodriguez	.276	95	279	48	77	17	0	14	52	0	2	5	33	63	2	0	7	.487	.361
Romine	.188	9	16	2	3	0	0	0	0	0	0	0	0	4	0	0	0	.188	.188
Swisher	.232	132	367	52	85	18	0	17	64	0	5	4	61	92	1	0	13	.420	.343
Teixeira	.223	144	400	55	89	19	0	24	70	0	6	8	54	85	3	1	7	.450	.323
TOTALS	**.255**		**3883**	**583**	**992**	**189**	**24**	**153**	**562**	**23**	**37**	**49**	**442**	**805**	**109**	**31**	**98**	**.435**	**.336**

PITCHER	AVG	AB	H	HR	HB	BB	SO
Ayala	.263	95	25	2	5	9	9
Betances	.000	2	0	0	0	4	0
Brackman	.143	7	1	0	0	2	0
Burnett	.264	348	92	18	4	38	77
Carlyle	.263	19	5	1	0	3	5
Chamberlain	.208	53	11	2	0	3	10
Colon	.238	320	76	6	3	20	69
Garcia	.255	306	78	8	2	18	60
Garrison	.000	2	0	0	0	0	0
Gordon	.333	27	9	3	2	1	3
Hughes	.234	111	26	5	2	12	23
Kontos	.188	16	3	1	0	3	4
Laffey	.467	15	7	0	0	3	2
Logan	.262	61	16	0	0	6	12
Marquez	.400	10	4	0	0	0	2
Mitre	.267	15	4	0	1	1	1
Noesi	.272	114	31	3	1	14	30
Nova	.275	320	88	7	2	24	50
Pendleton	.143	28	4	0	0	7	5
Proctor	.462	26	12	4	0	6	4
Rivera	.191	115	22	1	1	5	36
Robertson	.186	113	21	1	1	16	42
Sabathia	.273	656	179	12	2	50	142
Sanit	.188	16	3	0	3	2	3
Soriano	.173	81	14	2	1	5	21
Valdes	.333	9	3	1	0	1	1
Wade	.202	84	17	1	0	6	19
Whelan	.000	0	0	0	0	1	0
TOTALS	**.253**	**2969**	**751**	**78**	**30**	**260**	**630**

Yankees vs. Left

BATTER	AVG	G	AB	R	H	2B	3B	HR	RBI	SH	SF	HP	BB	SO	SB	CS	DP	SLG	OBP
Cano	.314	101	204	31	64	13	3	8	45	0	4	4	11	31	3	0	7	.525	.354
Cervelli	.276	15	29	2	8	0	0	1	4	0	0	0	4	5	2	1	2	.379	.364
Chavez	.304	17	23	2	7	0	0	0	5	0	0	0	0	9	0	0	0	.304	.304
Dickerson	.333	11	12	1	4	0	0	0	3	0	0	1	0	4	1	0	0	.333	.385
Gardner	.233	77	103	19	24	4	0	0	6	2	1	2	16	15	9	4	0	.272	.344
Golson	.167	4	6	0	1	0	0	0	0	0	0	0	1	1	1	0	0	.167	.286
Granderson	.272	102	191	45	52	6	4	16	44	3	2	8	15	59	5	2	2	.597	.347
Jeter	.349	68	149	34	52	11	0	5	19	0	0	2	17	15	4	2	5	.523	.423
Jones	.286	61	126	21	36	8	0	8	25	0	0	2	18	39	0	0	3	.540	.384
Laird	.273	6	11	1	3	0	0	0	1	0	0	0	0	2	0	0	1	.273	.273
Martin	.211	63	114	23	24	3	0	5	23	0	1	2	16	29	3	1	4	.368	.316
Molina	.000	1	3	0	0	0	0	0	0	0	0	0	0	0	0	0	0	.000	.000
Montero	.500	13	24	4	12	3	0	0	7	0	0	0	3	6	0	0	0	.625	.556
Nunez	.277	53	112	13	31	6	1	3	16	3	0	0	6	11	6	1	3	.429	.314
Pena	.071	7	14	2	1	0	0	0	1	1	0	0	1	3	0	0	1	.071	.133
Posada	.092	38	65	3	6	1	0	0	3	0	0	0	6	24	0	1	4	.108	.169
Rodriguez	.277	49	94	19	26	4	0	2	10	0	1	0	14	17	2	1	6	.383	.367
Romine	.000	3	3	0	0	0	0	0	0	0	0	0	1	1	0	0	0	.000	.250
Swisher	.327	82	159	29	52	12	0	6	21	1	3	1	34	33	1	2	5	.516	.442
Teixeira	.302	95	189	35	57	7	1	15	41	0	2	3	22	25	1	0	5	.587	.380
TOTALS	**.281**		**1635**	**284**	**460**	**78**	**9**	**69**	**274**	**13**	**14**	**25**	**185**	**333**	**38**	**15**	**48**	**.467**	**.360**

PITCHER	AVG	AB	H	HR	HB	BB	SO
Ayala	.250	104	26	3	1	11	30
Betances	.167	6	1	0	1	2	2
Brackman	.000	3	0	0	0	1	0
Burnett	.256	383	98	13	5	45	96
Carlyle	.000	8	0	0	0	4	4
Chamberlain	.250	48	12	1	1	4	14
Colon	.297	323	96	15	0	20	66
Garcia	.284	261	74	8	1	27	36
Garrison	.000	0	0	0	0	0	0
Gordon	.231	13	3	0	0	2	1
Hughes	.312	186	58	4	2	15	24
Kontos	.200	5	1	0	0	0	2
Laffey	.222	27	6	0	2	2	4
Logan	.260	104	27	4	4	7	34
Marquez	.125	8	1	0	0	0	0
Mitre	.556	9	5	0	0	3	1
Noesi	.302	106	32	3	1	8	15
Nova	.240	313	75	6	4	33	48
Pendleton	.273	22	6	2	0	3	3
Proctor	.304	23	7	2	0	6	7
Rivera	.240	104	25	2	1	3	24
Robertson	.156	122	19	0	0	19	58
Sabathia	.207	246	51	5	5	11	88
Sanit	.500	18	9	0	0	1	1
Soriano	.302	63	19	2	0	13	15
Valdes	.294	17	5	0	0	1	7
Wade	.246	65	16	4	0	2	11
Whelan	.000	5	0	0	0	4	1
TOTALS	**.259**	**2592**	**672**	**74**	**28**	**247**	**592**

Yankees at Home

BATTER	AVG	G	AB	R	H	2B	3B	HR	RBI	SH	SF	HP	BB	SO	SB	CS	GDP	E
Cano	.293	79	300	52	88	18	3	16	62	0	4	7	22	45	5	0	9	7
Cervelli	.323	24	65	11	21	3	0	2	12	1	0	1	7	15	1	1	2	4
Chavez	.222	29	72	7	16	2	0	0	9	0	0	0	9	12	0	0	1	0
Dickerson	.233	33	30	6	7	2	0	0	4	0	1	0	1	7	2	0	1	2
Gardner	.255	80	243	47	62	10	3	4	21	5	0	4	36	47	28	8	3	3
Golson	.125	6	8	1	1	0	0	0	0	0	0	0	1	2	1	0	0	0
Granderson	.262	76	279	66	73	15	3	21	62	3	5	7	38	86	12	5	6	0
Jeter	.311	66	264	46	82	10	2	4	37	1	4	4	25	39	9	1	5	8
Jones	.294	40	102	17	30	6	0	7	18	0	0	0	10	37	0	0	1	0
Laird	.188	10	16	2	3	0	0	0	1	1	0	0	3	4	0	0	1	1
Martin	.260	61	200	32	52	11	0	8	34	0	0	3	23	39	4	1	9	6
Molina	.167	3	6	0	1	1	0	0	0	0	0	0	0	0	0	0	0	0
Montero	.500	9	30	6	15	3	0	3	11	0	0	0	6	7	0	0	1	0
Nunez	.265	55	147	26	39	5	1	2	12	2	0	0	13	14	13	1	2	10
Pena	.190	12	21	5	4	0	0	1	3	2	0	0	2	4	0	0	1	0
Posada	.293	59	184	21	54	7	0	11	31	0	1	0	22	33	0	1	8	0
Rodriguez	.278	54	198	34	55	15	0	9	35	0	2	3	28	46	3	0	8	3
Romine	.200	4	10	1	2	0	0	0	0	0	0	0	1	4	0	0	0	0
Swisher	.273	75	260	43	71	16	0	12	44	0	5	5	43	60	1	1	10	1
Teixeira	.245	77	278	48	68	8	0	22	63	0	4	6	42	49	1	0	7	1
TOTALS	**.274**	**81**	**2713**	**471**	**744**	**132**	**12**	**122**	**459**	**15**	**26**	**40**	**332**	**550**	**80**	**19**	**75**	**49**

PITCHER	ERA	W	L	G	GS	CG	SHO	SV	IP	AB	H	R	ER	HR	HB	BB	SO	WP	AVG
Ayala	1.53	2	0	25	0	0	0	0	29.1	103	27	5	5	2	1	7	24	0	.262
Betances	27.00	0	0	1	0	0	0	0	0.2	1	0	2	2	0	1	4	0	0	.000
Brackman	0.00	0	0	1	0	0	0	0	1.1	6	1	0	0	0	0	1	0	0	.167
Burnett	4.41	7	6	18	18	0	0	0	114.1	431	104	57	56	19	4	45	104	12	.241
Carlyle	7.20	0	1	5	0	0	0	0	5.0	19	5	4	4	1	0	6	7	2	.263
Chamberlain	2.93	1	0	15	0	0	0	0	15.1	53	11	6	5	2	1	2	12	0	.208
Colon	4.68	4	5	13	11	0	0	0	73.0	288	80	41	38	11	3	22	59	0	.278
Garcia	3.98	8	4	13	13	0	0	0	72.1	288	81	33	32	9	3	21	43	1	.281
Garrison	0.00	0	0	1	0	0	0	0	0.2	2	0	0	0	0	0	0	0	0	.000
Gordon	3.38	0	0	1	1	0	0	0	5.1	21	7	2	2	0	2	3	3	0	.333
Hughes	7.83	1	2	7	7	0	0	0	33.1	141	46	29	29	6	2	9	25	2	.326
Kontos	0.00	0	0	3	0	0	0	0	3.0	11	2	0	0	0	0	0	3	0	.182
Laffey	1.69	1	0	5	0	0	0	0	5.1	21	7	1	1	0	1	1	3	0	.333
TOTAL	4.10	1	1	23	0	0	0	0	26.1	112	36	13	12	4	2	7	17	0	.321
Logan	1.25	3	1	31	0	0	0	0	21.2	85	19	7	3	1	1	8	25	0	.224
Marquez	3.00	0	0	2	0	0	0	0	3.0	12	3	1	1	0	0	0	1	0	.250
Noesi	2.59	1	1	14	1	0	0	0	31.1	118	29	10	9	3	0	8	25	1	.246
Nova	4.11	8	2	14	14	0	0	0	85.1	328	87	43	39	10	4	33	46	3	.265
Pendleton	3.12	0	0	6	0	0	0	0	8.2	31	5	3	3	2	0	5	6	0	.161
TOTAL	6.94	0	0	8	0	0	0	0	11.2	46	12	9	9	5	0	6	9	0	.261
Proctor	17.18	0	1	3	0	0	0	0	3.2	20	9	9	7	4	0	4	3	0	.450
TOTAL	6.11	1	3	16	0	0	0	0	17.2	68	19	14	12	6	0	15	13	0	.279
Rivera	1.36	1	1	33	0	0	0	23	33.0	116	20	5	5	2	1	2	27	0	.172
Robertson	2.05	2	0	34	0	0	0	1	30.2	112	22	8	7	0	0	17	48	3	.196
Sabathia	3.07	8	3	16	16	2	1	0	117.1	436	102	44	40	10	2	23	120	1	.234
Sanit	11.81	0	0	2	0	0	0	0	5.1	24	8	7	7	0	2	2	4	1	.333
Soriano	5.48	2	2	22	0	0	0	1	21.1	82	22	13	13	3	1	10	15	0	.268
Valdes	3.86	0	0	3	0	0	0	0	2.1	11	4	1	1	0	0	1	3	0	.364
TOTAL	3.38	0	1	6	0	0	0	0	5.1	23	7	2	2	0	1	3	8	0	.304
Wade	2.29	3	0	18	0	0	0	0	19.2	76	18	6	5	2	0	3	19	1	.237
Whelan	5.40	0	0	2	0	0	0	0	1.2	5	0	1	1	0	0	5	1	0	.000
TOTALS	**3.81**	**52**	**29**	**81**	**81**	**2**	**4**	**25**	**744.0**	**2841**	**719**	**338**	**315**	**87**	**29**	**242**	**626**	**27**	**.253**

Yankees on the Road

BATTER	AVG	G	AB	R	H	2B	3B	HR	RBI	SH	SF	HP	BB	SO	SB	CS	GDP	E
Cano	.310	80	323	52	100	28	4	12	56	0	4	5	16	51	3	2	9	3
Cervelli	.203	19	59	6	12	1	0	2	10	0	1	1	2	14	3	0	2	2
Chavez	.295	29	88	9	26	5	1	2	17	0	1	0	5	22	0	0	3	0
Dickerson	.300	27	20	3	6	0	0	1	3	1	0	1	1	10	2	0	0	0
Gardner	.262	79	267	40	70	9	5	3	15	3	2	4	24	46	21	5	2	2
Golson	.333	3	3	0	1	0	0	0	0	0	0	0	0	0	0	0	0	0
Granderson	.263	80	304	70	80	11	7	20	57	1	2	5	47	83	13	5	6	3
Jeter	.284	65	282	38	80	14	2	2	24	3	1	2	21	42	7	5	5	4
Jones	.193	37	88	10	17	2	0	6	15	0	0	3	19	25	0	0	2	1
Laird	.200	1	5	1	1	0	0	0	0	0	0	0	0	0	0	0	0	0
Martin	.217	64	217	25	47	6	0	10	31	1	3	2	27	42	4	1	10	5
Montero	.161	9	31	3	5	1	0	1	1	0	0	1	1	10	0	0	1	0
Nunez	.265	57	162	12	43	13	1	3	18	4	1	0	9	23	9	5	4	10
Pena	.000	11	19	0	0	0	0	0	1	0	1	1	0	7	0	0	0	5
Posada	.169	56	160	13	27	7	0	3	13	0	1	2	17	43	0	1	9	1
Rodriguez	.274	45	175	33	48	6	0	7	27	0	1	2	19	34	1	1	5	3
Romine	.111	5	9	1	1	0	0	0	0	0	0	0	0	1	0	0	0	1
Swisher	.248	75	266	38	66	14	0	11	41	1	3	0	52	65	1	1	8	0
Teixeira	.251	79	311	42	78	18	1	17	48	0	4	5	34	61	3	1	5	3
TOTALS	**.252**	**81**	**2805**	**396**	**708**	**135**	**21**	**100**	**377**	**21**	**25**	**34**	**295**	**588**	**67**	**27**	**71**	**53**

PITCHER	ERA	W	L	G	GS	CG	SHO	SV	IP	AB	H	R	ER	HR	HB	BB	SO	WP	AVG
Ayala	2.70	0	2	27	0	0	0	0	26.2	96	24	12	8	3	5	13	15	2	.250
Betances	0.00	0	0	1	1	0	0	0	2.0	7	1	0	0	0	0	2	2	0	.143
Brackman	0.00	0	0	2	0	0	0	0	1.0	4	0	0	0	0	0	2	0	0	.000
Burnett	6.28	4	5	15	14	0	0	0	76.0	300	86	58	53	12	5	38	69	13	.287
Carlyle	0.00	0	0	3	0	0	0	0	2.2	8	0	0	0	0	0	1	2	0	.000
Chamberlain	2.70	1	0	12	0	0	0	0	13.1	48	12	4	4	1	0	5	12	1	.250
Colon	3.45	4	5	16	15	1	1	0	91.1	355	92	44	35	10	0	18	76	0	.259
Garcia	3.27	4	4	13	12	0	0	0	74.1	279	71	30	27	7	0	24	53	3	.254
Gordon	7.20	0	1	1	1	0	0	0	5.0	19	5	4	4	3	0	0	1	0	.263
Hughes	4.14	4	3	10	7	1	1	0	41.1	156	38	19	19	3	2	18	22	1	.244
Kontos	6.00	0	0	4	0	0	0	0	3.0	10	2	2	2	1	0	3	3	0	.200
Laffey	5.06	1	1	6	0	0	0	0	5.1	21	6	3	3	0	1	4	3	0	.286
TOTAL	3.67	2	1	24	0	0	0	0	27.0	107	31	11	11	3	1	14	13	2	.290
Logan	5.85	2	2	33	0	0	0	0	20.0	80	24	13	13	3	3	5	21	1	.300
Marquez	0.00	0	0	1	0	0	0	0	1.0	6	2	0	0	0	0	0	1	0	.333
Mitre	11.81	0	0	4	0	0	0	0	5.1	24	9	9	7	0	1	4	2	1	.375
TOTAL	5.63	0	0	16	0	0	0	0	24.0	96	27	19	15	2	2	10	10	1	.281
Noesi	6.84	1	1	16	1	0	0	0	25.0	102	34	19	19	3	2	14	20	3	.333
Nova	3.26	8	2	14	13	0	0	0	80.0	305	76	31	29	3	2	24	52	8	.249
Pendleton	3.38	0	0	5	0	0	0	0	5.1	19	5	2	2	0	0	5	2	0	.263
TOTAL	6.00	0	0	6	0	0	0	0	6.0	22	6	4	4	0	2	5	4	0	.273
Proctor	4.91	0	2	5	0	0	0	0	7.1	29	10	4	4	2	0	8	8	2	.345
TOTAL	7.94	1	3	23	0	0	0	0	22.2	92	31	20	20	5	1	16	16	4	.337
Rivera	2.54	0	1	31	0	0	0	21	28.1	103	27	8	8	1	1	6	33	1	.262
Robertson	0.25	2	0	36	0	0	0	0	36.0	123	18	1	1	1	1	18	52	3	.146
Sabathia	2.93	11	5	17	17	1	0	0	120.0	466	128	43	39	7	5	38	110	1	.275
Sanit	16.20	0	0	2	0	0	0	0	1.2	10	4	3	3	0	1	1	0	0	.400
Soriano	2.50	0	1	20	0	0	0	1	18.0	62	11	5	5	1	0	8	21	0	.177
Valdes	2.08	0	0	3	0	0	0	0	4.1	15	4	1	1	1	0	1	5	0	.267
TOTAL	2.70	0	0	7	0	0	0	0	6.2	25	7	2	2	1	0	3	7	0	.280
Wade	1.80	3	1	22	0	0	0	0	20.0	73	15	4	4	3	0	5	11	0	.205
TOTALS	**3.65**	**45**	**36**	**81**	**81**	**3**	**4**	**22**	**714.1**	**2720**	**704**	**319**	**290**	**65**	**29**	**265**	**596**	**40**	**.259**

Yankees with Runners in Scoring Position

PLAYER	OUTS	AVG	AB	H	2B	3B	HR	TOT RBI	SP RBI	MISP	MOB	BB	IBB	SO	SH	SF	GIDP
Cano	<2	.349	86	30	13	1	5	60	47	125	184	6	3	14	0	8	6
Cano	2	.277	65	18	7	1	3	31	22	84	125	10	8	12	0	0	0
Cano		.318	151	48	20	2	8	91	69	209	309	16	11	26	0	8	6
Cervelli	<2	.276	29	8	1	0	1	12	10	41	57	2	0	7	0	1	0
Cervelli	2	.357	14	5	0	0	0	6	6	18	24	1	0	5	0	0	0
Cervelli		.302	43	13	1	0	1	18	16	59	81	3	0	12	0	1	0
Chavez	<2	.478	23	11	2	0	0	14	14	32	46	3	2	4	0	1	0
Chavez	2	.333	18	6	0	0	1	8	7	21	31	2	1	5	0	0	0
Chavez		.415	41	17	2	0	1	22	21	53	77	5	3	9	0	1	0
Dickerson	<2	.222	9	2	0	0	1	4	3	12	16	0	0	2	0	1	0
Dickerson	2	.286	7	2	0	0	0	3	3	9	12	0	0	4	0	0	0
Dickerson		.250	16	4	0	0	1	7	6	21	28	0	0	6	0	1	0
Gardner	<2	.373	67	25	2	1	0	18	17	95	134	9	0	12	1	2	2
Gardner	2	.173	52	9	3	0	0	8	8	75	101	7	1	11	0	0	0
Gardner		.286	119	34	5	1	0	26	25	170	235	16	1	23	1	2	2
Golson	<2	.000	0	0	0	0	0	0	0	0	0	0	0	0	0	0	0
Golson	2	.000	1	0	0	0	0	0	0	1	2	0	0	0	0	0	0
Golson		.000	1	0	0	0	0	0	0	1	2	0	0	0	0	0	0
Granderson	<2	.270	89	24	5	4	6	48	36	127	173	11	0	28	3	7	4
Granderson	2	.208	72	15	2	1	3	24	18	93	127	6	0	24	0	0	0
Granderson		.242	161	39	7	5	9	72	54	220	300	17	0	52	3	7	4
Jeter	<2	.261	69	18	0	2	2	35	30	107	146	10	0	9	2	5	7
Jeter	2	.258	66	17	2	1	0	20	19	86	107	3	0	9	0	0	0
Jeter		.259	135	35	2	3	2	55	49	193	253	13	0	18	2	5	7
Jones	<2	.273	22	6	2	0	1	7	5	27	42	2	0	5	0	0	1
Jones	2	.429	21	9	2	0	0	11	10	32	43	7	0	5	0	0	0
Jones		.349	43	15	4	0	1	18	15	59	85	9	0	10	0	0	1
Laird	<2	.667	3	2	0	0	0	1	1	3	5	0	0	1	0	0	0
Laird	2	.000	5	0	0	0	0	0	0	7	9	0	0	3	0	0	0
Laird		.250	8	2	0	0	0	1	1	10	14	0	0	4	0	0	0
Martin	<2	.281	57	16	2	0	4	33	25	81	115	6	1	10	0	3	3
Martin	2	.208	48	10	0	0	2	14	11	68	96	4	0	8	0	0	0
Martin		.248	105	26	2	0	6	47	36	149	211	10	1	18	0	3	3
Molina	<2	.000	0	0	0	0	0	0	0	0	0	0	0	0	0	0	0
Molina	2	.000	1	0	0	0	0	0	0	1	1	0	0	0	0	0	0
Molina		.000	1	0	0	0	0	0	0	1	1	0	0	0	0	0	0
Montero	<2	.333	9	3	1	0	0	5	4	14	17	0	0	3	0	0	1
Montero	2	.167	6	1	1	0	0	2	1	10	15	3	2	3	0	0	0
Montero		.267	15	4	2	0	0	7	5	24	32	3	2	6	0	0	1
Nunez	<2	.319	47	15	0	0	0	12	12	63	91	3	0	5	2	1	2
Nunez	2	.333	27	9	2	1	0	11	10	40	56	6	2	5	0	0	0
Nunez		.324	74	24	2	1	0	23	22	103	147	9	2	10	2	1	2
Pena	<2	.167	6	1	0	0	0	3	3	10	14	0	0	1	0	1	0
Pena	2	.000	2	0	0	0	0	0	0	2	4	0	0	1	0	0	0
Pena		.125	8	1	0	0	0	3	3	12	18	0	0	2	0	1	0
Posada	<2	.178	45	8	1	0	1	16	14	64	99	7	1	13	0	2	7
Posada	2	.200	35	7	3	0	0	8	8	54	83	8	3	10	0	0	0
Posada		.188	80	15	4	0	1	24	22	118	182	15	4	23	0	2	7
Rodriguez	<2	.373	59	22	9	0	2	32	26	84	123	6	1	9	0	3	3
Rodriguez	2	.194	36	7	2	0	1	12	9	50	71	6	0	8	0	0	0
Rodriguez		.305	95	29	11	0	3	44	35	134	194	12	1	17	0	3	3
Romine	<2	.250	4	1	0	0	0	0	0	5	7	1	0	0	0	0	0
Romine	2	.000	2	0	0	0	0	0	0	3	5	0	0	2	0	0	0
Romine		.167	6	1	0	0	0	0	0	8	12	1	0	2	0	0	0
Swisher	<2	.371	70	26	5	0	4	44	37	121	159	23	2	15	1	8	6
Swisher	2	.118	68	8	3	0	2	15	9	109	145	20	4	17	0	0	0
Swisher		.246	138	34	8	0	6	59	46	230	304	43	6	32	1	8	6
Teixeira	<2	.286	84	24	6	0	8	49	33	126	172	17	2	13	0	8	4
Teixeira	2	.241	54	13	2	1	2	20	15	78	112	13	1	12	0	0	0
Teixeira		.268	138	37	8	1	10	69	48	204	284	30	3	25	0	8	4
YANKEES	**<2**	**.310**	**780**	**242**	**49**	**8**	**35**	**393**	**317**	**1141**	**1605**	**106**	**12**	**153**	**11**	**51**	**46**
YANKEES	**2**	**.226**	**603**	**136**	**29**	**5**	**14**	**193**	**156**	**844**	**1174**	**96**	**22**	**146**	**0**	**0**	**0**
YANKEES		**.273**	**1383**	**378**	**78**	**13**	**49**	**586**	**473**	**1985**	**2779**	**202**	**34**	**299**	**11**	**51**	**46**

Yankees with Bases Loaded

PLAYER	OUTS	AVG	AB	H	2B	3B	HR	TOT RBI	SP RBI	MISP	MOB	BB	IBB	SO	SH	SF	GIDP
Cano	<2	.417	12	5	1	0	2	17	12	30	45	0	0	3	0	3	1
Cano	2	.500	6	3	1	1	1	10	7	14	21	1	0	0	0	0	0
Cano		.444	18	8	2	1	3	27	19	44	66	1	0	3	0	3	1
Cervelli	<2	.500	6	3	1	0	1	8	6	12	18	0	0	1	0	0	0
Cervelli	2	.000	1	0	0	0	0	0	0	2	3	0	0	0	0	0	0
Cervelli		.429	7	3	1	0	1	8	6	14	21	0	0	1	0	0	0
Chavez	<2	.500	2	1	0	0	0	1	1	4	6	0	0	0	0	0	0
Chavez	2	1.000	1	1	0	0	0	2	2	2	3	0	0	0	0	0	0
Chavez		.667	3	2	0	0	0	3	3	6	9	0	0	0	0	0	0
Dickerson	<2	.000	1	0	0	0	0	0	0	2	3	0	0	1	0	0	0
Dickerson	2	.000	0	0	0	0	0	0	0	0	0	0	0	0	0	0	0
Dickerson		.000	1	0	0	0	0	0	0	2	3	0	0	1	0	0	0
Gardner	<2	.455	11	5	0	1	0	7	6	22	33	0	0	3	0	0	0
Gardner	2	.222	9	2	1	0	0	3	3	18	27	0	0	0	0	0	0
Gardner		.350	20	7	1	1	0	10	9	40	60	0	0	3	0	0	0
Granderson	<2	.200	5	1	1	0	0	4	3	12	18	1	0	1	0	0	1
Granderson	2	.500	8	4	0	0	1	9	7	16	24	0	0	1	0	0	0
Granderson		.385	13	5	1	0	1	13	10	28	42	1	0	2	0	0	1
Jeter	<2	.364	11	4	0	0	0	12	12	28	42	1	0	3	0	2	1
Jeter	2	.333	6	2	0	0	0	5	5	14	21	1	0	0	0	0	0
Jeter		.353	17	6	0	0	0	17	17	42	63	2	0	3	0	2	1
Jones	<2	.000	2	0	0	0	0	0	0	4	6	0	0	1	0	0	0
Jones	2	1.000	1	1	1	0	0	3	2	2	3	0	0	0	0	0	0
Jones		.333	3	1	1	0	0	3	2	6	9	0	0	1	0	0	0
Laird	<2	.000	0	0	0	0	0	0	0	0	0	0	0	0	0	0	0
Laird	2	.000	1	0	0	0	0	0	0	2	3	0	0	1	0	0	0
Laird	0	1.000	0	0	0	0	0	0	2	3	0	0	1	0	0	0	
Martin	<2	.600	5	3	0	0	0	4	4	10	15	0	0	0	0	0	1
Martin	2	.222	9	2	0	0	1	7	5	20	30	1	0	0	0	0	0
Martin		.357	14	5	0	0	1	11	9	30	45	1	0	0	0	0	1
Montero	<2	.500	2	1	0	0	0	1	1	4	6	0	0	0	0	0	1
Montero	2	.000	1	0	0	0	0	0	0	2	3	0	0	1	0	0	0
Montero		.333	3	1	0	0	0	1	1	6	9	0	0	1	0	0	1
Nunez	<2	.143	7	1	0	0	0	4	4	14	21	0	0	1	0	0	1
Nunez	2	.500	2	1	0	0	0	2	2	4	6	0	0	0	0	0	0
Nunez		.222	9	2	0	0	0	6	6	18	27	0	0	1	0	0	1
Pena	<2	.000	2	0	0	0	0	1	1	4	6	0	0	0	0	0	0
Pena	2	.000	0	0	0	0	0	0	0	0	0	0	0	0	0	0	0
Pena		.000	2	0	0	0	0	1	1	4	6	0	0	0	0	0	0
Posada	<2	.333	6	2	0	0	1	7	5	14	21	1	0	4	0	0	0
Posada	2	.333	6	2	1	0	0	4	4	12	18	0	0	2	0	0	0
Posada		.333	12	4	1	0	1	11	9	26	39	1	0	6	0	0	0
Rodriguez	<2	.500	4	2	0	0	0	3	3	8	12	0	0	0	0	0	1
Rodriguez	2	.333	6	2	0	0	1	6	4	12	18	0	0	0	0	0	0
Rodriguez		.400	10	4	0	0	1	9	7	20	30	0	0	0	0	0	1
Romine	<2	.000	0	0	0	0	0	0	0	0	0	0	0	0	0	0	0
Romine	2	.000	1	0	0	0	0	0	0	2	3	0	0	1	0	0	0
Romine		.000	1	0	0	0	0	0	0	2	3	0	0	1	0	0	0
Swisher	<2	.600	5	3	0	0	0	6	6	14	21	1	0	0	0	1	2
Swisher	2	.077	13	1	1	0	0	3	2	26	39	0	0	3	0	0	0
Swisher		.222	18	4	1	0	0	9	8	40	60	1	0	3	0	1	2
Teixeira	<2	.286	7	2	1	0	1	8	5	16	24	0	0	1	0	1	1
Teixeira	2	.250	4	1	0	0	1	5	3	10	15	1	0	0	0	0	0
Teixeira		.273	11	3	1	0	2	13	8	26	39	1	0	1	0	1	1
YANKEES	**<2**	**.375**	**88**	**33**	**4**	**1**	**5**	**83**	**69**	**198**	**297**	**4**	**0**	**19**	**0**	**7**	**10**
YANKEES	**2**	**.293**	**75**	**22**	**5**	**1**	**5**	**59**	**46**	**158**	**237**	**4**	**0**	**9**	**0**	**0**	**0**
YANKEES		**.337**	**163**	**55**	**9**	**2**	**10**	**142**	**115**	**356**	**534**	**8**	**0**	**28**	**0**	**7**	**10**

Yankees Pitchers as Batters (career)

PITCHER	AVG	AB	R	H	HR	RBI	In 2010	Last Hit
Ayala	.286	14	0	4	0	0	---	8/3/05 vs. LAD (w/WAS)
Burnett	.130	269	12	35	3	9	0-for-2	6/20/09 at FLA
In postseason	*.000*	*1*	*0*	*0*	*0*	*0*		---
Colon	.116	86	1	86	0	5	0-for-1	6/10/05 at NYM (w/LAA)
Garcia	.176	68	1	12	0	4	0-for-5	5/28/07 vs. ARI (W/PHI)
In postseason	*.000*	*2*	*0*	*0*	*0*	*0*		---
Hughes	.000	1	0	0	0	0	---	---
Logan	---	-	-	-	-	-	---	---
Noesi	---	-	-	-	-	-	---	---
Nova	.000	4	0	0	0	0	0-for-4	---
Rivera	.000	3	0	0	0	1	---	---
In postseason	*.000*	*3*	*0*	*0*	*0*	*0*		---
Robertson	---	-	-	-	-	--	---	---
Sabathia	.250	100	7	25	3	14	0-for-3	5/23/10 at NYM
In postseason	*.000*	*5*	*0*	*0*	*0*	*0*		---
Soriano	.000	4	0	0	0	0	---	---
Wade	.000	2	0	0	0	0	---	---

HOME RUNS BY YANKEE PITCHERS

No Yankee pitcher has ever homered in a postseason game…the first home run hit by a Yankees pitcher was by Clark Griffith on July 14, 1903…the last was hit by Lindy McDaniel on September 28, 1972 off Mickey Lolich at Detroit.

Yankees Lineups

2011 STARTS BY POSITION

PLAYER	C	1B	2B	3B	SS	LF	CF	RF	DH
Cano	--	--	150	--	--	--	--	--	7
Cervelli	35	--	--	--	--	--	--	--	--
Chavez	--	2	--	33	--	--	--	--	5
Dickerson	--	--	--	--	--	4	--	6	--
Gardner	--	--	--	--	--	124	10	--	--
Golson	--	--	--	--	--	--	2	--	--
Granderson	--	--	--	--	--	--	150	--	1
Jeter	--	--	--	--	121	--	--	--	10
Jones	--	--	--	--	--	34	--	14	10
Laird	--	2	--	4	--	--	--	--	--
Martin	118	--	--	--	--	--	--	--	--
Molina	2	--	--	--	--	--	--	--	--
Montero	3	--	--	--	--	--	--	--	14
Nunez	--	--	9	33	39	--	--	2	--
Pena	--	--	3	5	2	--	--	--	--
Posada	--	11	--	--	--	--	--	--	82
Rodriguez	--	--	--	87	--	--	--	--	10
Romine	4	--	--	--	--	--	--	--	--
Swisher	--	3	--	--	--	--	--	140	5
Teixeira	--	144	--	--	--	--	--	--	9

2011 STARTS BY BATTING ORDER

PLAYER	1	2	3	4	5	6	7	8	9
Cano	--	--	7	43	107	--	--	--	--
Cervelli	--	--	--	--	--	--	--	5	30
Chavez	--	--	--	--	1	14	21	4	--
Dickerson	--	--	--	--	--	--	1	6	3
Gardner	57	--	--	--	--	--	7	22	48
Golson	--	--	--	--	--	--	--	1	1
Granderson	1	112	22	--	2	--	2	8	4
Jeter	96	35	--	--	--	--	--	--	--
Jones	--	--	--	--	4	23	23	7	1
Laird	--	--	--	--	--	--	1	2	3
Martin	--	1	--	--	1	26	31	40	19
Molina	--	--	--	--	--	--	--	--	2
Montero	--	--	--	--	4	3	5	4	1
Nunez	3	3	--	--	--	1	5	41	30
Pena	--	--	--	--	--	--	1	2	7
Posada	--	--	--	1	4	17	56	15	--
Rodriguez	--	--	2	94	1	--	--	--	--
Romine	--	--	--	--	--	--	--	--	4
Swisher	5	11	2	1	37	78	9	5	--
Teixeira	--	--	129	23	1	--	--	--	--

2011 Season Summary

MARCH/APRIL 2011
YANKEES 15-9 • HOME 11-6 • ROAD 4-3
(thru games of 4/30)

NEW YORK	**15**	**9**	**.625**	**-**
Tampa Bay	15	12	.556	1.5
Toronto	13	14	.481	3.5
Baltimore	12	13	.480	3.5
Boston	11	15	.423	5.0

Thursday, March 31
vs. Detroit, Won, 6-3 **1-0, T1st, +1.0**
WP: Chamberlain (1-0) **LP:** Coke (0-1) **SV:** Rivera (1)
The Yankees won their season opener over the Detroit Tigers, 6-3, at Yankee Stadium…game time temperature was 42 degrees…**LHP CC Sabathia** made his eighth career Opening Day start and third with the Yankees (2009-11), allowing 3R/2ER in 6.0IP (2BB, 7K) in a no-decision…**1B Mark Teixeira** (1-for-3) hit a three-run home run in the third inning in his first official AB of the season (BB in first PA)…was his third career Opening Day HR…**CF Curtis Granderson** (1-for-3) hit a solo home run to lead off the seventh, breaking a 3-3 tie…marked his third straight Opening Day with a home run (2009 w/DET and 2010-11 w/NYY)…**C Russell Martin** (1-for-3) made his Yankees debut with 2R, 1 single and a steal of third base in the third inning…**RHP Joba Chamberlain** earned the win, tossing a perfect seventh inning (1.0IP, 1K)…**RHP Rafael Soriano** made his Yankees debut, tossing a perfect eighth (1.0IP, 1K)…**RHP Mariano Rivera** tossed a perfect ninth (1.0IP, 1K), recording his third career Opening Day save.

Friday, April 1
OFF DAY **1-0, T1st, +0.5**

Saturday, April 2
vs. Detroit, Won, 10-6 **2-0, T1st, +2.0**
WP: Burnett (1-0) **LP:** Penny (0-1) **SV:** Rivera (2)
The Yankees defeated Detroit, 10-6, to improve to 2-0 in 2011…won their first two games of the year for the first time since 2005…**RHP A.J. Burnett** allowed 3ER in 5.0IP in recording the win (5H, 1BB, 6K, 1WP, 1HR)…**1B Mark Teixeira** (1-for-4) hit a three-run, second-inning homer, the first time he homered in each of his club's first two *team games* of the season…marked the *first time a Yankee homered in the first two games of a season since* Hideki Matsui in 2005 (4/3 and 4/5 vs. Boston)…**C Russell Martin** (1-for-4) hit his first home run as a Yankee – a two-out, three-run HR in the fifth inning…**3B Alex Rodriguez** (2-for-3) had 2RBI with a first-inning RBI double and a sixth-inning solo HR…**SS Derek Jeter** (2-for-4) tied Al Simmons (2,928) for 35th place on Baseball's all-time hits list with a fifth-inning single…**RHP Mariano Rivera** recorded the save for the second straight game, retiring his only batter faced (0.1IP)…saved the Yankees' first two games of the year for the first time since 2000.

Sunday, April 3
vs. Detroit, Lost, 7-10 **2-1, T2nd, -1.0**
WP: Scherzer (1-0) **LP:** Hughes (0-1) **SV:** Valverde (1)
The Yankees lost their first game of 2011, falling, 10-7, to Detroit…the clubs combined for seven home runs (NYY-4HR, DET-3HR)…**RHP Phil Hughes** started and allowed 5ER in 4.0IP (5H, 2BB, 1K, 2HR) for the loss…**1B Mark Teixeira** (1-for-4) hit a third-inning solo HR, becoming just the second Yankee to homer in each of the club's first three games of a season according to the *Elias Sports Bureau* (also Dave Winfield in 1983 in three games at Seattle's Kingdome)…**DH Jorge Posada** (2-for-5) recorded his 17th career multi-home run game, and first since 9/1/09 at Baltimore…marked his first multi-homer game at home since 9/4/07 vs. Seattle at the original Yankee Stadium…was his first multi-HR game as a DH…**RF Nick Swisher** (3-for-3) reached base in all five of his plate appearances (1 double, 2 singles, 2BB) and scored 2R.

Monday, April 4
vs. Minnesota, Won, 4-3 **3-1, T2nd, -1.0**
WP: Nova (1-0) **LP:** Baker (0-1) **SV:** Rivera (3)
The Yankees held on for a 4-3 win after taking a 4-0 lead after two innings…**RHP Ivan Nova** made his first start of the season and allowed 3ER in 6.0IP (6H, 1BB, 3K, 1WP), holding the Twins hitless through two outs in the fourth…**3B Alex Rodriguez** (1-for-4) hit a two-run, first-inning homer, the 615th HR of his career…with 2RBI, surpassed Dave Winfield (1,834) and tied Rafael Palmeiro (1,835) for 14th place on Baseball's all-time list…**DH Jorge Posada** (1-for-3) hit a two-run, second-inning HR…**RHP Joba Chamberlain** tossed a perfect seventh (1.0IP)…**RHP Rafael Soriano** tossed a scoreless eighth (1.0IP, 1H, 1K)…**RHP Mariano Rivera** saved his third game of the season with a scoreless ninth (1.0IP, 1H, 1K).

Tuesday, April 5
vs. Minnesota, Lost, 4-5 (10) **3-2, 3rd, -1.5**
WP: Capps (1-0) **LP:** Logan (0-1) **SV:** Nathan (2)
The Yankees dropped their first extra-inning game of the season, falling, 5-4, to Minnesota in 10 innings…**LHP CC Sabathia** recorded his second no-decision in two starts, despite tossing 7.0 scoreless IP and leaving with a 4-0 lead (2H, 1BB, 6K)…retired his last 17 batters faced…**1B Mark Teixeira** (1-for-4) hit his fifth home run of the season, a three-run HR in the first inning as the third batter of the game…**LF Andruw Jones** (1-for-3) homered in his first plate appearance as a Yankee in the second inning, becoming the 13th Yankee in the Expansion Era (since 1961) to accomplish the feat…**SS Derek Jeter** (1-for-4) recorded his 2,929th career hit (second-inning single), surpassing Al Simmons (2,928) for sole possession of 35th place on Baseball's all-time list…**RHP Rafael Soriano** relieved Sabathia to start the eighth and allowed 4ER in 0.2IP (1H, 4ER, 3BB, 1K), matching his most runs allowed in a game as a reliever (third time)…**LHP Boone Logan** took the loss, allowing 1ER without recording an out in the 10th (2H, 1BB).

Wednesday, April **6 3-2, 3rd, -1.0**
vs. Minnesota, Ppd. Rain (rescheduled for Sept. 19)

Thursday, April 7
vs. Minnesota, Won, 4-3 **4-2, T2nd, -1.0**
WP: Burnett (2-0) **LP:** Liriano (0-2) **SV:** Rivera (4)
The Yankees defeated Minnesota, 4-3…was the first game of 2011 that Yankees did not hit a home run…**RHP A.J. Burnett** started and earned the win, limiting the Twins to 2ER in 6.0IP (5H, 2ER, 2BB, 5K, 1WP)…marked his third consecutive year beginning the season with a 2-0 record…**SS Derek Jeter** (2-for-3) reached base safely three times (single, double, BB)…tied and surpassed Jake Beckley and Rogers Hornsby (2,930) for sole possession of 33rd place on Baseball's all-time hits list…**RHP Mariano Rivera** (1.0IP) recorded his fourth save of the season in as many chances…marked the second time in his career he saved each of the Yankees' first four wins in a season (also 2000)…was his 983rd career appearance, surpassing Todd Jones (982) for sole possession of 16th place on Baseball's all-time list.

Friday, April 8
at Boston, Lost, 6-9 **4-3, T2nd, -1.0**
WP: Lackey (1-1) **LP:** Colon (0-1) **SV:** Papelbon (1)
The Yankees played their first road game of the season, falling, 9-6, in Boston's home opener…according to the *Elias Sports Bureau*, was the Yankees' seventh consecutive loss in Red Sox home openers (1970, '71, '73, '85, 2005, '10, '11)…the Yankees scored in each of the first five innings of the game…**RHP Phil Hughes** started and allowed 6ER in 2.0IP (7H, 2BB, 1HR), marking his shortest start since 5/9/09 at Baltimore (1.2IP, 8ER)…**LF Brett Gardner** (2-for-3) reached base four times (2BB, double, triple), scored twice and stole his third base of the season…**3B Alex Rodriguez** (1-for-2) scored 3R and hit his 616th career HR (solo, fifth-inning off Lackey)…marked his 1,836th career RBI, passing Rafael Palmeiro (1,835) and tying Ken Griffey, Jr. (1,836) for 13th place on Baseball's all-time list…**RF Nick Swisher** (0-for-4) recorded his 500th career RBI with a third-inning ground out.

Saturday, April 9
at Boston, Won, 9-4 **5-3, T2nd, -1.0**
WP: Robertson (1-0) **LP:** Buchholz (0-2) **SV:** None
The Yankees evened their series at Boston at one game apiece with a 9-4 win at Fenway Park…collected 13 hits and hit four home runs, which came in four consecutive innings (fourth-seventh), marking the first time the Yankees had homered in four straight innings in the same game since 8/28/04 at Toronto (sixth-ninth)…**RHP Ivan Nova** started and did not figure in the decision, allowing 4ER in 4.1IP (7H, 3BB, 3K, 1HP)…**C Russell Martin** (2-for-4) recorded his second career multi-HR game, hitting a three-run HR in the fourth and a solo HR in the seventh…**DH Eric Chavez** (3-for-5) made his first start as a Yankee and recorded his first hit and RBI with the club with a second-inning double…**2B Robinson Cano** (3-for-5) fell a triple short of the cycle…**RHP David Robertson** earned the win on his 26th birthday, tossing 1.2 perfect IP (1K) in relief of Nova.

Sunday, April 10
at Boston, Lost, 0-4 **5-4, T2nd, -1.0**
WP: Beckett (1-1) **LP:** Sabathia (0-1) **SV:** None
The Yankees were shut out for the first time in 2011, losing, 4-0, at Fenway Park…Yankees batters had a season-low two hits and 12 strikeouts…did not have a batter reach base over the final five innings of the game…**LHP CC Sabathia** started and allowed 1ER in 5.2IP (9H, 4BB, 4K, 1HP) in his first loss of the season…**3B Eric Chavez** (1-for-3) started at third base in place of **Alex Rodriguez**, who was scratched with flu-like symptoms prior to the game…**2B Robinson Cano** (1-for-3) had the Yankees' only other base hit, extending his Fenway Park hitting streak to eight games with a fourth-inning single…**RHP Freddy Garcia** made his Yankees debut, allowing 1ER while pitching the ninth (1.0IP, 1H, 1BB, 1K), his second career relief appearance.

Monday, April 11
OFF DAY **5-4, 2nd, -1.0**

Tuesday, April 12 **5-4, 2nd, -1.0**
vs. Baltimore - Rainout (rescheduled for July 30 – Game 2 of a doubleheader)

Wednesday, April 13
vs. Baltimore, Won, 7-4 **6-4, T1st, --**
WP: Burnett (3-0) **LP:** Tillman (0-1) **SV:** Rivera (5)
The Yankees defeated the Baltimore Orioles, 7-4, at Yankee Stadium…scored three runs in each of the first two innings and led 7-0 after five innings…**RHP A.J. Burnett** improved to 3-0 in 2011, allowing 4ER in 6.1IP (7H, 2BB, 5K, 3WP, 2HR)…allowed just five baserunners through 6.0 scoreless IP before allowing all four of his runs with one out in the seventh…won his first three starts of a season for the first time in his career…**3B Alex Rodriguez** (2-for-3) hit his 617th career HR – a three-run HR in the first…also tied Al Simmons and Ted Williams for 11th place on Baseball's all-time RBI list (1,839)…**SS Derek Jeter** (2-for-4) had two hits, giving him 2,935 for his career and tying Barry Bonds (2,935) for 32nd place on Baseball's all-time list…**DH Jorge Posada** (2-for-4) snapped an 0-for-19 with solo HR in the fifth…his eighth-inning single gave him 1,589 career hits to pass Phil Rizzuto (1,588) for sole possession of 14th place on the Yankees' all-time list…**1B Mark Teixeira** (2-for-3) snapped an 0-for-18 stretch with a first-inning single…**RHP Mariano Rivera** tossed a perfect ninth for the save (1.0IP, 1K).

Thursday, April 14
vs. Baltimore, Won, 6-5 (10) **7-4, 1st, +1.0**
WP: Rivera (1-0) **LP:** Gonzalez (0-1) **SV:** None
The Yankees came back from a 5-0 deficit to defeat the Orioles, 6-5, in 10 innings at Yankee Stadium…was their first "walk-off" win of the season…marked their largest comeback victory since a 7-6 win on 8/11/10 at Texas (trailed 6-1 after 5 inn.), and their largest at home since 5/1/09 vs. Los Angeles-AL (trailed 9-4 after 7, inn. won 10-9 in 10 inn.)…**RHP Phil Hughes** remained winless in three starts, allowing 5ER in 4.1IP in a no-decision (7H, 0BB, 2K, 1HR)…**DH Jorge Posada** (1-for-4) hit a solo homer in the ninth to tie the game at 5-5…**RF Nick Swisher** (0-for-3) drove in the game-winning run with a sacrifice fly for his sixth career "walk-off" RBI, and fourth with the Yankees…**3B Alex Rodriguez** (3-for-3) reached base four times (BB, double, SF, single, double)…with 1RBI, took over sole possession of 11th place on the all-time list (1,840), surpassing Al Simmons and Ted Williams (both 1,839)…**SS Derek Jeter** (1-for-5) recorded his 2,936th career hit, surpassing Barry Bonds (2,935) for sole possession of 32nd place on Baseball's all-time list…**RHP Mariano Rivera** tossed a scoreless 10th (1.0IP, 1H) to record his first win of the year.

Friday, April 15
vs. Texas, Lost, 3-5 **7-5, 1st, +1.0**
WP: Harrison (3-0) **LP:** Nova (1-1) **SV:** Feliz (5)
The Yankees were held to just four hits in losing to Texas, 5-3…the Yankees grounded into six double plays, tying the all-time American League mark (15th time, 12th in a nine-inning game) and setting a franchise record…six different Yankees hit into the GIDPs…**RHP Ivan Nova** became the first Yankees rookie to start three of the club's first 12 games since Bill Piercy in 1921, according to the *Elias Sports Bureau*…allowed 5ER in 4.1IP (4H, 5BB, 3K, 1HP, 1WP) in falling to 1-1 in 2011…**DH Jorge Posada** (0-for-1) walked three times for the first time since 8/22/09 at Boston…**RHP Lance Pendleton** made his Major League debut, tossing 3.0 perfect innings (2K)…struck out his first two batters faced (Andrus swinging and Young looking)…the Yankees bullpen tossed 4.2 hitless IP (2BB, 3K, 2WP).

Saturday, April 16
vs. Texas, Won, 5-2 **8-5, 1st, +1.5**
WP: Garcia (1-0) **LP:** Holland (2-1) **SV:** Rivera (6)
The Yankees improved to 7-3 *at home* with a 5-2 win over Texas at Yankee Stadium…**RHP Freddy Garcia** made his first start as a Yankee and recorded the win, tossing 6.0 scoreless IP (2H, 1BB, 1K)…became the first pitcher since Jorge DePaula on 9/26/03-Game 2 vs. Baltimore (6.1IP, 1H) to toss at least 6.0IP and allow two-or-fewer hits in his first start as a Yankee…**1B Mark Teixeira** (2-for-3) hit a two-run HR in the first inning…**2B Robinson**

Cano (1-for-4) hit a two-run homer in the bottom of the eighth…**C Gustavo Molina** (0-for-3) played in his first game as a Yankee…**3B Alex Rodriguez** (0-for-2) left the game after the sixth with low back and oblique stiffness…**RHP Joba Chamberlain** tossed a scoreless seventh (1.0IP, 1H, 2K)…**RHP Mariano Rivera** tossed a scoreless ninth for his sixth save of the season in as many chances (1.0IP, 1H, 1K).

Sunday, April 17
vs. Texas, Won, 6-5 **9-5, 1st, +2.5**
WP: Soriano (1-0) **LP:** Rhodes (0-1) **SV:** Rivera (7)
The Yankees defeated Texas, 6-5, at Yankee Stadium, finishing their homestand with a 4-1 mark…came back from a 3-1 deficit after four and one half innings…Yankees batters hit three home runs, accounting for five of the team's six runs…**LHP CC Sabathia** started and recorded a no-decision, allowing 4ER in 6.1IP (8H, 2BB, 6K, 1HR)…went winless through his first four starts for just the third time in his career (also 2008 and 2003)…**2B Robinson Cano** (1-for-4) hit a solo home run in the second, extending his hitting streak to nine games…**C Russell Martin** (2-for-3) and **CF Curtis Granderson** (1-for-4) each homered…**3B Eric Chavez** (2-for-4) drove in the game-winning run with an eighth-inning single…**RHP Rafael Soriano** earned his first win as a Yankee, tossing a scoreless eighth inning (1.0IP, 1H, 1K)…**RHP Mariano Rivera** tossed a perfect ninth for his seventh save of the season (1.0IP, 1K).

Monday, April 18
OFF DAY **9-5, 1st, +3.0**

Tuesday, April 19
vs. Toronto, Lost, 5-6 (10) **9-6, 1st, +2.0**
WP: Rauch (1-0) **LP:** Nova (1-2) **SV:** None
The Yankees fell to 1-2 in extra-inning games this season, losing at Toronto, 6-5, in 10 innings…**RHP A.J. Burnett** started and recorded a no-decision, allowing 3R/2ER in 5.1IP (6H, 5BB, 6K, 1WP, 1HR)…**1B Mark Teixeira** (1-for-3) reached base three times on a hit-by-pitch, two-run HR and a walk…**CF Curtis Granderson** (2-for-5) was the only Yankee to record a multi-hit game, with a sixth-inning single and a seventh-inning solo home run…**RHP Mariano Rivera** recorded his first blown save of the season, surrendering a 5-3 lead in the ninth (1.0IP, 4H, 2ER, 1BB, 1WP)…**RHP Ivan Nova** took the loss, allowing a game-winning double in the 10th to Travis Snider (0.2IP, 2H, 1ER).

Wednesday, April 20
vs. Toronto, Won, 6-2 **10-6, 1st, +2.0**
WP: Colon (1-1) **LP:** Cecil (1-2) **SV:** Soriano (1)
The Yankees defeated Toronto at Rogers Centre, 6-2, to earn a split of their two-game series…**RHP Bartolo Colon** made his first start since 7/24/09 w/ Chicago-AL vs. Detroit and recorded his first win since 5/26/09 w/ Chicago-AL at Los Angeles-AL…allowed 2ER in 6.2IP (5H, 2BB, 7K, 1HR)…**1B Mark Teixeira** (3-for-5) had three doubles, tying his career high, and becoming the first Yankee with three doubles in a game since Robinson Cano on 9/19/09 at Seattle…**CF Curtis Granderson** (2-for-4) hit an RBI triple in the second and added a solo HR in the ninth…**3B Alex Rodriguez** (0-for-2) had a fifth-inning sacrifice fly and walked twice in his first game since 4/16 vs. Texas…**RHP Rafael Soriano** recorded the final two outs for his first save as a Yankee (0.2IP, 1BB).

Thursday, April 21
OFF DAY **10-6, 1st, +2.5**

Friday, April 22 **10-6, 1st, +3.0**
at Baltimore, Ppd. Rain (rescheduled for August 27 – Game 2 of a doubleheader)

Saturday, April 23
at Baltimore, Won, 15-3 **11-6, 1st, +3.0**
WP: Sabathia (1-1) **LP:** Bergesen (0-3) **SV:** None
The Yankees had 14 hits in a 15-3 win at Baltimore…marked their most runs in a game since a 20-11 win at Boston on 9/21/09…each Yankees starter scored at least once…hit a season-high-tying 5HR, including two homers by **C Russell Martin** (2-for-3) – his second multi-homer game of the year…**3B Alex Rodriguez** (2-for-5) hit his 22nd career grand slam in the eighth and drove in six runs…supassed Carl Yastrzemski (1,844) for sole possession of 10th place on Baseball's all-time list…**DH Jorge Posada** (1-for-5) and **LF Brett Gardner** (2-for-5) also homered…**2B Robinson Cano** (3-for-5) hit safely in his 15th straight contest vs. the O's…**LHP CC Sabathia** (8.0IP, 6H, 3ER, 1BB, 7K, 1HR) earned his first win of the season.

Sunday, April 24
at Baltimore, Won, 6-3 (11) **12-6, 1st, +3.0**
WP: Logan (1-1) **LP:** Berken (0-1) **SV:** None
The Yankees completed a two-game sweep at Baltimore, winning, 6-3, in 11 innings…won with three run-scoring singles in the 11th (Martin, Jeter, Granderson)…**RHP Freddy Garcia** tossed 6.0 scoreless IP, allowing just 2H (2BB, 7K) in a no-decision…became the first pitcher to begin his Yankees career with two straight starts of 6.0-or-more scoreless IP since Allie Reynolds in 1947, according to ESPN research…**CF Curtis Granderson** (3-for-5) hit his fourth homer in five games with a two-run HR in the first…**SS Derek Jeter** (4-for-6) recorded the Yankees' first four-hit game of the season…**RHP Mariano Rivera** blew his second consecutive save opportunity for the first time since 4/15/07 at Oakland and 4/20/07 at Boston…surrendered a 3-2 lead in the ninth inning after getting the final out of the eighth (1.1IP, 2H, 1ER, 1BB, 2K)…**LHP Boone Logan** earned his first win of the season, tossing 1.1 perfect IP.

Monday, April 25
vs. Chicago-AL, Lost, 0-2 **12-7, 1st, +2.5**
WP: Humber (2-2) **LP:** Burnett (3-1) **SV:** Santos (1)
The Yankees dropped their series opener vs. the White Sox, 2-0, at Yankee Stadium…marked just the fifth time the Yankees had been shut out at the current Yankee Stadium since it opened in 2009…was the second time they were shut out this season (also 4-0 loss on 4/10 at Boston)…Yankees batters totaled just three hits…**RHP A.J. Burnett** started and took the loss despite allowing just 1ER in 8.0IP (3H, 2BB, 2K)…marked his first loss in 15 April starts as a Yankee…**3B Alex Rodriguez** (1-for-4) broke up Phil Humber's no hitter with a one-out single in the seventh…**2B Robinson Cano** (0-for-3) had his 13-game hitting streak snapped.

Tuesday, April 26
vs. Chicago-AL, Lost, 2-3 **12-8, 1st, +2.0**
WP: Floyd (3-1) **LP:** Soriano (1-1) **SV:** Santos (2)
The Yankees dropped their second straight game, losing to the White Sox, 3-2, at Yankee Stadium…marked the first time this season they suffered consecutive defeats…**RHP Ivan Nova** started and did not record a decision, tossing 6.1IP (5H, 1ER, 2BB, 3K)…**2B Robinson Cano** (1-for-4) and **LF Brett Gardner** (1-for-3) each hit solo HRs to account for the Yankees' two runs…**RHP Rafael Soriano** was charged with his first blown save of the season after surrendering a go-ahead two-run HR to Paul Konerko in the eighth (1.0IP, 2H, 2ER, 1BB, 1K, 1HR).

Wednesday, April 27
vs. Chicago-AL, Won, 3-1 **13-8, 1st, +2.0**
WP: Colon (2-1) **LP:** Buehrle (1-3) **SV:** Rivera (8)
The Yankees snapped their first two-game losing streak, defeating the White Sox, 3-1, at Yankee Stadium…scored all of their runs in the first inning…**RHP Bartolo Colon** allowed just 1ER in 8.0IP (7H, 1BB, 6K, 1HB) in recording the win…marked his longest outing since 9/22/07 w/Los Angeles-AL vs. Seattle when he tossed 8.0IP in the losing effort…escaped a bases-loaded no out jam in the second inning…**2B Robinson Cano** (1-for-4) hit his sixth home run of the season – a three-run HR in the first-inning…**LF Andruw Jones** (2-for-3) was the only Yankee to record a multi-hit game…**RHP Mariano Rivera** recorded his eighth save of 2011, matching his most saves before the end of April (fifth time).

Thursday, April 28
vs. Chicago-AL, Won, 12-3 **14-8, 1st, +1.5**
WP: Sabathia (2-1) **LP:** E. Jackson (2-3) **SV:** None
The Yankees won their second straight game, earning a four-game series split with the White Sox with a 12-3 victory…were hitless over the first four innings, scoring their first two runs of the game in the third inning on four consecutive walks and a SF…broke the game open with a six-run, 32-minute bottom of the fifth, in which each of the first nine batters reached safely, marking the first time the Yankees had accomplished the feat since the second inning on 7/13/02 at Cleveland (also nine batters reaching safely via H, BB or HP)…the first four batters of the inning hit for the "cycle" (Gardner-HR, Nunez-double, Granderson-triple, Swisher-single)…**LHP CC Sabathia** won his second straight start, allowing 3R/0ER in 7.0IP (7H, 1BB, 6K, 1BK)…**LF Brett Gardner** (2-for-3) homered for the second time in his last three games…**RF Nick Swisher** (3-for-4) had 4RBI…snapped a 75AB homerless stretch to start the season with a two-run seventh-inning HR…**3B Alex Rodriguez** (1-for-4) recorded his 859th career RBI as a Yankee, surpassing Paul O'Neill for sole possession of 13th place on the all-time franchise list.

Friday, April 29
vs. Toronto, Lost, 3-5 **14-9, 1st, +1.5**
WP: Romero (2-3) **LP:** Garcia (1-1) **SV:** Rauch (5)
The Yankees had their two-game winning streak snapped, falling, 5-3, to Toronto at Yankee Stadium…left 11 men on base and went 0-for-8 with runners in scoring position…Yankees pitchers allowed 2HR, snapping a 12-game stretch of allowing either 1HR or 0HR each game (4/14-28)…was the club's longest such stretch since 9/9-25/08…**RHP Freddy Garcia** started and allowed 3ER in 5.0IP (7H, 5BB/1IBB, 6K, 2HR), dropping to 1-1 on the season…**2B Robinson Cano** (2-for-3) reached base in four of five plate appearances, hitting solo HRs in the fourth and eighth and walking twice…marked his seventh career multi-HR game, and first since one year ago to the date (4/29/10 at Baltimore)…**RHP David Robertson** snapped an 8.1IP scoreless streak to start the season, allowing 2ER in the sixth (1.0IP, 1H, 2BB, 2K).

Saturday, April 30
vs. Toronto, Won, 5-4 **15-9, 1st, +1.5**
WP: Burnett (4-1) **LP:** Drabek (2-1) **SV:** Rivera (9)
The Yankees defeated Toronto, 5-4, to even their series at one game apiece…Yankees pitchers did not issue any walks in the game…had just one extra-base hit (Teixeira double) and did not record any hits after the third inning….**RHP A.J. Burnett** won his fourth game of the season, allowing 4ER in 6.0IP (9H, 0BB, 4K, 1HR)…did not issue any walks for the third time as a Yankee (also 5/30/10 vs. Cleveland and 7/17/10 vs. Tampa Bay)…**RHP Mariano Rivera** recorded his ninth save of 2011, tossing a scoreless ninth (1.0IP, 1H), marking his highest single-season total prior to 5/1 in his career.

MAY 2011
YANKEES 15-14 • HOME 6-7 • ROAD 9-7
(thru games of 5/31)

NEW YORK	**30**	**23**	**.566**	**-**
Boston	30	25	.545	1.0
Tampa Bay	29	25	.537	1.5
Toronto	28	27	.509	3.0
Baltimore	24	29	.453	6.0

Sunday, May 1
vs. Toronto, Won, 5-2 **16-9, 1st, +2.5**
WP: Nova (2-2) **LP:** Drabek (2-1) **SV:** Rivera (10)
The Yankees defeated Toronto, 5-2, to take two of three games from the Blue Jays in their weekend series…**RHP Ivan Nova** allowed just 2ER in 6.1IP (6H, 4BB, 5K, 1HR)…according to the *Elias Sports Bureau*, became the first Yankees rookie pitcher to start five of the club's first 25 games of a season since Al Leiter in 1988…**1B Mark Teixeira** (1-for-4) opened the scoring with a first-inning solo HR…**CF Curtis Granderson** (2-for-4) provided the margin of victory with a three-run, fifth-inning homer, his eighth HR of the season…**DH Jorge Posada** (1-for-3) played in his 1,736th career game, tying Joe DiMaggio for 10th place on the franchise's all-time list…snapped an 0-for-19 with a fifth-inning double…**RHP Mariano Rivera** recorded his 10th save of 2011, tossing a scoreless ninth (1.0IP)…marks the earliest date in his career to reach 10 saves, surpassing 2000 (reached the total on 5/3).

Monday, May 2
at Detroit, Won, 5-3 **17-9, 1st, +3.0**
WP: Chamberlain (2-0) **LP:** Valverde (2-1) **SV:** Rivera (11)
The Yankees won their series opener at Detroit, 5-3, with two runs in the top of the ninth inning off Tigers closer Jose Valverde…Yankees pitchers did not walk any batters…**RHP Bartolo Colon** made his third start and sixth appearance of the season, allowing 3ER in 7.0IP (7H, 0BB, 7K, 2HR) in a no-decision…**DH Jorge Posada** (2-for-5) drove in two runs with a first-inning double…snapped a 13-game stretch without a multi-hit game…**2B Eduardo Nunez** (1-for-4) drove in his first run of the season with a second-inning double…**RF Nick Swisher** (2-for-4) singled home 1B Mark Teixeira with the winning run…**RHP Joba Chamberlain** tossed a scoreless eighth (1.0IP, 1H, 1K) to improve to 2-0 on the season…**RHP Mariano Rivera** recorded his 11th save of the season and his first on the road, tossing a perfect ninth (1.0IP, 1K).

Tuesday, May 3
at Detroit, Lost, 2-4 **17-10, 1st, +3.0**
WP: Chamberlain (2-0) **LP:** Valverde (2-1) **SV:** Rivera (11)
The Yankees dropped the second game of their series at Detroit, 4-2…Yankees batters tallied just two extra base hits…**LHP CC Sabathia** started and allowed 4ER in 7.0IP (10H, 3BB/1IBB, 6K) in recording the loss and falling to 2-2 in 2011…**DH Jorge Posada** (2-for-4) was the only Yankee to record a multi-hit game…**C Russell Martin** (1-for-4) had a run-scoring fourth-inning double…**1B Mark Teixeira** (1-for-3) hit a solo HR in the eighth.

Wednesday, May 4
at Detroit, Lost, 4-0 **17-11, 1st, +2.0**
WP: Scherzer (5-0) **LP:** Garcia (1-2) **SV:** None
The Yankees were shut out for the third time in 2011, losing, 4-0 at Detroit…Yankees batters totaled just four hits and did not have a runner reach third base…**RHP Freddy Garcia** allowed 4ER in 7.0IP (10H, 2BB, 8K, 1HR) in the losing effort…**1B Mark Teixeira** (1-for-3) had the Yankees' only extra-base hit with a fourth-inning double…**RHP Buddy Carlyle** tossed 1.0 scoreless IP (2K).

Thursday, May 5
at Detroit, Lost, 3-6 **17-12, 1st, +2.0**
WP: Porcello (2-2) **LP:** Burnett (4-2) **SV:** None
The Yankees dropped their third straight game, losing, 6-3, at Detroit…totaled 10 hits to the Tigers' four, marking the third time in the last 15 years (since 1997) that the Yankees outhit an opponent by at least 6H but still lost (also 9/25/07 at Tampa Bay; and 7/4/04 at the Mets)…committed three errors in the game…**RHP A.J. Burnett** allowed 5R/2ER in 7.0IP (3H, 1BB, 5K, 2HP) and took the loss…**3B Eric Chavez** (1-for-2) hit his first triple since 6/9/07 w/ Oakland at San Francisco, but fractured the fifth metatarsal of his left foot while running on the play…was replaced by **PR/3B Alex Rodriguez** (2-for-2) who made his fourth career pinch-running appearance and first since 6/19/95 w/ Seattle at Chicago-AL…**SS Eduardo Nunez** (2-for-4) had a run-scoring single in the fourth but committed two errors, including a throwing error in the seventh that led to two unearned runs.

Friday, May 6
at Texas, Won, 4-1 **18-12, 1st, +1.0**
WP: Nova (3-2) **LP:** Harrison (3-4) **SV:** Rivera (12)
The Yankees snapped their three-game losing streak with a 4-1 win at Texas…held the Rangers to just 3H and allowed just five baserunners (also 1BB, 1E)…**RHP Ivan Nova** tossed a 7.1IP (2H, 1R, 0ER, 1BB, 1K) for his second straight win, retiring 15 of his first 16 batters faced…**CF Curtis Granderson** (2-for-4) collected his eighth career multi-homer game with a two-run HR in the first and a solo HR in the seventh…**RHP Mariano Rivera** (1.0IP, 2K) recorded his 12th save – and just his second on the road in 2011 – with a perfect ninth.

Saturday, May 7
at Texas, Lost, 5-7 **18-13, T1st, ---**
WP: Rhodes (1-1) **LP:** Logan (1-2) **SV:** Feliz (6)
The Yankees fell for the fourth time in their last five games, with a 7-5 defeat at Texas…batted around in the third inning, scoring four runs – all with two outs…**RHP Bartolo Colon** allowed 5ER in 4.1IP (9H, 1BB, 4K, 2HR) in the no-decision…marked the most earned runs allowed by a Yankees starter since 4/15 vs. Texas (Nova-5ER)…**SS Derek Jeter** (2-for-5) tied Willie Keeler (2,956) for 30th place on the all-time hits list…also played his 2,303rd career game *at shortstop*, surpassing Cal Ripken (2,302) for the most games as shortstop for one club (credit: *Elias*)…was his 2,324th career game overall, surpassing Charlie Gehringer (2,323 games w/ Detroit) for sole possession of 20th place among players who have spent their entire career with the same team… **RF Nick Swisher** (1-for-3) hit his second HR of the season to tie the game at 5-5 in the sixth.

Sunday, May 8
at Texas, Won, 12-5 **19-13, T1st, ---**
WP: Sabathia (3-2) **LP:** Rhodes (1-2) **SV:** None
The Yankees took the rubber match of their three-game series at Texas, 12-5…overcame a 4-0 deficit after two innings…hit a season-high-tying 5HR (also 4/23 at Baltimore) and committed a season-high-tying four errors marking their first game with as many HRs and errors since a 20-13 win on 6/3/32 at Philadelphia, which included 7HR and 5E by the Yankees…**LHP CC Sabathia** started and recorded the win, allowing 5R/3ER in 6.0IP (5H, 4BB, 2K)…made two errors in a single game for the first time in his career…**SS Derek Jeter** (4-for-6) hit solo HRs in the fifth and seventh innings, marking his 10th career multi-HR game and first since 6/12/10 vs. Houston…snapped a 259AB homerless stretch…**CF Curtis Granderson** (3-for-4) scored 3R and hit his 11th HR of the season (solo in the seventh), tying for the Major League lead…**C Francisco Cervelli** (1-for-5) hit his first career grand slam in the Yankees' six-run eighth inning, snapping a 307AB homerless stretch…according to *Elias*, it marked the first time two Yankees had snapped *homerless streaks of 250-or-more AB in the same game* since Juan Bonilla (264) and Bobby Meacham (310) on 8/1/87 vs. Detroit (10-5 loss)…**1B Mark Teixeira** (2-for-5) hit a two-run HR in the eighth.

Monday, May 9
OFF DAY **19-13, T1st, ---**

Tuesday, May 10
vs. Kansas City, Won, 3-1 **20-13, 1st, +1.0**
WP: Garcia (2-2) **LP:** Davies (1-5) **SV:** Rivera (13)
The Yankees defeated Kansas City, 3-1, in the first game of a three-game series at Yankee Stadium…**RHP Freddy Garcia** started and allowed just 1ER in 6.0IP (6H, 2BB, 3K, 1HR)…**SS Derek Jeter** (2-for-4) recorded his third straight multi-hit game and drove in the game's first run with a third-inning single…**3B Alex Rodriguez** (1-for-4) drove in the game-winning runs with a two-run fifth-inning single, snapping a personal 0-for-10 stretch with runners in scoring position…**RHP David Robertson** entered the game in relief of Garcia with two on and no out in the seventh and stranded both inherited runners (1.0IP, 1BB, 2K)…**RHP Mariano Rivera** tossed a scoreless ninth for his 13th save of the season in 15 chances (1.0IP, 1H, 1K).

Wednesday, May 11
vs. Kansas City, Lost, 3-4 (11) **20-14, T1st, ---**
WP: Soria (3-0) **LP:** Carlyle (0-1) **SV:** Coleman (1)
The Yankees lost to Kansas City, 4-3, in 11 innings at Yankee Stadium, snapping their two-game winning streak…outhit Kansas City by eight (12H to 4H), marking just the third time since 1958 that the Yankees had outhit their opponent by eight-or-more and still lost (also 7/4/04 at Mets and 10/5/91 vs. Cleveland)…Yankees batters went 2-for-16 with runners in scoring position and left 15 runners on base…**RHP A.J. Burnett** started and allowed just 1H and 1ER on Eric Hosmer's first career home run in 7.0IP (5BB, 6K, 1HP) in the no-decision…was the third time he allowed just 1H in a start as a Yankee (also 8/7/09 vs. Boston and 6/27/09 at Mets)…**CF Curtis Granderson** (2-for-5) hit a solo HR in the third inning and had an RBI-single in the 10th…**DH Jorge Posada** (2-for-3) had an RBI single in the second inning and reached base four times (2 singles, 2BB)…**2B Robinson Cano** (1-for-2) left the game in the fifth after getting hit in the helmet with a pitch.

Thursday, May 12
vs. Kansas City, Lost, 5-11 **20-15, 2nd, -1.0**
WP: O'Sullivan (2-2) **LP:** Nova (3-3) **SV:** None
The Yankees lost, 11-5, to Kansas City in the rubber match of their three-game series, marking their first home series loss vs. the Royals since 8/17-19/99…the Royals collected 11H before the Yankees recorded their first hit of the game in the fifth…the Yankees fell behind 6-0 after two innings and 8-0 after four…Yankees batters did not strike out, marking the first club loss without a strikeout since a 7-1 defeat on 6/19/01 at Detroit…**RHP Ivan Nova** started and fell to 3-3, allowing 8R/4ER in 3.0IP (10H, 2BB, 2K, 2HR)…was his shortest career outings and most runs allowed…**RHP Amauri Sanit** made his Major League debut in relief of Nova (4.2IP, 4H, 3ER, 2BB/1IBB, 2K, 2HP, 1WP), striking out his first batter faced (Jeff Francoeur)…**3B Alex Rodriguez** (1-for-4) hit a solo HR in the eighth, snapping a 65AB homerless stretch (the second-longest single-season stretch of his career).

Friday, May 13
vs. Boston, Lost, 4-5 **20-16, 2nd, -2.0**
WP: Buchholz (4-3) **LP:** Colon (2-2) **SV:** Papelbon (6)
The Yankees lost, 5-4, to Boston at Yankee Stadium…were 1-for-7 with runners in scoring position…**RHP Bartolo Colon** made his fifth start, allowing 3R/2ER in 6.0IP (5H, 3BB, 4K, 1HR)…tossed 103 pitches, marking the first time reaching the 100-pitch plateau since 6/1/08 w/Boston at Baltimore (also 103 pitches)…**C Russell Martin** (1-for-4) snapped a 45AB homerless streak with a two-run, fifth-inning homer…had just 1H in his prior 18AB leading up to the home run…**SS Derek Jeter** (1-for-5) recorded his 2,964th career hit with a ninth-inning single, surpassing Sam Crawford for sole possession of 29th place on Baseball's all-time list.

Saturday, May 14
vs. Boston, Lost, 4-5 **20-17, 2nd, -2.0**
WP: Beckett (3-1) **LP:** Sabathia (2-2) **SV:** None
The Yankees lost, 6-0, to Boston at Yankee Stadium, extending their losing streak to four games…Yankees batters went 0-for-10 with runners in scoring position and left 10 men on base…**LHP CC Sabathia** started and recorded the loss, dropping to 3-3 on the season (6.2IP, 7H, 6ER, 3BB, 6K, 1HP, 1WP, 1HR)…**CF Curtis Granderson** (2-for-4) was the only Yankee to record a multi-hit game…**RF Nick Swisher** (1-for-4) doubled in the seventh, marking the Yankees' only extra-base hit…**Manager Joe Girardi** was ejected in the seventh by HP umpire Mike Winters, marking his 10th ejection as Yankees manager.

Sunday, May 15
vs. Boston, Lost, 4-5 **20-18, 2nd, -2.0**
WP: Lester (5-1) **LP:** Garcia (2-3) **SV:** Papelbon (7)
The Yankees lost, 7-5, to Boston at Yankee Stadium, extending their losing streak to five games…were swept in their three-game series vs. the Red Sox, marking the first time that the Yankees had been swept in a series of three-or-more games at the current Yankee Stadium…also marked the first time that Boston had swept the Yankees *in a series of three-or-more games in the Bronx* since April 2004…had just two hits after the second inning…**RHP Freddy Garcia** started and fell to 2-3, allowing 5R/4ER in 5.1IP (6H, 2BB, 4K, 2HR, 1HP)…the Yankees had their fifth multi-homer inning of the season in the second with **DH Andruw Jones** (1-for-3) hitting a solo HR and **CF Curtis Granderson** hitting a two-run HR to give the Yankees a 4-1 lead.

Monday, May 16
at Tampa Bay, Lost, 5-6 **20-19, T2nd, -3.0**
WP: Cruz (2-0) **LP:** Burnett (4-3) **SV:** Farnsworth (8)
The Yankees lost, 6-5, at Tampa Bay, extending their season-high losing streak to six games…were winning 5-1 before allowing five runs in the bottom of the sixth…Yankees batters had just one hit over the final four innings…**RHP A.J. Burnett** started and took the loss, allowing 6ER in 5.2IP (8H, 1BB, 3K, 3HR, 2WP) and falling to 4-3 this season…**3B Eduardo Nunez** (1-for-3) had a two-run single in the second inning…**CF Curtis Granderson** (1-for-4) hit a three-run HR in the fifth, his 14th of the season.

Tuesday, May 17
at Tampa Bay, Won, 6-2 **21-19, 2nd, -2.0**
WP: Nova (4-3) **LP:** Shields (4-2) **SV:** None
The Yankees snapped their season-high six-game losing streak with a 6-2 win at Tampa Bay…**RHP Ivan Nova** earned his fourth win of the season, limiting the Rays to 4H and 1ER on an Elliot Johnson solo HR in 5.1IP (2BB, 4K, 1HR)…**3B Alex Rodriguez** (2-for-4) recorded his 59th career multi-HR game with a pair of solo homers…**LF Brett Gardner** (3-for-4) scored twice and drove in 1R…**RHP David Robertson** tossed 1.1 scoreless IP in relief, escaping a bases-loaded, one-out jam in the sixth…**RF Chris Dickerson** (1-for-3) made his Yankees debut after being recalled from Triple-A Scranton/WB earlier in the day.

Wednesday, May 18
at Baltimore, Won, 4-1 (15 inn.) **22-19, 2nd, -2.0**
WP: Noesi (1-0) **LP:** Accardo (2-1) **SV:** None
The Yankees recorded a 4-1 win in a 15-inning, 4 hour, 56 minute game at Camden Yards…marked the first time the Yankees allowed at least 12H and held their opponent to 1R or less in a win since 7/17/01 at Philadelphia (4-1 win in 12 inn.)…**2B Robinson Cano** (2-for-6) broke a 1-1 tie in the 15th with a two-run double…**3B Alex Rodriguez** (4-for-7) scored twice to reach 1,782R in his career and tie Paul Molitor for 17th place on the all-time list…**RHP Bartolo Colon** tossed 8.0 shutout innings in the start, exiting with a 1-0 lead (3H, 1BB, 7K)…**RHP Mariano Rivera** (1.0IP, 2H, 1ER) was charged with his third blown save of the season…**RHP Hector Noesi** earned the win in his Major League debut, tossing 4.0 scoreless innings of relief (4H, 4BB, 4K)…according to *Elias*, became the first Yankee all time to win his ML debut in relief while pitching at least 4.0 scoreless innings, and the first overall since Cleveland's Jim Brower on 9/5/99 at Baltimore (4.1IP)…was the first pitcher to do so *in an extra-inning game* since Kansas City's Scott Bankhead on 5/25/86 vs. Chicago-AL.

Thursday, May 19
at Baltimore, Won, 13-2 **23-19, 2nd, -1.0**
WP: Sabathia (4-3) **LP:** Bergesen (1-5) **SV:** None
The Yankees completed a two-game sweep at Camden Yards, defeating Baltimore, 13-2…scored five runs in the first and four in the fourth…each of the Yankees' first six hits went for extra bases (2 doubles, 3 triples, 1HR)…the Yankees' three triples in the game, marked their most since 5/13/09 vs. Toronto (also three)…**LHP CC Sabathia** tossed 8.0 scoreless IP (7H, 9K, 1HP) to improve his record to 4-3 this season…**RF Nick Swisher** (2-for-4) drove in four runs…**3B/2B Eduardo Nunez** (1-for-1) hit a two-run HR in the ninth in his only plate appearance of the game, marking his first HR of the season…**1B Jorge Posada** made his first start at first base since 7/10/08 at Pittsburgh, reaching base safely in three of five plate appearances (1 double, 2BB).

Friday, May 20
vs. Mets, Lost, 1-2 **23-20, 3rd, -1.0**
WP: Dickey (2-5) **LP:** Garcia (2-4) **SV:** Rodriguez (15)
The Yankees had their three-game winning streak snapped and dropped their sixth straight home game dating to 5/11, falling, 2-1, vs. the Mets in the clubs' first Interleague game of 2011…the Yankees were 1-for-10 with RISP…collected just four hits in total and two hits from the fourth inning until the end of the game…**RHP Freddy Garcia** allowed just 2ER in 7.0IP (5H, 2BB, 2K, 1HR, 1WP), falling to 2-4 this season…**1B Mark Teixeira** (1-for-4) homered for the second consecutive game, hitting a solo HR in the third for the Yankees' only run.

Saturday, May 21
vs. Mets, Won, 7-3 **24-20, T1st, ---**
WP: Burnett (5-3) **LP:** Capuano (3-5) **SV:** None
The Yankees snapped their six-game home losing streak, defeating the Mets, 7-3, at Yankee Stadium…did not leave any runners on base in a game for the first time since a 7-1 loss on 6/19/01 at Detroit and for the first time in a win since a 5-4 victory on 4/26/88 vs. Kansas City…**RHP A.J. Burnett** started and allowed 3ER in 6.1IP (6H, 3BB, 4K),

earning the win to improve to 5-3 this season…**C Russell Martin** (1-for-3) tied the game at 2-2 in the second with a two-run HR…**1B Mark Teixeira** (1-for-3) homered in his third straight game, giving the Yankees a 4-2 lead with a two-run HR in the third…**CF Curtis Granderson** (1-for-4) and **DH Alex Rodriguez** (2-for-4) each hit solo HRs in the sixth inning…with 2R scored, Rodriguez (1,784R) surpassed Paul Molitor (1,782) for sole possession of 17th place on Baseball's all-time list…**SS Derek Jeter** (2-for-4) stole his 326th career base, tying Rickey Henderson for the most in franchise history.

Sunday, May 22
vs. Mets, Won, 9-3 **25-20, T1st, ---**
WP: Ayala (1-0) **LP:** Pelfrey (3-4) **SV:** None
The Yankees defeated the Mets, 9-3, to take the rubber game of their three-game weekend series…scored 8R in the seventh inning, sending 13 men to the plate…according to the Elias Sports Bureau, marked the first time in the last 10 seasons (since 2002) that Yankees had scored eight-or-more runs in an inning without hitting a home run…had just one extra-base hit in the inning, collecting 5 singles, 1 double (Gardner), 2BB (1IBB), 1SH, 1E and 1HP…went 5-for-7 with RISP and 4-for-5 with bases loaded in the frame…**RHP Ivan Nova** started and allowed 11H (10 singles) in the no-decision (6.2IP, 3ER, 1BB, 2K)…**3B Alex Rodriguez** (4-for-5) tied a season-high in hits and had 1RBI on an infield single…**LF Brett Gardner** (2-for-4) had two hits in the seventh, including a two-run double…**RHP Luis Ayala** tossed 1.1 perfect IP (1K) to earn his first win in over two years (since 4/7/09 w/ Minnesota vs. Seattle).

Monday, May 23
vs. Toronto, Lost, 3-7 **25-21, T1st, ---**
WP: Villanueva (2-0) **LP:** Colon (2-3) **SV:** None
The Yankees fell to the Blue Jays, 7-3…lost the first game in each of their firt three series vs. Toronto this season…**RHP Bartolo Colon** lost his second straight decision, allowing 6ER in 6.0IP (7H, 4BB/2IBB, 8K, 1HR) to remain winless in five consecutive starts—all coming in May…**CF Curtis Granderson** (0-for-2) scored all three Yankees runs and tied his career high with 3BB (fourth time, first since 5/17/09 w/ Detroit vs. Oakland)…became the first Yankee in the last 90 years (since 1921) to score all the team's runs without getting a hit, in a game in which the Yankees scored at least 3R…**2B Robinson Cano** (1-for-3) drove in all three Yankees runs with a fourth-inning sacrifice fly, sixth-inning fielder's choice and eighth-inning single.

Tuesday, May 24
vs. Toronto, Won, 5-4 **26-21, 1st, +0.5**
WP: Sabathia (5-3) **LP:** Francisco (1-2) **SV:** None
The Yankees recorded their second "walk-off" win of the season, 5-4, scoring two runs in the eighth and two runs in the ninth…was the Yankees' second come-from-behind win in a game in which they trailed by at least three runs *in the eighth inning or later* at the current Yankee Stadium (also 5/1/09 vs. Los Angeles)—credit: *Elias*…**LHP CC Sabathia** tossed the Yankees' first 9.0-inning complete game (8H, 4ER, 1BB, 3K) since accomplishing the feat himself in a win on 5/8/09 at Baltimore, snapping a 341-game team drought that was the longest in AL history according to Elias…**C Jorge Posada** (1-for-1) had a one-out pinch-hit double in the ninth…**CF Curtis Granderson** (4-for-5) tied the game with an RBI single in the ninth, then stole second base and scored the game-winning run…his 4H marked his most in a single game since going 5-for-7 on 7/30/08 w/ Detroit at Cleveland…**1B Mark Teixeira** (2-for-4) recorded his first career regular season "walk-off" hit as a Yankee (fourth of his career).

Wednesday, May 25
vs. Toronto, Won, 7-3 **27-21, 1st, +0.5**
WP: Garcia (3-4) **LP:** Reyes (0-4) **SV:** None
The Yankees defeated the Blue Jays, 7-3, in the rubber game of the three-game series…the Yankees hit three two-run home runs…**LF Andruw Jones** (3-for-3) collected his 41st career multi-HR game (39th 2HR game)…**SS Derek Jeter** (1-for-3) reached base three times (also 2BB) and scored his 1,713th career run to surpass Cap Anson (1,712) for sole possession of 23rd place on Baseball's all-time list…**1B Mark Teixeira** (1-for-5) homered for the fourth time in his last seven games…**RHP Freddy Garcia** held the Blue Jays to 3ER in 6.0IP (8H, 0BB, 4K, 1HP), remaining undefeated in his first three daytime starts of the season (2-0, 1.47 ERA, 18.1IP, 3ER)…**RHP Mariano Rivera** (1.0IP, 1H, 1K) appeared in his 1000th career game, becoming the 15th pitcher all time to reach the 1,000 appearance plateau and the first to reach the total with one team (credit: *Elias*).

Thursday, May 26
OFF DAY **27-21, T1st, ---**

Friday, May 27
at Seattle, Lost, 3-4 **27-22, 2nd, -0.5**
WP: Pauley (3-0) **LP:** Ayala (1-1) **SV:** League (13)
The Yankees fell in the first game of their road trip, 4-3, at Safeco Field…led 3-0 in the middle of the fifth inning, before allowing two runs in the bottom of the inning and two more in the sixth…**RHP A.J. Burnett** did not draw a decision, limiting the Mariners to 2ER in 5.0IP (4H, 5BB, 6K)…did not allow a hit over his first 11 batters faced…**RHP Luis Ayala** (2.0IP, 1H, 1ER, 1BB, 2K) was charged with the loss, allowing the go-ahead run in the sixth…**1B Mark Teixeira** (2-for-4) homered in the first inning, and scored two of the Yankees' three runs in the game.

Saturday, May 28
at Seattle, Lost, 5-4 (12 inn.) **27-23, 2nd, -1.0**
WP: Pauley (4-0) **LP:** Rivera (1-1) **SV:** None
The Yankees lost, 5-4, in 12 innings at Safeco Field, suffering their second "walk-off" loss this season…fell to 3-4 in extra innings…**2B Robinson Cano** (3-for-5) collected his most hits since 4/9 at Boston (also 3H), hitting a solo HR in the second…**1B Mark Teixeira** (1-for-3) homered in his second straight game and sixth time in his last nine…**SS Derek Jeter** (2-for-5) recorded the fifth multi-hit game in his last 10 contests and stole his 327th career base, surpassing Rickey Henderson (326) for the most stolen bases in franchise history…**RHP Mariano Rivera** (0.1IP, 3H, 1ER, 1BB) took the loss, allowing a bases-loaded single in the 12th…**CF Curtis Granderson** (1-for-6) hit his team-leading fifth triple, plating the tying run in the seventh…**RHP Ivan Nova** allowed 4ER on 5H in 3.2IP in the start, the second time he failed to complete 4.0 innings in 2011.

Sunday, May 29
at Seattle, Won, 7-1 **28-23, 2nd, -1.0**
WP: Sabathia (6-3) **LP:** Vargas (3-3) **SV:** None
The Yankees snapped their two-game losing streak and avoided a sweep with a 7-1 win at Seattle…**LHP CC Sabathia** held the Mariners to 1ER in 8.0IP (5H, 3BB, 5K, 1HR), winning his third straight start…each Yankees starter had at least one hit…**RF Nick Swisher** (1-for-2) homered in the second inning, his first as a right-handed batter this season…**LF Andruw Jones** (1-for-3) had a bases-clearing double in the third…**SS Eduardo Nunez** (1-for-4) followed with his first career triple…**CF Curtis Granderson** (3-for-5) doubled twice and scored 2R.

Monday, May 30
at Oakland, Won, 5-0 **29-23, T1st, ---**
WP: Colon (3-3) **LP:** Cahill (6-3) **SV:** None
The Yankees won their second straight game and recorded their first shutout of the season, defeating Oakland, 5-0, at Overstock.com Coliseum…stole four bases…**RHP Bartolo Colon** tossed a 9.0IP-complete game shutout (4H, 0BB, 6K), his first shutout and complete game since 7/5/06 w/ Los Angeles-AL at Seattle…**1B Mark Teixeira** (1-for-4) hit a two-run HR in the first…was his fourth HR in his last five games and his sixth straight game with an RBI…**SS Derek Jeter** (1-for-3) had a sacrifice fly in the seventh, snapping a six-game RBI drought…**C Francisco Cervelli** (1-for-2) had a career-high 2SB.

Tuesday, May 31
at Oakland, Won, 10-3 **30-23, 1st, +1.0**
WP: Garcia (4-4) **LP:** Anderson (3-5) **SV:** None
The Yankees won their third straight game, defeating Oakland, 10-3,…the Yankees stole four bases for the second consecutive game…Yankees No. 1-5 batters went 10-for-22 with 8R, 2HR, 9RBI and 2BB…**RHP Freddy Garcia** (7.0IP, 9H, 3ER, 2BB, 5K, 1HR) started and recorded the win, improving to 4-4 this season…**CF Curtis Granderson** (3-for-5) had 4RBI, including a two-run first-inning homer and a two-run fourth-inning single…**SS Derek Jeter** (2-for-4) reached base three times (2 singles, 1BB) and scored 3R…**3B Alex Rodriguez** (3-for-4) drove in three runs with an RBI single in the third and a two-run single in the sixth…**2B Robinson Cano** (1-for-4) hit a two-run HR in the fifth.

JUNE 2011
YANKEES 8-5 • HOME 11-5 • ROAD 7-3
(thru games of 6/30)

NEW YORK	**48**	**31**	**.608**	**-**
Boston	46	34	.575	2.5
Tampa Bay	45	36	.556	4.0
Toronto	40	42	.488	9.5
Baltimore	35	43	.449	12.5

Wednesday, June 1
at Oakland, Won, 4-2 **31-23, 1st, +2.0**
WP: Burnett (6-3) **LP:** Gonzalez (5-3)**SV:** Rivera (14)
The Yankees won their fourth straight game, defeating Oakland, 4-2, at Overstock.com Coliseum…was their 10th consecutive win against the A's…**RHP A.J. Burnett** started and improved to 6-3, allowing just 2ER in 7.0IP (3H, 3BB, 5K, 1HR)…allowed a double and two-run HR (Willingham) in the first before surrendering just 1H in his final 6.0 innings of work…snapped an 11-start road winless streak dating to 8/10/10…**RF Nick Swisher** (1-for-3) hit a three-run HR in the fourth…**RHP Mariano Rivera** recorded his 14th save of the season (1.0IP, 1K), snapping a 20-team-game stretch without a save…was his 1,002nd career outing, tying Goose Gossage for 14th place on Baseball's all-time list.

Thursday, June 2
OFF DAY **31-23, 1st, +2.0**

Friday, June 3
at Los Angeles-AL, Lost, 2-3 **31-24, 1st, +1.0**
WP: Weaver (7-4) **LP:** Nova (4-4) **SV:**Walden(13)
The Yankees had their four-game winning streak snapped with a 3-2 loss at Angel Stadium…also snapped their four-game *road* winning streak, and their seven-game winning streak in the state of California…Yankees batters were held to just 3H, their fewest since a season-low 2H on 4/25 vs. Chicago-AL…**3B Alex Rodriguez** (1-for-3) doubled and scored both of the Yankees' runs…**C Russell Martin** (1-for-4) and **DH Jorge Posada** (1-for-3, 1 double) each recorded the Yankees' other hits, driving in Rodriguez with each hit…**RHP Ivan Nova** (6.0IP, 8H, 3R, 2ER, 2BB, 2K) took the loss and remained winless in his last three starts.

Saturday, June 4
at Los Angeles-AL, Won, 3-2 **32-24, 1st, +1.0**
WP: Sabathia (7-3) **LP:** Santana (3-5) **SV:** Rivera (15)
The Yankees defeated the Angels, 3-2, at Angel Stadium, marking their first one-run win on the road in 2011…**LHP CC Sabathia** earned his seventh win, allowing 1ER in 8.2IP (8H, 2R, 1BB, 3K, 1HP)…improved to 4-1 in starts following a Yankees loss, winning his third straight such start…**3B Alex Rodriguez** (1-for-4) hit a two-run HR in the sixth, tying Mel Ott (1,864) for ninth place on Baseball's all-time RBI list…**SS Derek Jeter** (1-for-3) recorded his 2,985th career hit with a seventh-inning single, tying Sam Rice for 28th place all-time…**RHP Mariano Rivera** (0.1IP) tossed one pitch to earn his 15th save of the season…was his second career one-pitch save (also 8/7/05 at Toronto)…was also his 1,003rd career appearance, surpassing Goose Gossage (1,002) for sole possession of 14th place on Baseball's all-time games pitched list.

Sunday, June 5
at Los Angeles-AL, Won, 5-3 **33-24, 1st, +1.0**
WP: Colon (4-3) **LP:** Pineiro (2-3) **SV:** Rivera (16)
The Yankees defeated the Angels, 5-3, at Angel Stadium to win the series…marked just their second winning series at the Angels in the last seven seasons (since 2005)…the Yankees bullpen tossed 3.2 innings of scoreless relief (4H, 3BB, 3K)…**RHP Bartolo Colon** improved to 4-3, allowing 3ER in 5.1IP (6H, 2BB/1IBB, 4K, 1HR)…**1B Mark Teixeira** (3-for-4) had his 30th career multi-HR game and first this season, with a solo HR in the third and a two-run HR in the fifth…**RF Nick Swisher** (1-for-3) hit a solo HR in the eighth…**SS Derek Jeter** (1-for-5) recorded his 2,986th career hit, surpassing Sam Rice (2,985) for sole possession of 28th place on Baseball's all-time list…**RHP Mariano Rivera** recorded his 16th save of the season (1.0IP, 2H, 1K), marking his second straight game with a save and his third in the Yankees' last four contests.

Monday, June 6
OFF DAY **33-24, 1st, +1.0**

Tuesday, June 7
vs. Boston, Lost, 4-6 **33-25, T1st, ---**
WP: Lester (8-2) **LP:** Garcia (4-5) **SV:** Papelbon (12)
The Yankees dropped their fifth-straight game against the Red Sox, falling, 6-4, at Yankee Stadium…had just one extra-base hit (Swisher double)…lost despite outhitting Boston, 9-7…**RHP Freddy Garcia** started and allowed 4ER in 1.2IP (4H, 3BB/1IBB, 1K, 1HR) in the loss, marking the shortest non-injury start by a Yankee since 5/9/09 at Baltimore (Hughes-1.2IP)…**1B Mark Teixeira** (0-for-0) was hit by a Jon Lester pitch in the first inning and left the game with a right knee contusion (X-rays were negative)…**PR/1B Jorge Posada** (3-for-3) reached base safely in all four of his plate appearances (3H, 1BB) after entering the game as a pinch-runner for Teixeira in the first – his third career PR appearance (also ALDS Game 2 on 10/4/95 vs. Seattle and 4/14/96 vs. Texas)…**RHP Hector Noesi** allowed 2ER in 6.0IP in relief, marking the longest relief appearance by a Yankee since Kei Igawa on 4/28/07 vs. Boston…retired 13 of his final 14 batters faced.

Wednesday, June 8
vs. Boston, Lost, 6-11 **33-26, 2nd, -1.0**
WP: Wakefield (3-1) **LP:** Burnett (6-4) **SV:** Aceves (1)
The Yankees were defeated by Boston, 11-6, at Yankee Stadium…marked their sixth straight loss against the Red Sox…**RHP A.J. Burnett** started and took the loss, allowing 8R/7ER in 5.2IP (7H, 4BB, 3K, 1HR)…**SS Derek Jeter** (1-for-5) struck out in the third inning, snapping a career-high stretch of 58 consecutive PA without a strikeout…marked the longest such streak by a Yankee since Hideki Matsui in 2008 (58PA) according to the *Elias Sports Bureau*…scored his 1,720th career run in the fifth inning, tying Willie Keeler for 22nd place on Baseball's all-time list…**DH Alex Rodriguez (**1-for-5) hit a solo HR in the fourth, the 624th HR of his career…the RBI was the 1,865th of his career, breaking a tie with Mel Ott (1,864) for sole possession of ninth place on Baseball's all-time list.

Thursday, June 9
vs. Boston, Lost, 3-8 **33-27, 2nd, -2.0**
WP: Beckett (5-2) **LP:** Sabathia (7-4) **SV:** None
The Yankees lost to Boston, 8-3…fell to 1-8 against the Red Sox this year, losing their seventh straight, including six straight home games…led the game, 2-0, through the end of the sixth inning before allowing a season-high 7R and 8H in the seventh…**LHP CC Sabathia** started and took the loss, allowing 8H and 6ER in 6.2IP (2BB, 5K, 1HP) to snap his four-game winning streak…according to *Elias*, marked his first loss in five starts as a Yankee when the club was in danger of being swept in a series…**CF Curtis Granderson** (1-for-3) hit his 18th home run of the season, tying Mark Teixeira for the team lead…**SS Derek Jeter** (1-for-4) scored the 1,721st run of his career in the first inning, surpassing Willie Keeler (1,720) for sole possession of 22nd place all-time…**RHP Jeff Marquez** made his Yankees debut, allowing 1ER in 2.0IP (2H, 1K).

Friday, June 10
vs. Cleveland, Won, 11-7 **34-27, 2nd, -2.0**
WP: Nova (5-4) **LP:** Carmona (3-8) **SV:** None
The Yankees snapped their three-game losing streak with an 11-7 win vs. Cleveland…scored double digits in runs for the seventh time this season…stole five bases (Gardner-2, Granderson, Jeter, Teixeira), their most in a game since 9/25/09 vs. Boston (7SB)…**RHP Ivan Nova** limited the Indians to 4H and 2ER in 7.0IP (3BB, 6K, 1HR) for the win…held the Indians to 1H over his first 14 batters faced…**DH Jorge Posada** (3-for-5) collected his fourth straight multi-hit game…**CF Curtis Granderson** (2-for-5) homered for the second straight game…**3B Alex Rodriguez** (2-for-4) hit his 12th HR of the season and 625th of his career…**RHP Kevin Whelan** made his Major League debut, walking four of the six batters he faced (0.2IP, 1ER, 4BB).

Saturday, June 11
vs. Cleveland, Won, 4-0 **35-27, 2nd, -2.0**
WP: Colon (5-3) **LP:** Talbot (2-3) **SV:** None
The Yankees won their second straight game with a 4-0 shutout vs. Cleveland…was their second shutout of the season (also 5/30 at Oakland, 5-0) and their first shutout at home since 9/2/10 vs. Oakland (5-0)…blanked the Indians for the first time at home since 6/13/06 at the original Yankee Stadium (1-0)…was **Manager Joe Girardi's** 400th career managerial win…**RHP Bartolo Colon** tossed 6.2 scoreless innings against his former team (2H, 1B, 6K), holding his opponent scoreless for the third time in his last five starts…left the game in the seventh inning with a strained left hamstring…**CF Curtis Granderson** (1-for-4) homered for the third straight game, collecting his team-leading 20th HR of the year to tie for the Major League lead…**3B Alex Rodriguez** (1-for-3) hit his 13th home run of the season and second in as many games.

Sunday, June 12
vs. Cleveland, Won, 9-1 **36-27, 2nd, -2.0**
WP: Garcia (5-5) **LP:** Tomlin (7-4) **SV:** None
The Yankees won their third straight with a 9-1 victory vs. Cleveland…collected 18H, marking their most since an 18-hit, 11-2 win vs. Cleveland on 5/31/10 at Yankee Stadium…**RHP Freddy Garcia** won for the third time in his last four starts, limiting the Indians to 1ER in 6.2IP (7H, 2BB, 6K)…**SS Derek Jeter** (2-for-5) had a pair of hits leaving him 7H shy of 3,000…**CF Curtis Granderson** (4-for-4) matched his season high in hits (also 5/24 vs. Toronto)…**DH Jorge Posada** (2-for-3) hit safely for the sixth straight game, going 13-for-22 (.591) with five multi-hit games over the stretch…**LF Brett Gardner** (3-for-4) had a career-high three extra-base hits – 2 doubles, 1 triple.

Monday, June 13
vs. Cleveland, Lost, 0-1 **36-28, 2nd, -2.5**
WP: Carrasco (6-3) **LP:** Burnett (6-5) **SV:** Perez (16)
The Yankees fell to the Indians, 1-0, snapping their three-game winning streak…five of the first nine Yankees batters of the game reached base, and none scored…reached base just twice over the final six innings…were shut out for the fifth time this season, third time at home (also 5/14 vs. Boston and 4/25 vs. Chicago-AL)…suffered their first 1-0 loss against the Indians since 4/19/90 at Cleveland Stadium…**RHP A.J Burnett** lost his second straight start, despite allowing just 1ER in 7.2IP with 8K (5H, 1BB, 2WP)…**SS Derek Jeter** (1-for-3) singled in the first inning, but had to leave the game after the fifth inning with a sore right calf (later diagnosed as a Grade 1 strain)…**DH Jorge Posada** (1-for-4) hit safely in his seventh straight game.

Tuesday, June 14
vs. Texas, Won, 12-4 **37-28, 2nd, -1.5**
WP: Sabathia (8-4) **LP:** Ogando (7-1) **SV:** None
The Yankees recorded a 12-4 win vs. Texas…scored 6R on 6H in the second inning, sending 10 men to the plate…were 6-for-11 with RISP, including 3-for-4 with the bases loaded…**LHP CC Sabathia** (7.0IP, 8H, 4ER, 0BB, 6K) earned his team-high eighth win of the season…retired his first nine batters faced…**1B Jorge Posada** (1-for-4) extended his hitting streak to eight games…**LF Brett Gardner** (3-for-4) reached base four times (also 1BB), scoring 3R…also stole his 100th career base…**RF Nick Swisher** (2-for-3) homered for the fourth time in his last 15 games and **CF Curtis Granderson** (2-for-4) hit his 21st HR of the season.

Wednesday, June 15
vs. Texas, Won, 12-4 **38-28, 2nd, -1.5**
WP: Nova (6-4) **LP:** Holland (5-2) **SV:** None
The Yankees defeated the Rangers by a score of 12-4 for the second straight night…hit a season-high-tying 5HR…also stole a season-high-tying five bases…**1B Mark Teixeira** (3-for-5) recorded his 31st career multi-homer game (28th two-homer game), homering from both sides of the plate in a game for the 11th time in his career (sixth as a Yankee)…**SS Eduardo Nunez** (2-for-4) hit his third career HR on his 24th birthday…**3B Ramiro Pena** (2-for-4) hit his second career HR in the sixth, snapping a 166AB homerless stretch since his first homer on 9/28/09 vs. Kansas City…**DH Alex Rodriguez** (0-for-3) scored the go-ahead run in the fifth inning and now has 1,799 career runs scored, tying Ted Williams for 16th place on the all-time list…**RHP Ivan Nova** (5.2IP, 7H, 4ER, 3BB, 2K, 1HR, 1WP) won his second straight start…**RHP Cory Wade** (1.0IP, 1K) made his Yankees debut, tossing a perfect eighth inning.

Thursday, June 16
vs. Texas, Win, 3-2 (12 inn.) 39-28, 2nd, -1.5
WP: Wade (1-0) **LP:** Kirkman (1-1) **SV:** None
The Yankees completed a sweep of Texas, winning, 3-2, in 12 innings…recorded their third "walk-off" win of the season…marked their longest home game since a 8/7/09 win vs. Boston (15 innings)…**RHP Brian Gordon** made his first career Major League start, holding the Rangers to 2ER in 5.1IP (7H, 3BB/1IBB, 3K, 2HP) in a no-decision…**LF Brett Gardner** (2-for-2) recorded his third career "walk-off" hit with a game-winning single…**C Russell Martin** (2-for-4) drove in the Yankees' first run of the game with a two-out RBI single in the second…**CF Curtis Granderson** (3-for-5) reached base four times (3 singles, 1HP) and scored the game-winning run…**RHP Mariano Rivera** (2.0IP, 1H) made his 1,006th career appearance, surpassing Mike Jackson (1,005G) for the 13th-most games pitched in Baseball history…was his first appearance of 2.0-or-more IP since 9/10/10 at Texas (also 2.0IP)…**RHP Cory Wade** tossed 2.0 perfect innings (2K), earning his first win as a Yankee.

Friday, June 17
at Chicago-NL, Lost, 1-3 39-29, 2nd, -2.5
WP: Davis (1-5) **LP:** Garcia (5-6) **SV:** Marmol (14)
The Yankees had their three-game winning streak snapped, losing, 3-1, at Chicago-NL…were held to just five hits and just one extra-base hit (Swisher double)…**RHP Freddy Garcia** started and took the loss, allowing 3ER in 7.0IP (6H, 2BB, 3K)…had 2 sacrifice hits, joining Javier Vazquez (2SH on 5/21/10 at Mets) as the only Yankees pitchers with more than one sacrifice hit in a game since the advent of the DH in 1973…surpassed the 2,000 career IP plateau…**1B Mark Teixeira** (1-for-3) drove in the Yankees' only run with an eighth-inning single.

Saturday, June 18
at Chicago-NL, Won, 4-3 40-29, 2nd, -1.5
WP: Burnett (7-5) **LP:** Dempster (5-6) **SV:** Rivera (17)
The Yankees defeated the Cubs at Wrigley Field, 4-3, in a 3-hour, 43-minute game….marked the Yankees' longest nine-inning game of the season…Yankees batters out-hit Chicago, 11-6, and walked 10 times…**RHP A.J. Burnett** started and recorded the win, allowing 2ER in 5.1IP (4H, 3BB, 8K, 1HR, 1WP, 1HP)…**2B Robinson Cano** (2-for-3) reached base four times with 2 doubles and 2BB…**3B Alex Rodriguez** (2-for-4) scored 1R, giving him 1,800 in his career, surpassing Ted Williams (1,799) for sole possession of 16th place on Baseball's all-time list…**RHP Mariano Rivera** recorded his 17th save of the season and first since 6/5 (1.0IP, 2H, 1ER, 1K, 1HR).

Sunday, June 19
at Chicago-NL, Won, 10-4 41-29, 2nd, -1.5
WP: Sabathia (9-4) **LP:** Marshall (3-2) **SV:** None
The Yankees defeated the Cubs, 10-4, in the series finale at Wrigley Field…recorded their 14th come-from-behind win of the season and fourth of at least three runs (trailed 4-1 after three innings)…**LHP CC Sabathia** started and earned his ninth win of the season (7.0IP, 8H, 4ER, 1BB, 3K)…**LF Brett Gardner** (3-for-5) hit his first career leadoff home run and the first by a Yankee this season…**RF Nick Swisher** (3-for-5) hit a go-ahead three-run HR in the eighth and drove in four runs…**2B Robinson Cano** (1-for-5) reached base safely (via H, BB or HBP) in his 15th straight game (since 6/4).

Monday, June 20
at Cincinnati, Won, 5-3 42-29, 2nd, -1.5
WP: Nova (7-4) **LP:** Wood (5-5) **SV:** Rivera (18)
The Yankees defeated Cincinnati, 5-3, at the Great American Ball Park…**Yankees batters** scored 4R in the top of the first…had just one extra-base hit in the game…**Yankees pitchers** did not allow any walks or extra-base hits…**RHP Ivan Nova** allowed just 1ER in a career-high 8.0IP (4H, 0BB, 7K, 1WP), earning the win and improving his record to 7-4…allowed singles to the first two Reds batters, then retired 23 of his next 26 batters faced…according to the *Elias Sports Bureau*, he joined Orlando Hernandez (9/14/98 vs. Boston, 9K) as the only Yankees *rookies* over the last 40 years to record at least 7K without walking a batter while earning a win…**3B Alex Rodriguez** (2-for-4) and **LF Andruw Jones** (1-for-3) each had RBI singles in the first…**RHP Mariano Rivera** recorded his 18th save of the season and his second in as many games, tossing 1.0 scoreless IP (1H, 1K).

Tuesday, June 21 42-29, 2nd,-1.0
at Cincinnati, Ppd. Rain (rescheduled for June 22)

Wednesday, June 22 - Game 1 of DH
at Cincinnati, Won, 4-2 43-29, 2nd, -0.5
WP: Garcia (6-6) **LP:** Leake (6-4) **SV:** Rivera (19)
In Game 1 of a doubleheader, **RHP Freddy Garcia** allowed just two unearned runs in 7.0IP (3H, 1BB, 4K) in the winning effort…**RF Nick Swisher** (0-for-4) and **2B Robinson Cano** (2-for-4) each had 1RBI in the third on a groundout and single, respectively…**1B Jorge Posada** (1-for-2) hit a tie-breaking two-run HR in the sixth, snapping a 126AB homerless stretch (second-longest of his career)…**3B Ramiro Pena** (0-for-3) made 3E, becoming the first Yankee with at least 3E in a game since Miguel Cairo on 7/7/07 vs. Los Angeles-AL.

Wednesday, June 22 - Game 2 of DH
at Cincinnati, Lost, 2-10 43-30, 2nd, -0.5
WP: Cueto (5-2) **LP:** Gordon (0-1) **SV:** None
In Game 2 of a doubleheader, Yankees batters tallied just 4H…**RHP Brian Gordon** made his second Major League start, allowing 4ER in 5.0IP (5H, 0BB, 1K, 3HR) in taking his first career loss…**RF Nick Swisher** (1-for-3) hit a second-inning solo HR…**3B Alex Rodriguez** (2-for-4) had an RBI-double in the eighth…**RHP Hector Noesi** allowed a career-high 6ER in 1.2IP of relief (8H, 1BB, 1K, 1HR).

Thursday, June 23
OFF DAY 43-30, 2nd, -0.5

Friday, June 24
vs. Colorado, Lost, 2-4 43-31, 2nd, -0.5
WP: Jimenez (3-7) **LP:** Burnett (7-6) **SV:** Street (23)
The Yankees lost, 4-2, vs. Colorado…marked their fourth consecutive loss to Colorado dating back to the last time they met (Colorado three-game sweep from 6/19-21/07 at Coors Field)…Yankees batters totaled just 5H…**RHP A.J. Burnett** started and took the loss, allowing 4ER in 6.1IP (7H, 5BB, 5K, 2HR, 1WP)…struck out four batters in the sixth inning (Nelson reached on a WP), becoming the first Yankee in franchise history to strike out more than three batters in an inning…**CF Curtis Granderson** (0-for-1) had 3BB…stole two bases for the fifth time in his career and first time since 9/29/08 w/ Detroit at Chicago-AL…**3B Alex Rodriguez** (1-for-3) drove in both Yankees runs with an RBI double in the first and a sac fly in the third.

Saturday, June 25
vs. Colorado, Won, 8-3 44-31, 1st, +0.5
WP: Sabathia (10-4) **LP:** Cook (0-3) **SV:** None
The Yankees defeated Colorado, 8-3, snapping their two-game losing streak…jumped out to a 2-0 lead after the first inning and a 5-0 lead after three innings…**LHP CC Sabathia** won his third straight start, limiting the Rockies to 1ER in 8.0IP (7H, 1BB, season-high-tying 9K) and becoming the Majors' first 10-game winner this season…marked Sabathia's 50th win as a Yankee…**3B Alex Rodriguez** (2-for-3) had 3RBI on a run-scoring first-

inning single and a two-run third-inning double…**DH Jorge Posada** (3-for-4) had a sixth-inning RBI double…**1B Mark Teixeira** (2-for-4) hit a two-run HR in the eighth, marking his team-leading 22nd home run of the season.

Sunday, June 26
vs. Colorado, Won, 6-4 **45-31, 1st, +0.5**
WP: Logan (2-2) **LP:** Belisle (5-3) **SV:** Rivera (20)
The Yankees defeated Colorado, 6-4, and improved to 7-5 all-time against the Rockies…came back from a 3-0 deficit after the top of the fifth…the Yankees bullpen tossed 3.0 scoreless innings…**RHP Ivan Nova** started and recorded a no-decision, allowing a career-high 3HR in 6.0IP (6H, 4ER, 3BB, 4K)…**RF Nick Swisher** (1-for-4) and **DH Jorge Posada** (1-for-2) hit back-to-back HRs in the fifth inning…**1B Mark Teixeira** (1-for-4) led off the eighth with a solo-HR, his 23rd HR of the season…**LHP Boone Logan** earned the win with 1.0 scoreless IP (1K), improving to 2-2 this season…**RHP Mariano Rivera** recorded his 20th save of the season, striking out the side in the ninth (1.0IP, 3K).

Monday, June 27
OFF DAY **45-31, 1st, +0.5**

Tuesday, June 28
vs. Milwaukee, Won, 12-2 **46-31, 1st, +1.5**
WP: Garcia (7-6) **LP:** Greinke (7-3) **SV:**None
The Yankees defeated Milwaukee at Yankee Stadium by a score of 12-2, despite being outhit, 11-10…according to the *Elias Sports Bureau*, it marked the first time the Yankees won a game by at least 10 runs while being outhit since an 11-1 victory on 5/24/51 vs. Detroit (DET-10H, NYY-9H)…were winning 7-0 after scoring two runs in the first and five in the second….**Yankees pitchers** did not walk any batters…**RHP Freddy Garcia** started and recorded his fifth win in his last seven starts, allowing 2ER in 6.0IP (8H, 0BB, 1K, 1HP)…**1B Mark Teixeira** (1-for-5) had 4RBI, including a two-run HR in the sixth…**RF Nick Swisher** (2-for-4) also had 4RBI on a three-run HR in the second and a run-scoring double in the eighth.

Wednesday, June 29
vs. Milwaukee, Won, 5-2 **47-31, 1st, +2.5**
WP: Burnett (8-6) **LP:** Marcum (7-3) **SV:** Rivera (21)
The Yankees defeated Milwaukee, 5-2, at Yankee Stadium…**RHP A.J. Burnett** allowed 2ER in 7.0IP (7H, 2BB, 4K), improving his record to 8-6 this season…marked his sixth home win of the year, his most single-season home wins since joining the Yankees prior to the 2009 season…**C Russell Martin** (1-for-3) hit a three-run HR in the four-run fourth inning…with the HR, Martin snapped a career-high 68AB stretch without an extra-base hit, according to *Elias*…**RHP Mariano Rivera** recorded his 21st save of the season with a scoreless ninth (1.0IP, 1K)…was his 1,011th career appearance, surpassing Roberto Hernandez for sole possession of 12th place on Baseball's all-time list.

Thursday, June 30
vs. Milwaukee, Won, 5-0 **48-31, 1st, +2.5**
WP: Sabathia (11-4) **LP:** Wolf (6-5) **SV:** None
The Yankees completed a three-game sweep vs. Milwaukee, marking their first sweep of the Brewers since 6/6-8/97 at Yankee Stadium…**LHP CC Sabathia** tossed 7.2 scoreless IP (6H, 2BB, 13K) and improved to 11-4…**2B Robinson Cano** (1-for-3) batted cleanup and had a two-run first-inning double…**1B Mark Teixeira** (1-for-4) hit his 300th career HR to lead off the third inning…**C Francisco Cervelli** (3-for-4) was the only Yankee to record a multi-hit game…had run-scoring singles in the third and eighth innings.

JULY 2011
YANKEES 16-11 • HOME 9-4 • ROAD 7-7
(thru games of 7/31)

Boston	66	40	.623	-
NEW YORK	**64**	**42**	**.604**	**2**
Tampa Bay	56	51	.523	10.5
Toronto	55	53	.509	12.0
Baltimore	42	63	.400	23.5

Friday, July 1
at New York-NL, Won, 5-1 **49-31, 1st, +2.5**
WP: Nova (8-4) **LP:** Niese (7-7) **SV:** None
The Yankees won their series opener at the Mets, 5-1…Yankees batters went 4-for-19 with RISP…seven Yankees pitchers appeared in the contest, marking the most Yankees pitchers to appear in a nine-inning game since 9/11/10 at Texas (also seven pitchers)…**RHP Ivan Nova** started and won his fourth straight decision, allowing 1ER in 5.0IP (7H, 2BB, 3K)…**1B Mark Teixeira** (1-for-3) doubled in two runs in the first inning…**2B Robinson Cano** (2-for-4) had a run-scoring double in the first…**SS Eduardo Nunez** (4-for-4) set a career high in hits…became the first Yankees rookie with four-or-more hits since Brett Gardner went 5-for-6 on 6/26/09 at the Mets, and the first Yankees shortstop other than Derek Jeter to record 4H in a game since Luis Sojo went 4-for-6 in an 11-1 win on 6/9/98 at Montreal.

Saturday, July 2
at New York-NL, Won, 5-2 **50-31, 1st, +2.5**
WP: Colon (6-3) **LP:** Gee (8-2) **SV:** None
The Yankees defeated the Mets, 5-2…the crowd of 42,042 set a Citi Field record…**Yankees batters** snapped a scoreless tie with four runs in the sixth…**RHP Bartolo Colon** was reinstated from the D.L. prior to the game and made the start, tossing 6.0 scoreless IP (5H, 0BB, 6K) and notching his fourth straight win…**CF Curtis Granderson** (1-for-3) accounted for the game's first run with a sixth-inning solo HR…three batter later, **2B Robinson Cano** (1-for-4) hit a two-run triple before scoring on a **RF Nick Swisher** (0-for-2) sac fly…**SS Eduardo Nunez** (3-for-4) had two doubles and a ninth-inning solo HR…**RHP Cory Wade** pitched the seventh and eighth, tossing 2.0 scoreless IP (2H).

Sunday, July 3
at New York-NL, Lost, 2-3 **50-32, 1st, +1.5**
WP: Rodriguez (2-2) **LP:** Ayala (1-2) **SV:** None
The Yankees had their seven-game wininng streak come to an end with a 3-2, 10-inning loss at Citi Field…**RHP Freddy Garcia** limited the Mets to 1ER on 6H in 7.0IP with no walks and 1K, exiting with a 2-1 lead…**RHP Mariano Rivera** was charged with his fourth blown save of the season (one shy of his total from all of last year), allowing 1ER on 2H in the ninth (1BB, 1K) to tie the game…**LF Brett Gardner** (2-for-4) recorded his fifth triple of the season and scored the go-ahead run on an eighth-inning sacrifice fly by **CF Curtis Granderson** (0-for-3)…**2B Robinson Cano** (2-for-4) doubled, tripled and scored a run.

Monday, July 4
at Cleveland, Lost, 3-6 **50-33, 1st, +1.5**
WP: Tomlin (10-4) **LP:** Burnett (8-7) **SV:** Perez (20)
The Yankees lost their series opener at Cleveland, 6-3…were held hitless over the first six innings…**RHP A.J. Burnett** suffered the loss, allowing 4ER in 7.0IP (4H, 4BB, 6K, 1HR, 1WP)…surrendered back-to-back two-out hits – including a three-run HR – in the seventh to plate all four runs…had allowed just 2H over his first 6.2IP of

the game…**RHP Cory Wade** (1.0IP, 2H, 2ER, 1K) allowed a two-run HR in the eighth – his first runs surrendered as a Yankee…**RF Nick Swisher** (1-for-4) drove in the game's first runs with a two-run double in the seventh…**CF Curtis Granderson** (1-for-3) hit a solo HR in the eighth, his second homer in his last three games.

Tuesday, July 5
at Cleveland, Won, 9-2 51-33, 1st, +1.5
WP: Sabathia (12-4) **LP:** Carrasco (8-5) **SV:** None
The Yankees returned to the win column with a 9-2 victory at Cleveland…tallied 17H, with eight different Yankees recording multi-hit games…scored 5R in the second inning…**LHP CC Sabathia** tossed 7.0 shutout innings and struck out 11 batters for his Major League-leading 12th win of the season…**CF Curtis Granderson** (3-for-6) collected his ninth career multi-homer game with a two-run HR and solo HR…**SS Derek Jeter** (2-for-6) recorded a pair of hits to leave him 4H shy of 3,000.

Wednesday, July 6
at Cleveland, Lost, 3-5 51-34, 1st, +0.5
WP: Masterson (7-6) **LP:** Hughes (0-2) **SV:** Perez (21)
The Yankees lost the rubber game of their series at Cleveland, 5-3…the Yankees had just five baserunners through the first eight innings (3H, 2BB), before scoring all three runs in the ninth…**RHP Phil Hughes** was reinstated from the disabled list prior to the game and made his first start since 4/14, allowing 2ER on 6H in 5.0IP (2BB, 2K, 1WP)…**3B Alex Rodriguez** (2-for-4) recorded the Yankees' only multi-hit effort and scored their first run of the game…**2B Robinson Cano** (1-for-4), extended his hitting streak to 10 games with a ninth-inning single…**SS Derek Jeter** (1-for-3) had an eighth-inning double, leaving him 3H shy of 3,000 for his career.

Thursday, July 7
vs. Tampa Bay, Lost, 1-5 51-35, 2nd, -0.5
WP: Niemann (4-4) **LP:** Colon (6-4) **SV:** None
The Yankees lost their second straight game, falling, 5-1, vs. Tampa Bay…snapped their season-high five-game home winning streak…were 1-for-15 with runners on base…**2B Robinson Cano** (2-for-4) hit a solo home run in the sixth for the Yankees' lone run of the game…**SS Derek Jeter** (1-for-5) doubled in his first at-bat for career hit No. 2,998…**DH Jorge Posada** (1-for-3) played in his 1,785th career game, tying Don Mattingly for ninth place on the Yankees' all-time list…**RHP Bartolo Colon** (5.2IP, 10H, 5ER, 4BB, 1K, 2HR) lost for the first time since 5/23 vs. Toronto, snapping his four-game winning streak…marked his most hits allowed since 6/19/07 w/Los Angeles-AL vs. Houston (11H).

Friday, July 8 – 51-35, 2nd, -1.0
vs. Tampa Bay, Ppd. Rain (rescheduled for Sept. 22)

Saturday, July 9
vs. Tampa Bay, Won, 5-4 52-35, 2nd, -1.0
WP: Robertson (2-0) **LP:** Peralta (2-4) **SV:** Rivera (22)
The Yankees defeated the Rays, 5-4…**SS Derek Jeter** (5-for-5) recorded his 3,000th career hit (solo HR in the third inning off David Price) and tied his career high for hits in a game (third time)…also became the first Yankee to record 5H in a game at the current Yankee Stadium…drove in the game-winning run with his eighth-inning RBI single…**RHP A.J. Burnett** held the Rays to 3ER on 3H in 5.2IP (3BB, season-high 9K, 2HR) in a no-decision…allowed just 1H over his first 13 batters faced, with 7K.

Sunday, July 10
vs. Tampa Bay, Won, 1-0 53-35, 2nd, -1.0
WP: Sabathia (13-4) **LP:** Shields (8-7) **SV:** None
The Yankees won their final game of the first half with a 1-0 victory vs. Tampa Bay, marking their fourth shutout of the season…was the first Major League game in which both starting pitchers tossed a complete game without either allowing an earned run since 9/14/02 (a 1-0 Oakland win vs. Seattle)…the 2 hour, 11 minute, game time tied the Yankees' shortest of the season…marked just the fifth time since 1930 the Yankees have won a 1-0 game on an unearned run (also 9/2/01 at Boston; 5/24/68 vs. Chicago-AL; 8/4/52 at Washington and 7/23/43 vs. St. Louis)…**LHP CC Sabathia** tossed his 12th career shutout (9.0IP, 4H, 1BB, 9K)…**2B Robinson Cano** (1-for-3) scored the game's only run on a James Shields throwing error on a pickoff attempt at third base after advancing to third on B.J. Upton's two-base throwing error.

All-Star Break (July 11-13) 53-35, 2nd, -1.0

Thursday, July 14
at Toronto, Lost, 7-16 53-36, 2nd, -1.5
WP: Reyes (5-7) **LP:** Colon (6-5) **SV:** None
The Yankees lost their first game after the All-Star break, 16-7, at Toronto…marked their most runs allowed since a 16-11 loss at Boston on 4/25/09…also surrendered 20H, their most since 4/18/09 (25H in a 22-8 loss vs. Cleveland)…allowed 8R in the first inning, their most allowed in any inning since 4/18/09 vs. Cleveland (14R seventh inning), and their most allowed in the first frame since 6/18/00 vs. Chicago-AL (9R)…marked the Yankees' largest margin of defeat this season…**RHP Bartolo Colon** left after 0.2IP (6H, 8R, 3ER, 2BB), matching his shortest career start (also 4/9/97 w/Cleveland at Seattle, 0.2IP, 6ER)…**DH Andruw Jones** (2-for-3) collected his 42nd career multi-homer game.

Friday, July 15
at Toronto, Lost, 1-7 53-37, 2nd, -1.5
WP: Morrow (6-4) **LP:** Garcia (7-7) **SV:** None
The Yankees lost their second straight game to open the second half, falling, 7-1, at Toronto…**DH Jorge Posada** (1-for-4) played in his 1,789th career game, tying Bill Dickey for eighth place on the Yankees' all-time list…**3B Eduardo Nunez** (2-for-4) drove in the Yankees' only run of the game in the second inning…**RF Nick Swisher** (2-for-4) recorded the Yankees' only other multi-hit game…**RHP Freddy Garcia** suffered the loss, allowing 6R (5ER) in 5.0IP (7H, 4BB, 5K).

Saturday, July 16
at Toronto, Won, 4-1 54-37, 2nd, -1.5
WP: Sabathia (14-4) **LP:** Romero (7-9) **SV:** Rivera (23)
The Yankees snapped their two-game losing streak to start the "second half" with a 4-1 win at Toronto…**LHP CC Sabathia** won his seventh straight start, holding the Blue Jays to 1ER on 3H in 8.0IP (3BB, 8K) for his Major League-leading 14th win of the season…allowed a first-inning run to snap his career-long scoreless stretch at 23.2IP, the longest scoreless stretch by a Yankees starter since Tom Underwood (24.2IP) in May 1980…**CF Brett Gardner** (3-for-4) doubled twice with 1R and 1SB…**SS Derek Jeter** (2-for-5) tied Al Kaline (3,007) for 26th place on Baseball's all-time hits list…**RHP Mariano Rivera** (1.0IP, 2H, 2K) recorded his 23rd save of the season.

Sunday, July 17
at Toronto, Won, 7-2 **55-37, 2nd, -1.5**
WP: Hughes (1-2) **LP:** Villanueva (5-2) **SV:** None
The Yankees won their series finale at Toronto, 7-2…went 5-for-8 with runners in scoring position…scored four runs in the third inning…**RHP Phil Hughes** earned his first win of the season, tossing a season-high 6.0IP (4H, 2ER, 2BB, 5K)…**Yankees relievers** combined for 3.0 perfect innings (5K)…**LF Brett Gardner** (3-for-4) hit leadoff and reached base four times (3 singles,1BB), scoring three runs…**CF Curtis Granderson** (2-for-5) doubled and had 3RBI.

Monday, July 18
at Tampa Bay, Won, 5-4 **56-37, 2nd, -1.5**
WP: Robertson (3-0) **LP:** Torres (0-1) **SV:** Rivera (24)
The Yankees won the series opener at Tampa Bay, 5-4, coming back from a 4-1 second-inning deficit…marked their 19th come-from-behind win this season, and sixth by at least 3R (one shy of their 2010 total)…scored two runs in the eighth to tie, then **C Russell Martin** (1-for-4) drew a bases-loaded walk in the ninth for the game-winning run…marked the Yankees' third win this season when trailing after seven innings (also 4/14 vs. Baltimore and 5/24 vs. Toronto)…**CF Curtis Granderson** (2-for-3) reached base four times (also 2BB), scoring twice…**RHP A.J. Burnett** allowed 3ER in 5.1IP with a season-high 6BB (4R, 8H, 4K) in the no-decision…**RHP Mariano Rivera** (1.0IP, 1K) picked up his 24th save of the season and 26th straight against the Rays.

Tuesday, July 19
at Tampa Bay, Lost, 2-3 **56-38, 2nd, -1.5**
WP: Hellickson (9-7) **LP:** Colon (6-6) **SV:** Peralta (1)
The Yankees had their three-game winning streak come to an end with a 3-2 loss at Tropicana Field…led 2-1 after the sixth…**2B Robinson Cano** (1-for-4) accounted for both of the Yankees' runs with a third-inning opposite-field, two-run home run…snapped a 41-inning homerless drought for the Yankees…**RHP Bartolo Colon** (6.1IP, 5H, 3R, 2ER, 2BB, 9K) lost his third straight start…marked his most strikeouts since 4/26/07 w/Anaheim vs. Tampa Bay (11K)…tossed 105 pitches, marking his most since a 107-pitch effort on 7/18/07 w/Anaheim at Tampa Bay.

Wednesday, July 20
at Tampa Bay, Won, 4-0 **57-38, 2nd, -1.5**
WP: Garcia (8-7) **LP:** Price (9-8) **SV:** None
The Yankees returned to the win column with a 4-0 win at Tampa Bay…was their fifth shutout of the season, second on the road (also 5-0 on 5/30 at Oakland) and 18th all time vs. Tampa Bay…held the Rays hitless in 6AB with RISP…**RHP Freddy Garcia** tossed 6.2 scoreless innings (8H, 0BB, 7K) for his eighth win of the season…did not walk a batter for the third time in his last four starts…**CF Curtis Granderson** (1-for-3) plated the first two runs of the game with his first-inning HR…**3B Eduardo Nunez** (1-for-3) completed the scoring with a two-run single in the top of the ninth.

Thursday, July 21
at Tampa Bay, Lost, 1-2 **57-39, 2nd, -2.0**
WP: Shields (9-8) **LP:** Sabathia (14-5) **SV:** Farnsworth (19)
The Yankees fell, 2-1, in the series finale at Tampa Bay…**LHP CC Sabathia** suffered the complete-game loss, limiting the Rays to 2ER on 5H in 8.0IP (4BB, 8K, 1HR)…snapped his seven-game winning streak…**2B Robinson Cano** (2-for-3) drove in the lone Yankees run with an eighth-inning double…**SS Derek Jeter** (1-for-3) doubled in the eighth for his 3,010th career hit, tying Wade Boggs for 25th on Baseball's all-time list.

Friday, July 22
vs. Oakland, Won, 17-7 **58-39, 2nd, -2.0**
WP: Noesi (2-0) **LP:** Cahill (8-9) **SV:** None
The Yankees began their 10-game homestand with a 17-7 win vs. Oakland…scored 17 runs, their most since a 20-11 win on 8/21/09 at Boston…marked their most runs scored in a game in the Bronx since an 18-7 win vs. Texas on 7/2/08…scored 9R on 7H in the third inning…the first six Yankees that came to the plate that inning reached base and scored… **RF Nick Swisher** (3-for-4) hit a 3-run HR and tied his career high with 5RBI (fifth time)…**DH Mark Teixeira** (1-for-4) hit his sixth career grand slam…**PH/3B Brandon Laird** (1-for-1) made his Major League debut as a pinch hitter for Derek Jeter in the seventh inning, drawing a walk…singled in a run in the eighth inning (in his first career AB) off Craig Breslow for his first Major League hit and RBI…**SS Derek Jeter** (2-for-3) singled in the second for career hit No. 3,011, surpassing Wade Boggs (3,010) for sole possession of 25th place on Baseball's all-time list.

Saturday, July 23
vs. Oakland, Lost, 3-4 **58-40, 2nd, -3.0**
WP: Harden (2-1) **LP:** Burnett (8-8) **SV:** Bailey (11)
The Yankees fell short in their comeback attempt, in a 4-3 loss vs. Oakland…stranded the game-tying run on third base in the ninth…snapped their 11-game winning streak against the A's…both teams combined to go 3-for-23 with runners in scoring position, stranding a combined 23 runners on base…**RHP A.J. Burnett** (5.2IP, 6H, 3ER, 3BB, 6K, 1HR, 1HP) took the loss and fell to 8-8…**RF Nick Swisher** (1-for-2) hit his second home run in as many days…**SS Derek Jeter** (3-for-4) reached base four times (also 1BB).

Sunday, July 24
vs. Oakland, Won, 7-5 **59-40, 2nd, -3.0**
WP: Colon (7-6) **LP:** Gonzalez (9-7) **SV:** Rivera (25)
The Yankees won the series finale against the A's, 7-5…**CF Curtis Granderson** (1-for-5) hit his team-leading 27th home run of the season, and 11th off an LHP…**SS Eduardo Nunez** (2-for-4) had a two-run single in the fourth inning to give the Yankees the lead for good…**RHP Bartolo Colon** (7.0IP, 8H, 2ER, 1BB, 4K) won a start for the first time after the All-Star break since 2005…**RHP Mariano Rivera** (1.1IP, 4H, 1ER) earned his 25th save of the season and first of more than 1.0IP in 2011.

Monday, July 25
vs. Seattle, Won, 10-3 **60-40, 2nd, -2.0**
WP: Garcia (9-7) **LP:** Vargas (6-9) **SV:** None
The Yankees won their second straight game, with a 10-3 victory vs. Seattle…extended the Mariners' losing streak to 16 games…scored five runs in the fourth inning…six of their 11 hits went for extra bases…**RHP Freddy Garcia** (7.2IP, 8H, 3ER, 1BB, 5K) had his longest outing since 9/20/09 w/Chicago-AL vs. Kansas City (8.0IP)…extended his career-long homerless streak to 53.2IP…**1B Mark Teixeira** (2-for-4) hit his 27th home run of the season, tying Curtis Granderson for the team lead…**SS Derek Jeter** (2-for-5) tripled and homered in the same game for the fifth time in his career (last done on 4/30/10 vs. Chicago-AL)…**LHP Steve Garrison** made his Major League debut, retiring both of his batters faced.

Tuesday, July 26
vs. Seattle, Won, 4-1 **61-40, 2nd, -2.0**
WP: Sabathia (15-5) **LP:** Fister (3-12) **SV:** Rivera (26)
The Yankees defeated the Mariners, 4-1, extending Seattle's losing streak to 17 games…endured two rain separate delays (30 minutes and 14 minutes)…three Yankees pitchers (Sabathia, Robertson, Rivera) combined

to hold the M's to 1H and four total baserunners while tying a franchise high with 18K…according to the *Elias Sports Bureau*, the Yankees became the second team in the Modern Era (since 1900) to limit an opponent to 1H or fewer and strikeout at least 18 batters (also CHC, 6/5/98 vs. HOU)…**LHP CC Sabathia** (7.0IP, 1H, 1ER, 3BB, 14K) became the Majors' first 15-game winner, recording a career high in strikeouts…marked the most strikeouts by a Yankees left-hander since David Wells in 1997 (16K)…**RHP Mariano Rivera** (1.0IP, 2K) tossed a perfect ninth for his 26th save…**CF Curtis Granderson** (1-for-4) and **1B Mark Teixeira** (2-for-4) each hit their team-leading 28th homers of the season.

Wednesday, July 27
vs. Seattle, Lost, 2-9 61-41, 2nd, -3.0
WP: Hernandez (9-9) **LP:** Hughes (1-3) **SV:** None
The Yankees had their three-game winning streak snapped with a 9-2 loss vs. Seattle…snapped the Mariners' franchise-record 17-game losing streak…allowed 17H, their most surrendered at home since 4/18/09 vs. Cleveland (25H)…**RHP Phil Hughes** suffered his third loss, allowing 2ER on 9H in 6.0IP (1BB, 3K) and remaining winless at Yankee Stadium in 2011…**CF Curtis Granderson** (1-for-4) doubled and scored 1R.

Thursday, July 28
OFF DAY 61-41, 2nd, -2.5

Friday, July 29
vs. Baltimore, Lost, 2-4 61-42, 2nd, -2.5
WP: Guthrie (5-14) **LP:** Burnett (8-9) **SV:** Gregg (17)
The Yankees lost their second straight game, falling, 4-2, vs. Baltimore…snapped their six-game winning streak vs. the Orioles to start the season…went 1-for-9 with runners in scoring position, stranding a runner in scoring position four times (third, fourth, eighth and ninth innings)…**RHP A.J. Burnett** allowed 4ER in 8.0IP with 10K (5H, 2BB, 2HR) in the losing effort to remain winless in July…recorded his most strikeouts since 9/23/09 at Los Angeles-AL (11K)…all five of his hits allowed went for extra bases, becoming the second Yankees pitcher in the live ball era (since 1920) to toss at least 8.0IP and allow at least 5H – *all of which went for extra bases*: also Catfish Hunter on 6/24/77 vs. Boston (8.2IP, 5H – 2 doubles and 3HR)…**1B Mark Teixeira** (1-for-4) hit his team-leading 29th home run of the season…**DH Jorge Posada** (2-for-2) reached base four times (also 2BB).

Saturday, July 30 – Game 1 of DH
vs. Baltimore, Won, 8-3 62-42, 2nd, -2.0
WP: Colon (8-6) **LP:** Tillman (2-4) **SV:** None
The Yankees won the first game of their doubleheader vs. Baltimore, 8-3…six different Yankees batters had at least 1RBI and six different Yankees scored at least 1R…went 4-for-9 with runners in scoring position**…Yankees No. 5-9 batters**: 10-for-19 (.526) with 6R, 2 doubles, 1HR and 6RBI…**RHP Bartolo Colon** allowed 2ER in 5.0IP (5H, 2BB, 6K, 1HP) in winning his second straight start…**CF Brett Gardner** (1-for-5) had a two-run single…**LF Chris Dickerson** (2-for-4) scored 1R with 1RBI.

Saturday, July 30 – Game 2 of DH
vs. Baltimore, Won, 17-3 63-42, 2nd, -2.0
WP: Nova (9-4) **LP:** Britton (6-8) **SV:** None
The Yankees won the second game of their doubleheader vs. Baltimore, 17-3…recorded their most hits (24) since 7/22/07 vs. Tampa Bay (25H)…scored 12 runs in the first inning, marking their most first-inning runs in franchise history…marked their most runs in any inning since a 13-run eighth inning on 6/21/05 win vs. Tampa Bay…**RHP Ivan Nova** was recalled prior to the game and earned his fifth straight winning decision, limiting the Orioles to 2ER in 7.0IP (6H, 1BB, 6K, 1HR)…**2B Robinson Cano** (5-for-5) set a career high in hits and drove in five runs – all within the first six innings…**SS Derek Jeter** (2-for-6) tied Rafael Palmeiro (3,020) for 24th place on Baseball's all-time hits list.

Sunday, July 31
vs. Baltimore, Won, 4-2 64-42, 2nd, -2.0
WP: Garcia (10-7) **LP:** Arrieta (10-8) **SV:** Rivera (27)
The Yankees took the series finale vs. Baltimore, 4-2…**RHP Freddy Garcia** held the Orioles to 2ER on 5H in 6.0IP (2BB, 6K)…struck out five of his first eight batters faced…extended his career-long homerless stretch to 59.2IP…**LF Brett Gardner** (1-for-5) had a bases-clearing triple in the fourth inning…**RHP David Robertson** tossed 1.1 scoreless innings of relief, striking out the side in the eighth (3K)…**RHP Mariano Rivera** tossed a perfect ninth for his 27th save (1.0IP)…**SS Derek Jeter** (0-for-1) left the game in the bottom of the fourth with a bruised right middle finger after getting hit in the right hand by a pitch in the third inning (X-rays were negative).

AUGUST 2011
YANKEES 17-11 • HOME 4-4 • ROAD 13-7
(thru games of 8/31)

Boston	83	52	.615	-
NEW YORK	**81**	**53**	**.604**	**1.5**
Tampa Bay	74	61	.548	9.0
Toronto	68	68	.500	15.5
Baltimore	54	80	.403	28.5

Monday, August 1
at Chicago-AL, Won, 3-2 65-42, 2nd, -1.0
WP: Sabathia (16-5) **LP:** Peavy (4-5) **SV:** Rivera (28)
The Yankees won their fourth straight game, defeating Chicago-AL, 3-2…**LHP CC Sabathia** held the White Sox to 2ER in 8.0IP, surrendering both runs on an Alexei Ramirez fourth-inning home run (10H, 0BB, 6K, 1HR)…induced three inning-ending double plays…**RHP Mariano Rivera** tossed a perfect ninth for his 28th save of the season (1.0IP, 1K)…**CF Curtis Granderson** (2-for-4) doubled twice, scored two runs and drove in one run.

Tuesday, August 2
at Chicago-AL, Won, 6-0 (7 inn.) 66-42, 2nd, -1.0
WP: Hughes (2-3) **LP:** Danks (4-9) **SV:** None
The Yankees recorded a 6-0 win at Chicago-AL in a rain-shortened contest called in the middle of the seventh inning…**RHP Phil Hughes** was credited with his first career shutout, limiting the White Sox to 3H with no walks and 4K in 6.0 scoreless innings…**1B Mark Teixeira** (3-for-4) recorded his 32nd career multi-homer game, hitting home runs from both sides of the plate for the Major League-record 12th time in his career…**SS Derek Jeter** (2-for-4) broke a tie with Rafael Palmeiro (3,020) for sole possession of 24th place on Baseball's all-time hits list.

Wednesday, August 3
at Chicago-AL, Won, 18-7 67-42, 2nd, -1.0
WP: Wade (2-0) **LP:** Floyd (9-10) **SV:** None
The Yankees scored a road-game season-high in runs in an 18-7 win at Chicago-AL…collected 23H with eight extra-base hits, and each starter hitting safely and scoring at least one run…Yankees 1-3 hitters (Gardner, Jeter and Granderson) combined to go 12-for-17 with 10R, 2 doubles, 1 triple and 7RBI…**SS Derek Jeter**

(5-for-6) matched his career high in hits (fourth time, second this season) and scored 4R…surpassed Lou Brock (3,023) for 23rd place on Baseball's all-time hits list…**LF/CF Brett Gardner** (3-for-5) scored a career-high 4R…**CF Curtis Granderson** (4-for-6) matched a career high with 5RBI (fourth time)…**3B Eric Chavez** (3-for-6) hit a two-run HR in the third, his first home run as a Yankee…**RHP A.J. Burnett** did not draw a decision, allowing 7ER on a career-high 13H (0BB, 3K, 1HR)…**Yankees relievers** (Wade, Ayala and Soriano) combined to allow just 1H in 4.2 scoreless IP.

Thursday, August 4
at Chicago-AL, Won, 7-2 **68-42, T1st, ---**
WP: Nova (10-4) **LP:** Humber (8-8) **SV:** None
The Yankees completed a four-game sweep at Chicago-AL with a 7-2 win, extending their winning streak to seven games…**RHP Ivan Nova** held the White Sox to 1ER on 6H in 7.2IP with no walks and a career-high 10K for his 10th win of the season…**C Russell Martin** (1-for-3) hit a three-run HR in the ninth and drove in four runs…**2B Robinson Cano** (2-for-3) hit a solo HR in the first, his second homer in as many days.

Friday, August 5
at Boston, Won, 3-2 **69-42, 1st, +0.5**
WP: Logan (3-2) **LP:** Lester (11-5) **SV:** Rivera (29)
The Yankees extended their winning streak to a season-high eight games with Friday's 3-2 win at Boston…**RHP Bartolo Colon** started and allowed 6H and 2ER in 4.2IP (1BB, 2K, 1HR) in his first August appearance since 8/30/05 w/ Los Angeles vs. Oakland…**SS Derek Jeter** (1-for-4) scored his 1,742nd career run in the sixth inning, surpassing Honus Wagner (1,741) for sole possession of 21st place on Baseball's all-time runs scored list…**RHP Mariano Rivera** (1.0IP, 1H, 2K) tossed a scoreless ninth for his 29th save…was his 1,022nd career appearance, tying Jose Mesa and Lee Smith for 10th place on Baseball's all-time games pitched list…the Yankees' bullpen (**LHP Boone Logan** and **RHPs Cory Wade**, **Rafael Soriano**, **David Robertson** and **Rivera**) combined to toss 4.1 scoreless innings (2H, 5K).

Saturday, August 6
at Boston, Lost, 4-10 **69-43, T1st, ---**
WP: Logan (10-8) **LP:** Sabathia (16-6) **SV:** None
The Yankees had their season-high eight game winning streak come to an end with a 10-4 loss at Boston…**LHP CC Sabathia** fell to 0-4 against the Red Sox this season, allowing a season-high 7ER in 6.0IP (9H, 1BB, 6K, 1HR)…**1B Mark Teixeira** (1-for-4) hit his 32nd home run of the season…**C Francisco Cervelli** (3-for-4) tied his season high in hits (fourth time).

Sunday, August 7
at Boston, Lost, 2-3 (10 inn.) **69-44, 2nd, -1.0**
WP: Bard (2-5) **LP:** Hughes (2-4) **SV:** None
The Yankees wrapped up their road trip with a 3-2 "walk-off" loss in 10 innings at Fenway Park…went 0-for-10 with runners in scoring position…**RHP Freddy Garcia** held the Red Sox to 1ER and 5H in 5.0IP (3BB, 1K) in the no-decision…**RHP Mariano Rivera** blew his fifth save of the season, matching his total from all of last year (1.0IP, 1H, 1ER)…**RHP Phil Hughes** (0.1IP, 2H, 1ER, 1BB) made his first relief appearance of the season, surrendering the game-winning hit…**LF Brett Gardner** (3-for-5) and **3B Eduardo Nunez** (1-for-4) each hit a solo home run, accounting for both of the Yankees' runs.

Monday, August 8
OFF DAY **69-44, 2nd, -1.5**

Tuesday, August 9
vs. Los Angeles-AL, Lost, 4-6 **69-45, 2nd, -2.5**
WP: Downs (6-2) **LP:** Rivera (1-2) **SV:** Walden (26)
The Yankees lost their third straight game, falling, 6-4 vs. Los Angeles-AL…**RHP A.J. Burnett** allowed 4ER – all in the sixth inning – in 6.0IP (7H, 3BB, 6K, 1HR, 1WP) to remain winless for the seventh straight start…the Yankees scored three runs in the seventh to tie the game, including a two-out, two-run single by **SS Derek Jeter** (1-for-4)…**CF Curtis Granderson** (1-for-5) hit his 29th HR of the season, but was also caught stealing second in the ninth to end the game…**RHP Mariano Rivera** (1.0IP, 2H, 2ER, 1HR) entered a tie game in the ninth and allowed a go-ahead two-run HR to Bobby Abreu, his first homer surrendered at Yankee Stadium since 5/16/10 vs. Minnesota (Kubel grand slam).

Wednesday, August 10
vs. Los Angeles-AL, Won, 9-3 **70-45, 2nd, -1.5**
WP: Nova (11-4) **LP:** Richards (0-1) **SV:** None
The Yankees snapped their three-game losing streak with a 9-3 win vs. Los Angeles-AL, defeating Garrett Richards in his Major League debut…**RHP Ivan Nova** recorded his 11th win of the season, holding the Angels to 3ER on 5H in 6.0IP (3BB, 1HR)…did not strike out a batter in a start for just the second time in his career (also 9/3/10 vs. Toronto)…**CF Curtis Granderson** (2-for-3) recorded his 10th career multi-HR game, third this season…gave him a single-season career-high 31HR…**2B Robinson Cano** (3-for-4) finished a single shy of the cycle.

Thursday, August 11
vs. Los Angeles-AL, Won, 6-5 **71-45, 2nd, -1.0**
WP: Soriano (2-1) **LP:** Rodney (2-4) **SV:** Rivera (30)
The Yankees took the series finale vs. Los Angeles-AL with a 6-5 win…scored all six runs on home runs…**2B Robinson Cano** (3-for-4) hit his fifth career grand slam…came following a two-out error by the Angels to load the bases…was his 20th HR of the season…**CF Curtis Granderson** (1-for-4) homered for the fourth time in three games…**RHP Bartolo Colon** started and tossed 6.0 innings in the no-decision, holding the Angels to 2ER (coming on an Alberto Callaspo HR) on 5H with 2BB and 3K…**RHP Rafael Soriano** earned the win with 1.0 scoreless inning of relief…**RHP Mariano Rivera** earned his 30th save of the season, despite allowing a three-run HR to Russell Branyan on his first pitch.

Friday, August 12
vs. Tampa Bay, Lost, 1-5 **71-46, 2nd, -2.0**
WP: Price (10-10) **LP:** Sabathia (16-7) **SV:** None
The Yankees had their two-game winning streak snapped, falling, 5-1, vs. Tampa Bay…had just one extra-base hit in the game (**RF Andruw Jones** RBI double in the fourth)…**LHP CC Sabathia** allowed a career-high 5HR – all solo HRs – in 8.0IP (10H, 5ER, 0BB, 7K, 5HR), losing his second straight start…tied the franchise record for most homers allowed in a game (sixth time).

Saturday, August 13
vs. Tampa Bay, Won, 9-2 **72-46, 2nd, -1.0**
WP: Hughes (3-4) **LP:** Hellickson (10-8) **SV:** None
The Yankees returned to the win column with a 9-2 win vs. Tampa Bay…the top five hitters in the lineup each recorded multi-hit games, combining to go 10-for-22 with 6R…**RHP Phil Hughes** earned his third win of the season, holding the Rays to 2ER on 4H in 6.0IP (1BB, 6K, 1HR)…**DH Jorge Posada** (3-for-5) made his first start since 8/6, hit his 10th career grand slam and drove in six runs…**CF Curtis Granderson** (2-for-4) hit his 33rd HR of the season tying Jose Bautista for the Major League lead…prior to the game, the Yankees presented **SS Derek Jeter** with a statue and other gifts to commemorate his 3,000th hit.

Sunday, August 14
vs. Tampa Bay, Ppd. Rain **72-46, 2nd, -0.5**

Monday, August 15
at Kansas City, Won, 7-4 **73-46, T1st, ---**
WP: Burnett (9-9) **LP:** Paulino (1-9) **SV:** Rivera (31)
The Yankees won their second straight game, starting their road trip with a 7-4 win at Kansas City…moved into a tie for first place in the AL East…had 21AB with runners in scoring position (6-for-21)…scored four runs with two outs…**LF Brett Gardner** (2-for-4) and **SS Derek Jeter** (3-for-4) – batting first and second, respectively – combined to go 5-for-8 with 2R and 5RBI…Jeter's two-run triple in the sixth gave the Yankees the lead for good…**RHP A.J. Burnett** (5.2IP, 10H, 3ER, 1BB, 2K) snapped a seven-start winless stretch and earned his first August win as a Yankee…**RHP Mariano Rivera** recorded his 31st save with a perfect ninth.

Tuesday, August 16
at Kansas City, Won, 9-7 **74-46, 1st, +0.5**
WP: Nova (12-4) **LP:** Duffy (3-7) **SV:** Rivera (32)
The Yankees won their third straight game with a 9-7 win at Kansas City…overcame two two-run deficits (down 2-0 after the first and 5-3 after the third)…scored 5R in the fourth inning…went 6-for-12 with runners in scoring position…the top four Yankees hitters (Jeter, Granderson, Teixeira and Cano) combined to go 6-for-18 with 7R and 7RBI…**2B Robinson Cano** (2-for-5) hit a three-run home run in the fourth to break a 5-5 tie…**RHP Ivan Nova** won his eighth straight decision, despite allowing a career-high 7ER (5.1IP, 9H, 1BB, 2K, 1HR)…**RHP Mariano Rivera** (1.0IP, 2K) collected his 591st career save and 27th straight against Kansas City.

Wednesday, August 17
at Kansas City, Lost, 4-5 **74-47, 1st, +0.5**
WP: Chen (8-5) **LP:** Colon (8-7) **SV:** Soria (22)
The Yankees had their three-game winning snapped with a 5-4 loss at Kansas City…lost to Bruce Chen for the first time since 2005…fell short in their ninth-inning comeback, scoring 1R before **DH Jorge Posada** (0-for-2) struck out looking with the bases loaded to end the game…**RHP Bartolo Colon** took the loss, allowing 5ER (four in the third) in 5.0IP (7H, 2BB, 4K, 2HR)…**SS Derek Jeter** (4-for-5) collected his fifth game of four-or-more hits in 2011…**CF Curtis Granderson** (3-for-4) hit his team-leading 34th HR in the first.

Thursday, August 18
at Minnesota, Won, 8-4 **75-47, 1st, +0.5**
WP: Sabathia (17-7) **LP:** Duensing (8-12) **SV:** None
The Yankees won the series opener at Minnesota, 8-4…collected 15H, including six extra-base hits (2 doubles, 1 triple, 3HR)…six different Yankees had multi-hit games…**DH Nick Swisher** (1-for-4) and **RF Andruw Jones** (2-for-4) hit back-to-back homers in the fifth, with Jones' HR reaching the third deck…**CF Curtis Granderson** (3-for-5) collected his 10th triple of the season to match Jerry Mumphrey (1982) for most triples by a Yankee in a single season since 1980…also recorded two OF assists…**2B Robinson Cano** (1-for-5) extended his hitting streak to 10 games…**LHP CC Sabathia** earned his 17th win of the season, holding the Twins to 4R/3ER in 7.0IP (10H, 1BB, 9K)…**RHP David Robertson** (1.0IP, 1K) tossed his 26th consecutive scoreless road outing to begin the season, setting a Major League record.

Friday, August 19
at Minnesota, Won, 8-1 **76-47, 1st, +0.5**
WP: Hughes (4-4) **LP:** Slowey (0-1) **SV:** None
The Yankees won their second straight game, defeating Minnesota, 8-1, at Target Field…limited Twins batters to only 2H, their fewest allowed in a road game since 4/10/10 at Tampa Bay 2H in a 10-0 win…**RHP Phil Hughes** earned his fourth win, holding the Twins to just 2H and 1ER (on a first-inning solo HR) in a season-high 7.2IP (3BB, 2K)…**C Russell Martin** (3-for-4) recorded his fourth career multi-homer game (third this season), scoring 2R with 3RBI…**1B Mark Teixeira** (2-for-4) had two doubles and drove in three runs, giving him 1,000 career RBI.

Saturday, August 20
at Minnesota, Lost, 2-9 **76-48, 1st, +0.5**
WP: Liriano (9-9) **LP:** Burnett (9-8) **SV:** None
The Yankees had their two-game winning streak snapped, losing, 9-4, at Minnesota…fell behind 7-0 after two innings…five Yankees pitchers combined to throw a total of 177 pitches…**RHP A.J. Burnett** had his shortest outing as a Yankee, allowing 7ER in 1.2IP (5H, 3BB, 1K, 1HR)…was his 11th start as a Yankee in which he surrendered at least 7ER, tying Orlando Hernandez for the most such starts by a Yankees right-handed pitcher over the last 50 years…**LHP Aaron Laffey** made his Yankees debut (3.0IP, 5H, 2ER, 2BB, 2K)…**3B/SS Eduardo Nunez** (2-for-4) had the Yankees' lone multi-hit effort…**DH Andruw Jones** (1-for-3) hit his eighth home run of the season in the ninth…**2B Robinson Cano** (1-for-3) extended his hitting streak to 12 games…**C/2B Russell Martin** (0-for-4) made his first career appearance at 2B as a defensive replacement in the seventh inning.

Sunday, August 21
at Minnesota, Won, 3-0 **77-48, 1st, +0.5**
WP: Nova (13-4) **LP:** Dumatrait (1-2) **SV:** Rivera (33)
The Yankees shut out the Twins, 3-0, in the series finale at Target Field…**RHP Ivan Nova** tossed 7.0 scoreless IP (5H, 1BB, 5K) for his ninth straight winning decision and 13th victory of the year…**RHP Mariano Rivera** (1.0IP, 2K) collected his 33rd save with a scoreless ninth…**CF Curtis Granderson** (1-for-4) hit his third career inside-the-park home run, the first of back-to-back HRs with **1B Mark Teixeira** (1-for-3)…**2B Robinson Cano** (1-for-4) doubled and later scored to extend his hitting streak to 13 games…**3B Alex Rodriguez** (0-for-5) played in his first game since 7/7, coming off the D.L. prior to the contest.

Monday, August 22
OFF DAY **77-48, 1st, +1.0**

Tuesday, August 23
vs. Oakland, Lost, 5-6 **77-49, T1st, ---**
WP: McCarthy (7-6) **LP:** Colon (8-8) **SV:** Bailey (17)
The Yankees fell short in their comeback bid in a 6-5 loss to the A's at Yankee Stadium…scored all 5R over the final two innings after falling behind 6-0 through the first seven-and-a-half frames…were 2-for-20 with runners on base, including 0-for-3 in the ninth inning, and 1-for-13 with runners in scoring position – stranding the bases loaded to end the game…**RHP Bartolo Colon** lost his second straight start and remained winless in his last four outings, allowing 5ER on 8H in 6.1IP (0BB, 5K, 2HR)…**2B Robinson Cano** (1-for-4) extended his hitting streak to 14 games…**LF Brett Gardner** (0-for-5) struck out looking in the first inning, snapping a career-high stretch of 48 consecutive plate appearances without a strikeout…**SS Derek Jeter** (3-for-3) reached base four times (also 1BB) and tied Rod Carew (3,053) for 22nd place on the all-time hits list.

Wednesday, August 24
vs. Oakland, Lost, 4-6 **77-50, 2nd, -1.0**
WP: De Los Santos (2-0) **LP:** Soriano (2-2) **SV:** Bailey (18)
The Yankees dropped their second straight game, losing, 6-4, vs. the Athletics in 10 innings…led 2-1 after the seventh inning and were tied 3-3 at the end of the eighth…**RF Nick Swisher** (2-for-3) recorded his 17th career multi-homer game, first of the season, with a pair of solo HRs…**1B Mark Teixeira** (1-for-5) hit his 35th HR of the season, tying teammate Curtis Granderson for the team lead…**LHP CC Sabathia** held the A's to 3ER in 7.1IP in a no-decision (7H 1BB, 7K, 1HR)…**RHP Rafael Soriano** (1.0IP, 3H, 3ER, 1K, 1HR) allowed a three-run HR in the 10th for the loss…**2B Robinson Cano** (1-for-5) extended his hitting streak to 15 games… **SS Derek Jeter** (2-for-5) surpassed Rod Carew (3,053) and tied Rickey Henderson (3,055) for 21st place on Baseball's all-time hits list.

Thursday, August 25
vs. Oakland, Won, 22-9 **78-50, 2nd, -1.0**
WP: Logan (4-2) **LP:** De Los Santos (2-1) **SV:** None
The Yankees won the series finale vs. Oakland, 22-9…came back from a 7-1 deficit, marking their largest deficit overcome in a win since 5/16/06 vs. Texas, when they trailed 10-1 and won 14-13…matched their most runs scored in a home game…matched their season high with 5HR and became the first team ever to hit three grand slams in a game with **2B Robinson Cano** (2-for-4), **C Russell Martin** (5-for-5) and **CF Curtis Granderson** (2-for-4) all hitting slams…**Martin** set career highs with 5H and 6RBI and recorded his fifth career multi-HR game…**RHP Phil Hughes** started and allowed 6ER in 2.2IP (7H, 0BB, 5K) in the no decision…**LHP Boone Logan** earned the win, striking out all four batters faced…**Jorge Posada** made his first career appearance at 2B, recording the final out of the game on a groundout.

Friday, August 26
at Baltimore, Lost 5-12 **78-51, 2nd, -1.0**
WP: Hunter (3-2) **LP:** Burnett (9-11) **SV:** None
The Yankees dropped their series opener at Baltimore, 12-5…matched their most runs allowed at Baltimore over the last five years…matched a season-high with four errors (also 5/8 at Texas)…**RHP A.J. Burnett** lost for the fifth time in his last six decisions, allowing a career-high-tying 9R/9ER in 5.0IP (2BB, 5K, 2HR, 3WP)…**DH Jorge Posada** (1-for-4), **3B Alex Rodriguez** (1-for-4) and **RF Nick Swisher** (2-for-4) each homered in the game…the homer by Rodriguez was his first since 6/11, snapping a single-season career-long 96AB homerless stretch…**SS Derek Jeter** (1-for-4) played in his 2,401st career game, tying Mickey Mantle for most in franchise history.

Saturday, August 27 **78-51, 2nd, -2.0**
Doubleheader at Baltimore, ppd. Hurricane Irene

Sunday, August 28 – Game 1 of DH
at Baltimore, Lost 0-2 **78-52, 2nd, -2.5**
WP: Britton (8-9) **LP:** Colon (8-9) **SV:** Gregg (19)
The Yankees lost, 2-0, in Game 1 of a doubleheader at Camden Yards…were shutout for the sixth time this season and first against Baltimore since 4/19/08 (6-0)…did not have a runner reach second base in the game…**1B Mark Teixeira** (3-for-4) had three of the Yankees' five hits…**RHP Bartolo Colon** limited the O's to just 2ER in 7.2IP (7H, 0BB, 4K) in the losing effort.

Sunday, August 28 – Game 2 of DH
at Baltimore, Won, 8-3 **79-52, 2nd, -2.0**
WP: Nova (14-4) **LP:** Matusz (1-7) **SV:** None
In Game 2, the Yankees scored all eight runs via home runs, matching their season high with 5HR in the game (fifth time, second vs. BAL – also 4/23 at Camden Yards)…**CF Curtis Granderson** (3-for-5) collected his 11th career multi-homer game – and fourth this season – with a pair of homers off left-handed pitchers…also had 4RBI…in the sixth, **2B Robinson Cano** (2-for-5), **RF Nick Swisher** (1-for-3) and **DH Andruw Jones** (1-for-4) hit back-to-back-to-back homers…**RHP Ivan Nova** (7.0IP, 7H, 3ER, 2BB, 7K) earned his 10th straight win.

Monday, August 29
at Baltimore, Won, 3-2 **80-52, 2nd, -1.5**
WP: Garcia (11-7) **LP:** Simon (4-7) **SV:** Rivera (34)
The Yankees won the series finale at Camden Yards, 3-2…held the Orioles to 3H, two of which were solo home runs…**RHP Freddy Garcia** limited the Orioles to 1ER on 2H in 6.0IP (1BB, 4K, 1HR) in his first game back from the disabled list…**RHP Mariano Rivera** earned career save No. 593 with a perfect ninth (1.0IP, 1K)…**RF Nick Swisher** (1-for-4) hit a two-run homer in the fourth inning that proved to be the game winner…**1B Mark Teixeira** (1-for-4) doubled home **CF Curtis Granderson** (0-for-3) in the first inning for the Yankees' other run and his 100th RBI of the season.

Tuesday, August 30
at Boston, Won, 5-2 **81-52, 2nd, -0.5**
WP: Sabathia (17-7) **LP:** Lackey (12-10) **SV:** Rivera (35)
The Yankees won the series opener at Fenway Park, 5-2…**LHP CC Sabathia** (6.0IP, 10H, 2ER, 2BB, 10K, 1HR, 1HP) defeated the Red Sox for the first time in five chances in 2011…tossed 128 pitches, the most by a Yankee since Randy Johnson threw 129 pitches on 7/19/06 vs. Seattle…Yankees 5-7 batters (Cano, Swisher, Chavez) combined to go 7-for-9 with 2R and 3RBI …**C Francisco Cervelli** (1-for-3) hit his second home run of the season in the fifth inning…**RHP Mariano Rivera** (1.0IP, 1H, 1K) recorded his 35th save of the season.

Wednesday, August 31
at Boston, Lost, 5-9 **81-53, 2nd, -1.5**
WP: Beckett (12-5) **LP:** Hughes (4-5) **SV:** None
The Yankees had their three-game win streak come to an end with a 9-5 loss at Boston…lost two leads in the game (1-0 and 5-4) …**RHP Phil Hughes** lost for the first time since 8/7, allowing 6ER on 8H in 5.2IP (2BB, 4K, 1HR)…**SS Derek Jeter** (2-for-3) tied and surpassed Craig Biggio (3,060) for sole possession of 20th place on Baseball's all-time hits list…**2B Robinson Cano** (1-for-4) and **3B Eric Chavez** (1-for-3) each had an RBI double.

SEPTEMBER 2011
YANKEES 16-12 • HOME 11-3 • ROAD 5-9
(thru games of 9/28)

NEW YORK	**97**	**65**	**.599**	**---**
Tampa Bay	91	71	.562	6.0
Boston	90	72	.556	7.0
Toronto	81	81	.500	16.0
Baltimore	69	93	.426	28.0

Thursday, September 1
at Boston, Won, 4-2 **82-53, 2nd, -0.5**
WP: Wade (3-0) **LP:** Aceves (9-2) **SV:** Rivera (36)
The Yankees won the series finale at Fenway Park, 4-2…**RHP A.J. Burnett** held the Red Sox to 2ER (both coming on a Pedroia fourth-inning two-run HR) in 5.1IP (5H, 2BB, 4K, 1HR)…**Yankees relievers** (Logan, Wade, Soriano, Robertson and Rivera) combined to allow just 1H in 3.2 scoreless IP (4BB, 6K)…**C Russell Martin** (2-for-5) hit a go-ahead two-run double in the seventh…**DH Jesus Montero** (0-for-4) made his Major League debut, the first Yankee to make his Major League debut at Fenway Park *in the starting lineup* since John Miller on 9/11/66, according to *Elias*…**RHP Mariano Rivera** earned his 595th career save, escaping the bases loaded to end the game…**LF Andruw Jones** (0-for-1) drew 3BB, seeing a total of 36 pitches, including a 14-pitch walk in the seventh.

Friday, September 2
vs. Toronto, Won, 3-2 **83-53, 1st, +0.5**
WP: Nova (15-4) **LP:** Morrow (9-10) **SV:** Rivera (37)
The Yankees took the series opener vs. Toronto, 3-2…moved into first place with Boston's loss…**RHP Ivan Nova** won his eighth straight start for win No. 15 on the season, limiting the Jays to 2ER (both coming in the first inning) in 7.0IP (3H, 2BB, 4K)…**LF Brett Gardner** (1-for-3) hit his career-high sixth home run of the season to tie the game in the third…**DH Robinson Cano** (1-for-3) drove in the go-ahead run with a fifth-inning single…**RHP Mariano Rivera** (1.0IP, 1K) tossed a perfect ninth for his 37th save of the season and 596th of his career.

Saturday, September 3
vs. Toronto, Won, 6-4 **84-53, 1st, +0.5**
WP: Logan (5-2) **LP:** Romero (13-10) **SV:** Robertson (1)
The Yankees won their third straight game with a 6-4 win vs. Toronto…came back from a 2-0 deficit and a 4-3 deficit…**2B Robinson Cano** (1-for-4) hit a go-ahead two-run double in the seventh inning giving him 40 doubles and 101RBI for the season…**C Francisco Cervelli** (2-for-4) homered for the second time in his last three games…**3B Alex Rodriguez** (1-for-3) made his first start since 8/28 (Game 1) after missing six games, batting third in the lineup for the first time since 9/4/08 at Tampa Bay…**RHP Bartolo Colon** (6.1IP, 7H, 4ER, 1BB, 7K, 2HR) did not record a decision…**RHP David Robertson** (2.0IP, 1H, 3K) earned his third career save with 2.0 scoreless IP, his longest outing since 5/20/10 vs. Tampa Bay (also 2.0IP).

Sunday, September 4
vs. Toronto, Won, 9-3 **85-53, 1st, +1.5**
WP: Sabathia (19-7) **LP:** Cecil (4-8) **SV:** None
The Yankees completed the three-game sweep of Toronto with a 9-3 win…**LHP CC Sabathia** earned his 19th win of the season, holding the Jays to 2ER in 7.1IP (6H, 1BB, 10K)…**SS Derek Jeter** (2-for-5) homered and tied his career high with 5RBI (fourth time)…**3B Alex Rodriguez** (1-for-4) homered for the second time in his last four games…**LF Brett Gardner** (0-for-1) reached base four times without a hit (3BB, 1HP).

Monday, September 5
vs. Baltimore, Won, 11-10 **86-53, 1st, +2.5**
WP: Laffey (1-2) **LP:** Johnson (5-5) **SV:** Rivera (38)
The Yankees emerged with an 11-10 win vs. Baltimore in the series opener…both teams combined to score 13 runs with 13 hits over the first two innings…improved to 34-27 on Labor Day in the Expansion Era…**DH Jesus Montero** (2-for-3) hit his first two ML home runs…**2B Robinson Cano** (2-for-5) hit his seventh career grand slam – third in 2011…**RHP Freddy Garcia** allowed a season-high 7R/ER in 2.2IP (9H, 0BB, 1K, 2HR)…**RHP Mariano Rivera** allowed a run in the ninth, but recorded his 597th career save (1.0IP, 2H, 1ER, 1K, 1HP).

Tuesday, September 6
vs. Baltimore, Won, 5-3 **87-53, 1st, +2.5**
WP: Wade (4-0) **LP:** Hunter (3-3) **SV:** Rivera (39)
The Yankees won their sixth straight game with a 5-3 win vs. Baltimore…the start of the fame was delayed by 4 hours, 3 minutes, starting at 11:08 p.m. and finishing at 2:15 a.m…marked the latest starting time for any game since 9/28/06 (Phillies-Nationals beganat 11:32 p.m.…**C Francisco Cervelli** (1-for-3) hit his fourth home run of the season and third in his last four games…was the first of back-to-back home runs with **LF Brett Gardner** (1-for-3)…**RHP Phil Hughes** started and held the O's to 2ER on 5H in 6.0IP in the no-decision (1BB, 5K, 1HR, 2WP, 1HP), exiting with a 3-2 lead…RHP **Mariano Rivera** (1.0IP, 1K) recorded his 39th save of the season and 598th of his career.

Wednesday, September 7
vs. Baltimore, Lost, 4-5 (11 inn.) **87-54, 1st, +2.5**
WP: Strop (1-1) **LP:** Noesi (2-1) **SV:** Johnson (3)
The Yankees had their six-game winning streak come to an end with a 5-4 loss in 11 innings vs. Baltimore…began the game with 10,294 career hits and 1,387 career HR *on the bench* (from position players not in the starting lineup), including five players with All-Star credentials (Cano, Granderson, Jeter, Posada, Teixeira)… Yankees pitchers struck out 15 batters, their second-most in a game in 2011 (18K on 7/26/11 vs. Seattle)…matched their season high with four errors (third time)…held a special pregame ceremony to honor the 10-year anniversary of September 11, 2001…**RHP A.J. Burnett** allowed 4ER in 6.0IP (7H, 4BB, 7K, 1HR, 3WP) in the no-decision, remaining winless in his last four starts.

Thursday, September 8
at Baltimore, Lost, 4-5 (10 inn.) **87-55, 1st, +2.5**
WP: Rapada (1-0) **LP:** Proctor (0-1) **SV:** None
The Yankees fell to the Orioles, 5-4, in 10 innings at Camden Yards…game was the makeup of an 8/27 postponement due to Hurricane Irene…the Yankees did not score after the third inning and were held hitless from the fifth inning on…**RHP Ivan Nova** did not record a decision, allowing 3ER on 5H in 5.1IP (3BB, 2K, 1HR, 1WP)…left with a 4-3 lead…**SS Derek Jeter** (1-for-4) drove in a pair of runs with a two-out bases-loaded single…**3B Eric Chavez** (2-for-4) also had 2RBI…**CF Curtis Granderson** (0-for-3) threw out two runners at home in consecutive innings (seventh and eighth).

Friday, September 9
at Los Angeles-AL, Lost, 1-2 **87-56, 1st, +2.5**
WP: Walden (5-3) **LP:** Laffey (2-2) **SV:** None
The Yankees suffered their fifth "walk-off" loss of the season, falling 2-1 at Los Angeles-AL…Yankees batters were held to just 3H…**DH Jesus Montero** (1-for-3) provide the lone Yankees run with a third-inning solo home run, his third HR in six Major League games…**RHP Bartolo Colon** limited the Angels to one unearned run in 7.0IP (6H,1BB, 5K), but remained winless in his last eight starts…**RHP Luis Ayala** (0.1IP, 1H, 1HP) allowed Izturis' game-winning sacrifice fly in the ninth.

Saturday, September 10
at Los Angeles-AL, Lost, 1-2 **87-57, 1st, +2.5**
WP: Haren (15-8) **LP:** Sabathia (19-8) **SV:** None
The Yankees lost their fourth straight game, losing 4-0 at Angel Stadium…marked their seventh shutout of the season…were held to 4H by Dan Haren who became the first Angel since Jason Grimsley on 5/28/96 to toss a CG shutout against the Yankees…**LHP CC Sabathia** did not draw a decision, limiting the Angels to 1ER in 6.0IP (8H, 4BB, 5K, 1HP) in his first attempt to earn win No. 20 this season…surpassed 2,000 career strikeouts…**RF Eduardo**

Nunez (0-for-3) made his first career start (minors and Majors) in right field…**RHP George Kontos** (1.1IP, 2H, 1ER, 2K, 1HR) made his Major League debut…**C Russell Martin** (0-for-1) left the game in the middle of the third after getting hit in the right hand with a foul ball…was replaced by **C Jorge Posada** (1-for-2) who made his first appearance behind the plate in 2011.

Sunday, September 11
at Los Angeles-AL, Won, 6-5 **88-57, 1st, +3.5**
WP: Wade (5-0) **LP:** Santana (11-11) **SV:** Rivera (40)
The Yankees snapped their four-game losing streak with a 6-5 win at Angel Stadium…also snapped a season-high-tying three-game road losing streak…were trailing 5-2 after four innings…took the lead in the seventh when Angels CF Peter Bourjos dropped a fly ball (Teixeira), allowing two runners to score…the Yankees bullpen tossed 4.0 scoreless IP (3H, 2K)…**RHP Freddy Garcia** started and allowed 5ER in 5.0IP (7H, 3BB/1IBB, 3K, 2HR, 1WP) in recording a no-decision…**2B Robinson Cano** (2-for-5) hit a solo HR in the fourth, his 25th HR of the season…**CF Curtis Granderson** (1-for-5) hit a two-run HR in the fifth, snapping a 44AB homerless stretch…struck out for the 158th time this season, setting the all-time Yankees single-season mark (surpassing Alfonso Soriano's 157K in 2002)…**RHP Cory Wade** tossed a scoreless sixth inning (1.0IP) and recorded the win, improving to 5-0 to begin his Yankees career…**RHP Mariano Rivera** tossed a scoreless ninth (1.0IP, 1H) for his 40th save of the season, marking his eighth such season.

Monday, September 12
at Seattle, Won, 9-3 **89-57, 1st, +4.0**
WP: Hughes (5-5) **LP:** Hernandez (14-12) **SV:** None
The Yankees won their second straight, defeating the Mariners, 9-3, at Safeco Field…scored five runs in the fourth inning, collecting four extra-base hits (2 doubles, 2HR)…five Yankees had multi-hit games and eight different Yankees scored a run…**RHP Phil Hughes** limited the M's to 1ER on 5H in 6.0IP (3BB, 3K), winning for the first time in nearly a month (8/19 at Minnesota)…**2B Robinson Cano** (3-for-5) had two doubles and drove in three runs…**RF Chris Dickerson** (2-for-4) homered in the fourth inning, his first since 5/17/09 w/Cincinnati at San Diego to snap a 309AB homerless stretch.

Tuesday, September 13
at Seattle, Won, 3-2 **90-57, 1st, +4.0**
WP: Burnett (10-11) **LP:** Furbush (3-9) **SV:** Rivera (41)
The Yankees won their third straight game with a 3-2 victory at Seattle…struck out 17 Mariners in the game, one shy of their season high…**RHP A.J. Burnett** struck out a season-high 11 batters and won for the first time since 8/15 at KC (6.0IP, 4H, 2ER, 2BB, 2WP)…set a single-season franchise record with his 25th wild pitch…**RHP Mariano Rivera** (1.0IP, 1H, 2K) recorded his 600th career save (*more below*)…**2B Robinson Cano** (2-for-4) hit his 26th home run of the season to score the game's first run…**SS Derek Jeter** (1-for-4) extended his hitting streak to 12 games.

Wednesday, September 14
at Seattle, Lost, 1-2 (12 inn.) **90-58, 1st, +4.0**
WP: Delebar (1-0) **LP:** Wade (5-1) **SV:** None
On Wednesday, the Yankees fell in 12 innings, 2-1, at Seattle…were held to just four hits in the game…**RF Nick Swisher** (1-for-4) provided the lone Yankees run with a seventh-inning solo home run…**SS Derek Jeter** (1-for-5) extended his season-high hitting streak to 13 games…**RHP Ivan Nova** limited the Mariners to 1ER in 7.1IP (5H, 4BB, 5K), but did not record a decision…**RHP Cory Wade** (0.2IP, 1H, 1ER, 1K) allowed the game-winning home run to lead off the 12th for his first loss since 5/22/09 w/Los Angeles-NL vs. Los Angeles-AL.

Thursday, September 15
Off Day **90-58, 1st, +4.5**

Friday, September 16
at Toronto, Lost, 4-5 **90-59, 1st, +3.5**
WP: Janssen (5-0) **LP:** Logan (5-3) **SV:** None
The Yankees dropped their second straight game, losing 5-4 in the bottom of the ninth inning at Toronto…marked their seventh "walk-off" loss of the season and fourth of the current road trip…the Yankees scored all four runs on two-out hits…**LHP CC Sabathia** (5.2IP, 10H, 4ER, 4BB, 8K) did not record a decision in his second attempt at win No. 20…**3B Eric Chavez** (1-for-4) hit his second home run of the season in the fourth to give the Yankees a 3-1 lead…both of **RF Nick Swisher's** (2-for-4) hits tied the game (1-1 in the fourth and 4-4 in the sixth)…**SS Derek Jeter** (0-for-4) had his season-high 13-game hitting streak snapped.

Saturday, September 17
at Toronto, Won, 7-6 **91-59, 1st, +4.5**
WP: Laffey (3-2) **LP:** Villanueva (6-4) **SV:** Rivera (42)
The Yankees snapped a two-game skid with a 7-6 win at Toronto…came back from a five-run deficit (trailed 6-1 after four innings)…**3B Alex Rodriguez** (2-for-4) hit a three-run HR in the sixth in his first game since 9/9…batted fifth in the lineup for the first time since 9/6/06 at Kansas City…**CF Curtis Granderson** (3-for-3) reached base five times (also 2BB) and hit his team-high 40th HR of the year in a 12-pitch AB…**RHP Bartolo Colon** made the start (4.0IP, 7H, 6ER, 1BB, 3K)…Yankees relievers combined to toss 5.0 hitless and scoreless innings (1BB, 6K)…**RHP Mariano Rivera** (1.0IP, 1K) recorded his 601st career save, tying Trevor Hoffman for most all time.

Sunday, September 18
at Toronto, Lost, 0-3 **91-60, 1st, +4.5**
WP: Morrow (10-11) **LP:** Garcia (11-8) **SV:** Francisco (16)
The Yankees fell in the series finale, 3-0, suffering their eighth shutout of the season…marked their fifth shutout on the road in 2011, and third in their last 16 road contests…**RHP Freddy Garcia** (4.2IP, 5H, 3ER, 3BB, 4K, 2HR) lost a daytime start for just the second time this season…Yankees batters were held to just 5H, with three coming from **2B Eduardo Nunez** (3-for-4) who also doubled for the team's lone extra-base hit.

Monday, September 19
vs. Minnesota, Won, 6-4 **92-60, 1st, +5.0**
WP: Wade (6-1) **LP:** Diamond (1-5) **SV:** Rivera (43)
The Yankees defeated the Twins, 6-4, in a makeup game of a 4/6 rainout at Yankee Stadium…scored in each of the first three innings as each Yankees starter reached base safely by the end of the third…**RHP Mariano Rivera** (1.0IP, 1K) tossed a perfect ninth for his 602nd career save to surpass Trevor Hoffman (601) for the all-time record…**RHP A.J. Burnett** allowed 4ER in 4.0IP (9H, 1BB, 8K, 2HR) in the no-decision…recorded his 500th strikeout as a Yankee (Plouffe in the first inning)…**CF Curtis Granderson** (1-for-4) homered for the second straight game, his team-leading 41st HR of the year…**SS Derek Jeter** (3-for-4) reached base four times (2 singles, 1 double, 1BB).

Tuesday, September 20
vs. Tampa Bay, Won, 5-0 **93-60, 1st, +6.0**
WP: Nova (16-4) **LP:** Wade (10-10) **SV:** None
The Yankees opened their series vs. Tampa Bay with a 5-0 shutout…marked their eighth shutout of the season, third against the Rays…left 18 runners on base (including a runner in scoring position in all eight innings), marking their most in a nine-inning game since 9/21/56 at Boston when they left a Major League-record (in a nine-inning game) 20 men on base…**RHP Ivan Nova** won his 12th straight decision, tossing 7.2 scoreless IP (6H, 3BB, 3K,

2HP)…**CF Curtis Granderson** (3-for-5) collected 4RBI, extending his career-high RBI total…**SS Derek Jeter** (2-for-5) tied and surpassed Cap Anson (3,081) for sole possession of 19th on Baseball's all-time list…Medal of Honor recipient Marine Sgt. Dakota Meyers threw out the ceremonial first pitch.

Wednesday, September 21 – Game 1 of DH
vs. Tampa Bay, Won, 4-2 94-60, 1st, +7.0
WP: Ayala (2-2) **LP:** Shields (15-12) **SV:** Rivera (44)
The Yankees took the first game vs. Tampa Bay, 4-2…clinched a postseason berth with the win…**RHP Hector Noesi** made his first Major League start, allowing 2ER (both on Jennings' third-inning HR) in 2.2IP (4H, 1BB, 2K, 1HR)…was one of eight Yankees pitchers, marking the first time in franchise history the team used at least eight pitchers in a nine-inning win…**DH Robinson Cano** (1-for-4) hit a game-winning two-run double in the eighth after **2B Eduardo Nunez** (2-for-3) tied the game with a solo HR to lead off the frame…**RHP Mariano Rivera** recorded his 603rd career save (1.0IP, 1K).

Wednesday, September 21 – Game 2 of DH
vs. Tampa Bay, Won, 4-2 95-60, 1st, +7.5
WP: Robertson (4-0) **LP:** McGee (3-2) **SV:** Soriano (2)
The Yankees completed the doubleheader sweep with a 4-2 win vs. Tampa Bay…clinched the AL East title with the win…won both games of the doubleheader in their last AB of each contest, marking the first such occurrence for the Yankees since 7/2/78 vs. Detroit (credit: *Elias*)…**PH Jorge Posada** (1-for-1) recorded his first pinch-hit RBI of the season with a game-winning, two-run, bases-loaded single with two outs in the eighth to break a 2-2 tie…**LHP CC Sabathia** (7.1IP, 7H, 2ER, 2BB, 6K, 2HR) was denied his 20th win for the third straight start…**RHP David Robertson** (0.2IP) earned his third career one-pitch win, inducing an inning-ending double play with the bases loaded in the eighth.

Thursday, September 22
vs. Tampa Bay, Lost, 8-15 95-61, 1st, +7.0
WP: Moore (1-0) **LP:** Colon (8-10) **SV:** None
The Yankees had their four-game winning streak come to an end with a 15-8 loss vs. Tampa Bay on Thursday…both teams combined to use 40 players (22-TB, 18-NYY)…struck out a season-high 15 times…allowed their second-most runs ever at the current Yankee Stadium (behind a 22-4 loss vs. CLE, 4/18/09)…matched their season high with 4E (fourth time), including two by **SS Derek Jeter** – his first two-error game since 6/2/07 at Fenway Park…**RHP Bartolo Colon** suffered his fourth straight losing decision, allowing 7R (5ER) in 3.0IP (7H, 1BB, 1K, 1HR, 1HP)…**DH Jesus Montero** (3-for-3) reached base in all five PA (also 2BB)…**RHPs Andrew Brackman** (1.1IP, 1H, 0ER, 1BB) and **Dellin Betances** (0.2IP, 0H, 2ER, 4BB, 1HP) both made their Major League debuts.

Friday, September 23
vs. Boston, Ppd. Rain 95-61, 1st, +7.0

Saturday, September 24
vs. Boston, Won, 9-1 96-61, 1st, +8.0
WP: Garcia (12-8) **LP:** Lester (15-9) **SV:** None
The Yankees defeated the Red Sox, 9-1, marking their first home win vs. Boston in 2011…the Yankees went 5-for-6 with RISP…scored six runs in the second inning, batting around…**RHP Freddy Garcia** tossed 6.0 scoreless innings (6H, 1BB, 3K) for his fifth win in his last six decisions…**SS Derek Jeter** (1-for-4) hit a three-run HR in the second, his sixth of the season…**DH Jesus Montero** (3-for-4) had his second straight 3H game and collected a career-high 4RBI…hit his fourth HR in his 15th career game.

Sunday, September 25 – Game 1 of DH
vs. Boston, Won, 6-2 97-61, 1st, +9.0
WP: Burnett (11-11) **LP:** Wakefield (7-8) **SV:** None
The Yankees split a day-night doubleheader vs. Boston, winning, 6-2, in the first game…scored their two first-inning runs without hitting the ball out of the infield (two bunt singles, 2BB, 1PB, 1WP and 1E)…**RHP A.J. Burnett** (7.2IP, 5H, 2ER, 2BB, 6K, 2HR) defeated the Red Sox for the first time as a Yankee in his longest outing since 7/29 vs. Baltimore…**DH Jorge Posada** (2-for-3) batted cleanup for the first time since 9/28/09 vs. Kansas City, hitting a two-run homer for his 900th career run.

Sunday, September 25 – Game 2 of DH
vs. Boston, Lost, 4-7 (14 inn.) 97-62, 1st, +8.0
WP: Proctor (1-1) **LP:** Morales (1-1) **SV:** Doubront (1)
The Yankees fell in the nightcap, 7-4, in 14 innings…the 5:11 time of game was the longest for the Yankees since 9/10/10 at Texas (5:12)…went 4-for-8 their first time through the lineup, the recorded just 2H over their final 45 batters…**RHP Ivan Nova** (6.1IP, 8H, 4ER, 0BB, 3K, 1HP) started and did not record a decision…**1B Mark Teixeira** (1-for-2) had a two-run double in the first, snapping a 10-gm stretch without an RBI…**Manager Joe Girardi** was ejected for the third time this season in the 13th inning by Tim McClelland.

Monday, September 26
at Tampa Bay, Lost, 2-5 97-63, 1st, +8.0
WP: Shields (16-12) **LP:** Noesi (2-2) **SV:** Farnsworth (24)
The Yankees fell in the series opener against Tampa Bay, 5-2, at Tropicana Field…**2B Robinson Cano** (2-for-4) accounted for both Yankees runs, hitting his 28th home run of the season – a solo HR in the first, and an RBI in the third inning…the Yankees had just 2H total over the remainder of the game after that…**C Russell Martin** (1-for-2) was ejected in the bottom of the fifth inning…**RHP Hector Noesi** made his second straight start, allowing 3ER (all in the third inning without recording an out) on 5H in 2.0IP in the losing effort.

Tuesday, September 27
at Tampa Bay, Lost, 2-5 97-64, 1st, +7.0
WP: McGee (4-2) **LP:** Soriano (2-3) **SV:** Farnsworth (25)
The Yankees lost their third straight, falling, 5-3, at Tampa Bay…**RHP Rafael Soriano** (1.0IP, 1H, 3ER, 2BB, 1K, 1HR) took the loss in relief, allowing a Matt Joyce three-run HR in the seventh to squander a 3-2 Yankees lead…**RHP Bartolo Colon** started and limited the Rays to 2ER (both on a Ben Zobrist two-run HR) in 5.1IP (7H, 2BB, 3K, 1HR)…**C Russell Martin** (1-for-4) hit his first home run in over a month to put the Yankees on the board…later grounded into a triple play in the sixth…**1B Mark Teixeira** (2-for-4) batted fifth in the lineup for the first time as a Yankee (last done in 2004 with Texas).

Wednesday, September 28
at Tampa Bay, Lost, 7-8 (12 inn.) 97-65, 1st, +6.0
WP: McGee (5-2) **LP:** Proctor (0-3) **SV:** None
The Yankees lost their fourth straight game, closing out the regular season with an 8-7 defeat in 12 innings…led 7-0 in the middle of the eighth inning before surrendering eight unanswered runs…used 27 players, including 11 pitchers in the contest…**1B Mark Teixeira** (2-for-4) recorded his 33rd career multi-homer game and fourth of 2011…his first HR was a grand slam, the seventh of his career…**RHP Cory Wade** allowed a Dan Johnson game-tying solo home run with two strikes and two outs in the bottom of the ninth…**RHP Scott Proctor** surrendered the Longoria "walk-off" solo homer with one out in the 12th…**RHP Dellin Betances** tossed 2.0 scoreless IP (1H, 2BB, 2K) in his first Major League start.

Yankees vs. Detroit

IN THE POSTSEASON: **Overall:** 1-3
at original Yankee Stadium: 1-1 **at Comerica Park:** 0-2

The Yankees and Tigers have met just once in postseason play with the Tigers winning the 2006 ALDS 3-games-to-1…the Yankees won the opener, 8-4, but were outscored 18-6 over the final three games.

IN 2011: 3-4
at Yankee Stadium: 2-1 **at Comerica Park:** 1-3

The Yankees went 3-4 vs. the Tigers in 2011, losing the season series for the second time in the last four years (2008, 2-4)…had lost two of the previous 15 season series from 1993-2007 against Detroit (2000, 4-8 and 2004, 3-4)…have won eight of 10 regular season games vs. Detroit at the current Yankee Stadium…however, have won just two of their last eight games at Comerica Park and are 22-25 overall the Tigers home park…since it opened in 2000, Comerica Park is one of only two visiting ballparks at which the Yankees have a losing record…is one of only two Stadium they have a losing record at since 2000 when it opened (also Angel Stadium, 24-32).

NYY vs. DETROIT in 2011

Date	H/A	W/L	Score	Record
3/31	at NYY	W	6-3	1-0
4/2	at NYY	W	10-6	2-0
4/3	at NYY	L	7-10	2-1
5/2	at DET	W	5-3	3-1
5/3	at DET	L	2-4	3-2
5/4	at DET	L	0-4	3-3
5/5	at DET	L	3-6	3-4
Total in 2011	**-**		**33-36**	**3-4**

	2011						CAREER						CAREER AT COMERICA PARK					
BATTER	**AVG**	**G**	**AB**	**H**	**HR**	**RBI**	**AVG**	**G**	**AB**	**H**	**HR**	**RBI**	**AVG**	**G**	**AB**	**H**	**HR**	**RBI**
Cano	.200	6	25	5	1	2	.270	47	185	50	7	18	.293	24	99	29	1	6
Chavez	.333	2	3	1	0	1	.276	61	217	60	13	40	.300	24	90	27	5	19
Dickerson	---	-	-	-	-	-	---	-	-	-	-	-	---	-	-	-	-	-
Gardner	.273	7	22	6	0	1	.241	20	54	13	0	5	.308	10	26	8	0	3
Granderson	.160	7	25	4	1	1	.263	11	38	10	3	4	.259	343	1296	336	43	152
Jeter	.261	6	23	6	0	1	.330	129	525	173	11	71	.250	39	168	42	3	20
Jones	.333	1	3	1	0	0	.258	27	62	16	3	4	.250	11	28	7	0	0
Martin	.318	6	22	7	1	4	.268	11	41	11	2	6	.217	6	23	5	1	3
Montero	---	-	-	-	-	-	---	-	-	-	-	-	---	-	-	-	-	-
Nunez	.333	4	9	3	0	2	.300	5	10	3	0	2	.375	3	8	3	0	2
Posada	.259	7	27	7	2	6	.290	94	324	94	13	62	.274	36	124	34	1	15
Rodriguez	.320	7	25	8	1	2	.335	122	474	159	33	109	.286	42	168	48	7	31
Swisher	.273	7	22	6	0	4	.223	60	188	42	8	27	.198	28	91	18	4	11
Teixeira	.280	7	25	7	4	8	.243	58	222	54	14	40	.221	31	122	27	7	21
NYY Totals	**.265**	**7**	**234**	**62**	**10**	**32**												

	2011								CAREER								CAREER AT COMERICA PARK							
PITCHER	**W-L**	**ERA**	**G**	**IP**	**H**	**R/ER**	**BB**	**SO**	**W -L**	**ERA**	**G**	**IP**	**H**	**R/ER**	**BB**	**SO**	**W-L**	**ERA**	**G**	**IP**	**H**	**R/ER**	**BB**	**SO**
Ayala	0-0	9.00	1	2.0	3	2/2	0	1	0-0	13.50	2	2.2	5	4/4	1	1	-	---	-	-	-	-	-	-
Burnett	1-1	3.75	2	12.0	8	8/5	2	11	4-2	6.33	8	42.2	43	33/30	21	37	2-2	7/17	4	21.1	21	20/17	8	21
Colon	0-0	5.73	2	11.0	13	7/7	1	12	8-9	5.25	24	142.1	176	88/83	49	133	4-4	5.76	12	70.1	94	45/45	22/62	
Garcia	0-1	5.14	1	7.0	10	4/4	2	8	18-8	3.88	32	213.1	204	93/92	64	172	8-5	3.82	16	101.1	97	44/43	36	83
Hughes	0-1	11.25	1	4.0	5	5/5	2	1	4-3	4.54	8	35.2	32	18/18	9	37	2-1	2.37	3	19.0	11	5/5	4	20
Laffey	0-0	3.00	2	3.0	5	1/1	2	3	0-2	3.58	8	27.2	32	13/11	17	9	0-1	4.67	5	17/1	20	11/9	13	6
Logan	0-0	5.40	2	1.2	2	2/1	1	2	1-0	4.24	23	17.0	21	10/8	6	13	1-0	2.35	13	7.2	6	2/2	4	5
Noesi	-	---	-	-	-	-	-	-	-	---	-	-	-	-	-	-	-	---	-	-	-	-	-	-
Nova	-	---	-	-	-	-	-	-	0-0	0.00	1	2.0	2	0/0	0	1	0-0	0.00	1	2.0	2	0/0	0	0
Rivera	0-0	0.00	3	2.1	0	0/0	0	2	4-1	0.79	51	56.2	26	6/5	8	53	1-1	0.57	14	15.2	8	2/1	2	15
Robertson	0-0	0.00	2	2.0	2	0/0	2	2	0-0	0.00	5	5.2	5	0/0	3	4	0-0	0.00	2	2.2	3	0/0	2	3
Sabathia	0-1	4.15	2	13.0	16	7/6	5	13	15-12	4.54	32	202.0	203	110/102	58	165	7-5	4.30	14	92.0	83	46/44	23	75
Soriano	0-0	0.00	1	1.0	0	0/0	0	1	0-0	0.00	3	13.1	7	0/0	3	19	0-0	0.00	2	3.0	1	0/0	0	5
Wade	-	---	-	-	-	-	-	-	0-0	7.71	2	2.1	3	2/2	0	2	0-0	7.71	2	2.1	3	2/2	0	2
NYY Totals	**3-4**	**4.65**	**7**	**60.0**	**63**	**36/31**	**15**	**58**																

Yankees vs. Tampa Bay

IN THE POSTSEASON:
The Yankees and Rays have never met in the postseason.

IN 2011: 9-9
at Yankee Stadium: 6-3 **at Tropicana Field:** 3-6

The Yankees and Rays split the season series in 2011, 9-9…are now 11-2-1 all time vs. Tampa Bay in season series play…since the inception of the Tampa Bay franchise in 1998, the Yankees have a .630 (150-88) winning pct. against them, the highest of any AL club vs. Tampa Bay over that span…went 6-3 at Yankee Stadium vs. Tampa Bay in 2011, winning the home season series for the 11th time…their 81-37 (.686) all-time home record vs. Tampa Bay is their highest winning pct. against any AL team…lost the road season series for the second straight year and third time overall (also 2000)…went 3-6 at Tropicana Field, matching their most ever losses at Tampa Bay (6-6 in 2000).

NYY vs. TAMPA BAY in 2011

Date	H/A	W/L	Score	Record
5/16	at TB	L	5-6	0-1
5/17	at TB	W	6-2	1-1
7/7	at NYY	L	1-5	1-2
7/8	at NYY	Ppd. Rain		
7/9	at NYY	W	5-4	2-2
7/10	at NYY	W	1-0	3-2
7/18	at TB	W	5-4	4-2
7/19	at TB	L	2-3	4-3
7/20	at TB	W	4-0	5-3
7/21	at TB	L	1-2	5-4
8/12	at NYY	L	1-5	5-5
8/13	at NYY	W	9-2	6-5
8/14	at NYY	Ppd. Rain		
9/20	at NYY	W	5-0	7-5
9/21	at NYY (1)	W	4-2	8-5
9/21	at NYY (2)	W	4-2	9-5
9/22	at NYY	L	8-15	9-6
9/26	at TB	L	2-5	9-7
9/27	at TB	L	3-5	9-8
9/28	at TB	L	7-8 (12)	9-9
Total in 2011			**73-70**	**9-9**

	2011						CAREER						CAREER AT TROPICANA FIELD					
BATTER	**AVG**	**G**	**AB**	**H**	**HR**	**RBI**	**AVG**	**G**	**AB**	**H**	**HR**	**RBI**	**AVG**	**G**	**AB**	**H**	**HR**	**RBI**
BATTER	AVG	G	AB	H	HR	RBI	AVG	G	AB	H	HR	RBI	AVG	G	AB	H	HR	RBI
Cano	.290	17	62	10	4	11	.318	116	437	139	19	74	.323	60	229	74	14	42
Chavez	.222	6	18	4	0	2	.272	84	312	85	14	61	.245	39	155	38	5	23
Dickerson	.143	9	14	2	0	1	.143	9	14	2	0	1	.143	5	7	1	0	1
Gardner	.353	17	51	18	0	2	.239	51	134	32	0	8	.293	24	58	17	0	5
Granderson	.203	17	59	12	3	11	.242	64	231	56	9	35	.222	33	117	26	4	12
Jeter	.286	16	63	18	1	3	.309	225	918	284	20	118	.270	109	455	123	8	51
Jones	.148	9	27	4	2	5	.239	37	134	32	10	27	.232	20	69	16	5	14
Martin	.235	16	51	12	1	3	.254	19	63	16	1	5	.275	11	40	11	1	4
Montero	.273	4	11	3	0	2	.273	4	11	3	0	2	.000	2	5	0	0	0
Nunez	.283	16	46	13	1	6	.277	17	47	13	1	6	.269	9	26	7	0	5
Posada	.222	14	45	10	1	8	.258	190	632	163	23	115	.250	97	324	81	9	52
Rodriguez	.160	7	25	4	2	3	.272	180	701	191	46	136	.261	86	337	88	24	61
Swisher	.233	14	43	10	0	1	.295	80	278	82	18	43	.301	44	156	47	11	23
Teixeira	.268	17	56	15	2	7	.265	96	351	93	18	60	.261	48	176	46	7	26
NYY Totals	**.248**	**18**	**601**	**149**	**17**	**67**												

	2011								CAREER								CAREER AT TROPICANA FIELD							
PITCHER	**W-L**	**ERA**	**G**	**IP**	**H**	**R/ER**	**BB**	**SO**	**W -L**	**ERA**	**G**	**IP**	**H**	**R/ER**	**BB**	**SO**	**W-L**	**ERA**	**G**	**IP**	**H**	**R/ER**	**BB**	**SO**
Ayala	0-0	9.00	1	2.0	3	2/2	0	1	0-0	13.50	2	2.2	5	4/4	1	1	-	---	-	-	-	-	-	-
Burnett	1-1	3.75	2	12.0	8	8/5	2	11	4-2	6.33	8	42.2	43	33/30	21	37	2-2	7/17	4	21.1	21	20/17	8	21
Colon	0-0	5.73	2	11.0	13	7/7	1	12	8-9	5.25	24	142.1	176	88/83	49	133	4-4	5.76	12	70.1	94	45/45	22/62	
Garcia	0-1	5.14	1	7.0	10	4/4	2	8	18-8	3.88	32	213.1	204	93/92	64	172	8-5	3.82	16	101.1	97	44/43	36	83
Hughes	0-1	11.25	1	4.0	5	5/5	2	1	4-3	4.54	8	35.2	32	18/18	9	37	2-1	2.37	3	19.0	11	5/5	4	20
Laffey	0-0	3.00	2	3.0	5	1/1	2	3	0-2	3.58	8	27.2	32	13/11	17	9	0-1	4.67	5	17/1	20	11/9	13	6
Logan	0-0	5.40	2	1.2	2	2/1	1	2	1-0	4.24	23	17.0	21	10/8	6	13	1-0	2.35	13	7.2	6	2/2	4	5
Noesi	-	---	-	-	-	-	-	-	-	---	-	-	-	-	-	-	-	---	-	-	-	-	-	-
Nova	-	---	-	-	-	-	-	-	0-0	0.00	1	2.0	2	0/0	0	1	0-0	0.00	1	2.0	2	0/0	0	0
Rivera	0-0	0.00	3	2.1	0	0/0	0	2	4-1	0.79	51	56.2	26	6/5	8	53	1-1	0.57	14	15.2	8	2/1	2	15
Robertson	0-0	0.00	2	2.0	2	0/0	2	2	0-0	0.00	5	5.2	5	0/0	3	4	0-0	0.00	2	2.2	3	0/0	2	3
Sabathia	0-1	4.15	2	13.0	16	7/6	5	13	15-12	4.54	32	202.0	203	110/102	58	165	7-5	4.30	14	92.0	83	46/44	23	75
Soriano	0-0	0.00	1	1.0	0	0/0	0	1	0-0	0.00	3	13.1	7	0/0	3	19	0-0	0.00	2	3.0	1	0/0	0	5
Wade	-	---	-	-	-	-	-	-	0-0	7.71	2	2.1	3	2/2	0	2	0-0	7.71	2	2.1	3	2/2	0	2
NYY Totals	**3-4**	**4.65**	**7**	**60.0**	**63**	**36/31**	**15**	**58**																

Yankees vs. Texas

IN THE POSTSEASON: **Overall:** 11-5
at original Yankee Stadium: 6-3 **at Rangers Ballpark:** 5-2

The Yankees and Rangers have met four times in postseason play…lost the 2010 ALCS, 4-games-to-2 after defeating Texas in the ALDS in 1996 (3-1), '98 (3-0) and '99 (3-0)…the Yankees won 10 straight postseason games against Texas from the 1996 ALDS Game 2 (10/2/96) through 2010 ALCS Game 1 (10/15/10), tying for the second-longest winning streak by one team over one opponent in postseason history (Boston over Los Angeles-AL, 11G and Oakland over Boston, 10G)…the Yankees were outscored, 28-19, in the 2010 ALCS…overcame a four-run deficit for the win in Game 1…all three Yankees wins in 1996 were come-from-behind…in 1998, the Yankees outscored the Rangers, 9-1, in the series, throwing shutouts in Game 1 and Game 3…in 1999, the Yankees again shutout the Rangers in Game 1 and Game 3, outscoring Texas, 14-1 overall.

IN 2011: Overall: 7-2
at Yankee Stadium: 5-1 **at Rangers Ballpark:** 2-1

The Yankees won the season series vs. Texas, 7-2, marking their most wins against the Rangers in a single season since 2005 (7-3)…have won six of the last eight season series (all but 2008, '03)…hit 22HR off Texas pitchers this season, an average of 2.44 HR/G…scored 12R in three straight games vs. Texas (5/8, 6/14-15), their longest such stretch against the team since the franchise moved to Arlington in 1972…took five of six games in the Bronx in 2011, outscoring Texas, 41-22…are 23-12 in their last 35 regular season home games vs. Texas…took two-of-three in their only series at Rangers Ballpark this season…have won 17 of their last 25 and 21 of their last 31 regular season games at Texas…own the best winning percentage by any AL club in the history of Rangers Ballpark (46-33, .582).

NYY vs. TEXAS in 2011

Date	H/A	W/L	Score	Record
4/15	at NYY	L	3-5	0-1
4/16	at NYY	W	5-2	1-1
4/17	at NYY	W	6-5	2-1
5/6	at TEX	W	4-1	3-1
5/7	at TEX	L	5-7	3-2
5/8	at TEX	W	12-5	4-2
6/14	at NYY	W	12-4	5-2
6/15	at NYY	W	12-4	6-2
6/16	at NYY	W	3-2 (12)	7-2
Total in 2011			**62-35**	**7-2**

	2011						CAREER						CAREER AT RANGERS BALLPARK					
BATTER	**AVG**	**G**	**AB**	**H**	**HR**	**RBI**	**AVG**	**G**	**AB**	**H**	**HR**	**RBI**	**AVG**	**G**	**AB**	**H**	**HR**	**RBI**
Cano	.270	9	37	10	4	10	.303	53	218	66	8	36	.337	24	101	34	3	15
Cervelli	.167	3	12	2	1	5	.310	9	29	9	1	10	.333	5	15	5	1	8
Chavez	.500	3	6	3	0	2	.253	155	557	141	27	92	.246	78	297	73	16	47
Dickerson	---	-	-	-	-	-	---	-	-	-	-	-	---	-	-	-	-	-
Gardner	.381	9	21	8	0	2	.343	25	67	23	0	6	.314	10	35	11	0	1
Granderson	.438	9	32	14	6	13	.272	51	180	49	13	38	.313	23	80	25	7	20
Jeter	.385	6	26	10	2	3	.321	136	558	179	24	87	.314	67	293	92	10	39
Jones	.158	8	19	3	0	1	.246	20	61	15	5	12	.232	53	181	42	12	31
Martin	.250	5	16	4	1	3	.179	8	28	5	1	3	.059	5	17	1	0	0
Montero	---	-	-	-	-	-	---	-	-	-	-	-	---	-	-	-	-	-
Nunez	.333	5	12	4	1	2	.375	8	16	6	1	2	.400	4	5	2	0	0
Posada	.130	8	23	3	0	1	.295	102	325	96	18	72	.257	49	148	38	9	25
Rodriguez	.208	8	24	5	0	3	.310	117	436	135	18	79	.330	301	1165	384	97	268
Swisher	.367	8	30	11	2	3	.257	87	319	82	18	52	.244	41	164	40	9	29
Teixeira	.263	9	38	10	4	12	.263	36	133	35	9	35	.301	362	1376	414	88	308
NYY Totals	**.291**	**9**	**306**	**89**	**22**	**61**												

	2011								CAREER								CAREER AT RANGERS BALLPARK							
PITCHER	**W-L**	**ERA**	**G**	**IP**	**H**	**R/ER**	**BB**	**SO**	**W-L**	**ERA**	**G**	**IP**	**H**	**R/ER**	**BB**	**SO**	**W-L**	**ERA**	**G**	**IP**	**H**	**R/ER**	**BB**	**SO**
Ayala	0-0	0.00	2	2.1	2	0/0	1	2	0-1	3.86	8	9.1	8	4/4	4	5	0-0	3.00	2	3.0	1	1/1	1	1
Burnett	-	---	-	-	-	-	-	-	4-3	3.66	12	71.1	62	29/29	25	78	2-1	4.00	6	36.0	33	16/16	14	33
Colon	0-0	10.38	1	4.1	9	5/5	1	4	17-6	3.77	27	176.2	148	79/74	50	156	7-3	4.47	13	86.2	77	45/43	21	76
Garcia	1-0	0.00	1	6.0	2	0/0	1	1	8-5	4.10	22	129.2	131	64/59	54	94	3-2	4.64	11	64.0	62	34/33	27	53
Hughes	-	---	-	-	-	-	-	-	2-0	0.00	3	15.1	3	0/0	4	13	2-0	0.00	3	15.1	3	0/0	4	13
Laffey	0-0	0.00	3	2.2	5	0/0	0	1	1-1	6.46	8	23.2	44	19/17	9	10	0-0	7.15	4	11.1	20	10/9	5	5
Logan	0-1	9.00	2	2.0	2	2/2	1	0	0-3	12.91	12	7.2	17	13/11	5	5	0-3	14.73	8	3.2	9	8/6	4	2
Noesi	0-0	0.00	1	1.2	1	0/0	1	0	0-0	0.00	1	1.2	1	0/0	1	0	-	---	-	-	-	-	-	-
Nova	2-1	4.67	3	17.1	13	10/9	9	6	2-1	4.67	3	17.1	13	10/9	9	6	1-0	0.00	1	7.1	2	1/0	1	1
Rivera	0-0	0.00	4	5.0	2	0/0	0	4	5-4	2.34	68	84.2	84	24/22	22	60	2-2	2.53	33	42.2	45	13/12	8	28
Robertson	0-0	0.00	3	3.1	2	0/0	2	4	1-0	2.35	13	15.1	7	4/4	11	18	0-0	3.00	7	9.0	6	3/3	7	10
Sabathia	2-0	5.12	3	19.1	21	13/11	6	14	10-3	4.44	17	105.1	110	57/52	39	91	5-2	4.68	7	42.1	44	26/22	23	31
Soriano	1-0	4.91	4	3.2	6	2/2	1	2	2-0	1.33	18	20.1	14	3/3	5	21	1-0	1.17	8	7.2	6	1/1	2	7
Valdes	-	---	-	-	-	-	-	-	-	-	-	-	-	-	-	-	-	---	-	-	-	-	-	-
Wade	1-0	0.00	2	3.0	0	0/0	0	3	2-0	2.25	3	4.0	1	1/1	0	3	1-0	9.00	1	1.0	1	1/1	0	0
NYY Totals	**7-2**	**3.47**	**9**	**83.0**	**73**	**35/32**	**30**	**51**																

Yankees vs. Arizona

IN THE POSTSEASON: **Overall:** 3-4
at Yankee Stadium: 3-0 **at Chase Field:** 0-4

The Yankees have faced the Diamondbacks once in postseason play in the 2001 World Series…the Diamondbacks emerged victorious in Game 7 with a dramatic, ninth-Inning, game-winning RBI single by Luis Gonzalez off Mariano Rivera.

IN 2011:

Did not meet…the Yankees and Diamondbacks have met four times in Interleague play, most recently from 6/21-23/10 when the Yankees took two out of three games at Chase Field…the Yankees hold a 9-3 advantage in regular season games.

	2011						CAREER						CAREER AT CHASE FIELD					
BATTER	AVG	G	AB	H	HR	RBI	AVG	G	AB	H	HR	RBI	AVG	G	AB	H	HR	RBI
Cano	---	-	-	-	-	-	.261	6	23	6	0	1	.250	3	12	3	0	1
Chavez	---	-	-	-	-	-	.200	11	30	6	2	6	.174	8	23	4	1	5
Dickerson	---	-	-	-	-	-	.321	11	28	9	0	2	.308	5	13	4	0	1
Gardner	---	-	-	-	-	-	.500	3	12	6	0	1	.500	3	12	6	0	1
Granderson	---	-	-	-	-	-	.273	6	22	6	1	3	.273	6	22	6	1	3
Jeter	---	-	-	-	-	-	.289	12	45	13	2	3	.292	6	24	7	1	2
Jones	---	-	-	-	-	-	.267	85	315	84	18	41	.316	44	171	54	13	28
Martin	---	-	-	-	-	-	.254	71	264	67	3	24	.277	35	137	38	3	17
Montero	---	-	-	-	-	-	---	-	-	-	-	-	---	-	-	-	-	-
Nunez	---	-	-	-	-	-	---	-	-	-	-	-	---	-	-	-	-	-
Posada	---	-	-	-	-	-	.171	11	35	6	1	5	.143	5	14	2	0	4
Rodriguez	---	-	-	-	-	-	.328	15	58	19	6	22	.265	9	34	9	4	13
Swisher	---	-	-	-	-	-	.217	6	23	5	0	3	.417	3	12	5	0	3
Teixeira	---	-	-	-	-	-	.208	13	48	10	2	12	.308	3	13	4	0	1

	2011								CAREER								CAREER AT CHASE FIELD							
PITCHER	W-L	ERA	G	IP	H	R/ER	BB	SO	W -L	ERA	G	IP	H	R/ER	BB	SO	W-L	ERA	G	IP	H	R/ER	BB	SO
Ayala	-	---	-	-	-	-	-	-	1-2	5.79	12	14.0	17	9/9	3	11	0-1	4.91	6	7.1	9	4/4	1	5
Burnett	-	---	-	-	-	-	-	-	3-3	4.93	6	38.1	44	26/21	18	29	2-2	7.17	4	21.1	32	22/17	13	17
Colon	-	---	-	-	-	-	-	-	0-0	6.35	1	5.2	8	4/4	2	4	0-0	6.35	1	5.2	8	4/4	2	4
Garcia	-	---	-	-	-	-	-	-	0-1	2.57	3	21.0	17	7/6	4	14	0-0	2.08	2	13.0	10	4/3	2	5
Hughes	-	---	-	-	-	-	-	-	-	---	-	-	-	-	-	-	-	---	-	-	-	-	-	-
Laffey	-	---	-	-	-	-	-	-	-	---	-	-	-	-	-	-	-	---	-	-	-	-	-	-
Logan	-	---	-	-	-	-	-	-	0-0	18.00	1	1.0	2	2/2	0	1	-	---	-	-	-	-	-	-
Noesi	-	---	-	-	-	-	-	-	-	---	-	-	-	-	-	-	-	---	-	-	-	-	-	-
Nova	-	---	-	-	-	-	-	-	-	---	-	-	-	-	-	-	-	---	-	-	-	-	-	-
Rivera	-	---	-	-	-	-	-	-	1-0	0.00	3	4.0	2	0/0	1	4	1-0	0.00	2	3.0	2	0/0	1	3
Robertson	-	---	-	-	-	-	-	-	0-0	4.50	2	2.0	3	1/1	0	3	0-0	4.50	2	2.0	3	1/1	0	3
Sabathia	-	---	-	-	-	-	-	-	1-0	1.17	1	7.2	4	2/1	3	5	-	---	-	-	-	-	-	-
Soriano	-	---	-	-	-	-	-	-	0-0	1.29	6	7.0	2	1/1	1	7	0-0	0.00	4	5.0	1	0/0	1	5
Valdes	0-0	0.00	1	1.0	0	0	0	1	0-1	5.40	4	6.2	7	4/4	2	7	0-0	0.00	2	5.2	3	0/0	2	6
Wade	-	---	-	-	-	-	-	-	2-0	0.00	11	14.1	3	0/0	2	13	1-0	0.00	4	4.0	1	0/0	0	2

Yankees vs. Milwaukee

IN THE POSTSEASON: **Overall:** 3-2
at original Yankee Stadium: 1-2 **at County Stadium:** 2-0

The Yankees have met the Milwaukee Brewers organization once in postseason play, coming in the 1981 American League Division Series…Dave Righetti earned the win in Game 1, tossing 6.0 shutout innings and also in Game 5 with 3.0 innings of relief…Goose Gossage earned the save for all three victories…Oscar Gamble went 6-for-10 in the series with 2HR and 10RBI…the Yankees won the first two games of the series at Milwaukee before dropping two games at home and coming from behind to win the fifth and final game.

The 1981 ALDS marked the first time the Division Series was played, added in as an extra round of playoffs due to the strike-shortened season.

IN 2011: Overall: 3-0
at Yankee Stadium: 3-0 **at Miller Park:** ---

The Yankees swept a three-game series vs. the Brewers at Yankee Stadium from 6/28-30…outscored the Brewers 22-4 in the series, defeating starters Zack Greinke, Shaun Marcum and Randy Wolf…marked their first sweep of the Brewers since 6/6-8/97 (when Milwaukee was a member of the American League)…posted a 5-0 shutout in the series finale, in which LHP CC Sabathia tied his career high with 14K.

The Yankees have gone 211-182-1 all time against the Brewers, including a 7-5 record in 1969 vs. the Seattle Pilots.

NYY vs. MILWAUKEE in 2011

Date	H/A	W/L	Score	Record
6/28	at NYY	W	12-2	1-0
6/29	at NYY	W	5-2	2-0
6/30	at NYY	W	5-0	3-0
Total in 2011		**-**	**22-4**	**3-0**

	2011						CAREER						CAREER AT MILLER PARK					
BATTER	**AVG**	**G**	**AB**	**H**	**HR**	**RBI**	**AVG**	**G**	**AB**	**H**	**HR**	**RBI**	**AVG**	**G**	**AB**	**H**	**HR**	**RBI**
Cano	.273	3	11	3	0	3	.250	6	20	5	1	6	.222	3	9	2	1	3
Cervelli	.750	2	4	3	0	2	.750	2	4	3	0	2	---	-	-	-	-	-
Chavez	---	-	-	-	-	-	.333	3	12	4	1	2	---	-	-	-	-	-
Dickerson	.000	3	2	0	0	0	.207	16	29	6	1	3	.265	22	49	13	1	8
Gardner	.100	3	10	1	0	0	.100	3	10	1	0	0	---	-	-	-	-	-
Granderson	.250	2	4	1	0	1	.216	11	37	8	1	6	.200	3	10	2	0	1
Jeter	---	-	-	-	-	-	.337	26	95	32	2	13	.308	3	13	4	1	2
Jones	.500	1	2	1	0	0	.264	72	273	72	14	47	.292	24	96	28	8	26
Martin	.250	2	8	2	1	4	.343	28	99	34	6	23	.364	11	44	16	2	7
Montero	---	-	-	-	-	-	---	-	-	-	-	-	---	-	-	-	-	-
Nunez	.100	3	10	0	0	0	.100	3	10	0	0	0	---	-	-	-	-	-
Posada	.333	3	12	4	1	2	.242	10	33	8	1	2	.250	2	8	2	0	0
Rodriguez	.286	2	7	2	0	0	.299	29	117	35	6	21	.400	3	10	4	2	4
Swisher	.400	3	10	4	1	5	.400	3	10	4	1	5	---	-	-	-	-	-
Teixeira	.154	3	13	2	2	5	.273	14	55	15	5	18	.400	3	10	4	1	4
NYY Totals	**.250**	**3**	**96**	**24**	**5**	**22**												

	2011								CAREER								CAREER AT MILLER PARK							
PITCHER	**W-L**	**ERA**	**G**	**IP**	**H**	**R/ER**	**BB**	**SO**	**W-L**	**ERA**	**G**	**IP**	**H**	**R/ER**	**BB**	**SO**	**W-L**	**ERA**	**G**	**IP**	**H**	**R/ER**	**BB**	**SO**
Ayala	-	---	-	-	-	-	-	-	1-2	5.79	12	14.0	17	9/9	3	11	0-1	4.91	6	7.1	9	4/4	1	5
Burnett	-	---	-	-	-	-	-	-	3-3	4.93	6	38.1	44	26/21	18	29	2-2	7.17	4	21.1	32	22/17	13	17
Colon	-	---	-	-	-	-	-	-	0-0	6.35	1	5.2	8	4/4	2	4	0-0	6.35	1	5.2	8	4/4	2	4
Garcia	-	---	-	-	-	-	-	-	0-1	2.57	3	21.0	17	7/6	4	14	0-0	2.08	2	13.0	10	4/3	2	5
Hughes	-	---	-	-	-	-	-	-	-	---	-	-	-	-	-	-	-	---	-	-	-	-	-	-
Laffey	-	---	-	-	-	-	-	-	-	---	-	-	-	-	-	-	-	---	-	-	-	-	-	-
Logan	-	---	-	-	-	-	-	-	0-0	18.00	1	1.0	2	2/2	0	1	-	---	-	-	-	-	-	-
Noesi	-	---	-	-	-	-	-	-	-	---	-	-	-	-	-	-	-	---	-	-	-	-	-	-
Nova	-	---	-	-	-	-	-	-	-	---	-	-	-	-	-	-	-	---	-	-	-	-	-	-
Rivera	-	---	-	-	-	-	-	-	1-0	0.00	3	4.0	2	0/0	1	4	1-0	0.00	2	3.0	2	0/0	1	3
Robertson	-	---	-	-	-	-	-	-	0-0	4.50	2	2.0	3	1/1	0	3	0-0	4.50	2	2.0	3	1/1	0	3
Sabathia	-	---	-	-	-	-	-	-	1-0	1.17	1	7.2	4	2/1	3	5	-	---	-	-	-	-	-	-
Soriano	-	---	-	-	-	-	-	-	0-0	1.29	6	7.0	2	1/1	1	7	0-0	0.00	4	5.0	1	0/0	1	5
Valdes	-	---	-	-	-	-	-	-	0-0	0.00	2	2.2	1	0/0	1	1	-	---	-	-	-	-	-	-
Wade	-	---	-	-	-	-	-	-	2-0	0.00	11	14.1	3	0/0	2	13	1-0	0.00	4	4.0	1	0/0	0	2
NYY Totals	**3-0**	**1.33**	**3**	**27.0**	**25**	**4/4**	**4**	**25**																

Yankees vs. Philadelphia

IN THE POSTSEASON: **Overall:** 8-2
at home: 4-1 (**at original Yankee Stadium:** 2-0; **at current Yankee Stadium:** 2-1)
at Philadelphia: 4-1 (**at Shibe Park:** 2-0; **at Citizens Bank Park:** 2-1)

The Yankees and Phillies have met twice in postseason play, facing off in the 1950 World Series and the 2009 World Series…the Yankees swept the '50 series in four games, winning their 13th championship, and won the 2009 Fall Classic, 4-games-to-2, for their 27th title…in the 1950 Series, Yankees pitchers allowed just five runs (three earned) all series, tallying a 0.73 combined ERA in 37.0IP…each of the first three games were decided by one run, including a 1-0 victory behind Vic Raschi in Game 1 and a 2-1, 10-inning win behind Allie Reynolds in Game 2.

IN 2011

The Yankees and Phillies did not meet in Interleague play this season…have played eight series against each other during the regular season…last met in June 2010 with the Yankees going 1-2…the all-time Interleague series is tied, 12-12, with the Yankees going 7-5 at home (2-4 at the current Yankee Stadium) and 5-7 on the road (2-1 at Citizens Bank Park).

	2011						CAREER						CAREER AT CITIZENS BANK PARK					
BATTER	**AVG**	**G**	**AB**	**H**	**HR**	**RBI**	**AVG**	**G**	**AB**	**H**	**HR**	**RBI**	**AVG**	**G**	**AB**	**H**	**HR**	**RBI**
Cano	---	-	-	-	-	-	.303	9	33	10	1	2	.250	3	8	2	0	0
Chavez	---	-	-	-	-	-	.207	8	29	6	2	6	---	-	-	-	-	-
Dickerson	---	-	-	-	-	-	.188	7	16	3	0	0	.143	4	14	2	0	0
Gardner	---	-	-	-	-	-	.286	5	14	4	0	2	---	-	-	-	-	-
Granderson	---	-	-	-	-	-	.320	6	25	8	2	2	.462	3	13	6	1	1
Jeter	---	-	-	-	-	-	.296	24	98	29	5	14	.333	3	12	4	0	2
Jones	---	-	-	-	-	-	.246	177	646	159	38	112	.193	35	140	27	6	24
Martin	---	-	-	-	-	-	.278	22	72	2	4	9	.313	10	32	10	2	5
Montero	---	-	-	-	-	-	---	-	-	-	-	-	---	-	-	-	-	-
Nunez	---	-	-	-	-	-	---	-	-	-	-	-	---	-	-	-	-	-
Posada	---	-	-	-	-	-	.264	15	53	14	4	11	.231	3	13	3	1	2
Rodriguez	---	-	-	-	-	-	.250	8	28	7	2	5	.222	3	9	2	0	1
Swisher	---	-	-	-	-	-	.074	8	27	2	1	3	---	-	-	-	-	-
Teixeira	---	-	-	-	-	-	.250	29	112	28	10	23	.250	14	56	14	6	17

	2011								CAREER								CAREER AT CITIZENS BANK PARK							
PITCHER	**W-L**	**ERA**	**G**	**IP**	**H**	**R/ER**	**BB**	**SO**	**W -L**	**ERA**	**G**	**IP**	**H**	**R/ER**	**BB**	**SO**	**W-L**	**ERA**	**G**	**IP**	**H**	**R/ER**	**BB**	**SO**
Ayala	-	---	-	-	-	-	-	-	4-1	1.50	40	42.0	30	9/7	11	32	-	---	-	-	-	-	-	-
Burnett	-	---	-	-	-	-	-	-	5-9	5.13	18	100.0	104	60/57	50	90	2-3	5.04	6	30.1	28	17/17	12	31
Colon	-	---	-	-	-	-	-	-	1-2	4.65	5	31.0	32	18/16	13	18	0-1	9.00	1	4.0	6	4/4	2	4
Garcia	-	---	-	-	-	-	-	-	-	---	-	-	-	-	-	-	0-3	5.50	6	34.1	46	22/21	12	38
Hughes	-	---	-	-	-	-	-	-	-	---	-	-	-	-	-	-	-	---	-	-	-	-	-	-
Laffey	0-0	4.50	1	2.0	2	1/1	0	1	0-0	4.50	1	2.0	2	1/1	0	1	-	---	-	-	-	-	-	-
Logan	-	---	-	-	-	-	-	-	0-0	0.00	5	4.2	2	0/0	2	6	0-0	0.00	1	1.0	0	0/0	0	3
Noesi	-	---	-	-	-	-	-	-	-	---	-	-	-	-	-	-	-	---	-	-	-	-	-	-
Nova	-	---	-	-	-	-	-	-	-	---	-	-	-	-	-	-	-	---	-	-	-	-	-	-
Rivera	-	---	-	-	-	-	-	-	1-0	1.69	9	10.2	6	2/2	0	11	0-0	0.00	2	3.0	2	0/0	0	3
Robertson	-	---	-	-	-	-	-	-	0-0	0.00	2	2.0	0	0/0	1	2	-	---	-	-	-	-	-	-
Sabathia	-	---	-	-	-	-	-	-	2-1	4.23	4	27.2	27	13/13	7	19	-	---	-	-	-	-	-	-
Soriano	-	---	-	-	-	-	-	-	1-1	3.52	16	15.1	11	6/6	4	15	0-0	1.08	9	8.1	3	1/1	3	9
Valdes	-	---	-	-	-	-	-	-	0-0	4.82	4	9.1	10	6/5	3	14	0-0	6.75	2	4.0	5	4/3	1	7
Wade	-	---	-	-	-	-	-	-	1-0	2.45	3	3.2	2	1/1	1	1	2-1	1.86	18	19.1	12	4/4	6	16

Yankees vs. St. Louis

IN THE POSTSEASON: **Overall:** 15-13
at original Yankee Stadium: 6-9 **at Busch Stadium I:** 9-4

The Yankees and Cardinals have met five times in the World Series with the Yankees winning two titles (1928: 4-0; 1943 : 4-1) and St. Louis winning three (1926: 4-3; 1942: 4-1; and 1964: 4-3)…St. Louis is one of three teams against whom the Yankees have a sub-.500 mark in the World Series (are also 0-1 vs. Arizona and 0-1 vs. Florida)…the Yankees still lead St. Louis 15-13 in individual World Series games between the clubs…in the 1926 Series, Babe Ruth hit four home runs and was famously caught stealing for the final out in a Game 7 loss…the Yankees' sweep of the 1928 World Series featured Babe Ruth's second career World Series three-homer game in Game 4 and a team-leading 4HR in the series from Lou Gehrig…the Cardinals' win in the '42 Series snapped the Yankees' streak of winning championships in eight consecutive World Series appearances (last loss had been to St. Louis in '26)…in 1943, the Yankees reversed the results for the Series win, despite missing Joe DiMaggio, Tommy Henrich, Phil Rizzuto, George Selkirk, Red Ruffing and Buddy Hasset due to military service…the seven-game loss in 1964 marked the Yankees' last appearance in the Fall Classic until facing Cincinnati in 1976.

IN 2011: Did not meet

In 2011: Did not meet…the Yankees and Cardinals have twice met in Interleague play, with the Yankees sweeping St. Louis in 2003 at the original Yankee Stadium and the Cardinals taking two out of three at Busch Stadium in 2005.

NYY vs. MILWAUKEE in 2011

Date	H/A	W/L	Score	Record
6/28	at NYY	W	12-2	1-0
6/29	at NYY	W	5-2	2-0
6/30	at NYY	W	5-0	3-0
Total in 2011		**-**	**22-4**	**3-0**

	2011						CAREER						CAREER AT BUSCH STADIUM III					
BATTER	**AVG**	**G**	**AB**	**H**	**HR**	**RBI**	**AVG**	**G**	**AB**	**H**	**HR**	**RBI**	**AVG**	**G**	**AB**	**H**	**HR**	**RBI**
Cano	---	-	-	-	-	-	.300	3	10	3	0	0 ---	-	-	-	-		-
Cervelli	---	-	-	-	-	-	---	-	-	-	-	- ---	-	-	-	-		-
Chavez	---	-	-	-	-	-	.500	1	2	1	1	1 ---	-	-	-	-		-
Dickerson	---	-	-	-	-	-	.269	22	67	18	1	1.429	7	21	9	0		0
Gardner	---	-	-	-	-	-	---	-	-	-	-	- ---	-	-	-	-		-
Granderson	---	-	-	-	-	-	.460	12	50	23	3	11.417	3	12	5	2		2
Jeter	---	-	-	-	-	-	.308	6	26	8	0	4 ---	-	-	-	-		-
Jones	---	-	-	-	-	-	.262	78	252	66	12	49.435	8	23	10	3		9
Martin	---	-	-	-	-	-	.274	26	95	26	0	7.200	12	50	10	0		1
Montero	---	-	-	-	-	-	---	-	-	-	-	- ---	-	-	-	-		-
Nunez	---	-	-	-	-	-	---	-	-	-	-	- ---	-	-	-	-		-
Posada	---	-	-	-	-	-	.357	5	14	5	1	2 ---	-	-	-	-		-
Rodriguez	---	-	-	-	-	-	.308	3	13	4	0	3 ---	-	-	-	-		-
Swisher	---	-	-	-	-	-	.286	3	14	4	1	3 ---	-	-	-	-		-
Teixeira	---	-	-	-	-	-	.393	7	28	11	0	3.417	3	12	5	0		2

	2011								CAREER								CAREER AT BUSCH STADIUM III							
PITCHER	**W-L**	**ERA**	**G**	**IP**	**H**	**R/ER**	**BB**	**SO**	**W -L**	**ERA**	**G**	**IP**	**H**	**R/ER**	**BB**	**SO**	**W-L**	**ERA**	**G**	**IP**	**H**	**R/ER**	**BB**	**SO**
Ayala	-	---	-	-	-	-	-	-	0-1	3.00	11	12.0	10	4/4	2	5	0-0	9.00	1	1.0	1	1/1	0	0
Burnett	-	---	-	-	-	-	-	-	4-3	3.09	8	55.1	43	22/19	31	42	-	---	-	-	-	-	-	-
Colon	-	---	-	-	-	-	-	-	1-0	5.06	3	16.0	15	9/9	6	20	0-0	9.00	1	4.0	7	4/4	1	4
Garcia	-	---	-	-	-	-	-	-	1-0	0.00	1	8.0	4	0/0	1	2	-	---	-	-	-	-	-	-
Hughes	-	---	-	-	-	-	-	-	-	---	-	-	-	-	-	-	-	---	-	-	-	-	-	-
Laffey	-	---	-	-	-	-	-	-	-	---	-	-	-	-	-	-	-	---	-	-	-	-	-	-
Logan	-	---	-	-	-	-	-	-	-	---	-	-	-	-	-	-	-	---	-	-	-	-	-	-
Noesi	-	---	-	-	-	-	-	-	-	---	-	-	-	-	-	-	-	---	-	-	-	-	-	-
Nova	-	---	-	-	-	-	-	-	-	---	-	-	-	-	-	-	-	---	-	-	-	-	-	-
Rivera	-	---	-	-	-	-	-	-	0-0	0.00	3	3.1	0	0/0	0	4	-	---	-	-	-	-	-	-
Robertson	-	---	-	-	-	-	-	-	-	---	-	-	-	-	-	-	-	---	-	-	-	-	-	-
Sabathia	-	---	-	-	-	-	-	-	2-0	2.61	3	29.2	14	6/6	5	15	2-0	0.53	2	17.0	8	1/1	2	11
Soriano	-	---	-	-	-	-	-	-	0-2	3.38	8	8.0	6	4/3	2	7	0-0	0.00	2	2.0	0	0/0	0	2
Valdes	-	---	-	-	-	-	-	-	0-0	2.25	4	4.0	2	1/1	0	1	0-1	3.18	5	5.2	5	2/2	2	6
Wade	-	---	-	-	-	-	-	-	0-0	0.00	3	3.0	4	1/0	2	0	0-0	0.00	1	2.0	3	0/0	1	0

©2011 YES Network. All rights reserved. All New York Yankees trademarks and copyrights are owned by the New York Yankees and are used with the permission of the New York Yankees.

YANKEES BASEBALL

WATCH IT ON AMERICA'S #1 REGIONAL SPORTS NETWORK

YES

yesnetwork.com

Organizational Summary

AAA	Scranton/Wilkes-Barre Yankees	International League	73-69 (.514)
AA	Trenton Thunder	Eastern League	68-73 (.482)
A	Tampa Yankees	Florida State League	74-64 (.536)
A	Charleston RiverDogs	South Atlantic League	55-85 (.393)
Short-A	Staten Island Yankees	New York-Penn League	45-28 (.616)
R	GCL Yankees	Gulf Coast League	37-23 (.617)

CROWNING ACHIEVEMENT: The **Short-Season Single-A Staten Island Yankees** (45-29) won the New York-Penn League championship, their sixth title in the last 12 years…marked the 18th time that a Yankees affiliate won the NYPL championship…the **GCL Yankees** won their fourth championship in the last eight seasons, also winning their division for the second time in the last three years…marks the seventh consecutive season that at least one New York Yankees affiliate has won a league championship.

2011 DRAFT RECAP: With their first selection (51st pick overall in Compensation Round A) in the 2011 First-Year Player Draft, the Yankees drafted **3B Dante Bichette Jr.** out of Orangewood Christian High School in Maitland, Fla…was named All-Central Florida Baseball Player of the Year by the Orlando Sentinel in both his junior and senior seasons…was named MVP of the Gulf Coast League in his professional debut, hitting .342 (67-for-196) with 17 doubles, 3 triples, 3HR and 47RBI in 52 games…with their third round pick (118th overall), the Yankees selected 2010-11 Gatorade New Hampshire Baseball Player of the Year **RHP Jordan Cote** from Winnisquam Regional High School (N.H.)…selected **INF Matthew Duran** out of New Rochelle High School in New Rochelle, New York with their fourth round selection (149th overall)…Duran was a member of Hank's Yanks, a youth baseball team sponsored by Yankees General Partner/Co-Chairperson Hank Steinbrenner… the Yankees drafted a total of 34 pitchers, one catcher, seven infielders and eight outfielders…selected 28 high school players and 22 from college…signed 21 of their draft picks, including eight of their first nine selections and 19 of their top 25.

RISING STARS: Short-Season Single-A Staten Island **CF Mason Williams** led the New York-Penn League with 94H during the regular season…set a franchise-record for Staten Island, surpassing Eduardo Nunez's record of 88 set in 2005…also set a team record with 28 stolen bases in the regular season, breaking the previous record of 23 shared by Jimmy Paredes (2009) and Seth Taylor (1999)…Tampa **CF Abraham Almonte** had a league-best 34-game hitting streak from 7/26-9/2…batted .350 (50-for-143) with eight doubles, five triples, 1HR and 19RBI during the stretch (including 15 multi-hit contests)…marked the longest hitting streak in the Florida State League since Clearwater's Harold Garcia hit safely in 37 consecutive games in 2010.

DSL YANKEES: The Dominican Summer League Yankees 1 completed the 2011 season with a 32-38 record, finishing sixth in the Boca Chica South Division… the Dominican Summer League Yankees 2 finished 28-42, finishing in eighth place in the Boca Chica North Division…**OF Mikeson Oliberto** hit .324 (36-for-111) with 2HR, 18RBI and 6SB in 31 games for the DSL Yankees 2…**RHP Melvin Mercedes** went 3-5 with a 2.67 ERA in 13 games (10 starts) for the DSL Yankees 1 (57.1IP, 17ER), and **RHP Angel Rincon** went 3-5 with a 2.24 ERA with 60 strikeouts in 13 games (12 starts) on the season (60.1IP, 15ER).

The Staten Island Yankees captured their second championship in the last three seasons in 2011.

ORGANIZATIONAL LEADERS

Batting Average

Tyler Austin	STA	.354
Mason Williams	STA	.349
Dante Bichette, Jr.	STA	.335
Claudio Custodio	GCL	.325
Walter Ibarra	TAM	.297

HR

Jorge Vazquez	SWB	32
Cody Johnson	TAM	21
Jesus Montero	SWB	18
Gary Sanchez	CHA	17
3 others tied		16

RBI

Jorge Vazquez	SWB	93
Robert Lyerly	TRE	80
Zoilo Almonte	TRE	77
Brandon Laird	SWB	69
2 others tied		67

SB

Raymond Kruml	SWB	40
Abraham Almonte	TAM	30
Austin Krum	TRN	28
Mason Williams	STA	28
Claudio Custodio	YAN	26

ERA

David Phelps	SWB	2.99
Michael O'Brien	TAM	3.16
D.J. Mitchell	SWB	3.18
William Oliver	STA	3.42
Adam Warren	SWB	3.60

Wins

D.J. Mitchell	SWB	13
Shaeffer Hall	TRN	11
Craig Heyer	TRN	10
Jose Quintana	TAM	10
Brett Marshall	TAM	9

Strikeouts

Dellin Betances	SWB	142
Shane Greene	CHA	128
Manny Banuelos	SWB	125
Brett Marshall	TAM	114
2 others tied		111

Saves

Kevin Whelan	SWB	23
Ryan Flannery	TAM	19
Mark Montgomery	CSC	15
Branden Pinder	STA	14
Josh Schmidt	TRE	10

2011 Scranton/Wilkes-Barre Yankees (AAA)

2011 INTERNATIONAL LEAGUE FINAL STANDINGS

NORTH DIVISION	W	L	PCT	GB
Pawtucket Red Sox	81	61	.570	-
Lehigh Valley IronPigs	80	64	.556	2.0
Scranton/Wilkes-Barre Yankees	**73**	**69**	**.514**	**8.0**
Syracuse Chiefs	66	74	.471	14.0
Buffalo Bisons	61	82	.427	20.5
Rochester Red Wings	53	91	.368	29.0

SOUTH DIVISION	W	L	PCT	GB
Durham Bulls	80	62	.563	-
Gwinnett Braves	78	65	.545	2.5
Charlotte Knights	69	74	.483	11.5
Norfolk Tides	56	87	.392	24.5

WEST DIVISION	W	L	PCT	GB
Columbus Clippers	79	64	.552	-
Indianapolis Indians	79	65	.549	0.5
Louisville Bats	71	73	.493	8.5
Toledo Mud Hens	70	73	.490	9.0

2011 SCRANTON/WILKES-BARRE YANKEES HIGHLIGHTS

The Scranton/Wilkes-Barre Yankees went 73-69 in 2011, finishing in third place in the International League's North Division…missed the playoffs for the first time since becoming the Triple-A affiliate of the New York Yankees in 2007…won 42 of their final 63 games, finishing with a record above .500 for the sixth consecutive year…recorded a league-best 13 shutouts…were the only team in the International League to finish in the top four in both team ERA and batting average.

BATTING NOTES: The Yankees combined for a .264 team batting average, ranking third in the International League…were led by **C Jesus Montero** who hit .288 (121-for-420) with 19 doubles, one triple, 18HR and 67RBI in 109 games with the SWB Yankees…had 12HR and 40RBI in his final 43 games, prior to being promoted to the Major League team on 9/1…was named to the league's midseason All-Star team along with teammate **INF Jorge Vazquez**…in 118 games, Vazquez hit .262 (119-for-455) with a league-high 32HR…ranked second in the league in RBI (93) and fourth in total bases (235)…earned IL "Batter of the Week" honors twice this season (4/11-4/18 and 7/25-8/1)…was named to the IL Postseason All-Star team as a designated hitter, the first Yankee to be elected at that position since Shelley Duncan in 2007…**OF Justin Maxwell** was named IL "Batter of the Week" for 5/23-31…reached base safely in 23 consecutive games from 4/9-5/2.

PITCHING NOTES: The Scranton/WB Yankees ranked fourth in the International League with a combined 3.80 team ERA…were led by **RHP D.J. Mitchell** who went 13-9 with a 3.18 ERA (161.1IP, 57ER), allowing 3ER or less in 18 of his 24 starts…ranked second in the league in wins and innings pitched and fifth in ERA…tossed a league-high-tying three complete games, including two shutouts…**RHP Adam Warren** ranked 10th in the league with a 3.60 ERA (152.1IP, 61ER)…was selected to the league's midseason All-Star team after going 6-3 with a 3.20 ERA (104.1IP, 37ER) in 17 starts prior to the All-Star break…**RHP Kevin Whelan** was also named to the midseason All-Star team, converting 18 of 21 save opportunities with a 1.61 ERA (28.0IP, 5ER) prior to the break…finished the year tied for second in the league with 23 saves...held opponents hitless in 21 of his 45 appearances this season.

SCRANTON/WB ALL-STARS

Midseason: C Jesus Montero, INF Jorge Vazquez, RHP Adam Warren, RHP Kevin Whelan

Postseason: INF Jorge Vazquez

2011 Scranton/Wilkes-Barre Yankees (AAA)

BATTERS	AVG	G	AB	R	H	2B	3B	HR	RBI	BB	SO	SB	CS	OBP	SLG	E
Bernier, Doug	.237	95	291	32	69	13	4	0	29	37	78	4	1	.328	.309	6
Brewer, Dan	.278	46	151	17	42	9	1	0	9	14	47	8	4	.347	.351	0
Castro, Kelvin	---	2	0	0	0	0	0	0	0	0	0	0	0	---	---	-
Cervelli, Francisco	.154	3	13	2	2	0	0	0	1	1	5	0	0	.267	.154	0
*Dickerson, Chris	.241	57	212	33	51	10	1	2	16	30	63	18	4	.341	.325	4
Gil, Jose	.250	6	16	2	4	1	0	0	0	0	4	0	0	.250	.313	0
Golson, Greg	.263	105	384	55	101	9	7	8	33	30	105	15	5	.330	.385	1
*Krum, Austin	.246	64	224	33	55	10	2	0	13	26	51	9	4	.328	.308	0
*Kruml, Raymond	.150	12	40	3	6	1	0	0	3	6	11	3	1	.261	.175	0
Laird, Brandon	.260	123	462	51	120	27	0	16	69	17	84	0	0	.288	.422	10
*Lamb, Mike	.296	53	203	27	60	13	2	6	26	13	29	0	0	.348	.468	1
Maruszak, Addison	.125	3	8	1	1	0	0	0	0	0	3	0	0	.125	.125	0
Maxwell, Justin	.260	48	177	36	46	8	1	16	35	26	72	11	2	.358	.588	0
Molina, Gustavo	.253	47	162	9	41	6	0	4	21	7	37	0	0	.287	.364	3
Montero, Jesus	.288	109	420	52	121	19	1	18	67	36	98	0	0	.348	.467	2
Nunez, Luis	.234	78	256	25	60	14	0	2	27	13	33	3	0	.275	.313	4
Parraz, Jordan	.289	126	443	66	128	28	6	9	52	42	91	5	4	.362	.440	4
#Pena, Ramiro	.273	55	209	27	57	12	1	4	18	20	35	3	2	.339	.397	4
Pilittere, P.J.	.209	22	67	4	14	2	0	0	5	8	10	1	0	.293	.239	0
Rodriguez, Alex	.400	2	5	0	2	0	0	0	1	2	1	0	0	.571	.400	1
Romine, Austin	.133	4	15	1	2	0	0	0	1	0	3	0	0	.133	.133	0
Russo, Kevin	.273	113	450	53	123	19	6	4	46	33	103	12	4	.327	.369	9
#Tiffee, Terry	.345	29	110	16	38	12	0	3	13	1	18	0	0	.348	.536	1
Vazquez, Jorge	.262	118	455	67	119	20	0	32	93	30	166	0	0	.314	.516	6
Team Total	**.264**	**142**	**4773**	**612**	**1262**	**233**	**32**	**124**	**578**	**392**	**1147**	**92**	**31**	**.326**	**.405**	**67**

PITCHERS	W-L	ERA	G	GS	CG	SHO	SV	IP	H	R	ER	HR	HB	BB	SO	WP
*Arias, Wilkins	0-0	13.50	1	0	0	0	0	0.2	1	1	1	0	0	0	0	0
Ayala, Luis	0-0	1.80	3	0	0	0	0	5.0	6	1	1	0	0	0	7	0
*Banuelos, Manny	2-2	4.19	7	7	1	1	0	34.1	36	17	16	2	1	19	31	2
Betances, Dellin	0-3	5.14	4	4	1	0	0	21.0	16	12	12	2	1	15	27	2
Brackman, Andrew	3-6	6.00	33	13	0	0	1	96.0	82	65	64	10	14	75	75	19
Carlyle, Buddy	2-2	3.98	27	2	0	0	1	43.0	35	19	19	5	1	16	31	4
*Flores, Randy	1-3	3.07	29	0	0	0	4	29.1	27	10	10	3	1	5	20	3
Garcia, Freddy	1-0	4.50	1	0	0	0	0	4.0	8	2	2	1	0	1	0	0
Gordon, Brian	0-0	0.00	1	1	0	0	0	5.0	4	0	0	0	0	0	7	0
Gordon, Brian	5-0	1.00	13	10	0	0	0	60.1	43	11	7	4	1	7	63	1
*Hall, Shaeffer	1-0	2.84	1	1	0	0	0	6.1	5	2	2	1	0	0	3	0
Hernandez, Fernando	0-0	9.00	1	0	0	0	0	2.0	4	2	2	0	0	2	5	0
*Igawa, Kei	1-0	2.78	4	4	0	0	0	22.2	18	8	7	2	2	13	12	1
Kensing, Logan	1-1	4.28	21	0	0	0	4	27.1	32	16	13	5	0	13	32	1
Kontos, George	4-4	2.62	40	4	0	0	2	89.1	72	27	26	12	2	26	91	3
*Laffey, Aaron	0-1	7.36	2	1	0	0	0	3.2	5	5	3	0	1	2	1	0
Millwood, Kevin	1-1	8.00	2	2	1	0	0	9.0	14	8	8	3	0	2	7	0
Mitchell, D.J.	13-9	3.18	28	24	3	2	0	161.1	155	60	57	10	9	63	112	16
Noesi, Hector	1-1	3.28	6	5	0	0	0	24.2	28	11	9	0	2	9	17	2
Norton, Tim	1-0	0.00	1	0	0	0	0	1.0	1	0	0	0	0	0	2	0
Nova, Ivan	1-2	3.38	3	3	0	0	0	16.0	16	6	6	3	0	2	18	6
Pendleton, Lance	3-4	3.11	18	10	0	0	1	66.2	58	23	23	7	2	24	45	3
Phelps, David	6-6	3.19	18	18	1	1	0	107.1	115	42	38	11	4	26	90	0
Pope, Ryan	2-1	8.14	14	0	0	0	0	21.0	29	19	19	3	3	7	20	1
Prior, Mark	0-0	0.00	1	0	0	0	0	1.0	0	0	0	0	0	0	0	0
Proctor, Scott	0-0	2.57	6	0	0	0	0	7.0	8	2	2	0	0	2	8	0
Proctor, Scott	1-0	1.50	20	0	0	0	3	24.0	18	5	4	1	0	7	32	1
*Romero, J.C.	1-0	2.92	11	0	0	0	0	12.1	11	5	4	0	3	5	10	1
*Romero, J.C.	1-0	2.33	16	0	0	0	0	19.1	14	6	5	0	3	6	15	2
Sanit, Amauri	2-1	5.21	10	2	0	0	0	19.0	24	11	11	4	2	7	25	4
Schmidt, Josh	5-2	2.81	19	0	0	0	1	32.0	28	11	10	3	2	12	29	2
Silva, Carlos	2-1	3.52	4	4	0	0	0	23.0	21	9	9	4	1	4	13	0
*Sisco, Andrew	2-0	1.88	16	0	0	0	0	14.1	8	3	3	0	0	12	15	0
*Smith, Greg	3-3	4.84	13	10	0	0	0	57.2	68	34	31	9	1	27	36	2
Soriano, Rafael	1-0	4.50	2	0	0	0	0	2.0	1	1	1	1	0	0	2	0
Texeira, Kanekoa	0-1	22.85	5	0	0	0	0	4.1	16	13	11	1	0	3	4	0
Todd, Jess	0-1	10.80	2	0	0	0	0	1.2	1	2	2	0	0	2	1	0
Todd, Jess	0-1	10.97	10	0	0	0	0	10.2	19	13	13	2	0	8	7	2
*Valdes, Raul	1-0	0.00	3	0	0	0	0	3.0	5	0	0	0	0	0	2	0
Wade, Cory	1-0	0.00	1	0	0	0	0	1.2	2	0	0	0	0	0	1	0
Wade, Cory	3-1	1.17	22	0	0	0	0	38.1	36	5	5	4	1	6	35	0
Warren, Adam	6-8	3.60	27	27	1	0	0	152.1	145	68	61	13	8	53	111	4
Whelan, Kevin	2-3	2.75	45	0	0	0	23	52.1	38	16	16	5	1	14	54	9
Wordekemper, Eric	3-3	3.60	42	0	0	0	2	50.0	52	20	20	2	1	22	33	3
Team Total	**79-69**	**3.80**	**142**	**142**	**8**	**13**	**39**	**1230.1**	**1195**	**551**	**519**	**122**	**62**	**483**	**997**	**88**

KEY: *- Lefthanded hitter/pitcher, # - switch hitter

2011 Trenton Thunder (AA)

2011 EASTERN LEAGUE FINAL STANDINGS

EASTERN DIVISION	W	L	PCT	GB
New Hampshire Fisher Cats	77	65	.542	-
Reading Phillies	74	68	.521	3.0
New Britain Rock Cats	72	70	.507	5.0
Trenton Thunder	**68**	**73**	**.482**	**8.5**
Binghamton Mets	65	76	.461	11.5
Portland Sea Dogs	59	83	.415	18.0

WESTERN DIVISION	W	L	PCT	GB
Harrisburg Senators	80	62	.563	-
Richmond Flying Squirrels	76	66	.535	4.0
Bowie Baysox	75	66	.532	4.5
Akron Aeros	73	69	.514	7.0
Erie Seawolves	67	75	.472	13.0
Altoona Curve	64	77	.454	15.5

2011 TRENTON THUNDER HIGHLIGHTS

The Trenton Thunder went 68-73 in 2011, finishing in fourth place in the Eastern League's Eastern Division…finished with a record below .500 and missed the playoffs for just the second time since the 2004 season…won 21 games in May, the most wins in any month by an Eastern League team since Akron also won 21 games in June 2008…lost 41 of their final 62 games.

BATTING NOTES: C Austin Romine was named to the midseason All-Star team, batting .293 (65-for-222) with 11 doubles, 4HR and 36RBI prior to the All-Star break…**2B Corban Joseph** led the team in games played (131), hits (138), doubles (38), RBI (58) and walks (59) while also being named to the midseason All-Star team…**OF Raymond Kruml** led the team with 37SB, ranking third in the league…marked the most steals by a Thunder player since 2006 (Justin Christian – 68).

RECORD SETTING WEEKEND

Derek Jeter's rehab game on July 3 drew 9,212 fans, setting a franchise record for single-game attendance for Mercer County Waterfront Stadium. His two day rehab stint, July 3-4, drew 18,214 fans, more than any other back-to-back games in franchise history, besting May 9 and May 10, 2003 in which Jeter rehabbed with the Thunder (17,190 total).

PITCHING NOTES: The Yankees finished the season with a 4.04 team ERA, ranking eighth in the league…recorded a 4.61 team ERA from June to September, after posting ERA's of 3.26 and 2.89 in April and May respectively…**RHP Dellin Betances** was named to the mid-season All-Star team, going 4-6 with a 3.21 ERA in 21 starts with the Thunder prior to being promoted to Triple-A Scranton/Wilkes-Barre on 8/14…tossed at least 5.0IP and allowed 3ER or less in 13 of his 21 starts…**LHP Manny Banuelos** was also named to the midseason All-Star team, going 4-5 with a 3.59 ERA in 20 starts, allowing 3ER or less 17 times prior to being promoted to Scranton/Wilkes-Barre on 7/31…**RHP Josh Schmidt** led the team with nine saves, posting a 1.83 ERA with 48 strikeouts in 34.1IP out of the bullpen…**RHP Tim Norton** went 6-for-6 in save opportunities, going 1-0 with a 1.55 ERA with 44 strikeouts and eight walks in 29.0 innings of relief.

TRENTON ALL-STARS

Midseason: C Austin Romine, INF Corban Joseph, RHP Dellin Betances, LHP Manny Banuelos

2011 Trenton Thunder (AA)

BATTERS	AVG	G	AB	R	H	2B	3B	HR	RBI	BB	SO	SB	CS	OBP	SLG	E
#Almonte, Zoilo	.251	46	175	23	44	11	1	3	23	14	45	4	1	.309	.377	2
Baker, Ryan J.	.125	11	32	4	4	1	0	0	2	2	20	0	0	.194	.156	3
Brewer, Dan	.229	10	35	3	8	2	1	0	5	3	11	3	1	.282	.343	0
Gil, Jose	.253	73	249	30	63	17	0	6	35	33	40	2	1	.344	.394	5
Jeter, Derek	.500	2	4	1	2	0	0	0	0	2	1	0	0	.667	.500	1
*Johnson, Cody	.226	74	297	37	67	16	1	15	45	20	138	1	0	.277	.438	0
*Joseph, Corban	.277	131	499	75	138	38	8	5	58	59	104	4	3	.353	.415	23
*Krum, Austin	.255	70	278	39	71	10	4	2	30	33	51	19	3	.340	.342	0
*Kruml, Raymond	.290	114	452	70	131	13	8	5	35	31	107	37	11	.335	.387	4
#Leslie, Myron	.333	3	9	1	3	0	0	0	0	1	2	0	0	.400	.333	0
*Lyerly, Robert	.246	68	272	36	67	16	1	4	34	15	93	2	0	.292	.357	20
*Mack, Deangelo	.248	40	121	12	30	5	0	4	17	16	28	3	1	.357	.388	0
Maruszak, Addison	.244	108	344	40	84	22	2	7	47	52	69	2	6	.346	.381	8
Mesa, Melky	.251	105	386	58	97	24	4	9	46	36	129	18	13	.329	.404	5
*Mujica, Yadil	.233	54	172	20	40	4	0	1	14	14	22	3	1	.294	.273	8
#Pena, Ramiro	.429	2	7	1	3	0	0	0	2	0	1	0	0	.429	.429	1
Pirela, Jose	.239	128	468	50	112	21	4	8	45	25	88	9	7	.292	.353	39
Place, Jason	.148	14	54	6	8	1	1	1	4	0	15	1	1	.164	.259	2
Romine, Austin	.286	85	336	43	96	13	0	6	47	32	60	2	2	.351	.378	4
*Rye, Jack	.167	8	24	2	4	0	1	1	1	3	8	0	0	.259	.375	1
*Sublett, Damon	.280	54	182	24	51	8	7	2	28	33	55	1	0	.389	.434	3
#Suttle, Bradley	.215	86	326	41	70	18	6	9	47	40	108	4	1	.311	.390	18
Team Total	**.253**	**141**	**4722**	**616**	**1193**	**240**	**49**	**88**	**565**	**464**	**1195**	**115**	**52**	**.325**	**.380**	**158**

PITCHERS	W-L	ERA	G	GS	CG	SHO	SV	IP	H	R	ER	HR	HB	BB	SO	WP
Anderson, Brian	1-0	1.17	7	0	0	0	0	7.2	7	2	1	0	1	1	9	0
Arbiso, Cory	5-5	5.23	40	9	0	0	0	82.2	112	54	48	4	3	27	52	3
*Arias, Wilkins	4-1	2.31	29	0	0	0	2	35.0	19	10	9	3	2	13	39	3
*Banuelos, Manny	4-5	3.59	20	20	0	0	0	95.1	94	46	38	7	6	52	94	9
Betances, Dellin	4-6	3.42	21	21	0	0	0	105.1	86	49	40	7	9	55	115	5
Duff, Grant	0-0	6.00	8	0	0	0	1	9.0	13	6	6	2	0	7	5	0
Flannery, Ryan	0-0	9.00	4	0	0	0	0	5.0	10	6	5	1	0	6	7	0
*Garrison, Steve	4-8	5.95	17	16	0	0	0	75.2	102	58	50	12	3	20	46	3
*Hall, Shaeffer	10-8	4.12	26	24	0	0	1	150.2	179	85	69	14	2	38	97	2
*Halsey, Brad	2-1	4.88	23	0	0	0	0	31.1	41	27	17	2	2	24	24	7
Hernandez, Fernando	6-4	5.91	33	0	0	0	7	35.0	55	24	23	6	0	15	39	2
Heyer, Craig	10-9	4.54	28	24	0	0	0	146.2	166	88	74	9	10	38	75	2
Horne, Alan	0-2	12.79	7	1	0	0	2	6.1	8	13	9	0	2	13	3	1
Hughes, Phil	1-0	1.86	2	2	0	0	0	9.2	6	2	2	0	0	4	11	0
*Igawa, Kei	2-2	4.31	16	6	0	0	1	54.1	52	26	26	8	2	24	40	2
Madrigal, Warner	0-0	20.25	2	0	0	0	0	1.1	2	3	3	1	0	2	2	0
Marquez, Jeff	2-0	2.25	3	3	0	0	0	20.0	9	7	5	2	2	3	11	1
Millwood, Kevin	1-0	0.00	1	1	1	1	0	7.0	1	0	0	0	0	4	3	0
Norton, Tim	1-0	1.55	22	0	0	0	6	29.0	12	6	5	2	3	8	44	3
*Okamoto, Naoya	1-0	3.76	21	0	0	0	2	38.1	31	19	16	3	4	21	26	5
Pope, Ryan	0-2	3.20	22	0	0	0	6	19.2	19	11	7	1	0	5	21	1
*Romanski, Josh	0-1	2.04	13	1	0	0	0	17.2	20	5	4	2	0	6	14	1
Schmidt, Josh	3-2	1.83	24	0	0	0	9	34.1	18	7	7	1	1	13	48	3
Silva, Carlos	0-0	0.00	1	1	0	0	0	6.0	3	1	0	0	0	0	6	0
Stoneburner, Graham	1-5	4.17	11	11	0	0	0	58.1	72	36	27	3	3	20	36	2
Texeira, Kanekoa	0-1	10.64	11	0	0	0	2	11.0	24	18	13	2	0	3	7	1
*Valdes, Raul	0-0	0.00	2	0	0	0	0	1.2	0	0	0	0	0	0	2	0
Venditte, Pat	3-7	3.40	51	0	0	0	0	90.0	80	37	34	7	3	31	88	5
Whitley, Chase	3-4	3.38	19	1	0	0	1	42.2	46	21	16	6	0	19	37	1
Team Total	**68-73**	**4.04**	**141**	**141**	**1**	**2**	**40**	**1226.2**	**1287**	**667**	**550**	**105**	**58**	**472**	**1001**	**62**

KEY: *- Lefthanded hitter/pitcher, # - switch hitter

2011 Tampa Yankees (A)

2011 FLORIDA STATE LEAGUE FINAL STANDINGS

FIRST HALF

North Division	W	L	PCT	GB
Daytona Cubs	47	23	.671	-
Clearwater Threshers	39	30	.565	7.5
Dunedin Blue Jays	39	31	.557	8.0
Tampa Yankees	**37**	**32**	**.536**	**9.5**
Lakeland Flying Tigers	36	34	.514	11.0
Brevard County Manatees	27	43	.386	20.0

South Division	W	L	PCT	GB
St. Lucie Mets	38	32	.543	-
Fort Myers Miracle	34	36	.486	4.0
Jupiter Hammerheads	32	38	.457	6.0
Charlotte Stone Crabs	30	39	.435	7.5
Bradenton Marauders	30	40	.429	8.0
Palm Beach Cardinals	29	40	.320	8.5

SECOND HALF

North Division	W	L	PCT	GB
Dunedin Blue Jays	40	30	.571	-
Tampa Yankees	**37**	**32**	**.536**	**2.5**
Clearwater Threshers	36	33	.522	3.5
Brevard County Manatees	35	33	.515	4.0
Daytona Cubs	29	38	.433	9.5
Lakeland Flying Tigers	28	40	.412	11.0

South Division	W	L	PCT	GB
Bradenton Marauders	44	23	.657	-
Palm Beach Cardinals	39	30	.565	6.0
Charlotte Stone Crabs	34	36	.486	11.5
St. Lucie Mets	34	36	.486	11.5
Fort Myers Miracle	29	40	.420	16.0
Jupiter Hammerheads	28	42	.400	17.5

2011 TAMPA YANKEES HIGHLIGHTS

The Tampa Yankees went 74-64 overall in 2011, failing to make the postseason after winning the Florida State League championship in 2009 and 2010…compiled identical 37-32 records in the first and second half respectively…as a team, led the league in hits (1,249) and triples (45) and tied for second in batting average (.268)…went a league best 17-7 in June, compiling a 2.81 team ERA during the month.

BATTING NOTES: OF Abraham Almonte hit safely in a league-best 34 consecutive games from 7/26-9/1, batting .350 (50-for-143) with 8 doubles, 5 triples, 1HR, 19RBI and 26R during the streak…reached base safely in 36 consecutive games to finish the 2011 season…tied for second in the league in triples (11) and third in runs scored (92)…led the team in hits (144), total bases (205), walks (52) and stolen bases (30)…**INF Luke Murton** led the team with 62RBI…batted .303 (40-for-132) with 1HR and 48RBI with runners in scoring position…**INF Robert Lyerly** was named to the Florida State League Midseason All-Star Team, after hitting .315 (82-for-260) with 16 doubles, five triples, 4HR, 46RBI and 32R in 64 games during the season's first half…was promoted to Double-A Trenton on 6/21…**OF Zoilo Almonte** led the team in home runs (12) and ranked second in RBI (54), despite being promoted to Double-A Trenton on 7/15…hit .353 (49-for-139) with 7 doubles, 1 triple, 10HR, 35RBI and 24R in his final 37 games with Tampa before his promotion.

PITCHING NOTES: LHP Jose Quintana (7/11-18) and **RHP Preston Claiborne** (7/25-8/1) were each awarded "Pitcher of the Week" honors in 2011…Quintana went 10-2 with a 2.91 ERA in 30 appearances this year, including 12 starts…marked the most wins by a Yankees pitcher since 2009 (Lance Pendleton - 11)…went 6-1 with a 2.83 ERA as a starter this season (63.2IP, 20ER)…allowed 1ER or less in his first six starts, going 4-0 with a 1.14 ERA during the stretch (31.2IP, 4ER)…did not allow a home run in his first 38.0IP to begin the year (17 relief appearances, one start)…Claiborne ranked fourth among relievers in K/9.0IP (8.33) and fifth in batting average against (.243, 73-for-301)…**RHP Ryan Flannery** converted 19-of-22 save opportunities…issued just five walks and struck out 35 batters in 43.2IP in relief…did not allow a run in 13 consecutive relief appearances from 6/6-8/8, tossing 13.2 scoreless innings during the stretch…**LHP Josh Romanski** went 7-5 with a 3.16 ERA (88.1IP, 31ER) in 17 starts…allowed 3ER or less in 16 of those outings…limited opponents to a .176 batting average (6-for-34) with runners in scoring position and two outs.

TAMPA ALL-STARS
Midseason: INF Robert Lyerly

2011 Tampa Yankees (A)

BATTERS	AVG	G	AB	R	H	2B	3B	HR	RBI	BB	SO	SB	CS	OBP	SLG	E
Abeita, Mitch	.221	61	199	18	44	10	1	2	20	33	49	0	2	.340	.312	7
Adams, David	.308	12	52	6	16	3	0	0	4	4	8	0	2	.368	.365	0
Alcantara, Jorge	.111	7	9	2	1	0	0	0	0	0	2	0	0	.111	.111	0
#Almonte, Abraham	.268	131	537	92	144	27	11	4	52	52	100	30	11	.333	.382	6
#Almonte, Zoilo	.293	70	259	38	76	15	3	12	54	31	60	14	4	.368	.514	1
Angelini, Carmen	.257	9	35	5	9	1	2	0	2	4	10	0	2	.341	.400	1
Blaser, Tyson	.154	15	39	5	6	1	0	0	2	2	14	0	0	.283	.179	2
Brewer, Dan	.333	2	9	1	3	0	1	0	0	0	2	0	0	.333	.556	0
Castro, Kelvin	.268	95	336	54	90	15	7	5	45	24	82	8	3	.318	.399	19
Cervelli, Francisco	.300	3	10	0	3	0	0	0	1	0	2	0	0	.300	.300	0
*Chavez, Eric	.333	6	21	4	7	2	0	1	3	2	4	0	0	.391	.571	0
*Grote, Taylor	.185	73	260	27	48	11	0	2	26	35	90	2	1	.285	.250	7
*Heathcott, Slade	.600	1	5	2	3	0	0	1	1	0	1	0	0	.600	1.200	0
Higashioka, Kyle	.238	46	164	21	39	10	0	4	16	14	22	1	0	.300	.372	6
Hurst, Jon	.500	1	2	1	1	0	0	0	2	0	0	0	0	.500	.500	0
#Ibarra, Walter	.297	100	390	59	116	24	3	6	52	19	65	10	7	.333	.421	11
*Johnson, Cody	.326	39	135	26	44	10	1	6	22	11	56	0	0	.387	.548	0
#Landoni, Emerson	.254	83	236	27	60	7	2	1	20	11	47	2	2	.303	.314	14
*Lyerly, Robert	.315	64	260	32	82	16	5	4	46	18	56	4	2	.363	.462	13
*Mack, Deangelo	.300	59	207	26	62	14	4	4	30	20	33	2	2	.364	.464	3
*Mahoney, Kevin	.266	46	158	21	42	9	1	5	20	18	46	1	0	.352	.430	4
*Medchill, Neil	.225	59	191	38	43	7	0	11	25	32	64	4	1	.335	.435	4
Mesa, Melky	.167	4	12	1	2	1	0	0	1	3	4	1	0	.412	.250	0
Murphy, JR	.259	23	85	8	22	6	0	1	14	2	9	0	0	.270	.365	1
Murton, Luke	.274	116	423	44	116	28	1	8	62	40	82	2	5	.342	.402	11
Mustelier, Ronnier	.333	31	126	20	42	13	1	3	24	8	15	6	1	.378	.524	3
Place, Jason	.213	13	47	3	10	3	1	1	5	3	16	0	1	.260	.383	0
Rabago, Hector	.232	23	56	7	13	2	0	1	8	6	14	0	0	.308	.321	2
Rodriguez, Alex	.333	2	6	2	2	1	0	1	2	1	3	0	0	.429	1.000	
*Roller, Kyle	.265	60	211	27	56	13	0	7	28	22	65	1	0	.365	.427	3
Segedin, Rob	.245	52	188	32	46	4	1	2	21	15	40	4	1	.311	.309	8
Team Total	**.268**	**139**	**4669**	**649**	**1249**	**253**	**45**	**92**	**609**	**430**	**1061**	**92**	**47**	**.335**	**.400**	**138**

PITCHERS	W-L	ERA	G	GS	CG	SHO	SV	IP	H	R	ER	HR	HB	BB	SO	WP
Allen, Scottie	3-4	7.21	16	9	0	0	0	48.2	66	42	39	9	7	21	37	5
Black, Sean	4-9	7.02	24	22	0	0	0	110.1	146	96	86	17	9	41	67	14
Burawa, Daniel	2-2	3.66	20	0	0	0	2	39.1	41	18	16	0	2	9	31	3
Casanova, Reinier	1-1	6.60	11	0	0	0	1	15.0	14	11	11	0	1	11	15	5
Claiborne, Preston	3-7	3.11	38	0	0	0	5	81.0	73	33	28	8	7	30	75	3
De La Cruz, Joel	0-1	3.00	1	0	0	0	0	3.0	2	1	1	0	1	1	3	0
Flannery, Ryan	3-1	1.24	36	0	0	0	19	43.2	34	8	6	0	0	5	35	2
Gil, Francisco	7-2	4.66	32	7	0	0	0	77.1	93	46	40	7	3	28	48	4
Gipson, Mike	0-1	2.95	9	0	0	0	0	18.1	15	6	6	1	2	6	11	1
*Halsey, Brad	0-0	0.00	1	0	0	0	0	1.0	0	0	0	0	0	0	1	0
Heredia, Jairo	8-2	3.29	13	12	0	0	0	68.1	60	26	25	8	1	16	68	1
Hinojosa, Joaquin	0-1	13.50	1	0	0	0	0	1.1	2	2	2	0	1	2	1	1
Landoni, Emerson	1-0	0.00	1	0	0	0	0	2.0	1	0	0	0	1	0	1	0
Marquez, Jeff	1-1	6.08	4	4	0	0	0	13.1	17	9	9	2	3	4	7	2
Marshall, Brett	9-7	3.78	27	26	0	0	0	140.1	142	67	59	6	4	48	114	5
Marte, Ronny	1-1	3.57	39	0	0	0	3	68.0	73	29	27	3	0	18	53	5
Nuding, Zachary	0-0	0.00	1	1	0	0	0	3.0	3	0	0	0	0	1	1	1
O'Brien, Michael	4-3	3.04	10	8	0	0	0	47.1	38	16	16	5	2	22	31	2
Perez, Kelvin	0-0	6.43	8	0	0	0	1	14.0	20	12	10	1	1	5	15	0
Pope, Ryan	0-0	0.00	4	0	0	0	0	5.0	1	0	0	0	0	2	4	1
Prior, Mark	0-0	6.00	3	0	0	0	0	3.0	2	2	2	0	0	2	2	0
*Quintana, Jose	10-2	2.91	30	12	0	0	1	102.0	86	35	33	5	1	28	88	7
Ramirez, Jose A.	0-5	8.14	6	6	0	0	0	24.1	35	25	22	3	1	11	25	0
*Romanski, Josh	7-5	3.16	17	17	0	0	0	88.1	96	41	31	7	4	15	69	5
Silva, Carlos	0-0	2.57	2	2	0	0	0	7.0	8	2	2	1	0	2	9	1
*Sneed, Kramer	2-3	3.69	16	3	0	0	0	39.0	44	18	16	1	1	15	42	3
Solbach, Michael	6-4	3.12	28	4	0	0	1	69.1	69	28	24	1	3	23	56	7
Soriano, Rafael	0-1	11.57	2	2	0	0	0	2.1	4	3	3	1	0	0	1	0
Stoneburner, Graham	0-0	3.86	3	2	0	0	0	18.2	16	8	8	3	0	5	15	0
*Turley, Nik	0-0	6.14	2	2	0	0	0	7.1	11	8	5	1	1	1	5	0
Whitley, Chase	0-1	1.68	23	0	0	0	6	48.1	41	13	9	2	3	10	40	4
Team Total	**74-64**	**3.98**	**139**	**139**	**0**	**9**	**39**	**1210.0**	**1253**	**605**	**535**	**92**	**59**	**382**	**970**	**82**

KEY: *- Lefthanded hitter/pitcher, # - switch hitter

2011 Charleston RiverDogs (A)

2011 SOUTH ATLANTIC LEAGUE FINAL STANDINGS

FIRST HALF

NORTHERN DIVISION	W	L	PCT	GB
Hickory Crawdads	40	28	.588	-
Greensboro Grasshoppers	40	30	.571	1.0
Hagerstown Suns	40	30	.571	1.0
Kannapolis Intimidators	37	31	.544	3.0
West Virginia Power	35	33	.515	5.0
Delmarva Shorebirds	35	35	.500	6.0
Lakewood BlueClaws	33	35	.485	7.0

SOUTHERN DIVISION	W	L	PCT	GB
Savannah Sand Gnats	39	30	.565	-
Greenville Drive	38	32	.543	1.5
Lexington Legends	36	35	.500	4.5
Asheville Tourists	31	38	.449	8.0
Augusta GreenJackets	31	39	.443	8.5
Charleston RiverDogs	**26**	**44**	**.371**	**13.5**
Rome Braves	25	45	.357	14.5

SECOND HALF

NORTHERN DIVISION	W	L	PCT	GB
Greensboro Grasshoppers	39	30	.565	-
Hickory Crawdads	39	30	.565	-
Kannapolis Intimidators	39	31	.557	0.5
Hagerstown Suns	35	34	.507	4.0
Lakewood BlueClaws	35	34	.507	4.0
West Virginia Power	34	36	.486	5.5
Delmarva Shorebirds	20	50	.286	19.5

SOUTHERN DIVISION	W	L	PCT	GB
Augusta GreenJackets	39	29	.574	-
Greenville Drive	40	30	.571	-
Savannah Sand Gnats	40	30	.571	-
Asheville Tourists	38	32	.543	2.0
Rome Braves	35	35	.500	5.0
Charleston RiverDogs	**29**	**41**	**.414**	**11.0**
Lexington Legends	24	44	.353	15.0

2011 CHARLESTON RIVERDOGS HIGHLIGHTS

The Charleston RiverDogs finished the 2011 regular season with a 55-85 overall record…finished with a losing record for just the second time in the last nine years…recorded eight combined team shutouts in 2011…**RiverDogs General Manager Dave Echols** was named South Atlantic League General Manager of the Year.

BATTING NOTES: Charleston combined for a .259 overall team batting average in 2011…**INF Ramon Flores** hit .265 (124-for-468) with 26 doubles, 11HR and 59RBI in 125 games…led the RiverDogs in hits (124), total bases (187) and walks (61)…was selected to the South Atlantic League Midseason All-Star team along with teammates **C J.R. Murphy, INF Kyle Roller** and **OF Slade Heathcott**…Murphy hit .297 (76-for-256) with 23 doubles, 6HR and 32RBI in 63 games, prior to being promoted to Single-A Tampa on 6/23…Roller hit .305 (57-for-187) with 18 doubles, 9HR and 29RBI in 50 games, prior to being promoted to Single-A Tampa on 6/14…hit a home run in four consecutive games from 5/11-14…Heathcott batted .370 (30-for-81) in 20 April contests, scoring a league-best 25R during the month…was promoted to Single-A Tampa on 6/29, appearing in just one game for the club before suffering a season-ending shoulder injury…**C Gary Sanchez** earned South Atlantic League "Batter of the Week" honors twice in 2011 (6/13-20 and 8/1-8)…hit 7HR in nine August games, ranking third in the league during the month…led the RiverDogs in home runs (17) and ranked third in RBI (52) during the regular season…**INF Rob Segedin** batted .323 (73-for-226) in 61 games prior to being promoted to Single-A Tampa on 6/21…hit .448 (26-for-58) with 2HR and 11RBI in his final 15 games with the RiverDogs.

PITCHING NOTES: Charleston's pitching staff ranked ninth in the league with a 4.27 team ERA…**RHP Michael O'Brien** started 14 games in 2011, going 3-4 with a 3.24 ERA (72.1IP, 26ER)…allowed 2ER or less in 10 of his 14 starts…limited opponents to a .194 batting average (14-for-72) with runners in scoring position…**LHP Nik Turley** compiled a 2.51 ERA (82.1IP, 23 ER) in 15 starts…did not allow an earned run in his final four starts of the season, allowing 11H and striking out 24 batters in 20.0IP during the stretch…allowed just one extra-base hit all season with runners in scoring position (83AB)…**RHP Mark Montgomery** converted all 14 of his save opportunities, allowing just 5ER and striking out 41 batters in 22 relief appearances (24.1IP).

CHARLESTON ALL-STARS

Midseason: C J.R. Murphy, INF Ramon Flores, INF Kyle Roller, OF Slade Heathcott

2011 Charleston RiverDogs (A)

BATTERS	AVG	G	AB	R	H	2B	3B	HR	RBI	BB	SO	SB	CS	OBP	SLG	E
#Arcia, Francisco	.429	3	7	1	3	1	0	0	2	2	2	0	0	.556	.571	1
Brown, Shane	.321	35	131	18	42	8	0	0	15	14	12	1	0	.418	.382	1
Castro, Kelvin	.264	18	72	11	19	2	2	3	11	2	17	2	0	.284	.472	9
De Leon, Kelvin	.221	118	453	54	100	23	1	14	60	32	147	0	1	.282	.369	10
Farnham, Jeffrey	.232	42	142	16	33	8	0	2	12	14	27	2	1	.310	.331	2
#Feliz, Anderson	.217	116	438	55	95	27	3	6	39	52	129	16	7	.305	.333	18
*Ferraro, Michael	.254	35	122	18	31	7	0	1	6	5	31	0	1	.300	.336	1
*Flores, Ramon	.265	125	468	59	124	26	2	11	59	61	93	13	2	.353	.400	5
*Grote, Taylor	.213	25	94	11	20	7	2	1	8	10	40	2	0	.288	.362	4
*Heathcott, Slade	.271	52	210	36	57	11	4	4	16	19	57	6	7	.342	.419	3
Higashioka, Kyle	.223	36	130	14	29	6	0	4	13	9	19	0	0	.280	.362	1
*Lassiter, Garrison	.274	64	212	19	58	10	1	1	23	26	64	2	1	.355	.344	12
Lopez, Daniel	.429	3	7	1	3	0	0	0	1	1	1	1	0	.667	.429	1
*Mahoney, Kevin	.261	67	245	39	64	11	3	3	31	26	55	2	0	.337	.367	3
Mojica, Jose	.262	108	386	41	101	25	2	0	42	26	66	6	1	.312	.337	34
Murphy, JR	.297	63	256	31	76	23	0	6	32	19	38	2	0	.343	.457	8
*Roller, Kyle	.305	50	187	30	57	18	0	9	29	16	46	1	0	.379	.545	3
Rosario, Jose	.143	5	21	1	3	1	0	0	2	1	4	2	0	.217	.190	1
Sanchez, Gary	.256	82	301	49	77	16	1	17	52	36	93	2	1	.335	.485	8
Segedin, Rob	.323	61	226	33	73	15	3	5	34	23	39	3	2	.396	.482	15
*Sosa, Eduardo	.255	79	310	35	79	15	3	2	28	20	79	14	2	.303	.342	4
Toussen, Jose	.263	84	315	40	83	8	3	0	23	30	43	18	5	.335	.308	20
Wilson, Wes	.308	4	13	0	4	0	0	0	3	1	2	0	0	.357	.308	0
Team Total	**.259**	**140**	**4746**	**612**	**1231**	**268**	**30**	**89**	**541**	**445**	**1104**	**95**	**31**	**.330**	**.385**	**198**

PITCHERS	W-L	ERA	G	GS	CG	SHO	SV	IP	H	R	ER	HR	HB	BB	SO	WP
Allen, Scottie	4-2	7.86	9	8	0	0	0	44.2	71	40	39	8	2	12	29	3
Barreda, Manuel	4-3	4.50	45	6	0	0	0	74.0	67	44	37	4	6	49	82	9
Burawa, Daniel	3-2	3.63	19	0	0	0	3	44.2	36	21	18	6	5	15	35	6
*Dott, Aaron	2-1	1.99	18	0	0	0	2	31.2	21	7	7	2	0	8	39	1
*Evarts, Steve	1-5	5.65	7	7	0	0	0	36.2	42	27	23	2	1	21	27	5
Forer, Nathan	2-8	5.13	31	8	0	0	3	66.2	86	56	38	11	2	22	35	4
Gerritse, Brett	1-0	2.40	6	1	0	0	0	15.0	18	4	4	0	0	4	12	1
Gipson, Mike	0-2	6.04	6	4	0	0	0	22.1	30	16	15	6	0	7	19	2
Greene, Shane	5-14	4.37	27	27	0	0	0	138.0	141	88	67	9	10	68	128	14
Kahnle, Thomas	3-5	4.22	40	0	0	0	2	81.0	69	50	38	1	1	49	112	11
*Lewis, Fred	0-0	0.00	2	0	0	0	0	1.2	4	7	0	0	0	7	3	1
Martinez, Richard	0-2	11.29	11	1	0	0	0	18.1	27	26	23	3	0	15	19	3
Montgomery, Mark	0-0	1.85	22	0	0	0	14	24.1	17	5	5	0	1	11	41	5
Nuding, Zachary	7-6	4.48	20	20	0	0	0	98.1	87	58	49	11	1	44	82	5
*Nuno, Vidal	2-1	1.80	7	7	0	0	0	40.0	37	9	8	4	0	2	37	1
O'Brien, Michael	3-4	3.24	14	14	0	0	0	72.1	65	37	26	5	6	23	68	4
Perez, Kelvin	0-4	4.66	39	0	0	0	8	56.0	50	29	29	4	3	39	62	10
Ramirez, Jose A.	5-7	4.90	15	15	0	0	0	79.0	84	51	43	9	4	32	74	6
Recchia, Michael	3-1	2.33	22	0	0	0	0	46.1	37	15	12	3	0	10	29	2
Reyes, Yobanny	1-3	4.78	21	0	0	0	0	26.1	27	16	14	1	6	17	24	3
Rodriguez, Wilton	0-0	5.94	9	0	0	0	0	16.2	20	12	11	2	2	8	22	2
*Rondon, Francisco	2-3	4.67	19	0	0	0	0	34.2	26	22	18	1	3	21	42	5
*Sneed, Kramer	3-6	4.18	17	7	0	0	0	64.2	58	33	30	10	3	13	68	3
*Turley, Nik	4-6	2.51	15	15	0	0	0	82.1	70	32	23	8	8	21	82	9
Team Total	**55-85**	**4.27**	**140**	**140**	**0**	**8**	**32**	**1215.2**	**1190**	**705**	**577**	**110**	**64**	**518**	**1171**	**115**

KEY: *- Lefthanded hitter/pitcher, # - switch hitter

2011 Staten Island Yankees (Short-Season A)

2011 NEW YORK-PENN LEAGUE FINAL STANDINGS

MCNAMARA DIVISION	W	L	PCT	GB
Staten Island Yankees	**45**	**28**	**.616**	**-**
Brooklyn Cyclones	45	29	.608	0.5
Hudson Valley Renegades	37	39	.487	9.5
Aberdeen IronBirds	24	51	.320	22.0

PINCKNEY DIVISION	W	L	PCT	GB
Auburn Doubledays	45	30	.600	-
Williamsport Crosscutters	43	33	.566	2.5
Mahoning Valley Scrappers	41	34	.547	4.0
Batavia Muckdogs	37	38	.493	8.0
Jamestown Jammers	35	40	.467	10.0
State College Spikes	31	44	.413	14.0

STEDLER DIVISION	W	L	PCT	GB
Vermont Lake Monsters	39	35	.527	-
Connecticut Tigers	39	35	.527	-
Tri-City ValleyCats	33	42	.440	6.5
Lowell Spinners	29	45	.392	10.0

2011 STATEN ISLAND YANKEES HIGHLIGHTS

The Staten Island Yankees won the New York-Penn League Championship, their sixth championship in the last 12 seasons… won 33 of their first 44 games in 2011…have won 40 games or more in six of the last seven seasons…had a league-high three players earn "Batter of the Week" honors (**INF Casey Stevenson** 7/11-18, **OF Mason Williams** 8/1-8, **INF Tyler Austin** 8/15-22).

BATTING NOTES: Staten Island ranked second in the league with a .265 team batting average…the Yankees were led by **OF Mason Williams**, who led the league with a franchise-record 94H during the regular season, surpassing Eduardo Nunez's record of 88 set in 2005…ranked second in all short-season leagues in hits…also set a team record with 28 stolen bases, breaking the previous mark of 23 shared by Jimmy Paredes (2009) and Seth Taylor (1999)…Williams ranked second in the league in batting average (.349, 94-for-269) and total bases (126) during the regular season…hit .333 (7-for-21) in five postseason games…earned New York-Penn League All-Star honors along with teammate **INF Casey Stevenson**…Stevenson hit .346 (18-for-52) with 24RBI with runners in scoring position during the regular season…batted .300 (6-for-20) with one double, 1RBI and 3R in five postseason contests…**INF Tyler Austin** reached base safely in 27 consecutive games from 8/9-9/13, hitting safely in 25 (including the postseason)…batted .374 (37-for-99) with 3HR and 17RBI during the stretch…went 6-for-6 with three doubles, 1HR and 4RBI on 8/21 at Lowell, marking the first 6H game in the New York-Penn League since 2007.

PITCHING NOTES: Staten Island's pitching staff ranked fifth in the league with a 3.50 team ERA…**RHP Branden Pinder** ranked second in the league in saves (14) and fourth in games finished (22)… converted all 17 of his save opportunities in 2011 (including the postseason)…among New York-Penn League relievers, had the lowest batting average against (.152, 16-for-105) and allowed the fewest baserunners per 9.0IP (6.97)…allowed just 4ER and struck out 38 batters in 31.0IP during the regular season…earned New York-Penn League All-Star honors along with teammate **LHP Evan DeLuca**…Deluca went 3-1 with a 2.56 ERA (38.2IP, 11ER) in eight starts from 6/20-7/28…**RHP William Oliver** tied for the team-lead with five wins during the regular season…went 4-0 with a 1.56 ERA in his final eight starts of the regular season (40.1IP, 7ER)…started and did not record a decision in game three of the New York-Penn League semifinals vs. Brooklyn, striking out a career-high 10 batters in 6.0 scoreless innings (2H, 3BB, 1WP)…**LHP Matthew Tracy** started and earned the win in the second and final game of the league championship series, tossing 6.0 shutout innings (3H, 4K)…did not allow a run in two postseason starts, combining to allow just 5H in 12.0 scoreless innings (1BB, 8K).

STATEN ISLAND ALL-STARS:

INF Casey Stevenson, OF Mason Williams, RHP William Oliver, RHP Branden Pinder

2011 Staten Island Yankees (Short-Season A)

BATTERS	AVG	G	AB	R	H	2B	3B	HR	RBI	BB	SO	SB	CS	OBP	SLG	E
Austin, Tyler	.323	27	96	16	31	10	1	3	14	10	23	7	0	.402	.542	6
Bichette, Jr., Dante	.143	2	7	1	1	0	0	1	1	1	2	0	1	.250	.571	0
Brown, Shane	.446	22	74	21	33	6	1	2	5	13	7	0	1	.544	.635	0
Castillo, Ali	.224	49	152	24	34	8	1	0	11	9	21	3	2	.264	.289	5
#Culver, Cito	.250	69	276	40	69	14	2	2	33	30	57	10	0	.323	.337	17
*Gamel, Benjamin	.289	55	190	20	55	19	1	2	30	24	50	7	2	.373	.432	2
Grice, Cody	.241	46	166	22	40	4	3	1	23	18	41	11	3	.321	.319	0
Gumbs, Angelo	.264	51	197	32	52	11	4	3	29	20	57	11	7	.332	.406	9
Liccien, Jhorge	.157	34	102	8	16	5	0	0	9	7	36	0	0	.230	.206	4
McCoy, Nick	.162	37	99	6	16	3	0	0	8	10	21	0	0	.250	.192	3
Nunez, Reymond	.272	69	257	25	70	20	0	3	32	20	80	0	0	.326	.385	7
*Pena, Henry	.000	3	7	0	0	0	0	0	0	1	7	0	0	.125	.000	1
Rinard, Robert	.208	44	120	22	25	4	0	2	17	11	28	6	0	.278	.292	1
*Stevenson, Casey	.272	48	158	23	43	9	0	3	27	19	28	1	0	.374	.386	5
Tejeda, Isaias	.333	1	3	1	1	0	0	0	0	0	0	0	0	.333	.333	0
*Williams, Mason	.349	68	269	42	94	11	6	3	31	20	41	28	12	.395	.468	2
Wilson, Wes	.244	15	45	8	11	2	0	0	3	0	8	0	1	.275	.289	2
Wilson, Zachary	.256	65	234	39	60	15	1	10	31	20	40	0	1	.346	.457	7
Team Total	**.265**	**73**	**2452**	**350**	**651**	**141**	**20**	**35**	**304**	**233**	**547**	**84**	**30**	**.337**	**.382**	**85**

PITCHERS	W-L	ERA	G	GS	CG	SHO	SV	IP	H	R	ER	HR	HB	BB	SO	WP
Arneson, Zachary	2-1	3.57	15	0	0	0	1	17.2	18	8	7	1	0	8	17	0
Brebbia, John	0-1	0.00	5	0	0	0	0	8.0	5	3	0	1	0	0	8	0
Cotham, Caleb	0-1	1.71	12	0	0	0	0	21.0	21	7	4	1	0	9	29	1
*DeLuca, Evan	3-3	4.27	11	11	0	0	0	46.1	42	25	22	0	4	32	43	0
*Garrison, Steve	0-0	0.00	1	1	0	0	0	5.0	4	0	0	0	0	1	4	0
Gerritse, Brett	3-0	1.25	12	0	0	0	0	21.2	14	5	3	1	0	10	20	3
Hobbs, Dustin	4-1	6.91	15	0	0	0	0	27.1	34	24	21	3	0	13	22	3
Hughes, Phil	0-0	2.08	1	1	0	0	0	4.1	3	1	1	1	0	1	7	0
*Lewis, Fred	5-0	4.03	23	0	0	0	0	29.0	29	16	13	1	2	19	25	2
Maines, Corey	0-0	16.20	2	0	0	0	0	1.2	4	3	3	0	0	1	2	0
Martinez, Richard	2-1	5.35	9	8	0	0	0	35.1	40	26	21	3	4	17	26	1
Mitchell, Bryan	1-3	4.09	14	14	0	0	0	61.2	65	34	28	5	5	31	59	10
Montgomery, Mark	0-0	2.25	4	0	0	0	1	4.0	3	1	1	0	2	2	10	1
Morton, Taylor	0-1	5.40	1	1	0	0	0	5.0	6	3	3	0	0	2	3	0
*Nuno, Vidal	5-0	0.72	8	0	0	0	1	25.0	14	3	2	0	0	3	29	1
Oliver, William	5-2	3.42	15	14	0	0	0	68.1	70	31	26	7	5	28	57	5
Paullus, Robert	1-2	3.86	20	0	0	0	2	30.1	21	15	13	3	2	12	41	1
Pinder, Branden	2-2	1.16	24	0	0	0	14	31.0	16	4	4	1	3	5	38	1
Recchia, Michael	3-2	3.00	9	0	0	0	0	15.0	18	9	5	0	3	3	19	2
Richardson, Matthew	0-0	3.48	11	0	0	0	0	10.1	6	5	4	0	4	17	8	2
Rodriguez, Wilton	1-4	4.13	15	14	0	0	0	65.1	70	33	30	3	3	29	49	4
*Rondon, Francisco	1-0	0.00	4	0	0	0	0	6.2	3	0	0	0	0	6	12	1
*Tracy, Matthew	1-2	3.04	17	6	0	0	0	47.1	41	20	16	1	3	16	48	2
Varce, Zachary	2-0	5.76	8	3	0	0	0	25.0	27	17	16	2	1	12	27	4
Wetherell, Philip	4-2	2.40	25	0	0	0	3	30.0	23	14	8	2	2	15	41	4
Team Total	**45-28**	**3.50**	**73**	**73**	**0**	**4**	**22**	**642.1**	**597**	**307**	**250**	**36**	**43**	**292**	**644**	**48**

KEY: *- Lefthanded hitter/pitcher, # - switch hitter

2011 Gulf Coast Yankees (Rookie)

2011 GULF COAST LEAGUE FINAL STANDINGS

NORTH DIVISION	W	L	PCT	GB
GCL Yankees	**37**	**23**	**.617**	**-**
GCL Pirates	34	26	.567	3.0
GCL Tigers	29	31	.483	8.0
GCL Blue Jays	27	32	.458	9.5
GCL Phillies	27	32	.458	9.5
GCL Braves	24	34	.414	12.0

EAST DIVISION	W	L	PCT	GB
GCL Marlins	38	16	.704	-
GCL Cardinals	31	24	.564	7.5
GCL Mets	27	29	.482	12.0
GCL Nationals	20	33	.377	17.5
GCL Astros	20	34	.370	18.0

SOUTH DIVISION	W	L	PCT	GB
GCL Orioles	38	22	.633	-
GCL Twins	31	29	.517	7.0
GCL Red Sox	27	33	.450	11.0
GCL Rays	24	36	.400	14.0

2011 GULF COAST YANKEES HIGHLIGHTS

The GCL Yankees earned their fourth GCL Championship in the last eight years, defeating the GCL Marlins two games-to-one in their best-of-three championship series…earned their second North Division title in the last three years, going 37-23 during the regular season…**INF Dante Bichette** was named the Gulf Coast League Most Valuable Player and joined teammates **C Isaias Tejeda** and **INF Jose Rosario** on the 2011 GCL All-Star Team…**Manager Carlos Mendoza** earned Manager of the Year honors.

BATTING NOTES: The GCL Yankees led the league with a .298 team batting average…also led the league in runs scored (388), total bases (975), doubles (150) and stolen bases (116)…were led by **3B Dante Bichette Jr.**, who led the league in hits (67), doubles (17) and RBI (47)…ranked second in batting average (.329) and on-base percentage (.446)…reached base safely in 25 consecutive games from 6/30-8/1, batting .418 (41-for-98) with 9 doubles, 3 triples, 3HR and 28RBI during the stretch…hit a team-best .429 (6-for-14) with 2 doubles, 1HR and 3RBI in four postseason games…was promoted to Short-Season Single-A Staten Island on 9/2…**INF Jose Rosario** ranked fourth in the league in batting average (.331) and tied for fourth in triples (5)…**INF Claudio Custodio** led the league with 46R.

PITCHING NOTES: The Yankees' pitching staff finished the season with a combined 4.31 ERA…**RHP Taylor Morton** ranked second in the league with a 1.98 ERA (50.0IP, 11ER) in 12 games (six starts) during the regular season…started and recorded the win in the Yankees 6-2 win over the GCL Orioles in game one of the GCL semifinals, allowing just 1ER in 6.0IP (6H, 5K)…**RHP Mariel Checo** converted all four of his save opportunities during the regular season…struck out 41 batters in 27.0IP on the season…did not allow an earned run in 11 consecutive appearances from 7/25-8/26, striking out 25 batters during the span (14.1IP)…led all GCL relievers in strikeouts per 9.0IP (13.67)…**RHP Cory Cowsert** struck out 31 batters and allowed just 6ER in 21.1IP out of the bullpen, recording three saves…**RHP Joaquin Hinojosa** led the team with seven saves, holding his opponent scoreless in 15-of-17 appearances during the regular season.

GCL YANKEES ALL-STARS

Postseason: C Isaias Tejeda, INF Dante Bichette, INF Jose Rosario, Manager Carlos Mendoza

2011 Gulf Coast Yankees (Rookie)

BATTERS	AVG	G	AB	R	H	2B	3B	HR	RBI	BB	SO	SB	CS	OBP	SLG	E
Adams, David	.429	17	56	13	24	9	0	1	11	5	10	2	1	.469	.643	0
Alcantara, Jorge	.264	27	72	11	19	7	0	1	6	12	24	6	1	.376	.403	4
*Anderson, Taylor	.215	33	93	12	20	6	2	0	8	9	32	6	0	.291	.323	7
Austin, Tyler	.390	20	82	13	32	8	1	3	22	5	16	11	0	.438	.622	2
Bichette, Jr., Dante	.342	52	196	33	67	17	3	3	47	30	41	3	3	.446	.505	6
*Bird, Gregory	.083	4	12	0	1	0	0	0	0	1	4	0	0	.154	.083	
Blaser, Tyson	.167	9	6	2	1	0	0	0	2	1	1	0	0	.375	.167	0
Brewer, Dan	.375	3	8	4	3	1	0	0	4	3	2	2	0	.545	.500	0
*Calderon, Yeicok	.225	40	151	18	34	11	3	6	25	8	54	5	2	.264	.457	2
Custodio, Claudio	.325	39	157	46	51	9	1	1	19	22	40	26	2	.433	.414	17
Duran, Matthew	.301	23	83	13	25	6	1	3	17	9	21	0	0	.365	.506	6
Hurst, Jon	.667	9	9	3	6	0	0	0	4	2	0	1	0	.750	.667	2
*James, Justin	.230	25	74	15	17	6	0	0	10	10	19	2	2	.348	.311	4
*Jones, Austin	.260	15	50	3	13	1	0	0	2	5	17	0	0	.327	.280	1
Kuo, Fu-Lin	.250	34	108	20	27	6	1	3	22	18	26	1	3	.362	.407	8
Lopez, Daniel	.304	47	168	31	51	11	4	3	16	14	27	22	3	.372	.470	5
Mustelier, Ronnier	.500	5	20	3	10	1	0	0	3	1	2	3	1	.524	.550	0
*Pena, Henry	.245	24	53	10	13	4	1	1	8	10	27	0	0	.359	.415	3
Rosario, Jose	.331	43	172	38	57	6	5	6	28	6	28	11	4	.372	.529	13
Santana, Ravel	.296	41	162	43	48	11	3	9	29	17	40	10	3	.361	.568	5
Taveras, Damian	.305	28	82	9	25	11	0	0	13	13	20	0	0	.414	.439	1
Tejeda, Isaias	.331	39	148	34	49	11	3	6	27	11	20	5	3	.404	.568	12
Valera, Jackson	.244	35	131	14	32	8	0	2	22	7	13	0	1	.310	.351	4
Team Total	**.298**	**60**	**2094**	**388**	**625**	**150**	**28**	**48**	**345**	**220**	**484**	**116**	**29**	**.378**	**.466**	**114**

PITCHERS	W-L	ERA	G	GS	CG	SHO	SV	IP	H	R	ER	HR	HB	BB	SO	WP
Agramonte, Kenedy	1-0	1.69	9	0	0	0	0	10.2	7	7	2	0	3	12	14	3
Casanova, Reinier	1-0	0.00	3	0	0	0	0	4.0	3	1	0	0	0	2	5	1
Checo, Mariel	1-0	2.00	22	0	0	0	4	27.0	18	6	6	2	1	16	41	4
Cotham, Caleb	0-0	4.50	1	1	0	0	0	2.0	2	2	1	0	0	1	3	0
Cowsert, Cory	3-2	2.53	21	0	0	0	3	21.1	18	6	6	0	3	9	31	3
Cruz, Dawerd	4-1	5.97	11	5	0	0	0	34.2	41	31	23	3	3	16	35	5
De La Cruz, Joel	2-0	5.10	17	0	0	0	0	30.0	30	20	17	3	0	12	19	4
Encinas, Gabriel	3-0	5.08	12	11	0	0	0	51.1	57	32	29	3	2	18	46	11
*Feliciano, Pedro	0-0	0.00	1	1	0	0	0	1.0	0	0	0	0	0	0	1	0
Gipson, Mike	0-1	1.80	3	1	0	0	0	5.0	1	1	1	0	0	1	4	0
Hinojosa, Joaquin	0-1	3.24	16	0	0	0	7	16.2	20	8	6	2	0	3	11	2
Isabel, George	1-0	3.54	16	0	0	0	0	20.1	11	11	8	0	1	14	21	8
*Johnson, Trevor	0-2	17.05	8	0	0	0	0	6.1	12	14	12	1	0	11	4	4
Mahoney, Daniel	0-0	23.14	3	0	0	0	0	2.1	3	8	6	0	1	5	1	6
Maines, Corey	1-1	3.12	14	0	0	0	1	17.1	13	7	6	1	3	4	18	0
Marquez, Jeff	0-0	0.00	2	2	0	0	0	4.0	1	0	0	0	0	2	5	0
*Marte, Damaso	0-1	81.00	1	0	0	0	0	0.2	6	6	6	0	0	0	0	1
*Martinez, Daniel	1-0	1.02	13	0	0	0	0	17.2	15	5	2	0	2	12	21	2
Morton, Taylor	3-2	1.98	12	6	0	0	0	50.0	49	19	11	1	7	8	35	3
Nuding, Zachary	0-0	2.57	3	1	0	0	0	7.0	6	2	2	0	0	0	8	2
Phelps, David	1-1	0.00	2	2	0	0	0	7.0	4	2	0	0	0	1	5	0
Polanco, Reynaldo	3-6	6.86	11	5	0	0	0	39.1	45	35	30	6	9	15	38	8
Prior, Mark	0-0	1.13	7	6	0	0	0	8.0	3	2	1	0	3	2	13	3
Rodriguez, Edwin	4-1	3.20	16	0	0	0	0	39.1	32	16	14	2	3	12	41	3
*Rutckyj, Evan	5-3	4.76	12	8	0	0	0	45.1	42	30	24	4	1	24	37	5
Sharp, Hayden	0-0	15.75	4	1	0	0	0	4.0	12	9	7	0	1	1	5	2
Smith, Adam	0-0	81.00	2	0	0	0	0	0.1	2	6	3	0	0	5	0	0
Stoneburner, Graham	0-0	3.77	4	3	0	0	0	14.1	12	9	6	0	2	3	10	2
Texeira, Kanekoa	0-0	0.00	3	2	0	0	0	5.0	3	2	0	0	0	1	3	0
Triplet, David	0-0	6.75	2	0	0	0	0	2.2	3	3	2	0	1	5	2	2
Varce, Zachary	1-0	3.94	6	5	0	0	0	16.0	18	9	7	0	0	6	18	3
Vinas, Leonel	2-1	9.69	14	0	0	0	2	13.0	17	15	14	5	0	9	9	3
Team Total	**37-23**	**4.31**	**60**	**60**	**0**	**2**	**17**	**523.2**	**506**	**324**	**251**	**33**	**46**	**230**	**504**	**90**

KEY: *- Lefthanded hitter/pitcher, # - switch hitter

Year-by-Year Results

Franchise History: 109 seasons, 50 playoff apps. (Won 27 World Series, Lost 13 World Series, Lost 3 ALCS, Lost 6 ALDS, 2011 TBD)
Divison Winner (since start of Div. play in 1969): 17 times (incl. first-half win in 1981); **Wild Card:** 4 times (1995, '97, 2007, '10)

Year	Postseason	Position	GA/GB	Won	Lost	Pct.	Manager	Attendance	Stadium
1903		Fourth	-17.0	72	62	.537	Clark Griffith	211,808	Hilltop Park
1904		Second	-1.5	92	59	.609	Clark Griffith	438,919	Hilltop Park
1905		Sixth	-21.5	71	78	.477	Clark Griffith	309,100	Hilltop Park
1906		Second	-3.0	90	61	.596	Clark Griffith	434,700	Hilltop Park
1907		Fifth	-21.0	70	78	.473	Clark Griffith	350,020	Hilltop Park
1908		Eighth	-39.5	51	103	.331	Griffith-Kid Elberfeld	305,500	Hilltop Park
1909		Fifth	-23.5	74	77	.490	George Stallings	501,000	Hilltop Park
1910		Second	-14.5	88	63	.583	Stallings-Hal Chase	355,857	Hilltop Park
1911		Sixth	-25.5	76	76	.500	Hal Chase	302,444	Hilltop Park
1912		Eighth	-55.0	50	102	.329	Harry Wolverton	242,194	Hilltop Park
1913		Seventh	-38.0	57	94	.377	Frank Chance	357,551	Polo Grounds
1914		Sixth	-30.0	70	84	.455	Chance-Peckinpaugh	359,477	Polo Grounds
1915		Fifth	-32.5	69	83	.454	Bill Donovan	256,035	Polo Grounds
1916		Fourth	-11.0	80	74	.519	Bill Donovan	469,211	Polo Grounds
1917		Sixth	-28.5	71	82	.464	Bill Donovan	330,294	Polo Grounds
1918		Fourth	-13.5	60	63	.488	Miller Huggins	282,047	Polo Grounds
1919		Third	-7.5	80	59	.576	Miller Huggins	619,164	Polo Grounds
1920		Third	-3.0	95	59	.617	Miller Huggins	1,289,422	Polo Grounds
1921	Lost WS	First	+4.5	98	55	.641	Miller Huggins	1,230,696	Polo Grounds
1922	Lost WS	First	+1.0	94	60	.610	Miller Huggins	1,026,134	Polo Grounds
1923	Won WS	First	+16.0	98	54	.645	Miller Huggins	1,007,066	Orig. Yankee Stad.
1924		Second	-2.0	89	63	.586	Miller Huggins	1,053,533	Orig. Yankee Stad.
1925		Seventh	-28.5	69	85	.448	Miller Huggins	697,267	Orig. Yankee Stad.
1926	Lost WS	First	+3.0	91	63	.591	Miller Huggins	1,027,095	Orig. Yankee Stad.
1927	Won WS	First	+19.0	110	44	.714	Miller Huggins	1,164,015	Orig. Yankee Stad.
1928	Won WS	First	+2.5	101	53	.656	Miller Huggins	1,072,132	Orig. Yankee Stad.
1929		Second	-18.0	88	66	.571	Huggins-Art Fletcher	960,148	Orig. Yankee Stad.
1930		Third	-16.0	86	68	.558	Bob Shawkey	1,169,230	Orig. Yankee Stad.
1931		Second	-13.5	94	59	.614	Joe McCarthy	912,437	Orig. Yankee Stad.
1932	Won WS	First	+13.0	107	47	.695	Joe McCarthy	962,320	Orig. Yankee Stad.
1933		Second	-7.0	91	59	.607	Joe McCarthy	728,014	Orig. Yankee Stad.
1934		Second	-7.0	94	60	.610	Joe McCarthy	854,682	Orig. Yankee Stad.
1935		Second	-3.0	89	60	.597	Joe McCarthy	657,508	Orig. Yankee Stad.
1936	Won WS	First	+19.5	102	51	.667	Joe McCarthy	976,913	Orig. Yankee Stad.
1937	Won WS	First	+13.0	102	52	.662	Joe McCarthy	998,148	Orig. Yankee Stad.
1938	Won WS	First	+9.5	99	53	.651	Joe McCarthy	970,916	Orig. Yankee Stad.
1939	Won WS	First	+17.0	106	45	.702	Joe McCarthy	859,785	Orig. Yankee Stad.
1940		Third	-2.0	88	66	.571	Joe McCarthy	988,975	Orig. Yankee Stad.
1941	Won WS	First	+17.0	101	53	.656	Joe McCarthy	964,722	Orig. Yankee Stad.
1942	Lost WS	First	+9.0	103	51	.669	Joe McCarthy	988,251	Orig. Yankee Stad.
1943	Won WS	First	+13.5	98	56	.636	Joe McCarthy	645,006	Orig. Yankee Stad.
1944		Third	-6.0	83	71	.539	Joe McCarthy	789,995	Orig. Yankee Stad.
1945		Fourth	-6.5	81	71	.533	Joe McCarthy	881,846	Orig. Yankee Stad.
1946		Third	-17.0	87	67	.565	McCarthy-Dickey-Neun	2,265,512	Orig. Yankee Stad.
1947	Won WS	First	+12.0	97	57	.630	Bucky Harris	2,178,937	Orig. Yankee Stad.
1948		Third	-2.5	94	60	.610	Bucky Harris	2,373,901	Orig. Yankee Stad.
1949	Won WS	First	+1.0	97	57	.630	Casey Stengel	2,281,676	Orig. Yankee Stad.
1950	Won WS	First	+3.0	98	56	.636	Casey Stengel	2,081,380	Orig. Yankee Stad.
1951	Won WS	First	+5.0	98	56	.636	Casey Stengel	1,950,107	Orig. Yankee Stad.
1952	Won WS	First	+2.0	95	59	.617	Casey Stengel	1,629,665	Orig. Yankee Stad.
1953	Won WS	First	+8.5	99	52	.656	Casey Stengel	1,537,811	Orig. Yankee Stad.
1954		Second	-8.0	103	51	.669	Casey Stengel	1,475,171	Orig. Yankee Stad.
1955	Lost WS	First	+3.0	96	58	.623	Casey Stengel	1,490,138	Orig. Yankee Stad.
1956	Won WS	First	+9.0	97	57	.680	Casey Stengel	1,491,138	Orig. Yankee Stad.
1957	Lost WS	First	+8.0	98	56	.636	Casey Stengel	1,497,134	Orig. Yankee Stad.
1958	Won WS	First	+10.0	92	62	.597	Casey Stengel	1,428,438	Orig. Yankee Stad.
1959		Third	-15.0	79	75	.513	Casey Stengel	1,552,030	Orig. Yankee Stad.
1960	Lost WS	First	+8.0	97	57	.630	Casey Stengel	1,627,349	Orig. Yankee Stad.
1961	Won WS	First	+8.0	109	53	.673	Ralph Houk	1,747,725	Orig. Yankee Stad.
1962	Won WS	First	+5.0	96	66	.593	Ralph Houk	1,493,574	Orig. Yankee Stad.
1963	Lost WS	First	+10.5	104	57	.646	Ralph Houk	1,308,920	Orig. Yankee Stad.
1964	Lost WS	First	+1.0	99	63	.611	Yogi Berra	1,305,638	Orig. Yankee Stad.
1965		Sixth	-25.0	77	85	.475	Johnny Keane	1,213,552	Orig. Yankee Stad.
1966		Tenth	-26.5	70	89	.440	Keane-Houk	1,124,648	Orig. Yankee Stad.
1967		Ninth	-20.0	72	90	.444	Ralph Houk	1,259,514	Orig. Yankee Stad.
1968		Fifth	-20.0	83	79	.512	Ralph Houk	1,185,666	Orig. Yankee Stad.
1969		Fifth	-28.5	80	81	.497	Ralph Houk	1,067,996	Orig. Yankee Stad.
1970		Second	-15.0	93	69	.574	Ralph Houk	1,136,879	Orig. Yankee Stad.

Year-by-Year Results

Year	Postseason	Position	GA/GB	Won	Lost	Pct.	Manager	Attendance	Stadium
1971		Fourth	-21.0	82	80	.506	Ralph Houk	1,070,771	Orig. Yankee Stad.
1972		Fourth	-6.5	79	76	.510	Ralph Houk	966,328	Orig. Yankee Stad.
1973		Fourth	-17.0	80	82	.494	Ralph Houk	1,262,103	Orig. Yankee Stad.
1974		Second	-2.0	89	73	.549	Bill Virdon	1,273,075	Shea Stadium
1975		Third	-12.0	83	77	.519	Virdon-Billy Martin	1,288,048	Shea Stadium
1976	Lost WS	First	+10.5	97	62	.610	Billy Martin	2,012,434	Orig. Yankee Stad. (R)
1977	Won WS	First	+2.5	100	62	.617	Billy Martin	2,103,092	Orig. Yankee Stad. (R)
1978	Won WS	First	+1.0	100	63	.613	Martin-Bob Lemon	2,335,871	Orig. Yankee Stad. (R)
1979		Fourth	-13.5	89	71	.556	Lemon-Martin	2,537,765	Orig. Yankee Stad. (R)
1980	LostALCS	First	+3.0	103	59	.636	Dick Howser	2,627,417	Orig. Yankee Stad. (R)
1981	Lost WS	First	+2.0	34	22	.607	Gene Michael		
		Sixth	-5.0	25	26	.490	Michael-Lemon	1,614,353	Orig. Yankee Stad. (R)
1982		Fifth	-16.0	79	83	.488	Lemon-Michael-C. King	2,041,219	Orig. Yankee Stad. (R)
1983		Third	-7.0	91	71	.562	Billy Martin	2,257,976	Orig. Yankee Stad. (R)
1984		Third	-17.0	87	75	.537	Yogi Berra	1,821,815	Orig. Yankee Stad. (R)
1985		Second	-2.0	97	64	.602	Berra-Martin	2,214,587	Orig. Yankee Stad. (R)
1986		Second	-5.5	90	72	.556	Lou Piniella	2,268,030	Orig. Yankee Stad. (R)
1987		Fourth	-9.0	89	73	.549	Lou Piniella	2,427,672	Orig. Yankee Stad. (R)
1988		Fifth	-3.5	85	76	.528	Martin-Piniella	2,633,701	Orig. Yankee Stad. (R)
1989		Fifth	-14.5	74	87	.460	Dallas Green-B. Dent	2,170,485	Orig. Yankee Stad. (R)
1990		Seventh	-21.0	67	95	.414	Dent-Stump Merrill	2,006,436	Orig. Yankee Stad. (R)
1991		Fifth	-21.0	71	91	.438	Stump Merrill	1,863,733	Orig. Yankee Stad. (R)
1992		Fourth	-20.0	76	86	.469	Buck Showalter	1,748,773	Orig. Yankee Stad. (R)
1993		Second	-7.0	88	74	.543	Buck Showalter	2,416,965	Orig. Yankee Stad. (R)
1994		First	+6.5	70	43	.619	Buck Showalter	1,675,556	Orig. Yankee Stad. (R)
1995	Lost ALDS	Second (WC)	-7.0	79	65	.549	Buck Showalter	1,705,263	Orig. Yankee Stad. (R)
1996	Won WS	First	+4.0	92	70	.568	Joe Torre	2,250,877	Orig. Yankee Stad. (R)
1997	Lost ALDS	Second (WC)	-2.0	96	66	593	Joe Torre	2,580,445	Orig. Yankee Stad. (R)
1998	Won WS	First	+22.0	114	48	.704	Joe Torre	2,919,046	Orig. Yankee Stad. (R)
1999	Won WS	First	+4.0	98	64	.605	Joe Torre	3,292,736	Orig. Yankee Stad. (R)
2000	Won WS	First	+2.5	87	74	.540	Joe Torre	3,227,657	Orig. Yankee Stad. (R)
2001	Lost WS	First	+13.5	95	65	.594	Joe Torre	3,264,777	Orig. Yankee Stad. (R)
2002	Lost ALDS	First	+10.5	103	58	.640	Joe Torre	3,461,644	Orig. Yankee Stad. (R)
2003	Lost WS	First	+6.0	101	61	.623	Joe Torre	3,465,585	Orig. Yankee Stad. (R)
2004	Lost ALCS	First	+3.0	101	61	.623	Joe Torre	3,775,292	Orig. Yankee Stad. (R)
2005	Lost ALDS	First	0.0	95	67	.586	Joe Torre	4,090,692	Orig. Yankee Stad. (R)
2006	Lost ALDS	First	+10.0	97	65	.599	Joe Torre	4,243,780	Orig. Yankee Stad. (R)
2007	Lost ALDS	Second (WC)	-2.0	94	68	.580	Joe Torre	4,271,083	Orig. Yankee Stad. (R)
2008		Third	-8.0	89	73	.549	Joe Girardi	4,298,543	Orig. Yankee Stad. (R)
2009	Won WS	First	+8.0	103	59	.636	Joe Girardi	3,719,358	Yankee Stadium
2010	Lost ALCS	Second (WC)	-1.0	95	67	.586	Joe Girardi	3,765,807	Yankee Stadium
2011		First	+6.0	97	65	.599	Joe Girardi	3,653,680	Yankee Stadium
Totals				**9,649**	**7,273**	**.570**			(R) Remodeled Orig. Yankee Stadium



Chris Chambliss hits a walk-off home run off Kansas City reliever Mark Littell to win Game 5 and clinch the 1976 League Championship Series, catapulting the Yankees to their first World Series appearance since 1964.

Yankees Postseason Appearances

YEAR	SERIES	OPPONENT	W	L
1921	WS	Giants	3	5
1922*	WS	Giants	0	4 (1 tie)
1923	WS	Giants	4	2
1926	WS	Cardinals	3	4
1927	WS	Pirates	4	0
1928	WS	Cardinals	4	0
1932	WS	Cubs	4	0
1936	WS	Giants	4	2
1937	WS	Giants	4	1
1938	WS	Cubs	4	0
1939	WS	Reds	4	0
1941	WS	Dodgers	4	1
1942	WS	Cardinals	1	4
1943	WS	Cardinals	4	1
1947	WS	Dodgers	4	3
1949	WS	Dodgers	4	1
1950	WS	Phillies	4	0
1951	WS	Giants	4	2
1952	WS	Dodgers	4	3
1953	WS	Dodgers	4	2
1955	WS	Dodgers	3	4
1956	WS	Dodgers	4	3
1957	WS	Braves	3	4
1958	WS	Braves	4	3
1960	WS	Pirates	3	4
1961	WS	Reds	4	1
1962	WS	Giants	4	3
1963	WS	Dodgers	0	4
1964	WS	Cardinals	3	4
1976	LCS	Royals	3	2
	WS	Reds	0	4
1977	LCS	Royals	3	2
	WS	Dodgers	4	2
1978	LCS	Royals	3	1
	WS	Dodgers	4	2
1980	LCS	Royals	0	3
1981	DS	Brewers	3	2
	LCS	Athletics	3	0
	WS	Dodgers	2	4
1995	DS	Mariners	2	3
1996	DS	Rangers	3	1
	LCS	Orioles	4	1
	WS	Atlanta	4	2
1997	DS	Indians	2	3
1998	DS	Rangers	3	0
	LCS	Indians	4	2
	WS	Padres	4	0
1999	DS	Rangers	3	0
	LCS	Red Sox	4	1
	WS	Braves	4	0
2000	DS	Athletics	3	2
	LCS	Mariners	4	2
	WS	Mets	4	1
2001	DS	Athletics	3	2
	LCS	Mariners	4	1
	WS	Diamondbacks	3	4
2002	DS	Angels	1	3
2003	DS	Twins	3	1
	LCS	Red Sox	4	3
	WS	Marlins	2	4
2004	DS	Twins	3	1
	LCS	Red Sox	3	4
2005	DS	Angels	2	3
2006	DS	Tigers	1	3
2007	DS	Indians	1	3
2009	DS	Twins	3	0
	LCS	Angels	4	2
	WS	Phillies	4	2
2010	DS	Twins	3	0
	LCS	Rangers	2	4

SERIES TOTALS	W	L
ALDS (10-6 in series, 66 games)	39	27
ALCS (11-3 in series, 73 games)	45	28
World Series (27-13 in series, 225 games*)	134	90
All Postseason Games (48-22 in series, 364 games*)	218	145

**includes one 3-3, 10-inning tie in 1922 WS Game 2 vs. New York-NL*

1921 American League Champion Yankees - The first pennant-winning team in franchise history

It wasn't until the 19th season in franchise history (after moving to New York from Baltimore prior to the 1903 season) that the Yankees won their first American League pennant, finishing 98-55, 4.5 games ahead of Cleveland. The club was led by Babe Ruth, who batted .378 (204-for-540) with 59 home runs and a career-high 171 RBI. Carl Mays (27-5), Waite Hoyt (19-13) and Bob Shawkey (18-12) fronted a pitching staff that allowed the fewest earned runs in the American League (579). In the World Series, the last of Baseball's three-year experiment with a nine-game format, the Yankees were defeated 5-games-to-3 by the Giants, with whom they shared the Polo Grounds. Hoyt, who lost Game 8, 1-0, on an unearned run in the first inning, went 2-1 (27.0IP) in three complete games. Injuries suffered by Ruth in Game 2 (cut arm while sliding, which later became infected) and Game 5 (wrenched knee) limited him to just one pinch-hitting plate appearance in the final three games of the Series.

Top Row: Jack Quinn, Tom Rodgers, Alex Ferguson, Elmer Miller, Mike McNally, Harry "Rip" Collins, Bill Piercy, Frank "Home Run" Baker, Harry Harper, Al DeVormer, Fred Hofmann, Bob Meusel, Bob "Braggo" Roth, Roger Peckinpaugh. **Middle Row:** Aaron Ward, Bill "Chick" Fewster, Wally Pipp, Bob Shawkey, Wally Schang, Babe Ruth, Carl Mays, Waite Hoyt, Nelson "Chicken" Hawks. **Seated:** Johnny Mitchell, Bennet (Mascot), Miller Huggins (manager), Charles O'Leary (coach), Frank Roth (coach).

All-Time New York Yankees Managers

MANAGER	YEARS	WON	LOST	PCT	A. L. PENNANTS	WORLD CHAMPIONSHIPS
Joe McCarthy	1931-46	1460	867	.627	8	7
Casey Stengel	1949-60	1149	696	.623	10	7
Joe Torre	1996-2007	1173	767	.605	6	4
Miller Huggins	1918-29	1067	719	.597	6	3
Ralph Houk	1961-63, '66-73	944	806	.539	3	2
Billy Martin	1975-78, '79, '83, '85, '88	556	385	.591	2	1
Clark Griffith	1903-08	419	370	.531	0	0
JOE GIRARDI	**2008-11**	**384**	**264**	**.593**	**1**	**1**
Buck Showalter	1992-95	313	268	.539	0	0
Lou Piniella	1986-87, '88	224	193	.537	0	0
Bill Donovan	1915-17	220	239	.479	0	0
Yogi Berra	1964, '84-85	192	148	.565	1	0
Bucky Harris	1947-48	191	117	.620	1	1
George Stallings	1909-10	153	138	.526	0	0
Bill Virdon	1974-75	142	124	.534	0	0
Stump Merrill	1990-91	120	155	.436	0	0
Frank Chance	1913-14	117	168	.411	0	0
Dick Howser	1980	103	60	.632	0	0
Bob Lemon	1978-79, '81-82	99	73	.576	2	1
Gene Michael	1981, '82	92	76	.548	0	0
Bob Shawkey	1930	86	68	.558	0	0
Hal Chase	1910-11	85	78	.521	0	0
Johnny Keane	1965-66	81	101	.445	0	0
Bill Dickey	1946	57	48	.543	0	0
Dallas Green	1989	56	65	.463	0	0
Harry Wolverton	1912	50	102	.329	0	0
Bucky Dent	1989-90	36	53	.404	0	0
Clyde King	1982	29	33	.468	0	0
Norm Elberfeld	1908	27	71	.276	0	0
Roger Peckinpaugh	1914	10	10	.500	0	0
Johnny Neun	1946	8	6	.571	0	0
Art Fletcher	1929	6	5	.545	0	0
Totals	**1903-2011**	**9649**	**7273**	**.570**	**40**	**27**

New York Yankees General Managers

Harry Sparrow (1) 1/11/15-5/7/20
Ed Barrow (2) 10/28/20-2/20/45
Larry MacPhail 2/21/45-10/7/47
George Weiss 10/7/47-11/2/60
Roy Hamey 10/3/60-10/22/63
Ralph Houk 10/22/63-5/7/66
Dan Topping, Jr. (3) 5/7/66-10/12/66
Lee MacPhail 12/3/66-10/23/73
Gabe Paul (4) 11/1/73-12/31/77
Cedric Tallis (5) 1/1/78-10/31/79
Gene Michael 11/1/79-11/20/80
Cedric Tallis and Bill Bergesch (6) 11/21/80-7/1/83
Murray Cook 7/1/83-4/9/84
Clyde King 4/9/84-10/9/86
Woody Woodward 10/10/86-10/18/87
Lou Piniella 10/19/87-5/29/88
Bob Quinn 6/8/88-3/20/89
Syd Thrift (7) 3/21/89-8/29/89
Bob Quinn 8/29/89-10/13/89
Harding Peterson 10/18/89-8/19/90
Gene Michael 8/20/90-10/22/95
Bob Watson 10/23/95-2/2/98
Brian Cashman 2/3/98-present

(1) Held title of business manager.
(2) Formally held titles of Yankees Business Manager and Secretary until Jan. 17, 1939 when he was named president, but performed GM duties throughout.
(3) Served as acting GM and frequently consulted Ralph Houk.
(4) Did not have title of general manager during points of his tenure but performed GM duties.
(5) Al Rosen, who was team president, also performed baseball operations duties typical of a general manager during parts of his tenure from 3/27/78-7/19/79.
(6) Did not have title of general manager but together performed GM duties.
(7) Formally held title of "Senior Vice President of Baseball Operations" but performed the duties of a GM. Bob Quinn served as his assistant while maintaining the General Manager title he held previous to Thrift's arrival.



General Manager Bob Watson celebrates with the 1996 World Series trophy after the Yankees defeated Atlanta in Game 6 at Yankee Stadium.

Notable Postseason Home Runs

GRAND SLAMS

DIVISION SERIES ..... Paul O'Neill, October 4, 1997 at Cleveland (Game 3)

LEAGUE CHAMPIONSHIP SERIES ..... Ricky Ledee, October 17, 1999 at Boston (Game 4)

WORLD SERIES ..... Tony Lazzeri, October 2, 1936 at New York Giants (Game 2)
Gil McDougald, October 9, 1951 at New York Giants (Game 5)
Mickey Mantle, October 4, 1953 at Brooklyn (Game 5)
Yogi Berra, October 5, 1956 at Brooklyn (Game 2)
Bill Skowron, October 10, 1956 at Brooklyn (Game 7)
Bobby Richardson, October 8, 1960 vs. Pittsburgh (Game 3)
Joe Pepitone, October 14, 1964 at St. Louis (Game 6)
Tino Martinez, October 17, 1998 vs. San Diego (Game 1)

PINCH-HIT HOME RUNS

DIVISION SERIES ..... David Justice, October 15, 2001 vs. Oakland (Game 5)

LEAGUE CHAMPIONSHIP SERIES ..... Ricky Ledee, October 17, 1999 at Boston (Game 4)
Ruben Sierra, October 13, 2003 at Boston (Game 4)

WORLD SERIES ..... Yogi Berra, October 2, 1947 at Boston (Game 3)
Johnny Mize, October 3, 1952 vs. Brooklyn (Game 3)
Bob Cerv, October 2, 1955 at Brooklyn (Game 5)
Elston Howard, October 5, 1960 at Pittsburgh (Game 1)
John Blanchard, October 7, 1961 at Cincinnati (Game 3)
Jim Leyritz, October 27, 1999 vs. Atlanta (Game 4)
Jason Giambi, October 23, 2003 at Florida (Game 5)
Hideki Matsui, October 31, 2009 at Philadelphia (Game 3)

INSIDE-THE-PARK HOME RUNS

DIVISION SERIES ..... Never accomplished by a Yankees player.

LEAGUE CHAMPIONSHIP SERIES ..... Graig Nettles, October 9, 1980 at Kansas City (Game 2)

WORLD SERIES ..... Never accomplished by a Yankees player.

LEADOFF HOME RUNS

DIVISION SERIES ..... Derek Jeter, October 6, 2004 vs. Minnesota (Game 2)
Johnny Damon, October 4, 2007 at Cleveland (Game 1)

LEAGUE CHAMPIONSHIP SERIES ..... Derek Jeter, October 19, 2009 at Los Angeles-AL (Game 3)

WORLD SERIES ..... Phil Rizzuto, October 5, 1942 vs. St. Louis (Game 5)
Gene Woodling, October 4, 1953 at Brooklyn (Game 5)
Derek Jeter, October 25, 2000 at New York Mets (Game 4)

Of note: Derek Jeter is the only player to hit a leadoff homer in each of the three postseason rounds.

WALK-OFF HOME RUNS (22 walk-off wins in postseason play) *clinched series

DIVISION SERIES ..... Jim Leyritz, October 4, 1995 vs. Seattle (Game 2), 15th inning
Mark Teixeira, October 9, 2009 vs. Minnesota (Game 2), 11th inning

LEAGUE CHAMPIONSHIP SERIES ..... Chris Chambliss, October 14, 1976 vs. Kansas City (Game 5)*
Bernie Williams, October 9, 1996 vs. Baltimore (Game 1), 11th inning
Bernie Williams, October 13, 1999 vs. Boston (Game 1), 10th inning
Alfonso Soriano, October 21, 2001 vs. Seattle (Game 4)
Aaron Boone, October 16, 2003 vs. Boston (Game 7), 11th inning*

WORLD SERIES ..... Tommy Henrich, October 5, 1949 vs. Brooklyn (Game 1)
Mickey Mantle, October 10, 1964 vs. St. Louis (Game 3)
Chad Curtis, October 26, 1999 vs. Atlanta (Game 3), 10th inning
Derek Jeter, October 31, 2001 vs. Arizona (Game 4), 10th inning

GRAND SLAMS ALLOWED

DIVISION SERIES ..... Edgar Martinez, October 7, 1995 (Game 4) at Seattle off John Wetteland

LEAGUE CHAMPIONSHIP SERIES ..... Jim Thome, October 13, 1998 (Game 6) vs. Cleveland off David Cone
Johnny Damon, October 20, 2004 (Game 7) vs. Boston off Javier Vazquez

WORLD SERIES ..... Chuck Hiller, October 8, 1962 (Game 4) vs. San Francisco off Marshall Bridges
Ken Boyer, October 11, 1964 (Game 4) vs. St. Louis off Al Downing

WALK-OFF HOME RUNS ALLOWED (14 walk-off losses in postseason play) *clinched series

DIVISION SERIES ..... Never allowed.

LEAGUE CHAMPIONSHIP SERIES ..... David Ortiz, October 17, 2004 (Game 4) at Boston (12th inning) off Paul Quantrill

WORLD SERIES ..... Eddie Mathews, October 6, 1957 (Game 4) at Milwaukee (10th inning) off Bob Grim
Bill Mazeroski, October 13, 1960 (Game 7) at Pittsburgh off Ralph Terry*
Alex Gonzalez, October 22, 2003 (Game 4) at Florida (12th inning) off Jeff Weaver

YANKEES TO HOMER IN FIRST CAREER WORLD SERIES AT-BAT

(According to *Elias Sports Bureau* Record Book)

Chick Fewster ..... 10/11/21 in Game 6 loss vs. the New York Giants off Jesse Barnes (second inning, 1 on)*
George Selkirk ..... 9/30/36 in Game 1 loss at the New York Giants off Carl Hubbell (third inning, solo)
Elston Howard ..... 9/28/55 in Game 1 win vs. Brooklyn off Don Newcombe (second inning, 1 on)
Roger Maris ..... 10/5/60 in Game 1 loss at Pittsburgh off Vern Law (first inning, solo)
Jim Mason ..... 10/19/76 in Game 3 loss vs. Cincinnati off Pat Zachry (seventh inning, solo) – pinch-hit HR was his only career World Series plate appearance.
Bob Watson ..... 10/20/81 in Game 1 win vs. Los Angeles (NL) off Jerry Reuss (first inning, 2 on)

*All but Fewster homered in their first plate appearance.

IN A PINCH: There have been 24 pinch-hit home runs all time in World Series play, eight of which have been hit by a Yankee…the first pinch-hit home run during a World Series game was hit by Yogi Berra on 10/2/47 in a Game 3 loss at Brooklyn…Berra's solo homer came in the seventh inning off Ralph Branca and was his first career postseason hit.

Yankees Postseason Award Winners

ALCS MVP

YEAR	PLAYER	AGE	POS	G	AB	R	H	2B	3B	HR	RBI	BA
1981	Graig Nettles	37	3B	3	12	2	6	2	0	1	9	.500
1996	Bernie Williams	28	CF	5	19	6	9	3	0	2	6	.474
2000	David Justice	34	LF	6	26	4	6	2	0	2	8	.231

YEAR	PITCHER	AGE	POS	G	GS	IP	W	L	SV	H	R	ER	SO	BB	ERA
1998	David Wells	35	LHP	2	2	15.2	2	0	0	12	5	5	18	2	2.87
1999	Orlando Hernandez	30	RHP	2	2	15.0	1	0	0	12	4	3	13	6	1.80
2001	Andy Pettitte	29	LHP	2	2	14.1	2	0	0	11	4	4	8	2	2.51
2003	Mariano Rivera	33	RHP	4	0	8.0	1	0	2	5	1	1	6	0	1.13
2009	CC Sabathia	29	LHP	2	2	16.0	2	0	0	9	2	2	12	3	1.13

World Series MVP

YEAR	PLAYER	AGE	POS	G	AB	R	H	2B	3B	HR	RBI	BA
1960	Bobby Richardson	25	2B	7	30	8	11	2	2	1	12	.367
1977	Reggie Jackson	31	RF	6	20	10	9	1	0	5	8	.450
1978	Bucky Dent	26	SS	6	24	3	10	1	0	0	7	.417
1998	Scott Brosius	32	3B	4	17	3	8	0	0	2	6	.471
2000	Derek Jeter	26	SS	5	22	6	9	2	1	2	2	.409
2009	Hideki Matsui	35	DH	6	13	3	8	1	0	3	8	.615

YEAR	PITCHER	AGE	POS	G	GS	IP	W	L	SV	H	R	ER	SO	BB	ERA
1956	Don Larsen	27	RHP	2	2	10.2	1	0	0	1	4	0	7	4	0.00
1958	Bob Turley	28	RHP	4	2	16.1	2	1	1	10	5	5	13	7	2.76
1961	Whitey Ford	32	LHP	2	2	14.0	2	0	0	6	0	0	7	1	0.00
1962	Ralph Terry	26	RHP	3	3	25.0	2	1	0	17	5	5	16	2	1.80
1996	John Wetteland	30	RHP	5	0	4.1	0	0	4	4	1	1	6	1	2.08
1999	Mariano Rivera	29	RHP	3	0	4.2	1	0	2	3	0	0	3	1	0.00

Yankees All-Time Postseason Leaders

BATTING

Games Played
1. DEREK JETER 147
2. Bernie Williams 121
3. JORGE POSADA 120
4. MARIANO RIVERA 94
5. Tino Martinez 81

At-Bats
1. DEREK JETER 599
2. Bernie Williams 465
3. JORGE POSADA 402
4. Tino Martinez 287
5. Paul O'Neill 270

Runs
1. DEREK JETER 101
2. Bernie Williams 83
3. JORGE POSADA 49
4. Mickey Mantle 42
5. Yogi Berra 41

Hits
1. **DEREK JETER 185**
2. Bernie Williams 128
3. JORGE POSADA 97
4. Paul O'Neill 76
5. Yogi Berra 71

Doubles
1. DEREK JETER 30
2. Bernie Williams 29
3. JORGE POSADA 23
4. Hideki Matsui 15
5. Tino Martinez, Paul O'Neill 14

Triples
1. DEREK JETER, Bill Johnson 4
T3. Bauer, B. Brown, CANO, Gehrig, B. Martin, Meusel 3

Home Runs
1. Bernie Williams 22
2. DEREK JETER 20
3. Mickey Mantle 18
4. Babe Ruth 15
5. Yogi Berra, Reggie Jackson 12

RBI
1. Bernie Williams 80
2. DEREK JETER 57
3. JORGE POSADA 42
3. Mickey Mantle 40
T5. Yogi Berra, Hideki Matsui 39

Batting Average (min. 75PA)
1. Lou Gehrig ..... .361
2. Thurman Munson ..... .357
3. Babe Ruth ..... .347
4. Billy Martin ..... .333
5. Reggie Jackson ..... .328

Slugging Percentage (min. 75PA)
1. Babe Ruth ..... .788
2. Lou Gehrig ..... .731
3. Reggie Jackson ..... .672
4. Charlie Keller ..... .611
5. Billy Martin ..... .566

PITCHING

Games
1. MARIANO RIVERA 94
2. Jeff Nelson 44
3. Andy Pettitte 38
4. Mike Stanton 31
5. Whitey Ford 22

Games Started
1. Andy Pettitte 38
2. Whitey Ford 22
3. Roger Clemens 18
4. Mike Mussina 15
5. Orlando Hernandez 14

Innings Pitched
1. Andy Pettitte 237.2
2. Whitey Ford 146.0
3. MARIANO RIVERA 139.2
4. Roger Clemens 102.1
5. Orlando Hernandez 102.0

Wins
1. Andy Pettitte 18
2. Whitey Ford 10
3. Orlando Hernandez 9
4. MARIANO RIVERA 8
5. Clemens, Reynolds, Ruffing, Wells 7

Strikeouts
1. Andy Pettitte 157
2. MARIANO RIVERA 109
3. Orlando Hernandez 101
4. Roger Clemens 99
5. Whitey Ford 94

ERA (min. 40.0IP)
1. MARIANO RIVERA 0.71
2. Waite Hoyt 1.62
3. Herb Pennock 2.06
4. Vic Raschi 2.24
5. Ed Lopat 2.60

Saves (official stat since 1969)
1. MARIANO RIVERA 42
T2. Goose Gossage 7
John Wetteland 7
T4. Ken Clay, Sparky Lyle, Ramiro Mendoza 1

Yankees All-Time Postseason Highs

TEAM BATTING
Runs, game – 19 – 2004 ALCS Game 3 at BOS
Runs, inning – 7 – 7x, last 2000 ALCS Game 2 vs. SEA – 8th inn.
Hits, game – 22– 2004 ALCS Game 3 at BOS
Singles, game– 16 – 1978 WS Game 5 vs. LAD
Doubles, game – 8 – 2004 ALCS Game 3 at BOS
Triples, game – 3 – 2x, last 1960 WS Game 6 at PIT
Home runs, game – 5 – 1928 WS Game 4 at STL
Extra-base hits, game – 13 – 2004 ALCS Game 3 at BOS
Walks, game – 11 – 2x, last 1998 ALCS Game 5 at CLE
Strikeouts, game – 16 – 2x, last 2004 ALCS Game 5 at BOS
Stolen bases, game – 4 – 1998 ALCS Game 4 at CLE
Left on base, game – 18 – 2004 ALCS Game 5 at BOS

TEAM FIELDING
Double plays turned, game, Yankees – 4 – 1951 WS at NYG
Double plays turned, game, Opp. – 5 – 2004 ALDS Game 1 vs. MIN
Errors, game, Yankees – 5 – 1976 ALCS Game 2 at KC
Errors, game, Opp. – 4 – 8x, last 1999 ALCS Game 4 at BOS

TEAM PITCHING
Runs, game – 15 – 2001 WS Game 6 at ARI
Runs, inning – 8 – 3x, last 2002 ALDS Game 4 at ANA – 5th inn.
Hits, game – 22 – 2001 WS Game 6 at ARI
Singles, game – 16 – 2001 WS Game 6 at ARI
Doubles, game – 6 – 4x, last 2001 WS Game 6 at ARI
Triples, game – 2 – 8x, last 2005 ALDS Game 3 vs. LAA
Home runs, game– 4 – 7x, last 2010 ALCS Game 4 vs. TEX
Extra-base hits, game– 10 – 1999 ALCS Game 3 at BOS
Walks, game – 11 – 1956 WS Game 2 at BRO
Strikeouts, game – 15 – 2000 ALCS Game 4 at SEA
Stolen bases allowed, game – 4 – 2010 ALCS Game 2 at TEX
Left on base, game, Opponent – 17 – 2009 ALDS Game 2 vs. MIN

INDIVIDUAL BATTING
At-bats, game – 7 – 5x, last by four players, 2004 ALCS Game 5 at BOS
Runs, game – 5 – 2x, Alex Rodriguez and Hideki Matsui in 2004 ALCS Game 3 at BOS
Hits, game – 5 – 2x, Derek Jeter, 2006 ALDS Game 1 vs. DET; Hideki Matsui, 2004 ALCS Game 3 at BOS
Doubles, game – 2 – Done by many, last by Derek Jeter, 2010 ALCS Game 2 at TEX
Triples, game – 2 – Bobby Richardson, 1960 WS Game 6 at PIT
HR, game – 3 – 3x, Reggie Jackson, 1977 WS Game 6 vs. LAD; Babe Ruth, 1928 WS Game 4 at STL; Babe Ruth, 1926 WS Game 4 at STL

Grand slams – 1 – 10x, last Ricky Ledee, 1999 ALCS Game 4 at BOS
RBI, game – 6 – 3x, Hideki Matsui, 2009 WS Game 6 vs. PHI; Bernie Williams, 1999 ALDS Game 1 vs. TEX; Bobby Richardson, 1960 WS Game 3 vs. PIT
Walks, game – 4 – 2x, Bernie Williams, 1995 ALDS Game 5 at SEA; Babe Ruth, 1926 WS Game 7 vs. STL
Strikeouts, game – 5 – George Pipgras, 1932 WS Game 3 at CHC

INDIVIDUAL PITCHING
Strikeouts, game – 15 – Roger Clemens, 2000 ALCS Game 4 at SEA
Walks, game – 10 – Bill Bevens – 1947 WS Game 4 at BRO
ER allowed, game – 8 – 3x, C. Wang, 2007 ALDS Game 1 vs. CLE; David Wells, 2002 ALDS Game 4 at ANA; Jay Witasick, 2001 WS Game 6 at ARI;
Hits allowed, game – 14 – Waite Hoyt, 1926 WS Game 4 at STL

TEAM MISCELLANEOUS
Longest game, innings – 15 – 1995 ALDS Game 2 vs. SEA
Margin of victory – 14 runs – 18-4 win in 1936 WS Game 2 at NYG
Margin of defeat – 13 runs – 15-2 loss in 2001 WS Game 6 at ARI
Largest crowd, home – 74,065 – 1947 WS Game 6 vs. BRO
Largest crowd, road – 65,975 – 2003 WS Game 5 at FLA

Yankees Postseason Results

1921 WORLD SERIES

Marked the Yankees' first ever World Series appearance in Baseball's last nine-game Fall Classic…Waite Hoyt went 2-1 despite not allowing an earned run in 27.0IP (18H, 11BB) over three starts…is tied with Christy Mathewson (1905) for the most IP without allowing an ER in a single World Series…lost, 1-0, in the Game 8 clincher, tossing a complete game and allowing an unearned run in the first inning…Carl Mays went 1-2 with a 1.73 ERA (26.0IP, 5ER) in his three starts, setting a still-standing record for most innings pitched in a single postseason without allowing a walk…Babe Ruth hit the first of his 15 career World Series home runs in a losing effort in Game 4.

New York Yankees (AL) 3
New York Giants (NL) 5

GAME 1 at Polo Grounds, Manhattan, N.Y., Oct. 5

NYY	1	0	0	0	1	1	0	0	0	-	3	7	0
NYG	0	0	0	0	0	0	0	0	0	-	0	5	0

W - Mays L - Douglas A - 30,202

GAME 2 at Polo Grounds, Manhattan, N.Y., Oct. 6

NYG	0	0	0	0	0	0	0	0	0	-	0	2	3
NYY	0	0	0	1	0	0	0	2	X	-	3	3	0

W - Hoyt L - Nehf A - 34,939

GAME 3 at Polo Grounds, Manhattan, N.Y., Oct. 7

NYY	0	0	4	0	0	0	0	1	0	-	5	8	0
NYG	0	0	4	0	0	0	8	1	X	-	13	20	0

W - Barnes L - Quinn A - 36,509

GAME 4 at Polo Grounds, Manhattan, N.Y., Oct. 9

NYG	0	0	0	0	0	0	0	3	1	-	4	9	1
NYY	0	0	0	0	1	0	0	0	1	-	2	7	1

W - Douglas L - Mays A - 36,372

GAME 5 at Polo Grounds, Manhattan, N.Y., Oct. 10

NYY	0	0	1	2	0	0	0	0	0	-	3	6	1
NYG	1	0	0	0	0	0	0	0	0	-	1	10	1

W - Hoyt L - Nehf A - 35,758

GAME 6 at Polo Grounds, Manhattan, N.Y., Oct. 11

NYG	0	3	0	4	0	1	0	0	0	-	8	13	0
NYY	3	2	0	0	0	0	0	0	0	-	5	7	2

W - Barnes L - Shawkey A - 34,283

GAME 7 at Polo Grounds, Manhattan, N.Y., Oct. 12

NYY	0	1	0	0	0	0	0	0	0	-	1	8	1
NYG	0	0	0	1	0	0	1	0	X	-	2	6	0

W - Douglas L -Mays A - 36,503

GAME 8 at Polo Grounds, Manhattan, N.Y., Oct. 13

NYG	1	0	0	0	0	0	0	0	0	-	1	6	0
NYY	0	0	0	0	0	0	0	0	0	-	0	4	1

W - Nehf L - Hoyt A - 25,410

Babe Ruth hit the first of his 15 career World Series home runs in Game 4 of the 1921 World Series.

1922 WORLD SERIES

The Yankees went 0-4-1 against the Giants, marking just one of three times in 40 World Series appearances that the Yankees have been held without a win (were swept in 1963 vs. Los Angeles and 1976 vs. Cincinnati)…hit just .203 as a team…Game 2 marked the Yankees' only tie in 225 overall World Series games (134-90-1).

New York Yankees (AL) 0
New York Giants (NL) 4

GAME 1 at Polo Grounds, Manhattan, N.Y., Oct. 4

NYY	0	0	0	0	0	1	1	0	0	-	2	7	0
NYG	0	0	0	0	0	0	0	3	X	-	3	11	3

W - Ryan L - Bush A - 36,514

GAME 2 at Polo Grounds, Manhattan, N.Y., Oct. 5

NYG	3	0	0	0	0	0	0	0	0	-	3	8	1
NYY	1	0	0	1	0	0	0	1	0	-	3	8	0

(Called after 10 innings because of darkness) A - 37,020

GAME 3 at Polo Grounds, Manhattan, N.Y., Oct. 6

NYY	0	0	0	0	0	0	0	0	0	-	0	4	1
NYG	0	0	2	0	0	0	1	0	X	-	3	12	1

W - Scott L - Hoyt A - 37,620

GAME 4 at Polo Grounds, Manhattan, N.Y., Oct. 7

NYG	0	0	0	0	4	0	0	0	0	-	4	9	1
NYY	2	0	0	0	0	0	1	0	0	-	3	8	0

W - McQuillan L - Mays A - 36,242

GAME 5 at Polo Grounds, Manhattan, N.Y., Oct. 8

NYY	1	0	0	0	1	0	1	0	0	-	3	5	0
NYG	0	2	0	0	0	0	0	3	X	-	5	10	0

W - Nehf L - Bush A - 38,551

1923 WORLD SERIES

Won the first World Series in franchise history in the inaugural season of the original Yankee Stadium…their Game 2 win snapped a nine-game World Series winless streak dating to 1921 (0-8-1)…scored five runs in the eighth inning of the Game 6 clincher to win, 6-4…Babe Ruth and Bob Meusel led the Yankees in HR (3) and RBI (8), respectively.

New York Giants (NL) 2
New York Yankees (AL) 4

GAME 1 at Yankee Stadium, Bronx, N.Y., Oct. 10

NYG	0	0	4	0	0	0	0	0	1	-	5	8	0
NYY	1	2	0	0	0	0	1	0	0	-	4	12	1

W - Ryan L - Bush A - 55,307

GAME 2 at Polo Grounds, Manhattan, N.Y., Oct. 11

NYY	0	1	0	2	1	0	0	0	0	-	4	10	0
NYG	0	1	0	0	0	1	0	0	0	-	2	9	2

W - Pennock L - McQuillan A - 40,402

GAME 3 at Yankee Stadium, Bronx, N.Y., Oct. 12

NYG	0	0	0	0	0	0	1	0	0	-	1	4	0
NYY	0	0	0	0	0	0	0	0	0	-	0	6	1

W - Nehf L - Jones A - 62,430

GAME 4 at Polo Grounds, Manhattan, N.Y., Oct. 13

NYY	0	6	1	1	0	0	0	0	0	-	8	13	1
NYG	0	0	0	0	0	0	0	3	1	-	4	13	1

W - Shawkey L - Scott A - 46,302

GAME 5 at Yankee Stadium, Bronx, N.Y., Oct. 14

NYG	0	1	0	0	0	0	0	0	0	-	1	3	2
NYY	3	4	0	1	0	0	0	0	X	-	8	14	0

W - Bush L - Bentley A - 62,817

GAME 6 at Polo Grounds, Manhattan, N.Y., Oct. 15

NYY	1	0	0	0	0	0	0	5	0	-	6	5	0
NYG	1	0	0	1	1	1	0	0	0	-	4	10	1

W - Pennock L - Nehf A - 34,172

1926 WORLD SERIES

The Series is most remembered for Game 7, which featured Pete Alexander's bases-loaded, seventh-inning strikeout of Tony Lazzeri, and Babe Ruth making the final out of the series attempting to steal second base with the Yankees down, 3-2, in the ninth…Ruth became the first player to hit 3HR in a single World Series game (Game 4 at St. Louis) and the first to hit 4HR over an entire World Series.

St. Louis Cardinals (NL) 4
New York Yankees (AL) 3

GAME 1 at Yankee Stadium, Bronx, N.Y., Oct. 2

STL	1	0	0	0	0	0	0	0	0	- 1	3	1
NYY	1	0	0	0	0	1	0	0	X	- 2	6	0

W - Pennock L - Sherdel A - 61,658

GAME 2 at Yankee Stadium, Bronx, N.Y., Oct. 3

STL	0	0	2	0	0	0	3	0	1	- 6	12	1
NYY	0	2	0	0	0	0	0	0	0	- 2	4	0

W - Alexander L - Shocker A - 63,600

GAME 3 at Sportsman's Park, St. Louis, Oct. 5

NYY	0	0	0	0	0	0	0	0	0	- 0	5	1
STL	0	0	0	3	1	0	0	0	X	- 4	8	0

W - Haines L - Ruether A - 37,708

GAME 4 at Sportsman's Park, St. Louis, Oct. 6

NYY	1	0	1	1	4	2	1	0	0	- 10	14	1
STL	1	0	0	3	0	0	0	0	1	- 5	14	0

W - Hoyt L - Reinhart A - 38,825

GAME 5 at Sportsman's Park, St. Louis, Oct. 7

NYY	0	0	0	0	0	1	0	0	1 1	- 3	9	1
STL	0	0	0	1	0	0	1	0	0 0	- 2	7	1

W - Pennock L - Sherdel A - 39,552

GAME 6 at Yankee Stadium, St. Louis, Oct. 9

STL	3	0	0	0	1	0	5	0	1	- 10	13	2
NYY	0	0	0	1	0	0	1	0	0	- 2	8	1

W - Alexander L - Shawkey A - 48,615

GAME 7 at Yankee Stadium, St. Louis, Oct. 10

STL	0	0	0	3	0	0	0	0	0	- 3	8	0
NYY	0	0	1	0	0	1	0	0	0	- 2	8	3

W - Haines L - Hoyt A - 38,093

1927 WORLD SERIES

The Murderers' Row Yankees became the first AL team to sweep a World Series…Babe Ruth had a Series-high 7RBI and his 2HR were the only homers of the Series…Herb Pennock was perfect through his first 22 batters of Game 3 before a Pie Traynor single…Yankees completed the sweep on a ninth-inning wild pitch from Pirates pitcher Johnny Miljus in Game 4…marked the first of eight consecutive winning World Series appearances for the franchise (1927-28, 32, '36-39, '41).

New York Yankees (AL) 4
Pittsburgh Pirates (NL) 0

GAME 1 at Forbes Field, Pittsburgh, Oct. 5

NYY	1	0	3	0	1	0	0	0	0	- 5	6	1
PIT	1	0	1	0	1	0	0	1	0	- 4	9	2

W - Hoyt L - Kremer A - 41,467

GAME 2 at Forbes Field, Pittsburgh, Oct. 6

NYY	0	0	3	0	0	0	0	3	0	- 6	11	0
PIT	1	0	0	0	0	0	0	1	0	- 2	7	2

W - Pipgras L - Aldridge A - 41,634

GAME 3 at Yankee Stadium, Bronx, N.Y., Oct. 7

PIT	0	0	0	0	0	0	0	1	0	- 1	3	1
NYY	2	0	0	0	0	0	6	0	X	- 8	9	0

W - Pennock L - Meadows A - 60,695

GAME 4 at Yankee Stadium, Bronx, N.Y., Oct. 8

PIT	1	0	0	0	0	0	2	0	0	- 3	10	1
NYY	1	0	0	0	2	0	0	0	1	- 4	12	2

W - Moore L - Miljus A - 57,909

1928 WORLD SERIES

The Yankees' win marked their first back-to-back titles…was the sixth and last Series for manager Miller Huggins, who died during the 1929 season…used only three pitchers in the entire Series as each earned complete-game wins (Waite Hoyt in Games 1 and 4; George Pipgras in Game 2 and Tom Zachary in Game 3)…Lou Gehrig led the Yankees with 4HR and 9RBI…Babe Ruth tied his own record with 3HR in Game 4 at St. Louis.

St. Louis Cardinals (NL) 0
New York Yankees (AL) 4

GAME 1 at Yankee Stadium, Bronx, N.Y., Oct. 4

STL	0	0	0	0	0	0	1	0	0	- 1	3	1
NYY	1	0	0	2	0	0	0	1	X	- 4	7	0

W - Hoyt L - Sherdel A - 61,425

GAME 2 at Yankee Stadium, Bronx, N.Y., Oct. 5

STL	0	3	0	0	0	0	0	0	0	- 3	4	1
NYY	3	1	4	0	0	0	1	0	X	- 9	8	2

W - Pipgras L - Alexander A - 60,714

GAME 3 at Sportsman's Park, St. Louis, Oct. 7

NYY	0	1	0	2	0	3	1	0	0	- 7	7	2
STL	2	0	0	0	1	0	0	0	0	- 3	9	3

W - Zachary L - Haines A - 39,602

GAME 4 at Sportsman's Park, St. Louis, Oct. 9

NYY	0	0	0	1	0	0	4	2	0	- 7	15	2
STL	0	0	1	1	0	0	0	0	1	- 3	11	0

W - Hoyt L - Sherdel A - 37,331

1932 WORLD SERIES

The Yankees swept the Cubs to run their World Series winning streak to 12 games…was the first of Manager Joe McCarthy's eight Series appearances and seven titles with the club…Babe Ruth hit his "called shot" off Cubs pitcher Charlie Root in the fifth inning of Game 3…he and Gehrig each hit 2HR in the game…the Yankees outscored the Cubs, 37-19, in the Series…Gehrig batted .529 (9-for-17) with 9R, 3HR and 8RBI…was Ruth's last World Series with the Yankees.

Chicago Cubs (NL) 0
New York Yankees (AL) 4

GAME 1 at Yankee Stadium, Bronx, N.Y., Sept. 28

CHC	2	0	0	0	0	0	2	2	0	- 6	10	1
NYY	0	0	0	3	0	5	3	1	X	- 12	8	2

W - Ruffing L - Bush A - 41,459

GAME 2 at Yankee Stadium, Bronx, N.Y., Sept. 29

CHC	1	0	1	0	0	0	0	0	0	- 2	9	0
NYY	2	0	2	0	1	0	0	0	X	- 5	10	1

W - Gomez L - Warneke A - 50,709

GAME 3 at Wrigley Field, Chicago, Oct. 1

NYY	3	0	1	0	2	0	0	0	1	- 7	8	1
CHC	1	0	2	1	0	0	0	0	1	- 5	9	4

W - Pipgras L - Root A - 49,986

GAME 4 at Wrigley Field, Chicago, Oct. 2

NYY	1	0	2	0	0	2	4	0	4	- 13	19	4
CHC	4	0	0	0	0	1	0	0	1	- 6	9	1

W - Moore L - May A - 49,844

1936 WORLD SERIES

The Yankees' victory was the first of four consecutive titles…had their 12-game World Series winning streak snapped with a Game 1 loss…the Yankees' 18-4 Game 2 win still marks the most runs scored by one team in a World Series game…Bill Dickey and Tony Lazzeri (grand slam) each had 5RBI in the game…rookie Joe DiMaggio batted .346 (9-for-26) with 3RBI in the Series.

New York Yankees (AL) 4
New York Giants (NL) 2

GAME 1 at Polo Grounds, Manhattan, N.Y., Sept. 30

NYY	0	0	1	0	0	0	0	0	0	- 1	7	2
NYG	0	0	0	0	1	1	0	4	X	- 6	9	1

W - Hubbell L - Ruffing A - 39,419

GAME 2 at Polo Grounds, Manhattan, N.Y., Oct. 2

NYY	2	0	7	0	0	1	2	0	6	- 18	17	0
NYG	0	1	0	3	0	0	0	0	0	- 4	6	1

W - Gomez L - Schumacher A - 43,543

GAME 3 at Yankee Stadium, Bronx, N.Y., Oct. 3

NYG	0	0	0	1	0	0	0	0	0	- 1	11	0
NYY	0	1	0	0	0	0	0	1	X	- 2	4	0

W - Hadley L - Fitzsimmons A - 64,842

GAME 4 at Yankee Stadium, Bronx, N.Y., Oct. 4

NYG	0	0	0	1	0	0	0	1	0	- 2	7	1
NYY	0	1	3	0	0	0	0	1	X	- 5	10	1

W - Pearson L - Hubbell A - 66,669

GAME 5 at Yankee Stadium, Bronx, N.Y., Oct. 5

NYG	3	0	0	0	0	1	0	0	0 1	- 5	8	3
NYY	0	1	1	0	0	2	0	0	0 0	- 4	10	1

W - Schumacher L - Malone A - 50,024

GAME 6 at Polo Grounds, Manhattan, N.Y., Oct. 6

NYY	0	2	1	2	0	0	0	1	7	- 13	17	2
NYG	2	0	0	0	1	0	1	1	0	- 5	9	1

W - Gomez L - Fitzsimmons A - 38,427

1937 WORLD SERIES

The Yankees defeated the Giants for the second year in a row…Yankees pitchers posted a 2.45 ERA (44.0, 12ER) in the Series…Lefty Gomez recorded complete-game wins in Game 1 and in the Game 5 clincher…George Selkirk led the Yankees with 5R and 6RBI.

New York Giants (NL) 1
New York Yankees (AL) 4

GAME 1 at Yankee Stadium, Bronx, N.Y., Oct. 6

NYG	0	0	0	0	1	0	0	0	0	- 1	6	2
NYY	0	0	0	0	0	7	0	1	X	- 8	7	0

W - Gomez L - Hubbell A - 60,573

GAME 2 at Yankee Stadium, Bronx, N.Y., Oct. 7

NYG	1	0	0	0	0	0	0	0	0	- 1	7	0
NYY	0	0	0	0	2	4	2	0	X	- 8	12	0

W - Ruffing L - Melton A - 57,675

GAME 3 at Polo Grounds, Manhattan, N.Y., Oct. 8

NYY	0	1	2	1	1	0	0	0	0	- 5	9	0
NYG	0	0	0	0	0	0	1	0	0	- 1	5	4

W - Pearson L - Schumacher A - 37,385

GAME 4 at Polo Grounds, Manhattan, N.Y., Oct. 9

NYY	1	0	1	0	0	0	0	0	1	- 3	6	0
NYG	0	6	0	0	0	0	1	0	X	- 7	12	3

W - Hubbell L - Hadley A - 44,293

GAME 5 at Polo Grounds, Manhattan, N.Y., Oct. 10

NYY	0	1	1	0	2	0	0	0	0	- 4	8	0
NYG	0	0	2	0	0	0	0	0	0	- 2	10	0

W - Gomez L - Melton A - 38,216

1938 WORLD SERIES

The Yankees ran their all-time World Series mark vs. the Cubs to 8-0…became the first team to win three consecutive Series…middle infielders Joe Gordon and Frank Crosetti each drove in a team-high 6R in the series…used just four pitchers, who sported a 1.75 combined ERA (36.0IP, 7ER)…Red Ruffing recorded complete-game wins in Game 1 and 4, compiling a 1.50 ERA in the Series (18.0IP, 3ER).

New York Yankees (AL) 4
Chicago Cubs (NL) 0

GAME 1 at Wrigley Field, Chicago, Oct. 5

NYY	0	2	0	0	0	0	1	0	0	- 3	12	1
CHC	0	0	1	0	0	0	0	0	0	- 1	9	1

W - Ruffing L - Lee A - 43,642

GAME 2 at Wrigley Field, Chicago, Oct. 6

NYY	0	2	0	0	0	0	0	2	2	- 6	7	2
CHC	1	0	2	0	0	0	0	0	0	- 3	11	0

W - Gomez L - Dean A - 42,108

GAME 3 at Yankee Stadium, Bronx, N.Y., Oct. 8

CHC	0	0	0	0	1	0	0	1	0	- 2	5	1
NYY	0	0	0	0	2	2	0	1	X	- 5	7	2

W - Pearson L - Bryant A - 55,236

GAME 4 at Yankee Stadium, Bronx, N.Y., Oct. 9

CHC	0	0	0	1	0	0	0	2	0	- 3	8	1
NYY	0	3	0	0	0	1	0	4	X	- 8	11	1

W - Ruffing L - Lee A - 59,847

1939 WORLD SERIES

The Yankees won the last of four consecutive World Series with their second straight sweep…were led by Charlie Keller, who batted .438 (7-for-16) with 8R, 3HR and 6RBI…the Yankees hit just .206 (27-for-131) as a team…Yankees pitching compiled a 1.22 ERA, holding the Reds to just four extra-base hits (0HR) in the Series…Game 4 was won in the 10th inning on Joe DiMaggio's single with Charlie Keller on first and Frank Crosetti on third...after the Cincinnati RF misplayed the ball, Keller successfully scored from first, crashing into Reds catcher Ernie Lombardi and dazing him long enough for DiMaggio to score in a play since known as "Lombardi's Snooze."

Cincinnati Reds (NL) 0
New York Yankees (AL) 4

GAME 1 at Yankee Stadium, Bronx, N.Y., Oct. 4

CIN	0	0	0	1	0	0	0	0	0	- 1	4	0
NYY	0	0	0	0	1	0	0	0	1	- 2	6	0

W - Ruffing L - Derringer A - 58,541

GAME 2 at Yankee Stadium, Bronx, N.Y., Oct 5

CIN	0	0	0	0	0	0	0	0	0	- 0	2	0
NYY	0	0	3	1	0	0	0	0	X	- 4	9	0

W - Pearson L - Walters A - 59,791

GAME 3 at Crosley Field, Cincinnati, Oct. 7

NYY	2	0	2	0	3	0	0	0	0	- 7	5	1
CIN	1	2	0	0	0	0	0	0	0	- 3	10	0

W - Hadley L - Thompson A - 32,723

GAME 4 at Crosley Field, Cincinnati, Oct. 8

NYY	0	0	0	0	0	0	2	0	2	3	- 7	7	1
CIN	0	0	0	0	0	0	3	1	0	0	- 4	11	4

W - Murphy L - Walters A - 32,794

1941 WORLD SERIES

Marked the first World Series meeting between the Yankees and Dodgers…Game 4 featured the famous passed ball by Dodgers catcher Mickey Owen, which would have been the final out of the game and evened the Series at 2-2…the Yankees went on to score 4R with two out in the ninth to win, 7-4, at Ebbets Field…in the Game 5 clincher, Tiny Bonham tossed a complete game (1ER, 5H) and Tommy Henrich hit a solo homer…Joe Gordon (.500, 1HR, 5RBI) and Charlie Keller (.389, 5RBI) paced Yankees hitters…capped a run of 32 wins in 36 World Series games dating to 1927.

Brooklyn Dodgers (NL) 1
New York Yankees (AL) 4

GAME 1 at Yankee Stadium, Bronx, N.Y., Oct. 1

BRO	0	0	0	0	1	0	1	0	0	- 2	6	0
NYY	0	1	0	1	0	1	0	0	X	- 3	6	1

W - Ruffing L - Davis A - 68,540

GAME 2 at Yankee Stadium, Bronx, N.Y., Oct. 2

BRO	0	0	0	0	2	1	0	0	0	- 3	6	2
NYY	0	1	1	0	0	0	0	0	0	- 2	9	1

W - Wyatt L - Chandler A - 66,248

GAME 3 at Ebbets Field, Brooklyn, N.Y., Oct. 4

NYY	0	0	0	0	0	0	0	2	0	- 2	8	0
BRO	0	0	0	0	0	0	0	1	0	- 1	4	0

W - Russo L - Casey A - 33,100

GAME 4 at Ebbets Field, Brooklyn, N.Y., Oct. 5

NYY	1	0	0	2	0	0	0	0	4	- 7	12	0
BRO	0	0	0	2	2	0	0	0	0	- 4	9	1

W - Murphy L - Casey A - 33,813

GAME 5 at Ebbets Field, Brooklyn, N.Y., Oct. 6

NYY	0	2	0	0	1	0	0	0	0	- 3	6	0
BRO	0	0	1	0	0	0	0	0	0	- 1	4	1

W - Bonham L - Wyatt A - 34,072

1942 WORLD SERIES

The Yankees won Game 1 behind Red Ruffing but lost the next four games…marked the Yankees' first losing World Series since falling in seven games to the Cardinals in 1926…Joe DiMaggio went 7-for-21 (.333) and Phil Rizzuto went 8-for-21 (.381), while Charlie Keller led the Yankees with 2HR and 5RBI.

New York Yankees (AL) 1
St. Louis Cardinals (NL) 4

GAME 1 at Sportsman's Park, St. Louis, Sept. 30

NYY	0	0	0	1	1	0	0	3	2	- 7	11	0
STL	0	0	0	0	0	0	0	0	4	- 4	7	4

W - Ruffing L - M.Cooper A - 34,769

GAME 2 at Sportsman's Park, St. Louis, Oct. 1

NYY	0	0	0	0	0	0	0	3	0	- 3	10	2
STL	2	0	0	0	0	0	1	1	X	- 4	6	0

W - Beazley L - Bonham A - 34,255

GAME 3 at Yankee Stadium, Bronx, N.Y., Oct. 3

STL	0	0	1	0	0	0	0	0	1	- 2	5	1
NYY	0	0	0	0	0	0	0	0	0	- 0	6	1

W - White L - Chandler A - 69,123

GAME 4 at Yankee Stadium, Bronx, N.Y., Oct. 4

STL	0	0	0	6	0	0	2	0	1	- 9	12	1
NYY	1	0	0	0	0	5	0	0	0	- 6	10	1

W - Lanier L - Donald A - 69,902

GAME 5 at Yankee Stadium, Bronx, N.Y., Oct. 5

STL	0	0	0	1	0	1	0	0	2	- 4	9	4
NYY	1	0	0	1	0	0	0	0	0	- 2	7	1

W - Beazley L - Ruffing A - 69,052

1943 WORLD SERIES

The Yankees reversed the prior year's result, winning in five games…Spud Chandler was dominant, allowing just 1ER over 18.0IP for complete-game wins in Games 1 and 5…Bill Dickey's two-run homer in the Game 5 clincher marked the only runs of the game…Yankees Joe DiMaggio, Tommy Henrich, Phil Rizzuto, George Selkirk, Red Ruffing and Buddy Hassett were all serving in the military and did not appear in the Series…marked the seventh and final World Series title in eight appearances under manager Joe McCarthy.

St. Louis Cardinals (NL) 1
New York Yankees (AL) 4

GAME 1 at Yankee Stadium, Bronx, N.Y., Oct. 5

STL	0	1	0	0	1	0	0	0	0	- 2	7	2
NYY	0	0	0	2	0	2	0	0	X	- 4	8	2

W - Chandler L - Lanier A - 68,676

GAME 2 at Yankee Stadium, Bronx, N.Y., Oct. 6

STL	0	0	1	3	0	0	0	0	0	- 4	7	2
NYY	0	0	0	1	0	0	0	0	2	- 3	6	0

W - M. Cooper L - Bonham A - 68,578

GAME 3 at Yankee Stadium, Bronx, N.Y., Oct. 7

STL	0	0	0	2	0	0	0	0	0	- 2	6	4
NYY	0	0	0	0	0	1	0	5	X	- 6	8	0

W - Borowy L - Brazle A - 69,990

GAME 4 at Sportsman's Park, St.Louis, Oct. 10

NYY	0	0	0	1	0	0	0	1	0	- 2	6	2
STL	0	0	0	0	0	0	1	0	0	- 1	7	1

W - Russo L - Brecheen A - 36,196

GAME 5 at Sportsman's Park, St.Louis, Oct. 11

NYY	0	0	0	0	0	2	0	0	0	- 2	7	1
STL	0	0	0	0	0	0	0	0	0	- 0	10	1

W - Chandler L - M.Cooper A - 33,872

1947 WORLD SERIES

The Yankees were piloted by Bucky Harris in his only World Series managing the team…in Game 4, Yankees pitcher Bill Bevens lost both his no-hit bid and the game with two outs in the bottom of the ninth as pinch-hitter Cookie Lavagetto doubled home two runs for a 3-2 Brooklyn win…Spec Shea recorded two wins and Johnny Lindell batted .500 (9-for-18) with 7RBI.

Brooklyn Dodgers (NL) 3
New York Yankees (AL) 4

GAME 1 at Yankee Stadium, Bronx, N.Y., Sept. 30

BRO	1	0	0	0	0	1	1	0	0	- 3	6	0
NYY	0	0	0	0	5	0	0	0	X	- 5	4	0

W - Shea L - Branca A - 73,365

GAME 2 at Yankee Stadium, Bronx, N.Y., Oct. 1

BRO	0	0	1	1	0	0	0	0	1	- 3	9	2
NYY	1	0	1	1	2	1	4	0	X	- 10	15	1

W - Reynolds L - Lombardi A - 69,865

GAME 3 at Ebbets Field, Brooklyn, N.Y., Oct. 2

NYY	0	0	2	2	2	1	1	0	0	- 8	13	0
BRO	0	6	1	2	0	0	0	0	X	- 9	13	1

W - Casey L - Newsom A - 33,098

GAME 4 at Ebbets Field, Brooklyn, N.Y., Oct. 3

NYY	1	0	0	1	0	0	0	0	0	- 2	8	1
BRO	0	0	0	0	1	0	0	0	2	- 3	1	3

W - Casey L - Bevens A - 33,443

GAME 5 at Ebbets Field, Brooklyn, N.Y., Oct. 4

NYY	0	0	0	1	1	0	0	0	0	- 2	5	0
BRO	0	0	0	0	0	1	0	0	0	- 1	4	1

W - Shea L - Barney A - 34,379

GAME 6 at Yankee Stadium, Bronx, N.Y., Oct. 5

BRO	2	0	2	0	0	4	0	0	0	- 8	12	1
NYY	0	0	4	1	0	0	0	0	1	- 6	15	2

W - Branca L - Page A - 74,065

GAME 7 at Yankee Stadium, Bronx, N.Y., Oct. 6

BRO	0	2	0	0	0	0	0	0	0	- 2	7	0
NYY	0	1	0	2	0	1	1	0	X	- 5	7	0

W - Page L - Gregg A - 71,548

1949 WORLD SERIES

Marked the first of five straight World Series championships…was the first of 10 World Series appearances in a 12-year stretch under manager Casey Stengel (won seven)…Allie Reynolds allowed just 2H, winning Game 1, 1-0, over Don Newcombe on Tommy Henrich's leadoff homer in the bottom of the ninth…also pitched 3.1 scoreless innings to close out Game 4…Commissioner Happy Chandler ordered lights turned on during Game 5, marking the first time a World Series game was finished under electric light.

Brooklyn Dodgers (NL) 1
New York Yankees (AL) 4

GAME 1 at Yankee Stadium, Bronx, N.Y., Oct. 5

BRO	0	0	0	0	0	0	0	0	0	- 0	2	0
NYY	0	0	0	0	0	0	0	0	1	- 1	5	1

W - Reynolds L - Newcombe A - 66,224

GAME 2 at Yankee Stadium, Bronx, N.Y., Oct. 6

BRO	0	1	0	0	0	0	0	0	0	- 1	7	2
NYY	0	0	0	0	0	0	0	0	0	- 0	6	1

W - Roe L - Raschi A - 70,053

GAME 3 at Ebbets Field, Brooklyn, N.Y., Oct. 7

NYY	0	0	1	0	0	0	0	0	3	- 4	5	0
BRO	0	0	0	1	0	0	0	0	2	- 3	5	0

W - Page L - Branca A - 32,788

GAME 4 at Ebbets Field, Brooklyn, N.Y., Oct. 8

NYY	0	0	0	3	3	0	0	0	0	- 6	10	0
BRO	0	0	0	0	0	4	0	0	0	- 4	9	1

W - Lopat L - Newcombe A - 33,934

GAME 5 at Ebbets Field, Brooklyn, N.Y., Oct. 9

NYY	2	0	3	1	1	3	0	0	0	- 10	11	1
BRO	0	0	1	0	0	1	4	0	0	- 6	11	2

W - Raschi L - Barney A - 33,711



Manager Casey Stengel led the Yankees to a record five-consecutive World Series titles from 1949-53.

1950 WORLD SERIES

Yankees pitchers allowed just 5R (3ER) all Series, tallying a 0.73 combined ERA in 37.0IP…each of the first three games were decided by one run, including a 1-0 victory behind Vic Raschi in Game 1 and a 2-1, 10-inning win behind Allie Reynolds in Game 2…Whitey Ford earned the first of his record 10 career World Series wins in the Game 4 clincher as Reynolds came out of the bullpen to strike out the final batter of the game with two runners on base.

New York Yankees (AL) 4
Philadelphia Phillies (NL) 0

GAME 1 at Shibe Park, Philadelphia, Oct. 4

NYY	0	0	0	1	0	0	0	0	0	- 1	5	0
PHI	0	0	0	0	0	0	0	0	0	- 0	2	1

W - Raschi L - Konstanty A - 30,746

GAME 2 at Shibe Park, Philadelphia, Oct. 5

NYY	0	1	0	0	0	0	0	0	0	1	- 2	10	0
PHI	0	0	0	0	1	0	0	0	0	0	- 1	7	0

W - Reynolds L - Roberts A - 32,660

GAME 3 at Yankee Stadium, Bronx, N.Y., Oct. 6

PHI	0	0	0	0	0	1	1	0	0	- 2	10	2
NYY	0	0	1	0	0	0	0	1	1	- 3	7	0

W - Ferrick L - Meyer A - 64,505

GAME 4 at Yankee Stadium, Bronx, N.Y., Oct. 7

PHI	0	0	0	0	0	0	0	0	2	- 2	7	1
NYY	2	0	0	0	0	3	0	0	X	- 5	8	2

W - Ford L - Miller A - 68,098

1951 WORLD SERIES

The Yankees defeated the Giants in Joe DiMaggio's final World Series…Willie Mays and Mickey Mantle made their Series debuts, both in their rookie seasons…in Game 2, Mantle seriously injured his right knee after getting his cleat caught in a drainpipe, ending his Series…Ed Lopat allowed just 1ER in 18.0IP, notching wins in Games 2 and 5.

New York Giants (NL) 2
New York Yankees (AL) 4

GAME 1 at Yankee Stadium, Bronx, N.Y., Oct. 4

NYG	2	0	0	0	0	3	0	0	0	- 5	10	1
NYY	0	1	0	0	0	0	0	0	0	- 1	7	1

W - Koslo L - Reynolds A - 65,673

GAME 2 at Yankee Stadium, Bronx, N.Y., Oct. 5

NYG	0	0	0	0	0	0	1	0	0	- 1	5	1
NYY	1	1	0	0	0	0	0	1	X	- 3	6	0

W - Lopat L - Jansen A - 66,018

GAME 3 at the Polo Grounds, Manhattan, N.Y., Oct. 6

NYY	0	0	0	0	0	0	0	1	1	- 2	5	2
NYG	0	1	0	0	5	0	0	0	X	- 6	7	2

W - Hearn L - Raschi A - 52,035

GAME 4 at the Polo Grounds, Manhattan, N.Y., Oct. 8

NYY	0	1	0	1	2	0	2	0	0	- 6	12	0
NYG	1	0	0	0	0	0	0	0	1	- 2	8	2

W - Reynolds L - Maglie A - 49,010

GAME 5 at the Polo Grounds, Manhattan, N.Y., Oct. 9

NYY	0	0	5	2	0	2	4	0	0	- 13	12	1
NYG	1	0	0	0	0	0	0	0	0	- 1	5	3

W - Lopat L - Jansen A - 47,530

GAME 6 at Yankee Stadium, Bronx, N.Y., Oct. 10

NYG	0	0	0	0	1	0	0	0	2	- 3	11	1
NYY	1	0	0	0	0	3	0	0	X	- 4	7	0

W - Raschi L - Koslo A - 61,711

1952 WORLD SERIES

Led by Mickey Mantle (.345, 5R, 2HR), Johnny Mize (.400, 3HR, 6RBI) and Gene Woodling (.348), the Yankees won in seven games…Allie Reynolds and Vic Raschi each recorded a pair of victories…the Yankees slugged 10HR in the Series…in Game 7, second baseman Billy Martin made a running catch on a two-out, seventh-inning, based-loaded pop-up from Jackie Robinson to preserve the Yankees' lead.

New York Yankees (AL) 4
Brooklyn Dodgers (NL) 3

GAME 1 at Ebbets Field, Brooklyn, N.Y., Oct. 1

NYY	0	1	0	0	0	0	0	1	0	-	2	6	2
BRO	0	1	0	0	0	2	0	1	X	-	4	6	0

W - Black L - Reynolds A - 34,861

GAME 2 at Ebbets Field, Brooklyn, N.Y., Oct. 2

NYY	0	0	0	1	1	5	0	0	0	-	7	10	0
BRO	0	0	1	0	0	0	0	0	0	-	1	3	1

W - Raschi L - Erskine A - 33,792

GAME 3 at Yankee Stadium, Bronx, N.Y., Oct. 3

BRO	0	0	1	0	1	0	0	1	2	-	5	11	0
NYY	0	1	0	0	0	0	0	1	1	-	3	6	2

W - Roe L - Lopat A - 66,698

GAME 4 at Yankee Stadium, Bronx, N.Y., Oct. 4

BRO	0	0	0	0	0	0	0	0	0	-	0	4	1
NYY	0	0	0	1	0	0	0	1	X	-	2	4	1

W - Reynolds L - Black A - 71,787

GAME 5 at Yankee Stadium, Bronx, N.Y., Oct. 5

BRO	0	1	0	0	3	0	1	0	0	0	1	-	6	10	0
NYY	0	0	0	0	5	0	0	0	0	0	0	-	5	5	1

W - Erskine L - Sain A - 70,536

GAME 6 at Ebbets Field, Brooklyn, N.Y., Oct. 6

NYY	0	0	0	0	0	0	2	1	0	-	3	9	0
BRO	0	0	0	0	0	1	0	1	0	-	2	8	1

W - Raschi L - Loes A - 30,037

GAME 7 at Ebbets Field, Brooklyn, N.Y., Oct. 7

NYY	0	0	0	1	1	1	1	0	0	-	4	10	4
BRO	0	0	0	1	1	0	0	0	0	-	2	8	1

W - Reynolds L - Black A - 33,195

Billy Martin makes a game-saving catch on a two-out, seventh-inning, based-loaded pop-up from Jackie Robinson to preserve the lead in Game 7 of the 1952 World Series.

1953 WORLD SERIES

The Yankees won their all-time record fifth consecutive title…Billy Martin batted .500 (12-for-24) with 2HR and 8RBI…still shares the all-time mark for hits in a six-game World Series…Mickey Mantle won Game 2 with a two-run homer in the eighth inning…added a grand slam in the Game 5 win…Martin drove in the winning run in the Game 6 clincher with a single in the bottom of the ninth.

Brooklyn Dodgers (NL) 2
New York Yankees (AL) 4

GAME 1 at Yankee Stadium, Bronx, N.Y., Sept. 30

BRO	0	0	0	0	1	3	1	0	0	-	5	12	2
NYY	4	0	0	0	1	0	1	3	X	-	9	12	0

W - Sain L - Labine A - 69,374

GAME 2 at Yankee Stadium, NY Oct. 1

BRO	0	0	0	2	0	0	0	0	0	-	2	9	1
NYY	1	0	0	0	0	0	1	2	X	-	4	5	0

W - Lopat L - Roe A - 66,786

GAME 3 at Ebbets Field, Brooklyn, N.Y., Oct. 2

NYY	0	0	0	0	1	0	0	1	0	-	2	6	0
BRO	0	0	0	0	1	1	0	1	X	-	3	9	0

W - Erskine L - Raschi A - 35,270

GAME 4 at Ebbets Field, Brooklyn, N.Y., Oct. 3

NYY	0	0	0	0	2	0	0	0	1	-	3	9	0
BRO	3	0	0	1	0	2	1	0	X	-	7	12	0

W - Loes L - Ford A - 36,775

GAME 5 at Ebbets Field, Brooklyn, N.Y., Oct. 4

NYY	1	0	5	0	0	0	3	1	1	-	11	11	1
BRO	0	1	0	0	1	0	0	4	1	-	7	14	1

W - McDonald L - Podres A - 36,775

GAME 6 at Yankee Stadium, Bronx, N.Y., Oct. 5

BRO	0	0	0	0	0	1	0	0	2	-	3	8	3
NYY	2	1	0	0	0	0	0	0	1	-	4	13	0

W - Reynolds L - Labine A - 62,370

1955 WORLD SERIES

Marked the Yankees' first Series loss to the Dodgers after five successive wins (1941, '47, '49, '52, '53)…is the only time the Dodgers triumphed over the Yankees before relocating to Los Angeles in 1958…Brooklyn's Johnny Podres tossed an eight-hit, 2-0, shutout in the Game 7 clincher at Yankee Stadium…with two on and no out in the sixth, Yogi Berra's slicing line drive was famously caught by Brooklyn's Sandy Amoros, who then threw the ball back to the infield to double off Gil McDougald, preventing a potential rally.

New York Yankees (AL) 3
Brooklyn Dodgers (NL) 4

GAME 1 at Yankee Stadium, Bronx, N.Y., Sept. 28

BRO	0	2	1	0	0	0	0	2	0	-	5	10	0
NYY	0	2	1	1	0	2	0	0	X	-	6	9	1

W - Ford L - Newcombe A - 63,869

GAME 2 at Yankee Stadium, Bronx, N.Y., Sept.29

BRO	0	0	0	1	1	0	0	0	0	-	2	5	2
NYY	0	0	0	4	0	0	0	0	X	-	4	8	0

W - Byrne L -Loes A - 64,707

GAME 3 at Ebbets Field, Brooklyn, N.Y., Sept. 30

NYY	0	2	0	0	0	0	1	0	0	-	3	7	0
BRO	2	2	0	2	0	0	2	0	X	-	8	11	1

W - Podres L - Turley A - 34,209

GAME 4 at Ebbets Field, Brooklyn, N.Y., Oct. 1

NYY	1	1	0	1	0	2	0	0	0	-	5	9	0
BRO	0	0	1	3	3	0	1	0	X	-	8	14	0

W - Labine L - Larsen A - 36,242

GAME 5 at Ebbets Field, Brooklyn, N.Y., Oct. 2

NYY	0	0	0	1	0	0	1	1	0	-	3	6	0
BRO	0	2	1	0	1	0	0	1	X	-	5	9	2

W - Craig L - Grim A - 36,796

GAME 6 at Yankee Stadium, Bronx, N.Y., Oct. 3

BRO	0	0	0	1	0	0	0	0	0	-	1	4	1
NYY	5	0	0	0	0	0	0	0	X	-	5	8	0

W - Ford L - Spooner A - 64,022

GAME 7 at Yankee Stadium, Bronx, N.Y., Oct. 4

BRO	0	0	0	1	0	1	0	0	0	-	2	5	0
NYY	0	0	0	0	0	0	0	0	0	-	0	8	1

W - Podres L - Byrne A - 62,465

1956 WORLD SERIES

The Yankees lost the first two games in Brooklyn, then came back to win in seven…was highlighted by Don Larsen's Game 5 perfect game caught by Yogi Berra, the only no-hitter inWorld Series history…Larsen didn't know he was pitching until he got to the park that day…had lasted only 1.2 innings in his Game 2 start, (4R, 0ER, 1H, 4BB)…Berra led the Yankees with a .360 (9-for-25) batting average, 3HR and a then-record 10 RBI…the Yankees hit 12HR, the second-highest total in Series history (San Francisco 14HR in 2002).

New York Yankees (AL) 4
Brooklyn Dodgers (NL) 3

GAME 1 at Ebbets Field, Brooklyn, N.Y., Oct. 3

NYY	2	0	0	1	0	0	0	0	0	-	3	9	1
BRO	0	2	3	1	0	0	0	0	X	-	6	9	0

W - Maglie L - Ford A - 34,479

GAME 2 at Ebbets Field, Brooklyn, N.Y., Oct. 5

NYY	1	5	0	1	0	0	0	0	1	-	8	12	2
BRO	0	6	1	2	2	0	0	2	X	-	13	12	0

W - Bessent L - Morgan A - 36,217

GAME 3 at Yankee Stadium, Bronx, N.Y., Oct. 6

BRO	0	1	0	0	0	1	1	0	0	-	3	8	1
NYY	0	1	0	0	0	3	0	1	X	-	5	8	1

W - Ford L - Craig A - 73,977

GAME 4 at Yankee Stadium, Bronx, N.Y., Oct. 7

BRO	0	0	0	1	0	0	0	0	1	-	2	6	0
NYY	1	0	0	2	0	1	2	0	X	-	6	7	2

W - Sturdivant L - Erskine A - 69,705

GAME 5 at Yankee Stadium, Bronx, N.Y., Oct. 8

BRO	0	0	0	0	0	0	0	0	0	-	0	0	0
NYY	0	0	0	1	0	1	0	0	X	-	2	5	0

W - Larsen L - Maglie A - 64,519

GAME 6 at Ebbets Field, Brooklyn, N.Y., Oct. 9

NYY	0	0	0	0	0	0	0	0	0	0	-	0	7	0
BRO	0	0	0	0	0	0	0	0	0	1	-	1	4	0

W - Labine L - Turley A - 33,224

GAME 7 at Ebbets Field, Brooklyn, N.Y., Oct. 10

NYY	2	0	2	1	0	0	4	0	0	-	9	10	0
BRO	0	0	0	0	0	0	0	0	0	-	0	3	1

W - Kucks L - Newcombe A - 33,782

1957 WORLD SERIES

The Yankees dropped their second seven-game World Series in three years in their first-ever meeting against Milwaukee…the Braves' Lew Burdette won Games 2, 5 and 7, the latter two on seven-hit shutouts…second baseman Jerry Coleman batted .364 (8-for-22) with 2 doubles and 2RBI in a losing effort.

Milwaukee Braves (NL) 4
New York Yankees (AL) 3

GAME 1 at Yankee Stadium, Bronx, N.Y., Oct. 2

MIL	0	0	0	0	0	0	1	0	0	-	1	5	0
NYY	0	0	0	0	1	2	0	0	X	-	3	9	1

W - Ford L - Spahn A - 69,476

GAME 2 at Yankee Stadium, Bronx, N.Y., Oct. 3

MIL	0	1	1	2	0	0	0	0	0	-	4	8	0
NYY	0	1	1	0	0	0	0	0	0	-	2	7	2

W - Burdette L - Shantz A - 65,202

GAME 3 at County Stadium, Milwaukee, Oct. 5

NYY	3	0	2	2	0	0	5	0	0	-	12	9	0
MIL	0	1	0	0	2	0	0	0	0	-	3	8	1

W - Larsen L - Buhl A - 45,804

GAME 4 at County Stadium, Milwaukee, Oct. 6

NYY	1	0	0	0	0	0	0	0	3	1	-	5	11	0
MIL	0	0	0	4	0	0	0	0	0	3	-	7	7	0

W - Spahn L - Grim A - 45,804

GAME 5 at County Stadium, Milwaukee, Oct. 7

NYY	0	0	0	0	0	0	0	0	0	-	0	7	0
MIL	0	0	0	0	0	1	0	0	X	-	1	6	1

W - Burdette L - Ford A - 45,811

GAME 6 at Yankee Stadium, Bronx, N.Y., Oct. 9

MIL	0	0	0	0	1	0	1	0	0	-	2	4	0
NYY	0	0	2	0	0	0	1	0	X	-	3	7	0

W - Turley L - Johnson A - 61,408

GAME 7 at Yankee Stadium, Bronx, N.Y., Oct. 10

MIL	0	0	4	0	0	0	0	1	0	-	5	9	1
NYY	0	0	0	0	0	0	0	0	0	-	0	7	3

W - Burdette L - Larsen A - 61,207

1958 WORLD SERIES

The Yankees came back from two-games-to-none and three-games-to-one deficits to win in seven…after getting bombed for 4ER in just 0.1IP in his Game 2 start, Yankees pitcher Bob Turley tossed a five-hit shutout in Game 5 and got the final out in Game 6, after entering the contest with two on and a one-run lead in the 10th…Turley also earned the victory in Game 7 with 6.2 innings (1ER) in relief of Don Larsen…winning the title gave the Yankees a World Series championship over each of the eight modern NL teams (since 1900)…Hank Bauer batted .323 (10-for-31) with 4HR, making him just one of four Yankees in franchise history to hit four-or-more homers in a single Series (also Ruth 4HR in 1926; Gehrig 4HR in 1928; and Reggie Jackson 5HR in 1977)…was held hitless in Game 4, snapping an all-time Major League-best 17-game World Series hitting streak.

New York Yankees (AL) 4
Milwaukee Braves (NL) 3

GAME 1 at County Stadium, Milwaukee, Oct. 1

NYY	0	0	0	1	2	0	0	0	0	0	-	3	8	1
MIL	0	0	0	2	0	0	0	1	0	1	-	4	10	0

W - Spahn L - Duren A - 46,367

GAME 2 at County Stadium, Milwaukee, Oct. 2

NYY	1	0	0	1	0	0	0	0	3	-	5	7	0
MIL	7	1	0	0	0	0	2	3	X	-	13	15	1

W - Burdette L - Turley A - 46,367

GAME 3 at Yankee Stadium, Bronx, N.Y., Oct. 4

MIL	0	0	0	0	0	0	0	0	0	-	0	6	0
NYY	0	0	0	0	2	0	2	0	X	-	4	4	0

W - Larsen L - Rush A - 71,599

GAME 4 at Yankee Stadium, Bronx, N.Y., Oct. 5

MIL	0	0	0	0	0	1	1	1	0	-	3	9	0
NYY	0	0	0	0	0	0	0	0	0	-	0	2	1

W - Spahn L - Ford A - 71,563

GAME 5 at Yankee Stadium, Bronx, N.Y., Oct. 6

MIL	0	0	0	0	0	0	0	0	0	-	0	5	0
NYY	0	0	1	0	0	6	0	0	X	-	7	10	0

W - Turley L - Burdette A - 65,279

GAME 6 at County Stadium, Milwaukee, Oct. 8

NYY	1	0	0	0	0	1	0	0	0	2	-	4	10	1
MIL	1	1	0	0	0	0	0	0	0	1	-	3	10	4

W - Duren L - Spahn A - 46,367

GAME 7 at County Stadium, Milwakee, Oct. 9

NYY	0	2	0	0	0	0	4	0		-	6	8	0
MIL	1	0	0	0	0	1	0	0	0	-	2	5	2

W - Turley L - Burdette A - 46,367

1960 WORLD SERIES

Despite outscoring Pittsburgh, 55-27, and setting still-standing World Series marks for runs scored and team batting average (.338), the Yankees lost the decisive Game 7, 10-9, on Bill Maseroski's ninth-inning "walk-off" homer off Ralph Terry…marked Casey Stengel's final game as Yankees manager…Bobby Richardson batted .367 (11-for-30) and recorded a still-standing record 12RBI, becoming the only player in Baseball history to win the World Series MVP Award on a losing team…Whitey Ford tossed complete game shutouts in Games 3 and 6, allowing just 11H and 2BB in 18.0 Series IP.

New York Yankees (AL) 3
Pittsburgh Pirates (NL) 4

GAME 1 at Forbes Field, Pittsburgh, Oct. 5

NYY	1	0	0	1	0	0	0	0	2	-	4	13	2
PIT	3	0	0	2	0	1	0	0	X	-	6	8	0

W - Law L - Ditmar A - 36,676

GAME 2 at Forbes Field, Pittsburgh, Oct. 6

NYY	0	0	2	1	2	7	3	0	1	-	16	19	1
PIT	0	0	0	1	0	0	0	0	2	-	3	13	1

W - Turley L - Friend A - 37,308

GAME 3 at Yankee Stadium, Bronx, N.Y., Oct. 8

PIT	0	0	0	0	0	0	0	0	0	-	0	4	0
NYY	6	0	0	4	0	0	0	0	X	-	10	16	1

W - Ford L - Mizell A - 70,001

GAME 4 at Yankee Stadium, Bronx, N.Y., Oct. 9

PIT	0	0	0	0	3	0	0	0	0	-	3	7	0
NYY	0	0	0	1	0	0	1	0	0	-	2	8	0

W - Law L - Terry A - 67,812

GAME 5 at Yankee Stadium, Bronx, N.Y., Oct. 10

PIT	0	3	1	0	0	0	0	0	1	-	5	10	2
NYY	0	1	1	0	0	0	0	0	0	-	2	5	2

W - Haddix L - Ditmar A - 62,753

GAME 6 at Forbes Field, Pittsburgh, Oct. 12

NYY	0	1	5	0	0	2	2	2	0	-	12	17	1
PIT	0	0	0	0	0	0	0	0	0	-	0	7	1

W - Ford L - Friend A - 38,580

GAME 7 at Forbes Field, Pittsburgh, Oct. 13

NYY	0	0	0	0	1	4	0	2	2	-	9	13	1
PIT	2	2	0	0	0	0	0	5	1	-	10	11	0

W - Haddix L - Terry A - 36,683

Bobby Richardson [crossing home plate] drove in an all-time record 12 runs in the 1960 Fall Classic, becoming the only player to win World Series MVP honors on a losing team.

1961 WORLD SERIES

With the Series tied 1-1, the Yankees won Game 3 on a game-tying solo homer by Johnny Blanchard in the eighth and Roger Maris' game-winning solo shot in the ninth…outscored Cincinnati 20-5 in the final two games…Manager Ralph Houk became the third Yankees skipper to win the World Series in his first season managing the club…Hector Lopez led the Yankees with 7RBI in just 9AB…Whitey Ford pitched 14.0 scoreless innings, notching wins in Games 1 and 4.

Cincinnati Reds (NL) 1
New York Yankees (AL) 4

GAME 1 at Yankee Stadium, Bronx, N.Y., Oct. 4

CIN	0	0	0	0	0	0	0	0	0	-	0	2	0
NYY	0	0	0	1	0	1	0	0	X	-	2	6	0

W - Ford L - O'Toole A - 62,397

GAME 2 at Yankee Stadium, Bronx, N.Y., Oct. 5

CIN	0	0	0	2	1	1	0	2	0	-	6	9	0
NYY	0	0	0	2	0	0	0	0	0	-	2	4	3

W - Jay L - Terry A - 63,083

GAME 3 at Crosley Field, Cincinnati, Oct. 7

NYY	0	0	0	0	0	0	1	1	1	-	3	6	1
CIN	0	0	1	0	0	0	1	0	0	-	2	8	0

W - Arroyo L - Purkey A - 32,589

GAME 4 at Crosley Field, Cincinnati, Oct. 8

NYY	0	0	0	1	1	2	3	0	0	-	7	11	0
CIN	0	0	0	0	0	0	0	0	0	-	0	5	1

W - Ford L - O'Toole A - 32,589

GAME 5 at Crosley Field, Cincinnati, Oct. 9

NYY	5	1	0	5	0	2	0	0	0	-	13	15	1
CIN	0	0	3	0	2	0	0	0	0	-	5	11	3

W - Daley L - Jay A - 32,589

1962 WORLD SERIES

The Yankees clinched a tight seven-game Series on a 1-0, four-hit, Game 7 shutout from Ralph Terry…scored their only run on Tony Kubek's fifth-inning double-play ground out…the Giants' Willie McCovey lined out to second baseman Bobby Richardson for the final out of the Series…Terry allowed just 17H and 5ER in 25.0 Series IP, taking home the MVP Award…the teams combined for just 41 total runs in a Series that stretched over 13 days due to rainouts.

New York Yankees (AL) 4
San Francisco Giants (NL) 3

GAME 1 at Candlestick Park, San Francisco, Oct. 4

NYY	2	0	0	0	0	0	1	2	1	-	6	11	0
SF	0	1	1	0	0	0	0	0	0	-	2	10	0

W - Ford L - O'Dell A - 43,852

GAME 2 at Candlestick Park, San Francisco, Oct. 5

NYY	0	0	0	0	0	0	0	0	0	-	0	3	1
SF	1	0	0	0	0	0	1	0	X	-	2	6	0

W - Sanford L - Terry A - 43,910

GAME 3 at Yankee Stadium, Bronx, N.Y., Oct. 7

SF	0	0	0	0	0	0	0	0	2	-	2	4	3
NYY	0	0	0	0	0	0	3	0	X	-	3	5	1

W - Stafford L - Pierce A - 71,434

GAME 4 at Yankee Stadium, Bronx, N.Y., Oct. 8

SF	0	2	0	0	0	0	4	0	1	-	7	9	1
NYY	0	0	0	0	0	2	0	0	1	-	3	9	1

W - Larsen L - Coates A - 66,607

GAME 5 at Yankee Stadium, Bronx, N.Y., Oct. 10

SF	0	0	1	0	1	0	0	0	1	-	3	8	2
NYY	0	0	0	1	0	1	0	3	X	-	5	6	0

W - Terry L - Sanford A - 63,165

GAME 6 at Candlestick Park, San Francisco, Oct. 15

NYY	0	0	0	0	1	0	0	1	0	-	2	3	2
SF	0	0	0	3	2	0	0	0	X	-	5	10	1

W - Pierce L - Ford A - 43,948

GAME 7 at Candlestick Park, San Francisco, Oct. 16

NYY	0	0	0	0	1	0	0	0	0	-	1	7	0
SF	0	0	0	0	0	0	0	0	0	-	0	4	1

W - Terry L - Sanford A - 43,948

1963 WORLD SERIES

The Yankees were swept despite allowing just 12 overall runs, marking just one of two four-game Series exits in franchise history (also 1976 vs. Cincinnati)…scored just four runs and batted .171 over the four games, marking the third and four-lowest all-time totals, respectively, by any team in a World Series.

Los Angeles Dodgers (NL) 4
New York Yankees (AL) 0

GAME 1 at Yankee Stadium, Bronx, N.Y., Oct. 2

LAD	0	4	1	0	0	0	0	0	0	-	5	9	0
NYY	0	0	0	0	0	0	0	2	0	-	2	6	0

W - Koufax L - Ford A - 69,000

GAME 2 at Yankee Stadium, Bronx, N.Y., Oct. 3

LAD	2	0	0	1	0	0	0	1	0	-	4	10	1
NYY	0	0	0	0	0	0	0	0	1	-	1	7	0

W - Podres L - Downing A - 66,455

GAME 3 at Dodger Stadium, Los Angeles, Oct. 5

NYY	0	0	0	0	0	0	0	0	0	-	0	3	0
LAD	1	0	0	0	0	0	0	0	x	-	1	4	1

W - Drysdale L - Bouton A - 55,912

GAME 4 at Dodger Stadium, Los Angeles, Oct. 6

NYY	0	0	0	0	0	0	1	0	0	-	1	6	1
LAD	0	0	0	0	1	0	1	0	X	-	2	2	1

W - Koufax L - Ford A - 55,912

1964 WORLD SERIES

The Yankees' seven-game loss marked Mickey Mantle's final World Series…batted .333 (8-for-24) with 3HR, giving him a record 18 World Series HR for his career…Jim Bouton won both of his starts, allowing just 3ER in 17.1IP…Bobby Richardson batted .406 (13-for-32), setting an all-time record for hits in a Series (since tied by Lou Brock in 1968 and Marty Barrett in 1986).

New York Yankees (AL) 3
St. Louis Cardinals (NL) 4

GAME 1 at Busch Stadium, St. Louis, Oct. 7

NYY	0	3	0	0	1	0	0	1	0	-	5	12	2
STL	1	1	0	0	0	4	0	3	X	-	9	12	0

W - Sadecki L - Ford A - 30,805

GAME 2 at Busch Stadium, St. Louis, Oct. 8

NYY	0	0	0	1	0	1	2	0	4	-	8	12	0
STL	0	0	1	0	0	0	0	1	1	-	3	7	0

W - Stottlemyre L - Gibson A - 30,805

GAME 3 at Yankee Stadium, Bronx, N.Y., Oct. 10

STL.	0	0	0	0	1	0	0	0	0	-	1	6	0
NYY	0	1	0	0	0	0	0	0	1	-	2	5	2

W - Bouton L - Schultz A - 67,101

GAME 4 at Yankee Stadium, Bronx, N.Y., Oct. 11

STL	0	0	0	0	0	4	0	0	0	-	4	6	1
NYY	3	0	0	0	0	0	0	0	0	-	3	6	1

W - Craig L - Downing A - 66,312

GAME 5 at Yankee Stadium, Bronx, N.Y., Oct. 12

STL	0	0	0	0	2	0	0	0	0	3	-	5	10	1
NYY	0	0	0	0	0	0	0	0	2	0	-	2	6	2

W - Gibson L - Mikkelsen A - 65,633

GAME 6 at Busch Stadium, St. Louis, Oct. 14

NYY	0	0	0	0	1	2	0	5	0	-	8	10	0
STL	1	0	0	0	0	0	0	1	1	-	3	10	1

W - Bouton L - Simmons A - 30,805

GAME 7 at Busch Stadium, St. Louis, Oct. 15

NYY	0	0	0	0	0	3	0	0	2	-	5	9	2
STL	0	0	0	3	3	0	1	0	X	-	7	10	1

W - Gibson L - Stottlemyre A - 30,346

1976 CHAMPIONSHIP SERIES

Chris Chambliss batted .524 (11-for-21) with 2HR and 8RBI, including the Series-winning "walk-off" home run off the Royals' Mark Littell in Game 5.

Kansas City Royals (AL) 2
New York Yankees (AL) 3

GAME 1 at Royals Stadium, Kansas City, Mo., Oct. 9

NYY	2	0	0	0	0	0	0	0	2	-	4	12	0
KC	0	0	0	0	0	0	0	1	0	-	1	5	2

W - Hunter L - Gura S - (none) A - 41,077

GAME 2 at Royals Stadium, Kansas City, Mo., Oct. 10

NYY	0	1	2	0	0	0	0	0	0	-	3	12	5
KC	2	0	0	0	0	2	0	3	X	-	7	9	0

W - Splittorff L - Figueroa S - (none) A - 41,091

GAME 3 at Yankee Stadium, Bronx, N.Y., Oct. 12

KC	3	0	0	0	0	0	0	0	0	-	3	6	0
NYY	0	0	0	2	0	3	0	0	X	-	5	9	0

W - Ellis L - Hassler S - Lyle A - 56,808

GAME 4 at Yankee Stadium, Bronx, N.Y., Oct. 13

KC	0	3	0	2	0	1	0	1	0	-	7	9	1
NYY	0	2	0	0	0	0	1	0	1	-	4	11	0

W - Bird L - Hunter S - Mingori A - 56,355

GAME 5 at Yankee Stadium, Bronx, N.Y., Oct. 14

KC	2	1	0	0	0	0	3	0		-	6	11	1
NYY	2	0	2	0	0	2	0	0	1	-	7	11	1

W - Tidrow L - Littell S - (none) A - 56,821

1976 WORLD SERIES

Marked the Yankees' first World Series appearance after a 11-year drought…was the first Series appearance under the majority ownership of George M. Steinbrenner…also was the club's first Series following the 1974-75 remodeling of the original Yankee Stadium…was the second and last time the Yankees have been swept in a Series…Thurman Munson led the Yankees, batting .529 (9-for-17) with 2R and 2RBI.

New York Yankees (AL) 0
Cincinnati Reds (NL) 4

GAME 1 at Riverfront Stadium, Cincinnati, Oct. 16

NYY	0	1	0	0	0	0	0	0	0	-	1	5	1
CIN	1	0	1	0	0	1	2	0	X	-	5	10	1

W - Gullett L - Alexander S - (none) A - 54,826

GAME 2 at Riverfront Stadium, Cincinnati, Oct. 17

NYY	0	0	0	1	0	0	2	0	0	-	3	9	1
CIN	0	3	0	0	0	0	0	0	1	-	4	10	0

W - Billingham L - Hunter S - (none) A - 54,816

GAME 3 at Yankee Stadium, Bronx, N.Y., Oct. 19

CIN	0	3	0	1	0	0	0	2	0	-	6	13	2
NYY	0	0	0	1	0	0	1	0	0	-	2	8	0

W - Zachary L - Ellis S - McEnaney A - 56,667

GAME 4 at Yankee Stadium, Bronx, N.Y., Oct. 21

CIN	0	0	0	3	0	0	0	0	4	-	7	9	2
NYY	1	0	0	0	1	0	0	0	0	-	2	8	0

W - Nolan L - Figueroa S - McEnaney A - 56,700

1977 CHAMPIONSHIP SERIES

Sparky Lyle appeared in four of the five games and recorded wins in relief in Game 4 (5.1IP, 2H, 0R, 0BB, 1K) and Game 5 (1.1IP, 1H, 0R, 1K)…the Yankees scored 1R in the eighth and 3R in the ninth to win the Game 5 clincher, 5-3.

New York Yankees (AL) 3
Kansas City Royals (AL) 2

GAME 1 at Yankee Stadium, Bronx, N.Y., Oct. 5

KC	2	2	2	0	0	0	1	0	-	7	9	0
NYY	0	0	2	0	0	0	0	0	-	2	9	0

W - Splittorff L - Gullett S - (none) A - 54,930

GAME 2 at Yankee Stadium, Bronx, N.Y., Oct. 6

KC	0	0	1	0	0	1	0	0	0	- 2	3	1
NYY	0	0	0	0	2	3	0	1	X	- 6	10	1

W - Guidry L - Hassler S - (none) A - 56,230

GAME 3 at Royals Stadium, Kansas City, Mo., Oct. 7

NYY	0	0	0	0	1	0	0	0	1	- 2	4	1
KC	0	1	1	0	1	2	1	0	X	- 6	12	1

W - Leonard L - Torrez S - (none) A - 41,285

GAME 4 at Royals Stadium, Kansas City, Mo., Oct. 8

NYY	1	2	1	1	0	0	0	0	1	- 6	13	0
KC	0	0	2	2	0	0	0	0	0	- 4	8	2

W - Lyle L - Gura S - (none) A - 41,135

GAME 5 at Royals Stadium, Kansas City, Mo., Oct. 9

NYY	0	0	1	0	0	0	0	1	3	- 5	10	0
KC	2	0	1	0	0	0	0	0	0	- 3	10	1

W - Lyle L - Leonard S - (none) A - 41,133

1977 WORLD SERIES

The Yankees snapped a 14-season championship drought, defeating the Dodgers in six games…in the Game 6 clincher, Reggie Jackson joined Babe Ruth (twice) as the only players to hit 3HR in a single World Series game…batted .450 (9-for-20) with 10R (tied for most all-time), 5HR (tied for most all-time) and 8RBI, taking home the Series MVP…Mike Torrez won both of his starts, tossing complete-game wins in Games 3 and 6.

Los Angeles Dodgers (NL) 2
New York Yankees (AL) 4

GAME 1 at Yankee Stadium, Bronx, N.Y., Oct. 11

LAD	2	0	0	0	0	0	0	0	1	0	0	0	- 3 6 0
NYY	1	0	0	0	0	1	0	1	0	0	0	1	- 4 11 0

W - Lyle L - Rhoden S - (none) A - 56,668

GAME 2 at Yankee Stadium, Bronx, N.Y., Oct. 12

LAD	2	1	2	0	0	0	0	0	1	- 6	9	0
NYY	0	0	0	1	0	0	0	0	0	- 1	5	0

W - Hooton L - Hunter S - (none) A - 56,691

GAME 3 at Dodger Stadium, Los Angeles, Oct. 14

NYY	3	0	0	1	1	0	0	0	0	- 5	10	0
LAD	0	0	3	0	0	0	0	0	0	- 3	7	1

W - Torrez L - John S - (none) A - 55,992

GAME 4 at Dodger Stadium, Los Angeles, Oct. 15

NYY	0	3	0	0	0	1	0	0	0	- 4	7	0
LAD	0	0	2	0	0	0	0	0	0	- 2	4	0

W - Guidry L - Rau S - (none) A - 55,995

GAME 5 at Dodger Stadium, Los Angeles, Oct. 16

NYY	0	0	0	0	0	0	2	2	0	- 4	9	2
LAD	1	0	0	4	3	2	0	0	X	- 10	13	0

W - Sutton L - Gullett S - (none) A - 55,955

GAME 6 at Yankee Stadium, Bronx, N.Y., Oct. 18

LAD	2	0	1	0	0	0	0	0	1	- 4	9	0
NYY	0	2	0	3	2	0	0	1	X	- 8	8	1

W - Torrez L - Hooton S - (none) A - 56,407

1978 CHAMPIONSHIP SERIES

Reggie Jackson led the Yankees in batting .462 (6-for-13), HR (2) and RBI (6)…Ron Guidry (8.0IP, 1ER) and Goose Gossage (1.0IP, 0ER) pitched the Yankees to a Game 4 win.

Kansas City Royals (AL) 1
New York Yankees (AL) 3

GAME 1 at Royals Stadium, Kansas City, Mo., Oct. 3

NYY	0	1	1	0	2	0	0	3	0	- 7	16	0
KC	0	0	0	0	0	1	0	0	0	- 1	2	2

W - Beattie L - Leonard S - Clay A - 41,143

GAME 2 at Royals Stadium, Kansas City, Mo., Oct. 4

NYY	0	0	0	0	0	0	2	2	0	- 4	12	1
KC	1	4	0	0	0	0	3	2	X	- 10	16	1

W - Gura L - Figueroa S - (none) A - 41,158

GAME 3 at Yankee Stadium, Bronx, N.Y., Oct. 6

KC	1	0	1	0	1	0	0	2	0	- 5	10	1
NYY	0	1	0	2	0	1	0	2	X	- 6	10	0

W - Gossage L - Bird S - (none) A - 55,535

GAME 4 at Yankee Stadium, Bronx, N.Y., Oct. 7

KC	1	0	0	0	0	0	0	0	0	- 1	7	0
NYY	0	1	0	0	0	1	0	0	X	- 2	4	0

W - Guidry L - Leonard S - Gossage A - 56,356

1978 WORLD SERIES

The Yankees defeated the Dodgers for the second consecutive year, 4-games-to-2…Series cemented Graig Nettles' reputation for defensive excellence…Bucky Dent won the MVP, batting .417 (10-for-24) with 7RBI…second baseman Brian Doyle, filling in for the injured Willie Randolph, batted .438 (7-for-16) with 4R…Catfish Hunter allowed just 2ER in 7.0IP in recording the win in the Game 6 clincher at Los Angeles.

New York Yankees (AL) 4
Los Angeles Dodgers (NL) 2

GAME 1 at Dodger Stadium, Los Angeles, Oct. 10

NYY	0	0	0	0	0	0	3	2	0	- 5	9	1
LAD	0	3	0	3	1	0	3	1	X	- 11	15	2

W - John L - Figueroa S - (none) A - 55,997

GAME 2 at Dodger Stadium, Los Angeles, Oct. 11

NYY	0	0	2	0	0	0	1	0	0	- 3	11	0
LAD	0	0	0	1	0	3	0	0	X	- 4	7	0

W - Hooton L - Hunter S - Welch A - 55,982

GAME 3 at Yankee Stadium, Bronx, N.Y., Oct. 13

LAD	0	0	1	0	0	0	0	0	0	- 1	8	0
NYY	1	1	0	0	0	0	3	0	X	- 5	10	1

W - Guidry L - Sutton S - (none) A -56,447

GAME 4 at Yankee Stadium, Bronx, N.Y., Oct. 14

LAD	0	0	0	0	3	0	0	0	0	- 3	6	1
NYY	0	0	0	0	0	2	0	1	0 1	- 4	9	0

W - Gossage L - Welch S - (none) A - 56,445

GAME 5 at Yankee Stadium, Bronx, N.Y., Oct. 15

LAD	1	0	1	0	0	0	0	0	0	- 2	9	3
NYY	0	0	4	3	0	0	4	1	X	- 12	18	0

W - Beattie L - Hooton S - (none) A - 56,448

GAME 6 at Dodger Stadium, Los Angeles, Oct. 17

NYY	0	3	0	0	0	2	2	0	0	- 7	11	0
LAD	1	0	1	0	0	0	0	0	0	- 2	7	1

W - Hunter L - Sutton S - (none) A - 55,985

1980 CHAMPIONSHIP SERIES

The Yankees scored just two runs in each game, marking the only time in franchise history the Yankees have been swept in the ALCS or ALDS.

Kansas City Royals (AL) 3
New York Yankees (AL) 0

GAME 1 at Royals Stadium, Kansas City, Mo., Oct. 8
NYY 0 2 0 0 0 0 0 0 0 - 2 10 1
KC 0 2 2 0 0 0 1 2 X - 7 10 0
W - Gura L - Guidry S - (none) A - 42,598

GAME 2 at Royals Stadium, Kansas City, Mo., Oct. 9
NYY 0 0 0 0 2 0 0 0 0 - 2 8 0
KC 0 0 3 0 0 0 0 0 X - 3 6 0
W - Leonard L - May S - Quisenberry A - 42,633

GAME 3 at Yankee Stadium, Bronx, N.Y., Oct. 10
KC 0 0 0 0 1 0 3 0 0 - 4 12 1
NYY 0 0 0 0 0 2 0 0 0 - 2 8 0
W - Quisenberry L - Gossage S - (none) A - 56,588

1981 DIVISION SERIES

The Yankees almost squandered a two-games-to-none lead…Dave Righetti recorded two wins (one as a starter in Game 2 and one as a reliever in Game 5)…Oscar Gamble went 6-for-10 with 2HR and 4RBI in the series.

Milwaukee Brewers (AL) 2
New York Yankees (AL) 3

GAME 1 at County Stadium, Milwaukee, Oct. 7
NYY 0 0 0 4 0 0 0 0 1 - 5 13 1
MIL 0 1 1 0 1 0 0 0 0 - 3 8 3
W - Davis L - Haas S - Gossage A - 35,064

GAME 2 at County Stadium, Milwaukee, Oct. 8
NYY 0 0 0 1 0 0 0 0 2 - 3 7 0
MIL 0 0 0 0 0 0 0 0 0 - 0 7 0
W - Righetti L - Caldwell S - Gossage A - 26,395

GAME 3 at Yankee Stadium, Bronx, N.Y., Oct. 9
MIL 0 0 0 0 0 0 3 2 0 - 5 9 0
NYY 0 0 0 1 0 0 2 0 0 - 3 8 2
W - Fingers L - John S - (none) A - 54,171

GAME 4 at Yankee Stadium, Bronx, N.Y., Oct. 10
MIL 0 0 0 2 0 0 0 0 0 - 2 4 2
NYY 0 0 0 0 0 1 0 0 0 - 1 5 0
W - Vuckovich L - Reuschel S - Fingers A - 52,077

GAME 5 at Yankee Stadium, Bronx, N.Y., Oct. 11
MIL 0 1 1 0 0 0 1 0 0 - 3 8 0
NYY 0 0 0 4 0 0 1 2 X - 7 13 0
W - Righetti L - Haas S - Gossage A - 47,505

1981 CHAMPIONSHIP SERIES

The Yankees outscored Oakland, 20-4, in their only ALCS sweep in franchise history…Graig Nettles drove in three runs in each game, batting .500 (6-for-12) with 1HR.

New York Yankees (AL) 3
Oakland Athletics (AL) 0

GAME 1 at Yankee Stadium, Bronx, N.Y., Oct. 13
OAK 0 0 0 0 1 0 0 0 0 - 1 6 1
NYY 3 0 0 0 0 0 0 0 X - 3 7 1
W - John L - Norris S - Gossage A - 55,740

GAME 2 at Yankee Stadium, Bronx, N.Y., Oct. 14
OAK 0 0 1 2 0 0 0 0 0 - 3 11 1
NYY 1 0 0 7 0 1 4 0 X - 13 19 0
W - Frazier L - McCatty S - (none) A - 48,497

GAME 3 at Oakland-Alameda County Coliseum, Oak, Oct. 15
NYY 0 0 0 0 0 1 0 0 3 - 4 10 0
OAK 0 0 0 0 0 0 0 0 0 - 0 5 2
W - Righetti L - Keough S - (none) A - 47,302

1981 WORLD SERIES

After winning the first two games of the Series, the Yankees dropped the next four, falling to 8-3 in their World Series appearances vs. the Dodgers…pitcher George Frazier became the first pitcher to lose three games in a best-of-seven World Series…future general manager Bob Watson led the club with 7RBI.

Los Angeles Dodgers (NL) 4
New York Yankees (AL) 2

GAME 1 at Yankee Stadium, Bronx, N.Y., Oct. 20
LAD 0 0 0 0 1 0 0 2 0 - 3 5 0
NYY 3 0 1 1 0 0 0 0 X - 5 6 0
W - Guidry L - Reuss S - Gossage A - 56,470

GAME 2 at Yankee Stadium, Bronx, N.Y., Oct. 21
LAD 0 0 0 0 0 0 0 0 0 - 0 4 2
NYY 0 0 0 0 1 0 0 2 X - 3 6 1
W - John L - Hooton S - Gossage A - 56,505

GAME 3 at Dodger Stadium, Los Angeles, Oct. 23
NYY 0 2 2 0 0 0 0 0 0 - 4 9 0
LAD 3 0 0 0 2 0 0 0 X - 5 11 1
W -Valenzuela L - Frazier S - (none) A - 56,236

GAME 4 at Dodger Stadium, Los Angeles, Oct. 24
NYY 2 1 1 0 0 2 0 1 0 - 7 13 1
LAD 0 0 2 0 1 3 2 0 X - 8 14 2
W - Howe L - Frazier S - (none) A - 56,242

GAME 5 at Dodger Stadium, Los Angeles, Oct. 25
NYY 0 1 0 0 0 0 0 0 0 - 1 5 0
LAD 0 0 0 0 0 0 2 0 X - 2 4 3
W - Reuss L - Guidry S - (none) A - 56,115

GAME 6 at Yankee Stadium, Bronx, N.Y., Oct. 28
LAD 0 0 0 1 3 4 0 1 0 - 9 13 1
NYY 0 0 1 0 0 1 0 0 0 - 2 7 2
W - Hooton L - Frazier S - Howe A - 56,513

1995 DIVISION SERIES

The Yankees snapped a 13-year playoff drought…Don Mattingly batted .417 (10-for-24) with 1HR and 6RBI in his only career postseason series…won the first two games at home before dropping three straight in Seattle…won Game 2, 7-5, on Jim Leyritz's 15th-inning "walk-off" homer in the longest postseason game in franchise history…after throwing 135 pitches in a Game 1 win, David Cone threw 147 pitches in a Game 5 no-decision.

New York Yankees (AL) 2
Seattle Mariners (AL) 3

GAME 1 at Yankee Stadium, Bronx, N.Y., Oct. 3
SEA 0 0 0 1 0 1 2 0 2 - 6 9 0
NYY 0 0 2 0 0 2 4 1 X - 9 13 0
W - Cone L - Nelson S - (none) A - 57,178

GAME 2 at Yankee Stadium, Bronx, N.Y., Oct. 4
SEA 0 0 1 0 0 1 2 0 0 0 0 1 0 0 0 - 5 16 2
NYY 0 0 0 0 1 2 1 0 0 0 0 1 0 0 2 - 7 11 0
W - Rivera L - Belcher S - (none) A - 57,126

GAME 3 at Kingdome, Seattle, Oct. 6
NYY 0 0 0 1 0 0 1 2 0 - 4 6 2
SEA 0 0 0 0 2 4 1 0 X - 7 7 0
W - Johnson L - McDowell S - Charlton A - 57,944

GAME 4 at Kingdome, Seattle, Oct. 7
NYY 3 0 2 0 0 0 0 1 2 - 8 14 1
SEA 0 0 4 0 1 1 0 5 X - 11 16 0
W - Chartlon L - Wetteland S - Risley A - 57,180

GAME 5 at Kingdome, Seattle, Oct. 8
NYY 0 0 0 2 0 2 0 0 0 0 1 - 5 6 0
SEA 0 0 1 1 0 0 0 2 0 0 2 - 6 15 0
W - Johnson L - McDowell S - (none) A - 57,411

1996 DIVISION SERIES

The Yankees bullpen recorded wins in Games 2, 3 and 4, allowing just 1ER in 19.2IP over the series.

Texas Rangers (AL) 1
New York Yankees (AL) 3

GAME 1 at Yankee Stadium, Bronx, N.Y., Oct. 1

TEX	0	0	0	5	0	1	0	0	0	- 6	8	0
NYY	1	0	0	1	0	0	0	0	0	- 2	10	0

W - Burkett L - Cone S - (none) A - 57,205

GAME 2 at Yankee Stadium, Bronx, N.Y., Oct. 2

TEX	0	1	3	0	0	0	0	0	0	0	0	0	- 4	8	1
NYY	0	1	0	1	0	0	1	1	0	0	0	1	- 5	8	0

W - Boehringer L - Stanton S - (none) A- 57,156

GAME 3 at The Ballpark in Arlington, Texas, Oct. 4

NYY	1	0	0	0	0	0	0	0	2	- 3	7	1
TEX	0	0	0	1	1	0	0	0	0	- 2	6	1

W - Nelson L - Oliver S - Wetteland A - 50,860

GAME 4 at The Ballpark in Arlington, Texas, Oct. 5

NYY	0	0	0	3	1	0	1	0	1	- 6	12	1
TEX	0	2	2	0	0	0	0	0	0	- 4	9	0

W - Weathers L - Pavlik S - Wetteland A - 50,066

1996 CHAMPIONSHIP SERIES

Down, 4-3, going into the bottom of the eighth inning of Game 1, the Yankees tied the score on Derek Jeter's disputed home run to right field…Bernie Williams (9-for-19) batted .474 with 6R, 2HR and 6RBI, earning ALCS MVP honors.

Baltimore Orioles (AL) 1
New York Yankees (AL) 4

GAME 1 at Yankee Stadium, Bronx, N.Y., Oct. 9

BAL	0	1	1	1	0	1	0	0	0	0	0	- 4	11	1
NYY	1	1	0	0	0	0	1	1	0	0	1	- 5	11	0

W - Rivera L - Myers S - (none) A - 56,495

GAME 2 at Yankee Stadium, Bronx, N.Y., Oct. 10

BAL	0	0	2	0	0	0	2	1	0	- 5	10	0
NYY	2	0	0	0	0	0	1	0	0	- 3	11	1

W - Wells L - Nelson S - Benitez A - 56,432

GAME 3 at Camden Yards, Baltimore, Oct. 11

NYY	0	0	0	1	0	0	0	4	0	- 5	8	0
BAL	2	0	0	0	0	0	0	0	0	- 2	3	2

W - Key L - Mussina S - Wetteland A - 48,635

GAME 4 at Camden Yards, Baltimore, Oct. 12

NYY	2	1	0	2	0	0	0	3	0	- 8	9	0
BAL	1	0	1	2	0	0	0	0	0	- 4	11	0

W - Weathers L - Coppinger S - (none) A - 48,974

GAME 5 at Camden Yards, Baltimore, Oct. 13

NYY	0	0	6	0	0	0	0	0	0	- 6	11	0
BAL	0	0	0	0	0	1	0	1	2	- 4	4	1

W - Pettitte L - Erickson S - (none) A - 48,718



Third baseman Charlie Hayes catches the final out of the 1996 World Series.

1996 WORLD SERIES

The Yankees snapped a 17-year World Championship drought, coming back from a two-games-to-none deficit…Manager Joe Torre won in his first year at the helm…club came back from a 6-0 deficit in Game 4, with Jim Leyritz knotting the score at 6-6 with a three-run, eighth inning homer…Andy Pettitte outdueled John Smoltz, 1-0, in Game 5…Jimmy Key defeated Greg Maddux in the Game 6 clincher…John Wetteland saved each of the Yankees' victories, earning MVP honors.

Atlanta Braves (NL) 2
New York Yankees (AL) 4

GAME 1 at Yankee Stadium, Bronx, N.Y., Oct. 20

ATL	0	2	6	0	1	3	0	0	0	- 12	13	0
NYY	0	0	0	0	1	0	0	0	0	- 1	4	1

W - Smoltz L - Pettitte S - (none) A - 56,365

GAME 2 at Yankee Stadium, Bronx, N.Y., Oct. 21

ATL	1	0	1	0	1	1	0	0	0	- 4	10	0
NYY	0	0	0	0	0	0	0	0	0	- 0	7	1

W - Maddux L - Key S - (none) A - 56,340

GAME 3 at Fulton County Stadium, Atlanta, Oct. 22

NYY	1	0	0	1	0	0	0	3	0	- 5	8	1
ATL	0	0	0	0	0	1	0	1	0	- 2	6	1

W - Cone L - Glavine S - Wetteland A -51,843

GAME 4 at Fulton County Stadium, Atlanta, Oct. 23

NYY	0	0	0	0	0	3	0	3	0	2		- 8	12	0
ATL	0	4	1	0	1	0	0	0	0	0		- 6	9	2

W - Lloyd L - Avery S - Wetteland A - 51,881

GAME 5 at Fulton County Stadium, Atlanta, Oct. 24

NYY	0	0	0	1	0	0	0	0	0	- 1	4	1
ATL	0	0	0	0	0	0	0	0	0	- 0	5	1

W - Pettitte L -Smoltz S - Wetteland A - 51,881

GAME 6 at Yankee Stadium, Bronx, N.Y., Oct. 26

ATL	0	0	0	1	0	0	0	0	1	- 2	8	0
NYY	0	0	3	0	0	0	0	0	X	- 3	8	1

W - Key L - Maddux S - Wetteland A - 56,375

1997 DIVISION SERIES

The Yankees' Game 1 win featured the first-ever back-to-back-to-back postseason homers (Tim Raines, Derek Jeter and Paul O'Neill)…O'Neill finished the series with a .421 batting average (8-for-19), 2HR and 7RBI, including a grand slam in Game 3…Mariano Rivera suffered a blown save in Game 4, on Sandy Alomar, Jr.'s eighth-inning solo home run…would not allow another run in his next 23 postseason appearances, spanning 33.1IP.

New York Yankees (AL) 2
Cleveland Indians (AL) 3

GAME 1 at Yankee Stadium, Bronx, N.Y., Sept. 30

CLE	5	0	0	1	0	0	0	0	0	- 6	11	0
NYY	0	1	0	1	1	5	0	0	X	- 8	11	0

W - Mendoza L - Plunk S - Rivera A - 57,398

GAME 2 at Yankee Stadium, Bronx, N.Y., Oct. 2

CLE	0	0	0	5	2	0	0	0	0	- 7	11	1
NYY	3	0	0	0	0	0	0	1	1	- 5	7	2

W - Wright L - Pettitte S - (none) A - 57,360

GAME 3 at Jacobs Field, Cleveland, Oct. 4

NYY	1	0	1	4	0	0	0	0	0	- 6	4	1
CLE	0	1	0	0	0	0	0	0	0	- 1	5	1

W - Wells L - Nagy S - (none) A - 45,274

GAME 4 at Jacobs Field, Cleveland, Oct. 5

NYY	2	0	0	0	0	0	0	0	0	- 2	9	1
CLE	0	1	0	0	0	0	0	1	1	- 3	9	0

W - Jackson L - Mendoza S - (none) A - 45,231

GAME 5 at Jacobs Field, Cleveland, Oct. 6

NYY	0	0	0	0	2	1	0	0	0	- 3	12	0
CLE	0	0	3	1	0	0	0	0	X	- 4	7	2

W - Wright L - Pettitte S - Mesa A - 45,203

1998 DIVISION SERIES

The Yankees outscored Texas, 9-1, in the series, behind wins from David Wells, Andy Pettitte and David Cone…outfielder Shane Spencer had 4RBI in the series, including a three-run homer in Game 3.

New York Yankees (AL) 3
Texas Rangers (AL) 0

GAME 1 at Yankee Stadium, Bronx, N.Y., Sept. 29

TEX	0 0 0	0 0 0	0 0 0	- 0	5	0
NYY	0 2 0	0 0 0	0 0 X	- 2	6	0

W - Wells L - Stottlemyre S - Rivera A - 57,362

GAME 2 at Yankee Stadium, Bronx, N.Y., Sept. 30

TEX	0 0 0	0 1 0	0 0 0	- 1	5	0
NYY	0 1 0	2 0 0	0 0 X	- 3	8	0

W - Pettitte L - Helling S - Rivera A - 57,360

GAME 3 at The Ballpark in Arlington, Texas, Oct. 2

NYY	0 0 0	0 0 4	0 0 0	- 4	9	1
TEX	0 0 0	0 0 0	0 0 0	- 0	3	1

W - Cone L - Sele S - (none) A - 49,950

1998 CHAMPIONSHIP SERIES

The Yankees won the final three games of the series, taking the series in six…their Game 4 win featured 7.0 scoreless IP from starter Orlando Hernandez…David Wells earned series MVP honors with wins in Games 1 and 5.

Cleveland Indians (AL) 2
New York Yankees (AL) 4

GAME 1 at Yankee Stadium, Bronx, N.Y., Oct. 6

CLE	0 0 0	0 0 0	0 0 2	- 2	5	0
NYY	5 0 0	0 0 1	1 0 X	- 7	11	0

W - Wells L - Wright S - (none) A - 57,138

GAME 2 at Yankee Stadium, Bronx, N.Y., Oct. 7

CLE	0 0 0	1 0 0	0 0 0 0 0 3	- 4	8	1
NYY	0 0 0	0 0 0	1 0 0 0 0 0	- 1	7	1

W - Burba L - Nelson S - Jackson A - 57,128

GAME 3 at Jacobs Field, Cleveland, Oct. 9

NYY	1 0 0	0 0 0	0 0 0	- 1	4	0
CLE	0 2 0	0 4 0	0 0 X	- 6	12	0

W - Colon L - Pettitte S - (none) A - 44,904

GAME 4 at Jacobs Field, Cleveland, Oct. 10

NYY	1 0 0	2 0 0	0 0 1	- 4	4	0
CLE	0 0 0	0 0 0	0 0 0	- 0	4	3

W - Hernandez L - Gooden S - (none) A - 44,981

GAME 5 at Jacobs Field, Cleveland, Oct. 11

NYY	3 1 0	1 0 0	0 0 0	- 5	6	0
CLE	2 0 0	0 0 1	0 0 0	- 3	8	0

W - Wells L - Ogea S - Rivera A - 44,966

GAME 6 at Yankee Stadium, Bronx, N.Y., Oct.13

CLE	0 0 0	0 5 0	0 0 0	- 5	8	3
NYY	2 1 3	0 0 3	0 0 X	- 9	11	1

W - Cone L - Nagy S - (none) A - 57,142



Orlando Hernandez recorded the first of nine career post-season wins with the Yankees in Game 4 of the 1998 ALCS vs. Cleveland.

1998 WORLD SERIES

The Yankees swept the Padres to finish with a 125-50 overall record (including the postseason), setting the all-time mark for most wins in a season…trailing, 5-2, in Game 1 at Yankee Stadium, Chuck Knoblauch's three-run HR tied the game and Tino Martinez's grand slam put the Yankees ahead in the seventh…also came back from a 3-0 deficit after six innings in Game 3 with Series MVP Scott Brosius hitting a leadoff HR in the seventh and a three-run HR in the eighth…Mariano Rivera notched three saves, marking his highest total in a single World Series.

San Diego Padres (NL) 0
New York Yankees (AL) 4

GAME 1 at Yankee Stadium, Bronx, N.Y., Oct. 17

SD	0 0 2	0 3 0	0 1 0	- 6	8	1
NYY	0 2 0	0 0 0	7 0 X	- 9	9	1

W - Wells L - Wall S - Rivera A - 56,712

GAME 2 at Yankee Stadium, Bronx, N.Y., Oct. 18

SD	0 0 0	0 1 0	0 2 0	- 3	10	1
NYY	3 3 1	0 2 0	0 0 X	- 9	16	0

W - Hernandez L - Ashby S - (none) A - 56,692

GAME 3 at Qualcomm Stadium, San Diego, Oct. 20

NYY	0 0 0	0 0 0	2 3 0	- 5	9	1
SD	0 0 0	0 0 3	0 1 0	- 4	7	1

W - Mendoza L - Hoffman S - Rivera A - 64,667

GAME 4 at Qualcomm Stadium, San Diego, Oct. 21

NYY	0 0 0	0 0 1	0 2 0	- 3	9	0
SD	0 0 0	0 0 0	0 0 0	- 0	7	0

W - Pettitte L - Brown S - Rivera A - 65,427

Mariano Rivera [L] celebrates with Joe Girardi after the final out of the 1998 World Series.

1999 DIVISION SERIES

The Yankees defeated the Rangers in the ALDS for the third time in three attempts over a four-year stretch…outscored them 14-1 in the series…in Game 1, Orlando Hernandez limited Texas to 2H over 8.0 scoreless IP and Bernie Williams drove in six runs, which ties Bobby Richardson (1960 WS, Game 3) and Hideki Matsui (2009 WS, Game 6) for the most in a single postseason game in franchise history.

Texas Rangers (AL) 0
New York Yankees (AL) 3

GAME 1 at Yankee Stadium, Bronx, N.Y., Oct. 5

TEX	0 0 0	0 0 0	0 0 0	- 0	2	1
NYY	0 1 0	0 2 4	0 1 X	- 8	10	0

W - O. Hernandez L - Sele S - (none) A - 57,099

GAME 2 at Yankee Stadium, Bronx, N.Y., Oct. 7

TEX	0 0 0	1 0 0	0 0 0	- 1	7	0
NYY	0 0 0	0 1 0	1 1 X	- 3	7	2

W - Pettitte L - Helling S - Rivera A - 57,485

GAME 3 at The Ballpark in Arlington, Texas, Oct. 9

NYY	3 0 0	0 0 0	0 0 0	- 3	6	0
TEX	0 0 0	0 0 0	0 0 0	- 0	5	1

W - Clemens L - Loaiza S - (none) A - 50,269

1999 CHAMPIONSHIP SERIES

The Yankees won their first-ever postseason meeting vs. Boston…Bernie Williams won Game 1 with a 10th-inning walk-off home run…the club had a 12-game postseason winning streak snapped in a Game 3 loss…Derek Jeter led the Yankees with a .350 (7-for-20) batting average.

Boston Red Sox (AL) 1
New York Yankees (AL) 4

GAME 1 at Yankee Stadium, Bronx, N.Y., Oct. 13

BOS	2	1	0	0	0	0	0	0	0	- 3	8	3
NYY	0	2	0	0	0	0	1	0	0	1 - 4	10	1

W - Rivera L - Beck S - (none) A - 57,181

GAME 2 at Yankee Stadium, Bronx, N.Y., Oct. 14

BOS	0	0	0	0	2	0	0	0	0	- 2	10	0
NYY	0	0	0	1	0	0	2	0	X	- 3	7	0

W - Cone L - R. Martinez S - Rivera A - 57,180

GAME 3 at Fenway Park, Boston, Oct. 16

NYY	0	0	0	0	0	0	0	1	0	- 1	3	3
BOS	2	2	2	0	2	1	4	0	X	- 13	21	1

W - P. Martinez L - Clemens S - (none) A - 33,190

GAME 4 at Fenway Park, Boston, Oct. 17

NYY	0	1	0	2	0	0	0	0	6	- 9	11	0
BOS	0	1	1	0	0	0	0	0	0	- 2	10	4

W - Pettitte L - Saberhagen S - Rivera A - 33,586

GAME 5 at Fenway Park, Boston, Oct. 18

NYY	2	0	0	0	0	0	2	0	2	- 6	11	1
BOS	0	0	0	0	0	0	0	1	0	- 1	5	2

W - Hernandez L - Mercker S - Mendoza A - 33,589

1999 WORLD SERIES

The Yankees recorded their second straight World Series sweep… Orlando Hernandez allowed just 1R on 1H in 7.0IP (10K) in Game 1…David Cone followed with 7.0 scoreless innings on 1H in Game 2…Chad Curtis hit a 10th-inning walk-off homer in Game 3…the Game 4 win extended the Yankees' World Series winning streak to 12 games.

Atlanta Braves (NL) 0
New York Yankees (AL) 4

GAME 1 at Turner Field, Atlanta, Oct. 23

NYY	0	0	0	0	0	0	4	0		- 4	6	0
ATL	0	0	0	1	0	0	0	0		- 1	2	2

W - Hernandez L - Maddux S - Rivera A - 51,342

GAME 2 at Turner Field, Atlanta, Oct. 24

NYY	3	0	2	1	1	0	0	0	0	- 7	14	1
ATL	0	0	0	0	0	0	0	2		- 2	5	1

W - Cone L - Millwood S - (none) A - 51,226

GAME 3 at Yankee Stadium, Bronx, N.Y., Oct. 26

ATL	1	0	3	1	0	0	0	0	0	- 5	14	1
NYY	1	0	0	0	1	0	1	2	0 1	- 6	9	0

W - Rivera L - Remlinger S - (none) A - 56,794

GAME 4 at Yankee Stadium, Bronx, N.Y., Oct. 27

ATL	0	0	0	0	0	0	0	1	0	- 1	5	0
NYY	0	0	3	0	0	0	0	1	X	- 4	8	0

W - Clemens L - Smoltz S - Rivera A - 56,752

2000 DIVISION SERIES

The Yankees dropped Game 1 of a postseason series for the first time since the 1996 World Series, snapping a winning streak of seven such games…also lost Game 4 at Yankee Stadium, snapping their home postseason winning streak at 10 games…Andy Pettitte and Mariano Rivera shut out the A's, 4-0, in Game 2…the Yankees scored 6R in the first inning of the deciding Game 5 in Oakland to provide the margin of victory in a 7-5 win.

New York Yankees (AL) 3
Oakland Athletics (AL) 2

Game 1 at Network Associates Coliseum, Oak., Oct. 3

NYY	0	2	0	0	0	1	0	0	0	- 3	7	0
OAK	0	0	0	0	3	1	0	1	X	- 5	10	2

W - Heredia L - Clemens S - Isringhausen A - 47,360

Game 2 at Network Associates Coliseum, Oak., Oct. 4

NYY	0	0	0	0	0	3	0	0	1	- 4	8	1
OAK	0	0	0	0	0	0	0	0	0	- 0	6	1

W - Pettitte L - Appier S - Rivera A - 47,860

Game 3 at Yankee Stadium, Bronx, N.Y., Oct. 6

OAK	0	1	0	0	1	0	0	0	0	- 2	4	2
NYY	0	2	0	1	0	0	0	1	X	- 4	6	1

W - Hernandez L - Hudson S - Rivera A - 56,606

Game 4 at Yankee Stadium, Bronx, N.Y., Oct. 7

OAK	3	0	0	0	0	3	0	1	4	- 11	11	0
NYY	0	0	0	0	0	1	0	0	0	- 1	8	0

W - Zito L - Clemens S - (none) A - 56,915

Game 5 at Network Associates Coliseum, Oak., Oct. 8

NYY	6	0	0	1	0	0	0	0	0	- 7	12	0
OAK	0	2	1	2	0	0	0	0	0	- 5	13	0

W - Stanton L - Heredia S - Rivera A - 41,170

2000 CHAMPIONSHIP SERIES

The Yankees scored 19 of their 31 total runs in the series in the seventh-inning-or-later, including three come-from-behind victories…MVP David Justice hit 2HR and had a series-best 8RBI…Bernie Williams hit .435 (10-for-23)…Roger Clemens struck out 15 batters while tossing a 1H, 2BB complete-game shutout in Game 4 at Seattle.

Seattle Mariners (AL) 2
New York Yankees (AL) 4

Game 1 at Yankee Stadium, Bronx, N.Y., Oct. 10

SEA	0	0	0	0	1	1	0	0	0	- 2	5	0
NYY	0	0	0	0	0	0	0	0	0	- 0	6	1

W - Garcia L - Neagle S - Sasaki A - 54,481

Game 2 at Yankee Stadium, Bronx, N.Y., Oct. 11

SEA	0	0	1	0	0	0	0	0	0	- 1	7	2
NYY	0	0	0	0	0	0	0	7	X	- 7	14	0

W - Hernandez L - Rhodes S - (none) A - 55,317

Game 3 at Safeco Field, Seattle, Oct. 13

NYY	0	2	1	0	0	1	0	0	4	- 8	13	0
SEA	1	0	0	0	1	0	0	0	0	- 2	10	1

W - Pettitte L - Sele S - Rivera A - 47,827

Game 4 at Safeco Field, Seattle, Oct. 14

NYY	0	0	0	0	3	0	0	2	0	- 5	5	0
SEA	0	0	0	0	0	0	0	0	0	- 0	1	0

W - Clemens L - Abbott S - (none) A - 47,803

Game 5 at Safeco Field, Seattle, Oct. 15

NYY	0	0	0	2	0	0	0	0	0	- 2	8	0
SEA	1	0	0	0	5	0	0	0	X	- 6	8	0

W - Garcia L - Neagle S - (none) A - 47,802

Game 6 at Yankee Stadium, Bronx, N.Y., Oct. 17

SEA	2	0	0	2	0	0	0	3	0	- 7	10	0
NYY	0	0	0	3	0	0	6	0	X	- 9	11	0

W - HernandezL - Paniagua S - (none)A - 56,598

2000 WORLD SERIES

Marked the first "Subway Series" since the Yankees-Dodgers matchup in 1956…the Yankees were victorious in Games 1 and 5 in their last at-bat, winning on a 12th-inning single from Jose Vizcaino and a ninth-inning Luis Sojo single, respectively…Derek Jeter was named Series MVP, batting .409 (9-for-22) with 6R and 2 solo HR, including one on the first pitch of Game 4.

New York Mets (NL) 1
New York Yankees (AL) 4

Game 1 at Yankee Stadium, Bronx, N.Y., Oct. 21

NYM	0	0	0	0	0	0	3	0	0	0	0	0	- 3	10	0
NYY	0	0	0	0	0	2	0	0	1	0	0	1	- 4	12	0

W - Stanton L - Wendell S - (none) A - 55,913

Game 2 at Yankee Stadium, Bronx, N.Y., Oct. 22

NYM	0	0	0	0	0	0	0	0	5				- 5	7	3
NYY	2	1	0	0	1	0	1	1	X				- 6	12	1

W - Clemens L - Hampton S - (none) A - 56,059

Game 3 at Shea Stadium, Bronx, N.Y., Oct. 24

NYY	0	0	1	1	0	0	0	0	0				- 2	8	0
NYM	0	1	0	0	0	1	0	2	X				- 4	9	0

W - J. Franco L - Hernandez S - Benitez A - 55,299

Game 4 at Shea Stadium, Bronx, N.Y., Oct. 25

NYY	1	1	1	0	0	0	0	0	0				- 3	8	0
NYM	0	0	2	0	0	0	0	0	0				- 2	6	1

W - Nelson L - B. Jones S - Rivera A - 55,290

Game 5 at Shea Stadium, Bronx, N.Y., Oct. 26

NYY	0	1	0	0	0	1	0	0	2				- 4	7	1
NYM	0	2	0	0	0	0	0	0	0				- 2	8	1

W - Stanton L - Leiter S - Rivera A - 55,292

2001 DIVISION SERIES

The postseason began less than a month after the attacks of 9/11…after losing Games 1 and 2, the Yankees won three straight…were held to just two hits in Game 3 at Oakland but won, 1-0, behind Mike Mussina (7.0IP), Mariano Rivera (2.0IP) and Jorge Posada's fifth-inning solo home run…the game also featured Derek Jeter's famous "Flip Play," which nailed Jeremy Giambi at the plate in the seventh.

New York Yankees (AL) 3
Oakland Athletics (AL) 2

Game 1 at Yankee Stadium, Bronx, N.Y., Oct. 10

OAK	1	0	0	1	0	0	1	2	0				- 5	10	1
NYY	0	0	0	0	1	0	0	2	0				- 3	10	1

W - Mulder L - Clemens S - Isringhausen A - 56,697

Game 2 at Yankee Stadium, Bronx, N.Y., Oct. 11

OAK	0	0	0	1	0	0	0	0	1				- 2	9	0
NYY	0	0	0	0	0	0	0	0	0				- 0	7	1

W - Hudson L - Pettitte S - Isringhausen A - 56,684

Game 3 at Network Associates Coliseum, Oak., Oct. 13

NYY	0	0	0	0	1	0	0	0	0				- 1	2	0
OAK	0	0	0	0	0	0	0	0	0				- 0	6	1

W - Mussina L - Zito S - Rivera A - 55,861

Game 4 at Network Associates Coliseum, Oak., Oct. 14

NYY	0	2	2	3	0	0	0	0	2				- 9	11	1
OAK	0	0	2	0	0	0	0	0	0				- 2	11	1

W - Hernandez L - Lidle S - (none) A - 43,681

Game 5 at Yankee Stadium, Bronx, N.Y., Oct. 15

OAK	1	1	0	0	1	0	0	0	0				- 3	7	3
NYY	0	2	1	1	0	1	0	0	X				- 5	10	1

W - Stanton L - Mulder S - Rivera A - 56,642



Derek Jeter [R] makes his famous "Flip Play" relay throw to Jorge Posada in Game 3 of the 2001 ALDS at Oakland.

2001 CHAMPIONSHIP SERIES

The Yankees defeated a Seattle club that won an AL-record 116 games during the regular season…Andy Pettitte was named Series MVP, going 2-0 with a 2.51 ERA…Game 4 ended on Alfonso Soriano's two-run walk-off homer in the ninth…Bernie Williams homered in three consecutive games (Games 3-5).

New York Yankees (AL) 4
Seattle Mariners (AL) 1

Game 1 at Safeco Field, Seattle, Oct. 17

NYY	0	1	0	2	0	0	0	0	1				- 4	9	0
SEA	0	0	0	0	1	0	0	0	1				- 2	4	0

W - Pettitte L - Sele S - Rivera A - 47,644

Game 2 at Safeco Field, Seattle, Oct. 18

NYY	0	3	0	0	0	0	0	0	0				- 3	9	1
SEA	0	0	0	2	0	0	0	0	0				- 2	6	0

W - Mussina L - Garcia S - Rivera A - 47,791

Game 3 at Yankee Stadium, Bronx, N.Y., Oct. 20

SEA	0	0	0	0	2	7	2	1	2				- 14	15	0
NYY	2	0	0	0	0	0	0	1	0				- 3	7	2

W - Moyer L - Hernandez S - (none) A - 56,517

Game 4 at Yankee Stadium, Bronx, N.Y., Oct. 21

SEA	0	0	0	0	0	0	0	1	0				- 1	2	0
NYY	0	0	0	0	0	0	0	1	2				- 3	4	0

W - Rivera L - Sasaki S - (none) A - 56,375

Game 5 at Yankee Stadium, Bronx, N.Y., Oct. 22

SEA	0	0	0	0	0	0	3	0	0				- 3	9	1
NYY	0	0	4	1	0	4	0	3	X				- 12	13	1

W - Pettitte L - Sele S - (none) A - 56,370

2001 WORLD SERIES

All games were won by the home team in one of the most thrilling World Series of all time…President George W. Bush threw out the ceremonial first pitch prior Game 3 at Yankee Stadium…the Yankees came back from two-run deficits with two outs in the ninth vs. Arizona's Byung-Hyun Kim in both Games 4 and 5…Tino Martinez tied Game 4 with a two-run home run and Derek Jeter earned the nickname, "Mr. November," with a solo HR to win it in the 10th…Scott Brosius hit a two-run homer to tie Game 5 before Alfonso Soriano won the game with an RBI-single in the 12th…despite taking a 2-1 lead on a Soriano solo homer in the eighth inning of Game 7, the Yankees lost the Series after Mariano Rivera allowed two runs in the ninth with the winning run scoring on a bloop single by Luis Gonzalez.

New York Yankees (AL) 3
Arizona Diamondbacks (NL) 4

Game 1 at Bank One Ballpark, Phoenix, Ariz., Oct. 27

NYY	1	0	0	0	0	0	0	0	0	-	1	3	2
ARI	1	0	4	4	0	0	0	0	X	-	9	10	0

W - Schilling L - Mussina S - (none) A - 49,646

Game 2 at Bank One Ballpark, Phoenix, Ariz., Oct. 28

NYY	0	0	0	0	0	0	0	0	0	-	0	3	0
ARI	0	1	0	0	0	0	3	0	X	-	4	5	0

W - Johnson L - Pettitte S - (none) A - 49,646

Game 3 at Yankee Stadium, Bronx, N.Y., Oct. 30

ARI	0	0	0	1	0	0	0	0	0	-	1	3	3
NYY	0	1	0	0	0	1	0	0	X	-	2	7	1

W - Clemens L - Anderson S - Rivera A - 55,820

Game 4 at Yankee Stadium, Bronx, N.Y., Oct. 31

ARI	0	0	0	1	0	0	0	2	0	0	-	3	6	0
NYY	0	0	1	0	0	0	0	0	2	1	-	4	7	0

W - Rivera L - Kim S - (none) A - 55,863

Game 5 at Yankee Stadium, Bronx, N.Y., Nov. 1

ARI	0	0	0	0	2	0	0	0	0	0	0	-	2	8	0
NYY	0	0	0	0	0	0	0	0	2	0	0	1	-	3	9	1

W - Hitchcock L - Lopez S - (none) A - 56,018

Game 6 at Bank One Ballpark, Phoenix, Ariz., Nov. 3

NYY	0	0	0	0	0	2	0	0	0	-	2	7	1
ARI	1	3	8	3	0	0	0	0	X	-	15	22	0

W - Johnson L - Pettitte S - (none) A - 49,707

Game 7 at Bank One Ballpark, Phoenix, Ariz., Nov. 4

NYY	0	0	0	0	0	0	1	1	0	-	2	6	3
ARI	0	0	0	0	0	1	0	0	2	-	3	11	0

W - Johnson L - Rivera S - (none) A - 49,589



Tino Martinez sets the stage for an improbable Yankees comeback with a game-tying, two-out, two-run, ninth-inning home run in Game 4 of the 2001 World Series.



Derek Jeter becomes "Mr. November" with his game-winning home run in Game 4 of the 2001 World Series vs. Arizona.



Scott Brosius ties Game 5 of the 2001 World Series with his two-out, ninth-inning HR off Arizona's Byung-Hyun Kim.

2002 DIVISION SERIES

The Yankees had their Division Series winning streak snapped at four, losing their first DS since 1997 vs. Cleveland…Derek Jeter batted .500 (8-for-16) with 2HR and 3RBI.

Anaheim Angels (AL) 3
New York Yankees (AL) 1

Game 1 at Yankee Stadium, Bronx, N.Y., Oct. 1

ANA	0	0	1	0	2	1	0	1	0	-	5	12	0
NYY	1	0	0	2	1	0	0	4	X	-	8	8	1

W - Karsay L - Weber S - Rivera A - 56, 710

Game 2 at Yankee Stadium, Bronx, N.Y., Oct. 2

ANA	1	2	1	0	0	0	0	3	1	-	8	17	1
NYY	0	0	1	2	0	2	0	0	1	-	6	12	1

W - Rodriguez L - Hernandez S - Percival A - 56,695

Game 3 at Edison International Field, Anaheim, Oct. 4

NYY	3	0	3	0	0	0	0	0	0	-	6	6	0
ANA	0	1	2	1	0	1	1	3	X	-	9	12	0

W - Rodriguez L - Stanton S - Percival A - 45,072

Game 4 at Edison International Field, Anaheim, Oct. 5

NYY	0	1	0	0	1	1	1	0	1	-	5	12	2
ANA	0	0	1	0	8	0	0	0	X	-	9	15	1

W - Washburn L - Wells S - (none) A - 45,067

2003 DIVISION SERIES

The Yankees held Minnesota to just six runs in four games, including one run in each of Games 2, 3 and 4…Derek Jeter batted .429 (6-for-14) with 1HR.

Minnesota Twins (AL) 1
New York Yankees (AL) 3

GAME 1 at Yankee Stadium, Bronx, N.Y., Sept. 30

MIN	0	0	1	0	0	2	0	0	0	-	3	8	0
NYY	0	0	0	0	0	0	0	0	1	-	1	9	1

W - Hawkins L - Mussina S - Guardado A - 56, 292

GAME 2 at Yankee Stadium, Bronx, N.Y., Oct. 2

MIN	0	0	0	0	1	0	0	0	0	-	1	4	1
NYY	1	0	0	0	0	0	3	0	X	-	4	8	1

W - Pettitte L - Radke S - Rivera A - 56,479

GAME 3 at Metrodome, Minneapolis, Oct. 4

NYY	0	2	1	0	0	0	0	0	0	-	3	8	1
MIN	0	0	1	0	0	0	0	0	0	-	1	5	0

W - Clemens L - Lohse S - Rivera A - 55,915

GAME 4 at Metrodome, Minneapolis, Oct. 5

NYY	0	0	0	6	0	0	0	1	1	-	8	13	0
MIN	0	0	0	1	0	0	0	0	0	-	1	9	1

W - Wells L - Santana S - (none) A - 55,875

2003 CHAMPIONSHIP SERIES

Defined by the final game, the Series was won on Aaron Boone's first pitch leadoff home run off Tim Wakefield in the bottom of the 11th inning of Game 7…in the contest, the Yankees came back from a 5-2 deficit heading into the bottom of the eighth…Mike Mussina made his first-ever relief appearance, getting a strikeout and double play with two on and no outs in the fourth to keep the Yankees in the game…tossed 3.0 scoreless IP on two days' rest…Jason Giambi hit solo homers in the fifth and seventh…the Yankees scored three runs in the eighth off Pedro Martinez to tie the game, 5-5…Mariano Rivera tossed 3.0 scoreless innings, pitching the ninth, 10th and 11th, to earn the win.

Boston Red Sox (AL) 3
New York Yankees (AL) 4

GAME 1 at Yankee Stadium, Bronx, N.Y., Oct. 8

BOS	0	0	0	2	2	0	1	0	0	-	5	13	0
NYY	0	0	0	0	0	0	2	0	0	-	2	3	0

W - Wakefield L - Mussina S - Williamson A - 56, 281

GAME 2 at Yankee Stadium, Bronx, N.Y., Oct. 9

BOS	0	1	0	0	0	1	0	0	0	-	2	10	1
NYY	0	2	1	0	1	0	2	0	X	-	6	8	0

W - Pettitte L - Lowe S - (none) A - 56, 295

GAME 3 at Fenway Park, Boston, Oct. 11

NYY	0	1	1	2	0	0	0	0	0	-	4	7	0
BOS	2	0	0	0	0	0	1	0	0	-	3	6	0

W - Clemens L - Martinez S - Rivera A - 34,209

GAME 4 at Fenway Park, Boston, Oct. 13

NYY	0	0	0	0	1	0	0	0	1	-	2	6	1
BOS	0	0	0	1	1	0	1	0	X	-	3	6	0

W - Wakefield L - Mussina S - Williamson A - 34,599

GAME 5 at Fenway Park, Boston, Oct. 14

NYY	0	3	0	0	0	0	0	1	0	-	4	7	1
BOS	0	0	0	1	0	0	0	1	0	-	2	6	1

W - Wells L - Lowe S - Rivera A - 34,619

GAME 6 at Yankee Stadium, Bronx, N.Y., Oct. 15

BOS	0	0	4	0	0	0	3	0	2	-	9	16	1
NYY	1	0	0	4	1	0	0	0	0	-	6	12	2

W - Embree L - Contreras S - Williamson A - 56,277

GAME 7 at Yankee Stadium, Bronx, N.Y., Oct. 16

BOS	0	3	0	1	0	0	0	1	0	0	0	-	5	11	0
NYY	0	0	0	0	1	0	1	3	0	0	1	-	6	11	

1W - Rivera L - Wakefield S - (none) A - 56,279



Aaron Boone wins Game 7 of the 2003 ALCS with his 11th inning home run off Boston's Tim Wakefield.

2003 WORLD SERIES

The Yankees outscored Florida, 21-17, in defeat…Andy Pettitte allowed just 3R (1ER) in 15.2IP over two starts, including a win in Game 2 and a loss in the decisive Game 6…Bernie Williams batted .400 (10-for-25) with 5R, 2HR and 5RBI.

Florida Marlins (NL) 4
New York Yankees (AL) 2

GAME 1 at Yankee Stadium, Bronx, N.Y., Oct. 18

FLA	1	0	0	0	2	0	0	0	0	-	3	7	1
NYY	0	0	1	0	0	1	0	0	0	-	2	9	0

W - Penny L - Wells S - Urbina A - 55,769

GAME 2 at Yankee Stadium, Bronx, N.Y., Oct. 19

FLA	0	0	0	0	0	0	0	0	1	-	1	6	0
NYY	3	1	0	2	0	0	0	0	X	-	6	10	2

W - Pettitte L - Redman S - (none) A - 55,750

GAME 3 at Pro Player Stadium, Miami, Oct. 21

NYY	0	0	0	1	0	0	0	1	4	-	6	6	1
FLA	1	0	0	0	0	0	0	0	0	-	1	8	0

W - Mussina L - Beckett S - Rivera A - 65,731

GAME 4 at Pro Player Stadium, Miami, Oct. 22

NYY	0	1	0	0	0	0	0	0	2	0	0	0	-	3	12	0
FLA	3	0	0	0	0	0	0	0	0	0	0	1	-	4	10	0

W - Looper L - Weaver S - (none) A - 65,934

GAME 5 at Pro Player Stadium, Miami, Oct. 23

NYY	1	0	0	0	0	0	1	0	2	-	4	12	1
FLA	0	3	0	1	2	0	0	0	X	-	6	9	1

W - Penny L - Contreras S - Urbina A - 65,975

GAME 6 at Yankee Stadium, Bronx, N.Y., Oct. 25

FLA	0	0	0	0	1	1	0	0	0	-	2	7	0
NYY	0	0	0	0	0	0	0	0	0	-	0	5	1

W - Beckett L - Pettitte S - (none) A - 55,773

2004 DIVISION SERIES

The Yankees defeated Minnesota in the ALDS for the second straight season…won Game 2 scoring twice in the 12th inning and Game 4 with one run in the 11th…Alex Rodriguez batted .421 (8-for-19) with 1HR and 3RBI.

Minnesota Twins (AL) 1
New York Yankees (AL) 3

GAME 1 at Yankee Stadium, Bronx, N.Y., Oct. 5

MIN	0	0	1	0	0	1	0	0	0	-	2	7	0
NYY	0	0	0	0	0	0	0	0	0	-	0	9	0

W - Santana L - Mussina S - Nathan A - 55,749

GAME 2 at Yankee Stadium, Bronx, N.Y., Oct. 6

MIN	1	2	0	0	0	0	0	2	0	0	0	1	-	6	12	0
NYY	1	0	2	0	1	0	1	0	0	0	0	2	-	7	9	0

W - Quantrill L - Nathan S - (none) A - 56,354

GAME 3 at Metrodome, Minneapolis, Oct. 8

NYY	0	3	0	0	0	4	1	0	0	-	8	14	1
MIN	1	0	0	0	0	0	0	0	3	-	4	12	1

W - Brown L - Silva S - (none) A - 54,803

GAME 4 at Metrodome, Minneapolis, Oct. 9

NYY	0	0	1	0	0	0	0	4	0	0	1	-	6	11	0
MIN	1	0	0	1	3	0	0	0	0	0	0	-	5	12	1

W - Rivera L - Lohse S - (none) A - 52,498

2004 CHAMPIONSHIP SERIES

The Yankees lost their first-ever postseason series after being up 3-games-to-0…scored 19 runs in their Game 3 win, marking the most ever by one team in an ALCS game…Hideki Matsui batted .412 (14-for-34) with 6 doubles, 1 triple, 2HR and 10RBI in the series, establishing the all-time mark for extra-base hits in a postseason series and ALCS marks for hits (since tied by Boston's Kevin Youkilis in 2007), total bases and doubles.

Boston Red Sox (AL) 4
New York Yankees (AL) 3

GAME 1 at Yankee Stadium, Bronx, N.Y., Oct. 12
BOS 0 0 0 0 0 0 5 2 0 - 7 10 0
NYY 2 0 4 0 0 2 0 2 X - 10 14 0
W - Mussina L - Schilling S - Rivera A - 56,135

GAME 2 at Yankee Stadium, Bronx, N.Y., Oct. 13
BOS 0 0 0 0 0 0 0 1 0 - 1 5 0
NYY 1 0 0 0 0 2 0 0 X - 3 7 0
W - Lieber L - Martinez S - Rivera A - 56,136

GAME 3 at Fenway Park, Boston, Oct. 16
NYY 3 0 3 5 2 0 4 0 2 - 19 22 1
BOS 0 4 2 0 0 0 2 0 0 - 8 15 0
W - Vazquez L - Mendoza S - (none) A - 35,126

GAME 4 at Fenway Park, Boston, Oct. 17
NYY 0 0 2 0 0 2 0 0 0 0 0 0 - 4 12 1
BOS 0 0 0 0 3 0 0 0 1 0 0 2 - 6 8 0
W - Leskanic L - Quantrill S - (none) A - 35,826

GAME 5 at Fenway Park, Boston, Oct. 18
NYY 0 1 0 0 0 3 0 0 0 0 0 0 0 0 - 4 12 1
BOS 2 0 0 0 0 0 0 2 0 0 0 0 0 1 - 5 13 1
W - Wakefield L - Loaiza S - (none) A - 35,120

GAME 6 at Yankee Stadium, Bronx, N.Y., Oct. 19
BOS 0 0 0 4 0 0 0 0 0 - 4 11 0
NYY 0 0 0 0 0 0 1 1 0 - 2 6 0
W - Schilling L - Lieber S - Foulke A - 56,128

GAME 7 at Yankee Stadium, Bronx, N.Y., Oct. 20
BOS 2 4 0 2 0 0 0 1 1 - 10 13 0
NYY 0 0 1 0 0 0 2 0 0 - 3 5 1
W - Lowe L - Brown S - (none) A - 56,129

2005 DIVISION SERIES

Mariano Rivera saved both of the Yankees' victories… Derek Jeter tied for the team lead in both RBI (5) and runs scored (4).

New York Yankees (AL) 2
Los Angeles Angels of Anaheim (AL) 3

GAME 1 at Angel Stadium, Anaheim, Oct. 4
NYY 3 1 0 0 0 0 0 0 0 - 4 9 0
LAA 0 0 0 0 0 0 1 0 1 - 2 7 0
W - Mussina L - Colon S - Rivera A - 45,142

GAME 2 at Angel Stadium, Anaheim, Oct. 5
NYY 0 1 0 0 1 0 0 0 1 - 3 6 3
LAA 0 0 0 0 1 1 2 1 X - 5 7 0
W - Escobar L - Wang S - Rodriguez A - 45,150

GAME 3 at Yankee Stadium, Bronx, N.Y., Oct. 7
LAA 3 0 2 0 0 2 2 2 0 - 11 19 1
NYY 0 0 0 4 2 0 0 1 0 - 7 12 2
W - Shields L - Small S – (none) A - 56,277

GAME 4 at Yankee Stadium, Bronx, N.Y., Oct. 9
LAA 0 0 0 0 0 2 0 0 0 - 2 4 0
NYY 0 0 0 0 0 1 2 0 X - 3 4 1
W - Leiter L - Shields S - Rivera A - 56,226

GAME 5 at Angel Stadium, Anaheim, Oct. 10
NYY 0 2 0 0 0 0 1 0 0 - 3 11 0
LAA 0 3 2 0 0 0 0 0 X - 5 9 0
W - Santana L - Mussina S - Rodriguez A - 45,133

2006 DIVISION SERIES

Chien-Ming Wang recorded his first career postseason win in Game 1…Derek Jeter (8-for-16) and Jorge Posada (7-for-14) combined for 15 of the team's 33 overall hits.

Detroit Tigers (AL) 3
New York Yankees (AL) 1

GAME 1 at Yankee Stadium, Bronx, N.Y., Oct. 3
DET 0 0 0 0 3 0 1 0 0 - 4 12 1
NYY 0 0 5 0 0 2 0 1 X - 8 14 0
W - Wang L - Robertson S - (none) A - 56,291

GAME 2 at Yankee Stadium, Bronx, N.Y., Oct. 5
DET 0 1 0 0 1 1 1 0 0 - 4 8 0
NYY 0 0 0 3 0 0 0 0 0 - 3 8 1
W - Walker L - Mussina S - Jones A - 56,252

GAME 3 at Comerica Park, Detroit, Oct. 6
NYY 0 0 0 0 0 0 0 0 0 - 0 5 0
DET 0 3 0 0 0 2 1 0 X - 6 10 0
W - Rogers L - Johnson S - (none) A - 43,440

GAME 4 at Comerica Park, Detroit, Oct. 7
NYY 0 0 0 0 0 0 1 0 2 - 3 6 2
DET 0 3 1 0 3 1 0 0 X - 8 13 0
W - Bonderman L - Wright S - (none) A - 43,126

2007 DIVISION SERIES

The Yankees were outhit, .315 to .228, in the series…the Yankees' 2-1, 11-inning loss in Game 2 featured the unusual postseason debut of Joba Chamberlain, who allowed the go-ahead run in the eighth on 2BB, 2WP and 1HP while "midges" descended on the pitcher's mound.

New York Yankees (AL) 1
Cleveland Indians (AL) 3

GAME 1 at Jacobs Field, Cleveland, Oct. 4
NYY 1 0 0 1 1 0 0 0 0 - 3 5 0
CLE 3 0 1 0 5 2 0 1 X - 12 14 0
W – Sabathia L – Wang S – (none) A – 44,608

GAME 2 at Jacobs Field, Cleveland, Oct. 5
NYY 0 0 1 0 0 0 0 0 0 0 0 - 1 3 0
CLE 0 0 0 0 0 0 0 1 0 0 1 - 2 9 1
W – Perez L – Vizcaino S – (none) A – 44,732

GAME 3 at Yankee Stadium, Bronx, N.Y., Oct. 7
CLE 1 1 1 0 0 0 0 1 0 - 4 9 1
NYY 0 0 1 0 4 3 0 0 x - 8 11 1
W – Hughes L – Westbrook S – (none) A – 56,358

GAME 4 at Yankee Stadium, Bronx, N.Y., Oct. 8
CLE 2 2 0 2 0 0 0 0 0 - 6 13 0
NYY 0 1 0 0 0 1 1 0 1 - 4 12 0
W – Byrd L – Wang S – Borowski A – 56,315

2009 DIVISION SERIES

The Yankees recorded their third all time ALDS sweep (also 1998-99 vs. Texas) and fourth "best-of-five" series sweep (also 1981 ALCS vs. Oakland)…came back from deficits in all three games…out-homered the Twins, 6-0…Yankees starters allowed just 3ER and three extra-base hits in 19.0IP with a 1.42 ERA…Alex Rodriguez batted a team-high .455 (5-for-11) with 2HR and 6RBI.

Minnesota Twins (AL) 0
New York Yankees (AL) 3

GAME 1 at Yankee Stadium, Bronx, N.Y., Oct. 7
MIN 0 0 2 0 0 0 0 0 0 - 2 10 1
NYY 0 0 2 1 3 0 1 0 x - 7 9 0
W – Sabathia L – Duensing S – (none) A – 44,464

GAME 2 at Yankee Stadium, Bronx, N.Y., Oct. 9
MIN 0 0 0 0 0 1 0 2 0 0 0 - 3 12 1
NYY 0 0 0 0 0 1 0 0 2 0 1 - 4 7 0
W – Robertson L – Mijares S – (none) A – 50,006

GAME 3 at Metrodome, Minneapolis, Oct. 11
NYY 0 0 0 0 0 0 2 0 2 - 4 7 0
MIN 0 0 0 0 0 1 0 0 0 - 1 7 0
W – Pettitte L – Pavano S – Rivera A – 54,735

2009 CHAMPIONSHIP SERIES

The Yankees won their 40th AL pennant…hit 8HR and drew 38BB over the six games, while holding the Majors' second-highest scoring team to an average of 3.2R/G…won Game 2 in 13 innings on a throwing error by Maicer Izturis…CC Sabathia earned ALCS MVP honors, going 2-0 with a 1.13 ERA (16.0IP, 2ER) in two starts…Alex Rodriguez batted a team-high .429 (9-for-21) with 6R, 3HR, 6RBI and 8BB.

Los Angeles Angels (AL) 2
New York Yankees (AL) 4

GAME 1 at Yankee Stadium, Bronx, N.Y., Oct. 16

LAA	0	0	0	1	0	0	0	0	0		-	1	4	3
NYY	2	0	0	0	1	1	0	0	x		-	4	10	0

W – Sabathia L – Lackey S – Rivera A – 48,688

GAME 2 at Yankee Stadium, Bronx, N.Y., Oct. 17

LAA	0	0	0	0	2	0	0	0	0	0	1	0	0	-	3	8	2
NYY	0	1	1	0	0	0	0	0	0	0	1	0	1	-	4	13	3

W – Robertson L – Santana S – (none) A – 49,922

GAME 3 at Angel Stadium, Anaheim, Oct. 19

NYY	1	0	0	1	1	0	0	1	0	0	0	-	4	8	0
LAA	0	0	0	0	1	2	1	0	0	0	1	-	5	13	0

W – Santana L – Aceves S – (none) A – 44,911

GAME 4 at Angel Stadium, Anaheim, Oct. 20

NYY	0	0	0	3	2	0	0	2	3	-	10	13	0
LAA	0	0	0	0	1	0	0	0	0	-	1	5	1

W – Sabathia L – Kazmir S – (none) A – 45,160

GAME 5 at Angel Stadium, Anaheim, Oct. 22

NYY	0	0	0	0	0	0	6	0	0	-	6	9	0
LAA	4	0	0	0	0	0	3	0	x	-	7	12	0

W – Jepsen L – Hughes S – Fuentes A – 45,113

GAME 6 at Yankee Stadium, Bronx, N.Y., Oct. 25

LAA	0	0	1	0	0	0	0	1	0	-	2	9	2
NYY	0	0	0	3	0	0	0	2	x	-	5	9	0

W – Pettitte L – Saunders S – Rivera A – 50,173

2009 WORLD SERIES

The Yankees won their 27th World Championship and first since 2000…Hideki Matsui (.615 avg., 3HR, 8RBI) was the unanimous World Series MVP, marking the first time a Japanese player earned the honor…had 6RBI (single, double, HR) in the Game 6 clincher, tying Bobby Richardson's single-game World Series record (1960 Game 3)…Andy Pettitte became the third-oldest pitcher to win a World Series clinching game (behind Burleigh Grimes-1931 and Eddie Plank-1913) and the first pitcher in baseball history to start and win all three clinching games of a single postseason (DS, CS, WS).

Philadelphia Phillies (NL) 2
New York Yankees (AL) 4

GAME 1 at Yankee Stadium, Bronx, N.Y., Oct. 28

PHI	0	0	1	0	0	1	0	2	2	-	6	9	1
NYY	0	0	0	0	0	0	0	0	1	-	1	6	0

W – Lee L – Sabathia S – (none) A – 50,207

GAME 2 at Yankee Stadium, Bronx, N.Y., Oct. 29

PHI	0	1	0	0	0	0	0	0	0	-	1	6	0
NYY	0	0	0	1	0	1	1	0	x	-	3	8	0

W – Burnett L – Martinez S – Rivera A – 50,181

GAME 3 at Citizens Bank Park, Philadelphia, Oct. 31

NYY	0	0	0	2	3	1	1	1	0	-	8	8	1
PHI	0	3	0	0	0	1	0	0	1	-	5	6	0

W – Pettitte L – Hamels S – (none) A – 46,061

GAME 4 at Citizens Bank Park, Philadelphia, Nov. 1

NYY	2	0	0	0	2	0	0	0	3	-	7	9	1
PHI	1	0	0	1	0	0	1	1	0	-	4	8	1

W – Chamberlain L – Lidge S – Rivera A – 46,145

GAME 5 at Citizens Bank Park, Philadelphia, Nov. 2

NYY	1	0	0	0	1	0	0	3	1	-	6	10	0
PHI	3	0	3	0	0	0	2	0	x	-	8	9	0

W – Lee L – Burnett S – Madson A – 46,178

GAME 6 at Yankee Stadium, Bronx, N.Y., Nov. 4

PHI	0	0	1	0	0	2	0	0	0	-	3	6	0
NYY	0	2	2	0	3	0	0	0	x	-	7	8	0

W – Pettitte L – Martinez S – (none) A – 50,315



The Yankees celebrate the 27th World Series championship in franchise history following Game 6 of the 2009 Fall Classic at Yankee Stadium.

2010 DIVISION SERIES

The Yankees swept Minnesota for the second straight year in the ALDS…marked their first ALDS series win after qualifiying for the postseason as a Wild Card…outscored the Twins 17-7 in the series…10 different Yankees drove in at least one run…Yankees relievers combined to allow just 1ER in 7.0IP…Phil Hughes won Game 3 with 7.0 shutout IP (4H, 1BB) in his first career postseason start).

Minnesota Twins (AL) 0
New York Yankees (AL) 3

GAME 1 at Target Field, Minneapolis, Minn., Oct. 6

NYY	0	0	0	0	0	4	2	0	0	-	6	9	0
MIN	0	2	1	0	0	1	0	0	0	-	4	8	0

W – Sabathia L – Crain S – Rivera A – 42,032

GAME 2 at Target Field, Minneapolis, Minn., Oct. 7

NYY	0	0	0	1	1	0	2	0	1	-	5	12	0
MIN	0	1	0	0	0	1	0	0	0	-	2	6	0

W – Pettitte L – Pavano S – Rivera A – 42,035

GAME 3 at Yankee Stadium, Bronx, N.Y., Oct. 9

MIN	0	0	0	0	0	0	0	1	0	-	1	7	1
NYY	0	1	1	3	0	0	1	0	x	-	6	12	0

W – Hughes L – Duensing S – (none) A – 50,840

2010 CHAMPIONSHIP SERIES

The Yankees lost a postseason series to Texas for the first time after wins in the ALDS in 1996, '98 and '99…were outscored 38-19 in the series and outhit 63-38…their 8-0 loss in Game 3 marked the worst postseason shutout loss in franchise history…Robinson Cano batted .348 (8-for-23) with 4HR and 5RBI…Curtis Granderson reached base safely in 13 of his 25PA (.520).

New York Yankees (AL)	**2**
Texas Rangers (AL)	**4**

GAME 1 at Rangers Ballpark, Arlington, Texas, Oct. 15

NYY	0	0	0	0	0	0	1	5	0	- 6	10	1
TEX	3	0	0	2	0	0	0	0	0	- 5	7	1

W – Sabathia L – O'Day S – Rivera A – 50,930

GAME 2 at Rangers Ballpark, Arlington, Texas, Oct. 16

NYY	0	0	0	1	0	1	0	0	0	- 2	7	0
TEX	1	2	2	0	2	0	0	0	x	- 7	12	0

W – Lewis L – Hughes S – (none) A – 50,362

GAME 3 at Yankee Stadium, Bronx, N.Y., Oct. 18

TEX	2	0	0	0	0	0	0	0	6	- 8	11	0
NYY	0	0	0	0	0	0	0	0	0	- 0	2	0

W – Lee L – Pettitte S – (none) A – 49,480

GAME 4 at Yankee Stadium, Bronx, N.Y., Oct. 19

TEX	0	0	2	0	0	3	2	0	3	- 10	13	0
NYY	0	1	1	1	0	0	0	0	0	- 3	7	0

W – Holland L – Burnett S – (none) A – 49,977

GAME 5 at Yankee Stadium, Bronx, N.Y., Oct. 20

TEX	0	0	0	0	1	1	0	0	0	- 2	13	1
NYY	0	3	2	0	1	0	0	1	x	- 7	9	0

W – Sabathia L – Wilson S – (none) A – 49,832

GAME 6 at Rangers Ballpark, Arlington, Texas, Oct. 22

NYY	0	0	0	0	1	0	0	0	0	- 1	3	0
TEX	1	0	0	0	4	0	1	0	x	- 6	7	0

W – Lewis L – Hughes S – (none) A – 51,404



The 1936 World Champion Yankees – 75th Anniversary

The 1936 Yankees went 102-51 during the regular season, winning the American League by 19 ½ games under Manager Joe McCarthy. The team scored the second-most single-season runs in the Modern Era (1,065), collectively batting .300 with 182 home runs. The team was led by AL MVP Lou Gehrig, who batted .354 (205-for-579) with a career-high-tying 49 home runs and 152 RBI. Highly-touted rookie Joe DiMaggio made his Major League debut, batting .323 (206-for-637) with 29 home runs and 136 RBI. Six different pitchers won at least 12 games, including Red Ruffing, who led the staff in wins, posting a 20-12 record with a 3.85 ERA. The Yankees' four-games-to-two win over the Giants in the Fall Classic marked the first of four consecutive World Series titles for the club.

Top Row from L: George Selkirk, Arndt Jorgens, Johnny Broaca, Jake Powell, Jack Saltzgaver, Monte Pearson, Joe DiMaggio, Joe Glenn, Roy Johnson. **Middle Row from L:** Earle "Doc" Painter (trainer), Red Rolfe, Bob Seeds, Kemp Wicker, Walt "Jumbo" Brown, Johnny Murphy, Bump Hadley, Lefty Gomez, Red Ruffing. **Bottom Row from L:** Bill Dickey, Frank Crosetti, John Schulte (coach), Art Fletcher (coach), Joe McCarthy (manager), Earle Combs (coach), Tony Lazzeri, Pat Malone, Lou Gehrig. **Seated on Ground:** Tim Sullivan (batboy)

The 1961 Yankees and Roger Maris' 61-Home Run Season

50TH ANNIVERSARY

This year marks the 50th anniversary of the historic 1961 season that saw Roger Maris break Babe Ruth's all-time single-season home run mark and the Yankees power their way to a World Series championship, cementing their reputation as one of the best teams of all time.

The Yankees finished the regular season with a 109-53 (.673) record, eight games ahead of the 101-61 (.623) Detroit Tigers. The clubs were just 1.5 games apart in the standings heading into the final full month of the season before the Yankees reeled off a 13-game winning streak from Sept. 1-12 to vault an insurmountable 11.5 games in front. Their massive win total was fueled by a 65-16 mark at Yankee Stadium, the best single-season home record in Major League history.

The club, assembled by General Manager George Weiss, had sluggers up and down the lineup, including Moose Skowron (28 HR), Yogi Berra (22 HR), Elston Howard (21 HR) and "Super-sub" Johnny Blanchard, who hit 21 homers in just 243 at-bats. Of the 240 home runs the Yankees hit, 10 were pinch-hit homers, setting a still-standing single-season franchise mark.



Roger Maris hits his 61st home run of the season on Oct. 1, 1961 at Yankee Stadium.

The pitching staff was paced by Whitey Ford, who had a career year, going 25-4 with a 3.21 ERA. Under first-year manager Ralph Houk, Ford took the ball every fourth day for the first time in his career and set career highs in wins, winning percentage (.862), starts (39) and innings pitched (283.0), earning the Cy Young Award as the best pitcher in both leagues. Bill Stafford (14-9, 2.68 ERA), Ralph Terry (16-3, 3.15 ERA) and Rollie Sheldon (11-5, 3.60 ERA) were the Yankees' other top starters, and Luis Arroyo picked up 15 wins in relief, the highest total by a reliever in franchise history.

In the World Series, the Yankees triumphed over Cincinnati, 4-games-to-1, as Ford tossed 14.0 combined scoreless innings, earning wins in Game 1 and 4. With the Series knotted at one game apiece, Game 3 proved pivotal. Down, 2-1, heading into the eighth, Blanchard tied the game with a solo homer before Maris hit a game-winning solo shot in the ninth. The Yankees then outscored the Reds 20-5 over the final two contests to win the first of two consecutive World Series titles.

Much of the season's drama centered on the chase by the M&M Boys – Roger Maris and Mickey Mantle – to break Ruth's seemingly untouchable single-season record of 60 home runs, which he set with the 1927 Murderers' Row Yankees. Maris, the American League MVP in 1960 and 1961, was joined in his pursuit by Mantle, who topped out at 54 home runs after sitting out seven of the club's final 10 games with an abscess in his right hip.

Maris tied Ruth's mark on Sept. 26 at Yankee Stadium with a home run off Baltimore's Jack Fisher in the team's 159th game of the season. Needing one homer to break the record with four games to go (the Yankees had played a tie earlier in the year), Maris was given a full game off prior to going homerless in the first two games of a three-game series against Boston at Yankee Stadium.

In the season's final game on Oct. 1, Maris connected in the fourth inning off Tracy Stallard, hitting a line-drive into the right-field stands for his 61st home run, which turned out to be the only run in a 1-0 Yankees victory. The quiet and humble Maris had to be pushed back onto the field by his teammates for his curtain call.

The chase was not without controversy as writers and fans loyal to Ruth clamored that the record should receive a special notation given that the American League was playing a 162-game schedule in 1961 due to the addition of two expansion teams. With the exceptions of 1901-03 and 1918-19, the AL had always played a 154-game format.

Ford Frick, a former sportswriter and New York City sportscaster who had previously ghostwritten Ruth's 1928 autobiography *Babe Ruth's Own Book of Baseball*, was the commissioner of baseball at the time. In the middle of the season, he issued the directive that baseball's official record book, *The Little Red Book of Major League Baseball*, compiled by the *Elias Sports Bureau*, should show two records — one for a 154-game schedule and another for a 162-game schedule. Contrary to popular lore, an asterisk was never used for the notation, and separate designations remained in the official record book until 1991, when Major League Baseball finally rescinded the distinction.

Maris' 61 in '61 remains the highest single-season home run total in American League history and the seventh-highest single-season total all time, behind those of Barry Bonds (73), Mark McGwire (70, 65) and Sammy Sosa (66, 64 and 63).



Front Row: Whitey Ford, Bill Skowron, Hal Reniff, Jim Hegan, Frank Crosetti, Ralph Houk, John Sain, Wally Moses, Earl Torgeson, Clete Boyer, Yogi Berra, Mickey Mantle. **Middle Row:** Gus Mauch (Trainer), Billy Gardner, Bob Hale, Joe DeMaestri, Tony Kubek, Tex Clevenger, Ralph Terry, Hector Lopez, Bob Cerv, Elston Howard, Roger Maris, Bob Turley, Joe Soares (Trainer). **Top Row:** Bobby Richardson, Al Downing, Luis Arroyo, John Blanchard, Bill Stafford, Rollie Sheldon, Jim Coates, Spud Murray (Batting Practice Pitcher), Bud Daley, Bruce Henry (Traveling Secretary). **Seated on Ground:** Batboys Frank Prudenti, Fred Bengis.

The grass is

always greener on the other side of September.

att.yankees.com

AT&T congratulates the Yankees on their latest trip to the postseason.

TEXT **YANKS** TO **4663** FOR BREAKING NEWS AND EXCLUSIVE CONTENT.

AT&T IS THE EXCLUSIVE TELECOMMUNICATIONS PARTNER OF THE NEW YORK YANKEES.

Rethink Possible®

Standard message & data rates may apply. Text HELP for help. To stop, text STOP. See att.com/mediaterms for terms & conditions. Mobile broadband and other services not available everywhere. All New York Yankees trademarks and copyrights are owned by the New York Yankees and are used with the permission of the New York Yankees. BlackBerry®, RIM®, Research In Motion®, and related trademarks, names, and logos are the property of Research In Motion Limited and are registered and/or used in the U.S. and countries around the world. Used under license from Research In Motion Limited. Screen images simulated. ©2011 AT&T Intellectual Property. Service provided by AT&T Mobility. All rights reserved. AT&T and the AT&T logo are trademarks of AT&T Intellectual Property. All other marks contained herein are the property of their respective owners.

Yankee Stadium by the Numbers



THE STRUCTURE

Location: In the Bronx, bounded by 164th St. (north); 161st St. (south); Jerome Ave. (west); River Ave. (east)
Mailing address: Yankee Stadium, One East 161st Street, Bronx, NY 10451
Switchboard phone number: (718) 293-4300
Architect: Populous (formerly HOK Sport)
Construction: Turner Construction
Developer: Tishman Speyer
Square footage: approximately 1.3 million square feet
Distance around the building: 4,755 linear feet
Size of entire site: 634,335 square feet or 14.56 acres
Number of gates: Four (Gates 2, 4, 6 and 8)
Height at highest point: The top of the frieze is 134 feet, 7 inches above Field Level.
Internet bandwidth: 135 megabits
Light bulbs (number of): 20,000
Main centerfield video board size: 59-feet-by-101-feet
Ribbon board ringing the Terrace Level: 3-feet-by-1,279-feet
Great Hall size: 31,000 square feet
Great Hall LED ribbon board: 5-feet-by-383-feet
Great Hall high-definition video board: 24-feet-by-36-feet
Number of player flags in the Great Hall: 10 double-sided
Seating Capacity: 50,291



FIELD

Surface: Kentucky bluegrass grown at DeLea Sod Farms in Pilesgrove, N.J.
Acreage: 3.14 acres, including the bullpens
Dimensions: LF 318'; LC 399'; CF 408'; RC 385'; RF 314'
Outfield walls height: From left-field foul pole, wall is 8-feet, 6-inches high until the Yankees bullpen, where it gradually descends to 8 feet at the right-field foul pole.
Distance from the plate to the backstop: 52 feet, 4 inches
Yankees bullpen size: averages approximately 82 feet wide by 32 feet deep
Opponents bullpen size: averages approximately 85 feet wide by 30 feet deep
Distance of batter's eye glass to home plate: 432 feet away and 19 feet off the ground
Height of Bleachers Café above the field: 37 feet
Infield foundation: Sand-based
Feet below street level: approximately 8 feet on average
Drainage pipe length: 14,000 linear feet
Irrigation pipe: 17,100 linear feet
Irrigation heads: 116
Distance from first base or third base to the nearest spectator: 43 feet
Concourse (average width): 32 feet
Foul poles height: 90 feet

MATERIALS

Concrete: approximately 45,000 cubic yards
Excavation: approximately 363,000 cubic yards
Rebar: approximately 4,000 tons
Structural steel: approximately 11,800 tons in over 30,000 pieces
Piles driven: 1,675 piles averaging 80 feet long
Stone: Indiana Limestone and Deer Isle Granite
Frieze: approximately 1,400 feet long with 300 tons of structural steel
Doors: 1,300
Gallons of paint: 15,000
Length of electrical wire: 946 miles (*The distance from Yankee Stadium to George M. Steinbrenner Field in Tampa is approximately 1,012 miles*)
Length of Ethernet cable (CAT 6A): 227 miles
Power required to turn on sports lighting: 3,500 KVA
Power required to turn on video board: 2,000 KVA

IN THE BUILDING

Ticket windows: 26 Total, including 19 by Gate 4, four by the Bleachers and three in-Stadium
Concessions (fixed): 25
Concessions (moveable): more than 100
Total concessions points of sale: approximately 444
Retail locations (fixed): approximately 10
Retail locations (moveable): approximately 46
Total retail points of sale: 86
Width of seats: 19 inches to 24 inches
Width of aisles: 4 feet
Legroom in front of seats: 33 inches to 39 inches
Number of elevators: 16 (two each at Gates 2, 4, 6 and 8 and eight in the Great Hall)
Stairways: 30
Pedestrian ramps: 2 (at Gates 2 and 6)
Video monitors: approximately 1,400 flat-panel, high-definition monitors
Cup holders: approximately 45,000
Toilet fixtures: approximately 878
Men's fixtures ratio in non-premium seating: approximately 1 fixture per 78 men (based on 50% male / 50% female attendance)
Women's fixtures ratio in non-premium seating: approximately 1 fixture per 75 women (based on 50% male / 50% female attendance)
Family bathooms: 12
Yankees clubhouse dressing area: 3,344 square feet
Visitors clubhouse dressing area: 1,496 square feet

2011 New York Yankees

BACK ROW (L to R): Ivan Nova, Mark Teixeira, Hector Noesi, Luis Ayala, Rafael Soriano, Phil Hughes, A.J. Burnett, Chris Dickerson, Sergio Mitre, Boone Logan, CC Sabathia, Freddy Garcia, Scott Proctor, Joba Chamberlain

THIRD ROW (L to R): Mark Kafalas (Team Security), Bartolo Colon, Alex Rodriguez, Andruw Jones, Robinson Cano, Eduardo Nuñez, Cory Wade, Jesus Montero, Derek Jeter, Damaso Marte, Curtis Granderson, Jorge Posada, Edward Fastook (Executive Director of Team Security)

SECOND ROW (L to R): Dr. Christopher Ahmad (Team Physician), Gene Monahan (Head Athletic Trainer), Rob Cucuzza (Equipment Manager), Francisco Cervelli, Austin Romine, Pedro Feliciano, Ramiro Peña, Brett Gardner, Eric Chavez, David Robertson, Nick Swisher, Russell Martin, Aaron Laffey, Greg Golson, Steve Donohue (Assistant Athletic Trainer), Lou Cucuzza Jr. (Clubhouse Manager), Ben Tuliebitz (Director of Team Travel & Player Services)

FRONT ROW (L to R): Dana Cavalea (Strength & Conditioning Coordinator), Anthony Flynn (Video Coordinator), Brett Weber (Baseball Operations Coaching Assistant), Rob Thomson (Third Base Coach), Larry Rothschild (Pitching Coach), Mariano Rivera, Mike Harkey (Bullpen Coach), Joe Girardi (Manager), Tony Peña (Bench Coach), Kevin Long (Hitting Coach), Mick Kelleher (First Base Coach), Charlie Wonsowicz (Advance Scout/Head Video Coordinator), Roman Rodriguez (Bullpen Catcher), Chad Bohling (Director of Mental Conditioning), Doug Cecil (Massage Therapist)

SITTING BATBOYS (L to R): Rich Davis, Ralph Montilla, Jake Ryan, Nick Raiano, Matt Nimer