



WORLD CHAMPIONS: 1983, 1970, 1966 • AL CHAMPIONS: 1979, 1971, 1969 • AL EAST CHAMPIONS: 2023, 2014, 1997, 1974, 1973 • AL WILDCARD: 2024, 2016, 2012, 1996

BALTIMORE ORIOLES (73-81) vs. NEW YORK YANKEES (86-68)

RHP Tomoyuki Sugano (10-8, 4.39) vs. LHP Carlos Rodón (16-9, 3.11)

Saturday, September 20, 2025 • 7:05 p.m. ET • Oriole Park at Camden Yards • Baltimore, MD

TV: MASN • Radio: 98 Rock 97.9 FM/HD2 & WBAL NewsRadio 1090 AM/101.5 FM

Game No. 155

Home Game No. 77

| O's AT A GLANCE | |
|-----------------------------|---------|
| Overall | 73-81 |
| Home | 37-39 |
| Road | 36-42 |
| Day | 34-32 |
| Night | 39-49 |
| Current Streak | W1 |
| Last 5 Games | 4-1 |
| Last 10 Games | 6-4 |
| March | 3-2 |
| April | 9-16 |
| May | 9-18 |
| June | 16-11 |
| July | 13-12 |
| August | 11-17 |
| September | 12-5 |
| vs. LHSP | 22-24 |
| vs. RHSP | 51-57 |
| Series Opener | 25-25 |
| Series Opener at Home | 14-11 |
| Series Opener on Road | 11-14 |
| By Series | 18-27-4 |
| By Home Series | 11-12-1 |
| By Road Series | 7-15-3 |
| Rubber Games | 8-15 |
| Sweeps/Were Swept | 8-6 |
| Scored First | 49-26 |
| Opponent Scored First | 24-55 |
| 1-run games | 26-23 |
| Comeback Wins | 31-37 |
| Last AB Wins | 11-16 |
| Walkoff Wins | 5-4 |
| Extra Innings | 6-5 |
| Led After 6 | 57-9 |
| Led After 7 | 62-10 |
| Led After 8 | 68-3 |
| Tied After 6 | 9-10 |
| Tied After 7 | 6-7 |
| Tied After 8 | 4-6 |
| Behind After 6 | 7-62 |
| Behind After 7 | 5-64 |
| Behind After 8 | 1-72 |
| vs. AL Teams | 49-57 |
| vs. AL East | 20-24 |
| vs. AL Central | 12-19 |
| vs. AL West | 17-14 |
| vs. NL Teams | 24-24 |
| vs. NL East | 8-10 |
| vs. NL Central | 7-8 |
| vs. NL West | 9-6 |
| Hit 0 HR | 13-37 |
| Hit 1+ HR | 60-44 |
| Hit 2+ HR | 29-18 |
| Scored 3 or Fewer Runs | 18-58 |
| Scored 4 or More Runs | 55-23 |
| Allowed 3 or Fewer Runs | 58-8 |
| Allowed 4 or More Runs | 15-73 |
| More Hits than Opponent | 48-13 |
| Fewer Hits than Opponent | 22-64 |
| Committed No Errors | 54-40 |
| Committed 1 or More Errors | 19-41 |
| Starter Goes at least 5 inn | 61-43 |
| Starter Goes at least 6 inn | 40-17 |
| Starter Goes at least 7 inn | 17-5 |

ORIOLESPRESSBOX.COM

The 2025 Baltimore Orioles Media Guide, as well as the latest game notes, rosters, press releases, and other team information, can be found at [oriolepressbox.com](#).

BIRDLAND BITES: The Orioles continue their final homestand of the year tonight against the Yankees (1-1, 2 to play) and Rays (3 to play)...Baltimore is in the midst of 13 games in as many days with the club's next scheduled off day on Monday, September 22.

🦅 The Birds are 13-6 (.684) since August 30, tied for the third-best record in MLB during that time with the Mariners, behind the Guardians (.750, 15-5) and Phillies (.737, 14-5)...Since May 24, the Orioles are 57-48 (.543), an 87-win pace, which is the fourth-best record in the AL over that period behind the Blue Jays (.615, 64-40), Red Sox (.569, 58-44), and Astros (.563, 58-45).

🦅 **Gunnar Henderson** recorded his 500th career hit in the sixth inning and 100th career double in the seventh in his 489th game...He is the seventh fastest to 500 career hits in team history (since 1954) behind **Manny Machado** (439 G), **Cal Ripken, Jr.** (447 G), **Nick Markakis** (452 G), **Brian Roberts** (458 G), **Eddie Murray** (461 G), and **Trey Mancini** (486 G).

🦅 **Ryan Mountcastle** opened the scoring with a solo home run last night and later added a sacrifice fly to record his first multi-RBI game this month.

🦅 Orioles starters have allowed three runs or fewer in 15 of 17 games in September while posting a collective 2.71 ERA (26 ER/86.1 IP)...That is the third-best ERA in MLB during that time behind the Guardians (2.32 ERA) and Dodgers (2.46 ERA).

MR. ROGERS' NEIGHBORHOOD: Following last night's 6.0 scoreless innings, **Trevor Rogers** has allowed two runs or fewer in a career-high 15 consecutive starts, the longest such stretch by an Orioles starter in team history (since 1954) and the longest by a major league starter this season...The last starter (non-opener) to post a longer streak of two or fewer runs is LAD's Julio Urias (17 G) from July 16, 2022-April 10, 2023.

🦅 He has now allowed 16 earned runs in 17 starts this season...Among pitchers with at least 15 starts and 50.0 innings pitched (to exclude openers), Rogers is looking to become the third pitcher since 1913 (when ER were tracked in both leagues) to finish with fewer earned runs than starts, joining TEX's Jacob deGrom in 2021 (15 GS, 11 ER) and BOS' Dutch Leonard in 1914 (25 GS, 24 ER), per the *Elias Sports Bureau*.

🦅 Last night, Rogers became the first Orioles starter to allow one or no hits and surrender no runs in a start against the Yankees since **Chris Ellis** on September 4, 2021 at Yankee Stadium (5.0 IP, 1 H), the first to do so at home since **Wade Miley** on April 9, 2017 (5.0 IP, 1 H), and the first to do so while completing 6.0 innings since **Adam Loewen** on August 5, 2006 at Oriole Park (6.1 IP, 1 H).

🦅

LEAVE IT TO BEAVERS: **Dylan Beavers** has reached base safely in 23 of his first 28 career games since August 16, ranking among AL leaders in on-base percentage (5th, .417) and walks (6th, 22).

🦅 His 22 walks are the second most in O's history (since 1954) through a player's first 28 career games behind **Glenn Gulliver** (23 BB, 1982)...The club record through 29 games is also held by Gulliver (23 BB).

🦅 He has reached base safely 45 times to begin his career, tied for the second most through a player's first 28 career games in team history (since 1954) with Curtis Goodwin (1995), behind **Billy Ripken** (48 TOB, 1987)...The most through 29 games is Ripken (50 TOB) ahead of Goodwin (48 TOB).

🦅 Since making his debut, he's averaging 4.39 pitches per plate appearance, third most in the AL (min. 98 PA) behind LAA's Mike Trout (4.65 P/PA) and DET's Gleyber Torres (4.63 P/PA).

HOLIDAY SEASON: **Jackson Holliday** paces the Birds with 17 home runs, one ahead of **Gunnar Henderson** (16 HR)...The only Oriole under 22 years old to finish the season leading the club in homers is Eddie Murray (27 HR, 1977).

🦅 Holliday's 17 long balls are the fifth most by an Oriole in their age-21 season or younger (as of age of July 1 of season) in team history (since 1954), trailing **Cal Ripken, Jr.** (28 HR, 1982), **Eddie Murray** (27 HR, 1977), **Boog Powell** (25 HR, 1963), and **Curt Blefary** (22 HR, 1965), per *Stats Perform*.

🦅 Baltimore has not had a player fail to reach the 20 home run mark since 2001, when **Jay Gibbons** and **Chris Richard** each paced the club with 15 homers apiece...Only five teams in Orioles history (since 1954) have not had a player hit 20+ homers ('01, '74, '57, '55, '54).

IT TAKES A VILLAGE: With **José Castillo** making his team debut on Thursday, Baltimore has used 69 different players this season, one shy of the major league record set by the 2024 Marlins...The 2021 Cubs also used 69 players...The Braves have used 68 players this year...The previous team record for the Orioles was set in 2021 with 62.

🦅 The O's have used 40 different pitchers this year (including position players), second most in a season in franchise history (since 1954) behind the 2021 Orioles (42).

🦅 The Orioles have had 34 different position players appear in a game, the most by a major league team since 2022 (37, SF; 34, LAA, OAK, PIT) and tied for the most in a season in franchise history with 1955.

🦅 The Orioles have had 23 players hit a home run for the team, breaking the team record (since 1954)...That's the most players to homer by one MLB team since 2024 (SF, 23).

🦅 Baltimore has had 19 players steal a base, breaking the O's record.

🦅 The Birds have used seven different players at catcher, setting the franchise record...The last MLB club to use at least seven catchers in a single season was the 2023 Cleveland Guardians (also 7)...The 2022 Pirates are the last team to use eight.

YANKEE DOODLES: Baltimore and New York meet five times over the final nine days of the regular season, including two more times in this series at Camden Yards and three times at Yankee Stadium to wrap up the schedule from September 26-28...The team have split the first eight games in 2025...The O's have won two straight season series against the Yanks since 2023 after losing six straight years from 2017-22...Baltimore has not won three consecutive season series against New York since 2014-16.

| O's vs. YANKEES | | |
|--------------------------------------|---------|-------------------------|
| Current Streak | | W1 |
| 2025 Record | | 4-4 |
| at Oriole Park at Camden Yards | | 3-1 |
| at Yankee Stadium | | 1-3 |
| All-Time <small>(since 1954)</small> | | 528-652 |
| at Home | | 276-314 |
| on Road | | 252-338 |
| 2025 Schedule | | |
| Date | Score | Win/Loss/Save |
| 4/28 | W, 4-3 | Sugano/Warren/Bautista |
| 4/29 | L, 15-3 | Rodón/ Gibson |
| 4/30 | W, 5-4 | Baker/Carrasco/Bautista |
| 6/20 | W, 5-3 | Blewett/Weaver/Bautista |
| 6/21 | L, 9-0 | Schmidt/Eflin |
| 6/22 | L, 4-2 | Cruz/Baker/Williams |
| 9/18 | L, 7-0 | Fried/Povich |
| 9/19 | W, 4-2 | Rogers/Warren/Akin |
| 9/20 | | 7:05 p.m. ET |
| 9/21 | | 1:35 p.m. ET |
| 9/26 | | 7:05 p.m. ET |
| 9/27 | | 1:05 p.m. ET |
| 9/28 | | 3:05 p.m. ET |
| Indicates Home | | |

| O's AT HOME | |
|------------------|------------------------|
| Record | 37-39 |
| Team AVG/OBP/SLG | .246/.311/.425 |
| Fielding Errors | 33 |
| Team ERA | 4.57 (350 ER/690.0 IP) |
| Starters ERA | 4.75 (208 ER/394.1 IP) |
| Bullpen ERA | 4.32 (142 ER/295.2 IP) |
| Saves/Opps | 18/28 |
| Best Homestand | .833 (5-1), 9/5-11 |
| Worst Homestand | .000 (0-6), 5/13-18 |

| OPENING STATEMENTS | |
|--|----------|
| Best Starting Pitcher ERA, Since September 1 | |
| 1. Cleveland Guardians | 2.32 ERA |
| 2. Los Angeles Dodgers | 2.46 ERA |
| 3. Baltimore Orioles | 2.71 ERA |
| 4. Arizona Diamondbacks..... | 2.87 ERA |
| 5. Tampa Bay Rays | 3.31 ERA |

| UPCOMING MILESTONES | |
|---------------------|------------------|
| Dylan Carlson | 5 RBI shy of 200 |
| Jackson Holliday | 4 R shy of 100 |
| Ryan Mountcastle | 3 HR shy of 100 |
| Jordan Westburg | 4 XBH shy of 100 |

| THIS DATE IN O'S HISTORY | |
|---|--|
| September 20, 1958 - Knuckleballer Hoyt Wilhelm pitches the first no-hitter in Orioles history, beating the Yankees, 1-0, at Memorial Stadium. | |
| September 20, 1966 - Frank Robinson hits his 47 th home run of the season at Kansas City, breaking Jim Gentile's club record of 46 set in 1961. Robinson would hit 49, a record that stood until Brady Anderson hit 50 in 1996 and Chris Davis hit 53 in 2013. | |
| September 20, 1970 - Jim Palmer joins teammates Mike Cuellar and Dave McNally to the 20-win club as the Orioles become the first team with three 20-game winners since Cleveland in 1956 (Early Wynn, Bob Lemon, Herb Score). | |
| September 20, 1998 - Prior to the last home game of the year, Cal Ripken, Jr. asks O's Manager Ray Miller to take him out of the lineup, ending Ripken's major league record of consecutive games played at 2,632. | |

| UPCOMING SCHEDULE | | | | | |
|---|-------------|--------------|------------------------------|-------------------------------|------|
| DATE | OPPONENT | TIME | ORIOLES STARTER | OPPONENT STARTER | TV |
| September 21 | NEW YORK-AL | 1:35 p.m. ET | RHP Kyle Bradish (1-1, 2.45) | RHP Cam Schlitler (3-3, 3.41) | MASN |
| September 22 | OFF DAY | | | | |
| MASN and MASN2 games can also be streamed locally via MASN+ ...All games broadcast on the Orioles Radio Network and 98 Rock 97.9 FM/HD2 & WBAL NewsRadio 1090 AM/101.5 FM | | | | | |

#19 TOMOYUKI SUGANO RHP



10-8, 4.39 ERA

HT: 6-1 WT: 200
DOB: 10/11/89 Age: 35
Bats: R Throws: R

| PITCH TYPE (2025) | USAGE | AVG. VELOCITY |
|-------------------|-------------|---------------|
| Splitter | 23.5% | 87.3 mph |
| Sweeper | 19.6% | 83.6 mph |
| Fastball | 19.0% | 92.7 mph |
| Sinker | 15.3% | 92.9 mph |
| Cutter | 12.7% | 88.2 mph |
| Curveball | 9.9% | 78.2 mph |

QUICK HITS: Set to make his 29th career MLB start...Is the third-ever Japanese player for the Orioles, joining right-handed relievers **Shintaro Fujinami** (2023) and **Koji Uehara** (2009-11)...In his March 30 debut at Toronto, at 35 years, 170 days old, became the oldest Japanese player to make his MLB debut since NYM's Ken Takahashi (40-016) on May 2, 2009 at Philadelphia...Is the 10th Japanese-born rookie pitcher to record 10+ wins in a season (last: CHC's Shota Imanaga in 2024 - 15 W).

LAST TIME OUT: Did not factor into the decision on September 13 at Toronto after throwing 6.0 innings of one-run ball, allowing four hits (1 HR) with zero walks and four strikeouts...Threw 63 pitches, 45 strikes.
⚡ Became the second Oriole starter in franchise history (since 1954) to complete 6.0 innings on 63 pitches or fewer, joining **Mark Williamson** on April 29, 1988 at Chicago-AL (6.0 IP, 3 H, 0 R, 0 BB, 2 K, 61 P).

BATTLING THE EVIL EMPIRE: Set to make his third start against the Yankees, having gone 1-0 with a 3.12 ERA (3 ER/8.2 IP)...Struck out a career-high-tying eight hitters (also 7/27 vs. COL) in his April 28 start opposite New York at Camden Yards.

TAKING ON THE LEGENDS: In each of his prior three starts, Sugano took on a trio of 200+ game winners in SF's Justin Verlander (265 W), LAD's Clayton Kershaw (222 W), and TOR's Max Scherzer (221 W).
⚡ According to the *Elias Sports Bureau*, the last MLB starter to make three straight outings against opponents with 200+ career wins was WSH's Jason Bergmann, who faced Tom Glavine and made back-to-back start opposite Jamie Moyer from September 25, 2007-April 3, 2008.
⚡ The last occurrence in a single season was FLA's Scott Olsen from September 8-24, 2006...Olsen faced both Glavine and Moyer twice during a four-start stretch during that period.

UPS AND DOWNS: Prior to making his 10th quality start of the year in his last start at Toronto, Sugano posted a 10.22 ERA (14 ER/12.1 IP) in his previous three starts with opponents slashing .397/.419/.776 (23-for-58)...That followed a five-start stretch from July 27-August 19 in which he went 3-0 with a 1.91 ERA (6 ER/28.1 IP) and opponents slashing .214/.265/.301 (22-for-103).
⚡ Left-handed hitters are 15-for-41 (.366) with one double, one triple, six home runs, and 11 RBI against him over his last four outings...During his previous five starts, Sugano limited lefties to a .192 (10-for-52) average with three doubles, one triple, zero home runs, and one RBI.

WISE BEYOND HIS YEARS: Sugano has made five starts of 7.0+ innings, the most among all MLB rookies ahead of ATH's Jacob Lopez (4 GS).
⚡ Sugano's 10 wins and 149.2 innings both rank second among all MLB rookies behind CHC's Cade Horton (11 W) and NYY's Will Warren (157.1 IP), respectively... He is seeking to become the fourth O's pitcher to lead all rookies in wins and innings in a season in club history (since 1954) along with **Daniel Cabrera** (2004), **Wally Bunker** (1964), and **Chuck Estrada** (1960), per *Stats Perform*.

HOME RUN HOMEWORK: Sugano has permitted a total of 22 home runs from innings one through three, the most in MLB ahead of WSH's Jake Irvin (20 HR).
⚡ Of the 28 homers he has allowed overall, 20 have been solo shots and four have come with one runner on base...The 20 solo homers are fifth most MLB behind CIN's Zack Littell (26 HR), CHC's Shota Imanaga (24 HR), and ATH's Jeffrey Springs/SEA's Bryan Woo (both 21 HR).
⚡ The 20 solo shots are the most allowed by an Orioles starter since **Gabriel Ynoa** (23 HR) in 2019.

TOP OF MIND: Opposing one-hole hitters are slashing .368/.422/.632 (28-for-76) with six home runs off Sugano...His 1.053 OPS allowed against one-hole hitters is fourth highest in the majors (min. 75 BF) ahead of COL's Kyle Freeland (1.162 OPS), MIN's Taj Bradley (1.157 OPS), and CWS' Shane Smith (1.075 OPS).

2025 & CAREER SPLITS

| 2025 | | | | | | | CAREER (NPB) | | | | | | |
|-----------|------|------|-------|------|----|-----|--------------|------|---------|-------|-----|------|--|
| | W-L | ERA | G/S | IP | ER | | W-L | ERA | G/S | IP | ER | | |
| Home | 7-4 | 4.31 | 14/14 | 77.1 | 37 | | *66-35 | 2.19 | 126/126 | 879.1 | 214 | | |
| Road | 3-4 | 4.48 | 14/14 | 72.1 | 36 | | *57-33 | 2.54 | 123/122 | 801.2 | 226 | | |
| Day | 3-5 | 4.78 | 13/13 | 64.0 | 34 | | | n/a | | | | | |
| Night | 7-3 | 4.10 | 15/15 | 85.2 | 39 | | | n/a | | | | | |
| | | | | | | | | | | | | | |
| | AVG | AB | H | HR | BB | K | AVG | AB | H | HR | BB | K | |
| vs. Left | .275 | 313 | 86 | 19 | 20 | 52 | *.232 | 3320 | 769 | 61 | 162 | 672 | |
| vs. Right | .271 | 280 | 76 | 9 | 15 | 48 | *.211 | 3006 | 633 | 71 | 148 | 758 | |
| TOTALS | .273 | 593 | 162 | 28 | 35 | 100 | .224 | 7013 | 1568 | 142 | 347 | 1585 | |

*season split breakdown since 2014

| RUN SUPPORT (as starter in '25) | RUNS ALLOWED BY INNING IN 2025 | MISCELLANEOUS 2025 STATS |
|------------------------------------|--------------------------------------|-----------------------------|
| 0 Runs 7 | 1 st 20 | WHIP1.32 |
| 1 Run 3 | 2 nd 16 | K/96.01 |
| 2 Runs 2 | 3 rd 15 | BB/92.10 |
| 3 Runs 7 | 4 th 12 | QS 10 |
| 4 Runs 3 | 5 th 9 | #P/IP16.1 |
| 5 Runs 2 | 6 th 3 | |
| 6 Runs 2 | 7 th 2 | <u>Opponents</u> |
| 7 Runs 1 | 8 th 0 | AVG273 |
| 8 Runs 1 | 9 th -- | OBP319 |
| 9 Runs -- | Total 77 | SLG460 |
| 10+ Runs..... -- | | OPS779 |
| Total 77 | | |
| RSA/9 4.63 | | |

2025 HIGHS

Innings: 7.1, 5/9 at LAA
Hits: 10, 2x, last: 8/31 at SF
Runs: 7, 2x, last: 8/31 at SF
Earned Runs: 7, 2x, last: 8/31 at SF
Strikeouts: 8, 2x, last: 7/27 vs. COL
Walks: 4, 7/21 at CLE
Home Runs: 3, 2x, last: 9/7 vs. LAD
Winning Streak: 4, 7/10 (G2)-8/14
Losing Streak: 3, 8/25-pres.
Shortest Start: 3.0 IP, 9/7 vs. LAD
Pitches Thrown: 103, 4, 5/15 vs. MIN
Low-Hit CG: --

*CAREER HIGHS (NPB)

Innings: 9.0, 38x, last: 7/28/24 at DNA
Hits: 12, 4/25/19 at YAK
Runs: 10, 5/15/19 vs. HAN
Earned Runs: 9, 6/24/16 at DNA
Strikeouts: 13, 2x, last: 5/11/18 vs. CHN
Walks: 5, 6/10/16 at FUK
Home Runs: 4, 7/18/22 at YAK
Winning Streak: 13, 6/19-10/6/20
Losing Streak: 4, 4/30-8/26/20
Shortest Start: 0.1 IP, 7/17/23 vs. YAK
Pitches Thrown: N/A
Low-Hit CG: 2, 3x, last: 4/28/18 vs. YAK

*game logs available beginning in 2014

SUGANO vs. NYY

| PLAYER | AVG | AB | H | HR | RBI |
|--------------|------|----|---|----|-----|
| Bellinger | .500 | 2 | 1 | 0 | 0 |
| Caballero | .000 | 3 | 0 | 0 | 0 |
| Chisholm Jr. | .333 | 3 | 1 | 0 | 1 |
| Dominguez | .667 | 3 | 2 | 0 | 1 |
| Goldschmidt | .000 | 5 | 0 | 0 | 0 |
| Grisham | .200 | 5 | 1 | 0 | 0 |
| Judge | .800 | 5 | 4 | 1 | 1 |
| McMahon | .— | — | — | — | — |
| Rice | .— | — | — | — | — |
| Rosario | .— | — | — | — | — |
| Slater | .— | — | — | — | — |
| Stanton | .500 | 2 | 1 | 0 | 0 |
| Volpe | .000 | 4 | 0 | 0 | 0 |
| Wells | .250 | 4 | 1 | 0 | 0 |

RODÓN vs. BAL

| PLAYER | AVG | AB | H | HR | RBI |
|-------------|------|----|---|----|-----|
| Basallo | .— | — | — | — | — |
| Beavers | .— | — | — | — | — |
| Carlson | .143 | 7 | 1 | 0 | 1 |
| Cowser | .000 | 3 | 0 | 0 | 0 |
| Henderson | .222 | 9 | 2 | 2 | 3 |
| Holliday | .— | — | — | — | — |
| A. Jackson | .000 | 4 | 0 | 0 | 0 |
| J. Jackson | .— | — | — | — | — |
| Mateo | .800 | 5 | 4 | 1 | 1 |
| Mayo | .— | — | — | — | — |
| Mountcastle | .429 | 7 | 3 | 1 | 2 |
| O'Neill | .333 | 9 | 3 | 1 | 3 |
| Vázquez | .— | — | — | — | — |
| Westburg | .500 | 4 | 2 | 0 | 2 |

SUGANO'S 2025 STARTS

| DATE | OPP | SCORE | WHEN LEFT | DEC | IP | H | R | ER | BB | K | HR | PIT | STR |
|-----------|---------|-------|-----------|-----|------|-------|-----|----|----|----|----|------|--------------|
| 3/30 | at TOR | 1-3 | 1-2 | L | 4.0 | 4 | 2 | 2 | 2 | 1 | 0 | 73 | 45 |
| 4/5 | at KC | 8-1 | 6-1 | W | 5.1 | 5 | 1 | 1 | 1 | 4 | 1 | 89 | 59 |
| 4/12 | vs. TOR | 5-4 | 0-3 | ND | 4.2 | 8 | 3 | 3 | 2 | 0 | 1 | 73 | 45 |
| 4/17 | vs. CLE | 6-2 | 6-2 | W | 7.0 | 5 | 2 | 2 | 0 | 3 | 2 | 87 | 55 |
| 4/23 | at WSH | 3-4 | 3-3 | ND | 7.0 | 5 | 3 | 3 | 0 | 1 | 2 | 94 | 56 |
| 4/28 | vs. NYY | 4-3 | 4-0 | W | 5.0 | 5 | 0 | 0 | 1 | 8 | 0 | 95 | 59 |
| 5/3 | vs. KC | 0-4 | 0-2 | L | 6.0 | 4 | 2 | 2 | 2 | 4 | 1 | 79 | 53 |
| 5/9 | at LAA | 4-1 | 3-1 | W | 7.1 | 3 | 1 | 1 | 0 | 5 | 0 | 93 | 65 |
| 5/15 | vs. MIN | 0-4 | 0-4 | L | 6.1 | 6 | 4 | 4 | 1 | 3 | 2 | 103 | 62 |
| 5/21 | at MIL | 8-4 | 1-2 | ND | 6.0 | 5 | 2 | 2 | 1 | 3 | 1 | 88 | 60 |
| 5/27 | vs. STL | 4-7 | 4-3 | ND | 5.1 | 8 | 3 | 3 | 0 | 3 | 1 | 91 | 59 |
| 6/3 | at SEA | 5-1 | 3-1 | W | 7.0 | 5 | 1 | 1 | 1 | 5 | 1 | 90 | 58 |
| 6/8 | at ATH | 1-5 | 1-4 | L | 4.1 | 8 | 4 | 3 | 1 | 2 | 0 | 87 | 56 |
| 6/14 | vs. LAA | 6-5 | 3-3 | ND | 4.2 | 6 | 3 | 3 | 2 | 4 | 1 | 80 | 46 |
| 6/20 | at NYY | 5-3 | 2-3 | ND | 3.2 | 7 | 3 | 3 | 3 | 4 | 1 | 89 | 56 |
| 6/27 | vs. TB | 22-8 | 5-7 | W | 5.0 | 9 | 7 | 7 | 1 | 2 | 3 | 86 | 54 |
| 7/2 | at TEX | 0-6 | 0-6 | L | 4.2 | 10 | 6 | 6 | 1 | 5 | 2 | 79 | 51 |
| 7/10 (G2) | vs. NYM | 7-3 | 5-3 | W | 6.0 | 4 | 3 | 3 | 3 | 2 | 0 | 99 | 60 |
| 7/21 | at CLE | 5-10 | 5-4 | ND | 3.2 | 6 | 4 | 3 | 4 | 4 | 1 | 90 | 50 |
| 7/27 | vs. COL | 5-1 | 4-1 | W | 6.0 | 4 | 1 | 1 | 2 | 8 | 1 | 91 | 63 |
| 8/2 | at CHC | 4-3 | 0-3 | ND | 5.0 | 5 | 3 | 3 | 1 | 5 | 0 | 95 | 58 |
| 8/8 | vs. ATH | 3-2 | 3-1 | W | 7.0 | 5 | 1 | 1 | 2 | 4 | 0 | 91 | 56 |
| 8/14 | vs. SEA | 5-3 | 5-0 | W | 5.1 | 3 | 1 | 1 | 1 | 2 | 0 | 81 | 51 |
| 8/19 | at BOS | 4-3 | 3-1 | ND | 5.0 | 5 | 1 | 0 | 0 | 3 | 0 | 85 | 54 |
| 8/25 | vs. BOS | 3-4 | 3-4 | L | 6.0 | 6 | 4 | 4 | 2 | 6 | 2 | 87 | 55 |
| 8/31 | at SF | 2-13 | 0-7 | L | 3.1 | 10 | 7 | 7 | 1 | 4 | 1 | 80 | 48 |
| 9/7 | vs. LAD | 2-5 | 0-3 | L | 3.0 | 7 | 4 | 3 | 0 | 1 | 3 | 67 | 42 |
| 9/13 | at TOR | 4-5 | 2-1 | ND | 6.0 | 4 | 1 | 1 | 0 | 4 | 1 | 63 | 45 |
| TOTALS | | | | | 10-8 | 149.2 | 162 | 77 | 73 | 35 | 28 | 2405 | 1521 (63.0%) |

TOMORROW'S STARTER: RHP KYLE BRADISH (1-1, 2.45)

LAST TIME OUT: Earned his first win of the season on September 15 at Chicago-AL after tossing 5.0 innings of one-run ball, scattering four hits and four walks with nine strikeouts...Has allowed four hits in each of his four starts in 2025 and has allowed four or fewer hits in 11 of 12 starts since the beginning of 2024.

vs. NEW YORK-AL: Has made five career starts opposite the Yankees, going 1-1 with a 3.24 ERA (9 ER/25.0 IP)...Last faced New York at Oriole Park at Camden Yards on May 2, 2024 and did not factor into the decision...Worked 4.2 innings, allowing one run on four hits, two walks, and one hit batter with five strikeouts.

BIRDS IN THE BULLPEN



| PITCHER | LAST OUTING | DEC. | IP | H | R | ER | BB | K | RETIRED/1 ST BF | IR/SCORED | SV/OPP | INNINGS-HIGH | STRIKEOUTS-HIGH |
|-------------|-----------------------|-------|-------|-----|-----|-----|-----|-----|----------------------------|-----------|--------|------------------------------------|----------------------------|
| Akin | 9/19 vs. NYY | SV | 1.0 | 0 | 0 | 0 | 0 | 2 | 40/58 | 35/6 | 8/14 | 2.0 (5x, last: 9/3 at SD) | 3 (3x, last: 8/24 vs. HOU) |
| Cano | 9/18 vs. NYY | ND | 1.0 | 1 | 0 | 0 | 1 | 1 | 38/62 | 20/10 | 2/7 | 1.1 (4x, last: 8/31 at SF) | 3 (2x, last: 6/21 at NYY) |
| Castillo | 9/18 vs. NYY | ND | 1.2 | 1 | 0 | 0 | 0 | 3 | 13/25 | 15/3 | -/- | 2.0 (3x, last: 8/29 vs. MIA w/NYM) | 3 (3x, last: 9/18 vs. NYY) |
| Enns | 9/19 vs. NYY | HLD | 1.0 | 2 | 2 | 2 | 0 | 1 | 11/19 | 6/2 | 2/2 | 3.0 (2x, last: 9/15 at CWS) | 5 (8/6 at PHI) |
| Espada | 9/24/23 at STL (w/SD) | ND | 1.0 | 0 | 0 | 0 | 2 | 2 | -/- | -/- | -/- | - | - |
| Garcia | 9/19 vs. NYY | HLD | 1.0 | 1 | 0 | 0 | 1 | 1 | 16/25 | 13/3 | -/- | 2.2 (2x, last: 7/18 at ATL w/NYY) | 4 (7/28 at SD w/NYM) |
| Hiraldo | 9/17 at CWS | HLD | 1.0 | 0 | 0 | 0 | 0 | 1 | 10/14 | 7/4 | 0/1 | 2.0 (7/29 [G2] vs. TOR) | 2 (3x, last: 9/16 at CWS) |
| Strowd | 9/18 vs. NYY | ND | 1.0 | 0 | 0 | 0 | 0 | 2 | 16/22 | 6/0 | -- | 2.0 (2x, last: 8/28 vs. BOS) | 2 (6x, last: 9/18 vs. NYY) |
| 2025 TOTALS | 4.60 ERA | 25-31 | 569.1 | 550 | 326 | 291 | 261 | 592 | 354/514 | 206/54 | 38/58 | 7.0 (Kremer, 6/12 vs. DET) | 10 (Povich, 8/16 at HOU) |

45 • KEEGAN AKIN • LHP4-4 • 8 SV • 3.10 ERA • 61 G (3 GS)

WHIP: 1.34K/9: 8.56BB/9: 4.57
vs. ALL: .229 (51-for-223)vs. LHB: .270 (24-for-89)vs. RHB: .201 (27-for-134)

⚡ Worked 1.0 perfect inning with two strikeouts to secure his career-high eighth save of the year on 9/19 vs. NYY...Has recorded a save in three consecutive outings for the first time in his career...Has converted all five save opportunities this month after blowing three of four from 8/10-27

⚡ Secured his career-high 16th hold of the season on 9/13 at TOR...Only recorded 12 holds through his first 142 career relief appearances from 2020-24

⚡ His 17.1 percent inherited runner scored rate (6 IRS, 35 IR) ranks sixth in MLB...Has allowed five of those to score (11 IR) since 8/13

⚡ Has issued 13 walks in 22 appearances since returning from the IL on 7/29 after walking 10 batters in the previous 24 games from 5/4-6/30

⚡ Owns a 2.00 ERA (4 ER/18.0 IP) across his last 16 games since 8/13 after registering a 6.75 ERA (7 ER/9.1 IP) over his 10 prior outings from 6/24-8/10

⚡ Opponents are 7-for-65 (.108) with 18 strikeouts against his changeup and 14-for-62 (.226) with 17 strikeouts against his slider, compared to 30-for-96 (.313) with 23 punchouts off his fastball, his most-utilized offering (50.8%)

⚡ His 39.5 percent groundball rate is his highest since 2022 (50.0%, career high)

⚡ Owns a 1.91 ERA (6 ER/28.1 IP) in 28 away games (2 GS) compared to a 4.13 ERA (15 ER/32.2 IP) in 33 games (1 GS) at Oriole Park

78 • YENNIER CANO • RHP3-7 • 2 SV • 5.00 ERA • 62 G

WHIP: 1.46K/9: 8.50BB/9: 3.83
vs. ALL: .276 (56-for-203)vs. LHB: .333 (27-for-81)vs. RHB: .238 (29-for-122)

⚡ Completed 1.0 scoreless inning on one hit and one walk with one strikeout on 9/18 vs. NYY...Has a 3.00 ERA (4 ER/12.0 IP) in 14 games since 8/16...Posted an 8.00 ERA (16 ER/18.0 IP) in his previous 19 games from 6/18-8/13

⚡ His seven losses are the most by an O's reliever since 2019 (9 L, Paul Fry)

⚡ Held a six-game scoreless appearance streak from 8/26-9/7 (6.1 IP), tied for his second-longest stretch of the year (also 6/4-15, 5.0 IP)

⚡ Is 2-3 with a 3.51 ERA (10 ER/25.2 IP) in 29 away games this season compared to 1-4 with a 6.35 ERA (20 ER/28.1 IP) in 33 home games

⚡ Opponents are batting .282 (20-for-71) against him with no outs and .367 (11-for-30) with runners in scoring position and two outs

⚡ Opponents are batting .417 (15-for-36) off his changeup this season...Used the pitch 13.1 percent (115-of-881) of the time through 7/31, but has only thrown the pitch eight times since 8/1

⚡ Has limited opponents to a .227 (20-for-88) clip with 17 strikeouts against his sinker

⚡ Is holding opposing hitters to a .182 average (12-for-66) and .415 OPS when ahead in the count compared to .451 (23-for-51) and 1.387 OPS when behind

66 • JOSÉ CASTILLO • LHP2-2 • 4.10 ERA • 25 G

WHIP: 1.75K/9: 8.89BB/9: 3.76
vs. ALL: .327 (35-for-107)vs. LHB: .386 (17-for-44)vs. RHB: .286 (18-for-63)

⚡ Made his Orioles debut on 9/18 vs. NYY, tossing 1.2 scoreless innings on one hit with a season-high-tying three strikeouts (3x, last: 7/25 at SF w/NYM)...Stranded an inherited runner...Activated on 9/16 after being claimed off waivers from the Mariners on 9/15...Was designated for assignment by Seattle on 9/12

⚡ Prior to making his Orioles debut, he earned the win in his last game on 9/11 vs. LAA (w/SEA) after allowing an unearned run on two hits and one walk (IBB) in the 12th inning of a 7-6 Mariners walk-off win

⚡ In three games (3.0 IP) with the Mariners from 9/7-11, did not allow an earned run, but held a 1.67 WHIP

⚡ Has pitched in 25 games between four teams this season, going 2-2 with a 4.10 ERA (12 ER/26.1 IP) on 35 hits (3 HR) and 11 walks with 26 strikeouts

⚡ Appeared in games with New York-NL (16 G), Arizona (5 G), and Seattle (3 G) this year...Made 40 career relief appearances with San Diego between 2018-23

⚡ Originally signed as an international free agent by Tampa Bay on 7/7/12

71 • DIETRICH ENNS • LHP3-3 • 2 SV • 4.36 ERA • 22 G (3 GS)

WHIP: 1.41K/9: 9.14BB/9: 2.91
vs. ALL: .275 (47-for-171)vs. LHB: .367 (22-for-60)vs. RHB: .225 (25-for-111)

⚡ Notched his fourth hold of the season on 9/19 vs. NYY after allowing two runs on two hits (1 HR) with one strikeout...Both runs scored after surrendering a two-run homer to Jazz Chisholm Jr....Has given up four homers in his last eight games since 8/23 after not allowing one in his previous 12 games from 7/9-8/18

⚡ Recorded his second save of the year on 9/15 at CWS after working a season-high-tying 3.0 perfect innings of relief (2x, last: 7/9 vs. TB) with four strikeouts...Is the first Oriole with a 3.0+-inning save since Cole Irvin (3.0 IP, 9/2/24 vs. CWS) and the first O's reliever to toss 3.0+ perfect innings out of the 'pen since Keegan Akin (3.0 IP, 6/14/24 vs. PHI)

⚡ Made six consecutive relief outings of more than one inning from 8/23-9/15, tied with Scott Blewett (4/15-6/20) for the longest stretch by an Oriole this year

⚡ Since making his O's debut on 8/3, his seven relief outings of 2.0+ innings are tied for second most in MLB behind CWS' Mike Vasil (8 G)

⚡ Threw 2.0+ innings in five consecutive appearances (1 GS) from 8/23-9/9, the longest stretch of his career

⚡ Earned his career-high third win of the year on 9/9 vs. PIT after tossing scoreless 10th and 11th innings on one walk with two strikeouts

⚡ On 8/14 vs. SEA, became the eighth different Oriole to earn a save this year

⚡ Tallied 12 punchouts over four games from 8/3-13, his most in a four-game span since 9/11-24/21 (also 12 K)...Also struck out multiple hitters in at least four straight games in a single season for the second time in his career (6 G, 8/11-9/16/21)

⚡ Has completed more than 1.0 inning in 13 of his 19 relief outings this year

72 • JOSE ESPADA • RHPSEASON DEBUT

WHIP: --K/9: --BB/9: --
vs. ALL: --vs. LHB: --vs. RHB: --

⚡ Recalled from Triple-A Norfolk prior to yesterday's game...Was signed to a minor league contract by the Orioles on 7/26 before being selected to the 40-man roster and optioned to Triple-A Norfolk on 8/11

⚡ Has pitched in 16 games with the Tides this season, going 2-2 with three saves and a 5.94 ERA (11 ER/16.2 IP) on eight hits (3 HR) and 11 walks with 25 strikeouts

⚡ Allowed at least one run in each of his first three outings with Norfolk before completing seven straight scoreless outings from 8/6-27...Opened September with three straight scoreless outings before allowing seven runs (5 ER) on three hits (1 HR) and four walks with two strikeouts over his last two games with Norfolk

⚡ Began the 2025 season with Double-A San Antonio, posting a 1-1 record with three saves and a 2.42 ERA (6 ER/22.1 IP) across 17 relief outings before being promoted to Triple-A El Paso on 6/10...Appeared in 12 games with El Paso, going 2-0 with a 4.80 ERA (8 ER/15.0 IP) before being released on 7/22

⚡ Made his first and only major league appearance on 9/24/23 vs. STL (w/SD), completing 1.0 scoreless inning on two walks with two strikeouts

⚡ Originally selected by the Blue Jays in the fifth round of the 2015 First-Year Player Draft out of Jose Collazo Colon High School in Ponce, Puerto Rico

50 • RICO GARCIA • RHP0-1 • 3.19 ERA • 26 G (1 GS)

WHIP: 1.10K/9: 9.58BB/9: 2.61
vs. ALL: .217 (25-for-115)vs. LHB: .157 (8-for-51)vs. RHB: .266 (17-for-64)

⚡ Secured his 10th hold of the year on 9/19 vs. NYY after spinning 1.0 scoreless inning on one hit and one walk with one strikeout...Nine of his 10 holds this year have come in 14 games since 8/19

⚡ Holding right-handed batters to a .273 (3-for-11) average in eight games this month after they hit .429 (12-for-28) in nine August games

⚡ Has inherited the based loaded with no outs twice and did not yield a run either time (8/19 at BOS & 9/2 at SD)

⚡ Allowed one hit in 1.0 scoreless inning on 8/12 vs. SEA...Was his first outing with the O's this season after pitching in six games for the club in 2022...Claimed off waivers from the Mets on 8/5 after being designated for assignment on 8/3

⚡ Opponents are hitting .333 (7-for-21) against his curveball despite owning a .223 xBA on the offering...Opponents are also slugging .333 against the pitch, despite holding an xSLG of .264...Hitters are 18-for-94 (.191) against his three other pitches combined (four-seam fastball, changeup, slider)

⚡ Owns career highs in strikeout rate (26.4%) and groundball rate (48.2%) while posting a career-low 7.2 percent walk rate

⚡ Has also pitched this season for the Mets (8 G) and Yankees (1 G)

76 • YARAMIL HIRALDO • RHP0-0 • 4.86 ERA • 14 G

WHIP: 1.20K/9: 8.10BB/9: 3.78
vs. ALL: .213 (13-for-61)vs. LHB: .280 (7-for-25)vs. RHB: .167 (6-for-36)

⚡ Recorded his second straight hold on 9/17 at CWS after tossing 1.0 perfect inning with one strikeout...Notched his first career hold on 9/16 at CWS after pitching 1.1 scoreless innings on one walk with a career-high-tying two strikeouts (3x, last: 8/19 at BOS)

⚡ Recalled from Triple-A Norfolk on 9/15, marking his sixth stint on the active roster

⚡ Tossed four perfect outings through five appearances from 8/15-8/23

⚡ Opponents are hitting .333 (8-for-24) with four homers against his fastball compared to a combined .135 average (5-for-37) with no homers off his slider and changeup

⚡ Blew his first career save opportunity after surrendering a game-tying two-run home run to Nathaniel Lowe in the ninth inning on 8/19 at BOS...Walked a career-high four batters while striking out two...Entered the outing with one career walk

⚡ Five of his nine career earned runs have scored via home run

⚡ Hitters are 5-for-35 (.143) with one or no outs compared to 8-for-26 (.308) with two outs

⚡ Became the sixth Oriole to make their major league debut this season on 5/27 vs. STL, allowing one hit and striking out one batter in 1.1 innings

57 • KADE STROWD • RHP0-0 • 1.50 ERA • 22 G

WHIP: 1.17K/9: 7.13BB/9: 4.50
vs. ALL: .193 (16-for-83)vs. LHB: .188 (6-for-32)vs. RHB: .196 (10-for-51)

⚡ Spun 1.0 perfect inning with a career-high-tying two strikeouts (6x, last: 9/15 at CWS)...Five of his six multi-strikeout games have come in his last 10 appearances since 8/28

⚡ Four of his eight September outings have been perfect, but has allowed nine baserunners across the four other appearances (1.50 WHIP)

⚡ Pitched a career-high nine straight scoreless appearances (9.0 IP) from 8/19-9/11 despite having left with the bases loaded and no outs twice in that span (8/16 at BOS & 9/2 at SD)

⚡ Has held lefties hitless (0-for-13) since 8/31 after they went 6-for-19 (.316) from 5/18-8/28

⚡ Has walked 12 batters in 24.0 innings this year...Holds a 13.9 percent walk rate (11 BB/79 BF) since being recalled on 7/24

⚡ Recalled prior to the game on 7/24, marking his fourth stint on the active roster

⚡ Holding opponents to a .176 average (6-for-34) with runners on base

⚡ Made his major league debut on 5/18 vs. WSH, allowing one run on two hits with one strikeout in 1.0 inning

| 29 • SAMUEL BASALLO • C/1B (L) | | .185 • 3 HR • 14 RBI | |
|---------------------------------------|---|------------------------------------|--|
| Current Streak: 1 G (1-4; since 9/19) | | 2025 High: 2 G (5x, last: 9/15-16) | |
| Last Game: 1-4, RBI | | Homestand: 2 G, 1-7, RBI, K | |
| 🔥 | Has hit safely in five of seven games since 9/12, including an XBH (2 2B, HR) in three of those...Has three home runs in 16 games since 8/30...Nine of his hits are XBH (6 2B, 3 HR) | | |
| 🔥 | Tied a career high with two runs scored on 9/15 at CWS (also 8/30 at SF) | | |
| 🔥 | Has two of the O's walk-offs this season (9/8 vs. PIT, 1B; 9/5 vs. LAD, HR)...His homer was the first walk-off home run of the year for the Orioles...Became the youngest Oriole in franchise history to hit a walk-off homer and the first Oriole whose first home run at home was a walk-off since Henry Urrutia on 8/19/15 vs. NYM | | |
| 🔥 | Hit his first career MLB homer in the fourth inning on 8/30 at SF...At 21 years, 17 days old, became the youngest player to homer in the majors in 2025 | | |
| 🔥 | Hitting .222 (10-for-45) with five doubles and one homer off fastballs compared to .149 (7-for-47) and two homers combined against other pitches | | |
| 🔥 | Agreed to an eight-year contract extension thru 2033 with a club option for 2034 on 8/22 | | |
| 🔥 | Made his major league debut on 8/17 at HOU...Became the ninth Oriole with 2+ RBI in their MLB debut (last: Joey Ortiz, 4/27/23 at DET)...Was hit by a pitch in his first plate appearance, the first such occurrence in O's history...At 21 years, 4 days old, became the youngest position player to appear in an MLB game this season | | |
| 🔥 | At 21 years, 5 days old on 8/18 at BOS, became the youngest player to catch for the Orioles since Andy Etchebarren on 9/30/62 (19-102) | | |

| 12 • DYLAN BEAVERS • OF (L) | | .267 • 3 HR • 13 RBI | |
|---|--|------------------------------------|--|
| Current Streak: 0-for-last-4 (since 9/17) | | 2025 High: 3 G (4x, last: 9/10-12) | |
| Last Game: 0-3, BB, K | | Homestand: 1 G, 0-3, BB, K | |
| 🐼 | Drew a career-high three walks on 9/13 at TOR...Joins Glenn Gulliver (23 BB, 1982) as the only O's in team history (since 1954) to have 22+ walks through first 28 career games | | |
| 🐼 | Is the third Oriole in club history (since 1954) to reach safely 45 times (23 H, 22 BB) in their first 28 career games (w/PA), joining Billy Ripken (48 TOB, 1987) and Curtis Goodwin (45 TOB, 1995) | | |
| 🐼 | Since making his MLB debut on 8/16, leads all qualified MLB rookies in walks (22) and on-base percentage (.417) | | |
| 🐼 | On 9/10 vs. PIT, delivered his first career walk-off (1B) in the 10 th inning | | |
| 🐼 | On 8/21 vs. HOU, hit his first MLB homer, becoming the sixth Oriole to homer in their first home plate appearance with the team (last: J. Fiorentino, 5/20/05 vs. PHI) | | |
| 🐼 | On 8/18 at BOS, reached base safely four times (2 H, 2 BB) | | |
| 🐼 | Made his MLB debut on 8/16 at HOU after having his contract selected from Triple-A | | |

| 15 • DYLAN CARLSON • OF (S) | | .208 • 6 HR • 20 RBI | |
|---|--|---------------------------|--|
| Current Streak: 1 G (2-4; since 9/16) | | 2025 High: 6 G (5/28-6/4) | |
| Last Game: 0-0 (PR in 8 th) | | Homestand: 1 G, 0-0 | |
| ⚡ Went 2-for-4 with a double on Tuesday at CWS...Began the month 2-for-19 with 0 XBH | | | |
| ⚡ Had a season-long 10-game on-base streak from 8/19-9/10, his longest since 2023 | | | |
| ⚡ Notched his third multi-walk effort of the year on 9/3 at SD (last: 2 BB, 8/14 vs. SEA)... Twelve of his 19 walks this season have come in 19 games since 8/14 | | | |
| ⚡ Has five doubles in his last 16 games after having none in his previous 27 games | | | |
| ⚡ Since 8/12, is 14-for-55 (.255) with four doubles, one triple, two homers, and 12 walks...Went 2-for-53 (.038) in the previous 20 games from 6/24-8/10 | | | |

| 17 • COLTON COWSER • OF (L) | | .199 • 15 HR • 38 RBI | |
|---------------------------------------|--|----------------------------|--|
| Current Streak: 1 G (1-4; since 9/19) | | 2025 High: 7 G (8/19-26) | |
| Last Game: 1-4, 2B, K | | Homestand: 1 G, 1-4, 2B, K | |
| 🔥 | Recorded his 11 th stolen base of the season Tuesday at CWS...Is one of four players in MLB with 11+ stolen bases without being caught stealing, joining MIN's Byron Buxton (24 SB), TOR's George Springer (16 SB), and LAD's Hyeoseong Kim (13 SB)...Cowser would become the first Oriole in franchise history (since 1954) with 10+ SB and 0 CS in a season, surpassing Al Smith (9 SB in 1963) | | |
| 🔥 | In 20 games since 8/27, is 8-for-71 (.113) with two doubles, three homers, and 36 strikeouts...His 60 strikeouts since the start of August are fourth most in MLB | | |
| 🔥 | Hit a three-run home run in the sixth inning to break a 1-1 tie on Monday at CWS, his third career go-ahead homer in the sixth or later (6/19 at TB, 6/7 at ATH, both in 6 th)...Homed in consecutive games for the seventh time in his career from 9/14-15 and for the third time this year (last: 8/22-23) | | |
| 🔥 | Has six homers in 25 games since 8/22 after having one in his previous 30 games | | |
| 🔥 | Eleven of his 15 homers this season have been off fastballs | | |
| 🔥 | His eight DRS rank second on the team behind Adley Rutschman (10 DRS) | | |

| 2 • GUNNAR HENDERSON • INF (L) | | .276 • 16 HR • 65 RBI | |
|--|--|--|--|
| Current Streak: 4 G (8-17; since 9/16) | | 2025 High: 14 G (6/5-20) | |
| Last Game: 2-3, 2B, R, RBI, BB, K | | Homestand: 2 G, 3-7, 2B, R, RBI, BB, K | |
| 🔥 | Last night, tallied his 500 th career hit and 100 th career double...In his 489 th career game, became the seventh fastest to 500 career hits in team history (since 1954) | | |
| 🔥 | Is 12-for-33 (.364) over his last nine games after going 1-for-21 (.048) in his previous six contests | | |
| 🔥 | Has gone a career-high 23 straight games without a home run | | |
| 🔥 | Leads the team in hits (151) and stolen bases (26)...The only primary shortstop to lead the Orioles in both categories in the same season is Luis Aparicio (1963, 1966) | | |
| 🔥 | On 9/17 at CWS, stole a career-high three bases...Was the first Oriole with 3+ SB in a game since Jonathan Villar (3 SB, 8/30/19 at KC)...Has been successful on each of his last 12 stolen base attempts since 8/4...Marks the second-longest streak of his career (13 SB, 9/27/23-6/21/24) | | |
| 🔥 | Set a career high with his 32 nd double on 9/13 at TOR...Is the third Orioles primary shortstop (since 1954) to have multiple 30+ double seasons in his career (also 2024, 31 2B), joining Miguel Tejada (3x, 2004-06) and Cal Ripken, Jr. (9x, 1982-86, 89, 91, 95-96) | | |
| 🔥 | On 8/27 vs. BOS, stole his 20 th base of the season, marking his second straight season with 30+ doubles and 20+ steals...Is the fourth player in team history (since 1954) to do so in back-to-back seasons, joining Cedric Mullins (2021-22), Brian Roberts (6x, 2004-09), and Brady Anderson (1995-96) | | |
| 🔥 | On 8/18 at BOS, tallied his third game this year with 1+ 3B and 1+ HR, tied for the MLB lead with DET's Kerry Carpenter, COL's Mickey Moniak, and LAD's Shohei Ohtani | | |

| 7 • JACKSON HOLLIDAY • INF (L) | | .249 • 17 HR • 55 RBI | |
|-----------------------------------|---|-------------------------------------|--|
| Current Streak: 0-13 (since 9/16) | | 2025 High: 10 G (5/14 [G2]-24 [G1]) | |
| Last Game: 0-4 | | Homestand: 1 G, 0-4 | |
| ⚡ | On 9/17 at CWS, had his career-best 17-game on-base streak come to an end | | |
| ⚡ | Has reached base safely 2+ times in 28 games since the All-Star break, tied for sixth most in the AL during that stretch (leader: SEA's Julio Rodríguez - 32 G) | | |
| ⚡ | His 29 walks since 8/9 are tied for fourth most in MLB behind NYY's Aaron Judge (42 BB), NYM's Juan Soto (34 BB), and LAD's Shohei Ohtani (32 BB)...Drew 20 walks in his previous 91 games from 4/22-8/8 | | |
| ⚡ | Is the fifth Oriole (6 th occurrence) to hit 15+ home runs in their age-21 season (as of 6/30), joining Cal Ripken, Jr. (28 HR, 1982), Eddie Murray (27 HR, 1977), Curt Blefary (22 HR, 1965), and Boog Powell (25 HR, 1963 and 15 HR, 1962) | | |
| ⚡ | On 9/6 vs. LAD broke up Yoshinobu Yamamoto's no-hit bid with two outs in the ninth inning (solo HR)...Broke a tie with Gunnar Henderson to take sole possession of the Orioles home run lead (17 HR)...The only Oriole under 22 years old to finish the season leading the club in homers is Eddie Murray in 1977 (27 HR) | | |

| 70 • ALEX JACKSON • C (R) | | .235 • 5 HR • 8 RBI | |
|----------------------------------|--|------------------------------------|--|
| Current Streak: 0-3 (since 9/17) | | 2025 High: 3 G (2x, last: 8/26-29) | |
| 9/17 at CWS: 0-3, BB, 2 K | | Road Trip: 2 G, 2-6, BB, 2 K | |
| ⚡ | Is slashing .270/.357/.459 (10-for-37) with one double and two homers over his last 12 games since 8/22, including three multi-hit efforts | | |
| ⚡ | Thirteen of his 20 hits (65.0%) on the year have gone for extra bases (8 2B, 5 HR) | | |
| ⚡ | Completed back-to-back-to-back homers with Colton Cowser and Coby Mayo on 9/3 at SD...Extended his career high to five homers after hitting three in 2024 and 2021 | | |
| ⚡ | Tallied his third multi-hit game of the year on 8/22 vs. HOU...Both hits were singles, his first non-extra-base hits of the year...Each of his first 10 hits with the Orioles went for extra bases (7 2B, 3 HR)...After doubling on 8/6 at PHI, became the first player in MLB since 1900 whose first nine hits with a franchise went for extra-bases, per the <i>Elias Sports Bureau</i> ...The previous record was eight | | |

| 82 • JEREMIAH JACKSON • INF/OF (R) | | .284 • 5 HR • 21 RBI | |
|---------------------------------------|---|--------------------------------|--|
| Current Streak: 1 G (1-3; since 9/19) | | 2025 High: 13 G (8/21-9/2) | |
| Last Game: 1-3, BB, K | | Homestand: 2 G, 1-6, 2 BB, 3 K | |
| 🔥 | Since making his MLB debut on 8/1, ranks among qualified AL rookies in triples (T-1 st , 2), doubles (T-2 nd , 8), XBH (3 rd , 15), total bases (3 rd , 71), hits (3 rd , 44), RBI (5 th , 21), and runs (6 th , 19) | | |
| 🔥 | Had 1+ RBI in a career-high-tying three straight games from 9/15-17 (also 8/13-15) | | |
| 🔥 | Set a career high with two doubles and matched a career best with two XBH on 9/16 at CWS (also 8/30 at SF)...Was 2-for-20 (.100) with no XBH since 9/10 | | |
| 🔥 | Has hit safely in 26 of his last 33 games since 8/13 and in 30 of 39 career starts | | |
| 🔥 | Had a career-long 16-game on-base streak from 8/21-9/6 | | |
| 🔥 | On 8/30 at SF, set career highs with four RBI and two extra-base hits (2B, HR) | | |
| 🔥 | On 8/23 vs. HOU, hit his first major league home run off AJ Blubaugh | | |

| 3 • JORGE MATEO • INF/OF (R) | | .192 • 1 HR • 3 RBI | |
|--|--|--------------------------|--|
| Current Streak: 0-3 (since 9/18) | | 2025 High: 3 G (5/16-23) | |
| 9/18 vs. NYY: 0-3, K | | Homestand: 1 G, 0-3, K | |
| ⚡ Has stolen 15 bases in 17 attempts despite only playing in 39 games this season... Swiped 13 bags across 68 games in 2024 | | | |
| ⚡ Entered the game on 9/5 vs. LAD as a pinch-runner in the seventh inning, his first MLB appearance since 6/6...Was returned from his rehab assignment and reinstated from the 60-day Injured List on 9/3...Placed on the 10-day IL with left elbow inflammation on 6/10, retroactive to 6/7...Began a rehab assignment with Triple-A Norfolk on 6/25, but was transferred to the 60-day IL with a left hamstring strain on 7/6...Began his latest rehab assignment on 8/20 with Norfolk | | | |
| ⚡ His 96 stolen bases since 2022 rank seventh in the AL | | | |

| 16 • COBY MAYO • INF (R) | | .202 • 9 HR • 24 RBI | |
|---|--|----------------------------------|--|
| Current Streak: 0-for-last-5 (since 9/18) | | 2025 High: 4 G (3x, last: 9/1-5) | |
| Last Game: 0-3, K | | Homestand: 2 G, 1-6, 3 K | |
| 🔥 | Has his career-best seven-game on-base streak come to an end yesterday...Reached base 2+ times in a career-best five consecutive games from 9/13-17...Scored 1+ run in a career-best five straight games since 9/13-17 | | |
| 🔥 | Is 8-for-22 (.364) with one double and two homers in the last seven games...Has six XBH (2 2B, 4 HR) in his last 18 games after not having any in his previous eight games | | |
| 🔥 | Owns an .822 OPS in 16 September games after posting a .469 OPS in August (25 G) | | |
| 🔥 | Homered in consecutive games for the first time in his career on from 9/13-14 at TOR...Is tied for second among AL rookies with four homers since 8/29 | | |
| 🔥 | Since 8/1, his 56 strikeouts are tied for fourth most in the AL...Has 1+ strikeout in 29 of 32 games since 8/12 | | |
| 🔥 | On 9/3 at SD, hit the second of three back-to-back-to-back homers with Colton Cowser and Alex Jackson | | |

| 6 • RYAN MOUNTCASTLE • INF (R) | | .256 • 6 HR • 33 RBI | |
|--|---|-------------------------------------|--|
| Current Streak: 3 G (3-11; since 9/15) | | 2025 High: 12 G (5/4-18) | |
| Last Game: 1-3, HR, 2 RBI | | Homestand: 2 G, 2-7, HR, 2 RBI, 3 K | |
| ⚡ | His home run last night was hit at 114.3 mph, marking the hardest-hit long ball of his career...Has recorded the three hardest-hit balls by the Orioles this year (116.7 mph-1B, 3/30 at TOR & 115.7 mph-2B, 3/27 at TOR) | | |
| ⚡ | Slashing .299/.331/.445 (41-for-137) with eight doubles, four homers, and 18 RBI in 35 games since 5/27 | | |
| ⚡ | Is 19-for-35 (.543) with four doubles and one homer on the first pitch of an at-bat...His .543 average in 0-0 counts ranks second among qualified MLB hitters behind NYY's Aaron Judge (.588 AVG) | | |
| ⚡ | On 8/29 at SF, set a season high with four RBI | | |
| ⚡ | On 8/14 vs. SEA, stole two bases for the first time in his career...The second was a steal of home on a double steal, his second such stolen base this season...Is the fourth player in O's history (since 1954) with multiple steals of home in one year, along with Doug DeCinces (1980), Davey Johnson (1971), and Don Buford (1970) | | |

| 9 • TYLER O'NEILL • OF (R) | | .201 • 8 HR • 24 RBI | |
|----------------------------------|---|-------------------------------|--|
| Current Streak: 0-5 (since 9/17) | | 2025 High: 5 G (7/24-29 [G1]) | |
| 9/18 vs. NYY: 0-3, BB, K | | Homestand: 1 G, 0-3, BB, K | |
| ⚡ | On 9/17 at CWS, matched a career high with two steals (4x, last: 5/14/25 [G1] vs. MIN) | | |
| ⚡ | Is 2-for-16 (.125) with four walks and one RBI in five games since returning from the 10-day Injured List...Was reinstated on 9/12 (right wrist inflammation) | | |
| ⚡ | In 10 games prior to his IL stint from 7/24-8/5, slashed .333/.400/.867 (10-for-30) with one double, five home runs, 12 RBI, and four walks | | |
| ⚡ | From 7/25-29 (G1), homered in a career-high four straight games, the first Oriole to accomplish the feat since Gunnar Henderson (4 G, 5/17-20/24) | | |
| ⚡ | Of his 32 hits this season, 15 have gone for extra bases (6 2B, 1 3B, 8 HR) | | |

| 52 • LUIS VÁZQUEZ • INF (R) | | .160 • 1 HR • 3 RBI | |
|--|--|--------------------------|--|
| Current Streak: 0-for-last-4 (since 9/7) | | 2025 High: 2 G (8/22-24) | |
| 9/18 vs. NYY: 0-3, 2 K | | Homestand: 1 G, 0-3, 2 K | |
| 🔥 | On Thursday vs. NYY, made his first start since 9/7 vs. LAD | | |
| 🔥 | Drew a career-high two walks on 9/3 at SD...Had one walk in his first 39 career games | | |
| 🔥 | Matched a career high with two hits on 8/31 at SF (also 8/22 vs. HOU) | | |
| 🔥 | On 9/14 at TOR, made his fourth pitching appearance (4.1 IP) of the year, tying the most by a primary Orioles position player in a season (S. Wilkerson, 2019) | | |
| 🔥 | On 8/24 vs. HOU, hit his first career home run off John Rooney | | |
| 🔥 | On 6/30 at TEX, recorded his first hit, RBI, and run scored as an Oriole, all coming after pinch-hitting in the 11 th inning | | |

| 11 • JORDAN WESTBURG • INF (R) | | .264 • 15 HR • 34 RBI | |
|---------------------------------------|--|-------------------------------|--|
| Current Streak: 1 G (1-4; since 9/19) | | 2025 High: 7 G (6/27-7/11) | |
| Last Game: 1-4, 2 R, K | | Homestand: 2 G, 1-8, 2 R, 4 K | |
| ⚡ | Tied a career high with two walks on 9/16 at CWS (5x, last: 5/12/24 vs. ARI) | | |
| ⚡ | Slashing .294/.343/.466 (48-for-163) with four doubles, eight home runs, 36 runs scored, and 20 RBI in 41 games since 7/4 | | |
| ⚡ | Reinstated from the 10-day Injured List (right ankle sprain) on Tuesday...Was placed on the IL on 8/22, retroactive to 8/19, after leaving the game on 8/18 at BOS...Has been on the IL twice this season (also 4/27-6/9, left hamstring strain) | | |
| ⚡ | Went 2-for-11 with two home runs and four RBI in three rehab games with Triple-A Norfolk...In his final appearance on 9/14 at Durham, hit a first-inning solo homer and a go-ahead three-run shot in the ninth inning with the team down 5-4 | | |
| ⚡ | On 8/17 at HOU, had a career-high five RBI and a career-high-tying four hits (4x, last: 7/29/25 [G1] vs. TOR) | | |

| 2025 BY THE NUMBERS | | | |
|---------------------------|-------|-------|-------|
| | HOME | AWAY | TOTAL |
| Overall | 37-39 | 36-42 | 73-81 |
| MONTH | HOME | AWAY | TOTAL |
| March (5) | 1-0 | 2-2 | 3-2 |
| April (25) | 6-7 | 3-9 | 9-16 |
| May (27) | 4-10 | 5-8 | 9-18 |
| June (27) | 8-5 | 8-6 | 16-11 |
| July (25) | 8-5 | 5-7 | 13-12 |
| August (28) | 4-10 | 7-7 | 11-17 |
| September (25) | 6-2 | 6-3 | 12-5 |
| TOTAL (162) | 37-39 | 36-42 | 73-81 |
| DAY OF WEEK | HOME | AWAY | TOTAL |
| Monday (14) | 5-1 | 5-4 | 10-5 |
| Tuesday (23) | 3-8 | 5-7 | 8-15 |
| Wednesday (25) | 5-7 | 5-6 | 10-13 |
| Thursday (18) | 5-6 | 5-1 | 10-7 |
| Friday (26) | 8-4 | 4-8 | 12-12 |
| Saturday (28) | 6-6 | 7-8 | 13-14 |
| Sunday (27) | 5-7 | 5-8 | 10-15 |
| TOTAL (162) | 37-39 | 36-42 | 73-81 |
| VS. AL EAST | HOME | AWAY | TOTAL |
| Boston Red Sox (13) | 1-6 | 4-2 | 5-8 |
| New York Yankees (13) | 3-2 | 1-2 | 4-4 |
| Tampa Bay Rays (13) | 2-1 | 3-4 | 5-5 |
| Toronto Blue Jays (13) | 4-2 | 2-5 | 6-7 |
| TOTAL (52) | 10-11 | 10-13 | 20-24 |
| VS. AL CENTRAL | HOME | AWAY | TOTAL |
| Chicago White Sox (7) | 3-0 | 3-0 | 6-0 |
| Cleveland Guardians (7) | 2-1 | 1-3 | 3-4 |
| Detroit Tigers (6) | 1-2 | 0-3 | 1-5 |
| Kansas City Royals (6) | 1-2 | 1-2 | 2-4 |
| Minnesota Twins (6) | 0-3 | 0-3 | 0-6 |
| TOTAL (32) | 7-8 | 5-11 | 12-19 |
| VS. AL WEST | HOME | AWAY | TOTAL |
| Athletics (6) | 1-2 | 1-2 | 2-4 |
| Houston Astros (7) | 1-3 | 2-1 | 3-4 |
| Los Angeles Angels (6) | 3-0 | 2-1 | 5-1 |
| Seattle Mariners (6) | 2-1 | 3-0 | 5-1 |
| Texas Rangers (7) | 1-2 | 1-2 | 2-4 |
| TOTAL (32) | 8-8 | 9-6 | 17-14 |
| VS. NL EAST | HOME | AWAY | TOTAL |
| Atlanta Braves (3) | - | 3-0 | 3-0 |
| Miami Marlins (3) | 1-2 | - | 1-2 |
| New York Mets (3) | 2-1 | - | 2-1 |
| Philadelphia Phillies (3) | - | 1-2 | 1-2 |
| Washington Nationals (4) | 0-3 | 1-2 | 1-5 |
| TOTAL (16) | 3-6 | 5-4 | 8-10 |
| VS. NL CENTRAL | HOME | AWAY | TOTAL |
| Chicago Cubs (3) | - | 1-2 | 1-2 |
| Cincinnati Reds (3) | 1-2 | - | 1-2 |
| Milwaukee Brewers (3) | - | 1-2 | 1-2 |
| Pittsburgh Pirates (3) | 3-0 | - | 3-0 |
| St. Louis Cardinals (3) | 1-2 | - | 1-2 |
| TOTAL (15) | 5-4 | 2-4 | 7-8 |
| VS. NL WEST | HOME | AWAY | TOTAL |
| Arizona Diamondbacks (3) | - | 1-2 | 1-2 |
| Colorado Rockies (3) | 2-1 | - | 2-1 |
| Los Angeles Dodgers (3) | 2-1 | - | 2-1 |
| San Diego Padres (3) | - | 3-0 | 3-0 |
| San Francisco Giants (3) | - | 1-2 | 1-2 |
| TOTAL (15) | 4-2 | 5-4 | 9-6 |





BALTIMORE ORIOLES - WALK-OFF AND MISC. HOME RUNS

| Baltimore Orioles Walk-off Wins | | | | | | | |
|---|--------------------|---------------------------------------|-------------------------|----------------|--------------|------|------|
| Date | Score | Batter/Runner | Action | RBI | Pitcher | INN | OUTS |
| 9/10 | PIT 1 @ BAL 2 | Dylan Beavers | 1B | 1 | Kyle Nicolas | 10 | 0 |
| 9/9 | PIT 2 @ BAL 3 | Samuel Basallo | 1B | 1 | Dauri Moreta | 11 | 0 |
| 9/6 | LAD 3 @ BAL 4 | Emmanuel Rivera | 1B | 2 | Tanner Scott | 9 | 2 |
| 9/5 | LAD 1 @ BAL 2 | Samuel Basallo | HR | 1 | Tanner Scott | 9 | 2 |
| 8/13 | SEA 3 @ BAL 4 | Jackson Holliday | 2B | 1 | Matt Brash | 9 | 2 |
| Opponent Walk-off Wins | | | | | | | |
| Date | Score | Batter/Runner | Action | RBI | Pitcher | INN | OUTS |
| 9/13 | BAL 4 @ HOU 5 | Alejandro Kirk | SF | 1 | Yennier Cano | 9 | 1 |
| 8/16 | BAL 4 @ HOU 5 | Ramón Urías | FC | 1 | Keegan Akin | 12 | 1 |
| 8/3 | BAL 3 @ CHC 5 | Justin Turner | HR | 2 | Keegan Akin | 9 | 0 |
| 5/24 (G1) | BAL 5 @ BOS 6 | Rafael Devers | 1B | 1 | Gregory Soto | 10 | 1 |
| Baltimore Orioles Back-to-Back Home Runs | | | | | | | |
| Date | Score | Batters | Pitcher | INN | OUTS | | |
| 9/3 | BAL 7 @ SD 5 | Colton Cowser/Coby Mayo/Alex Jackson | Nestor Cortes | 3 | 1 | | |
| 8/8 | ATH 2 @ BAL 3 | Adley Rutschman/Ryan Mountcastle | J.T. Ginn | 1 | 2 | | |
| 7/29 (G1) | TOR 4 @ BAL 16 | Tyler O'Neill/Ramón Urías | Lazaro Estrada | 6 | 1 | | |
| 7/28 | TOR 4 @ BAL 11 | Cedric Mullins/Coby Mayo | Chris Bassitt | 2 | 2 | | |
| 6/24 | TEX 6 @ BAL 5 (10) | Gary Sánchez/Ramón Urías/Ryan O'Hearn | Chris Martin | 7 | 0 | | |
| 6/14 | LAA 5 @ BAL 6 | Cedric Mullins/Gary Sánchez | Tyler Anderson | 6 | 0 | | |
| 6/5 | BAL 4 @ SEA 3 | Adley Rutschman/Gunnar Henderson | Bryan Woo | 6 | 0 | | |
| 5/14 (G2) | MIN 8 @ BAL 6 | Cedric Mullins/Heston Kjerstad | Simeon Woods Richardson | 3 | 2 | | |
| 4/19 | CIN 5 @ BAL 9 | Ramón Laureano/Jordan Westburg | Carson Spiers | 7 | 2 | | |
| 4/19 | CIN 5 @ BAL 9 | Cedric Mullins/Gunnar Henderson | Hunter Greene | 1 | 0 | | |
| 3/27 | BAL 17 @ TOR 2 | Adley Rutschman/Jordan Westburg | Yariel Rodríguez | 8 | 1 | | |
| Opponent Back-to-Back Home Runs | | | | | | | |
| Date | Score | Batters | Pitcher | INN | OUTS | | |
| 9/7 | LAD 5 @ BAL 2 | Shohei Ohtani/Mookie Betts | Tomoyuki Sugano | 3 | 0 | | |
| 8/4 | BAL 3 @ PHI 13 | Edmundo Sosa/Weston Wilson | Elvin Rodríguez | 8 | 1 | | |
| 5/18 | WSH 10 @ BAL 4 | Dylan Crews/CJ Abrams | Zach Eflin | 2 | 1 | | |
| 5/15 | MIN 4 @ BAL 0 | DaShawn Keirsey Jr./Byron Buxton | Tomoyuki Sugano | 3 | 1 | | |
| 5/4 | KC 11 @ BAL 6 | Bobby Witt Jr./Vinnie Pasquantino | Yennier Cano | 7 | 1 | | |
| 4/29 | NY 15 @ BAL 3 | Trent Grisham/Aaron Judge/Ben Rice | Kyle Gibson | 1 | 0 | | |
| Baltimore Orioles Grand Slams | | | | | | | |
| Date | Score | Batter | Pitcher | INN | OUTS | | |
| 6/15 | LAA 2 @ BAL 11 | Gary Sánchez | Connor Brogdon | 7 | 2 | | |
| 5/14 | MIN 8 @ BAL 6 | Cedric Mullins | Simeon Woods Richardson | 3 | 2 | | |
| 4/16 | CLE 1 @ BAL 9 | Jackson Holliday | Gavin Williams | 2 | 1 | | |
| Opponent Grand Slams | | | | | | | |
| Date | Score | Batter | Pitcher | INN | OUTS | | |
| 8/4 | BAL 3 @ PHI 13 | Kyle Schwarber | Yaramil Hiraldo | 6 | 2 | | |
| 7/18 | BAL 1 @ TB 11 | Yandy Diaz | Grant Wolfram | 6 | 1 | | |
| 5/23 | BAL 5 @ BOS 19 | Rafael Devers | Emmanuel Rivera | 8 | 2 | | |
| 4/20 | CIN 24 @ BAL 2 | Noelvi Marte | Jorge Mateo | 8 | 2 | | |
| Baltimore Orioles Inside-the-Park Home Runs | | | | | | | |
| Date | Score | Batter | RBI | Pitcher | INN | OUTS | |
| | | | | | | | |
| Opponent Inside-the-Park Home Runs | | | | | | | |
| Date | Score | Batter | RBI | Pitcher | INN | OUTS | |
| | | | | | | | |
| Baltimore Orioles Pinch-Hit Home Runs | | | | | | | |
| Date | Score | Batter | RBI | Pitcher | INN | OUTS | |
| 7/26 | COL 0 @ BAL 18 | Alex Jackson | 1 | Kyle Farmer | 8 | 0 | |
| 7/10 (G1) | NYM 1 @ BAL 3 | Gunnar Henderson | 2 | Ryne Stanek | 8 | 0 | |
| 5/10 | BAL 2 @ LAA 5 | Ramón Laureano | 1 | Brook Burke | 9 | 0 | |
| Opponent Pinch-Hit Home Runs | | | | | | | |
| Date | Score | Batter | RBI | Pitcher | INN | OUTS | |
| 8/3 | BAL 3 @ CHC 5 | Justin Turner | 2 | Keegan Akin | 9 | 0 | |
| 7/30 | TOR 9 @ BAL 8 | Nathan Lukes | 3 | Yennier Cano | 7 | 2 | |
| 6/18 | BAL 8 @ TB 12 | Brandon Lowe | 2 | Yennier Cano | 5 | 2 | |
| 5/11 | BAL 7 @ LAA 3 | Matthew Lugo | 1 | Félix Bautista | 9 | 2 | |
| 5/7 | BAL 2 @ MIN 5 | Harrison Bader | 2 | Keegan Akin | 7 | 1 | |
| Baltimore Orioles Leadoff Home Runs | | | | | | | |
| Date | Score | Batter | Pitcher | | | | |
| 9/3 | BAL 7 @ SD 5 | Jackson Holliday | Nestor Cortes | | | | |
| 7/20 | BAL 5 @ TB 3 | Jackson Holliday | Ryan Pepiot | | | | |
| 5/31 | CWS 2 @ BAL 4 | Jackson Holliday | Davis Martin | | | | |
| 4/19 | CIN 5 @ BAL 9 | Cedric Mullins | Hunter Greene | | | | |
| 4/3 | BOS 8 @ BAL 4 | Cedric Mullins | Tanner Houck | | | | |
| 3/29 | BAL 9 @ TOR 5 | Colton Cowser | Max Scherzer | | | | |
| Opponent Leadoff Home Runs | | | | | | | |
| Date | Score | Batter | Pitcher | | | | |
| 9/7 | LAD 5 @ BAL 2 | Shohei Ohtani | Tomoyuki Sugano | | | | |
| 8/27 | BOS 3 @ BAL 2 | Roman Anthony | Dietrich Enns | | | | |
| 8/25 | BOS 4 @ BAL 3 | Roman Anthony | Tomoyuki Sugano | | | | |
| 6/16 | BAL 1 @ TB 7 | Josh Lowe | Zach Eflin | | | | |
| 5/24 (G1) | BAL 5 @ BOS 6 | Jarren Duran | Zach Eflin | | | | |
| 5/18 | WSH 10 @ BAL 4 | CJ Abrams | Zach Eflin | | | | |
| 4/29 | NY 15 @ BAL 3 | Trent Grisham | Kyle Gibson | | | | |
| 4/23 | BAL 3 @ WSH 4 | James Wood | Tomoyuki Sugano | | | | |

| LAST TIME IT HAPPENED | |
|---|---|
| BATTING | |
| Eutaw St. Home Run | Gunnar Henderson, 8/14/24 vs. WSH (Herz) |
| Opponent | Jonathan Aranda, 6/28/25 vs. TB (Eflin) |
| Second Deck Home Run in LF at OPACY | Austin Hays, 6/7/22 vs. CHC (Mills) |
| Opponent | Pete Alonso, 9/2/20 vs. NYM (Means) |
| Grand Slam | Gary Sánchez, 6/15/25 vs. LAA (Brogdon) |
| Two Grand Slams in One Game | Reimold, Clevenger, 9/11/15 vs. KC (Herrera, Chamberlain) |
| Pinch-Hit Home Run | Alex Jackson, 7/26/25 vs. COL (Farmer) |
| Pinch-Hit Walk-Off Home Run | Nolan Reimold, 7/24/16 vs. CLE (Allen) |
| Pinch-Hit Grand Slam | Dwight Evans, 7/26/91 vs. OAK (Nelson) |
| Inside-the-Park Home Run | Jorge Mateo, 8/20/23 at OAK (Sears) |
| LH & RH Home Run, Same Game | Anthony Santander, 8/7/24 at TOR (Francis, Yarbrough) |
| Individual 2-Home Run Game | Jackson Holliday, 5/4/25 vs. KC (Lorenzen) |
| Individual 3-Home Run Game | Ryan Mountcastle, 6/19/21 vs. TOR (Manoah, Kay) |
| Individual 4-Home Run Game | Never |
| Home Run in Consecutive Games | Dylan Beavers, 9/16-17/25 at CWS |
| Home Run in 3 Consecutive Games | Tyler O'Neill, 7/25-29 (G1)/25 vs. COL, vs. TOR (4 G) |
| Home Run in 4 Consecutive Games | Tyler O'Neill, 7/25-29 (G1)/25 vs. COL, vs. TOR |
| Home Run in 5 Consecutive Games | Jonathan Schoop, 7/22-27/18 vs. TOR, BOS, TB |
| Home Run in 6 Consecutive Games | Chris Davis, 9/26-10/2/12 vs. TOR, BOS, TB |
| 4-Home Run Game, Team | 9/3/25 at SD |
| 5-Home Run Game, Team | 4/19/25 vs. CIN |
| 6-Home Run Game, Team | 3/27/25 at TOR |
| 7-Home Run Game, Team | 6/2/16 vs. BOS |
| 8+-Home Run Game, Team | 6/16/15 vs. PHI (8 HR) |
| 10+-Run Game, Team | 8/17/25 at HOU (12 R) |
| 15+-Run Game, Team | 7/29/25 (G1) vs. TOR (16 R) |
| 20+-Run Game, Team | 6/27/25 vs. TB (22 R) |
| Back-to-Back HR | Cowser/Mayo/A. Jackson, 9/3/25 at SD (3 rd inning) |
| Back-to-Back HR to Start First Inning | Mullins/Henderson, 4/19/25 vs. CIN |
| Back-to-Back-to-Back HR | Cowser/Mayo/A. Jackson, 9/3/25 at SD (3 rd inning) |
| Back-to-Back-to-Back HR to Start First Inning | Flaherty/Hardy/Markakis, 5/10/12 (G1) vs. TEX |
| 2 Back-to-Back HRs, Same Game | Mullins/Henderson (1 st) & Laureano/Westburg (7 th), 4/19/25 vs. CIN |
| Leadoff Home Run | Jackson Holliday, 9/3/25 at SD (Cortes) |
| Walk-Off Win | Dylan Beavers (1B), 9/10/25 vs. PIT (Nicolas) |
| Walk-Off Home Run | Samuel Basallo, 9/5/25 vs. LAD (Scott) |
| Walk-Off Grand Slam | Manny Machado, 8/18/17 vs. LAA (Middleton) |
| Walk-Off Home Run, Eutaw St. | Rio Ruiz, 8/11/19 vs. HOU (Osuna) |
| Home Run, 15 th Inning or later | Jonathan Villar, 7/25/19 at LAA (Canning) |
| Home Run, 17 th Inning or later | Adam Jones, 5/6/12 at BOS (McDonald) |
| Home Run by a Pitcher | Zack Britton, 7/3/11 at ATL (Beachy) |
| 2-Home Run Game by a Pitcher | Milt Pappas, 8/27/61 at MIN (Ramos) |
| Oriole to hit a Home Run for 1 st ML hit | Connor Norby, 6/4/24 at TOR (Pearson) |
| Oriole w/ 2 Home Runs in One Inning | Mark Trumbo, 4/15/16 at TEX (7 th inning, Pérez, Shields, Albers) |
| Oriole w/ 3 Home Runs in Consecutive Innings | Manny Machado, 8/7/16 at CWS (1 st , 2 nd , 3 rd inning, Faulkner, Albers) |
| 5-Hit Game | Adley Rutschman, 6/21/24 at HOU |
| 6-Hit Game | Cal Ripken, Jr., 6/13/99 at ATL |
| 5-RBI Game | Jordan Westburg, 8/17/25 at HOU |
| 6-RBI Game | Adley Rutschman, 6/9/24 at TB |
| 7-RBI Game | Ryan Mountcastle, 4/11/23 vs. OAK (9 RBI) |
| 8-RBI Game | Ryan Mountcastle, 4/11/23 vs. OAK (9 RBI) |
| 9-RBI Game | Ryan Mountcastle, 4/11/23 vs. OAK |
| PITCHING | |
| Perfect Game | Never |
| No-Hitter | 5/5/21 at SEA (Means) |
| 1-Hitter | 8/15/25 at HOU (Young, Hiraldo) |
| Complete Game | 8/1/25 at CHC (Rogers, 8.0 IP) |
| Complete Game, 9.0+ IP | 9/23/22 vs. HOU (Kremer, 9.0 IP) |
| Shutout | 9/23/22 vs. HOU (Kremer) |
| Team Shutout | 8/17/25 at HOU (Kremer, Wolfram, Martin) |
| Consecutive CG, Pitcher | Sidney Ponson (2), 5/16-22/04 |
| Consecutive Shutouts, Pitcher | Mike Mussina (2), 9/26-10/1/95 |
| Consecutive CG, Team | 5/13-14/11 (Guthrie, Bergesen) |
| Consecutive Shutouts, Team | 4/18-19/23 at WSH |
| 10+ Strikeout Game, Pitcher | Kyle Bradish (10), 8/26/25 vs. BOS |
| 15+ Strikeout Game, Pitcher | Erik Bedard (15), 7/7/07 at TEX |
| 10+ Strikeout Game, Team | 9/19/25 vs. NYY (11 K) |
| 15+ Strikeout Game, Team | 9/15/25 at CWS (15 K) |
| 4+ Strikeouts in an inning | Mike Cuellar (4), 5/29/70 at CAL |
| Immaculate Inning | Brandon Young, 7/8/25 vs. NYM (5 th inning) |
| MISCELLANEOUS | |
| Hit for the Cycle | Cedric Mullins, 5/12/23 vs. PIT (7 th in club history) |
| Steal of Home | Ryan Mountcastle, 8/14/25 vs. SEA |
| Position Player to Pitch | Luis Vázquez, 9/14/25 at TOR (1.0 IP) |
| Triple Play Turned | 9/18/22, Bottom 3 rd at TOR (Chapman batting/Kremer pitching) |
| Manager Ejection | Scoring: 6-4-3 (Mateo-Vavra-Aguilar) |
| Player Ejection | Tony Mansolino, 7/20/25 at TB (1 st career) |
| | Ryan O'Hearn, 7/21/25 at CLE (3 rd career) |
| WINNING SWEEPS | |
| 2-Game, at OPACY | 9/26-27/23 vs. WSH |
| 2-Game, Road | 8/18-19/25 at BOS |
| 3-Game, at OPACY | 9/9-11/25 vs. PIT |
| 3-Game, Road | 9/15-17/25 at CWS |
| 4-Game, at OPACY | 7/7-10/22 vs. LAA |
| 4-Game, Road | 6/7-10/24 at TB |
| Doubleheader | 7/29/25 vs. TOR |

2025 SCHEDULE

| G# | DATE | OPP. | W-L | SCORE | WP/LP/SV | REC | POS | GA/GB | ATT. |
|--------------------|--------|---------|---------------|----------------|--------------------------------|----------------|-------------------|-------|---------|
| 1 | 3/27 | at TOR | W | 12-2 | Eflin/Berrios | 1-0 | T-1 st | +0.5 | 40,734 |
| 2 | 3/28 | at TOR | L | 8-2 | Gausman/Morton | 1-1 | T-3 rd | -0.5 | 26,289 |
| 3 | 3/29 | at TOR | W | 9-5 | Kremer/Lovelyade | 2-1 | 2 nd | -0.5 | 27,005 |
| 4 | 3/30 | at TOR | L | 3-1 | Bassitt/Sugano/Hoffman | 2-2 | 3 rd | -1.5 | 21,069 |
| 5 | 3/31 | vs. BOS | W | 8-5 | Dominguez/Newcomb | 3-2 | 3 rd | -1.0 | 45,002* |
| MARCH TOTALS: 3-2 | | | | TEAM ERA: 4.60 | | TEAM AVG: .305 | | | |
| | 4/1 | OFF DAY | | | | 3-2 | 4 th | -1.0 | |
| 6 | 4/2 | vs. BOS | L | 3-0 | Crochet/Eflin/Chapman | 3-3 | 4 th | -1.5 | 18,146 |
| 7 | 4/3 | vs. BOS | L | 8-4 | Kelly/Morton | 3-4 | T-4 th | -2.0 | 16,656 |
| 8 | 4/4 | at KC | L | 8-2 | Lugo/Kremer | 3-5 | 5 th | -2.5 | 14,196 |
| 9 | 4/5 | at KC | W | 8-1 | Sugano/Wacha | 4-5 | 5 th | -2.5 | 14,383 |
| 10 | 4/6 | at KC | L | 4-1 | Bubic/Povich/Estévez | 4-6 | 5 th | -2.5 | 19,098 |
| 11 | 4/7 | at AZ | W | 5-1 | Eflin/Gallen | 5-6 | T-4 th | -1.5 | 20,333 |
| 12 | 4/8 | at AZ | L | 4-3 | Kelly/Morton/Martinez | 5-7 | 4 th | -2.0 | 23,843 |
| 13 | 4/9 | at AZ | L | 9-0 | Pfaadt/Kremer | 5-8 | 5 th | -2.5 | 22,411 |
| | 4/10 | OFF DAY | | | | 5-8 | 5 th | -2.5 | |
| | 4/11 | vs. TOR | **POSTPONED** | | Rescheduled for 7/29 (DH) | 5-8 | 5 th | -2.5 | |
| 14 | 4/12 | vs. TOR | W | 5-4 | Baker/Francis/Bautista | 6-8 | T-4 th | -2.0 | 22,130 |
| 15 | 4/13 | vs. TOR | L | 7-6 (10) | Hoffman/Bowman | 6-9 | 5 th | -2.5 | 27,193 |
| | 4/14 | OFF DAY | | | | 6-9 | 5 th | -2.5 | |
| 16 | 4/15 | vs. CLE | L | 6-3 | Allen/Morton/Clase | 6-10 | 5 th | -3.5 | 14,203 |
| 17 | 4/16 | vs. CLE | W | 9-1 | Kremer/Williams | 7-10 | 5 th | -3.5 | 13,964 |
| 18 | 4/17 | vs. CLE | W | 6-2 | Sugano/Bibee | 8-10 | 4 th | -3.5 | 16,201 |
| 19 | 4/18 | vs. CIN | L | 8-3 | Abbott/Povich | 8-11 | 4 th | -4.5 | 42,587* |
| 20 | 4/19 | vs. CIN | W | 9-5 | Dominguez/Greene/Bautista | 9-11 | 4 th | -3.5 | 28,534 |
| 21 | 4/20 | vs. CIN | L | 24-2 | Rogers/Morton/Wynne | 9-12 | 4 th | -4.5 | 19,053 |
| | 4/21 | OFF DAY | | | | 9-12 | 4 th | -4.0 | |
| 22 | 4/22 | at WSH | L | 7-0 | Parker/Kremer | 9-13 | 4 th | -4.0 | 29,504 |
| 23 | 4/23 | at WSH | L | 4-3 | López/Soto/Finnegan | 9-14 | 5 th | -5.0 | 22,246 |
| 24 | 4/24 | at WSH | W | 2-1 | Povich/Gore/Bautista | 10-14 | 5 th | -4.5 | 23,058 |
| | 4/25 | at DET | **POSTPONED** | | Rescheduled for 4/26 (DH) | 10-14 | 5 th | -4.0 | |
| 25 | 4/26-1 | at DET | L | 4-3 | Mize/Young/Vest | 10-15 | | | 28,509 |
| 26 | 4/26-2 | at DET | L | 6-2 | Hurter/Morton | 10-16 | 5 th | | 21,422 |
| 27 | 4/27 | at DET | L | 7-0 | Skubal/Kremer | 10-17 | 5 th | -6.5 | 28,613 |
| 28 | 4/28 | vs. NYY | W | 4-3 | Sugano/Warren/Bautista | 11-17 | 5 th | -5.5 | 22,775 |
| 29 | 4/29 | vs. NYY | L | 15-3 | Rodón/Gibson | 11-18 | 5 th | -6.5 | 22,164 |
| 30 | 4/30 | vs. NYY | W | 5-4 | Baker/Carrasco/Bautista | 12-18 | 5 th | -5.5 | 22,381 |
| APRIL TOTALS: 9-16 | | | | TEAM ERA: 5.64 | | TEAM AVG: .206 | | | |
| | 5/1 | OFF DAY | | | | 12-18 | 5 th | -5.5 | |
| 31 | 5/2 | vs. KC | W | 3-0 | Kremer/Wacha/Bautista | 13-18 | 5 th | -5.5 | 26,364 |
| 32 | 5/3 | vs. KC | L | 4-0 | Bubic/Sugano | 13-19 | 5 th | -5.5 | 19,348 |
| 33 | 5/4 | vs. KC | L | 11-6 | Zerpa/Cano | 13-20 | 5 th | -5.5 | 31,956 |
| | 5/5 | OFF DAY | | | | 13-20 | 5 th | -5.0 | |
| 34 | 5/6 | at MIN | L | 9-1 | López/Povich | 13-21 | 5 th | -6.0 | 19,779 |
| 35 | 5/7 | at MIN | L | 5-2 | Coulombe/Morton/Duran | 13-22 | 5 th | -7.0 | 16,417 |
| 36 | 5/8 | at MIN | L | 5-2 | Jax/Cano/Duran | 13-23 | 5 th | -7.5 | 17,410 |
| 37 | 5/9 | at LAA | W | 4-1 | Sugano/Hendricks/Bautista | 14-23 | 5 th | -7.5 | 30,778 |
| 38 | 5/10 | at LAA | L | 5-2 | Kochanowicz/Gibson | 14-24 | 5 th | -7.5 | 27,975 |
| 39 | 5/11 | at LAA | W | 7-3 | Eflin/Ty. Anderson | 15-24 | 5 th | -8.0 | 29,460 |
| | 5/12 | OFF DAY | | | | 15-24 | 5 th | -8.0 | |
| | 5/13 | vs. MIN | **POSTPONED** | | Rescheduled for 5/14 (DH) | 15-24 | 5 th | -7.5 | |
| 40 | 5/14-1 | vs. MIN | L | 6-3 | Stewart/Kremer/Duran | 15-25 | 5 th | -8.5 | |
| 41 | 5/14-2 | vs. MIN | L | 8-6 | Funderburk/Cano/Sands | 15-26 | 5 th | -9.0 | 10,169 |
| 42 | 5/15 | vs. MIN | L | 4-0 | Paddock/Sugano | 15-27 | 5 th | -9.5 | 30,926 |
| 43 | 5/16 | vs. WSH | L | 4-3 | López/Bautista/Finnegan | 15-28 | 5 th | -10.5 | 21,171 |
| 44 | 5/17 | vs. WSH | L | 10-6 | Irvin/Gibson | 15-29 | 5 th | -10.5 | 28,208 |
| 45 | 5/18 | vs. WSH | L | 10-4 | Soroka/Eflin | 15-30 | 5 th | -11.5 | 37,264 |
| 46 | 5/19 | at MIL | L | 5-4 | Uribe/Cano/Megill | 15-31 | 5 th | -12.0 | 22,319 |
| 47 | 5/20 | at MIL | L | 5-2 | Henderson/McDermott/Uribe | 15-32 | 5 th | -13.0 | 22,778 |
| 48 | 5/21 | at MIL | W | 8-4 (11) | Baker/Alexander | 16-32 | 5 th | -13.0 | 30,554 |
| | 5/22 | at BOS | **POSTPONED** | | Rescheduled for 5/23 (DH) | 16-32 | 5 th | -13.5 | |
| 49 | 5/23-1 | at BOS | L | 19-5 | Whitlock/Dominguez | 16-33 | 5 th | -14.0 | 31,150 |
| | 5/23-2 | at BOS | **POSTPONED** | | Rescheduled for 5/24 (DH) | 16-33 | 5 th | -13.5 | |
| 50 | 5/24-1 | at BOS | L | 6-5 (10) | Weissert/Soto | 16-34 | 5 th | -14.5 | 30,958 |
| 51 | 5/24-2 | at BOS | W | 2-1 | Kittredge/Bernardino/Dominguez | 17-34 | 5 th | -14.0 | 34,604 |
| 52 | 5/25 | at BOS | W | 5-1 | Kremer/Buehr | 18-34 | 5 th | -14.0 | 36,824 |
| 53 | 5/26 | vs. STL | W | 5-2 | Morton/Fedde/Bautista | 19-34 | 5 th | -14.0 | 21,717 |
| 54 | 5/27 | vs. STL | L | 7-4 | Matz/Baker/Helsley | 19-35 | 5 th | -15.0 | 13,779 |
| 55 | 5/28 | vs. STL | L | 6-4 | King/Povich/Helsley | 19-36 | 5 th | -16.0 | 14,491 |
| | 5/29 | OFF DAY | | | | 19-36 | 5 th | -16.0 | |
| 56 | 5/30 | vs. CWS | W | 2-1 | Eflin/Burke/Bautista | 20-36 | 5 th | -15.0 | 22,108 |
| 57 | 5/31 | vs. CWS | W | 4-2 | Kremer/Martin/Bautista | 21-36 | 5 th | -14.0 | 23,470 |
| MAY TOTALS: 9-18 | | | | TEAM ERA: 5.21 | | TEAM AVG: .250 | | | |
| 58 | 6/1 | vs. CWS | W | 3-2 | Morton/Houser/Baker | 22-36 | 5 th | -14.0 | 33,037 |
| | 6/2 | OFF DAY | | | | 22-36 | 5 th | -14.0 | |
| 59 | 6/3 | at SEA | W | 5-1 | Sugano/Kirby | 23-36 | 5 th | -14.0 | 21,089 |
| 60 | 6/4 | at SEA | W | 3-2 | Cano/Vargas/Bautista | 24-36 | 5 th | -13.0 | 19,231 |
| 61 | 6/5 | at SEA | W | 4-3 | Eflin/Woo/Baker | 25-36 | 5 th | -13.0 | 27,887 |
| 62 | 6/6 | at ATH | L | 5-4 | Sears/Kremer/Miller | 25-37 | 5 th | -14.0 | 8,424 |
| 63 | 6/7 | at ATH | W | 7-4 | Akin/Severino/Bautista | 26-37 | 5 th | -13.0 | 9,185 |
| 64 | 6/8 | at ATH | L | 5-1 | Newcomb/Sugano | 26-38 | 5 th | -13.0 | 8,836 |
| | 6/9 | OFF DAY | | | | 26-38 | 5 th | -13.0 | |
| 65 | 6/10 | vs. DET | L | 5-3 | Lee/Povich/Vest | 26-39 | 5 th | -14.0 | 20,291 |
| 66 | 6/11 | vs. DET | W | 10-1 | Eflin/Mize | 27-39 | 5 th | -14.0 | 18,630 |
| 67 | 6/12 | vs. DET | L | 4-1 | Skubal/Kremer/Vest | 27-40 | 5 th | -15.0 | 18,800 |
| 68 | 6/13 | vs. LAA | W | 2-0 | Morton/Kochanowicz/Bautista | 28-40 | 5 th | -14.0 | 20,204 |
| 69 | 6/14 | vs. LAA | W | 6-5 | Akin/Anderson/Bautista | 29-40 | 5 th | -13.0 | 26,313 |
| 70 | 6/15 | vs. LAA | W | 11-2 | Povich/Kikuchi | 30-40 | 5 th | -12.0 | 33,370 |
| 71 | 6/16 | at TB | L | 7-1 | Pepiot/Eflin | 30-41 | 5 th | -12.0 | 10,046 |
| 72 | 6/17 | at TB | W | 5-1 | Kremer/Littell | 31-41 | 5 th | -11.0 | 10,046 |
| 73 | 6/18 | at TB | L | 12-8 | Montgomery/Kittredge | 31-42 | 5 th | -11.0 | 10,046 |
| 74 | 6/19 | at TB | W | 4-1 | Morton/Rasmussen/Bautista | 32-42 | 5 th | -11.0 | 10,046 |
| 75 | 6/20 | at NYY | W | 5-3 | Blewett/Weaver/Bautista | 33-42 | 5 th | -10.0 | 47,034 |
| 76 | 6/21 | at NYY | L | 9-0 | Schmidt/Eflin | 33-43 | 5 th | -11.0 | 46,142 |
| 77 | 6/22 | at NYY | L | 4-2 | Cruz/Baker/Williams | 33-44 | 5 th | -12.0 | 45,571 |
| 78 | 6/23 | vs. TEX | W | 6-0 | Rogers/Corbin | 34-44 | 5 th | -11.0 | 13,929 |
| 79 | 6/24 | vs. TEX | L | 6-5 (10) | Jackson/Dominguez/Garcia | 34-45 | 5 th | -11.0 | 16,909 |
| 80 | 6/25 | vs. TEX | L | 7-0 | deGrom/Young | 34-46 | 5 th | -12.0 | 22,828 |
| | 6/26 | OFF DAY | | | | 34-46 | 5 th | -12.0 | |
| 81 | 6/27 | vs. TB | W | 22-8 | Sugano/Orze | 35-46 | 5 th | -12.0 | 20,047 |
| 82 | 6/28 | vs. TB | L | 11-3 | Littell/Eflin | 35-47 | 5 th | -12.0 | 30,491 |
| 83 | 6/29 | vs. TB | W | 5-1 | Kremer/Bradley | 36-47 | 5 th | -12.0 | 19,226 |
| 84 | 6/30 | at TEX | W | 10-6 (10) | Akin/Milner | 37-47 | 5 th | -11.0 | 27,420 |
| JUNE TOTALS: 16-11 | | | | TEAM ERA: 4.05 | | TEAM AVG: .253 | | | |
| 85 | 7/1 | at TEX | L | 10-2 | deGrom/Young/Latz | 37-48 | 5 th | -11.0 | 30,933 |
| 86 | 7/2 | at TEX | L | 6-0 | Eovaldi/Sugano/Dunning | 37-49 | 5 th | -11.0 | 27,636 |
| | 7/3 | OFF DAY | | | | 37-49 | 5 th | -11.5 | |
| 87 | 7/4 | at ATL | W | 3-2 | Morton/Strider/Bautista | 38-49 | 5 th | -11.5 | 40,249 |
| 88 | 7/5 | at ATL | W | 9-6 (10) | Bautista/Montero/Cano | 39-49 | 5 th | -11.5 | 37,170 |
| 89 | 7/6 | at ATL | W | 2-1 | Rogers/Holmes/Dominguez | 40-49 | 5 th | -11.5 | 34,012 |
| | 7/7 | OFF DAY | | | | 40-49 | 5 th | -12.0 | |
| 90 | 7/8 | vs. NYM | L | 7-6 (10) | Díaz/Cano/Brazobán | 40-50 | 5 th | -13.0 | 35,200 |
| | 7/9 | vs. NYM | **POSTPONED** | | Rescheduled for 7/10 (DH) | 40-50 | 5 th | -12.5 | |
| 91 | 7/10-1 | vs. NYM | W | 3-1 | Wolfram/Stanek/Bautista | 41-50 | 5 th | -12.0 | 25,262 |
| 92 | 7/10-2 | vs. NYM | W | 7-3 | Sugano/Hagenman | 42-50 | 5 th | -11.5 | 17,961 |
| 93 | 7/11 | vs. MIA | W | 5-2 | Kremer/Cabrera | 43-50 | 5 th | -11.5 | 22,213 |
| 94 | 7/12 | vs. MIA | L | 6-0 | Junk/Rogers | 43-51 | 5 th | -11.5 | 34,332 |
| 95 | 7/13 | vs. MIA | L | 11-1 | Pérez/Young | 43-52 | 5 th | -11.5 | 17,759 |

| | | | | | | | | | | |
|---|---|---------|---------|---|---------------------------|------------------------------|-----------------|-------|---------|--|
| 7/14 | Home Run Derby (Truist Park - Atlanta, GA) | | | | | | | | | |
| 7/15 | MLB All-Star Game (Truist Park - Atlanta, GA) | | | | | | | | | |
| 7/16-17 All-Star Break | | | | | | | | | | |
| 96 | 7/18 | at TB | L | 11-1 | Bradley/Morton | 43-53 | 5 th | -12.5 | 10,046 | |
| 97 | 7/19 | at TB | L | 4-3 | Uceta/Domínguez/Fairbanks | 43-54 | 5 th | -13.5 | 10,046 | |
| 98 | 7/20 | at TB | W | 5-3 | Rogers/Pepiot/Bautista | 44-54 | 5 th | -13.5 | 9,195 | |
| 99 | 7/21 | at CLE | L | 10-5 | Bibee/Selby | 44-55 | 5 th | -14.5 | 21,748 | |
| 100 | 7/22 | at CLE | L | 6-3 | Cantillo/Young/Clase | 44-56 | 5 th | -14.5 | 22,714 | |
| 101 | 7/23 | at CLE | L | 3-2 | Gaddis/Selby/Clase | 44-57 | 5 th | -15.5 | 30,476 | |
| 102 | 7/24 | at CLE | W | 4-3 | Morton/Allen/Soto | 45-57 | 5 th | -15.5 | 26,223 | |
| 103 | 7/25 | vs. COL | L | 6-5 | Bird/Kittredge/Halvorsen | 45-58 | 5 th | -16.5 | 25,090 | |
| 104 | 7/26 | vs. COL | W | 18-0 | Rogers/Senzatela | 46-58 | 5 th | -16.5 | 20,188 | |
| 105 | 7/27 | vs. COL | W | 5-1 | Sugano/Gomber | 47-58 | 5 th | -15.5 | 16,407 | |
| 106 | 7/28 | vs. TOR | W | 11-4 | Martin/Bassitt | 48-58 | 5 th | -14.5 | 20,176 | |
| 107 | 7/29-1 | vs. TOR | W | 16-4 | Morton/Lucas | 49-58 | 5 th | -13.5 | 16,194 | |
| 108 | 7/29-2 | vs. TOR | W | 3-2 | Kittredge/Hoffman/Martin | 50-58 | 5 th | -12.5 | 14,929 | |
| 109 | 7/30 | vs. TOR | L | 9-8 | Fluharty/Cano/Hoffman | 50-59 | 5 th | -13.5 | 17,049 | |
| JULY TOTALS: 13-12 | | | | TEAM ERA: 4.79 | | TEAM AVG: .257 | | | | |
| 110 | 8/1 | at CHC | L | 1-0 | Horton/Rogers/Palencia | 50-60 | 5 th | -13.5 | 40,520 | |
| 111 | 8/2 | at CHC | W | 4-3 | Wolfram/Thielbar/Akin | 51-60 | 5 th | -13.5 | 40,781 | |
| 112 | 8/3 | at CHC | L | 5-3 | Palencia/Akin | 51-61 | 5 th | -13.5 | 39,430 | |
| 113 | 8/4 | at PHI | L | 13-3 | Luzardo/Povich | 51-62 | 5 th | -14.5 | 41,099 | |
| 114 | 8/5 | at PHI | L | 5-0 | Walker/Kremer | 51-63 | 5 th | -15.5 | 43,660 | |
| 115 | 8/6 | at PHI | W | 5-1 | Rogers/Suárez | 52-63 | 5 th | -15.5 | 42,030 | |
| 8/7 | | OFF DAY | | | | 52-63 | 5 th | -15.5 | | |
| 116 | 8/8 | vs. ATH | W | 3-2 | Sugano/Ginn/Akin | 53-63 | 5 th | -14.5 | 20,796 | |
| 117 | 8/9 | vs. ATH | L | 11-3 | Perkins/Young | 53-64 | 5 th | -14.5 | 30,078 | |
| 118 | 8/10 | vs. ATH | L | 3-2 | Alvarado/Akin | 53-65 | 5 th | -15.5 | 23,183 | |
| 8/11 | | OFF DAY | | | | 53-65 | 5 th | -15.5 | | |
| 119 | 8/12 | vs. SEA | L | 1-0 | Kirby/Kremer/Muñoz | 53-66 | 5 th | -16.5 | 19,356 | |
| 120 | 8/13 | vs. SEA | W | 4-3 | Akin/Brash | 54-66 | 5 th | -15.5 | 17,290 | |
| 121 | 8/14 | vs. SEA | W | 5-3 | Sugano/Evans/Enns | 55-66 | 5 th | -15.5 | 14,083 | |
| 122 | 8/15 | at HOU | W | 7-0 | Young/Valdez | 56-66 | 5 th | -15.5 | 33,654 | |
| 123 | 8/16 | at HOU | L | 5-4 (12) | De Los Santos/Akin | 56-67 | 5 th | -16.5 | 37,641 | |
| 124 | 8/17 | at HOU | W | 12-0 | Kremer/Javier | 57-67 | 5 th | -15.5 | 36,411 | |
| 125 | 8/18 | at BOS | W | 6-3 | Rogers/May | 58-67 | 5 th | -14.5 | 36,961 | |
| 126 | 8/19 | at BOS | W | 4-3 (11) | Cano/Whitlock/Martin | 59-67 | 5 th | -14.0 | 37,435 | |
| 8/20 | | OFF DAY | | | | 59-67 | 5 th | -14.0 | | |
| 127 | 8/21 | vs. HOU | L | 7-2 | Alexander/Young | 59-68 | 5 th | -14.5 | 18,061 | |
| 128 | 8/22 | vs. HOU | L | 10-7 | Okert/Povich/Abreu | 59-69 | 5 th | -15.5 | 24,224 | |
| 129 | 8/23 | vs. HOU | L | 9-8 | Blubaugh/Enns/Abreu | 59-70 | 5 th | -16.5 | 30,159 | |
| 130 | 8/24 | vs. HOU | W | 3-2 | Rogers/Arrighetti/Akin | 60-70 | 5 th | -15.5 | 19,746 | |
| 131 | 8/25 | vs. BOS | L | 4-3 | Fitts/Sugano/Chapman | 60-71 | 5 th | -16.5 | 15,740 | |
| 132 | 8/26 | vs. BOS | L | 5-0 | Giolito/Bradish | 60-72 | 5 th | -16.5 | 14,776 | |
| 133 | 8/27 | vs. BOS | L | 3-2 | Weissert/Akin/Chapman | 60-73 | 5 th | -17.5 | 16,790 | |
| 134 | 8/28 | vs. BOS | L | 3-2 | Hicks/Garcia/Matz | 60-74 | 5 th | -18.0 | 15,374 | |
| 135 | 8/29 | at SF | L | 15-8 | Bivens/Kremer | 60-75 | 5 th | -18.0 | 40,043 | |
| 136 | 8/30 | at SF | W | 11-1 | Rogers/Seymour | 61-75 | 5 th | -17.0 | 37,711 | |
| 137 | 8/31 | at SF | L | 13-2 | Verlander/Sugano/Bivens | 61-76 | 5 th | -18.0 | 39,220 | |
| AUGUST TOTALS: 11-17 | | | | TEAM ERA: 4.13 | | TEAM AVG: .228 | | | | |
| 138 | 9/1 | at SD | W | 4-3 | Enns/Adam/Akin | 62-76 | 5 th | -17.0 | 45,586 | |
| 139 | 9/2 | at SD | W | 6-2 | Wells/Darvish | 63-76 | 5 th | -17.0 | 42,536 | |
| 140 | 9/3 | at SD | W | 7-5 | Povich/Cortes/Cano | 64-76 | 5 th | -17.0 | 35,019 | |
| 9/4 | | OFF DAY | | | | 64-76 | 5 th | -17.0 | | |
| 141 | 9/5 | vs. LAD | W | 2-1 | Cano/Scott | 65-76 | 5 th | -17.0 | 25,481 | |
| 142 | 9/6 | vs. LAD | W | 4-3 | Suárez/Treinen | 66-76 | 5 th | -16.0 | 42,612* | |
| 143 | 9/7 | vs. LAD | L | 5-2 | Kershaw/Sugano/Dreyer | 66-77 | 5 th | -16.0 | 27,874 | |
| 9/8 | | OFF DAY | | | | 66-77 | 5 th | -16.0 | | |
| 144 | 9/9 | vs. PIT | W | 3-2 (11) | Enns/Moreta | 67-77 | 5 th | -16.0 | 15,488 | |
| 145 | 9/10 | vs. PIT | W | 2-1 (10) | Suárez/Nicolas | 68-77 | 5 th | -15.0 | 18,210 | |
| 146 | 9/11 | vs. PIT | W | 3-2 | Wolfram/Holderman/Akin | 69-77 | 5 th | -15.0 | 13,957 | |
| 147 | 9/12 | at TOR | L | 6-1 | Fisher/Enns | 69-78 | 5 th | -16.0 | 34,376 | |
| 148 | 9/13 | at TOR | L | 5-4 | Fisher/Cano | 69-79 | 5 th | -17.0 | 42,461 | |
| 149 | 9/14 | at TOR | L | 11-2 | Bieber/Wolfram | 69-80 | 5 th | -18.0 | 42,032 | |
| 150 | 9/15 | at CWS | W | 4-1 | Bradish/Wilson/Enns | 70-80 | 5 th | -18.0 | 11,020 | |
| 151 | 9/16 | at CWS | W | 8-7 | Kremer/Smith/Akin | 71-80 | 5 th | -18.0 | 12,428 | |
| 152 | 9/17 | at CWS | W | 3-1 | Wells/Pérez/Akin | 72-80 | 5 th | -17.0 | 10,919 | |
| 153 | 9/18 | vs. NYY | L | 7-0 | Fried/Povich | 72-81 | 5 th | -17.0 | 25,253 | |
| 154 | 9/19 | vs. NYY | W | 4-2 | Rogers/Warren/Akin | 73-81 | 5 th | -16.0 | 26,269 | |
| 155 | 9/20 | vs. NYY | 7:05 PM | MASN | | | | | | |
| 156 | 9/21 | vs. NYY | 1:35 PM | MASN | | | | | | |
| 9/22 | | OFF DAY | | | | | | | | |
| 157 | 9/23 | vs. TB | 6:35 PM | MASN2 | | | | | | |
| 158 | 9/24 | vs. TB | 6:35 PM | MASN2 FS1* | | | | | | |
| 159 | 9/25 | vs. TB | 1:05 PM | MASN | | | | | | |
| 160 | 9/26 | at NYY | 7:05 PM | MASN | | | | | | |
| 161 | 9/27 | at NYY | 1:05 PM | MASN | | | | | | |
| 162 | 9/28 | at NYY | 3:05 PM | MASN | | | | | | |
| SEPTEMBER TOTALS: 12-5 | | | | TEAM ERA: 3.46 | | TEAM AVG: .214 | | | | |
| *Indicates home sellout | | | | | | | | | | |
| ^Indicates out-of-market broadcast | | | | | | | | | | |
| Pitchers in CAPS indicates complete game | | | | | | | | | | |
| All times listed are Eastern | | | | | | | | | | |
| MASN and MASN2 games can also be streamed locally via MASN+ | | | | | | | | | | |
| All games broadcast on the Orioles Radio Network and 98 Rock 97.9 FM/HD2 & WBAL NewsRadio 1090 AM/101.5 FM | | | | | | | | | | |
| <div><div></div><div></div></div> <div><div></div><div></div></div> | | | | | | | | | | |
| DELAYS & POSTPONEMENTS | | | | | | | | | | |
| DATE | OPPONENT (Reason) | | | TIME (Delay) | | RESULT | | | | |
| 9/6 | vs. LAD (inclement weather) | | | 0:20 (pregame) | | W, 4-3 | | | | |
| 8/14 | vs. SEA (rain) | | | 2:18 (top 6 th) | | W, 5-3 | | | | |
| 8/13 | vs. SEA (inclement weather) | | | 1:40 (pregame) | | W, 4-3 | | | | |
| 7/27 | vs. COL (inclement weather) | | | 0:28 (pregame) | | W, 5-1 | | | | |
| 7/20 | at TB (rain) | | | 2:36 (top 7 th) | | W, 5-3 | | | | |
| 7/13 | vs. MIA (inclement weather) | | | 1:38 (pregame) | | L, 11-1 | | | | |
| 7/9 | vs. NYM (inclement weather) | | | Postponed | | Rescheduled for a DH on 7/10 | | | | |
| 7/8 | vs. NYM (inclement weather) | | | 0:46 (pregame) | | | | | | |
| 6/19 | at TB (inclement weather) | | | 0:10 (pregame) | | W, 4-1 | | | | |
| 6/13 | vs. LAA (rain) | | | 2:16 (pregame, bottom 5 th) | | W, 2-0 | | | | |
| 5/28 | vs. STL (rain) | | | 0:31 (pregame) | | L, 6-4 | | | | |
| 5/24 (G1) | at BOS (rain) | | | 0:26 (pregame) | | L, 6-5 | | | | |
| 5/23 (G2) | at BOS (rain) | | | Postponed | | Rescheduled for a DH on 5/24 | | | | |
| 5/22 | at BOS (rain) | | | Postponed | | | | | | |
| 5/16 | vs. WSH (inclement weather) | | | 0:12 (pregame) | | L, 4-3 | | | | |
| 5/13 | vs. MIN (inclement weather) | | | Postponed | | Rescheduled for a DH on 5/14 | | | | |
| 5/3 | vs. KC (rain) | | | 0:57 (top 2 nd) | | | | | | |
| 4/25 | at DET (inclement weather) | | | Postponed | | Rescheduled for a DH on 4/26 | | | | |
| 4/11 | vs. TOR (rain) | | | Postponed | | | | | | |
| TOTAL TIME OF DELAYS: 14:18 | | | | | | | | | | |
| COLDEST GAME TIME TEMPERATURE: 45 degrees, April 5 at Kansas City (W, 8-1) | | | | | | | | | | |
| WARMEST GAME TIME TEMPERATURE: 100 degrees, 2x, last: June 24 vs. Texas (L, 6-5 [10]) | | | | | | | | | | |