

BALTIMORE ORIOLES (27-39) vs. DETROIT TIGERS (44-25)

LHP Keegan Akin (1-0, 2.89) vs. LHP Tarik Skubal (6-2, 2.16)

Thursday, June 12, 2025 • 6:35 p.m. ET • Oriole Park at Camden Yards • Baltimore, MD

TV: MASN2 • Radio: 98 Rock 97.9 FM/HD2 & WBAL NewsRadio 1090 AM/101.5 FM

Game No. 67

Home Game No. 32

O's AT A GLANCE	
Overall	27-39
Home	13-18
Road	14-21
Day	14-18
Night	13-21
Current Streak	W1
Last 5 Games	2-3
Last 10 Games	7-3
March	3-2
April	9-16
May	9-18
June	6-3
July	-
August	-
September	-
vs. LHSP	4-14
vs. RHSP	23-25
Series Opener	10-12
Series Opener at Home	6-5
Series Opener on Road	4-7
By Series	5-13-3
By Home Series	3-6-1
By Road Series	2-7-2
Rubber Games	3-7
Sweeps/Were Swept	2-4
Scored First	22-13
Opponent Scored First	5-26
1-run games	9-8
Comeback Wins	11-19
Last AB Wins	1-6
Walkoff Wins	0-1
Extra Innings	1-2
Led After 6	23-4
Led After 7	25-3
Led After 8	27-0
Tied After 6	2-3
Tied After 7	1-4
Tied After 8	0-3
Behind After 6	2-32
Behind After 7	1-32
Behind After 8	0-36
vs. AL Teams	22-26
vs. AL East	8-8
vs. AL Central	8-15
vs. AL West	6-3
vs. NL Teams	5-13
vs. NL East	1-5
vs. NL Central	3-6
vs. NL West	1-2
Hit 0 HR	6-20
Hit 1+ HR	21-19
Hit 2+ HR	12-8
Scored 3 or Fewer Runs	6-27
Scored 4 or More Runs	21-12
Allowed 3 or Fewer Runs	20-2
Allowed 4 or More Runs	7-37
More Hits than Opponent	17-8
Fewer Hits than Opponent	9-28
Committed No Errors	19-20
Committed 1 or More Errors	8-19
Starter Goes at least 5 inn	22-20
Starter Goes at least 6 inn	15-7
Starter Goes at least 7 inn	5-2

ORIOLESPRESSBOX.COM

The 2025 Baltimore Orioles Media Guide, as well as the latest game notes, rosters, press releases, and other team information, can be found at [oriolespressbox.com](#).

BIRDLAND BITES: The Orioles continue a six-game homestand tonight with the series finale against the Tigers (1-1)...The Angels are in town for a three-game set beginning tomorrow...The O's have won 11 of their last 17 games since May 24 after going 1-9 in their previous 10 games... Baltimore's remaining opponents own a .514 winning percentage, fourth highest in the majors behind Chicago-AL (.523), Cincinnati (.518), and Athletics (.516).

🦅 Yesterday, the Orioles snapped a six-game losing skid to the Tigers, the team's longest against Detroit since a franchise-record nine-game losing streak from August 1, 2021-September 20, 2022.

🦅 Baltimore scored 10 runs last night for the first time since Opening Day on March 27 at Toronto (12-2)...Snapped a 64-game stretch without scoring double digits, the club's longest such streak since a 66-gamer from September 11, 2021 (G1)-May 25, 2022.

🦅 The O's 16 hits yesterday were their most since September 28, 2024 at the Twins (16 H) and their most at Camden Yards since September 2, 2024 vs. the White Sox (18 H).

🦅 The Birds plated seven runs in the eighth inning, the most runs in an inning since June 21, 2024 at Houston (7 R, 8th inning) and the most in a frame at home since March 30, 2024 vs. Los Angels-AL (9 R, 6th inning).

🦅 **Jordan Westburg** has homered in both games since being reinstated from the Injured List on Tuesday...It's the second time in his career that he's hit a home run in consecutive games (also 6/22-23/24) and he's the seventh Oriole (8th occurrence) to go deep in two straight games this year (last: Rutschman, 6/4-5)...The last Oriole with a home run in three consecutive games was **Jackson Holliday** (8/4-7/24, 3 G).

🦅 Seven different Orioles had 2+ hits last night, marking the first occurrence by Baltimore since September 2, 2024 vs. Chicago-AL (also 7 players)...All nine O's starters recorded 1+ hit for the first time since September 25, 2024 at the Yankees.

🦅 The Orioles have drawn at least one walk in 144 straight games since July 2, 2024, the longest active stretch in the majors ahead of the Diamondbacks (57 G) and Yankees (33 G)...It's the second-longest such streak in franchise history behind a 155-game stretch from June 23, 1955-June 24 (G1), 1956...The last MLB team with a longer streak was the Athletics, who had a 146-game run from August 9, 2019-May 14, 2021.

HOLLIDAY SEASON: **Jackson Holliday** has reached safely in a career-high 14 straight games since May 26, the fifth-longest active run in the AL and tied for seventh longest in MLB.

🦅 He has hit safely in 17 of his last 19 games at Camden Yards since April 28, slashing .364/.380/.636 (28-for-77) with six doubles, five home runs, and 11 RBI.

🦅 He ranks among AL second basemen in OPS (2nd, .759), slugging percentage (2nd, .438), extra-base hits (2nd, 20), hits (2nd, 61), batting average (2nd, .270), RBI (3rd, 27), total bases (3rd, 99), and on-base percentage (3rd, .321).

🦅 Since May 1, he is slashing .312/.354/.506 (24-for-77) with one double, one triple, and four home runs on fastballs (four-seam, sinker, cutter) after opening the season with a .220/.333/.317 (9-for-41) line with one double and one home run.

PITCHING IN: Oriole relievers have posted a 1.73 ERA (11 ER/57.1 IP) over the last 17 games since May 24, the second-lowest mark among all MLB bullpens during that period...They own a 33.5 percent strikeout rate in that time (75 K, 224 BF) while recording a 7.6 percent walk rate (17 BB, 217 BF)...The Birds received a 5.62 ERA (116 ER/185.2 IP) from relievers through May 23, fourth highest in MLB ahead of the Angels (6.57 ERA), Nationals (6.27 ERA), and Athletics (6.06 ERA).

🦅 Baltimore's bullpen owns a 21.9 percent inherited scored rate (16 IR/105 IR), the second-best mark in the majors behind Los Angeles-NL (21.1%)...**Seranthony Domínguez's** 6.3 percent rate (1 IRS/16 IR) leads MLB, while **Keegan Akin's** 7.1 percent clip (1 IRS/14 IR) is tied for second lowest...Both percentages would set the single season franchise record (since 1954), currently held by **Mark Thurmond** (10.5%, 1988).

🦅 As a club, the 21.9 percent inherited scored rate would be the lowest in franchise history, a record currently held by the 1994 Orioles (23.7%).

TURN AROUND STARTS NOW: The O's are slashing .205/.279/.283 against left-handed pitching this season with an MLB-low .562 OPS...Since May 16, however, they are slashing .258/.322/.344 with a .666 OPS.

🦅 **Ramón Urías** is batting .344 (11-for-32) with two doubles and one homer off lefties, while **Cedric Mullins** is 13-for-46 (.283) with two doubles and two homers.

🦅 **Gunnar Henderson** is 3-for-7 with two RBI, one hit-by-pitch, and one strikeout against left-handed pitching since June 7 after opening the year 10-for-72 (.139) with two doubles, one homer, two RBI, and 24 strikeouts.

🦅 **Coby Mayo** went 11-for-22 (.500) with three doubles, one triple, five home runs, 10 RBI, and four walks off left-handed pitching with Triple-A Norfolk this season.

THAT'S MORE LIKE IT: In 19 games since May 21, **Gunnar Henderson** is slashing .324/.415/.423 (23-for-71) with four doubles, one homer, six RBI, and 10 walks...He has hit safely in eight straight against the Tigers since September 20, 2024, and reached base safely in 11 straight since September 13, 2024, batting .357 (15-for-42) with five doubles, one triple, one homer, and seven RBI during the 11-game run.

ROLE REVERSAL: The Birds have permitted 92 home runs, third most in the majors ahead of the Athletics (104 HR) and Blue Jays (95 HR)...Over their last 16 games since May 24 (G2), however, they have allowed only 10 long balls.

🦅 The O's have allowed one or zero home runs in a season-high 12 straight games, their longest such streak since a 15-game run from May 29-June 13.

NIP AND TUCK: Since May 24, Baltimore has played 13 games decided by three runs or fewer (8-5, .615), the second most such games in the AL behind Los Angeles (15 G) and tied for fifth most in MLB during that stretch...The O's played in 23 such games to open the season, tied with the Cubs for the fewest in the majors, going 7-16 (.304) in those contests...The Birds 36 games overall are tied with the Brewers for second fewest in MLB ahead of the Cubs (32 G).

DUCKS ON THE POND: The O's are batting .180 (44-for-244) with runners in scoring position and two outs, the second-lowest mark in the majors ahead of the Pirates (.169, 40-for-237)...The .180 clip is the lowest figure by a Baltimore club in franchise history (since 1954), with the next closest teams being the 2018 (.199) and 1988 (.204) Orioles.

O's vs. TIGERS		
Current Streak		W1
2025 Record		1-4
at Oriole Park at Camden Yards		1-1
at Comerica Park		0-3
All-Time (since 1954)		466-437
at Home		241-210
on Road		225-227
2025 Schedule		
Date	Score	Win/Loss/Save
4/26-1	L, 4-3	Mize/Young/Vest
4/26-2	L, 6-2	Hurter/Morton
4/27	L, 7-0	Skubal/Kremer
6/10	L, 5-3	Lee/Povich/Vest
6/11	W, 10-1	Eflin/Mize
6/12		6:35 p.m. ET
Indicates Home		

O's AT HOME	
Record	13-17
Team AVG/OBP/SLG	.250/.309/.432
Fielding Errors	17
Team ERA	5.50 (171 ER/280.0 IP)
Starters ERA	5.96 (103 ER/155.2 IP)
Bullpen ERA	4.92 (68 ER/124.1 IP)
Saves/Opps	9/13
Best Homestand	.667 (4-2), 5/26-6/1
Worst Homestand	.000, 5/13-18 (0-6)

'PEN PALS	
Lowest Bullpen ERA, Since May 24	
1. Chicago Cubs	0.58
2. Baltimore Orioles	1.73
3. San Francisco Giants.....	1.85
4. San Diego Padres.....	2.38
5. Texas Rangers	2.40

ACTION JACKSON	
Longest Active On-Base Streaks, AL	
1. José Ramírez (CLE).....	37 G
2. Vinnie Pasquantino (KC)	26 G
3. Ty France (MIN)	22 G
4. Gleyber Torres (DET).....	18 G
5. Jackson Holliday (BAL)	14 G

UPCOMING MILESTONES	
Colton Cowser	4 R shy of 100
Jackson Holliday	3 H shy of 100
Dean Kremer	11 K shy of 500
Charlie Morton	1 G shy of 400
Ramón Urías	8 RBI shy of 200

THIS DATE IN O'S HISTORY	
June 12, 1972 - Pat Dobson tosses a four-hit shutout to beat the reigning AL Cy Young and MVP Vida Blue, 1-0, before 50,182 fans in Oakland. Dobson walks one and fans eight, and Don Buford's eighth-inning single plates the game's only run.	
June 12, 1990 - The Orioles beat Milwaukee, 4-3 in 10 innings, as Mickey Tettleton hits a game-tying solo home run in the ninth inning and Randy Milligan leads off the 10 th with a homer. Shortstop Cal Ripken, Jr. plays in his 1,308 th consecutive game, moving past Everett Scott for the second-longest streak of all-time and the longest at one position.	

UPCOMING SCHEDULE					
DATE	OPPONENT	TIME	ORIOLES STARTER	OPPONENT STARTER	TV
June 13	LOS ANGELES-AL	7:05 p.m.	RHP Charlie Morton (2-7, 6.59)	RHP Jack Kochanowicz (3-7, 5.61)	Apple TV+
June 14	LOS ANGELES-AL	4:05 p.m.	RHP Tomoyuki Sugano (5-4, 3.23)	LHP Tyler Anderson (2-3, 3.99)	MASN
June 15	LOS ANGELES-AL	1:35 p.m.	LHP Cade Povich (1-5, 5.46)	LHP Yusei Kikuchi (2-5, 2.92)	MASN
MASN and MASN2 games can also be streamed locally via MASN+ ...All games broadcast on the Orioles Radio Network and 98 Rock 97.9 FM/HD2 & WBAL NewsRadio 1090 AM/101.5 FM					

#64 DEAN KREMER RHP



5-6, 4.98 ERA

HT: 6-2 WT: 210
DOB: 1/7/96 Age: 29
Bats: R Throws: R

PITCH TYPE (2025)	USAGE	AVG. VELOCITY
Fastball	25.2%	93.6 mph
Cutter	22.8%	87.2 mph
Sinker	19.4%	92.8 mph
Splitter	17.5%	82.5 mph
Curveball	14.8%	78.8 mph
Slider	0.3%	83.9 mph

QUICK HITS: Set to make his team-leading 14th start of the 2025 campaign...The Stockton, CA native became the first Israeli citizen to be drafted in MLB's First-Year Player Draft when he was selected by the San Diego Padres in the 38th round (1,137th overall) of the 2015 draft out of San Joaquin Delta College (CA)...Did not sign with San Diego and transferred to the University of Nevada, Las Vegas...Was drafted in the 14th round (431st overall) by the Los Angeles Dodgers in the 2016 First-Year Player Draft... Acquired by the Orioles on July 18, 2018 along with INF Breyvic Valera, OF Yusniel Diaz, RHP Zach Pop, and INF Rylan Bannon in exchange for INF Manny Machado...Was a member of Team Israel in the 2023 World Baseball Classic.

LAST TIME OUT: Was dealt his sixth loss of the season on June 6 at the Athletics, allowing five runs on eight hits and one walk with two strikeouts in 5.1 innings...Threw 82 pitches, 51 strikes...Allowed four runs and four hits in the third inning, which were both season highs...Marked the third time he's allowed four runs in an inning this season (4/9 at AZ, 5th inning; 5/14 vs. MIN, 4th inning).

🌀 Kremer has thrown at least 5.0 innings in 10 consecutive starts, the longest active streak on the team and the third-longest streak of his career, trailing runs of 13 (4/18-6/24/23) and 12 (8/5-10/3/22) starts.

MOTOR CITY MALAISE: Has made two career starts against the Tigers, posting an 0-2 record with an 8.44 ERA (10 ER/10.2 IP), 1.97 WHIP, and nine strikeouts against six walks...Last faced the club on April 27 in Detroit, allowing five runs on four hits and a season-high four walks with three strikeouts in 5.2 innings...His ERA against the Tigers is the second highest he's recorded against any opponent (min. 10.0 IP).

🌀 Is 5-10 with a 4.83 ERA (53 ER/98.2 IP), 1.36 WHIP, and 72 strikeouts against 31 walks in 19 career starts against AL Central foes.

POWER OUTAGE: Did not allow a home run in his last outing for the seventh time this season...Has held his opposition homerless in six of his last eight starts after giving up at least one home run in his prior three starts (6 total HR)...The four consecutive starts without allowing a home run is his longest streak since a career-high six straight homerless outings from August 14-September 11, 2024...The Orioles are 31-21 when Kremer does not allow a home run in a start in his career.

DIAMOND CUTTER: Over his last seven starts, opposing batters are hitting .098 (4-for-42) with eight strikeouts against his cutter compared to a .314 (11-for-35) clip in his first six starts.

🌀 Allowed a double on his cutter to Brent Rooker in the third inning on June 6, snapping a streak of seven starts since April 27 without allowing an extra-base hit on the pitch.

HOME IS WHERE THE HEART IS: Kremer owns a 3-1 with a 2.25 ERA (5 ER/18.0 IP) in four home starts compared to a 2-5 with a 6.33 ERA (34 ER/48.1 IP) in nine road starts...His road ERA is the highest in MLB (min. 40.0 IP).

TWO STRIKE TROUBLE: Opposing batters are hitting .245 (35-for-143) with 10 extra-base hits off Kremer with two strikes...The .245 batting average against with two strikes is the sixth-highest mark in the majors (min. 10 GS).

PLAYING ALL THE HITS: His 83 hits allowed this season are tied with ATH's Luis Severino for the second most in the AL, trailing TOR's Chris Bassitt (86 H)...His 10.33 hits per 9.0 innings are the second highest mark of his career, ahead of 2021 (10.57).

🌀 Has allowed six or more hits in a career-high five consecutive starts.

KREMER WITHOUT THE K: Has posted a career-low 16.8 percent strikeout rate as well as a career-low 18.1 percent whiff rate, down 5.2 percent from last season (23.3%).

🌀 Generated a season-low two whiffs on June 6 at the Athletics...Has only produced 10 whiffs over his past two starts after generating 10+ whiffs in each of his previous four starts from May 8-25.

2025 & CAREER SPLITS

2025							CAREER						
	W-L	ERA	G/S	IP	ER		W-L	ERA	G/S	IP	ER		
Home	3-1	2.25	4/4	24.0	6		18-15	4.13	54/53	292.0	134		
Road	2-5	6.33	9/9	48.1	34		17-21	4.62	54/54	280.1	144		
Day	3-3	5.22	7/7	39.2	23		10-13	4.55	37/37	196.0	99		
Night	2-3	4.68	6/6	32.2	17		25-23	4.28	71/70	376.1	179		
	AVG	AB	H	HR	BB	K	AVG	AB	H	HR	BB	K	
vs. Left	.331	160	53	7	6	27	.263	1000	263	44	108	236	
vs. Right	.226	133	30	3	13	26	.249	1214	302	39	88	253	
TOTALS	.283	293	83	10	19	53	.255	2214	565	83	196	489	

RUN SUPPORT (as starter in '25)

0 Runs	3
1 Run	1
2 Runs	2
3 Runs	3
4 Runs	3
5 Runs	--
6 Runs	--
7 Runs	--
8 Runs	1
9 Runs	--
10+ Runs	--
Total	34
RSA/9	4.23

RUNS ALLOWED BY INNING IN 2025

1 st	7
2 nd	6
3 rd	8
4 th	6
5 th	11
6 th	4
7 th	0
8 th	--
9 th	--
Total	42

MISCELLANEOUS 2025 STATS

WHIP	1.41
K/9	6.59
BB/9	2.36
QS	3
#P/IP	16.4
Opponents	
AVG:	283
OBP:	327
SLG:	457
OPS:	784

2025 HIGHS

Innings: 7.0, 2x, last: 5/8 at MIN
Hits: 11, 4/22 at WSH
Runs: 6, 2x, last: 4/22 at WSH
Earned Runs: 6, 4/9 at AZ
Strikeouts: 8, 5/8 at MIN
Walks: 4, 4/27 at DET
Home Runs: 3, 4/9 at AZ
Winning Streak: 2, 5/25-31
Losing Streak: 2, 2x, last: 4/22-4/27
Shortest Start: 4.1 IP, 4/4 at KC
Pitches Thrown: 102, 5/31 vs. CWS
Low-Hit CG: --

CAREER HIGHS

Innings: 9.0, 9/23/22 vs. HOU
Hits: 11, 2x, last: 4/22 at WSH
Runs: 8, 4/13/24 vs. MIL
Earned Runs: 7, 2x, last: 6/30/23 vs. MIN
Strikeouts: 10, 3x, last: 5/12/24 vs. AZ
Walks: 5, 3x, last: 8/8/24 at TOR
Home Runs: 3, 3x, last: 4/9/25 at AZ
Winning Streak: 3, 5x, last: 8/14-9/6/24
Losing Streak: 9, 9/23/20-6/5/22
Shortest Start: 0.1 IP, 6/24/21 at TOR
Pitches Thrown: 106, 9/23/22 vs. HOU
Low-Hit CG: 4, 9/23/22 vs. HOU

KREMER vs. DET

PLAYER	AVG	AB	H	HR	RBI
Báez	.500	4	2	0	3
Carpenter	.000	3	0	0	0
Dingler	.000	2	0	0	0
Greene	.333	6	2	0	1
Jones	—	—	—	—	—
Keith	—	—	—	—	—
McKinstry	.000	3	0	0	0
Meadows	—	—	—	—	—
Pérez	—	—	—	—	—
Rogers	.000	3	0	0	0
Sweeney	.000	1	0	0	0
Torkelson	.000	4	0	0	0
Torres	.308	26	8	0	2

SKUBAL vs. BAL

PLAYER	AVG	AB	H	HR	RBI
Carlson	.143	7	1	0	0
Cowser	—	—	—	—	—
Handley	—	—	—	—	—
Henderson	.333	3	1	0	0
Holliday	.000	2	0	0	0
Laureano	.133	15	2	1	1
Mayo	—	—	—	—	—
Mullins	.250	8	2	0	0
O'Hearn	.000	2	0	0	0
Rutschman	—	—	—	—	—
Uriás	.273	11	3	0	1
Vázquez	—	—	—	—	—
Westburg	—	—	—	—	—

KREMER'S 2025 STARTS

DATE	OPP	SCORE	WHEN LEFT	DEC	IP	H	R	ER	BB	K	HR	PIT	STR
3/29	at TOR	9-5	8-5	W	5.1	5	5	5	2	6	1	81	56
4/4	at KC	2-8	2-3	L	4.1	8	3	2	0	1	0	88	63
4/9	at AZ	0-9	0-5	L	4.2	8	6	6	1	4	3	85	58
4/16	vs. CLE	9-1	4-1	W	5.1	4	1	1	1	2	1	96	61
4/22	at WSH	0-7	0-6	L	5.1	11	6	5	0	4	2	101	67
4/27	at DET	0-7	0-4	L	5.2	4	5	5	4	3	0	97	59
5/2	vs. KC	3-0	3-0	W	7.0	3	0	0	1	2	0	82	56
5/8	at MIN	2-5	2-2	ND	7.0	3	2	2	2	8	1	86	57
5/14	vs. MIN (G1)	3-6	3-4	L	5.2	7	4	4	2	4	2	95	66
5/19	at MIL	4-5	1-4	ND	5.1	9	4	4	2	6	0	97	63
5/25	at BOS	5-1	3-0	W	5.1	7	0	0	1	4	0	95	62
5/31	vs. CWS	4-2	4-1	W	6.0	6	1	1	2	7	0	102	64
6/6	at ATH	4-5	4-5	L	5.1	8	5	5	1	2	0	82	51
TOTALS					5-6	72.1	83	42	40	19	53	1187	783 (66.0%)

TOMORROW'S STARTER: RHP CHARLIE MORTON (2-7, 6.59)

LAST TIME OUT: Did not factor in the decision after allowing four runs on six hits, four walks, and one hit batter with five strikeouts in 2.1 innings on June 7 at the Athletics... All four runs scored and five of the hits came in the first inning...Snapped a streak of two straight quality starts...Threw 76 pitches, 42 strikes...Was the 35th different ballpark he's started in, tied with MIL's Jose Quintana for the most among active pitchers.

vs. LOS ANGELES-AL: Set to make his 13th career start (14th appearance) against the Angels...Is 5-2 with a 3.60 ERA (26 ER/65.0 IP) in his career against Los Angeles-AL...Has allowed three runs or less in five of his last six starts against the Angels...Threw 2.0 perfect innings with two strikeouts in relief against Los Angeles-AL on May 10 in Anaheim.



PITCHER	LAST OUTING	DEC.	IP	H	R	ER	BB	K	RETIRED/1 ST BF	IR/SCORED	SV/OPP	INNINGS-HIGH	STRIKEOUTS-HIGH
Akin	6/11 vs. DET	HLD	0.1	0	0	0	0	1	21/28	14/1	0/2	2.0 (2x, last: 5/14 [G1] vs. MIN)	3 (2x, last: 4/30 vs. NYY)
Baker	6/11 vs. DET	HLD	1.0	0	0	0	0	1	25/31	15/2	2/4	1.2 (3/30 at TOR)	4 (3/30 at TOR)
Bautista	6/7 at ATH	SV	1.0	0	0	0	1	3	16/22	2/0	12/13	1.0 (21x, last: 6/7 at ATH)	3 (3x, last: 6/7 at ATH)
Blewett	6/10 vs. DET	ND	2.0	2	0	0	0	0	15/16	7/0	--	2.2 (4/18 vs. CIN)	4 (4/18 vs. CIN)
Cano	6/10 vs. DET	ND	1.0	1	0	0	0	3	17/27	9/3	0/2	1.1 (4/13 vs. TOR)	3 (6/10 vs. DET)
Domínguez	6/10 vs. DET	ND	1.1	0	0	0	0	0	18/27	16/1	1/2	1.2 (5/24 [G2] at BOS)	3 (2x, last: 5/28 vs. STL)
Kittredge	6/7 at ATH	HLD	1.0	0	0	0	0	1	5/7	3/1	--	1.0 (6x, last: 6/7 at ATH)	2 (3x, last: 6/5 at SEA)
Soto	6/11 vs. DET	ND	1.0	0	0	0	0	1	21/28	14/4	--	1.2 (4/4 at KC)	3 (3x, last: 6/4 vs. BOS)
2025 TOTALS	4.70 ERA	8-12	243.0	234	138	127	113	264	162/230	105/23	15/23	4.2 (McDermott, 5/20 at MIL)	6 (Morton, 5/17 vs. WSH)

45 • KEEGAN AKIN • LHP

1-0 • 2.89 ERA • 30 G (2 GS)

WHIP: 1.29

K/9: 9.96

BB/9: 4.50

vs. ALL: .216 (22-for-102)

vs. LHB: .283 (13-for-46)

vs. RHB: .161 (9-for-56)

⚡ Recorded his 10th hold of the year on 6/11 vs. DET after retiring the only batter faced on a strikeout...Stranded two inherited runners

⚡ Has not allowed a run or a hit across 2.2 innings in two games started this year (4/26 [G2] at DET & 5/20 at MIL)

⚡ Pitched on three consecutive days for the first time in his career from 6/5-7 (1.2 IP)

⚡ Has not issued a walk in four straight appearances (2.0 IP) after allowing six free passes across his previous eight outings from 5/14 (G1)-31 (8.2 IP)...Had walked six batters in his previous 17 games from 3/29-5/9

⚡ Lefties have gone 6-for-18 (.333) with two doubles and a homer since 5/14...Righties are 2-for-20 (.100) with zero extra-base hits in the same span

⚡ Owns a 29.7 percent strikeout rate (22 K/74 BF) over his last 19 appearances (2 GS) since 4/22...Had a 20.9 percent clip (9 K/43 BF) in his first 11 outings

⚡ His 7.1 percent inherited runner scored rate is tied for second in MLB

⚡ Opponents are 0-for-24 with eight strikeouts against his changeup compared to 15-for-48 (.313) with 12 punchouts off his fastball, his most-utilized offering (51.8%)

⚡ Owns a 29.6 percent ground ball rate, the lowest of his career, and a career-high 70.4 percent air rate, surpassing his previous high set in 2020 (65.7%)

⚡ Has allowed two home runs to left-handed hitters (5/16 vs. WSH - Wood & 4/3 vs. BOS - Casas)...Allowed only two homers to lefties all of last season

43 • BRYAN BAKER • RHP

3-1 • 2 SV • 2.70 ERA • 31 G

WHIP: 0.93

K/9: 11.70

BB/9: 1.80

vs. ALL: .208 (22-for-106)

vs. LHB: .208 (11-for-53)

vs. RHB: .208 (11-for-53)

⚡ Tossed 1.0 perfect inning with one strikeout on 6/11 vs. DET to record his fifth hold of the season...Five of his last six appearances have been scoreless and three of those were perfect outings

⚡ Has converted both save opportunities this season (6/1 vs. CWS & 6/5 at SEA)

⚡ His 39 strikeouts tie for 10th among AL relievers...His 34.8 percent strikeout rate is a career high

⚡ Holds a career-low 5.4 percent walk rate...Has issued one walk in his last 18 appearances since 5/3 (18.0 IP)

⚡ Has held left-handed hitters to a .158 (6-for-38) clip in his last 19 appearances since 4/30 after lefties went 5-for-15 (.333) in 12 games to open the season

⚡ Owns career highs in chase rate (28.1%), swing rate (50.0%), and whiff rate (30.8%)

⚡ Opponents are hitting .204 (10-for-49) against his fastball this season, down from .286 (12-for-42) a year ago...His 96.7 mph average fastball velocity is the highest of his career, up from 96.3 mph in 2024

74 • FÉLIX BAUTISTA • RHP

0-1 • 12 SV • 3.32 ERA • 22 G

WHIP: 1.34

K/9: 11.63

BB/9: 6.65

vs. ALL: .169 (13-for-77)

vs. LHB: .171 (6-for-35)

vs. RHB: .167 (7-for-42)

⚡ Converted his 12th save of the year on 6/7 at ATH after tossing a scoreless ninth inning on one walk with a season-high-tying three strikeouts (3x, last: 5/31 vs. CWS) on 6/7 at ATH...Has not allowed a run in four straight appearances after doing so in five of his previous seven outings from 5/11-30

⚡ Allowed two doubles on 5/30 vs. CWS, tying a career high for extra-base hits in an outing (also 9/24/22 vs. HOU & 5/16/22 vs. NYY)...Matched a career high with two doubles surrendered (also 9/24/22 vs. HOU)

⚡ Allowed a run in five of seven appearances from 5/11-30, including a career-high four straight from 5/11-21, after 10 of his first 11 games were scoreless

⚡ Opponents are 3-for-35 (.086) with 20 strikeouts and a 59.0 percent whiff rate against his split-finger

⚡ His 17.2 percent walk rate is the fifth highest in MLB among relievers

⚡ Recorded a save in a career-high six straight appearances from 4/19-5/9

⚡ Owns a career-high 53.1 percent ground ball rate, up 16.7 percent from 2023 (36.4%)

⚡ Made his season debut on 3/29 at TOR, marking his first major league game since 8/25/23 vs. COL (582 days)

⚡ His 60 career saves are the second most by an O’s reliever through his first 142 appearances with the team, behind Gregg Olson (65)

67 • SCOTT BLEWETT • RHP

2-0 • 3.41 ERA • 17 G (1 GS)

WHIP: 1.31

K/9: 8.07

BB/9: 3.41

vs. ALL: .248 (27-for-109)

vs. LHB: .222 (12-for-54)

vs. RHB: .273 (15-for-55)

⚡ Threw 2.0 scoreless innings on two hits on 6/10 vs. DET...Has thrown 3.2 shutout frames in two games since rejoining the Orioles

⚡ Acquired from ATL in exchange for cash considerations on 6/6 after being designated for assignment...Marks his second stint with the Orioles after being claimed off waivers from MIN on 4/14...Was also designated for assignment by the Orioles on 4/19 and Twins on 4/12...Traded to the Braves for cash considerations on 4/20...Was a non-roster invitee to Spring Training with MIN and had his contract selected on 4/7

⚡ Has surrendered one unearned run in four games (8.0 IP) with the O’s...Made his team debut on 4/15 vs. CLE (1.2 IP, 1 H, 0 R, 2 K)

⚡ Is 2-0 with a 3.67 ERA (11 ER/27.0 IP) with 25 hits (5 HR), 11 walks, and one hit batter with 26 strikeouts in 16 games (1 GS) with three MLB teams this season...Also allowed three runs in 2.1 innings with Triple-A St. Paul (MIN)

⚡ Allowed five of 11 earned runs this season on 6/5 vs. AZ (w/ATL)

78 • YENNIER CANO • RHP

1-4 • 4.09 ERA • 27 G

WHIP: 1.23

K/9: 10.23

BB/9: 2.45

vs. ALL: .253 (21-for-83)

vs. LHB: .344 (11-for-32)

vs. RHB: .196 (10-for-51)

⚡ Threw 1.0 scoreless inning on one hit with a season-high three strikeouts on 6/10 vs. DET...Had three total strikeouts in his previous five games (3.0 IP)...Five of his last eight appearances have been perfect after having two such games in his previous 15 outings from 4/12-5/19

⚡ Has not allowed a run in four June games (3.0 IP) after posting a 9.64 ERA (10 ER/9.1 IP) in 12 May appearances...Did not surrender an earned run in his first 12 games (10.2 IP) through 5/2 to begin the season

⚡ Lefties are slashing .423/.464/.692 (11-for-26) with one double and two homers in 23 appearances since 4/12

⚡ Is one of seven AL relievers with at least four losses

⚡ Has limited opponents to .182 (6-for-33) with 10 strikeouts against his sinker and .083 (1-for-12) with three strikeouts off his slider, compared to .448 (13-for-29) with nine strikeouts against his changeup

⚡ Owns a career-best 35.3 percent chase rate, ranked in the top five percent of MLB

⚡ Has recorded a 60.2 percent ground ball rate since 2023, the eighth-highest mark among MLB relievers during that stretch...Owns a 55.9 percent clip in 2025

56 • SERANTHONY DOMÍNGUEZ • RHP

2-1 • 1 SV • 4.21 ERA • 27 G

WHIP: 1.29

K/9: 11.22

BB/9: 5.26

vs. ALL: .200 (18-for-90)

vs. LHB: .289 (11-for-38)

vs. RHB: .135 (7-for-52)

⚡ Stranded an inherited runner in 1.1 perfect innings on 6/10 vs. DET...Marked his second career outing of more than 1.0 IP without a strikeout (also 8/15/18 vs. BOS, 1.1 IP)...Has struck out multiple batters in five out of his last seven outings

⚡ Has pitched 7.2 scoreless innings on two hits and two walks with 12 strikeouts in his last seven games after allowing 12 runs in 11 games from 4/26 (G2)-5/24 (G2)

⚡ His 6.3 inherited runners scored percent this year is the best among qualified relievers...Has allowed one of 16 inherited runners to score

⚡ Has limited the opposition to an .053 (1-for-19) clip with nine strikeouts against his sweeper and .063 (1-for-16) off his split finger...All three home runs allowed have come off his four seamer

⚡ His career-high 14.3 percent walk rate is eighth highest among AL relievers...Has issued two free passes in his last eight games (9.1 IP) since 5/24 (G2)

⚡ Lefties slashed .379/.471/.759 (11-for-29) with two doubles and three homers in his first 20 appearances (18.0 IP) through 5/24...Left-handers are 0-for-9 since

⚡ Holding right-handed batters to .135/.250/.154 (7-for-52) with one double...The .404 OPS against righties ranks sixth in the AL (min. 50 BF)

⚡ Allowed three runs on 4/26 (G2) at DET, snapping a streak of 10 consecutive appearances without allowing a run dating back to 9/29/24

⚡ Surrendered a hit on 4/19 vs. CIN, snapping a career-high-tying streak of seven consecutive hitless outings from 3/29-4/17

39 • ANDREW KITTREDGE • RHP

1-0 • 1.35 ERA • 7 G

WHIP: 1.35

K/9: 12.15

BB/9: 4.05

vs. ALL: .231 (6-for-26)

vs. LHB: .286 (4-for-14)

vs. RHB: .167 (2-for-12)

⚡ Recorded his third hold of the season in as many outings after completing 1.0 perfect inning with one strikeout on 6/7 at ATH...Has pitched three straight perfect games (2.2 IP) after allowing nine baserunners (6 H, 3 BB) across his previous three appearances (3.0 IP)

⚡ Righties went 2-for-3 in his appearance on 5/28 after he limited right-handed hitters to a .093 (4-for-43) clip with 14 strikeouts and one extra-base hit (2B) in his previous 22 appearances dating to 8/22/24

⚡ Reinstated from the 15-day Injured List on 5/21...Opened the season on the IL after undergoing left knee debridement on 4/7

⚡ Pitched in six rehab outings between High-A Aberdeen and Triple-A Norfolk, pitching to a 1.50 ERA (1 ER/6.0 IP) on six hits and two walks with six strikeouts

⚡ Entering this season, his 2.48 ERA (48 ER/174.0 IP) since 2021 ranked tied for seventh in the majors (min. 150 G)

⚡ Has also pitched for the Rays (181 G) and Cardinals (74 G) in his career...Was an AL All-Star in 2021 with TB

65 • GREGORY SOTO • LHP

0-2 • 3.80 ERA • 28 G

WHIP: 1.27

K/9: 10.65

BB/9: 3.04

vs. ALL: .239 (22-for-92)

vs. LHB: .200 (8-for-40)

vs. RHB: .269 (14-for-52)

⚡ Worked 1.0 perfect inning with one strikeout on 6/11 vs. DET...Has struck out seven batters over his last four appearances after totaling five strikeouts in his seven prior outings since 5/19 at MIL

⚡ His 14 holds are tied for third in the AL and are the second most in his career behind 2023 (24)

⚡ Has pitched to a 2.53 ERA (3 ER/10.2 IP) in his 13 outings since 5/14 (G2) after compiling a 9.00 ERA (7 ER/7.0 IP) through nine appearances from 4/13-5/8...Began the year with six straight scoreless outings through 4/12

⚡ Opponents are slashing .100/.143/.250 (2-for-20) over his last seven appearances since 5/25 after batting .327/.382/.531 (16-for-49) in his 14 prior outings from 4/13-5/23...Opponents went .143/.250/.143 (3-for-21) in his first six appearances

⚡ Has limited lefties to a .167 (5-for-30) clip over his last 21 appearances since 4/16...Righties have gone 11-for-37 (.297) against him during that same period

⚡ Owns a career-low 7.8 percent walk rate, down 3.3 percent from last season (11.1%) and 1.0 percent lower than his previous best set in 2023 (8.8%)

ORIOLES PUBLIC RELATIONS DEPARTMENT 333 W. CAMDEN ST., BALTIMORE, MD 21201 410-547-6150 ORIOLESPR@ORIOLES.COM @ORIOLESPR



15 • DYLAN CARLSON • OF (S)	.214 • 3 HR • 11 RBI
Current Streak: 1 G (1-4; since 6/8)	2025 High: 6 G (5/28-6/4)
6/8 at ATH: 1-4	Homestand: --
On Friday at ATH, reached safely three times for the first time since 9/29/24 at BOS (w/TB)...Hit his first homer off a lefty since 8/2/24 at HOU (Yusei Kikuchi)	
Slashing .292/.346/.542 (14-for-48) with three doubles, three home runs, and nine RBI in 14 games since 5/24 (G2)...Has hit safely in 10 of those...Opened the year 1-for-22 (.045) in 13 games	
Hit safely in six straight from 5/28-6/4, his longest run since 6/24-29/22 (also 6 G)	
Is 12-for-55 (.218) with three doubles and two home runs when batting left handed compared to 3-for-15 (.200) with one homer when batting right handed	
Homered in consecutive games (5/25-26) for the third time in his career (last: 5/30-31/21)...The home run on 5/26 was the hardest hit homer of his career (107.6 mph)	

17 • COLTON COWSER • OF (L)	.196 • 3 HR • 3 RBI
Current Streak: 1 G (1-5; since 6/11)	2025 High: 4 G (3/29-6/4)
Last Game: 1-5, 3 K	Homestand: 2 G, 1-9, 5 K
On Saturday at ATH, hit the furthest homer of his career (455 ft.), marking the furthest hit by an Oriole since Ryan Mountcastle (472 ft., 8/8/23 vs. HOU)	
Is 7-for-30 (.233) with one double, two homers, and one walk in eight games since being reinstated from the 60-Day IL on 6/2...The O's went 20-34 with him on the IL	
Placed on the 10-day IL with a left thumb fracture on 3/31 suffered while sliding into first base on 3/30 at TOR...Was transferred to the 60-day IL on 4/28...Started a rehab assignment on 5/22	
Recorded his third career leadoff home run on 3/29 at TOR off Max Scherzer	

98 • MAVERICK HANDLEY • C (R)	.081 • 0 HR • 3 RBI
Current Streak: 0-for-last-8 (since 6/1)	2025 High: 2 G (5/28-6/1)
6/7 at ATH: 0-4, 2 K	Homestand: --
Snapped an 0-for-20 skid on 5/28 vs. STL with a fourth-inning single	
Tallied his first two career RBI on 5/11 at LAA via sac fly and sac bunt...Was the first Oriole with a sac fly and sac bunt in the same game since Cedric Mullins (4/8/19 vs. OAK) and the first by a Baltimore catcher since Lenny Webster (5/10/97 vs. SEA)	
Recorded his first MLB hit in the fourth inning on 5/8 at MIN, a single off Bailey Ober	
Made his MLB debut on 4/29 vs. NYY, entering as a defensive replacement in the sixth inning...Struck out in both of his at bats...Was the first position player to debut for the Orioles this season...Had his contract selected from Triple-A Norfolk on 4/28	

2 • GUNNAR HENDERSON • INF (L)	.275 • 8 HR • 19 RBI
Current Streak: 5 G (9-19; since 6/5)	2025 High: 9 G (4/26 [G1]-5/4)
Last Game: 2-3, R, RBI, 2 BB, K, SB	Homestand: 2 G, 4-7, 2B, R, 2 RBI, 2 BB, 2 K, SB
Has driven in a run in back-to-back games this series, both off left-handed pitching...Had two RBI against southpaws entering Tuesday's series opener vs. DET...Reached base safely a season-high-tying four times for the third time this season (6/7 at ATH; 4/19 vs. CIN)	
Extended his hitting streak against DET to eight games and his on-base streak against the club to 11 games yesterday after going 2-for-3...Owns an .879 OPS with six doubles, one triple, and two homers in 19 career games against the Tigers	
On Thursday at SEA, his go-ahead homer snapped a season-high 15-game run without a long ball (last: 5/19 vs. WSH)...The O's are 57-18 for his career when he homers	
Slashing .305/.380/.468 (43-for-141) with six doubles, one triple, five homers, and 14 RBI in 36 games since the beginning of May...Has 15 multi-hit efforts in that time	
Scored three runs on 5/21 at MIL for the first time this season...Since the start of 2023, his 18 games with 3+ runs lead MLB ahead of CIN's Elly De La Cruz and LAD's Mookie Betts (both 14)	
Recorded his 400 th career hit on 5/30, becoming the sixth Oriole to do so before turning 24, (Machado, Ripken, Jr., Murray, Powell, & Brooks Robinson)	
Had a 19-game on-base streak from 4/23-5/14, second longest of his career	
His 93.4 mph average exit velocity ranks sixth in the AL...90 of his batted balls (54.2%) have been hard hit (95+ mph)	

7 • JACKSON HOLLIDAY • INF (L)	.270 • 8 HR • 27 RBI
Current Streak: 3 G (5-13; since 6/8)	2025 High: 10 G (5/14 [G2]-5/24[G1])
Last Game: 2-5, R, 2 K, SB	Homestand: 2 G, 4-9, 2B, 3 R, 3 K, 2 SB
Has reached base safely in a career-best 14 straight games since 5/26...The 14-game streak is the fifth longest in the AL and tied for the seventh longest in MLB	
On Friday, his three hits matched a season high (5x, last: 5/28 vs. STL), while his two extra-base hits matched a career high (4x, last: 5/28 vs. STL)...Hit his second-career homer off a left-handed pitcher, joining 8/10/24 at TB (Tyler Alexander)	
Has tallied an RBI in 12 of his last 23 games (15 total RBI) since 5/16...Had 12 RBI in his first 35 games through 5/15	
Hit his first career leadoff homer on 5/31 vs. CWS...Became the second-youngest Oriole to hit a leadoff home run behind Paul Blair (21y, 075d on 4/17/65 at BOS & 21y, 100d on 5/12/65 vs. CLE)...Six of his eight homers have come at OPACY	
Slashing .393/.507/.607 (24-for-61) with five doubles, one triple, and two homers when ahead in the count compared to .177/.188/.190 (14-for-79) with one double when behind in the count	
Owned a career-best 10 game hitting streak from 5/14 (G2)-5/24 (G1)...Became the fifth Oriole (8 th occurrence) to record a 10-game hitting streak before turning 22	

12 • RAMÓN LAUREANO • OF (R)	.274 • 7 HR • 15 RBI
Current Streak: 2 G (3-7; since 6/10)	2025 High: 5 G (5/14-19)
Last Game: 2-4, R, K	Homestand: 2 G, 3-7, R, BB, 3 K
On Saturday at ATH, tallied a season-high-tying three RBI (also 4/19 vs. CIN)	
Slashing .356/.409/.627 (21-for-59) with four doubles, four homers, and nine RBI in 17 games (16 GS) since 5/7...His 1.036 OPS during that stretch ranks fifth in the AL and seventh in MLB (min. 50 PA)	
Owns a 41.3 percent hard-hit rate, his highest since his rookie season in 2018 (41.7%)...Also has the lowest chase rate of his career at 21.2 percent	
Ten of his last 12 homers since 8/17/24 have been off right-handed pitchers	
Reinstated from the 10-day Injured List (left ankle sprain) on 6/6...Exited the game on 5/20 at MIL with left ankle discomfort and was placed on the Injured List on 5/24 (retroactive to 5/21)	
His four outfield assists are tied for fourth in the AL...Since 2018, his 53 outfield assists are third in MLB behind LAD's Teoscar Hernandez (68) and Hunter Renfroe (65)	

16 • COBY MAYO • INF (R)	.147 • 0 HR • 1 RBI
Current Streak: 0-for-last-5 (since 6/8)	2025 High: 2 G (2x, last: 6/6-8)
6/10 vs. DET: 0-3, K	Homestand: 1 G, 0-3, K
Stole his first career base in the fourth inning on Sunday at ATH after reaching on a single...Eight of his 10 career hardest-hit balls have come since being recalled on 5/31	
On Friday at ATH, recorded his first career extra-base hit...In his minor league career, 48.8 percent of his hits have gone for extra bases (216 XBH, 443 H)	
Drew a free pass in back-to-back games played from 6/4-6 and scored a run in three straight games from 6/1-4	
In 45 games overall with Norfolk, is 38-for-168 (.226) with 10 doubles, two triples, eight home runs, 28 RBI, and 23 walks	
Batting .500 (11-for-22) with three doubles, one triple, five home runs and 10 RBI against left-handed pitchers with the Tides	
Currently tabbed by <i>MLB.com</i> as the No. 17 overall prospect in baseball	

31 • CEDRIC MULLINS • OF (L)	.233 • 10 HR • 32 RBI
Current Streak: 1 G (2-4; since 6/11)	2025 High: 6 G (4/18-24)
Last Game: 2-4, 2 2B, 2 R, RBI, K	Homestand: 2 G, 2-8, 2 2B, 2 R, RBI, 2 K
Collected two doubles in a game for the 14 th time in his career (last: 7/5/23 at NYY)...The pair of doubles tie a season high by an Oriole (6x, last: Holliday, 5/28 vs. STL)	
Reinstated from the 10-day Injured List (right hamstring strain) on Tuesday...Was placed on the 10-day Injured List on 5/30, retroactive to 5/29	
Slashed .179/.205/.369 (15-for-84) with four doubles and four homers in 22 games in May after slashing .278/.412/.515 (27-for-97) through 28 games in March and April	
His 4.32 pitches per plate appearance are second in the AL and seventh in MLB	
Hit his fourth career grand slam on 5/14 (G2) vs. MIN (last: 9/11/23 vs. STL)...Surpassed the 300 career RBI mark with the grand slam, becoming the sixth Oriole to have at least 300 RBI and 100 stolen bases, joining Brady Anderson (744 RBI, 307 SB), Mark Belanger (385 RBI, 166 SB), Paul Blair (567 RBI, 167 SB), Al Bumbry (392 RBI, 252 SB), and Brian Roberts (521 RBI, 278 SB)	
Owns a career-high 10.7 percent walk rate...Has never had a walk rate above 9.5 percent (2023) in his career	
His 131 stolen bases since 2019 rank tied for second in the AL with KC's Bobby Witt Jr., behind CLE's José Ramírez (170 SB) and for sixth in MLB during that time	

32 • RYAN O'HEARN • INF/OF (L)	.308 • 9 HR • 26 RBI
Current Streak: 1 G (1-5; since 6/11)	2025 High: 10 G (5/21-31)
Last Game: 1-5, R, 2 RBI	Homestand: 2 G, 1-8, R, 2 RBI, 2 K, HBP
Ranks among AL leaders in on-base percentage (7 th , .390), batting average (8 th , .308), and OPS (8 th , .875)	
His .330 (33-for-100) road average is tied for eighth in the AL and for 11 th in MLB	
Had his career-high 19-game on-base streak snapped on 6/4...Was tied with Gunnar Henderson for the longest by an Oriole this season...Has reached base safely in 35 of his last 38 games since 4/24	
Had his first career 10-game hitting streak snapped on 6/1...Has hit in 14 of his 18 games since 5/21	
In 26 games in May, slashed .365/.450/.542 (35-for-96) with five doubles, four home runs, 14 runs scored, 10 RBI, and 13 walks...Ranked among AL leaders in AVG (3 rd), OBP (4 th), and OPS (6 th) during the month...His previous career high for most hits in a month was June 2024 (27)	
Is 14-for-26 (.538) with four doubles and three homers on the first pitch of an at-bat	
Is 33-for-89 (.371) with five doubles, six home runs, and 21 RBI in 24 O's wins, compared to 28-for-109 (.257) with three doubles and three homers in 32 losses	
Hitting .355 (39-for-110) with four doubles and six home runs off fastballs	

35 • ADLEY RUTSCHMAN • C (S)	.229 • 7 HR • 19 RBI
Current Streak: 1 G (2-4; since 6/11)	2025 High: 8 G (4/3-13)
Last Game: 2-4, 2B, 2 R, BB	Homestand: 2 G, 2-7, 2B, 2 R, RBI, BB, K
Has 12 hits in eight games this month (12-for-31, .387) after having seven hits in his previous 12 games (7-for-42, .167)...Has recorded four multi-hit efforts in eight games in June after having three in 25 games in May	
Homered in consecutive games from 6/4-5 for the fourth time in his career (last: 3 G, 5/12-15/24)	
Is 22-for-78 (.282) with five doubles, three homers, eight RBI, and an .822 OPS in 21 games since 5/16, including three games with three hits...Went 9-for-49 (.184) with two doubles, one triple, three RBI, and a .538 OPS in his previous 15 games	
Blasted a three-run homer in the 11 th inning on 5/21 at MIL...Marked the first home run in extra innings by an Orioles catcher since Welington Castillo on 5/19/17 vs. TOR...Snapped a career-high 43-game streak without multiple RBI (last: 3/27 at TOR)	
Owns career highs in average exit velocity (90.8 mph) and barrel rate (9.6%)	
Ranks in the top six percent of MLB in squared-up rate (34.6%) and whiff rate (13.7%), and in the top seven percent in chase rate (19.3%)	
Since his MLB debut on 5/21/22, ranks second among MLB primary catchers with 96 doubles and 457 hits, both trailing MIL's William Contreras (466 H, 97 2B)	

29 • RAMÓN URÍAS • INF (R)	.278 • 3 HR • 21 RBI
Current Streak: 1 G (2-4; since 6/11)	2025 High: 11 G (5/17-28)
Last Game: 2-4, HR, R, 2 RBI, SB	Homestand: 2 G, 2-5, HR, R, 2 RBI, SB
Blasted his third homer of the season in the third inning yesterday vs. DET to open the scoring...Is batting .345 off fastballs and connected on a sinker for his home run...Six of his nine extra-base hits on the year have been off fastballs	
Walked twice on 6/4 for the first time this season...Owns a 9.2 percent walk rate, his highest since 2021 (9.5%)	
Slashing .357/.517/.524 (15-for-42) when ahead in the count compared to .208/.204/.250 (10-for-48) when behind	
Hit safely in a career-best 11 straight games from 5/17-28...His 14-game on-base streak from 4/30-5/28 was one game shy of his career best (15 G, 8/31/21-4/9/22)	
Reinstated from the 10-day Injured List (right hamstring strain) on 5/14...Was placed on the IL on 5/3 (retro to 5/1)	

52 • LUIS VÁZQUEZ • INF (R)	SEASON DEBUT
Current Streak: 1 G (1-4; since 9/29/24)	2025 High: --
Last Game: --	Homestand: --
Had his contract selected from Triple-A Norfolk prior to Tuesday's game...His first appearance will mark his Orioles debut	
Slashing .280/.345/.447 (37-for-132) with five doubles, one triple, five home runs, 20 RBI, 10 walks, and three steals in 37 games with the Tides...Homered in each of his last two games with the Tides, including a grand slam on 6/4 at Louisville	
Acquired by the Orioles from the Cubs on 1/31 in exchange for cash considerations...Was designated for assignment by CHC on 1/28	
Appeared in 11 games with the Cubs last season, going 1-for-12 with two runs scored, one RBI, and one hit-by-pitch...Hit .263 (62-for-236) with 16 doubles, eight home runs, 24 RBI, 25 walks, and one stolen base in 64 games for Triple-A Iowa	
Made his MLB debut last season on 5/22/24 vs. ATL, going 0-for-1 with a strikeout after entering as a defensive replacement in the ninth inning	

11 • JORDAN WESTBURG • INF (R)	.232 • 6 HR • 10 RBI
Current Streak: 6 G (9-24; since 4/23)	2025 High: 6 G (current streak)
Last Game: 2-4, 2B, HR, R, 3 RBI, BB, 2 K	Homestand: 2 G, 3-7, 2B, 2 HR, 2 R, 4 RBI, BB, HBP, 2 K
Extended his season high hitting streak to six games yesterday vs. DET and has now homered in consecutive games for the second time in his career (6/22-23/24)...Is the seventh Oriole (8 th occurrence) to go deep in two straight games this year (last: Rutschman, 6/4-5)	
Owns a lifetime 1.255 OPS against DET, going 8-for-20 with two doubles and two home runs in five career games against them	
Reinstated from the 10-day Injured List (left hamstring strain) prior to Tuesday's game...Was placed on the 10-day Injured List on 4/28, retroactive to 4/27...Appeared in eight rehab games with Triple-A Norfolk and slashed .393/.452/.750 (11-for-28) with four doubles and two home runs	
Notched his second career multi-double performance on 4/20 vs. CIN, joining 7/29/24 (G1) vs. TOR (3 2B)...Marked his eighth career multi-extra-base hit effort	
His 29.2 ft./sec. average sprint speed ranks in the top seven percent of MLB	
Tallied his first career multi-homer game on 3/29 at TOR...Matched a career high with four hits (3x, last: 6/25/24 vs. CLE) and scored a career-high three runs...His 434-foot homer in the first inning off Max Scherzer was the furthest of his career	

2025 BY THE NUMBERS			
	HOME	AWAY	TOTAL
Overall	13-18	14-21	27-39
MONTH	HOME	AWAY	TOTAL
March (5)	1-0	2-2	3-2
April (25)	6-7	3-9	9-16
May (27)	4-10	5-8	9-18
June (27)	2-1	4-2	6-3
July (25)	-	-	-
August (28)	-	-	-
September (25)	-	-	-
TOTAL (162)	13-18	14-21	27-39
DAY OF WEEK	HOME	AWAY	TOTAL
Monday (14)	3-0	1-1	4-1
Tuesday (23)	0-4	1-4	1-8
Wednesday (25)	3-4	2-3	5-7
Thursday (18)	1-2	3-1	4-3
Friday (26)	2-2	1-4	3-6
Saturday (28)	3-2	4-4	7-6
Sunday (27)	1-4	2-4	3-8
TOTAL (162)	13-18	14-21	27-39
VS. AL EAST	HOME	AWAY	TOTAL
Boston Red Sox (13)	1-2	2-2	3-4
New York Yankees (13)	2-1	-	2-1
Tampa Bay Rays (13)	-	-	-
Toronto Blue Jays (13)	1-1	2-2	3-3
TOTAL (52)	4-4	4-4	8-8
VS. AL CENTRAL	HOME	AWAY	TOTAL
Chicago White Sox (7)	3-0	-	3-0
Cleveland Guardians (7)	2-1	-	2-1
Detroit Tigers (6)	1-1	0-3	1-4
Kansas City Royals (6)	1-2	1-2	2-4
Minnesota Twins (6)	0-3	0-3	0-6
TOTAL (32)	7-7	1-8	8-15
VS. AL WEST	HOME	AWAY	TOTAL
Houston Astros (7)	-	-	-
Los Angeles Angels (6)	-	2-1	2-1
Oakland Athletics (6)	-	1-2	1-2
Seattle Mariners (6)	-	3-0	3-0
Texas Rangers (7)	-	-	-
TOTAL (32)	-	6-3	6-3
VS. NL EAST	HOME	AWAY	TOTAL
Atlanta Braves (3)	-	-	-
Miami Marlins (3)	-	-	-
New York Mets (3)	-	-	-
Philadelphia Phillies (3)	-	-	-
Washington Nationals (4)	0-3	1-2	1-5
TOTAL (16)	0-3	1-2	1-5
VS. NL CENTRAL	HOME	AWAY	TOTAL
Chicago Cubs (3)	-	-	-
Cincinnati Reds (3)	1-2	-	1-2
Milwaukee Brewers (3)	-	1-2	1-2
Pittsburgh Pirates (3)	-	-	-
St. Louis Cardinals (3)	1-2	-	1-2
TOTAL (15)	2-4	1-2	3-6
VS. NL WEST	HOME	AWAY	TOTAL
Arizona Diamondbacks (3)	-	1-2	1-2
Colorado Rockies (3)	-	-	-
Los Angeles Dodgers (3)	-	-	-
San Diego Padres (3)	-	-	-
San Francisco Giants (3)	-	-	-
TOTAL (15)	-	1-2	1-2

BALTIMORE ORIOLES - WALK-OFF AND MISC. HOME RUNS

Baltimore Orioles Walk-off Wins							
Date	Score	Batter/Runner	Action	RBI	Pitcher	INN	OUTS
-	-	-	-	-	-	-	-

Opponent Walk-off Wins							
Date	Score	Batter/Runner	Action	RBI	Pitcher	INN	OUTS
5/24 (G1)	BAL 5 @ BOS 6	Rafael Devers	1B	1	Gregory Soto	10	1

Baltimore Orioles Back-to-Back Home Runs							
Date	Score	Batters	Pitcher	INN	OUTS		
6/5	BAL 4 @ SEA 3	Adley Rutschman/Gunnar Henderson	Bryan Woo	6	0		
5/14 (G2)	MIN 8 @ BAL 6	Cedric Mullins/Heston Kjerstad	Simeon Woods Richardson	3	2		
4/19	CIN 5 @ BAL 9	Ramón Laureano/Jordan Westburg	Carson Spiers	7	2		
4/19	CIN 5 @ BAL 9	Cedric Mullins/Gunnar Henderson	Hunter Greene	1	0		
3/27	BAL 12 @ TOR 2	Adley Rutschman/Jordan Westburg	Yariel Rodríguez	8	1		

Opponent Back-to-Back Home Runs							
Date	Score	Batters	Pitcher	INN	OUTS		
5/18	WSH 10 @ BAL 4	Dylan Crews/CJ Abrams	Zach Eflin	2	1		
5/15	MIN 4 @ BAL 0	DaShawn Keirsev Jr./Byron Buxton	Tomoyuki Sugano	3	1		
5/4	KC 11 @ BAL 6	Bobby Witt Jr./Vinnie Pasquantino	Yennier Cano	7	1		
4/29	NY Yankees 15 @ BAL 3	Trent Grisham/Aaron Judge/Ben Rice	Kyle Gibson	1	0		
4/17	CLE 2 @ BAL 6	Daniel Schneemann/Austin Hedges	Tomoyuki Sugano	3	0		
4/9	BAL 0 @ AZ 9	Pavin Smith/Josh Naylor	Dean Kremer	5	1		

Baltimore Orioles Grand Slams					
Date	Score	Batter	Pitcher	INN	OUTS
5/14	MIN 8 @ BAL 6	Cedric Mullins	Simeon Woods Richardson	3	2
4/16	CLE 1 @ BAL 9	Jackson Holliday	Gavin Williams	2	1

Opponent Grand Slams					
Date	Score	Batter	Pitcher	INN	OUTS
5/23	BAL 5 @ BOS 19	Rafael Devers	Emmanuel Rivera	8	2
4/20	CIN 24 @ BAL 2	Noelvi Marte	Jorge Mateo	8	2

Baltimore Orioles Inside-the-Park Home Runs						
Date	Score	Batter	RBI	Pitcher	INN	OUTS
-	-	-	-	-	-	-

Opponent Inside-the-Park Home Runs						
Date	Score	Batter	RBI	Pitcher	INN	OUTS

Baltimore Orioles Pinch-Hit Home Runs						
Date	Score	Batter	RBI	Pitcher	INN	OUTS
5/10	BAL 2 @ LAA 5	Ramón Laureano	1	Brock Burke	9	0

5/10	BAL 2 @ LAA 3	Ramon Laureano	1	Brock Burke	9	0
Opponent Pinch-Hit Home Runs						
Date	Score	Batter	RBI	Pitcher	INN	OUTS
5/10	BAL 2 @ LAA 3	Ramon Laureano	1	Brock Burke	9	0
5/11	BAL 7 @ MIN 5	Harrison Bader	2	Keegan Akin	7	1

Baltimore Orioles Leadoff Home Runs					
Date	Score	Batter	Pitcher		
5/31	CWS 2 @ BAL 4	Jackson Holliday	Davis Martin		
4/19	CIN 5 @ BAL 9	Cedric Mullins	Hunter Greene		
4/3	BOS 8 @ BAL 4	Cedric Mullins	Tanner Houck		
3/29	BAL 9 @ TOR 5	Colton Cowser	Max Scherzer		

Opponent Leadoff Home Runs					
Date	Score	Batter	Pitcher		
5/24 (G1)	BAL 5 @ BOS 6	Jarren Duran	Zach Eflin		
5/18	WSH 10 @ BAL 4	CJ Abrams	Zach Eflin		
4/29	NY Yankees 15 @ BAL 3	Trent Grisham	Kyle Gibson		
4/23	BAL 3 @ WSH 4	James Wood	Tomoyuki Sugano		

LAST TIME IT HAPPENED	
BATTING	
Eutaw St. Home Run	Gunnar Henderson, 8/14/24 vs. WSH (Herz)
Opponent	Trent Grisham, 4/30/25 vs. NYY (Gibson)
Second Deck Home Run in LF at OPACY	Austin Hays, 6/7/22 vs. CHC (Mills)
Opponent	Pete Alonso, 9/2/20 vs. NYM (Means)
Grand Slam	Cedric Mullins, 5/14/25 (G2) vs. MIN (Woods Richardson)
Two Grand Slams in One Game	Reimold, Clevenger, 9/11/15 vs. KC (Herrera, Chamberlain)
Pinch-Hit Home Run	Ramón Laureano, 5/10/25 at LAA (Burke)
Pinch-Hit Walk-Off Home Run	Nolan Reimold, 7/24/16 vs. CLE (Allen)
Pinch-Hit Grand Slam	Dwight Evans, 7/26/91 vs. OAK (Nelson)
Inside the Park Home Run	Jorge Mateo, 8/20/23 at OAK (Sears)
LH & RH Home Run, Same Game	Anthony Santander, 8/7/24 at TOR (Francis, Yarbrough)
Individual 2-Home Run Game	Jackson Holliday, 5/4/25 vs. KC (Lorenzen)
Individual 3-Home Run Game	Ryan Mountcastle, 6/19/21 vs. TOR (Manoah, Kay)
Individual 4-Home Run Game	Never
Home Run in Consecutive Games	Jordan Westburg, 6/10-11/25 vs. DET
Home Run in 3 Consecutive Games	Jackson Holliday, 8/4-7/24 at CLE, at TOR
Home Run in 4 Consecutive Games	Gunnar Henderson, 5/17-20/24 vs. SEA, at STL
Home Run in 5 Consecutive Games	Jonathan Schoop, 7/22-27/18 vs. TOR, BOS, TB
Home Run in 6 Consecutive Games	Chris Davis, 9/26-10/2/12 vs. TOR, BOS, TB
4-Home Run Game, Team	5/4/25 vs. KC
5-Home Run Game, Team	4/19/25 vs. CIN
6-Home Run Game, Team	3/27/25 at TOR
7-Home Run Game, Team	6/2/16 vs. BOS
8+-Home Run Game, Team	6/16/15 vs. PHI (8)
10+-Run Game, Team	3/27/25 at TOR (12)
15+-Run Game, Team	6/20/24 at NYY (17)
20+-Run Game, Team	9/28/00 vs. TOR (23)
Back-to-Back HR	Rutschman/Henderson, 6/5/25 at SEA (6 th inning)
Back-to-Back HR to Start First Inning	Mullins/Henderson, 4/19/25 vs. CIN
Back-to-Back-to-Back HR	Schoop/Davis/Mancini, 8/6/17 vs. DET (1 st inning)
Back-to-Back-to-Back HR to Start First Inning	Flaherty/Hardy/Markakis, 5/10/12 (G1) vs. TEX
2 Back-to-Back HRs, Same Game	Mullins/Henderson (1 st), Laureano/Westburg (7 th) 4/19/25 vs. CIN
Leadoff Home Run	Jackson Holliday, 5/31/25 vs. CWS (Martin)
Walk-Off Win	Anthony Santander (HR), 9/19/24 vs. SF (Walker)
Walk-Off Home Run	Anthony Santander, 9/19/24 vs. SF (Walker)
Walk-Off Grand Slam	Manny Machado, 8/18/17 vs. LAA (Middleton)
Walk-Off Home Run, Eutaw St.	Rio Ruiz, 8/11/19 vs. HOU (Osuna)
Home Run, 15 th Inning or later	Jonathan Villar, 7/25/19 at LAA (Canning)
Home Run, 17 th Inning or later	Adam Jones, 5/6/12 at BOS (McDonald)
Home Run by a Pitcher	Zack Britton, 7/3/11 at ATL (Beachy)
2-Home Run Game by a Pitcher	Milt Pappas, 8/27/61 at MIN (Ramos)
Oriole w/ hit a Home Run for 1 st ML hit	Connor Norby, 6/4/24 at TOR (Pearson)
Oriole w/ 2 Home Runs in One Inning	Mark Trumbo, 4/15/16 at TEX (7 th inning, Pérez, Faulkner)
Oriole w/ 3 Home Runs in Consecutive Innings	Manny Machado, 8/7/16 at CWS (1 st , 2 nd , 3 rd inning, Shields, Albers)
5-Hit Game	Adley Rutschman, 6/21/24 at HOU
6-Hit Game	Cal Ripken, Jr., 6/13/99 at ATL
5-RBI Game	Cedric Mullins, 3/27/25 at TOR
6-RBI Game	Adley Rutschman, 6/9/24 at TB
7-RBI Game	Ryan Mountcastle, 4/11/23 vs. OAK (9)
8-RBI Game	Ryan Mountcastle, 4/11/23 vs. OAK (9)
9-RBI Game	Ryan Mountcastle, 4/11/23 vs. OAK
PITCHING	
Perfect Game	Never
No-Hitter	5/5/21 at SEA (Means)
1-Hitter	5/26/24 at CWS (Bradish, Coulombe, Cano, Kimbrel)
Complete Game	9/23/22 vs. HOU (Kremer)
Shutout	9/23/22 vs. HOU (Kremer)
Team Shutout	5/2/25 vs. KC (Kremer, Cano, Bautista)
Consecutive CG, Pitcher	Sidney Ponson (2), 5/16-22/04
Consecutive Shutouts, Pitcher	Mike Mussina (2), 9/26-10/1/95
Consecutive CG, Team	5/13-14/11 (Guthrie/Bergesen)
Consecutive Shutouts, Team	4/18-19/23 at WSH
10+ Strikeout Game, Pitcher	Charlie Morton (10), 4/3/25 vs. BOS
15+ Strikeout Game, Pitcher	Erik Bedard (15), 7/7/07 at TEX
10+ Strikeout Game, Team	6/7/25 at ATH (14)
15+ Strikeout Game, Team	5/28/25 vs. STL (16)
4+ Strikeouts in an inning	Mike Cuellar (4), 5/29/70 at CAL
Immaculate Inning	Kevin Gausman, 4/23/18 vs. CLE (7 th inning)
MISCELLANEOUS	
Hit for the Cycle	Cedric Mullins, 5/12/23 vs. PIT (7 th in club history)
Steal of Home	Ryan Mountcastle, 5/30/25 vs. CWS
Position Player to Pitch	Emmanuel Rivera, 5/23/25 at BOS (1.0 IP, 8 H, 8 R, 2 BB, HR)
Triple Play Turned	9/18/22, Bottom 3 rd at TOR (Chapman batting/Kremer pitching)
	Scoring: 6-4-3 (Mateo-Vavra-Aguilar)
Manager Ejection	Brandon Hyde, 4/13/25 vs. TOR (18 th career)
Player Ejection	Ramón Laureano, 5/14/25 (G1) vs. MIN (7 th career)
WINNING SWEEPS	
2-Game, at OPACY	September 26-27, 2023 vs. WSH
2-Game, Road	April 18-19, 2023 at WSH
3-Game, at OPACY	May 30-June 1, 2025 vs. CWS
3-Game, Road	June 3-5, 2025 at SEA
4-Game, at OPACY	July 7-10, 2022 vs. LAA
4-Game, Road	June 7-10, 2024 at TB
Doubleheader	June 25, 2016 vs. TB

2025 OUTFIELD ASSISTS							
Outfielder	1B	2B	3B	HP	TOTAL	ERRORS (F-T)	
Jordyn Adams	-	-	-	-	-	-	
Dylan Carlson	-	2	-	1	3	-	
Colton Cowser	-	-	-	-	-	-	
Cooper Hummel	-	-	-	-	-	-	
Heston Kjerstad	-	4	-	-	4	-	
Ramón Laureano	-	3	-	1	4	2 (1-1)	
Jorge Mateo	-	-	-	-	-	1 (1-0)	
Cedric Mullins	-	-	-	-	-	2 (1-1)	
Ryan O'Hearn	-	-	-	-	-	-	
Tyler O'Neill	1	3	-	1	5	1 (1-0)	
Team Totals	1	12	-	3	16	6 (4-2)	





2025 CATCHING BREAKDOWN							
	Errors		SB	Pick-offs			
Catcher	F-T-C	PB	CCS-ATT	1B-2B-3B	Inn.	ERA	W-L (GS)
Maverick Handley	0-0-1	0	0-11	0-0-0	110.0	4.58	6-6
Adley Rutschman	0-2-0	1	7-36	0-1-0	380.1	5.11	19-25
Gary Sánchez	0-0-0	1	0-2	1-0-0	77.0	5.03	2-7
Chadwick Tromp	0-0-0	0	0-0	0-0-0	10.0	6.30	0-1
Totals	0-2-1	2	7-49	1-1-0	577.1	5.02	27-39

SCORING BY INNING											
	1	2	3	4	5	6	7	8	9	Extras	Totals
OPPONENTS	47	39	42	37	42	23	34	51	23	3	341
ORIOLES	24	29	41	21	28	32	30	35	14	5	259

ORIOLES WHO MADE THEIR MAJOR LEAGUE DEBUT IN 2025			
DATE	PLAYER	STATS	NOTES
5/27 vs. STL	Yamil Hiraldo	1.1 IP, 1 H, 1 K	Entered in 8 th
5/18 vs. WSH	Kade Strowd	1.0 IP, 2 H, R, ER, K	Entered in 9 th
4/29 vs. NYY	Maverick Handley	0-2, 2 K	Def. in 6 th
4/26 (G2) at DET	Grant Wolfram	0.1 IP, 1 H, 1 BB	Final out of 7 th
4/19 vs. CIN	Brandon Young	ND: 4.0+ IP, 7 H, 3 R, 3 ER, 3 BB, 3 K, HR	Game Started
3/30 at TOR	Tomoyuki Sugano	L: 4.0 IP, 4 H, 2 R, 2 ER, 2 BB, 1 K	Game Started

2025 SCHEDULE

G#	DATE	OPP.	W-L	SCORE	WP/LP/SV	REC	POS	GA/GB	ATT.
1	3/27	at TOR	W	12-2	Eflin/Berrios	1-0	T-1 st	+0.5	40,734
2	3/28	at TOR	L	8-2	Gausman/Morton	1-1	T-3 rd	-0.5	26,289
3	3/29	at TOR	W	9-5	Kremer/Lovelady	2-1	2 nd	-0.5	27,005
4	3/30	at TOR	L	3-1	Bassitt/Sugano/Hoffman	2-2	3 rd	-1.5	21,069
5	3/31	vs. BOS	W	8-5	Dominguez/Newcomb	3-2	3 rd	-1.0	45,002*
MARCH TOTALS: 3-2			TEAM ERA: 4.60		TEAM AVG: .305				
	4/1	OFF DAY				3-2	4 th	-1.0	
6	4/2	vs. BOS	L	3-0	Crochet/Eflin/Chapman	3-3	4 th	-1.5	18,146
7	4/3	vs. BOS	L	8-4	Kelly/Morton	3-4	T-4 th	-2.0	16,656
8	4/4	at KC	L	8-2	Lugo/Kremer	3-5	5 th	-2.5	14,196
9	4/5	at KC	W	8-1	Sugano/Wacha	4-5	5 th	-2.5	14,383
10	4/6	at KC	L	4-1	Bubic/Povich/Estévez	4-6	5 th	-2.5	19,098
11	4/7	at AZ	W	5-1	Eflin/Gallen	5-6	T-4 th	-1.5	20,333
12	4/8	at AZ	L	4-3	Kelly/Morton/Martinez	5-7	4 th	-2.0	23,843
13	4/9	at AZ	L	9-0	Pfaadt/Kremer	5-8	5 th	-2.5	22,411
	4/10	OFF DAY				5-8	5 th	-2.5	
	4/11	vs. TOR	**POSTPONED**		Rescheduled for 7/29 (DH)	5-8	5 th	-2.5	
14	4/12	vs. TOR	W	5-4	Baker/Francis/Bautista	6-8	T-4 th	-2.0	22,130
15	4/13	vs. TOR	L	7-6 (10)	Hoffman/Bowman	6-9	5 th	-2.5	27,193
	4/14	OFF DAY				6-9	5 th	-2.5	
16	4/15	vs. CLE	L	6-3	Allen/Morton/Clase	6-10	5 th	-3.5	14,203
17	4/16	vs. CLE	W	9-1	Kremer/Williams	7-10	5 th	-3.5	13,964
18	4/17	vs. CLE	W	6-2	Sugano/Bibee	8-10	4 th	-3.5	16,201
19	4/18	vs. CIN	L	8-3	Abbott/Povich	8-11	4 th	-4.5	42,587*
20	4/19	vs. CIN	W	9-5	Dominguez/Greene/Bautista	9-11	4 th	-3.5	28,534
21	4/20	vs. CIN	L	24-2	Rogers/Morton/Wynne	9-12	4 th	-4.5	19,053
	4/21	OFF DAY				9-12	4 th	-4.0	
22	4/22	at WSH	L	7-0	Parker/Kremer	9-13	4 th	-4.0	29,504
23	4/23	at WSH	L	4-3	López/Soto/Finnegan	9-14	5 th	-5.0	22,246
24	4/24	at WSH	W	2-1	Povich/Gore/Bautista	10-14	5 th	-4.5	23,058
	4/25	at DET	**POSTPONED**		Rescheduled for 4/26 (DH)	10-14	5 th	-4.0	
25	4/26-1	at DET	L	4-3	Mize/Young/Vest	10-15			28,509
26	4/26-2	at DET	L	6-2	Hurter/Morton	10-16	5 th	-5.0	21,422
27	4/27	at DET	L	7-0	Skubal/Kremer	10-17	5 th	-6.5	28,613
28	4/28	vs. NYY	W	4-3	Sugano/Warren/Bautista	11-17	5 th	-5.5	22,775
29	4/29	vs. NYY	L	15-3	Rodón/Gibson	11-18	5 th	-6.5	22,164
30	4/30	vs. NYY	W	5-4	Baker/Carrasco/Bautista	12-18	5 th	-5.5	22,381
APRIL TOTALS: 9-16			TEAM ERA: 5.64		TEAM AVG: .206				
	5/1	OFF DAY				12-18	5 th	-5.5	
31	5/2	vs. KC	W	3-0	Kremer/Wacha/Bautista	13-18	5 th	-5.5	26,364
32	5/3	vs. KC	L	4-0	Bubic/Sugano	13-19	5 th	-5.5	19,348
33	5/4	vs. KC	L	11-6	Zerpa/Cano	13-20	5 th	-5.5	31,956
	5/5	OFF DAY				13-20	5 th	-5.0	
34	5/6	at MIN	L	9-1	López/Povich	13-21	5 th	-6.0	19,779
35	5/7	at MIN	L	5-2	Coulombe/Morton/Duran	13-22	5 th	-7.0	16,417
36	5/8	at MIN	L	5-2	Jax/Cano/Duran	13-23	5 th	-7.5	17,410
37	5/9	at LAA	W	4-1	Sugano/Hendricks/Bautista	14-23	5 th	-7.5	30,778
38	5/10	at LAA	L	5-2	Kochanowicz/Gibson	14-24	5 th	-7.5	27,975
39	5/11	at LAA	W	7-3	Eflin/Ty. Anderson	15-24	5 th	-8.0	29,460
	5/12	OFF DAY				15-24	5 th	-8.0	
	5/13	vs. MIN	**POSTPONED**		Rescheduled for 5/14 (DH)	15-24	5 th	-7.5	
40	5/14-1	vs. MIN	L	6-3	Stewart/Kremer/Duran	15-25	5 th	-8.5	
41	5/14-2	vs. MIN	L	8-6	Funderburk/Cano/Sands	15-26	5 th	-9.0	10,169
42	5/15	vs. MIN	L	4-0	Paddock/Sugano	15-27	5 th	-9.5	30,926
43	5/16	vs. WSH	L	4-3	López/Bautista/Finnegan	15-28	5 th	-10.5	21,171
44	5/17	vs. WSH	L	10-6	Irvin/Gibson	15-29	5 th	-10.5	28,208
45	5/18	vs. WSH	L	10-4	Soroka/Eflin	15-30	5 th	-11.5	37,264
46	5/19	at MIL	L	5-4	Uribe/Cano/Megill	15-31	5 th	-12.0	22,319
47	5/20	at MIL	L	5-2	Henderson/McDermott/Uribe	15-32	5 th	-13.0	22,778
48	5/21	at MIL	W	8-4 (11)	Baker/Alexander	16-32	5 th	-13.0	30,554
	5/22	at BOS	**POSTPONED**		Rescheduled for 5/23 (DH)	16-32	5 th	-13.5	
49	5/23-1	at BOS	L	19-5	Whitlock/Dominguez	16-33	5 th	-14.0	31,150
	5/23-2	at BOS	**POSTPONED**		Rescheduled for 5/24 (DH)	16-33	5 th	-13.5	
50	5/24-1	at BOS	L	6-5 (10)	Weissert/Soto	16-34	5 th	-14.5	30,958
51	5/24-2	at BOS	W	2-1	Kittredge/Bernardino/Dominguez	17-34	5 th	-14.0	34,604
52	5/25	at BOS	W	5-1	Kremer/Buehler	18-34	5 th	-14.0	36,824
53	5/26	vs. STL	W	5-2	Morton/Fedde/Bautista	19-34	5 th	-14.0	21,717
54	5/27	vs. STL	L	7-4	Matz/Baker/Helsley	19-35	5 th	-15.0	13,779
55	5/28	vs. STL	L	6-4	King/Povich/Helsley	19-36	5 th	-16.0	14,491
	5/29	OFF DAY				19-36	5 th	-16.0	
56	5/30	vs. CWS	W	2-1	Eflin/Burke/Bautista	20-36	5 th	-15.0	22,108
57	5/31	vs. CWS	W	4-2	Kremer/Martin/Bautista	21-36	5 th	-14.0	23,470
MAY TOTALS: 9-18			TEAM ERA: 5.21		TEAM AVG: .250				
58	6/1	vs. CWS	W	3-2	Morton/Houser/Baker	22-36	5 th	-14.0	33,037
	6/2	OFF DAY				22-36	5 th	-14.0	
59	6/3	at SEA	W	5-1	Sugano/Kirby	23-36	5 th	-14.0	21,089
60	6/4	at SEA	W	3-2	Cano/Vargas/Bautista	24-36	5 th	-13.0	19,231
61	6/5	at SEA	W	4-3	Eflin/Woo/Baker	25-36	5 th	-13.0	27,887
62	6/6	at ATH	L	5-4	Sears/Kremer/Miller	25-37	5 th	-14.0	8,424
63	6/7	at ATH	W	7-4	Akin/Severino/Bautista	26-37	5 th	-13.0	9,185
64	6/8	at ATH	L	5-1	Newcomb/Sugano	26-38	5 th	-13.0	8,836
	6/9	OFF DAY				26-38	5 th	-13.0	
65	6/10	vs. DET	L	5-3	Lee/Povich/Vest	26-39	5 th	-14.0	20,291
66	6/11	vs. DET	W	10-1	Eflin/Mize	27-39	5 th	-14.0	18,630
67	6/12	vs. DET	6:35 PM	MASN2					
68	6/13	vs. LAA	7:05 PM	Apple TV+					
69	6/14	vs. LAA	4:05 PM	MASN					
70	6/15	vs. LAA	1:35 PM	MASN					
71	6/16	at TB	7:35 PM	MASN2					
72	6/17	at TB	7:35 PM	MASN2					
73	6/18	at TB	7:35 PM	MASN2					
74	6/19	at TB	7:35 PM	MASN2					
75	6/20	at NYY	7:05 PM	MASN					
76	6/21	at NYY	1:05 PM	MASN					
77	6/22	at NYY	11:35 AM	Roku					
78	6/23	vs. TEX	6:35 PM	MASN					
79	6/24	vs. TEX	6:35 PM	MASN					
80	6/25	vs. TEX	6:35 PM	MASN					
	6/26	OFF DAY							
81	6/27	vs. TB	7:05 PM	Apple TV+					
82	6/28	vs. TB	4:05 PM	MASN					
83	6/29	vs. TB	1:35 PM	MASN					
84	6/30	at TEX	8:05 PM	MASN					
JUNE TOTALS: 6-3			TEAM ERA: 2.96		TEAM AVG: .265				
85	7/1	at TEX	8:05 PM	MASN					
86	7/2	at TEX	8:05 PM	MASN					
	7/3	OFF DAY							
87	7/4	at ATL	7:15 PM	MASN					
88	7/5	at ATL	4:10 PM	MASN2					
89	7/6	at ATL	11:35 AM	Roku					
	7/7	OFF DAY							
90	7/8	vs. NYM	6:35 PM	MASN					
91	7/9	vs. NYM	7:05 PM	MASN					
92	7/10	vs. NYM	1:05 PM	MASN					

	DATE	OPP.	W-L	SCORE	WP/LP/SV	REC	POS	GA/GB	ATT.
93	7/11	vs. MIA	7:05 PM	MASN					
94	7/12	vs. MIA	4:05 PM	MASN					
95	7/13	vs. MIA	1:35 PM	MASN					
	7/14	Home Run Derby (Truist Park - Atlanta, GA)							
	7/15	MLB All-Star Game (Truist Park - Atlanta, GA)							
	7/16-17	All-Star Break							
96	7/18	at TB	7:35 PM	MASN2					
97	7/19	at TB	7:05 PM	MASN2					
98	7/20	at TB	12:10 PM	MASN2					
99	7/21	at CLE	6:40 PM	MASN2					
100	7/22	at CLE	6:40 PM	MASN2					
101	7/23	at CLE	6:40 PM	MASN2					
102	7/24	at CLE	1:10 PM	MASN					
103	7/25	vs. COL	7:05 PM	MASN					
104	7/26	vs. COL	7:05 PM	MASN					
105	7/27	vs. COL	1:35 PM	MASN					
106	7/28	vs. TOR	6:35 PM	MASN					
107	7/29-1	vs. TOR	12:35 PM	MASN					
108	7/29-2	vs. TOR	6:35 PM	MASN					
109	7/30	vs. TOR	12:35 PM	MASN					
JULY TOTALS:		0-0	TEAM ERA: ---		TEAM AVG: ---				
110	8/1	at CHC	2:20 PM	MASN2					
111	8/2	at CHC	2:20 PM	MASN2 FS1*					
112	8/3	at CHC	2:20 PM	MASN2					
113	8/4	at PHI	6:45 PM	MASN					
114	8/5	at PHI	6:45 PM	MASN					
115	8/6	at PHI	12:35 PM	MASN					
	8/7	OFF DAY							
116	8/8	vs. ATH	7:05 PM	MASN					
117	8/9	vs. ATH	7:05 PM	MASN					
118	8/10	vs. ATH	1:35 PM	MASN					
	8/11	OFF DAY							
119	8/12	vs. SEA	6:35 PM	MASN					
120	8/13	vs. SEA	6:35 PM	MASN					
121	8/14	vs. SEA	1:05 PM	MASN2					
122	8/15	at HOU	8:10 PM	MASN2					
123	8/16	at HOU	7:10 PM	MASN2					
124	8/17	at HOU	2:10 PM	MASN					
125	8/18	at BOS	7:10 PM	MASN					
126	8/19	at BOS	7:10 PM	MASN					
	8/20	OFF DAY							
127	8/21	vs. HOU	7:15 PM	FOX					
128	8/22	vs. HOU	7:05 PM	MASN					
129	8/23	vs. HOU	7:05 PM	MASN					
130	8/24	vs. HOU	1:35 PM	MASN					
131	8/25	vs. BOS	6:35 PM	MASN					
132	8/26	vs. BOS	6:35 PM	MASN					
133	8/27	vs. BOS	6:35 PM	MASN					
134	8/28	vs. BOS	1:05 PM	MASN					
135	8/29	at SF	10:15 PM	MASN2					
136	8/30	at SF	7:15 PM	FOX					
137	8/31	at SF	4:05 PM	MASN2					
AUGUST TOTALS:		0-0	TEAM ERA: ---		TEAM AVG: ---				
138	9/1	at SD	6:40 PM	MASN2					
139	9/2	at SD	9:40 PM	MASN2					
140	9/3	at SD	4:10 PM	MASN2					
	9/4	OFF DAY							
141	9/5	vs. LAD	7:05 PM	MASN					
142	9/6	vs. LAD	7:05 PM	MASN					
143	9/7	vs. LAD	1:35 PM	MASN					
	9/8	OFF DAY							
144	9/9	vs. PIT	6:35 PM	MASN					
145	9/10	vs. PIT	6:35 PM	MASN					
146	9/11	vs. PIT	1:05 PM	MASN					
147	9/12	at TOR	7:07 PM	MASN2					
148	9/13	at TOR	3:07 PM	MASN2					
149	9/14	at TOR	1:37 PM	MASN2					
150	9/15	at CWS	7:40 PM	MASN2					
151	9/16	at CWS	7:40 PM	MASN2					
152	9/17	at CWS	2:10 PM	MASN2					
153	9/18	vs. NYY	7:15 PM	FOX					
154	9/19	vs. NYY	7:05 PM	MASN					
155	9/20	vs. NYY	7:05 PM	MASN					
156	9/21	vs. NYY	1:35 PM	MASN					
	9/22	OFF DAY							
157	9/23	vs. TB	6:35 PM	MASN2					
158	9/24	vs. TB	6:35 PM	MASN2 FS1*					
159	9/25	vs. TB	1:05 PM	MASN					
160	9/26	at NYY	7:05 PM	MASN					
161	9/27	at NYY	1:05 PM	MASN					
162	9/28	at NYY	3:05 PM	MASN					
SEPTEMBER TOTALS:		0-0	TEAM ERA: ---		TEAM AVG: ---				
*Indicates home sellout									
*Indicates out-of-market broadcast									
Pitchers in CAPS indicates complete game									
All times listed are Eastern									
MASN and MASN2 games can also be streamed locally via MASN+									
All games broadcast on the Orioles Radio Network and 98 Rock 97.9 FM/HD2 & WBAL NewsRadio 1090 AM/101.5 FM									
<div><div></div><div></div></div> <div><div></div><div></div></div>									
DELAYS & POSTPONEMENTS									
DATE	OPPONENT (Reason)	TIME (Delay)	RESULT						
5/28	vs. STL (rain)	0:31 (top 1 st)	L, 6-4						
5/24 (G1)	at BOS (rain)	0:26 (top 1 st)	L, 6-5						
5/23 (G2)	at BOS (rain)	Postponed	Rescheduled for a DH on 5/23						
5/22	at BOS (rain)	Postponed	Rescheduled for a DH on 5/23						
5/16	vs. WSH (inclement weather)	0:12 (top 1 st)	L, 4-3						
5/13	vs. MIN (inclement weather)	Postponed	Rescheduled for a DH on 5/14						
5/3	vs. KC (rain)	0:57 (top 2 nd)	L, 4-0						
4/25	at DET (inclement weather)	Postponed	Rescheduled for a DH on 4/26						
4/11	vs. TOR (rain)	Postponed	Rescheduled for a DH on 7/29						
TOTAL TIME OF DELAYS: 2:06 (21:58 in 2024)									
COLDEST GAME TIME TEMPERATURE: 45 degrees, April 5 at Kansas City (W, 8-1)									
WARMEST GAME TIME TEMPERATURE: 89 degrees, 2x, last: May 11 at Los Angeles-AL (W, 7-3)									