

BALTIMORE ORIOLES (14-24) at LOS ANGELES ANGELS (16-22)

RHP Zach Eflin (2-1, 3.00) vs. LHP Tyler Anderson (2-0, 2.68)

Sunday, May 11, 2025 • 4:07 p.m. ET • Angel Stadium • Anaheim, CA

TV: MASN 2 • Radio: 98 Rock 97.9 FM/HD2 & WBAL NewsRadio 1090 AM/101.5 FM

Game No. 39

Road Game No. 22

O's AT A GLANCE	
Overall	14-24
Home	8-9
Road	6-15
Day	6-10
Night	8-14
Current Streak	1-1
Last 5 Games	1-4
Last 10 Games	3-7
March	3-2
April	9-16
May	2-6
June	-
July	-
August	-
September	-
vs. LHSP	2-9
vs. RHSP	12-15
Series Opener	7-6
Series Opener at Home	4-2
Series Opener on Road	3-4
By Series	2-8-2
By Home Series	2-3-1
By Road Series	0-5-1
Rubber Games	2-5
Sweeps/Were Swept	0-2
Scored First	10-7
Opponent Scored First	4-17
1-run games	4-4
Comeback Wins	6-10
Last AB Wins	0-3
Walkoff Wins	-
Extra Innings	0-1
Led After 6	13-1
Led After 7	14-1
Led After 8	14-0
Tied After 6	1-2
Tied After 7	0-1
Tied After 8	0-1
Behind After 6	0-21
Behind After 7	0-22
Behind After 8	0-23
vs. AL Teams	11-18
vs. AL East	6-6
vs. AL Central	4-11
vs. AL West	1-1
vs. NL Teams	3-6
vs. NL East	1-2
vs. NL Central	1-2
vs. NL West	1-2
Hit 0 HR	3-13
Hit 1+ HR	11-11
Hit 2+ HR	7-4
Scored 3 or Fewer Runs	2-21
Scored 4 or More Runs	12-3
Allowed 3 or Fewer Runs	9-2
Allowed 4 or More Runs	5-22
More Hits than Opponent	8-5
Fewer Hits than Opponent	5-18
Committed No Errors	8-13
Committed 1 or More Errors	6-11
Starter Goes at least 5 inn	10-11
Starter Goes at least 6 inn	6-6
Starter Goes at least 7 inn	3-2

ORIOLESPRESSBOX.COM

The 2025 Baltimore Orioles Media Guide, as well as the latest game notes, rosters, press releases, and other team information, can be found at [oriolespressbox.com](#).

**HAPPY MOTHERS DAY:** Baltimore completes its six-game, six-day road trip through Minnesota (0-3) and Los Angeles-AL (1-1, 1 to play) this afternoon at Angel Stadium...The Birds look to earn both their third series victory and rubber-match win of the year...Following tomorrow's off day, the O's begin a stretch of 16 games in 16 days, hosting the Twins and Nationals for three game sets (May 13-18) before heading on the road to face the Brewers and Red Sox (May 19-25)... Baltimore closes the 16-game run hosting St. Louis for a three-game series before its next off day on May 29.

- 👤 **Ramón Laureano** entered last night's game as a pinch-hitter in the ninth inning and recorded his first career pinch-hit home run, including the first by an Oriole since **Ryan O'Hearn** on June 6, 2024 at Toronto (off Yimi García)...Laureano has homered in three of his last four games against the Angels since August 17, 2024...He has 14 career long balls against the Halos, including eight at Angels Stadium, tied with the Rangers for his most against any single opponent.
- 👤 The Birds are averaging 3.05 runs per game through 21 road games, the fourth-lowest mark in the majors ahead of the White Sox (2.85), Pirates (2.74), and Rockies (2.21).
- 👤 Baltimore has drawn four walks in each of its last two games, marking its third time this season doing so in back-to-back contests (last: 4/16-17)...The O's last drew 4+ walks in at least three straight from September 21-24, 2024 (3 G)...Overall, the Birds have earned one free pass in 116 straight games since July 2, 2024, tied for the second-longest run in franchise history (also 6/3/95-4/5/96) behind a 155-game stretch from June 23, 1955-June 24 (G1), 1956.

**RECENT TRANSACTIONS:** Prior to today's game, the Orioles reinstated right-handed pitcher **Zach Eflin** (right lat strain) from the 15-day Injured List and optioned right-handed pitcher **Colin Selby** to Triple-A Norfolk.

- 👤 Eflin has conceded three runs or fewer in a career-best 13 straight starts overall since July 24, 2024, tied with SD's Michael King for the second-longest active streak in MLB behind MIL's Freddy Peralta (16 GS).

**ANGELS IN THE OUTFIELD:** The Birds are 16-6 (.727) against the Angels since 2022, including an 8-3 mark at Angel Stadium, the second-highest winning percentage by any club against the Angels during that stretch (min. 10 G) behind only the Dodgers (10-2, .833).

- 👤 **Gunnar Henderson** has reached base safely in 14 of 15 career games against Los Angeles, including hits in 13 of the contests, slashing .356/.418/.814 (21-for-59) with four doubles, four triples, five home runs, 14 RBI, and five walks.
- 👤 **Ryan Mountcastle** has reached base safely in 12 of his last 13 games against Los Angeles since May 16, 2023, slashing .362/.400/.511 (17-for-47) with four doubles, one homer, and 11 RBI.

**BANANA SPLIT:** The Birds are slashing .247/.311/.440 with a .751 OPS against right-handed pitching, compared to .177/.257/.245 with a .502 OPS against southpaws...The .751 OPS off righties is eighth highest in MLB, while the .502 OPS off lefties is last, ahead of only the Angels (.555).

- 👤 Since 2024, **Tyler O'Neill's** 1.041 OPS off southpaws is fifth highest in MLB behind NYY's Aaron Judge (1.342), SF's Heliot Ramos (1.083), CLE's José Ramirez (1.071), and AZ's Ketel Marte (1.051)...He is 3-for-5 with two home runs against Tyler Anderson, today's starter for Los Angeles.
- 👤 Despite a .156/.174/.222 (7-for-45) line with one homer against left-handed pitching this season, **Gunnar Henderson** is 3-for-4 with a double and homer in his career against Anderson.

**HENDERSON HEATING UP:** **Gunnar Henderson** has reached base safely in each of his last 16 games, slashing .302/.353/.476 (19-for-63) with three doubles, one triple, and two home runs... It is tied for the second-longest stretch of his career (also 7/1-20/23), trailing his career-best run of 36 games from May 22-June 29, 2024.

- 👤 The 16-game run is tied for the third-longest active stretch in the AL and tied for seventh in the majors.
- 👤 Henderson has scored a run in seven of his last 11 games since April 28, having not scored a run in his previous seven games from April 20-27.

**LET'S GO STREAKING:** **Ryan O'Hearn** has reached base safely in 13 straight games, slashing .333/.440/.643 (14-for-42) with one double, four home runs, eight RBI, and seven walks during that stretch...Marks the second-longest on-base streak of his career behind a 15-game run from June 15-July 3, 2024.

- 👤 **Jackson Holliday** has reached base safely in a career-best 10 straight games, slashing .364/.417/.576 (12-for-33) with a double, two home runs, and four RBI...He has seen year-over-year improvements from 2024 to 2025 in whiff rate (-11.7%, 34.1 to 22.4), strikeout rate (-9.5%, 33.2 to 23.7), and chase rate (-7.3, 27.2 to 19.9).
- 👤 **Félix Bautista** has made nine straight scoreless appearances since April 7, limiting the opposition to an .069 (2-for-29) average and posting a 0.56 WHIP...He has registered a save in a career-best six straight appearances, striking out eight batters with zero walks during that stretch...The last Oriole with a save in seven straight appearances was **Craig Kimbrel** (7 G, 6/26-7/7/24).

**MAGIC NUMBER:** The O's are 12-3 when scoring at least four runs this season, including wins in six of their last seven when doing so...Baltimore is 2-21 when plating three or fewer runs and 2-31 in those situations since September 7, 2024.

- 👤 The Birds have scored 4+ runs in 10 of their last 12 games against the Angels since May 18, 2023, going 8-4 in those contests and averaging 5.9 runs per game during that stretch.

**NO RISP, NO REWARD:** The Orioles are batting .129/.176/.194 (18-for-139) with runners in scoring position over the last 18 games since April 20...Their .187 RISP average overall is the lowest in MLB, with the next closest teams being the Rockies (.196) and White Sox (.198)...The 1988 Orioles are responsible for the lowest RISP average in franchise history (.217).

- 👤 In 14 wins this season, Baltimore is 35-for-121 (.289) with runners in scoring position, compared to 15-for-147 (.102) in 24 defeats.

O's vs. ANGELS	
Current Streak	1-1
2025 Record	1-1
at Oriole Park at Camden Yards	0-0
at Angel Stadium	1-1
All-Time (since 1961)	380-320
at Home	202-143
on Road	178-177
2025 Schedule	
Date	Score
5/9	W, 4-1 Sugano/Hendricks/Bautista
5/10	L, 5-2 Kochanowicz/Gibson
5/11	4:07 p.m. ET
6/13	7:05 p.m. ET
6/14	4:05 p.m. ET
6/15	1:35 p.m. ET
Indicates Home	

O's ON THE ROAD	
Record	6-15
Team AVG/OBP/SLG	.219/.290/.331
Fielding Errors	11
Team ERA	4.71 (91 ER/174.0 IP)
Starters ERA	5.02 (61 ER/109.1 IP)
Bullpen ERA	4.18 (30 ER/64.2 IP)
Saves/Opps	2/2
Best Road Trip	.500 (2-2), 3/27-30
Worst Road Trip	.167 (1-5), 4/22-27

GETTING INTO THE GROOVE	
Longest Active On-Base Streaks, AL	
Randy Arozarena (SEA)	32 G
Isaac Paredes (HOU)	18 G
Gunnar Henderson (BAL)	16 G
Danny Jansen (TB)	16 G

RUN AND GUNNAR	
Highest Career Slugging Percentage Against Angels, MLB History (Min. 50 AB)	
Todd Zeile	.869
Gunnar Henderson	.814
Brent Rooker	.748
Bubba Trammell	.705

UPCOMING MILESTONES	
Dylan Carlson	7 R shy of 200
Gunnar Henderson	1 RBI shy of 200
Jorge Mateo	4 SB shy of 100
Cedric Mullins	1 RBI shy of 300

THIS DATE IN O'S HISTORY	
May 11, 1983 - Mike Flanagan tosses his 15 <sup>th</sup> career shutout and outduels future Hall of Famer Gaylord Perry to beat the Mariners, 1-0 at Memorial Stadium. Dan Ford and Cal Ripken, Jr. hit back-to-back doubles in the 5 <sup>th</sup> inning for the game's only run. Flanagan allows seven hits and no walks to raise his record to 6-0.	

UPCOMING SCHEDULE					
DATE	OPPONENT	TIME	ORIOLES STARTER	OPPONENT STARTER	TV
May 12	OFF DAY				
May 13	MINNESOTA	6:35 p.m. ET	LHP Cade Povich (1-3, 5.55)	RHP Simeon Woods Richardson (2-2, 4.01)	MASN 2
May 14	MINNESOTA	6:35 p.m. ET	RHP Dean Kremer (3-4, 5.24)	RHP Bailey Ober (4-1, 3.50)	MASN 2
May 15	MINNESOTA	12:35 p.m. ET	RHP Tomoyuki Sugano (4-2, 2.72)	RHP Chris Paddack (1-3, 4.76)	MASN 2
MASN and MASN2 games can also be streamed locally via <a href="#">MASN+</a> ...All games broadcast on the Orioles Radio Network and 98 Rock 97.9 FM/HD2 & WBAL NewsRadio 1090 AM/101.5 FM					

#24 ZACH EFLIN RHP



2-1, 3.00 ERA

HT: 6-6 WT: 220  
DOB: 4/8/94 Age: 31  
Bats: R Throws: R

PITCH TYPE (2025)	USAGE	AVG. VELOCITY
Cutter.....	29.0%	88.0 mph
Sinker.....	16.8%	91.1 mph
Curveball .....	16.0%	77.5 mph
Sweeper.....	13.0%	79.2 mph
Changeup .....	12.6%	86.2 mph
Fastball .....	10.6%	91.2 mph

**QUICK HITS:** Set to make his first start since being placed on the 15-day Injured List (right lat strain) on April 9, retroactive to April 8...Made one rehab appearance with High-A Aberdeen on May 4 and tossed 4.0 scoreless innings, scattering two hits and two walks with four strikeouts...Was acquired by the O's from the Tampa Bay Rays in exchange for minor leaguers RHP Jackson Baumeister, INF/OF Mac Horvath, and OF Matthew Etzel on July 26, 2024.

**LAST TIME OUT:** Earned the win on April 7 at Arizona after working 6.0 innings, allowing one run on four hits and one hit batter with zero walks and one strikeout... Became the first Oriole starter to open the season with at least three straight quality starts since **Dylan Bundy** (5 GS) from March 29-April 9, 2018...Eflin made five straight quality starts to begin his Oriole career following his acquisition from the Rays last season from July 29 (G1)-September 1.

⚾ Retired eight of the first nine Arizona batters he faced, working around a Josh Naylor double to lead off the second inning...Allowed back-to-back leadoff singles to Pavin Smith and Naylor in the fourth before Lourdes Gurriel Jr. plated the D-backs lone run with a sacrifice fly...Eugenio Suárez followed Gurriel Jr. and was hit by a pitch, but Eflin retired each of the next eight batters to close the outing.

**WEST COAST VIBES:** Eflin has made five career starts opposite Los Angeles, going 2-1 with a 2.37 ERA (8 ER/30.1 IP) with 30 strikeouts against only three walks...Last faced the Angels on April 15, 2024 at Tropicana Field as a member of the Rays and earned the victory (6.1 IP, 6 H, 0 R, 0 BB, 5 K).

⚾ Is 5-3 with a 3.88 ERA (29 ER/67.1 IP) and one save in 13 career appearances (12 GS) against the AL West.

**WE'RE GOING STREAKING:** Eflin has conceded three runs or fewer in a career-best 13 straight starts overall since July 24, 2024, tied with SD's Michael King for the second-longest active streak in MLB behind MIL's Freddy Peralta (16 GS).

**IN CONTROL:** Eflin has walked one batter across 18.0 innings, producing a 1.47 percent walk rate, the lowest mark among all MLB starters (min. 65 BF), ahead of TEX's Nathan Eovaldi (2.15%) and DET's Tarik Skubal (2.72%).

⚾ He produced a 3.51 pct. walk rate in 2024, fourth lowest among all qualified MLB pitchers behind SEA's George Kirby (2.96%), CIN's Nick Martinez (3.16%), and STL's Miles Mikolas (3.47%).

⚾ From June 14, 2022-July 10, 2024, Eflin issued two walks or fewer in 51 consecutive starts, the eighth-longest such streak in MLB since 1901 behind MIN's/PHI's Carlos Silva (99), BOS' Cy Young (85), SEA's George Kirby (64, active), MIN's Phil Hughes (64), MIN's Brad Radke (62), NYG' Carl Hubbell (61), and BOS/SD' David Wells (59).

**FOLLOW THE LEADER:** In 12 starts since joining the O's, Eflin is 7-3 with a 2.70 ERA (22 ER/73.1 IP), with the Birds going a 9-3 in his starts...The 2.70 ERA is 11<sup>th</sup> lowest by an Oriole starter through their first 12 starts with the club in franchise history (since 1954), including the fourth lowest since 2000 behind **Jeremy Guthrie** (2.00, 2007), **Corbin Burnes** (2.35, 2024), and **Austin Voth** (2.67, 2022).

**OPENING DAY RECAP:** Eflin became the 44<sup>th</sup> Opening Day starter in Orioles history (since 1954)...According to the *Elias Sports Bureau*, he became one of six starting pitchers since 1882 to make back-to-back Opening Day starts against the same opponent as a member of two different teams, joining Madison Bumgarner (2019 w/SF & 2020 w/AZ vs. SD), Wes Ferrell (1937 w/BSA & 1938 w/WAS vs. PHA), Sad Sam Jones (1921 w/BSA & 1922 w/NYY vs. WAS), Duke Esper (1894 w/WAS & 1895 w/BAL vs. PHI), and George Derby (1882 w/DET & 1883 w/BUF vs. CLE).

2025 & CAREER SPLITS

	2025						CAREER					
	W-L	ERA	G/S	IP	ER		W-L	ERA	G/S	IP	ER	
Home	0-1	4.50	1/1	6.0	3		37-25	3.44	90/84	508.0	194	
Road	2-0	2.25	2/2	12.0	3		27-38	4.85	99/93	512.1	276	
Day	1-0	3.00	1/1	6.0	2		19-24	4.41	68/63	361.0	177	
Night	1-1	3.00	2/2	12.0	4		45-39	4.00	121/114	659.1	293	

	AVG	AB	H	HR	BB	K	AVG	AB	H	HR	BB	K
vs. Left	.200	35	7	1	0	5	.257	1878	482	85	129	414
vs. Right	.233	30	7	1	1	3	.263	2075	546	61	80	465
TOTALS	.215	65	14	2	1	8	.260	3974	1032	146	209	880

RUN SUPPORT (as starter in '25)

0 Runs .....	1
1 Run .....	--
2 Runs .....	--
3 Runs .....	--
4 Runs .....	--
5 Runs .....	1
6 Runs .....	--
7 Runs .....	--
8 Runs .....	--
9 Runs .....	1
10+ Runs.....	--
Total .....	14
RSA/9 .....	7.00

RUNS ALLOWED BY INNING ('25)

1 <sup>st</sup> .....	0
2 <sup>nd</sup> .....	1
3 <sup>rd</sup> .....	0
4 <sup>th</sup> .....	3
5 <sup>th</sup> .....	2
6 <sup>th</sup> .....	0
7 <sup>th</sup> .....	--
8 <sup>th</sup> .....	--
9 <sup>th</sup> .....	--
Total .....	6

MISCELLANEOUS 2025 STATS

WHIP .....	0.83
K/9 .....	4.00
BB/9 .....	0.50
QS .....	3
#P/IP .....	13.2
Opponents	
AVG: .....	.215
OBP: .....	.235
SLG: .....	.385
OPS: .....	.620

2025 HIGHS

Innings: 6.0, 3x, last: 4/7 at AZ  
Hits: 8, 4/2 vs. BOS  
Runs: 3, 4/2 vs. BOS  
Earned Runs: 3, 4/2 vs. BOS  
Strikeouts: 5, 4/2 vs. BOS  
Walks: 1, 3/27 at TOR  
Home Runs: 1, 2x, last: 4/2 vs. BOS  
Winning Streak: --  
Losing Streak: --  
Shortest Start: 6.0, 3x, last: 4/7 at AZ  
Pitches Thrown: 87, 4/2 vs. BOS  
Low-Hit CG: --

CAREER HIGHS

Innings: 9.0, 4x, last: 5/11/19 at KC  
Hits: 11, 2x, last: 6/24/19 vs. NYM  
Runs: 10, 7/27/19 vs. ATL  
Earned Runs: 8, 2x, last: 5/23/17 vs. COL  
Strikeouts: 12, 3x, last: 5/22/22 vs. LAD  
Walks: 4, 6x, last: 7/19/24 at NYY  
Home Runs: 4, 2x, last: 6/20/21 at SF  
Winning Streak: 6, 6/5/18-7/3/18  
Losing Streak: 4, 2x, last: 5/13-30/21  
Shortest Start: 2.0 IP, 6/19/22 at WSH  
Pitches Thrown: 110, 5/11/19 at KC  
Low-Hit CG: 4, 9/23/22 vs. HOU

EFLIN vs. LAA

PLAYER	AVG	AB	H	HR	RBI
Adell	.667	3	2	0	0
Anderson	.000	2	0	0	0
d'Arnaud	.333	21	7	3	3
Lugo	.—	—	—	—	—
Moncada	.—	—	—	—	—
Neto	.143	7	1	0	0
Newman	.000	2	0	0	0
O'Hoppe	.000	8	0	0	0
Paris	.—	—	—	—	—
Rengifo	.143	7	1	0	0
Schanuel	.000	6	0	0	0
Soler	.200	10	2	0	0
Ward	.444	9	4	0	3

ANDERSON vs. BAL

PLAYER	AVG	AB	H	HR	RBI
Carlson	1.000	2	2	0	0
Handley	.—	—	—	—	—
Henderson	.750	4	3	1	1
Holliday	.—	—	—	—	—
Kjerstad	.—	—	—	—	—
Laureano	.167	6	1	0	0
Mateo	.000	6	0	0	0
Mountcastle	.000	4	0	0	1
Mullins	.000	3	0	0	0
O'Hearn	.—	—	—	—	—
O'Neill	.600	5	3	2	3
Rivera	.182	11	2	0	0
Rutschman	.200	5	1	0	1

EFLIN 2025 STARTS

DATE	OPP	SCORE	WHEN LEFT	DEC	IP	H	R	ER	BB	K	HR	PIT	STR
3/27	at TOR	12-2	6-2	W	6.0	2	2	2	1	2	1	78	49
4/2	vs. BOS	0-3	0-3	L	6.0	8	3	3	0	5	1	87	60
4/7	at AZ	5-1	5-1	W	6.0	4	1	1	0	1	0	73	47
TOTALS				2-1	18.0	14	6	6	1	8	2	238	156 (65.5%)

TUESDAY'S STARTER: LHP CADE POVICH (1-3, 5.55)

**LAST TIME OUT:** Suffered the loss on May 6 at Minnesota after working 6.0 innings, allowing five runs on six hits (1 HR) with no walks and four strikeouts...Marked his second start of the season, and the fifth of his career, tossing at least 6.0 frames without permitting a walk (also 4/6 at KC - 6.0 IP, 12 H, 4 R, 1 ER, 0 BB, 4 K).

**vs. MINNESOTA:** Set to face the Twins for the second time in eight days...Made his first career start against Minnesota September 27, 2024 and earned the win after tossing 5.2 scoreless innings, scattering two hits and one walk with two strikeouts...Will Mark his first start against the Twins at Camden Yards.





PITCHER	LAST OUTING	DEC.	IP	H	R	ER	BB	K	RETIRED/1 <sup>ST</sup> BF	IR/SCORED	SV/OPP	INNINGS-HIGH	STRIKEOUTS-HIGH
Akin	5/9 at LAA	HLD	0.1	0	0	0	0	0	12/17	6/1	--	2.0 (4/5 at KC)	3 (2x, last: 4/30 vs. NYY)
Baker	5/7 at MIN	ND	1.0	1	0	0	0	1	11/16	9/1	--	1.2 (3/30 at TOR)	4 (3/30 at TOR)
Bautista	5/9 at LAA	SV	1.0	0	0	0	0	2	9/11	2/0	7/7	1.0 (11x, last: 5/9 at LAA)	3 (3/29 at TOR)
Cano	5/9 at LAA	HLD	0.1	1	0	0	1	1	9/15	6/3	0/1	1.1 (4/13 vs. TOR)	2 (2x, last: 4/7 at AZ)
Domínguez	5/7 at MIN	ND	1.0	1	1	1	1	1	8/13	8/0	--	1.1 (2x, last: 4/26 [G2] at DET)	2 (4/4 at KC)
Morton	5/10 at LAA	ND	2.0	0	0	0	0	2	4/4	2/0	--	3.2 (4/26 [G2] at DET)	3 (4/26 [G2] at DET)
Pérez	5/10 at LAA	ND	0.1	0	0	0	2	1	6/14	7/3	--	2.0 (2x, last: 4/20 vs. CIN)	3 (3x, last: 4/26 [G1] at DET)
Soto	5/8 at MIN	ND	0.2	2	1	1	1	2	10/15	8/2	--	1.2 (4/4 at KC)	3 (2x, last: 4/2 vs. BOS)
2025 TOTALS	5.07 ERA	4-5	136.2	151	85	77	68	139	87/132	61/17	7/8	3.2 (Morton, 4/26 [G2] at DET)	4 (Baker, 3/30 at TOR)

45 • KEEGAN AKIN • LHP

0-0 • 3.12 ERA • 18 G (1 GS)

WHIP: 1.27

K/9: 9.87

BB/9: 4.15

vs. ALL: .219 (14-for-64)

vs. LHB: .250 (7-for-28)

vs. RHB: .194 (7-for-36)

⚔ Made his team-leading 18<sup>th</sup> appearance on 5/9 at LAA, retiring the only batter he faced to end the eighth inning...Stranded two runners, which were the tying runs

⚔ Has been charged with a run in five of his last 15 games since the start of April

⚔ His 18 strikeouts lead all O's relievers

⚔ Opponents are 0-for-14 with six strikeouts against his changeup

⚔ Righties opened the season batting .077 (1-for-13) with one extra-base hit through 4/8, but are hitting .261 (6-for-23) with two doubles and a home run since

⚔ Made his first start of the season on 4/26 (G2) at DET, walking one batter and punching out one in 1.2 innings...Was his first start since 5/31/23 vs. CLE (1.0 IP, 2 H, ER, K)...His 31 pitches in the start matched a season high (also 4/5 at KC)

⚔ Allowed a home run to BOS' Triston Casas on 4/3, his first conceded to a left-handed hitter since 6/12/24 vs. ATL (Matt Olson)

43 • BRYAN BAKER • RHP

2-0 • 2.40 ERA • 16 G

WHIP: 1.20

K/9: 10.20

BB/9: 3.00

vs. ALL: .245 (13-for-53)

vs. LHB: .273 (6-for-22)

vs. RHB: .226 (7-for-31)

⚔ Tossed 1.0 scoreless inning on one hit with one strikeout on 5/7 at MIN

⚔ Has allowed three home runs in his last five games after totaling three in his previous 30 games from 6/13/24-4/26/25 (G1)...Surrendered a career-high two homers on 5/4 vs. KC

⚔ Both of the home runs on 5/4 vs. KC came off his slider...Prior to that outing, opponents were 2-for-13 (.154) with one extra-base hit (2B) off the offering

⚔ Has stranded eight of nine inherited runners this season...The eight stranded runners are tied with Seranthony Domínguez for the team lead

⚔ Earned the win on 4/12 vs. TOR, his first since 6/20/24 at NYY

⚔ Notched season highs in innings (1.2) and strikeouts (4) on 3/30 at TOR

74 • FÉLIX BAUTISTA • RHP

0-0 • 7 SV • 1.64 ERA • 11 G

WHIP: 1.00

K/9: 11.45

BB/9: 4.91

vs. ALL: .132 (5-for-38)

vs. LHB: .150 (3-for-20)

vs. RHB: .111 (2-for-18)

⚔ Converted his seventh save of the year on 5/9 at LAA after pitching a perfect ninth inning with two strikeouts...Has recorded a save in a career-high six consecutive appearances, the longest active streak in the majors and the fourth longest consecutive save streak this season, trailing WSH's Kyle Finnegan (9 G), ATH's Mason Miller (7 G), and SD's Robert Suarez (7 G)

⚔ Has not issued a walk in six straight appearances after allowing at least one free pass in four of five outings to open the season, which ties for the fourth longest of his career

⚔ His average fastball velocity (97.1 mph) ranks in the 90<sup>th</sup> percentile, despite being down 2.4 mph from his career-high 99.5 mph average in 2023

⚔ His 0.4 bWAR leads all Oriole relievers

⚔ Only one of his 24 batted balls have been barreled (Bichette, 3/29 at TOR)

⚔ Owns a 66.7 percent ground ball rate, up 30.3 percent from 2023 (36.4%)

⚔ Recorded his first save of the year on 4/12 vs. TOR (1.0 IP, 2 BB, K)...Marked his first save since 8/24/23 vs. TOR, spanning 597 days

⚔ Opponents are 1-for-16 (.063) with 10 strikeouts against hit split-finger

⚔ Made his season debut on 3/29 at TOR, completing a scoreless ninth inning on one hit and one walk with three strikeouts...Marked his first major league game since 8/25/23 vs. COL (582 days)

⚔ His 55 career saves are the second most by an O's reliever through his first 132 career appearances, behind Gregg Olson (59)

⚔ Missed the 2024 season recovering from right elbow ulnar collateral ligament reconstruction (Tommy John), performed on 10/9/23...Underwent a right elbow debridement and an ulnar nerve transposition on 2/10/24

78 • YENNIER CANO • RHP

0-2 • 2.92 ERA • 15 G

WHIP: 1.38

K/9: 8.76

BB/9: 2.92

vs. ALL: .277 (13-for-47)

vs. LHB: .316 (6-for-19)

vs. RHB: .250 (7-for-28)

⚔ Tossed 0.1 inning on 5/9 at LAA, allowing one hit and one walk with one punchout...Exited with two runners on, who were stranded...Has pitched on back-to-back days three times this season (last: 4/12-13)

⚔ Allowed multiple runs in back-to-back outings from 5/4-8, marking the second time in his career he's allowed multiple runs in consecutive appearances (also 7/27-9/10/22)...Had not allowed an earned run in his first 12 appearances of the year

⚔ Eight of his 12 strikeouts on the year have come via his changeup, but opponents are batting .364 (8-for-22) off the pitch

⚔ Owns a career-high 36.7 percent chase rate, which ranks in the 95<sup>th</sup> percentile

⚔ Surrendered his first barreled balls of the season on 5/4 vs. KC, back-to-back solo home runs by Bobby Witt Jr. and Vinnie Pasquantino...Prior to the outing, none of his 29 batted balls on the year had been barreled...His 34.3 percent hard-hit rate is down 9.1 percent from last season (43.4%)

⚔ Suffered his first blown save of the year on 4/13 vs. TOR, allowing an inherited runner to score in the eighth inning

56 • SERANTHONY DOMÍNGUEZ • RHP

2-0 • 4.63 ERA • 13 G

WHIP: 1.46

K/9: 9.26

BB/9: 6.17

vs. ALL: .231 (9-for-39)

vs. LHB: .385 (5-for-13)

vs. RHB: .154 (4-for-26)

⚔ Charged with a run on one hit and one walk with one strikeout on 5/7 at MIN...Worked a scoreless sixth inning before walking the leadoff batter in the seventh, who later scored on a home run after he left the game

⚔ Has allowed six runs over his last four appearances (3.1 IP)...Had not allowed a run in his first nine games before this stretch

⚔ Spun a season-high-tying 1.1 innings on 4/26 (G2) at DET, allowing three runs on two hits and one walk with one strikeout...Snapped a streak of 10 consecutive appearances without allowing a run dating back to 9/29/24, his longest such stretch since 5/15-6/16/24 (11 G)...Marked his first outing with three runs surrendered since 7/14/24 vs. OAK with PHI (4 R)

⚔ Allowed a hit on 4/19 vs. CIN, snapping a career-high-tying streak of seven consecutive hitless outings from 3/29-4/17/25

⚔ Surrendered two barreled balls on 4/3 at KC to Vinnie Pasquantino and Bobby Witt Jr. (both HR), his first of the season...Prior to that outing, none of his 20 batted balls on the year had been barreled

50 • CHARLIE MORTON • RHP

0-7 • 8.82 ERA • 10 G (6 GS)

WHIP: 1.96

K/9: 8.02

BB/9: 5.88

vs. ALL: .317 (44-for-139)

vs. LHB: .294 (20-for-68)

vs. RHB: .338 (24-for-71)

⚔ Tossed 2.0 perfect innings with two strikeouts on 5/10 at LAA, snapping a career-high-tying 24-game streak of allowing at least one run (7/4/24-5/7/25, 79 total R)...Marked the first perfect outing of his career, including his appearances as a starter

⚔ His outing on 5/4 vs. KC snapped a 20-game stretch of allowing at least one walk (7/20/24 [G1]-4/29/25, 48 total BB), which was the third-longest streak of his career

⚔ Four of his last five appearances have been out of the bullpen after beginning the year in the rotation...Had one career regular season outing and one Postseason game in relief in his career entering 2025

⚔ Holds a 5.00 ERA (5 ER/9.0 IP) as a reliever compared to 10.22 (28 ER/24.2 IP) when starting

⚔ Last started on 5/7 at MIN (L: 4.0 IP, 4 H, 3 R, 1 HR, 1 HB, 1 BB, 2 K)

⚔ His 22 walks on the year are second in the AL behind CLE's Gavin Williams...Has walked at least four batters three times this year (2 GS)

58 • CIONEL PÉREZ • LHP

0-0 • 9.00 ERA • 14 G

WHIP: 2.40

K/9: 10.20

BB/9: 8.40

vs. ALL: .349 (22-for-63)

vs. LHB: .261 (6-for-23)

vs. RHB: .400 (16-for-40)

⚔ Allowed two walks with one strikeout in 0.1 inning on 5/10 at LAA...Stranded an inherited runner

⚔ Has surrendered a run in nine of 14 appearances this season and multiple runs in four of those games

⚔ His 2.40 WHIP is the third highest among all qualified AL relievers and fifth highest in MLB...His .349 (22-for-63) opponent batting average is the ninth highest in the AL

⚔ Notched his fourth career perfect outing of 2.0+ innings on 4/18 vs. CIN (last: 7/29/23 vs. NYY, 2.0 IP)

⚔ His home run allowed to Tyler Heineman on 3/30 at TOR snapped a streak of 104 consecutive games without allowing a home run since 6/3/23, the longest such streak in Orioles history and the longest in MLB since KC's Wade Davis (123 G, 9/4/13- 7/28/15)...His streak of 87.2 straight homerless innings was the second longest in team history behind only Gregg Olson (114.2 IP) from 4/18/89-6/20/90

⚔ Opponents are 10-for-23 (.435) against his sinker

65 • GREGORY SOTO • LHP

0-1 • 4.85 ERA • 15 G

WHIP: 1.62

K/9: 10.38

BB/9: 4.15

vs. ALL: .288 (15-for-52)

vs. LHB: .200 (4-for-20)

vs. RHB: .344 (11-for-32)

⚔ Charged with one run on two hits and a walk with two strikeouts in 0.2 inning on 5/8 at MIN...Entered with two runners on and one out in the eighth inning of a tie game, striking out one before allowing a two-run double to Brooks Lee...Had not allowed an inherited runner to score prior to the outing (6 IR)

⚔ Opponents are 12-for-31 (.387) off him in his last nine outings since 4/13 after going 3-for-21 (.143) in his first six appearances of the season

⚔ Has a 9.00 ERA (7 ER/7.0 IP) in the last nine games after working six scoreless appearances (6.0 IP) to begin the year

⚔ Has not surrendered a home run in 21 straight appearances (17.0 IP) since 9/18/24

⚔ Has increased his first pitch strike percentage to 65.6 from 59.1 in 2024 (+6.5%)

ORIOLES PUBLIC RELATIONS DEPARTMENT 333 W. CAMDEN ST., BALTIMORE, MD 21201 410-547-6150 ✉ ORIOLESPR@ORIOLES.COM ✂ @ORIOLESPR

15 • DYLAN CARLSON • OF (S)	.000 • 0 HR • 2 RBI
Current Streak: 0-for-last-15 (since 3/31)	2025 High: --
5/6 at MIN: 0-3, 2 K	Road Trip: 1 G, 0-3, 2 K
👤 Looking for his first big-league hit since recording a 2024 season-high three knocks on 9/24 at BOS (3-for-4, RBI)	
👤 Recalled from Triple-A Norfolk prior to the 4/26 doubleheader at DET...Marks his second stint with the O's this season	
👤 Made his Orioles debut on 3/31 vs. BOS as a pinch-hitter in the sixth inning after being recalled from Triple-A earlier that day...Was optioned on 4/4	
👤 Slashing .286/.418/.381 (18-for-63) with three doubles, one homer, 11 RBI, and 15 walks through 18 games with the Tides	

98 • MAVERICK HANDLEY • C (R)	.143 • 0 HR • 0 RBI
Current Streak: 1 G (1-3; since 5/8)	2025 High: 1 G (5/8)
5/8 at MIN: 1-3, 2 K	Road Trip: 1 G, 1-3, 2 K
👤 Recorded his first major league hit on Thursday at MIN, a single up the middle in the fourth inning...Also made his second career major league start	
👤 Made his MLB debut on 4/29 vs. NYY, entering as a defensive replacement in the sixth inning...Struck out in both of his at bats...Was the first position player to make their debut for the Orioles this season...Had his contract selected from Triple-A Norfolk on 4/28	
👤 Batting .346/.433/.558 (18-for-52) with six doubles, one triple, one home run, 11 runs scored, five RBI, eight walks, and two stolen bases in 15 games with the Tides... At the time of his promotion, his average ranked sixth while his slugging and OPS were both 10 <sup>th</sup> in the International League (min. 50 AB)	

2 • GUNNAR HENDERSON • INF (L)	.258 • 4 HR • 7 RBI
Current Streak: 4 G (5-17; since 5/7)	2025 High: 9 G (4/26 [G1]-5/4)
Last Game: 1-4, R, 2 K	Road Trip: 5 G, 5-20, 3B, HR, 3 R, 2 RBI, 2 BB, 6 K
👤 Crushed a solo homer in the first inning on Friday at LAA, his fourth of the season, snapping a 16-game streak where the Orioles did not score in the first inning... Marked his fourth career game with a triple and home run (last: 5/17/24 vs. SEA)... Has reached base at least three times in three of those four such games, including Friday at LAA when he reached three times (last: 3/30/24 vs. LAA, 3 TOB)	
👤 Has reached safely in 16 straight games after singling yesterday, the longest active streak among O's batters and tied for the third longest in the AL...The 16-gamer is tied for the second longest of his career (also 7/1-20/23), trailing only a 36-gamer from 5/22-6/29/24	
👤 Owns a team-high (min. 10 G) .356 batting average (21-for-59) with four doubles, four triples, and five homers in 15 career games against the Angels	
👤 Is batting .304 (7-for-23) with four extra-base hits (2 2B, 2 HR) on offspeed pitches, compared to 5-for-30 (.167) with a double and two triples on breaking pitches	
👤 His 94.8 mph average exit velocity ranks third in the AL behind NYY's Aaron Judge (95.7) and BOS' Rafael Devers (95.6), and sixth in MLB...49 of his 89 batted balls (55.1%) have been hard hit (95+ mph), tops on the O's	

7 • JACKSON HOLLIDAY • INF (L)	.274 • 4 HR • 12 RBI
Current Streak: 3 G (4-11; since 5/8)	2025 High: 6 G (4/28-5/6)
Last Game: 1-3, BB, K	Road Trip: 5 G, 5-18, 2B, R, RBI, 3 BB, 6 K, CS
👤 Hit leadoff yesterday for the second time in his career (also 9/28/24 at MIN) and singled to open the game...Slashing .348/.464/.391 (8-for-23) when leading off an inning this year	
👤 Tallied his sixth multi-hit game of the season on Friday at LAA...Has six multi-hit efforts in 33 games this year after having six over 60 games in 2024	
👤 Slashing .356/.442/.511 (16-for-45) with one double, two homers, seven runs scored, four RBI, five walks, two hit-by-pitches, and one stolen base in his last 15 games	
👤 Recorded his first career multi-home run game after homering in the second and third innings on Sunday vs. KC...At 21 years, 151 days old, he is the third-youngest Oriole with a multi-homer game behind Manny Machado (20y, 82d & 20y, 35d) and Boog Powell (20y, 271d & 20y, 258d)	
👤 Has decreased his whiff rate from 34.1 percent in 2024 to 22.4 this season (-11.7%)	
👤 Slashing .424/.568/.727 (14-for-33) with two doubles, one triple, and two homers when ahead in the count compared to .182/.182/.182 (6-for-33) with no extra-base hits when behind in the count	
👤 His 28.8 ft./sec. sprint speed ranks second among all AL second basemen, trailing only LAA's Kyren Paris (29.0 ft./sec.)	
👤 Hit his second career grand slam on 4/16 vs. CLE (also 7/31/24 vs. TOR)...Marked the first O's grand slam of the year...At 21 years, 133 days old, became the youngest player in Orioles/Browns franchise history at the time of his second career grand slam, surpassing Cal Ripken, Jr. (22y, 323d), per <a href="#">@SlangsOnSports</a>	

13 • HESTON KJERSTAD • OF (L)	.206 • 3 HR • 13 RBI
Current Streak: 0-for-last-8 (since 5/7)	2025 High: 4 G (3/31-4/5)
Last Game: 0-3	Road Trip: 4 G, 3-14, RBI, 6 K
👤 Tallied his fourth multi-hit effort of the season on Wednesday at MIN...Has hit safely in five of his last eight games since 4/30 and recorded two multi-hit games	
👤 Slashing .256/.286/.487 (10-for-39) with runners on base compared to .172/.213/.224 (10-for-58) with the bases empty	
👤 Has produced a .196 average (10-for-51) and .275 slugging percentage against fastballs this season despite owning a .285 xBA and .531 xSLG against the pitch	
👤 Launched a 407-foot, two-run homer in the eighth inning on 4/18 vs. CIN...Marked the second time homering in back-to-back games in his career (also 6/27-29/24, 2 G)... Had multiple RBI in three straight games for the first time in his career from 4/16-18	

12 • RAMÓN LAUREANO • OF (R)	.212 • 5 HR • 8 RBI
Current Streak: 1 G (1-1; since 5/10)	2025 High: 3 G (4/19-24)
Last Game: 1-1, HR, R, RBI (PH in 9 <sup>th</sup> )	Road Trip: 4 G, 4-12, 2 2B, 2 HR, 4 R, 2 RBI, BB, 3 K
👤 Blasted his fifth homer of the season, and first career pinch-hit home run, yesterday at LAA, a solo shot in the ninth inning off LAA's Brock Burke...Nine of his last 11 homers since 8/17/24, have been off right-handed pitchers	
👤 His three outfield assists are tied for fourth in the AL and for 10 <sup>th</sup> in MLB...Since 2018, his 52 outfield assists are tied for third in MLB...Baltimore has nine outfield assists this season, third most in MLB behind Cleveland (14) and Los Angeles-NL (11)	
👤 After entering as a defensive replacement (Kjerstad HBP) in the third inning on 4/19 vs. CIN, became the fifth player in Orioles history to hit two home runs off the bench (last: Mancini, 6/7/17 vs. PIT)...Was the first MLB reserve to record a multi-homer game since STL's Richie Palacios (9/12/23 at BAL)...Marked his fifth career multi-homer game (last: 6/30/22 at SEA w/ OAK)	

3 • JORGE MATEO • INF/OF (R)	.133 • 0 HR • 0 RBI
Current Streak: 0-for-last-6 (since 4/29)	2025 High: 2 G (4/27-29)
Last Game: 0-2, BB, K	Road Trip: 1 G, 0-2, BB, K
👤 Has gone a career-high 27 straight games without an RBI	
👤 Swiped two bases on 4/27 at DET, his second multi-steal effort of the year and 15 <sup>th</sup> of his career...His five stolen bases are tied for the team lead (Mullins)...His 85 stolen bases since 2022 rank sixth in the AL	
👤 Doubled in the fifth inning on 4/15 vs. CLE, his first hit of the year...Snapped an 0-for-17 hitless streak dating back to 7/23/24	
👤 Swiped second and third base after entering as a pinch runner in the eighth on 4/8 at AZ...Marked the first time an Oriole has done so since Cedric Mullins on 5/23/24 at CWS and the seventh time Mateo has done so in his career (last: 4/22/24 at LAA)	

6 • RYAN MOUNTCASTLE • INF (R)	.218 • 2 HR • 12 RBI
Current Streak: 6 G (7-24; since 5/4)	2025 High: 6 G (current streak)
Last Game: 2-4, 2B, RBI	Road Trip: 5 G, 6-20, 3 2B, 3 RBI, 4 K
👤 Has hit safely in a season-high six straight games, eight of his last nine games, and doubled four times over his last eight games...Has driven in seven of his 12 RBI on the year since 4/29 vs. NYY	
👤 Slashing .292/.314/.438 (14-for-48) in 15 day games compared to .171/.210/.263 (13-for-76) across 22 night games	
👤 On Friday vs. KC, registered his first multi-hit game since 4/13 vs. TOR (also 2 H)	
👤 On 4/30 vs. NYY, snapped an 0-for-18 skid with a two-run homer in the second inning...Marked his first multi-RBI game since 4/7 at AZ (2 RBI)	
👤 Has four home runs in his last 104 games (91 GS) since 6/8/24...Homered in the second inning on 4/13 vs. TOR, snapping a career-long 41-game home run drought since 7/29/24 (G1) vs. TOR	
👤 Ranks in the top 10 percent of MLB in bat speed (75.2 mph) and hard-hit rate (52.1%)	
👤 Entered the game on 4/23 at WSH as a pinch-hitter in the seventh inning and reached base safely twice (1B, HBP)	
👤 His single on 3/30 at TOR off Chris Bassitt was 116.7 mph...Marked the fifth hardest by an Oriole in the <i>Statcast</i> era (since 2015) and the hardest since Mark Trumbo on 4/28/17 at NYY (118.5)	

31 • CEDRIC MULLINS • OF (L)	.220 • 7 HR • 21 RBI
Current Streak: 0-for-last-19 (since 5/4)	2025 High: 6 G (4/18-24)
Last Game: 0-4, K	Road Trip: 5 G, 0-17, 7 K
👤 Is 2-for-38 since 4/29 after hitting .292 (26-for-89) through his first 26 games	
👤 Snapped an 0-for-14 skid with his seventh home run of the season on Sunday vs. KC, a game-tying solo shot to center field in the fifth inning...Marked his first extra-base hit in a season-high 11 straight games	
👤 Has reached base safely in 16 of his last 23 games with an at-bat since 4/12, including hits in 13 of the contests	
👤 Is averaging 4.36 pitches per plate appearance, the sixth-highest mark in the AL	
👤 Has reached base safely at least three times in eight games, tied for seventh in the AL	
👤 His five multi-walk efforts are tied for the second most in the AL, behind DET's Zach McKinstry...Currently owns a career-high 13.4 percent walk rate after never having a walk rate above 9.5 percent (2023) in his career	
👤 Hit his second leadoff homer of the season on 4/19 vs. CIN...Ranks second in franchise history with 18 leadoff homers behind Brady Anderson (44)	

32 • RYAN O'HEARN • INF/OF (L)	.303 • 7 HR • 14 RBI
Current Streak: 0-for-last-2 (since 5/9)	2025 High: 5 G (4/13-19)
Last Game: 0-1, 2 BB, K	Road Trip: 5 G, 4-14, R, 4 BB, HBP, 3 K
👤 Notched his second multi-walk effort of the year yesterday at LAA (also 4/30 vs. NYY)...Owns an 11.4 percent walk rate, his highest since 2020 (13.6%)	
👤 Owns a 13-game on-base streak since 4/24, the second longest of his career trailing a 15-gamer from 6/15-7/3/24...Has reached base safely in 23 of 25 games since 4/4	
👤 Notched his ninth multi-hit game of the season on Wednesday at MIN, tied for the team lead with Gunnar Henderson...Has tallied multi-hit efforts in three of his eight games this month	
👤 Slashing .324/.432/.486 (12-for-37) with three doubles and one homer in 15 career games against the Angels	
👤 Hit five homers in April, marking the third time in his career hitting 5+ HR in a calendar month (August 2018 - 6 HR & September 2018 - 5 HR)	
👤 Has increased his hard-hit rate to 52.4 percent from 40.1 in 2024 (+12.3%)...Ranks among MLB leaders in hard-hit rate (90 <sup>th</sup> ), squared-up rate (90 <sup>th</sup> , 33.1%), xBA (90 <sup>th</sup> , .300), and xwOBA (90 <sup>th</sup> , .394)	
👤 His seven pinch-hit knocks last season were the most by an Oriole since 2014 (10, Delmon Young) and ranked fourth in the AL...His 28 pinch-hit hits since 2019 are fourth most among MLB hitters behind CWS' Austin Slater (40), SEA's Donovan Solano (35), and SF's Wilmer Flores (31)	

9 • TYLER O'NEILL • OF (R)	.217 • 2 HR • 10 RBI
Current Streak: 0-for-last-2 (since 5/9)	2025 High: 2 G (2x, last: 4/4-5)
Last Game: 0-1 (PH in 9 <sup>th</sup> )	Road Trip: 2 G, 1-4, R, BB, K
👤 Reinstated from the 10-day Injured List prior to Friday's game after dealing with neck inflammation...Appeared in two rehab games with Triple-A Norfolk, going 2-for-6 with an RBI and a walk	
👤 His four assists are tied with for the third most among all MLB outfielders...Prior to going on the Injured List, his four assists were tied with CLE's Steven Kwan for the most in MLB...Has registered the four assists in 20 games after having four in 113 contests last year	
👤 Led off the fourth inning on 4/13 vs. TOR with a solo home run, his second homer of the season and first as an Oriole at Camden Yards	
👤 His eight hits through his first four games were the most by an Oriole through his first four games with the club since Jose Iglesias in 2020 (also 8)	
👤 Tied a career high with four hits on 3/31 vs. BOS (also: 8/6/21 vs. KC w/STL)	
👤 Homered for a sixth consecutive Opening Day on 3/27 at TOR, an MLB record... Reached base safely a career-high five times, becoming the first player to reach base safely five times in his first game with the club in team history (since 1954)	

26 • EMMANUEL RIVERA • INF (R)	.391 • 0 HR • 3 RBI
Current Streak: 6 G (9-21; since 5/2)	2025 High: 6 G (current streak)
Last Game: 1-4, K	Road Trip: 4 G, 7-15, 2 2B, 2 RBI, 4 K
👤 Tallied consecutive multi-hit games on Thursday and Friday for the eighth time in his career and for the first time since 6/30-7/2/24 with AZ...Has hit safely in six of his seven games this year	
👤 On Thursday at MIN, recorded his first game of at least three hits since 9/28/24 at MIN and his second career multi-double game (8/11/22 vs. PIT w/ AZ)	
👤 Made his season debut on 4/29 vs. NYY...Had his contract selected from Triple-A Norfolk on 4/28	
👤 Slashing .308/.370/.338 (20-for-65) with two doubles, five runs scored, 13 RBI, six walks, one hit-by-pitch, and one stolen base in 17 games with the Tides	
👤 Opened the year on the Norfolk 7-day Injured List...Reinstated on 4/4 and made his season debut that day at Charlotte	
👤 Dealt with a shoulder injury in Spring Training and did not appear in a game after 3/13...Reassigned to minor league camp on 3/24	

35 • ADLEY RUTSCHMAN • C (S)	.195 • 4 HR • 10 RBI
Current Streak: 0-for-last-12 (since 5/7)	2025 High: 8 G (4/3-13)
Last Game: 0-4	Road Trip: 5 G, 1-17, R, BB, 3 K
👤 Slashing .269/.321/.558 (14-for-52) in 14 day games this season compared to a .145/.278/.158 (11-for-76) line across 22 night games	
👤 His 37.4 percent squared-up rate ranks third in the AL behind the ATH's Jacob Wilson (41.1%) and BOS' Alex Bregman (37.6%), and sixth in MLB...Ranks third in the AL in both whiff rate (14.0%) and chase rate (18.0%)	
👤 Owns career-highs in average exit velocity (88.7 mph) and barrel rate (8.7%)	
👤 Reached safely in his first 14 games to begin the year, the longest season-opening streak by an Oriole since Anthony Santander (18 G, 4/8-27/22)	
👤 Since his MLB debut on 5/21/22, ranks among all MLB primary catchers with 91 doubles (T-1 <sup>st</sup> ) and 432 hits (2 <sup>nd</sup> )...MIL's William Contreras ranks first in hits and tied for first in doubles with Rutschman (441 H, 91 2B)	





2025 BY THE NUMBERS			
	HOME	AWAY	TOTAL
Overall	8-9	6-15	14-24
MONTH	HOME	AWAY	TOTAL
March (5)	1-0	2-2	3-2
April (26)	6-7	3-9	9-16
May (27)	1-2	1-4	2-6
June (27)	-	-	-
July (24)	-	-	-
August (28)	-	-	-
September (25)	-	-	-
TOTAL (162)	8-9	6-15	14-24
DAY OF WEEK	HOME	AWAY	TOTAL
Monday (14)	2-0	1-0	3-0
Tuesday (24)	0-2	0-3	0-5
Wednesday (24)	2-1	0-3	2-4
Thursday (18)	1-1	2-1	3-2
Friday (26)	1-1	1-2	2-3
Saturday (28)	2-1	2-3	4-4
Sunday (27)	0-3	0-3	0-6
TOTAL (162)	8-9	6-15	14-24
VS. AL EAST	HOME	AWAY	TOTAL
Boston Red Sox (13)	1-2	-	1-2
New York Yankees (13)	2-1	-	2-1
Tampa Bay Rays (13)	-	-	-
Toronto Blue Jays (13)	1-1	2-2	3-3
TOTAL (52)	4-4	2-2	6-6
VS. AL CENTRAL	HOME	AWAY	TOTAL
Chicago White Sox (7)	-	-	-
Cleveland Guardians (7)	2-1	-	2-1
Detroit Tigers (6)	-	0-3	0-3
Kansas City Royals (6)	1-2	1-2	2-4
Minnesota Twins (6)	-	0-3	0-3
TOTAL (32)	3-3	1-8	4-11
VS. AL WEST	HOME	AWAY	TOTAL
Houston Astros (7)	-	-	-
Los Angeles Angels (6)	-	1-1	1-1
Oakland Athletics (6)	-	-	-
Seattle Mariners (6)	-	-	-
Texas Rangers (7)	-	-	-
TOTAL (32)	-	1-1	1-1
VS. NL EAST	HOME	AWAY	TOTAL
Atlanta Braves (3)	-	-	-
Miami Marlins (3)	-	-	-
New York Mets (3)	-	-	-
Philadelphia Phillies (3)	-	-	-
Washington Nationals (4)	-	1-2	1-2
TOTAL (16)	-	1-2	1-2
VS. NL CENTRAL	HOME	AWAY	TOTAL
Chicago Cubs (3)	-	-	-
Cincinnati Reds (3)	1-2	-	1-2
Milwaukee Brewers (3)	-	-	-
Pittsburgh Pirates (3)	-	-	-
St. Louis Cardinals (3)	-	-	-
TOTAL (15)	1-2	-	1-2
VS. NL WEST	HOME	AWAY	TOTAL
Arizona Diamondbacks (3)	-	1-2	1-2
Colorado Rockies (3)	-	-	-
Los Angeles Dodgers (3)	-	-	-
San Diego Padres (3)	-	-	-
San Francisco Giants (3)	-	-	-
TOTAL (15)	-	1-2	1-2

BALTIMORE ORIOLES - WALK-OFF AND MISC. HOME RUNS

Baltimore Orioles Walk-off Wins							
Date	Score	Batter/Runner	Action	RBI	Pitcher	INN	OUTS
-	-	-	-	-	-	-	-

Opponent Walk-off Wins							
Date	Score	Batter/Runner	Action	RBI	Pitcher	INN	OUTS
-	-	-	-	-	-	-	-

Baltimore Orioles Back-to-Back Home Runs						
Date	Score	Batters	Pitcher	INN	OUTS	
4/19	CIN 5 @ BAL 9	Ramón Laureano/Jordan Westburg	Carson Spiers	7	2	
4/19	CIN 5 @ BAL 9	Cedric Mullins/Gunnar Henderson	Hunter Greene	1	0	
3/27	BAL 12 @ TOR 2	Adley Rutschman/Jordan Westburg	Yariel Rodríguez	8	1	

Opponent Back-to-Back Home Runs						
Date	Score	Batters	Pitcher	INN	OUTS	
5/4	KC 11 @ BAL 6	Bobby Witt Jr./Vinnie Pasquantino	Yennier Cano	7	1	
4/29	NYY 15 @ BAL 3	Trent Grisham/Aaron Judge/Ben Rice	Kyle Gibson	1	0	
4/17	CLE 2 @ BAL 6	Daniel Schneemann/Austin Hedges	Tomoyuki Sugano	3	0	
4/9	BAL 0 @ AZ 9	Pavin Smith/Josh Naylor	Dean Kremer	5	1	

Baltimore Orioles Grand Slams					
Date	Score	Batter	Pitcher	INN	OUTS
4/16	CLE 1 @ BAL 9	Jackson Holliday	Gavin Williams	2	1

Opponent Grand Slams					
Date	Score	Batter	Pitcher	INN	OUTS
4/20	CIN 24 @ BAL 2	Noelvi Marte	Jorge Mateo	8	2

Baltimore Orioles Inside-the-Park Home Runs						
Date	Score	Batter	RBI	Pitcher	INN	OUTS

Opponent Inside-the-Park Home Runs						
Date	Score	Batter	RBI	Pitcher	INN	OUTS

Baltimore Orioles Pinch-Hit Home Runs						
Date	Score	Batter	RBI	Pitcher	INN	OUTS

5/10	BAL 2 @ LAA 5	Ramon Laureano	1	Brock Burke	9	0
Opponent Pinch-Hit Home Runs						
Date	Score	Batter	RBI	Pitcher	INN	OUTS

Baltimore Orioles Leadoff Home Runs			
Date	Score	Batter	Pitcher
4/19	CIN 5 @ BAL 9	Cedric Mullins	Hunter Greene
4/3	BOS 8 @ BAL 4	Cedric Mullins	Tanner Houck
3/29	BAL 9 @ TOR 5	Colton Cowser	Max Scherzer

Opponent Leadoff Home Runs			
Date	Score	Batter	Pitcher
4/29	NYY 15 @ BAL 3	Trent Grisham	Kyle Gibson
4/23	BAL 3 @ WSH 4	James Wood	Tomoyuki Sugano

LAST TIME IT HAPPENED	
<b>BATTING</b>	
Eutaw St. Home Run	Gunnar Henderson, 8/14/24 vs. WSH (Herz)
Opponent	Trent Grisham, 4/30/25 vs. NYY (Gibson)
Second Deck Home Run in LF at OPACY	Austin Hays, 6/7/22 vs. CHC (Mills)
Opponent	Pete Alonso, 9/2/20 vs. NYM (Means)
Grand Slam	Jackson Holliday, 4/16/25 vs. CLE (Williams)
Two Grand Slams in One Game	Reimold, Clevenger, 9/11/15 vs. KC (Herrera, Chamberlain)
Pinch-Hit Home Run	Ramón Laureano, 5/10/25 at LAA (Burke)
Pinch-Hit Walk-Off Home Run	Nolan Reimold, 7/24/16 vs. CLE (Allen)
Pinch-Hit Grand Slam	Dwight Evans, 7/26/91 vs. OAK (Nelson)
Inside the Park Home Run	Jorge Mateo, 8/20/23 at OAK (Sears)
LH & RH Home Run, Same Game	Anthony Santander, 8/7/24 at TOR (Francis, Yarbrough)
Individual 2-Home Run Game	Jackson Holliday, 5/4/25 vs. KC (Lorenzen)
Individual 3-Home Run Game	Ryan Mountcastle, 6/19/21 vs. TOR (Manoah, Kay)
Individual 4-Home Run Game	Never
Home Run in Consecutive Games	Cedric Mullins, 4/18-19/25 vs. CIN
Home Run in 3 Consecutive Games	Jackson Holliday, 8/4-7/24 at CLE, at TOR
Home Run in 4 Consecutive Games	Gunnar Henderson, 5/17-20/24 vs. SEA, at STL
Home Run in 5 Consecutive Games	Jonathan Schoop, 7/22-27/18 vs. TOR, BOS, TB
Home Run in 6 Consecutive Games	Chris Davis, 9/26-10/2/12 vs. TOR, BOS, TB
4-Home Run Game, Team	5/4/25 vs. KC
5-Home Run Game, Team	4/19/25 vs. CIN
6-Home Run Game, Team	3/27/25 at TOR
7-Home Run Game, Team	6/2/16 vs. BOS
8+-Home Run Game, Team	6/16/15 vs. PHI (8)
10+-Run Game, Team	3/27/25 at TOR (12)
15+-Run Game, Team	6/20/24 at NYY (17)
20+-Run Game, Team	9/28/00 vs. TOR (23)
Back-to-Back HR	Laureano/Westburg, 4/19/25 vs. CIN (7 <sup>th</sup> inning)
Back-to-Back HR to Start First Inning	Mullins/Henderson, 4/19/25 vs. CIN
Back-to-Back-to-Back HR	Schoop/Davis/Mancini, 8/6/17 vs. DET (1 <sup>st</sup> inning)
Back-to-Back-to-Back HR to Start First Inning	Flaherty/Hardy/Markakis, 5/10/12 (G1) vs. TEX
2 Back-to-Back HRs, Same Game	Mullins/Henderson (1 <sup>st</sup> ), Laureano/Westburg (7 <sup>th</sup> ) 4/19/25 vs. CIN
Leadoff Home Run	Cedric Mullins, 4/19/25 vs. CIN (Greene)
Walk-Off Win	Anthony Santander (HR), 9/19/24 vs. SF (Walker)
Walk-Off Home Run	Anthony Santander, 9/19/24 vs. SF (Walker)
Walk-Off Grand Slam	Manny Machado, 8/18/17 vs. LAA (Middleton)
Walk-Off Home Run, Eutaw St.	Rio Ruiz, 8/11/19 vs. HOU (Osuna)
Home Run, 15 <sup>th</sup> Inning or later	Jonathan Villar, 7/25/19 at LAA (Canning)
Home Run, 17 <sup>th</sup> Inning or later	Adam Jones, 5/6/12 at BOS (McDonald)
Home Run by a Pitcher	Zack Britton, 7/3/11 at ATL (Beachy)
2-Home Run Game by a Pitcher	Milt Pappas, 8/27/61 at MIN (Ramos)
Oriole w/ 2 Home Runs in one inning	Connor Norby, 6/4/24 at TOR (Pearson)
Oriole w/ 3 Home Runs in consecutive innings	Mark Trumbo, 4/15/16 at TEX (7 <sup>th</sup> inning, Pérez, Faulkner)
5-Hit Game	Manny Machado, 8/7/16 at CWS (1 <sup>st</sup> , 2 <sup>nd</sup> , 3 <sup>rd</sup> inning, Shields, Albers)
6-Hit Game	Cal Ripken, Jr., 6/13/99 at ATL
5-RBI Game	Cedric Mullins, 3/27/25 at TOR
6-RBI Game	Adley Rutschman, 6/9/24 at TB
7-RBI Game	Ryan Mountcastle, 4/11/23 vs. OAK (9)
8-RBI Game	Ryan Mountcastle, 4/11/23 vs. OAK (9)
9-RBI Game	Ryan Mountcastle, 4/11/23 vs. OAK
<b>PITCHING</b>	
Perfect Game	Never
No-Hitter	5/5/21 at SEA (Means)
1-Hitter	5/26/24 at CWS (Bradish, Coulombe, Cano, Kimbrel)
Complete Game	9/23/22 vs. HOU (Kremer)
Shutout	9/23/22 vs. HOU (Kremer)
Team Shutout	5/2/25 vs. KC (Kremer, Cano, Bautista)
Consecutive CG, Pitcher	Sidney Ponson (2), 5/16-22/04
Consecutive Shutouts, Pitcher	Mike Mussina (2), 9/26-10/1/95
Consecutive CG, Team	5/13-14/11 (Guthrie/Bergesen)
Consecutive Shutouts, Team	4/18-19/23 at WSH
10+ Strikeout Game, Pitcher	Charlie Morton (10), 4/3/25 vs. BOS
15+ Strikeout Game, Pitcher	Erik Bedard (15), 7/7/07 at TEX
10+ Strikeout Game, Team	5/8/25 at MIN (11)
15+ Strikeout Game, Team	4/28/25 vs. NYY (15)
4+ Strikeouts in an inning	Mike Cuellar (4), 5/29/70 at CAL
Immaculate Inning	Kevin Gausman, 4/23/18 vs. CLE (7 <sup>th</sup> inning)
<b>MISCELLANEOUS</b>	
Hit for the Cycle	Cedric Mullins, 5/12/23 vs. PIT (7 <sup>th</sup> in club history)
Steal of Home	Cedric Mullins, 8/12/21 vs. DET
Position Player to Pitch	Gary Sánchez, 4/19/25 vs. CIN (1.0 IP, 2 H, 4 R, BB, HR)
Triple Play Turned	9/18/22, Bottom 3 <sup>rd</sup> at TOR (Chapman batting/Kremer pitching)
	Scoring: 6-4-3 (Mateo-Vavra-Aguilar)
Manager Ejection	Brandon Hyde, 4/13/25 vs. TOR (18 <sup>th</sup> career)
Player Ejection	Ryan O’Hearn, 8/21/24 at NYM (2 <sup>nd</sup> career)
<b>WINNING SWEEPS</b>	
2-Game, at OPACY	September 26-27, 2023 vs. WSH
2-Game, Road	April 18-19, 2023 at WSH
3-Game, at OPACY	April 15-17, 2024 vs. MIN
3-Game, Road	September 27-29, 2024 at MIN
4-Game, at OPACY	July 7-10, 2022 vs. LAA
4-Game, Road	June 7-10, 2024 at TB
Doubleheader	June 25, 2016 vs. TB

2025 OUTFIELD ASSISTS						
Outfielder	1B	2B	3B	HP	TOTAL	ERRORS (F-T)
Dylan Carlson	-	-	-	-	-	-
Colton Cowser	-	-	-	-	-	-
Heston Kjerstad	-	2	-	-	2	-
Ramón Laureano	-	2	-	1	3	2 (1-1)
Jorge Mateo	-	-	-	-	-	1 (1-0)
Cedric Mullins	-	-	-	-	-	2 (1-1)
Ryan O’Hearn	-	-	-	-	-	-
Tyler O’Neill	1	2	-	1	4	-
Team Totals	1	6	-	2	9	5 (3-2)

2025 CATCHING BREAKDOWN							
	Errors	SB	Pick-offs				
Catcher	F-T-C	PB	CCS-ATT	1B-2B-3B	Inn.	ERA	W-L (GS)
Maverick Handley	0-0-0	0	0-2	0-0-0	20.0	6.75	0-2
Adley Rutschman	0-1-0	0	3-23	0-1-0	231.0	5.38	12-15
Gary Sánchez	0-0-0	1	0-2	1-0-0	77.0	5.03	2-7
Totals	0-1-0	1	3-27	1-1-0	328.0	5.38	14-24

SCORING BY INNING											
	1	2	3	4	5	6	7	8	9	Extras	Totals
OPPONENTS	29	19	32	25	26	12	28	26	11	1	209
ORIOLES	17	22	20	11	13	14	18	21	4	0	140

ORIOLES WHO MADE THEIR MAJOR LEAGUE DEBUT IN 2025			
DATE	PLAYER	STATS	NOTES
4/29 vs. NYY	Maverick Handley	0-for-2, 2 K	Def. in 6 <sup>th</sup>
4/26 (G2) at DET	Grant Wolfram	0.1 IP, 1 H, 1 BB	Final out of 7 <sup>th</sup>
4/19 vs. CIN	Brandon Young	ND: 4.0+ IP, 7 H, 3 R, 3 ER, 3 BB, 3 K, HR	Game Started
3/30 at TOR	Tomoyuki Sugano	L: 4.0 IP, 4 H, 2 R, 2 ER, 2 BB, 1 K	Game Started

2025 SCHEDULE

G#	DATE	OPP.	W-L	SCORE	WP/LP/SV	REC	POS	GA/GB	ATT.
1	3/27	at TOR	W	12-2	Eflin/Berrios	1-0	T-1 <sup>st</sup>	+0.5	40,734
2	3/28	at TOR	L	8-2	Gausman/Morton	1-1	T-3 <sup>rd</sup>	-0.5	26,289
3	3/29	at TOR	W	9-5	Kremer/Lovelady	2-1	2 <sup>nd</sup>	-0.5	27,005
4	3/30	at TOR	L	3-1	Bassitt/Sugano/Hoffman	2-2	3 <sup>rd</sup>	-1.5	21,069
5	3/31	vs. BOS	W	8-5	Dominguez/Newcomb	3-2	3 <sup>rd</sup>	-1.0	45,002*
MARCH TOTALS: 3-2			TEAM ERA: 4.60		TEAM AVG: .305				
	4/1	OFF DAY				3-2	4 <sup>th</sup>	-1.0	
6	4/2	vs. BOS	L	3-0	Crochet/Eflin/Chapman	3-3	4 <sup>th</sup>	-1.5	18,146
7	4/3	vs. BOS	L	8-4	Kelly/Morton	3-4	T-4 <sup>th</sup>	-2.0	16,656
8	4/4	at KC	L	8-2	Lugo/Kremer	3-5	5 <sup>th</sup>	-2.5	14,196
9	4/5	at KC	W	8-1	Sugano/Wacha	4-5	5 <sup>th</sup>	-2.5	14,383
10	4/6	at KC	L	4-1	Bubic/Povich/Estévez	4-6	5 <sup>th</sup>	-2.5	19,098
11	4/7	at AZ	W	5-1	Eflin/Gallen	5-6	T-4 <sup>th</sup>	-1.5	20,333
12	4/8	at AZ	L	4-3	Kelly/Morton/Martinez	5-7	4 <sup>th</sup>	-2.0	23,843
13	4/9	at AZ	L	9-0	Pfaadt/Kremer	5-8	5 <sup>th</sup>	-2.5	22,411
	4/10	OFF DAY				5-8	5 <sup>th</sup>	-2.5	
	4/11	vs. TOR	**POSTPONED**		Rescheduled for 7/29 (DH)		5-8	5 <sup>th</sup>	-2.5
14	4/12	vs. TOR	W	5-4	Baker/Francis/Bautista	6-8	T-4 <sup>th</sup>	-2.0	22,130
15	4/13	vs. TOR	L	7-6	Hoffman/Bowman	6-9	5 <sup>th</sup>	-2.5	27,193
	4/14	OFF DAY				6-9	5 <sup>th</sup>	-2.5	
16	4/15	vs. CLE	L	6-3	Allen/Morton/Clase	6-10	5 <sup>th</sup>	-3.5	14,203
17	4/16	vs. CLE	W	9-1	Kremer/Williams	7-10	5 <sup>th</sup>	-3.5	13,964
18	4/17	vs. CLE	W	6-2	Sugano/Bibee	8-10	4 <sup>th</sup>	-3.5	16,201
19	4/18	vs. CIN	L	8-3	Abbott/Povich	8-11	4 <sup>th</sup>	-4.5	42,587*
20	4/19	vs. CIN	W	9-5	Dominguez/Greene/Bautista	9-11	4 <sup>th</sup>	-3.5	28,534
21	4/20	vs. CIN	L	24-2	Rogers/Morton/Wynne	9-12	4 <sup>th</sup>	-4.5	19,053
	4/21	OFF DAY				9-12	4 <sup>th</sup>	-4.0	
22	4/22	at WSH	L	7-0	Parker/Kremer	9-13	4 <sup>th</sup>	-4.0	29,504
23	4/23	at WSH	L	4-3	López/Soto/Finnegan	9-14	5 <sup>th</sup>	-5.0	22,246
24	4/24	at WSH	W	2-1	Povich/Gore/Bautista	10-14	5 <sup>th</sup>	-4.5	23,058
	4/25	at DET	**POSTPONED**		Rescheduled for 4/26 (DH)		10-14	5 <sup>th</sup>	-4.0
25	4/26-1	at DET	L	4-3	Mize/Young/Vest	10-15			28,509
26	4/26-2	at DET	L	6-2	Hurter/Morton	10-16	5 <sup>th</sup>	-5.0	21,422
27	4/27	at DET	L	7-0	Skubal/Kremer	10-17	5 <sup>th</sup>	-6.5	28,613
28	4/28	vs. NYY	W	4-3	Sugano/Warren/Bautista	11-17	5 <sup>th</sup>	-5.5	22,775
29	4/29	vs. NYY	L	15-3	Rodón/Gibson	11-18	5 <sup>th</sup>	-6.5	22,164
30	4/30	vs. NYY	W	5-4	Baker/Carrasco/Bautista	12-18	5 <sup>th</sup>	-5.5	22,381
APRIL TOTALS: 9-16			TEAM ERA: 5.64		TEAM AVG: .206				
	5/1	OFF DAY				12-18	5 <sup>th</sup>	-5.5	
31	5/2	vs. KC	W	3-0	Kremer/Wacha/Bautista	13-18	5 <sup>th</sup>	-5.5	26,364
32	5/3	vs. KC	L	4-0	Bubic/Sugano	13-19	5 <sup>th</sup>	-5.5	19,348
33	5/4	vs. KC	L	11-6	Zerpa/Cano	13-20	5 <sup>th</sup>	-5.5	31,956
	5/5	OFF DAY				13-20	5 <sup>th</sup>	-5.0	
34	5/6	at MIN	L	9-1	López/Povich	13-21	5 <sup>th</sup>	-6.0	19,779
35	5/7	at MIN	L	5-2	Coulombe/Morton/Duran	13-22	5 <sup>th</sup>	-7.0	16,417
36	5/8	at MIN	L	5-2	Jax/Cano/Duran	13-23	5 <sup>th</sup>	-7.5	17,410
37	5/9	at LAA	W	4-1	Sugano/Hendricks/Bautista	14-23	5 <sup>th</sup>	-7.5	30,778
38	5/10	at LAA	L	5-2	Kochanowicz/Gibson	14-24	5 <sup>th</sup>	-7.5	27,975
39	5/11	at LAA	4:07 PM	MASN2					
	5/12	OFF DAY							
40	5/13	vs. MIN	6:35 PM	MASN2					
41	5/14	vs. MIN	6:35 PM	MASN2					
42	5/15	vs. MIN	12:35 PM	MASN2					
43	5/16	vs. WSH	7:05 PM	MASN					
44	5/17	vs. WSH	4:05 PM	MASN   FS1^					
45	5/18	vs. WSH	1:35 PM	MASN					
46	5/19	at MIL	7:40 PM	MASN					
47	5/20	at MIL	7:40 PM	MASN2					
48	5/21	at MIL	1:10 PM	MASN2					
49	5/22	at BOS	6:45 PM	MASN					
50	5/23	at BOS	7:10 PM	MASN					
51	5/24	at BOS	4:10 PM	MASN   FS1^					
52	5/25	at BOS	1:35 PM	MASN					
53	5/26	vs. STL	3:05 PM	MASN					
54	5/27	vs. STL	6:35 PM	MASN					
55	5/28	vs. STL	6:35 PM	MASN					
	5/29	OFF DAY							
56	5/30	vs. CWS	7:05 PM	MASN					
57	5/31	vs. CWS	4:05 PM	MASN					
MAY TOTALS: 2-6			TEAM ERA: 5.03		TEAM AVG: .242				
58	6/1	vs. CWS	1:35 PM	MASN					
	6/2	OFF DAY							
59	6/3	at SEA	9:40 PM	MASN2					
60	6/4	at SEA	9:40 PM	MASN2					
61	6/5	at SEA	3:40 PM	MASN2					
62	6/6	at ATH	10:05 PM	MASN2					
63	6/7	at ATH	10:05 PM	MASN					
64	6/8	at ATH	4:05 PM	MASN2					
	6/9	OFF DAY							
65	6/10	vs. DET	6:35 PM	MASN2					
66	6/11	vs. DET	6:35 PM	MASN2					
67	6/12	vs. DET	6:35 PM	MASN2					
68	6/13	vs. LAA	7:05 PM	Apple TV+					
69	6/14	vs. LAA	4:05 PM	MASN					
70	6/15	vs. LAA	1:35 PM	MASN					
71	6/16	at TB	7:35 PM	MASN2					
72	6/17	at TB	7:35 PM	MASN2					
73	6/18	at TB	7:35 PM	MASN2					
74	6/19	at TB	7:35 PM	MASN2					
75	6/20	at NYY	7:05 PM	MASN					
76	6/21	at NYY	1:05 PM	MASN					
77	6/22	at NYY	11:35 AM	Roku					
78	6/23	vs. TEX	6:35 PM	MASN					
79	6/24	vs. TEX	6:35 PM	MASN					
80	6/25	vs. TEX	6:35 PM	MASN					
	6/26	OFF DAY							
81	6/27	vs. TB	7:05 PM	Apple TV+					
82	6/28	vs. TB	4:05 PM	MASN					
83	6/29	vs. TB	1:35 PM	MASN					
84	6/30	at TEX	8:05 PM	MASN					
JUNE TOTALS: 0-0			TEAM ERA: ---		TEAM AVG: ---				
85	7/1	at TEX	8:05 PM	MASN					
86	7/2	at TEX	8:05 PM	MASN					
	7/3	OFF DAY							
87	7/4	at ATL	7:15 PM	MASN					
88	7/5	at ATL	4:10 PM	MASN2					
89	7/6	at ATL	11:35 AM	Roku					
	7/7	OFF DAY							
90	7/8	vs. NYM	6:35 PM	MASN					
91	7/9	vs. NYM	7:05 PM	MASN					
92	7/10	vs. NYM	1:05 PM	MASN					
93	7/11	vs. MIA	7:05 PM	MASN					
94	7/12	vs. MIA	4:05 PM	MASN					
95	7/13	vs. MIA	1:35 PM	MASN					

	DATE	OPP.	W-L	SCORE	WP/LP/SV	REC	POS	GA/GB	ATT.
	7/14	Home Run Derby (Truist Park - Atlanta, GA)							
	7/15	MLB All-Star Game (Truist Park - Atlanta, GA)							
	7/16-17 All-Star Break								
96	7/18	at TB	7:35 PM	MASN2					
97	7/19	at TB	7:05 PM	MASN2					
98	7/20	at TB	12:10 PM	MASN2					
99	7/21	at CLE	6:40 PM	MASN2					
100	7/22	at CLE	6:40 PM	MASN2					
101	7/23	at CLE	6:40 PM	MASN2					
102	7/24	at CLE	1:10 PM	MASN					
103	7/25	vs. COL	7:05 PM	MASN					
104	7/26	vs. COL	7:05 PM	MASN					
105	7/27	vs. COL	1:35 PM	MASN					
106	7/28	vs. TOR	6:35 PM	MASN					
107	7/29-1	vs. TOR	12:35 PM	MASN					
108	7/29-2	vs. TOR	6:35 PM	MASN					
109	7/30	vs. TOR	12:35 PM	MASN					
JULY TOTALS:		0-0	TEAM ERA: ---		TEAM AVG: ---				
110	8/1	at CHC	2:20 PM	MASN2					
111	8/2	at CHC	2:20 PM	MASN2   FS1*					
112	8/3	at CHC	2:20 PM	MASN2					
113	8/4	at PHI	6:45 PM	MASN					
114	8/5	at PHI	6:45 PM	MASN					
115	8/6	at PHI	12:35 PM	MASN					
	8/7	OFF DAY							
116	8/8	vs. ATH	7:05 PM	MASN					
117	8/9	vs. ATH	7:05 PM	MASN					
118	8/10	vs. ATH	1:35 PM	MASN					
	8/11	OFF DAY							
119	8/12	vs. SEA	6:35 PM	MASN					
120	8/13	vs. SEA	6:35 PM	MASN					
121	8/14	vs. SEA	1:05 PM	MASN2					
122	8/15	at HOU	8:10 PM	MASN2					
123	8/16	at HOU	7:10 PM	MASN2					
124	8/17	at HOU	2:10 PM	MASN					
125	8/18	at BOS	7:10 PM	MASN					
126	8/19	at BOS	7:10 PM	MASN					
	8/20	OFF DAY							
127	8/21	vs. HOU	7:15 PM	FOX					
128	8/22	vs. HOU	7:05 PM	MASN					
129	8/23	vs. HOU	7:05 PM	MASN					
130	8/24	vs. HOU	1:35 PM	MASN					
131	8/25	vs. BOS	6:35 PM	MASN					
132	8/26	vs. BOS	6:35 PM	MASN					
133	8/27	vs. BOS	6:35 PM	MASN					
134	8/28	vs. BOS	1:05 PM	MASN					
135	8/29	at SF	10:15 PM	MASN2					
136	8/30	at SF	7:15 PM	FOX					
137	8/31	at SF	4:05 PM	MASN2					
AUGUST TOTALS:		0-0	TEAM ERA: ---		TEAM AVG: ---				
138	9/1	at SD	6:40 PM	MASN2					
139	9/2	at SD	9:40 PM	MASN2					
140	9/3	at SD	4:10 PM	MASN2					
	9/4	OFF DAY							
141	9/5	vs. LAD	7:05 PM	MASN					
142	9/6	vs. LAD	7:05 PM	MASN					
143	9/7	vs. LAD	1:35 PM	MASN					
	9/8	OFF DAY							
144	9/9	vs. PIT	6:35 PM	MASN					
145	9/10	vs. PIT	6:35 PM	MASN					
146	9/11	vs. PIT	1:05 PM	MASN					
147	9/12	at TOR	7:07 PM	MASN2					
148	9/13	at TOR	3:07 PM	MASN2					
149	9/14	at TOR	1:37 PM	MASN2					
150	9/15	at CWS	7:40 PM	MASN2					
151	9/16	at CWS	7:40 PM	MASN2					
152	9/17	at CWS	2:10 PM	MASN2					
153	9/18	vs. NYY	7:15 PM	FOX					
154	9/19	vs. NYY	7:05 PM	MASN					
155	9/20	vs. NYY	7:05 PM	MASN					
156	9/21	vs. NYY	1:35 PM	MASN					
	9/22	OFF DAY							
157	9/23	vs. TB	6:35 PM	MASN2					
158	9/24	vs. TB	6:35 PM	MASN2   FS1*					
159	9/25	vs. TB	1:05 PM	MASN					
160	9/26	at NYY	7:05 PM	MASN					
161	9/27	at NYY	1:05 PM	MASN					
162	9/28	at NYY	3:05 PM	MASN					
SEPTEMBER TOTALS:		0-0	TEAM ERA: ---		TEAM AVG: ---				


\*Indicates out-of-market broadcast


Pitchers in CAPS indicates complete game


All times listed are Eastern


MASN and MASN2 games can also be streamed locally via [MASN+](#)

All games broadcast on the Orioles Radio Network and 98 Rock 97.9 FM/HD2 & WBAL NewsRadio 1090 AM/101.5 FM









DELAYS & POSTPONEMENTS

DATE	OPPONENT (Reason)	TIME (Delay)	RESULT
5/3	vs. KC (rain)	0:57 (top 2 <sup>nd</sup> )	L, 4-0
4/25	at DET (inclement weather)	Postponed	Rescheduled for DH on 4/26
4/11	vs. TOR (rain)	Postponed	Rescheduled for DH on 7/29

TOTAL TIME OF DELAYS: 0:57 (21:58 in 2024)

COLDEST GAME TIME TEMPERATURE: 45 degrees, April 5 at Kansas City (W, 8-1)

WARMEST GAME TIME TEMPERATURE: 89 degrees, May 10 at Los Angeles-AL (L, 5-2)