

GAME INFORMATION

Atlanta Braves Baseball Communications Department • Truist Park • Atlanta, GA 30339
404.522.7630 | braves.com |  /braves |  @braves |  @bravescomms |  @braves



ATLANTA BRAVES (75-86, 4th NL East, -20.0)

vs.

PITTSBURGH PIRATES (71-90, 5th NL Central, -25.0)

RH Charlie Morton (9-11, 5.89) vs. RH Johan Oviedo (2-0, 3.57 ERA)

Game No. 162 • Home Game No. 81

September 28, 2025 • 3:15 p.m. • Truist Park • Atlanta, GA • FDSN

Lotta Braves

When Charlie Morton appears for Atlanta this afternoon, he will be the 71st different player used by the Braves this season. That will establish a new single-season record in Major League Baseball history.

Two other clubs - Miami in 2024 and Baltimore this season - used 70.


Atlanta used 27 different position players this season, and Morton will mark the 46th different pitcher used by the club. Luke Williams and Vidal Brujan appeared in both capacities.


The 46 pitchers and 19 different starters both easily set new franchise records in a single season for the club.


Braves Breakdown


Overall	75-86
Home.....	38-42
Road	37-44
Day	22-28
Night	53-58
Current Streak.....	L3
Last 5 Games	2-3
Last 10 Games	7-3
March/April.....	14-16
May.....	13-14
June.....	11-15
July.....	8-17
August.....	16-13
September	13-11
Vs. LHSP	23-20
Vs. RHSP	52-66
Series Opener.....	26-26
Series Opener at Home	14-12
Series Opener on Road	12-14
By Series	21-28-2
By Home Series.....	10-14-1
By Road Series.....	11-14-1
Rubber Games	8-14
Sweeps/Were Swept	5-8
Scored First	42-25
Opponent Scored First.....	33-61
1-run games	21-35
1 or 2 run games.....	30-46
Comeback Wins.....	41-33
Last AB Wins	20-19
Walkoff Wins.....	5-11
Extra Innings	8-8
Led After 6	55-10
Led After 7	56-8
Led After 8	63-2
Tied After 6.....	8-13
Tied After 7.....	9-11
Tied After 8.....	10-13
Behind After 6.....	12-63
Behind After 7.....	10-67
Behind After 8.....	2-71
Division Games	30-22
Vs. Other Divisions	45-64
Vs. A.L. Teams	22-26
Vs. N.L. Teams	53-60
Vs. A.L. East.....	6-12
Vs. A.L. Central.....	12-3
Vs. A.L. West.....	4-11
Vs. N.L. East	30-22
Vs. N.L. Central	14-16
Vs. N.L. West	9-22
Hit 0 HR	16-36
Hit 1+ HR.....	59-50
Hit 2+ HR.....	36-18
Scored 3 or Fewer Runs	7-64
Scored 4 or More Runs	68-22
Scored 5 or More Runs	55-12
Allowed 3 or Fewer Runs	51-22
Allowed 4 or More Runs.....	24-64
Allowed 5 or More Runs.....	14-52
More Hits than Opponent	61-20
Fewer Hits than Opponent	8-61
Committed No Errors	59-52
Committed 1 or More Errors..	16-34
Before All-star Game	42-53
After All-star Game.....	33-33
Starter Goes at least 5 inn.....	64-51
Starter Goes at least 6 inn.....	43-30
Starter Goes at least 7 inn.....	21-8


TODAY'S GAME: The Braves and Pirates today conclude a three-game weekend series with the sixth and final matchup between the teams this season...The two clubs will next meet on June 5, 2026, for a three-game series right back here at Truist Park.

 Pittsburgh topped Atlanta, 3-1, last night, and has won each of the first two games of this series... The Pirates have not swept the Braves since winning all three games at PNC Park in April of 2017.


 The Braves and Pirates split six games between the clubs last season, with Atlanta going 1-2 at PNC Park and 2-1 at home.


 With last night's loss Atlanta has dropped the season set with Pittsburgh for the first time since the 2017 season...The Braves went 28-12 (.700) against the Pirates from 2018 through 2024...That includes a perfect 7-0 record against the Pirates in 2022, one of just three instances in the franchise's modern era that they swept a season series of seven or more games with an opponent.


 Atlanta had never lost a series to Pittsburgh here at Truist Park prior to this weekend, going 19-6 (.760) against the Pirates here at home from 2017 through 2024...Pittsburgh's six wins and .240 winning percentage were both the lowest of any NL team in this stadium.

 RH Johan Oviedo will start the finale for Pittsburgh, in what is his second start and third career appearance against Atlanta...The 6-foot-6, 275-pound Cuba native owns a 5.06 ERA (3 ER/5.1 IP) without a decision in these two games...The right-hander has won his only two decisions over his eight starts this season, going 2-0 with a 3.57 ERA after missing much of the year recovering from a lat injury.

CHARLIE MORTON: Makes his first start with Atlanta this afternoon after signing with the club on Monday...Through 32 games and 26 starts this season with the Orioles & Tigers, Morton went 9-11 with a 5.89 ERA.

 Morton returns to Atlanta after making 124 starts for the Braves between 2021-2024, compiling a 45-34 record with a 3.87 ERA (295 ER/686.1 IP)...He ranked seventh in the majors in both starts and strikeouts (771) over those four seasons... He made four starts for Atlanta during the 2021 postseason, including pitching Game 1 of the World Series on the Braves' path to the championship.


 The 2025 season marks Morton's 18th in the majors, after debuting with Atlanta during the 2008 season...He was traded to Pittsburgh in June of 2009, and spent seven seasons with the Pirates... Of his 415 career games in the majors, 282 have come with the Braves & Pirates.


 Morton owns a 147-134 record with a 4.13 ERA over his 415 career games, 408 of which have come as a starter...His 2,195 strikeouts rank sixth among all active pitchers in the majors, and his 147 wins rank fifth...He is a two-time World Series champion, winning with Houston in 2017 and Atlanta in 2021.


Braves vs. Pirates


	2024	2025	All-Time
Overall (since 1900)	3-3	1-4	924-1061-12
Atlanta Era (since '66)	---	---	288-282
at Atlanta	2-1	0-2	161-126
Truist Park ('17)	---	---	17-8
at Turner Field ('97-'16)	---	---	46-26
at Pittsburgh (since '66)	1-2	1-2	128-157
at PNC Park (since '01)	---	---	39-40

CHRIS SALE: Is expected to follow Morton in relief this afternoon, making the 81st appearance out of the bullpen of his career and his first since May 8, 2012 while with the White Sox...Each of his last 318 appearances have come from the rotation.

 Sale is making the fourth appearance of his career against Pittsburgh, and is 1-0 with a 1.37 ERA (3 ER/19.2 IP) over his first three games, all starts... Today marks his first appearance against the Pirates here at Truist Park.


 After opening the year with a 6.17 ERA (16 ER/23.1 IP) over his first five starts of the season, the 6-foot-6, 180-pound Floridian has pitched to a 1.77 ERA (19 ER/96.2 IP) over his next 15 turns dating to April 25...His ERA since that date is the lowest in the National League and second best in all of baseball (min. 75.0 IP).


 Today's outing will conclude his second season with the Braves since Atlanta acquired him in the offseason prior to 2024...Through his two seasons with the club entering today, he has gone 24-8 with a 2.48 ERA over 49 starts, striking out 381 over 297.2 innings.


 Among pitchers with as many starts since the beginning of last season, he ranks first in the majors in FIP, second in win percentage, earned runs allowed, total runs allowed and strikeouts per 9.0 innings, and third in ERA...He was named to the NL All-Star team in each of his two seasons here, and won the 2024 NL Cy Young and Triple Crown.


PITCHING ODDITY: Per Elias, Charlie Morton and Chris Sale this afternoon are set to become the first pair of teammates who have each recorded the final out of a World Series to appear in the same game, for a team with which neither won the title, since Koji Uehara & Wade Davis for the Chicago Cubs in 2017.

THAT'S A WRAP!: The Braves today will play their final game of the 2025 season...Atlanta enters play with a 75-86 record and sits in fourth place in the NL East, snapping the club's string of seven consecutive postseason appearances and playing to its first losing season since 2017.

 From 2018 through 2024, during Atlanta's winning run, the club's 604-427 (.586) record was third best in all of baseball...Only Los Angeles-NL (656-377, .635) and Houston (618-413, .599) had a better winning percentage in that span.

 The stretch from 2018 through 2024 was the franchise's second-longest period of sustained success since moving to Atlanta in 1966, trailing just 15 consecutive winning seasons from 1991 through 2005.

 The Braves enter play this afternoon with a 38-42 (.475) here at home this season, just the second losing record at home in Truist Park history...Atlanta went 37-44 in the park's inaugural season in 2017.

 1B Matt Olson accrued a team-best 6.0 bWAR on the season, while LHP Chris Sale paced the pitching staff with 3.7 bWAR on the year.

Upcoming Schedule and Probable Pitchers

DATE	OPP.	PROBABLE PITCHERS	TV	TIME
------	------	-------------------	----	------

All times listed are Eastern; All games broadcast on 680 The Fan and the Braves Radio Network
FDSN - FanDuel Sports Network

Today's Starting Pitcher

#51 Chris Sale

LHP • 6-6 • 180 • 36 yrs

2025: 6-5, 2.63 ERA • 2025 Spring: 2-1, 2.79 ERA

vs. RHB: .235 (84-357), 9 HR • vs. LHB: .163 (14-86), 2 HR

Home: 2-2, 2.32 ERA (15/54.0) • Away: 4-3, 2.32 ERA (17/66.0)

Today's Game

- 🍷

Slated to make his final outing of the season and fourth of his career against Pittsburgh.
- 🍷

This will be Sale's first game out of the bullpen since recording the final three outs via strikeout of the 2018 Fall Classic to secure the World Series for Boston... It will be his first regular season relief appearance since tossing a scoreless inning on May 8, 2012 against Cleveland while with Chicago (AL).
- 🍷

Last faced the Pirates on May 11 earlier this year, fanning eight hitters while allowing two runs over 5.2 frames in a no-decision.
- 🍷

After his last outing, Sale's is pitching to a career 3.01 ERA...Among pitchers with as many games pitched and as many starts as Sale, his earned run average ranks as the 11th lowest in baseball history dating to the Live Ball era.
- 🍷

Missed 62 games after landing on the 15-day injured list on June 21 with a fractured left rib cage...Posting a 1.75 ERA in four starts since being activated.
- 🍷

Snapped his streak of consecutive games with nine strikeouts in his last start...It was the longest active streak in the majors this season and the second longest on the year.
- 🍷

Posting a 2.63 ERA on the year, the fourth lowest in the National League among hurlers with at least as many starts as Sale.
- 🍷

Earned his first win of the season on April 25 at Arizona...Since then, Sale's 1.77 ERA over his last 15 outings is the lowest in the National League (min. 10 starts).
- 🍷

Dating to the 2024 season since joining Atlanta, his 2.48 ERA is the third lowest in baseball (among QS), trailing only Pittsburgh's reigning Rookie of the Year Paul Skenes (1.96) and Detroit's reigning AL Cy Young Award Winner Tarik Skubal (2.30).
- 🍷

Sale's career rate of K/9 (11.13) and K/BB ratio (5.29) are both the highest marks in baseball history among pithcers with at least 2,000.0 innings pitched.
- 🍷

Through his first five starts of the season, Sale went 0-2 with a 6.17 ERA.

🍷

Has gone 6-3 with a 1.77 ERA, 2.50 FIP, 0.93 WHIP and 11.54 K/9 rate in his last 15 outings since.
- 🍷

He's logged 91 games with 10 or more strikeouts throughout his career; eighth-most in MLB history.

🍷

Has 20 career games with at least 10 strikeouts and zero walks issued...Also the eighth most such games in baseball history dating to 1901.
- 🍷

Needs two more such games to tie six-time All-Star Curt Schilling for seventh most on the all-time list.

2025

- 🍷

Made his sixth career Opening Day start and first with Atlanta, March 27 at San Diego.

🍷

Was the OD starter for Chicago (AL) in 2013-14, '16 and Boston in 2018-19.
- 🍷

His six career Opening Day nods are tied for fourth-most among active pitchers, trailing Justin Verlander (12), Clayton Kershaw (9) and Max Scherzer (7).
- 🍷

Joined Los Angeles' (NL) Blake Snell as the only active pitchers to be the season-openers for three different teams.
- 🍷

Sale's five outings without a win to begin the season was the second longest such streak of his career as a starter...In 2019, he made six starts with Boston before claiming a victory.
- 🍷

On May 6 against Cincinnati, Sale struck out 10 while holding hitters to five hits and two walks over 6.2 innings pitched.

🍷

Became the 11th active pitcher to reach 300 career starts.
- 🍷

Eclipsed 2000 innings pitched, becoming the fifth active player to do so.
- 🍷

Joined Hall-of-Famers John Smoltz and Phil Niekro along with Charlie Morton as the only pitchers in Braves franchise history to record consecutive 10+ strikeout games at age 36 or older...First since Morton in 2022.
- 🍷

Struck out Philadelphia's Edumndo Sosa to reach 2,500 on his career on May 29.

🍷

Sale became the fastest pitcher in major league history to reach 2,500 strikeouts by innings pitched, doing so in 2026.0...Hall-of-Famer Randy Johnson was the previous record holder, reaching 2,500 strikeouts in 2,107.2 frames tossed.
- 🍷

Sale became the 40th player in baseball history to reach the milestone.
- 🍷

Joins Justin Verlander, Max Scherzer and Clayton Kershaw as the only active pitchers to do so.
- 🍷

Sale went 2-0 with a 1.11 ERA in five starts during the month May...His ERA was the fourth lowest in the majors during that span.

🍷

Dating to 1913 when earned runs became an official statistic, Sale's career 2.35 ERA in May is the lowest among pitchers with at least 50 starts...Edging out Hall-of-Famer Pedro Martínez's 2.36 ERA in May.
- 🍷

Recorded his 100th strikeout of the season in against Milwaukee on June 9, marking the 11th time in Sale's career he has recorded at least as many punchouts in a single season; fourth most among active pitchers.
- 🍷

Sale's last outing before landing on the injured list came on June 18 against New York (NL)...He finished one out short of a shutout, holding the Mets to five hits and one walk over 8.2 scoreless innings with seven strikeouts, earning his fifth win of the year.

🍷

Threw 116 pitches in his start, the most since also throwing 116 on July 23, 2019 against Tampa Bay with Boston...It was the 36th career outing with as many pitches thrown.

Sale's Game Log												
DATE	OPP	DECISION	IP	H	R	ER	BB	SO	HR	#P		
Spring Totals (5)			1-1, 2.79 ERA	19.1	12	6	6	5	20	1	--	
3/27	at SD	ND, L, 7-4	5.0	6	3	3	1	7	0	84		
4/1	at LAD	L (0-1), 3-1	5.0	4	3	3	0	5	1	87		
4/8	vs. PHI	ND, W, 7-5	4.2	9	5	5	0	5	1	86		
4/13	at TB	L (0-2), 8-3	4.1	6	4	3	3	7	1	98		
4/19	vs. MIN	ND, W, 4-3	4.1	6	2	2	3	8	1	98		
4/25	at ARI	W (1-2), 8-2	5.0	5	1	1	2	4	0	104		
4/30	at COL	L (1-3), 2-1	7.0	5	2	2	0	10	1	100		
March/April Totals(7)			1-3, 4.84 ERA	35.1	41	20	19	9	46	5	*94	
5/6	vs. CIN	ND, W, 2-1	6.2	5	0	0	2	10	0	112		
5/11	at PIT	ND, L, 4-3	5.2	8	3	2	2	8	0	99		
5/16	at BOS	W (2-3), 4-2	7.0	5	1	1	2	8	1	99		
5/23	vs. SD	ND, L, 2-1	7.0	4	1	1	1	6	1	95		
5/29	at PHI	W (3-3), 9-3	6.0	2	0	0	3	8	0	102		
May Totals (5)			2-0, 1.11	32.1	24	5	4	10	40	2	*101	
6/4	vs. ARI	L (3-4), 2-1	6.0	3	1	1	4	10	0	103		
6/9	at MIL	W (4-4), 7-1	7.0	5	1	1	2	11	0	103		
6/18	vs. NYM	W (4-5), 5-0	8.2	5	0	0	1	7	0	116		
June Totals (3)			2-1, 0.83	21.2	13	2	7	28	0	*107		
8/30	at PHI	ND, L, 3-2	6.0	3	1	1	1	9	1	78		
9/5	vs. SEA	ND, W, 4-1	6.2	4	1	1	0	9	0	92		
9/10	vs. CHI	L (5-5), 3-2	5.0	7	3	3	1	9	1	93		
9/16	at WAS	ND, W, 5-0	8.0	3	0	0	0	9	0	106		
9/22	vs. WAS	W (6-5), 11-5	5.0	3	5	5	2	6	2	80		
*Average pitches												
CHRIS SALE - SEASON & CAREER												
	W-L	ERA	G	GS	IP	H	R	ER	BB	SO		
2025	6-5	2.63	20	20	120.0	98	37	35	30	156		
Career	144-88	3.01	392	312	2078.1	1688	749	696	485	2570		
SALE vs. WASHINGTON												
	W-L	ERA	G	GS	IP	H	R	ER	BB	SO		
2025	0-0	3.18	1	1	5.2	3	2	2	2	8		
Career	1-0	1.37	3	3	19.2	15	4	3	4	23		
Last Win vs. PIT: 8-1 on 5/26/24 in PIT (7.0 IP, 4 H, 1 R, 8 SO)												
SALE'S MAJOR LEAGUE CAREER HIGHS												
Most Innings Pitched							9.0, 14x, last: 5/11/18 at TOR					
Most Strikeouts							17: 5/14/19 vs. COL					
Most Runs Allowed							9, 4/30/25 at MIN					
Most Home Runs Allowed							4, 2x, 9/27/17 vs. TOR					
Longest Winning Streak							10 games, 10/2/15 - 5/19/16					
Longest Losing Streak							6 games, 6/2/13 - 7/6/13					
10+ Strikeout Games							88, last: 4/30/25 at COL (10)					
Career Complete Games							16, last: 6/5/19 at KC					

2025 Backstop Breakdown							
Errors				Pick-offs			
Catcher	F-T-C	PB	CCS-SB (Attempts)	1B-2B-3B	Inn./ER	ERA	Record
Baldwin	0-4-0	3	13-88 (101)	1-0-0	750.2/386	4.63	36-48
Murphy	0-2-0	2	24-57 (81)	0-0-0	633.0/290	4.12	36-36
Tromp	0-0-0	0	0-4 (4)	0-0-0	16.1/11	6.06	0-2
León	0-0-0	0	0-3 (3)	0-0-0	29.0/8	2.48	3-0
Totals	0-6-0	5	37-152 (189)	1-0-0	1429.0/695	4.38	75-86

2025 Starting Pitcher Stats						
Pitcher	Starts	Quality Starts	W-L	Team Record*	IP (Avg)	Run Support^
Bryce Elder	28	14	8-11	13-15	156.1 (5.0)	76 (2.5)
Grant Holmes	21	9	4-9	7-14	114.0 (5.2)	55 (2.5)
Spencer Strider	23	11	7-14	7-16	125.1 (5.0)	68 (3.0)
Spencer Schwellenbach	17	13	7-4	11-6	110.2 (6.1)	72 (4.0)
Chris Sale	20	11	6-5	11-9	120.0 (6.0)	49 (2.5)
AJ Smith-Shawver	9	2	3-2	5-4	44.1 (5.0)	22 (2.0)
Joey Wentz	13	3	3-6	5-8	60.2 (4.0)	41 (3.0)
Hurston Waldrep	9	4	5-1	7-2	60.2 (6.0)	15 (1.5)
Didier Fuentes	4	0	0-3	1-3	13.0 (3.1)	2 (0.5)
Erick Fedde	4	0	1-2	2-2	19.0 (5.0)	9 (2.0)
Carlos Carrasco	3	1	0-0	3-0	13.2 (6.0)	5 (2.5)
Aaron Bummer	2	0	0-0	1-1	4.1 (2.1)	5 (2.5)
Davis Daniel	2	0	0-1	0-2	9.0 (4.1)	3 (3.0)
Cal Quantrill	2	0	0-2	0-2	8.0 (4.2)	5 (2.5)
José Suarez	1	1	1-0	1-0	7.0 (7.0)	6 (6)
Austin Cox	1	1	0-0	1-0	0.1 (0.1)	0 (0)
Reynaldo López	1	0	0-0	0-1	5.0 (5.0)	3 (3.0)
Scott Blewett	1	0	0-0	0-1	3.0 (3.0)	0 (0)
Team Totals	161	69	45-60	75-86	867.2 (5.2)	426 (2.75)
*Braves record in his starts; ^Runs scored while he is in the game (avg.)						

Career Recap

- 🍷

Awards: NL Cy Young (2024), Rawlings Gold Glove (2024), NL Comeback Player of the Year (2024), AL All-Star (7x, 2012-18,), NL All-Star (2024), and World Series Champion (2018).
- 🍷

In his 15th major league season, Sale has been selected to seven consecutive AL All-Star teams from 2012-2018, was selected to the NL All-Star team in 2024 & 2025, and has eight career Top 10 finishes in Cy Young voting, winning the award with Atlanta in 2024.

Braves Bullpen Briefs														
Dylan Dodd • LHP • 6-2 • 210 • 27 yrs • #46														
Cutter (56.2%) -- Four-Seam (35.3%) -- Slider (8.4%) -- Changeup (0.2%)														
W-L	ERA	G	IP	H	R	ER	HR	BB	SO	FIP	WHIP	H/9	BB/9	K/9
1-0	3.60	28	35.0	28	14	14	5	5	30	3.80	0.943	7.2	1.3	7.7
Saves/Opp: 0/1		Holds: 2		1st Batter/Retired: 27/17				Inherited Runners/Scored: 20/8						
<ul style="list-style-type: none">• Splits - Lefties: .319 (15-for-47) -- Righties: .160 (13-for-81) -- Home: 0-0, 4.05 ERA -- Away: 0-0, 3.00 ERA• Was recalled yesterday for his second stint with the club...Owns a 2.50 ERA in these games dating to August 4.• Pitched 3.2 scoreless innings of relief, Sept. 13 vs. HOU...It was the longest relief appearance of his career, and the longest scoreless relief outing by a Brave since Spencer Strider went 4.0 scoreless out of the pen on May 6, 2022.• Is pitching primarily as a reliever for the first time this season...Has made 28 appearances with Atlanta and 24 with Triple-A Gwinnett out of the bullpen, after making 72 starts as a professional over the previous four years.														
Hayden Harris • LHP • 6-0 • 186 • 26 yrs • #79														
Four-Seam (84.0%) -- Sweeper (12.0%) -- Split Finger (4.0%)														
W-L	ERA	G	IP	H	R	ER	HR	BB	SO	FIP	WHIP	H/9	BB/9	K/9
0-0	3.38	3	2.2	3	1	1	0	2	0	5.39	1.875	10.1	6.8	0.0
Saves/Opp: 0/0		Holds: 0		1st Batter/Retired: 3/2				Inherited Runners/Scored: 0/0						
<ul style="list-style-type: none">• Splits - Lefties: 1.000 (1-for-1) -- Righties: .200 (1-for-5) -- Home: 0-0, 27.00 ERA -- Away: 0-0, 0.00 ERA• Owns a 1.28 ERA (6 ER/42.1 IP) over his last 44 games dating to June 9, and has lowered his ERA in this span by 3.49 points for the season (6.75 to 3.26)...His 1.5 fWAR since that date is best in the NL.• In 43 games between Double-A Columbus (18) and Triple-A Gwinnett (25), the left-hander compiled a perfect 6-0 record with a 0.52 ERA, allowing just 20 hits and three total earned runs over 52.0 innings...He struck out 79.• A native of Augusta, GA, the undrafted free agent went 15-8 with a 3.06 ERA over 130 career appearances in the minors, all in relief...He represented the Braves at the 2025 All-Star Futures Game at Truist Park in Atlanta.														
Raisel Iglesias • RHP • 6-2 • 190 • 35 yrs • #26														
Four-Seam (39.4%) -- Changeup (28.2%) -- Sinker (22.5%) -- Slider (9.9%)														
W-L	ERA	G	IP	H	R	ER	HR	BB	SO	FIP	WHIP	H/9	BB/9	K/9
4-6	3.26	69	66.1	51	25	24	8	16	72	3.38	1.010	6.9	2.2	9.8
Saves/Opp: 28/33		Holds: 2		1st Batter/Retired: 69/53				Inherited Runners/Scored: 10/5						
<ul style="list-style-type: none">• Splits - Lefties: .209 (27-for-129) - Righties: .209 (24-for-115) - Home: 3-4, 4.03 ERA - Away: 1-2, 2.22 ERA• He has converted 17 consecutive save opportunities, last blowing a chance on July 26 at Texas...It is tied for the longest consecutive saves streak in the majors.• Owns a 1.28 ERA (6 ER/42.1 IP) over his last 44 games dating to June 9, and has lowered his ERA in this span by 3.49 points for the season (6.75 to 3.26)...His 1.5 fWAR since that date is best in the NL.• Became the 40th pitcher in history, and fifth active, with 250 saves when he converted on Sept. 16 vs. WSH.• Was named NL Reliever of the Month for August, the third consecutive August in which he has won the award.• His 96 saves with the Braves rank fifth in franchise history.														
Pierce Johnson • RHP • 6-2 • 202 • 34 yrs • #38														
Curveball (72.1%) -- Four-Seam (22.4%) -- Cutter (5.5%)														
W-L	ERA	G	IP	H	R	ER	HR	BB	SO	FIP	WHIP	H/9	BB/9	K/9
3-3	3.05	65	59.0	52	21	20	8	19	59	3.92	1.203	7.9	2.9	9.0
Saves/Opp: 1/4		Holds: 16		1st Batter/Retired: 65/50				Inherited Runners/Scored: 28/10						
<ul style="list-style-type: none">• Splits - Lefties: .255 (24-for-94) - Righties: .231 (28-for-121) - Home: 2-0, 2.05 ERA -- Away: 1-3, 4.13 ERA• Allowed four hits and four runs Friday night, the most runs he has allowed in his Braves career...He has appeared in 147 career games with the club.• Dating to his Braves debut on July 26, 2023, his 2.91 ERA ranks ninth in the National League among right-handed relievers with at least 100 appearances.• Has thrown 698 curveballs curveballs this season, and throws the pitch 72.1% of the time...No other reliever in baseball has thrown even 400 curveballs this year.														
Tyler Kinley • RHP • 6-4 • 220 • 34 yrs • #45														
Slider (64.5%) -- Four-Seam (23.0%) -- Curveball (11.5%) -- Changeup (0.9%)														
W-L	ERA	G	IP	H	R	ER	HR	BB	SO	FIP	WHIP	H/9	BB/9	K/9
6-3	4.02	72	71.2	53	35	32	6	33	73	3.72	1.200	6.7	4.1	9.2
Saves/Opp: 3/6		Holds: 13		1st Batter/Retired: 72/59				Inherited Runners/Scored: 25/9						
<ul style="list-style-type: none">• Splits - Lefties: .205 (25-for-122) - Righties: .193 (28-for-145) - Home: 2-1, 5.13 ERA - Away: 4-2, 3.05 ERA• Atlanta acquired him via trade from Colorado on July 30, and through 23 appearances with the Braves he owns a 5-0 record with a 0.75 ERA (2 ER/24.0 IP)...He pitched to a 5.66 ERA in 49 games with Colorado.• Snapped his major league-best scoreless streak at 19.1 innings Wednesday afternoon, allowing a solo home run to Washington's James Wood...It was the longest of his career.• Owns 1.2 bWAR in just 23 games with the Braves...Compiled -0.4 bWAR over 134 games with the Rockies since the start of 2023.														
Dylan Lee • LHP • 6-3 • 214 • 31 yrs • #52														
Slider (55.5%) -- Four-Seam (31.2%) -- Changeup (13.2%)														
W-L	ERA	G	IP	H	R	ER	HR	BB	SO	FIP	WHIP	H/9	BB/9	K/9
2-4	3.29	74	68.1	53	27	25	13	14	76	4.01	0.980	7.0	1.8	10.0
Saves/Opp: 0/0		Holds: 18		1st Batter/Retired: 73/58				Inherited Runners/Scored: 32/7						
<ul style="list-style-type: none">• Splits - Lefties: .200 (22-for-110) - Righties: .223 (31-for-139) - Home: 1-1, 3.63 ERA - Away: 1-3, 2.94 ERA• Has allowed two runs over 10 September appearances, pitching to a 2.08 ERA for the month.• Owns a 5.28 ERA over 36 games dating to July 1...Pitched to a 1.67 ERA in 38 games through June 30.• Has thrown his slider 612 times, and has surrendered just 22 hits on it...Among pitchers that have thrown as many, those 22 hits are the fewest in Major League Baseball.• Owns the seventh-best ERA (2.74) of any left-handed pitcher with at least 100 appearances since the 2024 season.														
Joel Payamps • RHP • 6-2 • 217 • 31 yrs • #53														
Slider (47.0%) -- Four-Seam (37.0%) -- Sinker (14.7%) -- Changeup (0.9%) -- Cutter (0.4%)														
W-L	ERA	G	IP	H	R	ER	HR	BB	SO	FIP	WHIP	H/9	BB/9	K/9
0-1	6.84	30	26.1	31	20	20	4	9	24	4.55	1.519	10.6	3.1	8.2
Saves/Opp: 1/1		Holds: 4		1st Batter/Retired: 30/20				Inherited Runners/Scored: 13/4						
<ul style="list-style-type: none">• Splits - Lefties: .450 (18-for-40) - Righties: .206 (13-for-63) - Home: 0-0, 3.86 ERA - Away: 0-1, 10.22 ERA• Atlanta claimed him off waivers from Milwaukee on Monday afternoon, and he has pitched 2.2 innings with a run and two strikeouts for the club...Was 0-1 with a 7.23 ERA through 28 games w/ Milwaukee.• He went 10-12 with a 2.78 ERA over 137 games for Milwaukee in the previous two seasons, and his 2.7 bWAR over 2023-24 ranked ninth among all relievers in the NL.														
Hunter Stratton • RHP • 6-4 • 225 • 28 yrs • #65														
Four-Seam (46.6%) -- Slider (28.9%) -- Cutter (21.3%) -- Sinker (2.0%) -- Split Finger (1.2%)														
W-L	ERA	G	IP	H	R	ER	HR	BB	SO	FIP	WHIP	H/9	BB/9	K/9
1-1	5.21	15	19.0	23	12	11	3	7	16	5.09	1.579	10.9	3.3	7.6
Saves/Opp: 1/2		Holds: 3		1st Batter/Retired: 15/7				Inherited Runners/Scored: 9/5						
<ul style="list-style-type: none">• Splits - Lefties: .412 (14-for-34) -- Righties: .209 (9-for-43) -- Home: 1-0, 7.94 ERA -- Away: 0-1, 4.05 ERA• Was recalled by Atlanta on Sept. 12, his fifth stint with the club after being acquired from the Pirates on July 1...Owns a 2.20 ERA (4 ER/16.1 IP) over 12 total games with the Braves.• Before his Braves debut on July 25, all of his major league experience had come with the Pittsburgh Pirates, including three games this season...Has pitched to a 3-2 lifetime record and a 3.92 lifetime ERA (29 ER/66.2 IP).• In 11 games with Triple-A Gwinnett (10) and Double-A Columbus (1) this season, has pitched to a 1.46 ERA.														
José Suarez • LHP • 5-10 • 225 • 27 yrs • #54														
Four-Seam (41.7%) -- Changeup (28.5%) -- Slider (17.6%) -- Sinker (6.8%) -- Curveball (5.4%)														
W-L	ERA	G	IP	H	R	ER	HR	BB	SO	FIP	WHIP	H/9	BB/9	K/9
2-0	1.86	7	19.1	15	5	4	1	10	16	3.73	1.293	7.0	4.7	7.5
Saves/Opp: 1/1		Holds: 1		1st Batter/Retired: 6/5				Inherited Runners/Scored: 1/0						
<ul style="list-style-type: none">• Splits - Lefties: .156 (5-for-32) -- Righties: .270 (10-for-37) -- Home: 1-0, 1.08 ERA -- Away: 1-0, 2.45 ERA• Was recalled by Atlanta on September 16, and is 1-0 with a 1.64 ERA (2 ER/11.0 IP) in three games, one start, since returning to the Braves.														

Team Bullpen Totals										
W-L: 30-26			SV-OPP: 33-54			ERA: 4.23				
IP: 564.1			R: 285			ER: 265				
HITS/HR: 497/78			BB: 217			SO: 545				
1st Batter Faced/Retired/Pct.: 516/362 (70.2%)										
Inherited Runners/Scored/Pct.: 215/83 (38.6%)										
Home ERA: 4.53			Road ERA: 3.87							
Braves Bullpen By Month										
Month	W-L	ERA	SV-OP	IP	H	R	ER	BB	SO	HR
April	8-3	3.59	6-10	85.1	58	35	34	40	81	9
May	3-5	3.26	4-8	85.2	77	37	31	36	87	8
June	1-1	3.40	2-4	76.2	64	31	29	25	83	7
July	4-6	6.02	4-8	104.2	100	76	70	43	102	17
August	8-2	3.76	11-13	107.2	100	47	45	36	90	17
September	4-2	4.59	6-9	84.1	78	46	43	30	83	16
Bullpen Ranks										
	ERA	IP	*H	*BB/9	K/9	*HR/9	HLD	SV		
N.L. Rank:	9th	13th	4th	8th	6th	11th	14th	14th		
MLB Rank:	19th	25th	6th	15th	15th	23rd	27th	27th		
*1st = Best										
Most Recent Appearances										
DYLAN DODD										
DATE	OPP.	DEC.	IP	H	R	ER	BB	SO	HR	
9/13	vs. HOU	ND	3.2	0	0	0	2	4	0	0
9/17	at WSH	H, 2	0.1	2	0	0	0	0	0	0
9/20	at DET	W, 1-0	1.0	0	0	0	0	1	0	0
9/21	at DET	ND	0.1	2	2	2	1	0	0	0
9/26	vs. PIT	ND	1.1	0	0	0	0	0	0	0
Last 5	1-0, 2.70		6.2	4	2	2	3	5	0	0
HAYDEN HARRIS										
DATE	OPP.	DEC.	IP	H	R	ER	BB	SO	HR	
9/7	vs. SEA	ND	1.1	1	0	0	1	0	0	0
9/12	at NSH^	ND	1.0	0	0	0	1	2	0	0
9/14	at NSH^	ND	1.0	0	0	0	1	0	0	0
9/17	vs. IND^	ND	1.0	0	0	0	0	2	0	0
9/20	vs. IND^	ND	1.0	1	1	0	1	2	0	0
Last 1 w/ ATL	0-0, 0.00		1.1	1	0	0	1	0	0	0
RAISEL IGLESIAS										
DATE	OPP.	DEC.	IP	H	R	ER	BB	SO	HR	
9/16	at WSH[1]	S, 26	1.0	0	0	0	1	2	0	0
9/20	at DET	S, 27	1.0	0	0	0	0	0	0	0
9/21	at DET	ND	0.2	0	0	0	0	1	0	0
9/23	vs. WSH	S, 28	1.0	0	0	0	1	1	0	0
9/27	vs. PIT	ND	1.0	1	0	0	1	2	0	0
Last 5	0-0, 0.00		4.2	1	0	0	3	6	0	0
PIERCE JOHNSON										
DATE	OPP.	DEC.	IP	H	R	ER	BB	SO	HR	
9/17	at WSH	ND	0.2	1	0	0	0	0	0	0
9/20	at DET	ND	0.1	1	1	1	0	1	1	0
9/21	at DET	H, 16	0.1	1	0	0	1	1	0	0
9/24	vs. WSH	ND	1.0	2	0	0	0	0	0	0
9/26	vs. PIT	ND	1.0	4	4	4	0	2	1	0
Last 5	0-0, 13.50		3.1	9	5	5	1	4	1	0
TYLER KINLEY										
DATE	OPP.	DEC.	IP	H	R	ER	BB	SO	HR	
9/16	at WSH[2]	W, 6-3	2.0	2	0	0	0	1	0	0
9/19	at DET	ND	1.0	0	0	0	0	0	0	0
9/21	at DET	H, 13	1.0	2	0	0	0	1	0	0
9/24	vs. WSH	ND	1.0	1	1	1	0	2	1	0
9/27	vs. PIT	ND	1.0	0	0	0	0	0	0	0
Last 5	1-0, 1.50		6.0	5	1	1	0	4	1	0
DYLAN LEE										
DATE	OPP.	DEC.	IP	H	R	ER	BB	SO	HR	
9/15	at WSH	ND	1.0	0	0	0	0	0	0	0
9/17	at WSH	H, 17	1.1	0	0	0	0	2	0	0
9/20	at DET	ND	0.2	1	1	1	0	2	0	0
9/21	at DET	H, 18	0.2	0	0	0	0	1	0	0
9/23	vs. WSH	H, 19	1.0	1	1	1	0	2	1	0
Last 5	0-0, 3.86		4.2	2	2	2	0	7	1	0
JOEL PAYAMPS										
DATE	OPP.	DEC.	IP	H	R	ER	BB	SO	HR	
9/14	vs. STL!	ND	1.0	0	0	0	2	2	0	0
9/16	vs. LAA!	ND	1.0	0	0	0	0	0	0	0
9/19	at STL!	ND	1.1	0	0	0	0	1	0	0
9/23	vs. WSH	H, 4	1.0	0	0	0	0	2	0	0
9/26	vs. PIT	ND	1.2	2	1	1	0	0	1	0
Last 5	0-0, 1.50		6.0	2	1	1	2	5	1	0
HUNTER STRATTON										
DATE	OPP.	DEC.	IP	H	R	ER	BB	SO	HR	
9/17	at WSH	H, 2	0.2	0	0	0	0	1	0	0
9/19	at DET	ND	1.0	0	0	0	0	2	0	0
9/21	at DET	BS, 1	1.0	1	1	1	0	0	0	1
9/22	vs. WSH	H, 3	1.0	0	0	0	1	1	0	0
9/26	vs. PIT	ND	1.0	0	0	0	1	2	0	0
Last 5	0-0, 1.93		4.2	1	1	1	2	6	1	0
JOSE SUAREZ										
DATE	OPP.	DEC.	IP	H	R	ER	BB	SO	HR	
9/10	at NSH**^	ND	5.0	7	3	3	2	7	0	0
9/16	at WSH*	W, 2-0	7.0	6	2	2	2	9	0	0
9/21	at DET	ND	1.0	0	0	0	0	0	0	0
9/22	vs. WSH	S, 1	3.0	5	0	0	0	2	0	0
9/27	vs. PIT	ND	1.0	1	0	0	1	0	0	0
Last 4 w/ ATL	1-0, 1.50		12.0	12	2	2	3	11	0	0
^ with Guinnetti; * as starter										

Braves Bits	
Ronald Acuña Jr. • OF • 6-0 • 205 • 27 yrs • #13	
PIT Series: .500 (4–8, R, BB, SB) Last HR: 9/23/25 vs. WSH (B. Lord)	
Homestand: .389 (7–18, 2 HR, 3 RBI, 5 BB) Current Streak: 6 games (9–22, 2 HR, 4 RBI)	
Season Long Streak: 8 games (2x, last: 6/9–18, .577, 15–for–26, 4 HR, 7 RBI, 11 R, 9 BB) <div><ul style="list-style-type: none">On September 8, snapped a 25-at-bat hitless spell, the longest of his career and the longest active in MLB...Since then, has batted .364/.488/.606 (24-for-66) with 15 runs, five homers, nine RBI and 15 walks...Has the third- highest batting average in the N.L. in that time.Has drawn 15 walks in his last 12 games dating to September 14, the second-most in MLB.Has three leadoff homers this season and 37 in his career – most in franchise history.</div>	
Nick Allen • INF • 5-8 • 166 • 26 yrs • #2	
PIT Series: Defensive Replacement Last HR: 4/25/24 at NYY (N. Cortes)	
Homestand: .250 (1–4, RBI, BB) Current Streak: 0–1 (BB)	
Season Long Streak: 5 games (5/15–5/20, 6–for–16, 3 RBI, 2 R, 3 BB, SB) <div><ul style="list-style-type: none">Hasn't homered in 403 consecutive at-bats, dating to April 25, 2024...That's the second-longest active streak in MLB behind Chandler Simpson (TB, 414).Ranks seventh in MLB, regardless of position, in OAA (17)...Ranks fifth among shortstops in DRS (12) behind T. Walls (TB, 17), M. Betts (16), C. Seager (16), Z. Neto (13).</div>	
Nacho Alvarez Jr. • INF • 5-10 • 190 • 22 yrs • #67	
PIT Series: .000 (0–7) Last HR: 9/20/25 at DET (K. Finnegan)	
Homestand: .059 (1–17, RBI, BB) Current Streak: 0–16	
Season Long Streak: 7 games (8/17–23, 11–for–27, 6 R, 3 2B, 3 RBI, BB) <div><ul style="list-style-type: none">On September 20, homered twice, the first of which was his first MLB longball...The last Brave to have his first career home run come as part of a multi-homer effort was Derek Lilliquist on May 1, 1990 against the New York Mets (credit Elias).Has 31 hits in his last 37 games, including at least one knock in 22 of those 37 contests.</div>	
Drake Baldwin • C • 6-0 • 210 • 24 yrs • #30	
PIT Series: .429 (3–7, 2 2B, 3B, RBI, BB) Last HR: 9/24/25 vs. WSH (Fernández)	
Homestand: .350 (7–20) Current Streak: 10 games (15–38, 10 R, 10 XBH, 12 RBI, 4 BB)	
Season Long Streak: 10 games (9/16–pres., 15–for–38, 10 R, 5 2B, 3 HR, 12 RBI, 4 BB) <div><ul style="list-style-type: none">National League Rookie Ranks (min. 100 games): RBI (1st, 80), slugging percentage (1st, .474), OPS (1st, .818), batting average (1st, .277), home runs (2nd, 19), total bases (2nd, 190), OBP (3rd, .344).Is slashing .375/.423/.813 (18–for–48) in his last 12 games with a 1.236 OPS.From September 16–22, logged an extra-base hit and an RBI in six straight games, both of which were the longest active streaks in MLB..Became the first rookie catcher in MLB history (since 1920) to record at least one extra-base hit and one RBI in six consecutive games.Since 1947, Baldwin is just the seventh rookie catcher (min. 51% of games) to reach 35 extra-base hits and 78 RBI, and the first to do so since Geovany Soto in 2008...Of the first six such catchers to reach those stats, five were named Rookie of the Year.Since 1995, just two other Atlanta rookie catchers have hit multiple go-ahead homers in a single season: William Contreras (3, 2021) and Jarrod Saltalamacchia (2, 2007).Baldwin recorded 10 RBI in the Miami Series (August 7-9), the most by any Braves rookie in a single series in the Atlanta era (since 1966).Baldwin has hit the second-most homers by an Atlanta rookie catcher, only trailing Earl Williams (33, 1971).</div>	
Vidal Bruján • INF • 5-9 • 180 • 27 yrs • #17	
PIT Series: ---- Last HR: 8/10/24 vs. SD (M. Waldron)	
Homestand: ---- Current Streak: 1 game (2–3, R, BB)	
Season Long Streak: 4 games (8/18–23), 7–7, .571, 2 R, 2 RBI) <div><ul style="list-style-type: none">This season, the switch-hitter has batted .250 (18–for–72) against right-handed pitchers and .267 (4–for–15) against southpaws.</div>	
Michael Harris II • OF • 6-0 • 195 • 24 yrs • #23	
PIT Series: .429 (3–7, R, 2B, HR, RBI) Last HR: 9/26/25 vs. PIT (M. Burrows)	
Homestand: .474 (9–19, 3 HR, 6 RBI, 4 SB) Current Streak: 6 games (11–24, 3 HR, 7 RBI)	
Season Long Streak: 12 games (8/8–19, .471, 24–for–51, 6 HR, 4 2B, 17 RBI, 11 R) <div><ul style="list-style-type: none">On September 23, logged his sixth career multi-home run game, and his first in over a year...Last had one on September 19, 2024 at Cincinnati...Became one of nine Braves in franchise history with at least six multi-homer games before turning 25...He joined Eddie Mathews (19), Bob Horner (17), Andruw Jones (13), Ronald Acuña Jr. (9), Henry Aaron (8), Earl Williams (7), Ozzie Albies (7), Dale Murphy (6) and Jeff Francoeur (6).Since August 9, is tied for fifth in MLB with 35 RBI.Has 25 multi-hit efforts since July 22 vs. San Francisco, tied for most in MLB.Has drawn just 16 walks this season, the fewest among MLB qualifiers.Is one of seven qualified batters with a higher home run (3.1%) rate than walk rate (2.5%), and the only one in the N.L.....The last Brave to do so in a full season was J. Francoeur in 2006.From July 22–August 18, led the majors in hits (46), batting average (.426), slugging percentage (.778), triples (3), extra-base hits (19, tied), total bases (84) and OPS (1.214).From July 22–August 18, recorded 46 hits in a 26–game span, the most by any Brave in 26 games since Martín Prado in 2010 (47 hits)...Harris is the only player with a matching span this season, and the first since Bobby Witt Jr. (47 hits) last season.</div>	
Ha-Seong Kim • INF • 5-10 • 200 • 29 yrs • #9	
PIT Series: .000 (0–8) Last HR: 9/21/25 at DET (C. Mize)	
Homestand: .100 (2–20, 2 R, BB) Current Streak: 0–11	
Season Long Streak: 10 games, 9/13–22. (14–37, .378, 12 R, 2 HR, 8 RBI, 5 BB) <div><ul style="list-style-type: none">From September 14–22, scored a run in nine straight games, tied for the third-longest streak in MLB this season...George Springer (TOR, 14 games) and Lawrence Butler (ATH, 10 games) are the only players with longer streaks...He became the first Brave to fashion a streak as long since 2023 (3 players) and the first Braves primary shortstop to do so since Rafael Furcal in 2003 (10 games).Has hit three home runs in his last 22 games...The Braves totaled just four homers from the shortstop position in their previous 172 games, dating to 2024.Became the first Braves shortstop in more than a year to fashion a hitting streak of at least 10 games...The last to do so was Orlando Arcia (13 games) from July 20–August 2, 2024.From 2022–23, accumulated 10.4 bWAR, 10th-most in the N.L. and 18th-most in MLB.Is a .277 career batter at Truist Park (26-for-94), including three home runs and 14 RBI...Has a .765 OPS in the venue.</div>	
Sandy León • C • 5-10 • 235 • 36 yrs • #8	
PIT Series: ---- Last HR: 9/14/25 vs. HOU (C. Kimbrel)	
Homestand: ---- Current Streak: 0–7	
Season Long Streak: 1 game (9/14, 1–4, 3 RBI) <div><ul style="list-style-type: none">On September 14, homered in just his fifth major league at-bat this season, and for the first time since September 22, 2021 while with the Miami Marlins...Homered off Craig Kimbrel, his former teammate and fellow champion of the 2018 World Series.Tied for second on Gwinnett's roster with 10 home runs at the time of his call-up.The switch hitter owns a career average of .201 against right-handed pitchers and a .220 mark against left-handed pitchers.32) with two extra-base hits.</div>	

Matt Olson • INF • 6-5 • 235 • 31 yrs • #28	
PIT Series: .125 (1–8, HR) Last HR: 9/26/25 vs. PIT (M. Keller)	
Homestand: .043 (1–23, HR) Current Streak: 0–7	
Season Long Streak: 11 games (6/8–6/20, 15–for–41, 2 HR, 5 2B, 15 RBI, 7 R, 7 BB) <div><ul style="list-style-type: none">MLB Ranks: Doubles (T3rd, 40), Hard-Hit Outs (2nd, 66), walks (9th, 90).On Monday was named National League Player of the Week, marking the fourth such honor of his career...Also received it on October 5, 2022, August 13, 2023, and September 10, 2023.Has seen the most pitches in MLB this season (3,148), and ranks fourth in pitches per plate appearance (4.37).Leads the N.L. in doubles (tied), and only trails Bobby Witt Jr. (KC, 46) and Bo Bichette (TOR, 44) in MLB.Leads all first basemen in Defensive Runs Saved (18)...The next closest player is Carlos Santanta with 11.On September 19 snapped his streak of at least extra-base hit in seven consecutive games, which was the longest active streak in MLB...It's tied for the longest streak of his career, drawing even with another seven-game streak that lasted August 24–30, 2024.On September 19 snapped his streak of having an RBI in seven straight games, which was the longest active streak in MLB and tied for the second longest streak of his career...Had an RBI in 11 straight contests from July 28–August 8, 2023.From September 13 through Game 1 of the doubleheader on September 16, homered in four consecutive games...Has now gone deep in four straight games on three total occasions in his career, most recently from September 3–7, 2024 before this instance.Has started nine double plays at first base this season, most in the N.L. and second most in MLB...Since joining Atlanta in 2022, his 40 double plays started from first are most in the majors and 11 more than any other first baseman.On August 10 vanquished his 19-game homerless spell, his longest this season and longest since his career-worst 26-game drought that occurred from April 8–May 8, 2024.Dating to May 2, 2021, he's played in 781 consecutive regular season games; the longest active streak in baseball...It's the second-longest streak since 2000, following Miguel Tejada (1,152, 2000–07)...Since joining Atlanta prior to the 2022 season, he's played in each of the club's 646 regular season games.</div>	
Marcell Ozuna • DH • 6-1 • 225 • 34 yrs • #20	
PIT Series: .286 (2–7, RBI) Last HR: 9/24/25 vs. WSH (J. Rutledge)	
Homestand: .375 (6–16, 3 RBI, 3 BB) Current Streak: 3 games (3–9, R, HR, 2RBI, 2 BB)	
Season Long Streak: 5 games (2x, last: 5/24–5/30, 6–for–18, 2 R, 5 BB) <div><ul style="list-style-type: none">MLB Ranks: Walks (T7th, 94).Ranks second in MLB in pitches per plate appearance (4.46).Is batting .419 on the first pitch this season.Owns a career-best 16.0% walk rate this season, third-highest among all qualifiers behind Aaron Judge (NYY, 18.4%) and Juan Soto (NYM, 17.7%).From August 7–13, belted five home runs and logged 11 RBI in a six-game span – the third time in his career he's played to those parameters.</div>	
Jurickson Profar • OF • 5-11 • 184 • 32 yrs • #7	
PIT Series: .000 (0–7, 2 BB) Last HR: 9/16/25 at WSH (J. Irvin)	
Homestand: .125 (2–16, R, RBI, 7 BB) Current Streak: 0–12 (5 BB)	
Season Long Streak: 8 games, Sept. 9–16 (9–30, 6 R, 2B, HR, 3 RBI, 5 BB) <div><ul style="list-style-type: none">Since his reinstatement on July 2, he's started 75 games in left field...He's hitting .251 (75–for–299) with 14 home runs, 16 doubles, 43 RBI, 54 runs and 47 walks.He is just the ninth player in Atlanta franchise history (since 1966) with at least 25 runs and 25 RBI in a single calendar month (August), and the first since Gary Sheffield scored 26 times and drove in 27 in August of 2003.From July 18–August 27, drew 33 walks, most in MLB in that time.Logged 13 RBI across a five-game span from August 17–22...Those are easily the most in any five-game span of his career, surpassing a nine-RBI instance in 2019 with the Athletics...Since RBI became official in 1920, Profar is one of just five MLB players to record 13 RBI in a five-game span exclusively out of the leadoff position...He joins Jack Tobin (SLB, 1923), Max Kepler (MIN, 2019), Kyle Schwarber (WSH, 2021) and Shohei Ohtani (LAD, 2024)...Research confirmed by Elias...Since 2008, he joins three other Braves in driving in 13 runs in a five-game span: Freddie Freeman (16 RBI, 2020), Ozzie Albies (13 RBI, 2021) and Austin Riley (16 RBI, 2023).</div>	
Eli White • OF • 6-2 • 195 • 31 yrs • #36	
PIT Series: .000 (0–2) Last HR: 9/24/25 vs. WSH (J. Ferrer)	
Homestand: .500 (2–4, HR) Current Streak: 0–2	
Season Long Streak: 8 games (2x, last: 5/3–5/10, 9–for–29, 2B, 2 3B, 2 RBI, 3 R, 2 BB, SB) <div><ul style="list-style-type: none">Since August 2, his 9.83 AB/HR ratio ranks third in Major League Baseball (min. 50 AB).Has hit 10 of his 20 career home runs this season.Among players with as many-or-fewer at-bats this season (256), his 10 home runs are tied for fourth in the National League.Six of his last 11 hits have been home runs, and seven of those 11 have gone for extra bases, dating to August 2 at Cincinnati.</div>	
Luke Williams • INF • 6-1 • 186 • 28 yrs • #37	
PIT: ---- Last HR: 7/3/22 at WSH (E. Fedde)	
Homestand: ---- Current Streak: 0–1	
Season Long Streak: 2 games (5/29–5/30, 2–for–6, 2B, 2 RBI) <div><ul style="list-style-type: none">Owns a 94.8 mph average exit velocity since July 29, best on Atlanta's club (min. 10 PA)...Ronald Acuña Jr. ranks second in that time (93.1 mph).Among the 32 pitchers that have logged at least 5.0 innings pitched for Atlanta this season, Williams' 3.00 ERA (2 ER/6.0 IP) ranks sixth.Is one of two N.L. players this season with at least three hits and three pitching strikeouts (also: S. Ohtani, LAD).Has a 16.0% strikeout rate in his six pitching appearances.</div>	
Brett Wisely • INF • 5-9 • 185 • 26 yrs • #60	
PIT: .000 (0–5, BB) Last HR: 7/4/25 at ATH (J. Perkins)	
Homestand: .000 (0–6, 3 BB) Current Streak: 0–9	
Season Long Streak: 2 games (7/4–5, 3–for–5, 2B, HR, 3 RBI) <div><ul style="list-style-type: none">In 168 games of major league experience, has slashed .214/.265/.319 (91-for-426).Was originally drafted by Tampa Bay in the 15th round of the 2019 MLB First-Year Player Draft...Attended Gulf Coast State College in Panama City, Fla.</div>	

Braves Blasts			
HOME RUN BREAKDOWN			
Braves Solo.....	112	Opponent Solo.....	111
Braves 2-Run.....	51	Opponent 2-Run.....	59
Braves 3-Run.....	23	Opponent 3-Run.....	23
Braves Grand Slams.....	3	Opponent Grand Slams.....	3
Braves Total.....	189	Opponent Total.....	196

2025 BRAVES BACK-TO-BACK HOMERS (8)				
Date	Opp.	Inning	Hitters	Opposing Pitchers(s)
4/4	vs. MIA	7th	Ozuna-Olson	George Soriano
4/12	at TB	8th	Albies-Murphy	Hunter Bigge
5/16	at BOS	2nd	Olson-Murphy	Garrett Crochet
5/17	at BOS	1st	Olson-Ozuna	Lucas Giolito
5/22	at WSH	1st	Olson-Ozuna	Trevor Williams
6/5	vs. AZ	6th	Acuña Jr.-Baldwin	Tommy Henry
8/7	vs. MIA	1st	Baldwin-Ozuna	Eury Pérez
9/15	at WSH	4th	Profar-Olson	Jake Irvin

MULTI-HOMER GAMES			
Player	Career	2025	Last
Olson	25	0	9/19/24 at CIN
Ozuna	23	1	8/9/25 vs. MIA (G2)
Three-Homer Game (1)			
		0	9/1/20 at BOS
Albies	10	1	8/27/25 at MIA
Riley	8	2	5/4/25 vs. LAD
Murphy	6	2	7/11/25 at STL
Profar	6	2	8/27/25 at MIA
Harris II	6	1	9/23/25 vs. WSH
Kelenic	2	0	9/29/22 vs. TEX
White	2	1	8/2/25 at CIN
Allen	1	0	8/6/23 vs. SF
Baldwin	1	1	8/7/25 vs. MIA
Alvarez Jr.	1	1	8/20/25 at DET

LEADOFF HOMERS			
Player	Career	2025	Last
Albies	10	0	4/23/22 vs. MIA (E. Hernández)
Profar	9	2	8/27/25 at MIA (R. Gusto)
Harris II	2	0	9/17/24 at CIN (B. Williamson)
Kelenic	2	0	6/29/24 vs. PIT (P. Skenes)

GAME-ENDING HOMERS			
Player	Career	2025	Last
Albies	3	0	6/8/23 vs. NYM (T. Hunter)
Olson	3	0	7/24/20 vs. LAA (H. Milner)
Ozuna	2	1	4/10/25 vs. PHI (J. Ross)
Murphy	1	0	4/10/23 vs. CIN (D. Law)
Williams	1	0	6/9/21 vs. ATL (W. Smith)

GRAND SLAMS			
Player	Career	2025	Last
Olson	9	1	7/2/25 vs. LAA (R. Zeferjahn)
Ozuna	7	0	5/23/23 at MIA (B. Garrett)
Albies	5	0	6/11/22 vs. PIT (C. Stratton)
Profar	4	0	6/25/24 vs. WSH (D. Law)
Murphy	2	1	6/28/25 vs. PHI (J. Romano)
Riley	2	0	7/27/21 at NYM (J. Eickhoff)
Harris II	2	1	8/13/25 at NYM (R. Garrett)

PINCH-HIT HOMERS			
Player	Career	2025	Last
White	2	2	9/24/25 vs. WSH (J. Ferrer)
Kelenic	1	0	5/6/22 vs. TB (R. Thompson)
Ozuna	1	0	6/29/14 vs. OAK (T. Milone)
Profar	1	0	9/26/13 vs. LAA (M. Kohn)

INSIDE-THE-PARK HOMERS			
Player	Career	2025	Last
Olson	1	1	5/5/25 vs. CIN (B. Singer)

EJECTIONS			
Player/Manager	Career	2025	Last
Snitker	23	2	9/27/25 vs. PIT (Mark Wegner)
Olson	1	1	9/27/25 (Brock Ballou)
Profar	3	0	4/20/24 vs. TOR (Ramon De Jesus)
Kelenic	2	0	5/3/23 at OAK (Nestor Ceja)
Ozuna	1	0	8/5/23 at CHC (Ryan Blakney)

Major League Debuts				
Date	Player	Age (Y-D)	Opp.	Batting/Pitching Line
3/27	Drake Baldwin	23-364	at SD	0-for-3, walk
4/22	Nathan Wiles	26-294	vs. STL	ReL., 1.0 IP, 4 H, 3 ER, 1 K, 2 BB, 24 pitches, ND
6/20	Didier Fuentes	20-003	at MIA	GS, 5.0 IP, 6 H, 4 ER, 3 K, 1 BB, 87 pitches, L
9/2	Rolddy Muñoz	25-141	at CHC	ReL., 2.0 IP, 0 H, 0 ER, 1 K, 2 BB, 26 pitches, ND
9/2	Hayden Harris	26-185	at CHC	ReL., 1.0 IP, 0 H, 0 ER, 0 K, 0 BB, 12 pitches, ND

Record by Uniform		
Home White.....	30-23	Road Gray.....
Red Alternate.....	16-14	Navy Alternate.....
City Connect.....	7-7	

Score by Inning										
	1	2	3	4	5	6	7	8	9	Extras
Opponent	72	80	112	93	65	72	79	66	68	12
Braves	77	55	75	98	68	98	68	100	66	15
Totals	732									

Braves Injured/Inactive List					
Player	Pos.	Injury	7/10/15/60-day IL	Date on IL/List	Date off IL/List
Joe Jiménez	RHP	Left knee articular cartilage injury	60-day	March 25 (Retro. March 24)	—
Reynaldo López	RHP	Right shoulder inflammation	60-day	March 31 (Retro. March 29)	—
AJ Smith-Shawver	RHP	Strained right elbow	60-day	May 29	—
Spencer Schwellenbach	RHP	Fractured right elbow	60-day	July 2 (Retro. June 29)	—
Grant Holmes	RHP	Right elbow inflammation	60-day	July 27	—
Austin Riley	INF	Strained lower abdominal muscle	60-day	August 4	—
Aaron Bummer	LHP	Left shoulder inflammation	60-day	August 24	—
Sean Murphy	C	Right hip labral tear	60-day	September 8	—
Daysbel Hernández	RHP	Right shoulder inflammation	60-day	September 12 (Retro. September 9)	—
Jake Fraley	OF	Strained right oblique muscle	60-day	September 14 (Retro. September 11)	—
Ozzie Albies	INF	Fractured left hamate	60-day	September 23	—
Sean Murphy	C	Fractured left ribcage	60-day	March 25 (Retro. March 24)	April 6
Aaron Bummer	LHP	Bereavement list	—	April 11	April 14
Spencer Strider	RHP	Right elbow UCL injury	15-day	March 25 (Retro. March 24)	April 16
Spencer Strider	RHP	Strained right hamstring	15-day	April 21 (Retro. April 18)	May 19
Ronald Acuña Jr.	OF	Left knee ACL reconstruction	10-day	March 25 (Retro. March 24)	May 23
Nacho Alvarez Jr.	INF	Left wrist inflammation	60-day	March 25 (Retro. March 24)	June 15
Stuart Fairchild	OF	Dislocated pinky finger	10-day	May 30	June 16
Jurickson Profar	OF	Restricted List	80 games	March 31	July 2
Daysbel Hernández	RHP	Right forearm inflammation	15-day	June 6 (Retro. June 5)	July 2
Austin Riley	INF	Strained right abdomen	10-day	July 12	July 25
Ronald Acuña Jr.	OF	Grade 1 right calf strain	10-day	July 30	August 15
Chris Sale	LHP	Fractured left ribcage	60-day	June 21 (Retro. June 19)	August 30
Luke Williams	INF	Strained left oblique muscle	10-day	August 21 (Retro. August 19)	September 1
Jurickson Profar	OF	Paternity List	—	September 2	September 4
Games Missed on IL	161				
	155				
	106				
	76				
	56				
	49				
	31				
	18				
	16				
	14				
	4				
	9				
	3				
	17				
	26				
	49				
	70				
	15				
	80				
	23				
	8				
	15				
	62				
	10				
	2				

Recent Transactions	
September 27:	Recalled LHP Hayden Harris to Atlanta and optioned RHP Hurston Waldrep.
September 26:	Claimed and optioned RHP Alek Manoah off waivers from the Toronto Blue Jays...To make room on the 40-man roster, Atlanta transferred INF Ozzie Albies to the 60-day injured list.
September 24:	Outrighted RHP Connor Seabold to Triple-A Gwinnett.
September 23:	Reported RHP Joel Payamps to Atlanta...Recalled INF Brett Wisely to Atlanta, and placed INF Ozzie Albies on the 10-day injured list with a fractured left hamate.
September 22:	Claimed RHP Joel Payamps off waivers from the Milwaukee Brewers and designated RHP Connor Seabold for assignment... Signed RHP Charlie Morton to a major league contract, optioned RHP Jhancarlos Lara and designated RHP Carson Ragsdale for assignment...Optioned RHP Nathan Wiles to Triple-A Gwinnett following the game.
September 21:	Claimed C Chuckie Robinson off waivers from the Los Angeles Dodgers and optioned him to Triple-A Gwinnett...To make room on the 40-man roster, Atlanta transferred RHP Daysbel Hernández to the 60-day injured list...outrighted INF Jonathan Ornelas to the Strippers.
September 19:	Selected RHP Jhancarlos Lara to the major league roster and optioned RHP Dane Dunning to Triple- A Gwinnett...To make room on the 40-man roster, designated INF Jonathan Ornelas for assignment.
September 16:	Selected LHP José Suarez to the major league roster and recalled RHP Nathan Wiles to Atlanta...Transferred C Sean Murphy to the 60-day injured list.
September 15:	Optioned RHP's Connor Seabold and Alexis Díaz to Triple-A Gwinnett following the.
September 14:	Selected INF Luke Williams to the major league roster and placed OF Jake Fraley on the 10-day injured list, backdated to September 11, with a strained right oblique muscle.
September 12:	Recalled RHP Hunter Stratton to Atlanta and placed RHP Daysbel Hernández on the 15-day injured list, backdated to September 9, with right shoulder inflammation.

Game-Ending RBI					
Player	Number	Last	Player	Number	Last
Albies	7	7/20/24 (SF)	Olson	5	8/4/21 (2B)
Allen	-	-	Ornelas	-	-
Baldwin	1	5/8/25 (1B)	Ozuna	7	5/6/25 (1B)
Harris II	2	4/24/24 (2B)	Profar	3	6/24/24 (1B)
Kelenic	1	8/13/21 (BB)	Riley	4	6/17/25 (SF)
León	1	4/5/17 (HR)	White	-	-
Murphy	2	9/8/24 (FC)	Williams	1	6/9/21 (HR)
Braves walk-off wins in 2025: 5 (June 17 vs. New York (NL) – Riley, SF)					

Starts by Batting Order	
1: Profar – 71, Acuña Jr. – 43, Verdugo – 26, Harris II – 13, Albies – 5, White – 3 2: Olson – 86, Riley – 52, Baldwin – 10, Albies – 6, Verdugo – 5, Ozuna – 1, White – 1 3: Ozuna – 51, Acuña Jr. – 45, Riley – 26, Olson – 23, Baldwin – 9, Albies – 7 4: Olson – 52, Ozuna – 34, Baldwin – 33, Murphy – 14, Riley – 11, Albies – 8, Harris II – 6, Profar – 2, Kim – 1 5: Albies – 52, Ozuna – 26, Murphy – 17, Harris II – 17, Baldwin – 15, Riley – 13, Kim – 10, Profar – 5, De La Cruz – 2, Verdugo – 1, White – 1	6: Albies – 54, Harris II – 35, Murphy – 24, Baldwin – 17, Kim – 7, Ozuna – 7, De La Cruz – 5, Verdugo – 5, White – 3, Acuña Jr. – 2 Allen – 1, Profar – 1 7: Harris II – 32, Albies – 25, White – 24, Murphy – 18, Alvarez Jr. – 13, Verdugo – 10, Ozuna – 10, Baldwin – 8, De La Cruz – 5, Fairchild – 5, Kelenic – 3, Bruján – 2, Arcia – 1, Kim – 1, Acuña Jr. – 1, León – 1 8: Harris II – 49, White – 27, Alvarez Jr. – 25, Allen – 13, Kelenic – 9, Fairchild – 6, Murphy – 6, Ozuna – 6, Baldwin – 4, Fraley – 3, León – 2, Albies –2, Arcia – 2, Verdugo – 2, Tromp – 1, Ornelas – 1, Williams – 1, Wisely– 1 9: Allen – 111, Alvarez Jr. – 17, Kelenic – 8, Arcia – 6, Bruján – 5, Harris II – 4, White – 3, Williams – 3, Wisely – 2, Rosario –1, Tromp – 1,

Starts by Position	
P: Elder – 28, Strider – 23, Holmes – 21, Sale – 20, Schwellenbach – 17, Wentz – 12, Smith-Shawver – 9, Waldrep – 9, Fuentes – 4, Fedde – 4, Carrasco – 3, Quantrill – 2, Bummer – 2, Daniel – 2, Cox -1 López – 1, Blewett – 1, Suárez – 1 C: Baldwin – 84, Murphy – 72, Tromp – 2, León – 2 1B: Olson – 161 2B: Albies – 157, Wisely – 3, Allen – 1 3B: Riley – 102, Alvarez Jr. – 55, Bruján – 2, Ornelas – 1, Williams – 1	SS: Allen, – 125, Kim – 21, Arcia – 9, Williams – 3, Bruján – 3 LF: Profar – 78, Verdugo – 49, White – 20, De La Cruz – 11, Fairchild – 2, Fraley – 1 CF: Harris II – 156, White – 4, Fairchild – 1 RF: Acuña Jr. – 88, White – 38, Kelenic – 20, Fairchild – 8, Bruján – 3, Fraley – 3, Rosario – 1 DH: Ozuna – 135, Baldwin – 12, Murphy – 7, Acuña Jr. – 4, De La Cruz – 1, Profar – 1

Challenge Log				
Date (Inning)	Player (Team)	Play Type (Base)	Ruling	Success
3/27 at SD (T1)	Albies (ATL)	Force play (1B)	Out/Overturned	1/1 (100.0%)
4/5 vs. MIA (T5)	Edwards (MIA)	Tag play (1B)	Safe/Overturned	2/2 (100.0%)
4/10 at TB (T4)	Morel (TB)	Tag play (HP)	Safe/Overturned	3/3 (100.0%)
4/11 at TB (T8)	Olson (ATL)	Force play (1B)	Out/Confirmed	3/4 (75.0%)
4/13 at TB (T6)	White (ATL)	Force play (2B)	Out/Stand	3/5 (60.0%)
4/16 at TOR (B3)	Guerrero Jr. (TOR)	Tag play (2B)	Safe/Overturned	4/6 (66.7%)
4/21 vs. STL (B8)	Riley (ATL)	Force play (1B)	Out/Overturned	5/7 (71.4%)
4/22 vs. STL (T8)	Contreras (STL)	Tag play (HP)	Safe/Confirmed	5/8 (62.5%)
4/26 at AZ (B10)	Grichuk (AZ)	Force play (1B)	Safe/Overturned	6/9 (66.7%)
4/27 at AZ (T1)	Verdugo (ATL)	Tag play (HP)	Safe/Stand	6/10 (60.0%)
5/7 vs. CIN (B3)	White (ATL)	Force play (1B)	Out/Overturned	7/11 (63.6%)
5/8 vs. CIN (T7)	Dunn (CIN)	Tag play (1B)	Safe/Stand	7/12 (58.3%)
5/14 vs. WSH(T-4)	Bell (WSH)	Tag play (2B)	Out/Overturned	8/13 (61.5%)
5/22 at WSH (T9)	Riley (ATL)	Tag play (HP)	Out/Confirmed	8/14 (57.1%)
5/29 at PHI (B8)	Marchán (PHI)	Hit by pitch	HBP/Stand	8/15 (53.3%)
6/3 vs. AZ (T7)	Marte (AZ)	Tag play (1B)	Safe/Overturned	9/16 (56.3%)
6/10 at MIL (B7)	Durbin (MIL)	Hit by pitch	HBP/Stand	9/17 (52.9%)
6/13 vs. COL (T4)	Goodman (COL)	Force play (3B)	Safe/Overturned	10/18 (55.6%)
6/20 at MIA (B6)	Wagaman (MIA)	Stadium boundary call	In play/Overturned	11/19 (57.8%)
7/4 vs. BAL (B5)	Acuña Jr. (ATL)	Force play (1B)	Out/Stand	11/20 (55.0%)
7/11 at STL (T3)	Baldwin (ATL)	Tag play (HP)	Out/Confirmed	11/21 (52.4%)
7/22 vs. SF (T6)	Bailey (SF)	Tag play (2B)	Safe/Overturned	12/22 (54.5%)
7/29 at KC (B3)	Garcia (KC)	Fair/foul	Fair ball/Overturned	13/23 (56.5%)
7/29 at KC (B6)	Frazier (KC)	Tag play (3B)	Safe/Stand	13/24 (54.2%)
8/13 at NYM (B1)	Nimmo (NYM)	Tag-up play (3B)	Safe/Stand	13/25 (52.0%)
8/23 vs. NYM (B4)	Acuña Jr. (ATL)	Force play (2B)	Safe/Overturned	14/26 (53.8%)
9/19 at DET (T1)	Olson (ATL)	Hit by pitch	HBP/Overturned	15/27 (55.6%)
9/22 vs. WSH (T8)	Crews (WSH)	Force play (1B)	Safe/Overturned	16/28 (57.1%)
9/24 vs. WSH (B9)	Acuña Jr. (ATL)	Force play (1B)	Out/Overturned	17/29 (58.6%)

Braves Injured/Inactive List

2025 Schedule and Results																					
Date	Opp.	H/R	Time/ D/N	Result	Winner-Loser-Save	Att.	W-L	Pos.	GA GB	H-R Date	Time/ Opp.	D-N	Result	Winner-Loser-Save	Att.	W-L	Pos.	GA GB			
3/27	at SD	R-D	L, 7-4		Peralta-Neris-Suárez	45,568	0-1	T-3rd	-1.0	7/8	at ATH	R-N	L, 10-1	Springs-Fuentes-None	8,620	39-51	4th	-13.0			
3/28	at SD	R-N	L, 4-3		Adam-Lee-Suárez	41,058	0-2	5th	-1.5	7/9	at ATH	R-N	W, 9-2	Elder-Spence-None	9,273	40-51	4th	-13.0			
3/29	at SD	R-N	L, 1-0		Peralta-Bummer-Morejon	40,587	0-3	5th	-2.5	7/10	at ATH	R-N	L, 5-4 (11)	Sterner-Bummer-None	10,258	40-52	4th	-13.5			
3/30	at SD	R-N	L, 5-0		Pivetta-Smith-Shawver-None	41,269	0-4	5th	-3.0	7/11	at STL	R-N	W, 6-5	De Los Santos-Liberatore-Iglesias	29,625	41-52	4th	-12.5			
3/31	at LAD	R-N	L, 6-1		Glasnow-Holmes-None	50,816	0-5	5th	-3.5	7/12	at STL	R-D	W, 7-6	Hernández-Helsley-Iglesias	31,807	42-52	4th	-12.0			
4/1	at LAD	R-N	L, 3-1		Banda-Sale-Scott	50,182	0-6	5th	-4.0	7/13	at STL	R-D	L, 5-4*	Graceffo-Chavez-Helsley	26,959	42-53	4th	-12.5			
4/2	at LAD	R-N	L, 6-5		Dreyer-Iglesias-None	50,281	0-7	5th	-5.0	7/14	T-Mobile Home Run Derby										
4/3	OPEN DATE									7/15	95th MLB All-Star Game in Atlanta, Ga.										
4/4	vs. MIA	H-N	W, 10-0		Schwellenbach-Meyer-None	41,583	1-7	5th	-5.5	7/16	OPEN DATE								4th	-12.5	
4/5	vs. MIA	H-N	L, 4-0		Quantrill-Smith-Shawver-None	39,732	1-8	5th	-5.5	7/17	OPEN DATE										
4/6	vs. MIA	H-D	PPD**		Rescheduled for August 9		1-8	5th	-6.0	7/18	vs. NYY	H-N	W, 7-3	Strider-Hamilton-None	41,844	43-53	4th	-11.5			
4/7	OPEN DATE									7/19	vs. NYY	H-N	L, 12-9	Weaver-Iglesias-None	42,530	43-54	4th	-12.5			
4/8	vs. PHI	H-N	W, 7-5		Hernández-Kerkering-Iglesias	33,508	2-8	5th	-5.5	7/20	vs. NYY	H-D	L, 4-2	Stroman-Holmes-Williams	40,125	43-55	4th	-12.5			
4/9	vs. PHI	H-N	L, 4-3		Alvarado-Iglesias-None	35,323	2-9	5th	-6.0	7/21	vs. SF	H-N	W, 9-5	Elder-Birdsong-None	34,857	44-55	4th	-12.5			
4/10	vs. PHI	H-N	W, 4-2 (11)*		Suarez-Ross-None	36,630	3-9	5th	-5.0	7/22	vs. SF	H-N	L, 9-0	Roupp-Daniel-None	36,433	44-56	4th	-13.5			
4/11	at TB	R-N	L, 6-3		Bradley-Elder-Fairbanks	10,046	3-10	5th	-6.0	7/23	vs. SF	H-D	L, 9-3	Verlander-Strider-None	33,352	44-57	4th	-14.0			
4/12	at TB	R-D	W, 5-4		Lee-Sulser-Iglesias	10,046	4-10	5th	-5.0	7/24	OPEN DATE								4th	-14.0	
4/13	at TB	R-D	L, 8-3		Boyle-Sale-None	10,046	4-11	5th	-6.0	7/25	at TEX	R-N	L, 8-3	Eovaldi-Wentz-None	34,643	44-58	4th	-15.0			
4/14	at TOR	R-N	W, 8-4		Holmes-Lucas-None	21,595	5-11	5th	-6.0	7/26	at TEX	R-N	L, 6-5 (10)	Armstrong-De Los Santos-None	38,318	44-59	4th	-16.0			
4/15	at TOR	R-N	L, 6-3		Gausman-Schwellenbach-None	26,979	5-12	5th	-6.0	7/27	at TEX	R-D	L, 8-1	Leiter-Elder-None	35,914	44-60	4th	-17.0			
4/16	at TOR	R-D	L, 3-1		Bassitt-Strider-Hoffman	25,328	5-13	5th	-6.0	7/28	at KC	R-N	W, 10-7	Strider-Hill-Iglesias	23,850	45-60	4th	-16.0			
4/17	OPEN DATE									7/29	at KC	R-N	L, 9-6	Lugo-Fedde-Estévez	22,562	45-61	4th	-16.0			
4/18	vs. MIN	H-N	W, 6-4		De Los Santos-Jax-Iglesias	39,142	6-13	5th	-6.5	7/30	at KC	R-D	L, 1-0 (10)	Long-Hernández-None	17,726	45-62	4th	-16.0			
4/19	vs. MIN	H-N	W, 4-3		Johnson-Woods Richardson-Iglesias	39,278	7-13	5th	-6.5	7/31	at CIN	R-N	W, 12-11 (10)	Johnson-Pagán-Iglesias	27,169	46-62	4th	-15.5			
4/20	vs. MIN	H-D	W, 6-2		Holmes-Ryan-None	31,889	8-13	5th	-6.5	JULY TOTALS										438,450 (36,538 average in 12 dates)	8-17
4/21	vs. STL	H-N	W, 7-6		Hernández-Maton-None	30,180	9-13	T-4th	-6.5	8/1	at CIN	R-D	L, 3-2	Singer-Elder-Pagán	29,269	46-63	4th	-16.0			
4/22	vs. STL	H-N	L, 10-4		Matz-De Los Santos-None	35,876	9-14	5th	-7.5	8/2	at CIN	R-N	SSPD, completed 8/3								
4/23	vs. STL	H-D	W, 4-1		Hernández-Romero-None	34,009	10-14	5th	-7.5	8/3			W, 4-2	Waldrep-Suter-Iglesias	91,032	47-63	4th	-15.5			
4/24	OPEN DATE									8/4	vs. MIL	H-N	L, 3-1	Priester-Fedde-Megill	30,790	47-64	4th	-16.5			
4/25	at AZ	R-N	W, 8-2		Sale-Gallen-None	31,023	11-14	5th	-6.5	8/5	vs. MIL	H-N	L, 7-2	Peralta-Wentz-None	30,642	47-65	4th	-17.5			
4/26	at AZ	R-N	W, 8-7 (10)		Iglesias-Martinez-Lee	43,043	12-14	T-3rd	-6.5	8/6	vs. MIL	H-N	L, 5-4	Quintana-Strider-Megill	30,964	47-66	4th	-17.5			
4/27	at AZ	R-D	L, 6-4		Pfaadt-Schwellenbach-Martinez	33,544	12-15	T-4th	-6.5	8/7	vs. MIA	H-N	W, 8-6	Johnson-Simpson-Iglesias	32,460	48-66	4th	-17.0			
4/28	at COL	R-N	W, 6-3		Elder-Feltner-Iglesias	18,852	13-15	3rd	-6.5	8/8	vs. MIA	H-N	L, 5-1	Cabrera-Elder-None	32,717	48-67	4th	-18.0			
4/29	at COL	R-N	W, 8-2		Smith-Shawver-Márquez-None	19,010	14-15	3rd	-6.5	8/9	vs. MIA	H-D	W, 7-1	Waldrep-Gusto-None	35,664	49-67	4th	-17.5			
4/30	at COL	R-D	L, 2-1		Dollander-Sale-Agnos	29,661	14-16	3rd	-6.5	8/9	vs. MIA	H-N	W, 8-6	Fedde-Alcantara-Iglesias	35,433	50-67	4th	-17.5			
MARCH/APRIL TOTALS						397,150 (36,105 average in 11 dates)				14-16	8/10	vs. MIA	H-D	W, 7-1	Wentz-Phillips-None	31,203	51-67	4th	-17.5		
5/1	OPEN DATE									8/11	OPEN DATE								4th	-18.0	
5/2	vs. LAD	H-N	L, 2-1*		Yamamoto-Holmes-Phillips	41,201	14-17	3rd	-7.0	8/12	at NYM	R-N	L, 13-5	Soto-Strider-Hagenman	39,748	51-68	4th	-18.0			
5/3	vs. LAD	H-N	L, 10-3*		Sasaki-Schwellenbach-None	42,159	14-18	T-3rd	-7.5	8/13	at NYM	R-N	W, 11-6	Bummer-Garrett-None	38,647	52-68	4th	-17.0			
5/4	vs. LAD	H-N	W, 4-3		Elder-May-Iglesias	39,649	15-18	T-3rd	-6.0	8/14	at NYM	R-N	W, 4-3	Elder-Helsley-Iglesias	41,782	53-68	4th	-16.0			
5/5	vs. CIN	H-N	W, 4-0		Smith-Shawver-Springer-None	30,175	16-18	3rd	-6.0	8/15	at CLE	R-N	W, 2-0	Waldrep-Cantillo-Iglesias	33,571	54-68	4th	-16.0			
5/6	vs. CIN	H-N	W, 2-1 (10)		Iglesias-Richardson-None	32,835	17-18	3rd	-5.0	8/16	at CLE	R-N	W, 10-1	Wentz-Cecconi-Stratton	34,059	55-68	4th	-15.0			
5/7	vs. CIN	H-N	L, 4-3		Suter-Holmes-Pagán	32,761	17-19	3rd	-6.0	8/17	at CLE	R-D	W, 5-4	Bummer-Enright-Iglesias	28,899	56-68	4th	-15.0			
5/8	vs. CIN	H-N	W, 5-4 (11)		Blewett-Rogers-None	33,794	18-19	3rd	-5.5	8/18	vs. CWS	R-N	L, 13-9*	Gómez-Strider-None	27,868	56-69	4th	-16.0			
5/9	at PIT	R-N	L, 3-2		Falter-Elder-Santana	19,357	18-20	3rd	-6.5	8/19	vs. CWS	R-N	W, 11-10	Lee-Wilson-Iglesias	29,134	57-69	4th	-16.0			
5/10	at PIT	R-D	W, 3-2 (11)		Blewett-Shugart-None	27,767	19-20	3rd	-5.5	8/20	vs. CWS	R-N	W, 1-0	Waldrep-Pérez-Iglesias	30,054	58-69	4th	-16.0			
5/11	at PIT	R-D	L, 4-3		Santana-Iglesias-None	17,845	19-21	3rd	-6.5	8/21	OPEN DATE								4th	-16.0	
5/12	vs. WSH	H-N	W, 4-3		Iglesias-Rutledge-None	32,696	20-21	3rd	-6.5	8/22	vs. NYMH-N	L, 12-7		McLean-Wentz-None	40,076	58-70	4th	-16.0			
5/13	vs. WSH	H-N	W, 5-2		Schwellenbach-Lord-Johnson	32,725	21-21	3rd	-6.5	8/23	vs. NYMH-N	L, 9-2		Holmes-Quantrill-None	39,738	58-71	4th	-17.0			
5/14	vs. WSH	H-N	L, 5-4		Ferrer-De Los Santos-Finnegan	37,134	21-22	3rd	-6.5	8/24	vs. NYMH-D	W, 4-3		Kinley-Soto-Iglesias	34,393	59-71	4th	-17.0			
5/15	vs. WSH	H-D	W, 5-2		Smith-Shawver-Williams-Iglesias	34,074	22-22	3rd	-6.0	8/25	at MIA	R-N	L, 2-1	Cabrera-Strider-Faucher	8,111	59-72	4th	-17.0			
5/16	at BOS	R-N	W, 4-2		Sale-Crochet-Iglesias	34,648	23-22	3rd	-5.0	8/26	at MIA	R-N	W, 11-2	Kinley-Zuber-None	8,576	60-72	4th	-16.0			
5/17	at BOS	R-N	L, 7-6		Chapman-Johnson-None	34,594	23-23	3rd	-6.0	8/27	at MIA	R-D	W, 12-1	Wentz-Gusto-None	12,453	61-72	4th	-15.0			
5/18	at BOS	R-D	W, 10-4		Schwellenbach-Bello-None	35,012	24-23	3rd	-5.0	8/28	at PHI	R-N	L, 19-4	Nola-Quantrill-None	41,293	61-73	4th	-16.0			
5/19	OPEN DATE									8/29	at PHI	R-N	L, 2-1	Kerkering-Lee-Duran	40,322	61-74	4th	-17.0			
5/20	at WSH	R-N	L, 5-3		Parker-Strider-Finnegan	26,517	24-24	3rd	-6.0	8/30	at PHI	R-N	L, 3-2 (10)	Strahm-Stratton-None	43,462	61-75	4th	-18.0			
5/21	at WSH	R-N	PPD**		Rescheduled for September 16		3rd	-6.5		8/31	at PHI	R-D	W, 3-1	Kinley-Alvarado-Iglesias	43,770	62-75	4th	-17.0			
5/22	at WSH	R-N	L, 8-7 (10)		Rutledge-Lee-None	16,907	24-25	3rd	-7.5	AUGUST TOTALS										461,136 (32,938 average in 14 dates)	16-13
5/23	vs. SD	H-N	L, 2-1		Adam-Iglesia-Suárez	40,327	24-26	3rd	-8.5	9/1	at CHC	R-D	L, 7-6 (10)	Kittredge-Brebbia-None	39,673	62-76	4th	-18.0			
5/24	vs. SD	H-D	W, 7-1		Holmes-Reynolds-None	41,338	25-26	3rd	-8.5	9/2	at CHC	R-D	L, 4-3	Imanaga-Wentz-Palencia	32,618	62-77	4th	-18.5			
5/25	vs. SD	H-D	L, 5-3		Estrada-Schwellenbach-Suárez	41,251	25-27	3rd	-8.5	9/3	at CHC	R-N	W, 5-1	Elder-Brown-None	31,933	63-77	4th	-17.5			
5/26	OPEN DATE									9/4	OPEN DATE										
5/27	at PHI	R-N	L, 2-0		Suárez-Strider-Romano	40,627	25-28	3rd	-9.5	9/5	vs. SEA	H-N	W, 4-1	Kinley-Speier-Iglesias	36,203	64-77	4th	-18.0			
5/28	at PHI	R-N	PPD**		Rescheduled for May 29 (G1)		3rd	-9.5		9/6	vs. SEA	H-N	L, 10-2	Speier-Hernández-None	35,700	64-78	4th	-19.0			
5/29	at PHI	R-D	L, 5-4		Ruiz-Hernández-Romano	32,314	25-29	3rd	-10.5	9/7	vs. SEA	H-D	L, 18-2	Castillo-Wentz-None	31,119	64-79	4th	-19.0			
5/29	at PHI	R-N	W, 9-3		Sale-Wheeler-None	42,739	26-29	3rd	-9.5	9/8	vs. CHC	H-N	W, 4-1	Elder-Imanaga-Iglesias	33,430	65-79	4th	-19.0			
5/30	vs. BOS	H-N	L, 5-1		Whitlock-Holmes-None	39,842	26-30	4th	-9.5	9/9	vs. CHC	H-N	L, 6-1	Horton-Strider-None	32,721	65-80	4th	-20.0			
5/31	vs. BOS	H-D	W, 5-0		Schwellenbach-Buchler-None	41,444	27-30	4th	-8.5	9/10	vs. CHC	H-N	L, 3-2	Rogers-Sale-Kittredge	35,757	65-81	4th	-21.0			
MAY TOTALS						593,405 (37,088 average in 16 dates)				13-14	9/11	OPEN DATE								4th	-21.5
6/1	vs. BOS	H-D	L, 3-1		Crochet-Elder-Chapman	38,279	27-31	4th	-9.5	9/12	vs. HOU	H-N	L, 11-3	Blubaugh-Waldrep-Gordon	34,030	65-82	4th	-22.5			
6/2	OPEN DATE									9/13	vs. HOU	H-N	L, 6-2	Brown-Elder-None	36,826	65-83	4th	-23.5			
6/3	vs. AZ	H-N	L, 8-3		Gallen-Strider-None	32,898	27-32	4th	-10.0	9/14	vs. HOU	H-D	W, 8-3	Stratton-Valdez-None	32,807	66-83	4th	-22.5			
6/4	vs. AZ	H-N	L, 2-1*		Kelly-Sale-Martínez	37,082	27-33	4th	-11.0	9/15	at WSH	R-N	W, 11-3	Strider-Parker-None	13,979	67-83	4th	-22.0			
6/5	vs. AZ	H-D	L, 11-10		Graveman-I																

Braves vs. Opponent																	
Braves 2025 Batting vs. Pittsburgh																	
Player	G	AB	R	H	2B	3B	HR	RBI	BB	SB	SO	AVG	OBP	SLG			
Ronald Acuña Jr.	2	8	1	4	0	0	0	0	1	1	1	.500	.556	.500			
Nick Allen	4	8	0	4	0	0	0	0	1	0	1	.500	.556	.500			
Drake Baldwin	5	12	1	6	3	1	0	2	1	0	3	.500	.538	.917			
Michael Harris II	5	17	1	5	2	0	1	3	2	0	1	.294	.350	.588			
Marcell Ozuna	5	17	0	3	1	0	0	1	3	0	3	.176	.300	.235			
Matt Olson	5	20	4	3	1	0	2	2	1	0	7	.150	.190	.500			
Eli White	5	14	1	2	0	1	0	0	1	0	3	.143	.200	.286			
Brett Wisely	4	9	0	1	1	0	0	1	1	0	5	.111	.200	.222			
Jurickson Profar	2	7	0	0	0	0	0	0	2	0	2	.000	.222	.000			
Luke Williams	2	1	0	0	0	0	0	0	0	1	0	.000	.000	.000			
Ha-Seong Kim	2	8	0	0	0	0	0	0	0	0	3	.000	.000	.000			
Nacho Alvarez Jr.	2	7	0	0	0	0	0	0	0	0	2	.000	.000	.000			
Braves 2025 Pitching vs. Pittsburgh																	
Player	W	L	Sv	BS	G	GS	QS	IP	H	R	ER	HR	BB	SO	ERA	FIP	WHIP
Tyler Kinley	0	0	0	0	1	0	0	1.0	0	0	0	0	0	0	0.00	3.17	0.00
José Suarez	0	0	0	0	1	0	0	1.0	1	0	0	0	1	0	0.00	6.17	2.00
Dylan Lee	0	0	0	0	1	0	0	0.2	0	0	0	0	0	2	0.00	-2.83	0.00
Hunter Stratton	0	0	0	0	1	0	0	1.0	0	0	0	0	1	2	0.00	2.17	1.00
Dylan Dodd	0	0	0	0	1	0	0	1.1	0	0	0	0	0	0	0.00	3.17	0.00
Chris Sale	0	0	0	0	1	1	0	5.2	8	3	2	0	2	8	3.18	1.93	1.76
Bryce Elder	0	1	0	0	1	1	1	6.0	5	3	3	2	0	8	4.50	4.83	0.83
Spencer Strider	0	1	0	0	1	1	1	6.0	8	3	3	1	2	5	4.50	5.17	1.67
Raisel Iglesias	0	1	0	0	2	0	0	1.1	4	1	1	0	2	2	6.75	4.67	4.50
Joel Payamps	0	0	0	0	2	0	0	2.2	4	2	2	1	1	2	6.75	7.67	1.88
Joey Wentz	0	1	0	0	1	1	0	4.0	8	4	4	1	2	3	9.00	6.42	2.50
Pierce Johnson	0	0	0	0	2	0	0	1.2	5	4	4	1	0	2	21.60	8.57	3.00
Braves Career Batting vs. Pittsburgh																	
Player	G	AB	R	H	2B	3B	HR	RBI	BB	SB	SO	AVG	OBP	SLG			
Drake Baldwin	5	12	1	6	3	1	0	2	1	0	3	.500	.538	.917			
Sandy León	6	17	3	8	2	0	1	3	3	0	4	.471	.550	.765			
Michael Harris II	22	77	16	28	6	0	2	7	9	4	15	.364	.425	.519			
Ronald Acuña Jr.	39	152	29	52	9	0	12	29	23	6	35	.342	.439	.638			
Matt Olson	25	95	17	26	4	0	7	21	13	0	24	.274	.367	.537			
Nick Allen	8	15	1	4	0	0	0	0	1	0	3	.267	.313	.267			
Ha-Seong Kim	25	89	7	23	3	0	4	9	5	3	16	.258	.295	.427			
Marcell Ozuna	79	295	39	73	21	1	6	38	30	1	57	.247	.320	.386			
Jurickson Profar	33	123	19	29	4	1	3	8	18	2	20	.236	.361	.358			
Brett Wisely	13	23	1	5	1	0	0	3	1	1	9	.217	.240	.261			
Eli White	5	14	1	2	0	1	0	0	1	0	3	.143	.200	.286			
Luke Williams	15	15	3	2	0	0	0	0	3	2	3	.133	.278	.133			
Vidal Bruján	7	13	3	1	0	0	0	3	3	2	5	.077	.250	.077			
Raisel Iglesias	27	6	0	0	0	0	0	0	0	0	2	.000	.000	.000			
Nacho Alvarez Jr.	2	7	0	0	0	0	0	0	0	0	2	.000	.000	.000			
Braves Career Pitching vs. Pittsburgh																	
Player	W	L	Sv	BS	G	GS	QS	IP	H	R	ER	HR	BB	SO	ERA	FIP	WHIP
Sandy León	0	0	0	0	1	0	0	1.0	0	0	0	0	0	0	0.00	3.17	0.00
Dylan Lee	0	0	0	0	5	0	0	4.0	4	0	0	0	1	6	0.00	0.92	1.25
Hunter Stratton	0	0	0	0	1	0	0	1.0	0	0	0	0	1	2	0.00	2.17	1.00
Tyler Kinley	0	1	0	0	10	0	0	9.1	8	1	1	0	3	10	0.96	1.99	1.18
Chris Sale	1	0	0	0	3	3	2	19.2	15	4	3	0	4	23	1.37	1.59	0.97
Charlie Morton	1	0	0	0	2	2	1	12.1	8	4	4	2	2	19	2.92	3.14	0.81
Raisel Iglesias	4	6	13	4	39	3	1	55.0	64	25	23	4	20	53	3.76	3.39	1.53
Joel Payamps	0	0	2	0	12	0	0	12.0	11	6	6	4	4	10	4.50	7.10	1.25
Bryce Elder	1	2	0	0	3	3	2	18.0	15	10	10	3	3	22	5.00	3.62	1.00
Spencer Strider	1	2	0	0	3	3	1	14.1	17	9	9	1	6	16	5.65	3.31	1.60
Pierce Johnson	1	0	1	0	13	0	0	11.2	16	8	8	2	8	16	6.17	4.74	2.06
Dylan Dodd	0	1	0	0	2	1	0	5.1	7	4	4	1	3	2	6.75	6.62	1.88
Joey Wentz	0	1	0	0	3	1	0	8.0	11	7	7	1	4	8	7.88	4.67	1.88
José Suarez	0	1	0	0	2	1	0	4.0	8	6	4	1	1	2	9.00	6.95	2.25
Brett Wisely	0	0	0	0	1	0	0	1.0	1	1	1	1	0	0	9.00	16.25	1.00
Braves Career Batting at Truist Park																	
Player	G	AB	R	H	2B	3B	HR	RBI	BB	SB	SO	AVG	OBP	SLG			
Drake Baldwin	59	203	25	59	11	1	9	46	16	0	35	.291	.351	.488			
Ronald Acuña Jr.	411	1525	339	442	74	7	97	245	239	95	394	.290	.392	.538			
Michael Harris II	252	922	106	247	44	8	27	108	32	40	194	.268	.296	.421			
Marcell Ozuna	364	1316	193	348	65	2	81	218	165	4	348	.264	.347	.502			
Jurickson Profar	52	193	44	51	12	0	9	26	32	6	42	.264	.383	.466			
Ha-Seong Kim	26	95	13	25	4	0	3	12	9	2	15	.263	.327	.400			
Matt Olson	323	1184	182	311	71	2	69	203	158	1	347	.263	.352	.501			
Vidal Bruján	15	22	3	5	0	0	0	2	2	0	5	.227	.320	.227			
Eli White	72	136	23	30	3	1	5	17	6	7	42	.221	.272	.368			
Sandy León	6	15	2	3	0	0	2	4	0	0	4	.200	.200	.600			
Nacho Alvarez Jr.	35	115	7	22	9	0	0	3	6	0	33	.191	.248	.270			
Charlie Morton	18	29	3	5	1	0	0	1	0	0	16	.172	.172	.207			
Nick Allen	68	178	15	29	5	0	0	10	16	2	58	.163	.230	.191			
Luke Williams	36	40	7	5	2	0	0	2	5	7	11	.125	.255	.175			
Brett Wisely	8	14	1	1	1	0	0	0	3	0	7	.071	.278	.143			
Braves Career Pitching at Truist Park																	
Player	W	L	Sv	BS	G	GS	QS	IP	H	R	ER	HR	BB	SO	ERA	FIP	WHIP
José Suarez	1	0	1	0	4	0	0	8.1	8	2	1	1	6	3	1.08	6.17	1.68
Tyler Kinley	2	1	1	0	19	0	0	22.0	7	3	3	2	3	22	1.23	3.04	0.45
Hunter Stratton	1	0	0	0	4	0	0	5.0	2	1	1	1	4	6	1.80	5.78	1.20
Chris Sale	12	2	0	0	23	23	16	141.0	118	41	40	10	28	173	2.55	2.46	1.04
Dylan Lee	6	4	0	8	103	1	0	106.2	88	41	31	14	31	119	2.62	3.51	1.12
Pierce Johnson	4	4	3	2	72	0	0	71.1	56	21	21	6	18	76	2.65	2.94	1.04
Raisel Iglesias	8	7	54	4	122	0	0	119.0	81	40	36	9	27	136	2.72	2.66	0.91
Charlie Morton	25	15	0	0	66	66	31	365.0	308	154	139	49	124	435	3.43	3.85	1.18
Spencer Strider	18	12	0	1	46	38	21	230.2	195	102	99	28	70	342	3.86	2.80	1.15
Luke Williams	0	0	0	0	7	0	0	7.2	9	4	4	1	2	3	4.70	5.25	1.43
Joel Payamps	0	1	0	0	5	0	0	5.2	4	3	3	2	1	6	4.76	6.19	0.88
Bryce Elder	12	11	0	0	41	41	16	217.1	233	126	121	31	89	177	5.01	4.83	1.48
Hayden Harris	0	0	0	0	2	0	0	1.2	3	1	1	0	2	0	5.40	6.77	3.00
Dylan Dodd	0	2	0	0	17	4	0	41.1	52	31	31	9	10	25	6.75	5.70	1.50
Joey Wentz	1	4	0	0	8	7	0	29.1	43	26	24	3	11	22	7.36	4.12	1.84
Vidal Bruján																	

Braves Batters vs. Pittsburgh

VS. BUBBA CHANDLER

Career	BA	SLG	OBP	AB	H	DO	TR	HR	BB	SO
Drake Baldwin	1.000	2.500	1.000	2	2	1	1	0	0	0
Marcell Ozuna	.500	.500	.500	2	1	0	0	0	0	0
Michael Harris II	.500	.500	.500	2	1	0	0	0	0	0
Jurickson Profar	.000	.000	.000	3	0	0	0	0	0	1
Matt Olson	.000	.000	.000	3	0	0	0	0	0	1
Ronald Acuna Jr.	.000	.000	.000	3	0	0	0	0	0	1
Ha-seong Kim	.000	.000	.000	2	0	0	0	0	0	0
Brett Wisely	.000	.000	.000	2	0	0	0	0	0	2
Nacho Alvarez	.000	.000	.000	2	0	0	0	0	0	1

VS. CARMEN MLODZINSKI

Career	BA	SLG	OBP	AB	H	DO	TR	HR	BB	SO
Sean Murphy	1.000	1.000	1.000	1	1	0	0	0	1	0
Drake Baldwin	1.000	1.500	1.000	2	2	1	0	0	0	0
Michael Harris II	.500	.500	.500	4	2	0	0	0	0	0
Ronald Acuna Jr.	.500	.500	.500	2	1	0	0	0	0	0
Nick Allen	.500	.500	.500	2	1	0	0	0	0	0
Matt Olson	.333	1.000	.500	6	2	1	0	1	2	0
Ozzie Albies	.200	.200	.333	5	1	0	0	0	1	0
Marcell Ozuna	.143	.143	.143	7	1	0	0	0	0	3
Austin Riley	.000	.000	.000	5	0	0	0	0	0	1
Jake Fraley	.000	.000	.200	4	0	0	0	0	1	0
Eli White	.000	.000	.000	2	0	0	0	0	0	0
Ha-seong Kim	.000	.000	.500	1	0	0	0	0	1	1
Brett Wisely	.000	---	.000	0	0	0	0	0	0	0

VS. CHASE SHUGART

Career	BA	SLG	OBP	AB	H	DO	TR	HR	BB	SO
Michael Harris II	.000	.000	.667	1	0	0	0	0	2	0
Eli White	.000	.000	.500	1	0	0	0	0	1	0
Sean Murphy	.000	.000	.000	2	0	0	0	0	0	1
Marcell Ozuna	.000	.000	.000	1	0	0	0	0	0	0
Ozzie Albies	.000	.000	.000	1	0	0	0	0	0	0
Luke Williams	.000	.000	.000	1	0	0	0	0	0	0
Ha-seong Kim	.000	.000	.000	1	0	0	0	0	0	1
Drake Baldwin	.000	.000	.000	1	0	0	0	0	0	1

VS. DENNIS SANTANA

Career	BA	SLG	OBP	AB	H	DO	TR	HR	BB	SO
Matt Olson	.333	.333	.500	3	1	0	0	0	1	0
Nick Allen	.333	.333	.500	3	1	0	0	0	1	1
Ronald Acuna Jr.	.333	.333	.333	3	1	0	0	0	0	0
Drake Baldwin	.333	.333	.333	3	1	0	0	0	0	1
Eli White	.250	.750	.250	4	1	0	1	0	0	1
Jake Fraley	.200	.200	.200	5	1	0	0	0	0	1
Sean Murphy	.167	.167	.375	6	1	0	0	0	2	2
Jurickson Profar	.167	.333	.167	6	1	1	0	0	0	1
Ha-seong Kim	.000	.000	.000	3	0	0	0	0	0	1
Michael Harris II	.000	.000	.000	2	0	0	0	0	0	1
Ozzie Albies	.000	.000	.000	1	0	0	0	0	0	0
Luke Williams	.000	.000	.000	1	0	0	0	0	0	0
Vidal Brujan	.000	---	.000	0	0	0	0	0	0	0
Brett Wisely	.000	.000	.000	1	0	0	0	0	0	0

VS. ISAAC MATTSOON

Career	BA	SLG	OBP	AB	H	DO	TR	HR	BB	SO
Ronald Acuna Jr.	1.000	1.000	1.000	1	1	0	0	0	0	0
Drake Baldwin	1.000	2.000	1.000	1	1	1	0	0	0	0
Jurickson Profar	.000	.000	.000	1	0	0	0	0	0	0
Matt Olson	.000	.000	.000	1	0	0	0	0	0	0
Jake Fraley	.000	.000	.000	1	0	0	0	0	0	0
Ha-seong Kim	.000	.000	.000	1	0	0	0	0	0	0

VS. JOHAN OVIEDO

Career	BA	SLG	OBP	AB	H	DO	TR	HR	BB	SO
Ronald Acuna Jr.	1.000	1.000	1.000	2	2	0	0	0	1	0
Ozzie Albies	.667	.667	.667	3	2	0	0	0	0	0
Austin Riley	.500	.500	.667	2	1	0	0	0	0	1
Matt Olson	.500	.500	.500	2	1	0	0	0	0	0
Sean Murphy	.500	.500	.500	2	1	0	0	0	0	0
Ha-seong Kim	.333	.333	.500	3	1	0	0	0	1	0
Michael Harris II	.333	.333	.333	3	1	0	0	0	0	1
Jurickson Profar	.000	.000	.333	2	0	0	0	0	1	1
Marcell Ozuna	.000	.000	.000	3	0	0	0	0	0	2
Nick Allen	.000	.000	.000	3	0	0	0	0	0	0
Jake Fraley	.000	.000	.000	2	0	0	0	0	0	0
Brett Wisely	.000	.000	.000	2	0	0	0	0	0	1
Vidal Brujan	.000	.000	.000	1	0	0	0	0	0	0

VS. JUSTIN LAWRENCE

Career	BA	SLG	OBP	AB	H	DO	TR	HR	BB	SO
Eli White	1.000	1.000	1.000	1	1	0	0	0	0	0
Ozzie Albies	1.000	1.000	1.000	1	1	0	0	0	0	0
Ronald Acuna Jr.	1.000	1.000	1.000	1	1	0	0	0	0	0
Ha-seong Kim	.500	.667	.571	6	3	1	0	0	1	1
Jake Fraley	.500	.500	.500	2	1	0	0	0	0	1
Austin Riley	.250	.500	.250	4	1	1	0	0	0	0
Michael Harris II	.250	.250	.250	4	1	0	0	0	0	0
Jurickson Profar	.167	.333	.286	6	1	1	0	0	1	1
Matt Olson	.000	.000	.000	5	0	0	0	0	0	1
Brett Wisely	.000	.000	.000	3	0	0	0	0	0	1
Marcell Ozuna	.000	.000	.500	1	0	0	0	0	1	0
Sean Murphy	.000	.000	.000	2	0	0	0	0	0	0
Luke Williams	.000	.000	.000	1	0	0	0	0	0	0
Vidal Brujan	.000	.000	.000	1	0	0	0	0	0	0
Nacho Alvarez	.000	.000	.000	1	0	0	0	0	0	0

VS. KYLE NICOLAS

Career	BA	SLG	OBP	AB	H	DO	TR	HR	BB	SO
Sean Murphy	1.000	1.000	1.000	1	1	0	0	0	0	0
Michael Harris II	1.000	2.000	1.000	1	1	1	0	0	0	0
Jurickson Profar	.500	.500	.750	2	1	0	0	0	0	1
Matt Olson	.500	.500	.500	2	1	0	0	0	0	0
Ozzie Albies	.500	.500	.500	2	1	0	0	0	0	0
Marcell Ozuna	.000	.000	.000	3	0	0	0	0	0	3
Eli White	.000	.000	.000	1	0	0	0	0	0	1
Austin Riley	.000	---	1.000	0	0	0	0	0	1	0
Nick Allen	.000	.000	.000	1	0	0	0	0	0	1
Nacho Alvarez	.000	.000	.000	1	0	0	0	0	0	0

VS. MIKE BURROWS

Career	BA	SLG	OBP	AB	H	DO	TR	HR	BB	SO
Ronald Acuna Jr.	1.000	1.000	1.000	1	1	0	0	0	0	0
Michael Harris II	1.000	4.000	1.000	1	1	0	0	1	0	0
Marcell Ozuna	.000	.000	.000	1	0	0	0	0	0	0
Ha-seong Kim	.000	.000	.000	1	0	0	0	0	0	0
Brett Wisely	.000	.000	.000	1	0	0	0	0	0	0
Drake Baldwin	.000	.000	.000	1	0	0	0	0	0	0
Nacho Alvarez	.000	.000	.000	1	0	0	0	0	0	0

VS. MITCH KELLER

Career	BA	SLG	OBP	AB	H	DO	TR	HR	BB	SO
Matt Olson	.500	.833	.538	12	6	1	0	1	0	2
Ronald Acuna Jr.	.421	.895	.476	19	8	0	0	3	2	3
Austin Riley	.400	.600	.455	10	4	0	1	0	0	3
Jake Fraley	.294	.294	.368	17	5	0	0	0	2	2
Michael Harris II	.250	.250	.250	12	3	0	0	0	0	4
Ozzie Albies	.214	.500	.267	14	3	1	0	1	1	3
Marcell Ozuna	.214	.214	.214	14	3	0	0	0	0	2
Jurickson Profar	.200	.267	.368	15	3	1	0	0	4	4
Brett Wisely	.200	.400	.333	5	1	1	0	0	1	2
Ha-seong Kim	.000	.000	.000	11	0	0	0	0	0	4
Sandy Leon	.000	.000	.667	1	0	0	0	0	2	1
Drake Baldwin	.000	.000	.500	1	0	0	0	0	1	0
Nacho Alvarez	.000	.000	.000	2	0	0	0	0	0	1

VS. PAUL SKENES

Career	BA	SLG	OBP	AB	H	DO	TR	HR	BB	SO
Ozzie Albies	.500	.500	.667	2	1	0	0	0	1	0
Brett Wisely	.500	.500	.500	2	1	0	0	0	0	0
Austin Riley	.333	.333	.333	3	1	0	0	0	0	1
Jake Fraley	.000	.000	.200	4	0	0	0	0	1	0
Marcell Ozuna	.000	.000	.000	3	0	0	0	0	0	1
Matt Olson	.000	.000	.000	3	0	0	0	0	0	3

VS. YOHAN RAMIREZ

Career	BA	SLG	OBP	AB	H	DO	TR	HR	BB	SO
Sean Murphy	.500	2.000	.667	2	1	0	0	1	1	0
Brett Wisely	.500	.500	.500	2	1	0	0	0	0	0
Matt Olson	.000	.000	.000	4	0	0	0	0	0	3
Jurickson Profar	.000	.000	.000	2	0	0	0	0	0	1
Ha-seong Kim	.000	.000	.000	2	0	0	0	0	0	0
Marcell Ozuna	.000	.000	.000	1	0	0	0	0	0	1
Eli White	.000	---	1.000	0	0	0	0	0	1	0
Jake Fraley	.000	.000	.000	1	0	0	0	0	0	1
Ronald Acuna Jr.	.000	.000	.000	1	0	0	0	0	0	0
Michael Harris II	.000	.000	.000	1	0	0	0	0	0	1

Alphabetized by pitcher first name

Stats include all regular season at-bats between the players. Does not include postseason play.

Braves Pitchers vs. Pittsburgh

VS. BRYCE ELDER

Career	BA	SLG	OBP	AB	H	DO	TR	HR	BB	SO
Alexander Canario	.500	2.000	.500	2	1	0	0	1	0	1
Jack Suwinski	.400	1.200	.500	5	2	1	0	1	1	1
Andrew McCutchen	.333	.667	.333	3	1	1	0	0	0	0
Oneil Cruz	.333	.333	.333	3	1	0	0	0	0	1
Henry Davis	.333	.333	.333	3	1	0	0	0	0	2
Bryan Reynolds	.250	.250	.333	8	2	0	0	0	1	2
Jared Triolo	.250	1.000	.250	4	1	0	0	1	0	2
Joey Bart	.000	.000	.000	3	0	0	0	0	0	2
Endy Rodriguez	.000	.000	.000	3	0	0	0	0	0	0

VS. CHARLIE MORTON

Career	BA	SLG	OBP	AB	H	DO	TR	HR	BB	SO
Nick Gonzales	.500	1.000	.667	2	1	1	0	0	1	0
Enmanuel Valdez	.500	.500	.500	2	1	0	0	0	0	1
Bryan Reynolds	.400	1.200	.500	5	2	1	0	1	0	2
Tommy Pham	.273	.909	.333	11	3	1	0	2	1	5
Andrew McCutchen	.125	.125	.263	16	2	0	0	0	3	5
Jack Suwinski	.000	.000	.200	4	0	0	0	0	1	2
Oneil Cruz	.000	.000	.000	3	0	0	0	0	0	2

VS. CHRIS SALE

Career	BA	SLG	OBP	AB	H	DO	TR	HR	BB	SO
Joey Bart	.667	.667	.667	3	2	0	0	0	0	0
Alexander Canario	.500	1.000	.667	2	1	1	0	0	1	1
Bryan Reynolds	.200	.200	.333	5	1	0	0	0	1	1
Tommy Pham	.182	.273	.250	11	2	1	0	0	1	5
Jared Triolo	.167	.167	.167	6	1	0	0	0	0	3
Andrew McCutchen	.125	.125	.111	8	1	0	0	0	0	2
Nick Gonzales	.000	.000	.000	3	0	0	0	0	0	1

VS. DYLAN DODD

Career	BA	SLG	OBP	AB	H	DO	TR	HR	BB	SO
Bryan Reynolds	.667	1.667	.667	3	2	0	0	1	0	0
Jack Suwinski	.000	.000	.333	2	0	0	0	0	1	0
Jared Triolo	.000	.000	.500	1	0	0	0	0	1	0
Endy Rodriguez	.000	.000	.000	2	0	0	0	0	0	0
Tommy Pham	.000	.000	.000	1	0	0	0	0	0	0
Nick Yorke	.000	.000	.000	1	0	0	0	0	0	0
Henry Davis	.000	.000	.000	1	0	0	0	0	0	0

VS. DYLAN LEE

Career	BA	SLG	OBP	AB	H	DO	TR	HR	BB	SO
Tommy Pham	1.000	4.000	1.000	1	1	0	0	1	1	0
Bryan Reynolds	.500	.500	.500	2	1	0	0	0	0	1
Oneil Cruz	.000	.000	.000	2	0	0	0	0	0	2
Enmanuel Valdez	.000	.000	.000	1	0	0	0	0	0	1
Jared Triolo	.000	---	1.000	0	0	0	0	0	1	0
Nick Gonzales	.000	.000	.000	1	0	0	0	0	0	0

VS. HUNTER STRATTON

Career	BA	SLG	OBP	AB	H	DO	TR	HR	BB	SO
Tommy Pham	.000	.000	.000	1	0	0	0	0	0	1
Jack Suwinski	.000	.000	.000	1	0	0	0	0	0	1
Spencer Horwitz	.000	---	1.000	0	0	0	0	0	1	0
Nick Yorke	.000	.000	.000	1	0	0	0	0	0	0

VS. JOEL PAYAMPS

Career	BA	SLG	OBP	AB	H	DO	TR	HR	BB	SO
Spencer Horwitz	1.000	2.500	1.000	2	2	0	0	1	0	0
Cam Devanney	1.000	2.000	1.000	1	1	1	0	0	0	0
Henry Davis	1.000	1.000	1.000	1	1	0	0	0	0	0
Oneil Cruz	.500	1.000	.500	4	2	2	0	0	0	0
Jack Suwinski	.500	2.000	.667	2	1	0	0	1	1	1
Tommy Pham	.333	.333	.500	3	1	0	0	0	1	1
Bryan Reynolds	.200	.800	.333	5	1	0	0	1	1	0
Andrew McCutchen	.167	.167	.286	6	1	0	0	0	1	2
Jared Triolo	.000	.000	.200	4	0	0	0	0	0	2
Nick Gonzales	.000	.000	.000	3	0	0	0	0	0	0
Joey Bart	.000	.000	.000	2	0	0	0	0	0	0
Alexander Canario	.000	.000	.000	1	0	0	0	0	0	0
Nick Yorke	.000	.000	.000	1	0	0	0	0	0	1

VS. JOEY WENTZ

Career	BA	SLG	OBP	AB	H	DO	TR	HR	BB	SO
Spencer Horwitz	1.000	1.000	1.000	1	1	0	0	0	1	0
Nick Yorke	1.000	1.000	1.000	2	2	0	0	0	0	0
Bryan Reynolds	.600	.600	.500	5	3	0	0	0	0	1
Nick Gonzales	.500	.750	.500	4	2	1	0	0	0	0
Henry Davis	.500	.500	.500	2	1	0	0	0	0	0
Tommy Pham	.429	1.286	.429	7	3	0	0	2	0	0
Andrew McCutchen	.333	.667	.500	3	1	1	0	0	1	1
Jared Triolo	.000	.000	.000	4	0	0	0	0	0	1
Joey Bart	.000	.000	.000	3	0	0	0	0	0	1
Alexander Canario	.000	.000	.000	2	0	0	0	0	0	2
Oneil Cruz	.000	.000	.000	2	0	0	0	0	0	1
Jack Suwinski	.000	.000	.000	1	0	0	0	0	0	1

VS. JOSE SUAREZ

Career	BA	SLG	OBP	AB	H	DO	TR	HR	BB	SO
Jared Triolo	1.000	1.000	1.000	1	1	0	0	0	0	0
Tommy Pham	.500	.500	.667	4	2	0	0	0	2	0
Bryan Reynolds	.000	.000	.000	3	0	0	0	0	0	0
Enmanuel Valdez	.000	.000	.000	2	0	0	0	0	0	1
Joey Bart	.000	---	1.000	0	0	0	0	0	0	0
Spencer Horwitz	.000	---	1.000	0	0	0	0	0	1	0
Nick Gonzales	.000	.000	.000	1	0	0	0	0	0	0

VS. PIERCE JOHNSON

Career	BA	SLG	OBP	AB	H	DO	TR	HR	BB	SO
Alexander Canario	1.000	2.000	1.000	1	1	1	0	0	0	0
Spencer Horwitz	1.000	4.000	1.000	1	1	0	0	1	0	0
Nick Gonzales	1.000	1.000	1.000	1	1	0	0	0	0	0
Andrew McCutchen	.500	.500	.571	6	3	0	0	0	1	1
Jared Triolo	.333	.667	.333	3	1	1	0	0	0	1
Bryan Reynolds	.200	.200	.429	5	1	0	0	0	2	3
Joey Bart	.000	.000	.333	2	0	0	0	0	1	2
Tommy Pham	.000	.000	.000	2	0	0	0	0	0	1
Oneil Cruz	.000	.000	.000	2	0	0	0	0	0	2
Henry Davis	.000	.000	.000	2	0	0	0	0	0	1
Jack Suwinski	.000	.000	.000	1	0	0	0	0	0	0
Endy Rodriguez	.000	---	1.000	0	0	0	0	0	1	0

VS. RAISEL IGLESIAS

Career	BA	SLG	OBP	AB	H	DO	TR	HR	BB	SO
Joey Bart	1.000	1.000	1.000	1	1	0	0	0	0	0
Andrew McCutchen	.412	.588	.476	17	7	0	0	1	3	4
Bryan Reynolds	.375	.625	.375	8	3	0	1	0	0	3
Spencer Horwitz	.333	.333	.333	3	1	0	0	0	0	2
Tommy Pham	.250	.250	.500	8	2	0	0	0	4	3
Jack Suwinski	.000	.000	.000	3	0	0	0	0	0	1
Endy Rodriguez	.000	.000	.000	2	0	0	0	0	0	1
Henry Davis	.000	.000	.000	2	0	0	0	0	0	2
Oneil Cruz	.000	---	1.000	0	0	0	0	0	1	0
Jared Triolo	.000	.000	.000	1	0	0	0	0	0	0

VS. SPENCER STRIDER

Career	BA	SLG	OBP	AB	H	DO	TR	HR	BB	SO
Endy Rodriguez	1.000	2.000	1.000	1	1	1	0	0	1	0
Jack Suwinski	.667	.667	.800	3	2	0	0	0	1	1
Spencer Horwitz	.667	.667	.667	3	2	0	0	0	0	0
Joey Bart	.500	.500	.667	2	1	0	0	0	1	0
Jared Triolo	.400	.400	.400	5	2	0	0	0	0	2
Henry Davis	.400	1.000	.400	5	2	0	0	1	0	2
Nick Gonzales	.333	.667	.333	3	1	1	0	0	0	0
Andrew McCutchen	.250	.500	.250	4	1	1	0	0	0	2
Bryan Reynolds	.143	.143	.250	7	1	0	0	0	1	2
Tommy Pham	.000	.000	.000	6	0	0	0	0	0	5
Oneil Cruz	.000	.000	.000	3	0	0	0	0	0	0
Rafael Flores	.000	.000	.333	2	0	0	0	0	1	1

VS. TYLER KINLEY

Career	BA	SLG	OBP	AB	H	DO	TR	HR	BB	SO
Tommy Pham	.400	.400	.500	5	2	0	0	0	1	0
Bryan Reynolds	.250	.750	.250	4	1	0	1	0	0	1
Andrew McCutchen	.200	.200	.200	5	1	0	0	0	0	2
Joey Bart	.000	.000	.250	3	0	0	0	0	0	2
Jack Suwinski	.000	.000	.000	1	0	0	0	0	0	0
Oneil Cruz	.000	.000	.000	1	0	0	0	0	0	0
Spencer Horwitz	.000	.000	.000	1	0	0	0	0	0	1
Nick Yorke	.000	.000	.000	1	0	0	0	0	0	0