



TAMPA BAY RAYS  
**2023**  
MEDIA  
GUIDE

# 2023 RAYS PROMO SCHEDULE

## ALL FAN GIVEAWAYS

DATE	OPPONENT	GIVEAWAY ITEM
March 30	Tigers	<b>Schedule Magnet</b> PRESENTED BY BAYFRONT HEALTH
April 2	Tigers	<b>Zim Bear Bobblehead</b> PRESENTED BY MORGAN AUTOMOTIVE GROUP
April 21	White Sox	<b>Belt Bag</b> PRESENTED BY FLORIDA DEPARTMENT OF TRANSPORTATION
May 26	Dodgers	<b>Reversible Bucket Hat</b> PRESENTED BY BALLY SPORTS SUN
June 24	Royals	<b>Randy Arozarena Soccer Jersey</b> PRESENTED BY CROWN AUTOMOTIVE GROUP
July 9	Braves	<b>Wade Boggs Can Cooler</b> PRESENTED BY BALLY SPORTS SUN
July 21	Orioles	<b>Wander Franco Bat</b> PRESENTED BY DEX IMAGING
Aug 12	Guardians	<b>Shane McClanahan Bobblehead</b> PRESENTED BY BAYFRONT HEALTH
Aug 26	Yankees	<b>Carl Crawford Mystery Bobblehead</b>
Sep 9	Mariners	<b>Trucker Hat</b> PRESENTED BY MLB NETWORK
Sep 23	Blue Jays	<b>25th Anniversary Item</b> PRESENTED BY DEX IMAGING

## ALL FANS, 14 & UNDER GIVEAWAYS

DATE	OPPONENT	GIVEAWAY ITEM
April 23	White Sox	<b>Brandon Lowe Dawg Tags</b> PRESENTED BY SOBE PROMOS
May 7	Yankees	<b>Devil Rays Socks</b> PRESENTED BY DUKE ENERGY
May 21	Brewers	<b>Sunglasses</b> PRESENTED BY REPUBLIC BANK
May 28	Dodgers	<b>Tyler Glasnow Bracelet</b> PRESENTED BY BAYFRONT HEALTH
June 11	Rangers	<b>Raymond Squishy</b> PRESENTED BY BALLY SPORTS SUN
June 25	Royals	<b>Yandy Díaz Arm Sleeve</b>
July 27	Orioles	<b>Pencil Pouch</b> PRESENTED BY TROPICANA
Aug 24	Guardians	<b>Wander Franco Snapback Hat</b> PRESENTED BY SPECTRUM

ALL PROMOTIONS AVAILABLE WHILE SUPPLIES LAST. PROMOTIONAL SCHEDULE SUBJECT TO CHANGE. VISIT [RAYSBASEBALL.COM](https://www.raysbaseball.com) FOR PROMOTIONAL SCHEDULE DETAILS.



# TABLE OF CONTENTS

## ORGANIZATION 3

Front Office Directory	4
Business Operations	8
Baseball Operations	18
Rays in the Community	25

## COACHES & STAFF 28

Cash, Kevin	29
DeMent, Dan	33
Erlichman, Jonathan	34
Francisco, Tomas	35
Knapp, Rick	36
Linares, Rodney	37
Moncada, Jorge	39
Mottola, Chad	40
North, Brady	42
Prieto, Chris	43
Snyder, Kyle	45
Williams, Brady	47
Major League Staff	49
Team Doctors	56

## 40-MAN ROSTER 57

Adam, Jason	58
Aranda, Jonathan	61
Armstrong, Shawn	63
Arozarena, Randy	67
Basabe, Osleivis	73
Baz, Shane	75
Beeks, Jalen	78
Bethancourt, Christian	82
Bradley, Taj	87
Bruján, Vidal	89
Chirinos, Yonny	92
Cleavinger, Garrett	96
Diaz, Yandy	99
Eflin, Zach	105
Fairbanks, Pete	109
Faucher, Calvin	113
Fleming, Josh	115
Franco, Wander	118
Glasnow, Tyler	123

Jones, Greg	129
Kelley, Trevor	131
Kelly, Kevin	133
Kittredge, Andrew	135
Lowe, Brandon	139
Lowe, Josh	145
Margot, Manuel	148
McClanahan, Shane	153
Mead, Curtis	158
Mejia, Francisco	160
Paredes, Isaac	164
Patiño, Luis	168
Pinto, René	172
Poche, Colin	174
Raley, Luke	177
Ramírez, Harold	179
Rasmusen, Drew	183
Siri, Jose	187
Springes, Jeffrey	191
Thompson, Ryan	195
Walls, Taylor	198
White, Colby	201

## NON-ROSTER INVITES 204

Spring Training Roster	202
How the Rays Were Built	203
Non-Roster Players	205

## RECORDS & HISTORY 249

Team Records	250
Individual Records	257
Rookie Records	262
Career Leaders	263
Single-Season Leaders	266
Rays Records at Tropicana Field	269
Opponent Leaders vs. TB	271
Monthly Records	272
Fielding Records	275
Home Run Records	278
Attendance Records	283
Miscellaneous Records	285
Award Winners	290

Streaks & Opponents	294
All-Time Roster (Alphabetical)	295
All-Time Roster (Numerical)	298
All-Time Coaches	303
All-Time Trades	304
Yearly Comparison	310
Season Summaries	312
Rays Chronology	315
Opening Day Lineups	320
Historic Box Scores	323
Historic Firsts	325
MLB in St. Petersburg	326
2022 Postseason Review	327
2021 Postseason Review	329
2020 Postseason Review	331
2019 Postseason Review	333
2013 Postseason Review	335
2011 Postseason Review	337
2010 Postseason Review	339
2008 Postseason Review	341

## OPPONENTS 343

## MINOR LEAGUE OPS. 354

Player Development & Staff	355
Affiliates	357
Schedules	366
Single-Season Leaders	367
Awards & Honors	368
Minor League Players	371
Scouting Staff & Int'l. Ops.	427
Amateur Draft History	431

## BROADCAST INFO 433

## TROPICANA FIELD 439

Tropicana Field Information	440
Spring Training 2023	442
Hall of Fame & Museum	443

The 2023 Rays Media Guide was published by the Rays Baseball Communications department: Jason Wallace, Craig Vanderkam, Elvis Martinez, Jack Eidelberg, Sterling Bright, Allison Schubert, Maxwell Runde and Rachael Stone. Layout and design by Erik Ruiz and Craig Vanderkam. Additional data provided by the National Baseball Hall of Fame, Elias Sports Bureau, Stats LLC and Baseball Reference. Printed by Allegra Marketing in Tampa. Front and back cover photos by Skip Milos / Tampa Bay Rays, Robert Rogers / Tampa Bay Rays, J. Meric / Getty Images, David Seelig / Allsport, Andy Lyons / Getty Images, John Williamson / MLB via Getty Images, Doug Benc / Getty Images, Ezra Shaw / Getty Images, Ronald Martinez / Getty Images, Julio Aguilar / Getty Images.



## DID YOU KNOW?

162 Landing	207	International MLB Players	224
All-Star Balloting	368	Local Rays Players	282
All-Star Games	234	Non-Roster Invites on Opening Day Roster	361
Balanced Schedule	47	Organization Cycles	292
Birthdays	134	Organization Hitting Streaks	364
Catwalks	7	Organization League Champs	369
Community Leaders	360	Organization League MVPs	48
Cuba and the Rays	239	Organization No-Hitters	273
Debut, Rays to Win MLB	274	Original Rays	319
Doubleheaders, 7-Inning	232	Pitch Timer	231
Doubleheaders, All-Time	264	Postseason Leaders	436
Draft, 2023 Amateur	431	Qualifying Numbers	233
Ejection Leaders, All-Time	269	Reiner, Andrés	365
Employee Community Outreach Team (ECOT)	10	Roberto Clemente Award	270
Erik Walker Community Champion	322	Rookie Qualifications	230
Executive, Top Baseball	18	Save Rule	39
Extra-Inning Rules	222	Service Time with Rays, Longest	251
Expansion Draft Selections	159	Shortened Seasons	237
Former Rays to Manage	303	Smith, Paul C. and Lopez, Al	275
Ground Rules, Tropicana Field	130	Special Seats	9
Holidays, Rays Records on	218	Spring Training Invites	228
Home Run, First At-Bat as Ray	277	Statistics, How to Figure	34
Home Run, First PA at Tropicana Field	272	Steal Home, Rays to	267
Home Runs, Both Sides of Plate	248	Three-Batter Minimum	235
Home Runs, Rays Touch Tank	309	Triple Plays	289
Homegrown Rays	88	Waiver Rules	205
Hurricanes	74	Wills, Dave	437
Instant Replay	229	Youngest Rays to Debut	356



# RAYS ORGANIZATION



TYLER SCHANK / TAMPA BAY RAYS

ORGANIZATION

COACHES & STAFF

40-MAN ROSTER

NON-ROSTER INVITES

RECORDS & HISTORY

OPPONENTS

MINOR LEAGUE OPERATIONS

BROADCAST INFORMATION

TROPHICANA FIELD & MISCS.



# FRONT OFFICE DIRECTORY

## BUSINESS OPERATIONS OFFICERS

PRINCIPAL OWNER  
**Stuart Sternberg**

PRESIDENT  
**Matt Silverman, Brian Auld**

SR. V.P., ADMINISTRATION & GENERAL COUNSEL  
**John P. Higgins**

CHIEF PUBLIC AFFAIRS & COMMUNICATIONS OFFICER  
**Rafaela A. Amador Fink**

CHIEF FINANCIAL OFFICER  
**Rob Gagliardi**

CHIEF PLANNING & DEVELOPMENT OFFICER  
**Melanie Lenz**

CHIEF TECHNOLOGY OFFICER  
**Juan Ramirez**

CHIEF PEOPLE & CULTURE OFFICER  
**Jennifer Lyn Tran**

CHIEF BUSINESS OFFICER  
**Bill Walsh**

CHIEF PEOPLE & COMMUNITY OFFICER  
**Bill Wiener Jr.**

V.P., MARKETING  
**Patrick Abts**

V.P., PLANNING & DEVELOPMENT  
**Robbie Artz**

V.P., CREATIVE & BRAND  
**Warren Hypes**

V.P., COMMUNICATIONS & PUBLIC AFFAIRS  
**Devin O'Connell**

V.P., NATIONAL SALES & SPECIAL PROJECTS  
**Brian Richeson**

V.P., CORPORATE PARTNERSHIPS  
**Anthony Rioles**

V.P., ACCOUNTING  
**Patrick Smith**

V.P., TICKET SALES & SERVICE  
**Jeff Tanzer**

V.P., DIVERSITY, EQUITY & INCLUSION  
**Stephen Thomas**

V.P., COMMUNICATIONS & BASEBALL INFORMATION  
**Jason Wallace**

V.P., COMMUNICATIONS & BROADCASTING  
**De Anna Sheffield Ward**

V.P., FAN EXPERIENCE  
**Eric Weisberg**

## BASEBALL OPERATIONS OFFICERS

PRESIDENT, BASEBALL OPERATIONS  
**Erik Neander**

SR. V.P., BASEBALL OPERATIONS & GENERAL MGR.  
**Peter Bendix**

V.P., ASSISTANT GENERAL MANAGER, BASEBALL DEVELOPMENT  
**Will Cousins**

V.P., ASSISTANT GENERAL MANAGER, BASEBALL OPERATIONS  
**Carlos Rodriguez, Chanda Lawdermilk**

V.P., PLAYER PERSONNEL  
**Kevin Ibach**

V.P., BASEBALL SYSTEMS  
**Brian Plexico**

## BASEBALL OPERATIONS

SR. ADVISOR, PLAYER DEVELOPMENT & BASEBALL OPERATIONS  
**Mitch Lukevics**

SR. ADVISOR, SCOUTING & BASEBALL OPERATIONS  
**R.J. Harrison**

SPECIAL ASST. TO THE PRESIDENT & GENERAL MGR.  
**Bobby Heck**

SR. ADVISOR, BASEBALL OPERATIONS  
**Jon Daniels**

SPECIAL ASST., BASEBALL OPERATIONS  
**Denard Span**

DIR., BASEBALL OPERATIONS  
**Cole Figueroa, Hamilton Marx**

ASST. DIR., BASEBALL OPERATIONS  
**Samantha Bireley**

ASST. DIR., MAJOR LEAGUE OPERATIONS  
**Jeremy Sowers**

COORD., BASEBALL OPERATIONS  
**Brad Ballew**

COORD., STAFF DEVELOPMENT & RECRUITING  
**Erika Sperl**

ASST., BASEBALL OPERATIONS  
**Max Kassin, Mike Lambiaso, Isha Rahman**

MLB FELLOW  
**Kathryn Mooradian, Julian Valera**

## BASEBALL DEVELOPMENT

ASST. DIR., MINOR LEAGUE OPERATIONS & BASEBALL DEVELOPMENT  
**Simon Rosenbaum**

ANALYST, BASEBALL DEVELOPMENT  
**Jeff Sullivan**

COORD., BASEBALL DEVELOPMENT  
**Danielle Dockx**

ASST., BASEBALL DEVELOPMENT  
**Mathew Bennett**

## BASEBALL RESEARCH & DEVELOPMENT

DIR., PREDICTIVE MODELING  
**Taylor Smith**

LEAD ANALYST, BASEBALL RESEARCH & DEVELOPMENT  
**David Marshall, Salem Marrero, Jason Pelletiere**

SR. ANALYST, BASEBALL RESEARCH & DEVELOPMENT  
**Emmie Dolfi, Michael McClellan**

ANALYST, BASEBALL RESEARCH & DEVELOPMENT  
**Vibhor Agarwal, Josh Arthurs, Bryant Davis, Dylan Murphy, John Nicholson, Ben Smith, John Williams**

JR. ANALYST, BASEBALL RESEARCH & DEVELOPMENT  
**Mason Kellett, Erik Larsen, Michael Model, Timothy Morales, Dashiell Nusbaum, David Yamin, Kyle Young**

COORD., BASEBALL RESEARCH & DEVELOPMENT  
**Eleanor Weller**

DEVOPS ENGINEER  
**Louis Palma**

JR. DEVOPS ENGINEER  
**Nick Zeak**

## BASEBALL SYSTEMS

ENGINEERING MANAGER, BASEBALL SYSTEMS APPLICATIONS  
**Brandon Cordell**

ENGINEERING MANAGER, BASEBALL SYSTEMS UI/UX  
**Luke Fair**

DEVELOPER III, BASEBALL SYSTEMS  
**Avery Wilkening**

DEVELOPER II, BASEBALL SYSTEMS  
**Zack Strickland**

FRONT END DEVELOPER II, BASEBALL SYSTEMS  
**Rob Alonzi**

DEVELOPER I, BASEBALL SYSTEMS  
**Ted Lopez**

DATA ENGINEER, BASEBALL SYSTEMS  
**Todd Daniels, Travis Trapp**

JR. DATABASE ENGINEER  
**Rocco Matarazzo**

COORD., BASEBALL SYSTEMS  
**Grace Dowling**

CONSULTANT, BASEBALL SYSTEMS  
**Bryan Marble**

## BASEBALL PERFORMANCE SCIENCE

DIR., BASEBALL PERFORMANCE SCIENCE  
**Joe Myers**

ASST. DIR., PERFORMANCE SCIENCE & PLAYER DEVELOPMENT  
**Ryan Pennell**

LEAD BIOMECHANIST, PERFORMANCE SCIENCE  
**Mike McNally**

APPLIED BIOMECHANIST, PERFORMANCE SCIENCE  
**Jillian Hawkins**

ANALYST, PERFORMANCE SCIENCE  
**Keegan Henderson**

COORD., BASEBALL TRAINING METHODS  
**Brett Ebers**

COORD., MINOR LEAGUE VIDEO  
**Michael O'Toole**

COORD., VISION SCIENCE  
**Vishnu Sarpheshkar**

ASST., BASEBALL PERFORMANCE SCIENCE  
**Amanda Astrologo, Matthew Bruno, Natalie Campisi, Mackenzie Corrigan, Kevin Peralta**

## PRO SCOUTING

ASST. DIR., PRO PERSONNEL & PRO SCOUTING  
**Ryan Bristow**

COORD., PRO PERSONNEL & PRO SCOUTING  
**Tyler Chamberlain-Simon**

PRO PERSONNEL SPECIALIST  
**Mike Brown, Max Cohen, Jason Cole, Jason Grey, Nate Howard, Michael Langill, Tyler Stohr**

PRO SCOUTS  
**Ken Califano, J.D. Elliby, Ruddy Giron, Jose Gomez, Carlos Herazo, Ken Kravec, Jose Leroux, Dave Myers, Wood Myers, Cesar Ramirez, Eduardo Sanchez**

## AMATEUR SCOUTING

DIR., AMATEUR SCOUTING  
**Chuck Ricci**

ASST. DIR., AMATEUR SCOUTING  
**David Hamlett**

COORD., AMATEUR SCOUTING  
**Sydney Malone**

ASST., AMATEUR SCOUTING  
**Jake Girard**

SPECIAL ASSIGNMENT SCOUT  
**Jeff Cornell**

SOUTH CROSSCHECKER  
**Rickey Drexler**

SOUTHEAST REGIONAL SUPERVISOR  
**Kevin Effering**

NORTHEAST CROSSCHECKER  
**Joe Hastings**

PITCHING CROSSCHECKER  
**Ryan Henderson**

MIDWEST CROSSCHECKER  
**Brian Hickman**

WEST REGIONAL SUPERVISOR  
**Jake Wilson**

AREA SUPERVISORS, AMATEUR SCOUTING  
**Matt Alison, James Bonnici, Zach Clark, Austin Cousino, Tom Couston, Brett Foley, Tim Fortugno, Luke Harrigan, Milt Hill, Chris Hom, Jaime Jones, Reggie Lawson, ML Morgan, Brian Oliver, Victor Rodriguez**



AMATEUR SCOUTS, PART-TIME  
**Maleke Fowler, Jose Hernandez, Gilberto Martinez, Casey Onaga, Jack Sharp, David Jorn, Marcos Tovar, Lou Wieben**  
 DEVELOPMENT SCOUTS  
**Jeffrey Lavin, Jhonneris Mendez**

## INTERNATIONAL OPERATIONS & SCOUTING

DIR., INT'L OPERATIONS  
**Patrick Walters**  
 DIR., INT'L SCOUTING  
**Steve Miller**  
 ASST. DIR., INT'L OPERATIONS  
**Ronnie Blanco**  
 MGR., INT'L SCOUTING  
**Jeff Johnson**  
 ACADEMY ADMINISTRATOR, DOMINICAN REPUBLIC  
**Ruth Peguero**  
 CONSULTANT, INT'L OPERATIONS  
**John Gilmore**  
 AREA SCOUT & INT'L CROSSCHECKER  
**Victor Rodriguez**  
 INT'L CROSSCHECKER  
**Brad Budzinski**  
 BRAZIL SCOUT  
**Tiago Campos**  
 COLOMBIA SUPERVISOR  
**Angel Contreras**  
 COLOMBIA SCOUT  
**Alex Zuniga**  
 CURAÇAO SCOUT  
**Chairon Isenia**  
 DOMINICAN REPUBLIC SUPERVISOR  
**Daniel Santana**  
 DOMINICAN REPUBLIC REGIONAL CROSSCHECKER  
**Rigo De Los Santos**  
 DOMINICAN REPUBLIC SCOUTS  
**Miguel De La Cruz, Felix Fermin Jr., Remy Hernandez, Jorge Perez**  
 DOMINICAN REPUBLIC COORD., DATA/TECHNOLOGY  
**Manuel Castillo**  
 DOMINICAN REPUBLIC VIDEO ASST.  
**Joseph Paulino, Allen Rodriguez**  
 KOREA SCOUT  
**Joe Park**  
 JAPAN SCOUT  
**Tateki Uchibori**  
 MEXICO SCOUT  
**Karla Espinoza**  
 PANAMA SCOUT  
**Gustavo Zapata**  
 TAIWAN SCOUT  
**Keith Hsu**  
 VENEZUELA CROSSCHECKER  
**William Bergolla**  
 VENEZUELA SCOUTS  
**Juan Castillo, Carlos León, Sergio León, Marlon Roche, Frank Tineo**  
 VENEZUELA VIDEO ASST.  
**Carlos Bergolla**  
 SUPERVISOR, DOMINICAN REPUBLIC FACILITY OPERATIONS  
**Yunior Medina**  
 ASST., BASEBALL OPERATIONS, DOMINICAN REPUBLIC  
**Juan Polanco**  
 CO-LEAD INSTRUCTOR, D.R. ACADEMY EDUCATION  
**Junior Sencion, Gilberto Fernandez**  
 ADMINISTRATIVE ASST., VENEZUELA OPERATIONS  
**Heydi Nieves**  
 DOMINICAN REPUBLIC HITTING COORD.  
**Rafael Guerrero**  
 LATIN AMERICAN STRENGTH & CONDITIONING COORD.  
**César Gutierrez**  
 LATIN AMERICA MEDICAL ADMINISTRATOR  
**Oscar Orengo**

DOMINICAN REPUBLIC VIDEO ASST.  
**Luis Medina, Luis Trinidad**

## MAJOR LEAGUE STAFF

SR. DIR., TEAM TRAVEL & LOGISTICS  
**Chris Westmoreland**  
 ML VIDEO COORD.  
**Chris Fernandez**  
 COORD., MAJOR LEAGUE OPERATIONS  
**Bobby Kinne**  
 ASST., REPLAY & ADVANCE SCOUTING  
**Randell Kanemaru**  
 BULLPEN CATCHER/ML STAFF ASST.  
**Misha Dworken**  
 BULLPEN CATCHER  
**Zac Law, Charlie Valerio**  
 HEAD OF MENTAL PERFORMANCE  
**Justin Su'a**  
 MAJOR LEAGUE DIETITIAN  
**Courtney Ellison**  
 FOOD SERVICES MGR.  
**Erik Hart**  
 HEAD HOME CLUBHOUSE & EQUIPMENT MGR.  
**Tyler Wall**  
 HEAD VISITING CLUBHOUSE MGR.  
**Brandon Richesin**  
 ASST. HOME CLUBHOUSE MGR.  
**Thomas Culkin**  
 ASST. VISITING CLUBHOUSE MGR.  
**Tom Bernier**  
 HOME CLUBHOUSE ASST.  
**Jerry Culkin, Jonah McElwee, Torian Sands, Tommy Kehl**  
 CLUBHOUSE ATTENDANT., UMPIRES  
**Scott Cursi**  
 BAT BOY/HOME CLUBHOUSE ATTENDANT  
**Nick Bond, Nick Bodeker**  
 VISITING CLUBHOUSE ATTENDANT  
**Nick Cowan, Matthew Yarbrough**

## MAJOR LEAGUE MEDICAL AND S&C STAFF

HEAD ORTHOPEDIC TEAM PHYSICIAN  
**Dr. Koco Eaton**  
 ORTHOPEDIC PHYSICIAN  
**Dr. Douglas Carlan**  
 ORTHOPEDIC CONSULTANT  
**Dr. James Andrews**  
 HEAD PRIMARY CARE TEAM PHYSICIAN  
**Dr. John A. Gross**  
 MEDICAL TEAM PHYSICIAN  
**Dr. Christopher Salud**  
 TEAM CHIROPRACTOR  
**Dr. Christopher Williams**  
 HEAD ATHLETIC TRAINER/DIR., ML MEDICAL & PERFORMANCE INTEGRATION  
**Joseph Bengé**  
 FIRST ASST. ATHLETIC TRAINER  
**Mike Sandoval**  
 ASST. ATHLETIC TRAINER  
**Aaron Scott**  
 MEDICAL COORD., SPECIAL PROJECTS  
**Mark Vinson**  
 PHYSICAL THERAPIST  
**Wilson Diez**  
 ATC/ACUPUNCTURIST  
**Shinichiro Fukuda**  
 MASSAGE THERAPIST  
**Ray Allen, Homare Watanabe**  
 ML STRENGTH & CONDITIONING COORD.  
**Trung Cao**  
 ML STRENGTH & CONDITIONING ASST.  
**Joey Greany**  
 ML REHAB COORD. & PHYSICAL THERAPIST  
**Brad Epstein**  
 ML REHAB ATC  
**Joel Smith**

ML REHAB STRENGTH & CONDITIONING COACH  
**Bryan King**  
 ML REHAB PITCHING COACH  
**Rick Knapp**

## PLAYER DEVELOPMENT

DIR., MINOR LEAGUE OPERATIONS  
**Jeff McLerran**  
 ASST. DIR., MINOR LEAGUE OPERATIONS  
**George Pappas**  
 ASST. DIR., PERFORMANCE SCIENCE & PLAYER DEVELOPMENT  
**Ryan Pennell**  
 ASST. DIR., MINOR LEAGUE OPERATIONS & BASEBALL DEVELOPMENT  
**Simon Rosenbaum**  
 SR. ADMINISTRATOR, MINOR LEAGUE & INT'L OPERATIONS  
**Giovanna Rodriguez**  
 MGR., TEAM TRAVEL & LOGISTICS  
**Karly Fisher**  
 COORD., MINOR LEAGUE OPERATIONS  
**Wilson Made**  
 COORD., MINOR LEAGUE & INT'L OPERATIONS  
**Jeremy Sanders**  
 COORD., PLAYER DEVELOPMENT  
**Jairo De La Rosa**  
 ASST., MINOR LEAGUE OPERATIONS  
**Ryan Burnett**  
 FIELD COORD.  
**Alejandro Freire**  
 ASST. FIELD COORD.  
**Blake Butera**  
 PITCHING COORD.  
**Rolando Garza, Jim Paduch, Alberto Bastardo**  
 HITTING COORD.  
**Steve Livesey, Kyle Wilson, Will Bradley**  
 PITCHING STRATEGIST  
**Winston Doom**  
 CATCHING COORD.  
**Jeff Smith**  
 INFIELD COORD.  
**Ivan Ochoa**  
 OUTFIELD & BASERUNNING COORD.  
**Jared Sandberg**  
 MENTAL PERFORMANCE COORD.  
**Josh Kozuch**  
 MENTAL PERFORMANCE COACH  
**Jenny Ferriter, Kris Goodman, Carla Diaz**  
 ADVISOR, PLAYER EDUCATION  
**Milton Jamail**  
 EMPLOYEE & TEAM ASSISTANCE PROGRAM  
**Vince Lodato**  
 LANGUAGE EDUCATION COORD.  
**Lenore Sanchez**  
 AFFILIATE MEDICAL COORD.  
**Marty Brinker**  
 COMPLEX MEDICAL & REHAB COORD.  
**Scott Thurston**  
 STRENGTH & CONDITIONING COORD.  
**Chris Osmond**  
 ASST. STRENGTH & CONDITIONING COORD.  
**Paul Jones**  
 MINOR LEAGUE NUTRITION COORD.  
**Alex Roth**  
 MINOR LEAGUE DIETITIAN  
**Drew Jarmuz**  
 EQUIPMENT MGR.  
**Tim McKechney**  
 ASST. EQUIPMENT MGR.  
**Shane Rossetti**  
 CLUBHOUSE/MINOR LEAGUE NUTRITION ASST.  
**Sean Jones**



## ADMINISTRATION

EXECUTIVE ADMINISTRATOR  
**Mavis Gilbert**  
SR. COORD., MAIL SERVICES  
**Sam Reams**  
SR. COORD., PURCHASING  
**Mike Yodis**

## BROADCASTING

DIR., BROADCASTING  
**Christopher Mueller**  
COORD., BROADCASTING  
**Rebecca Carney**  
TELEVISION BROADCASTER  
**Brian Anderson, Dewayne Staats**  
RADIO BROADCASTER  
**Andy Freed, Neil Solondz**  
SPANISH RADIO BROADCASTER  
**Enrique Olliu, Ricardo Taveras**

## COMMUNICATIONS & PUBLIC AFFAIRS

MGR., COMMUNICATIONS & PUBLIC AFFAIRS  
**Devyn Amara, Kenzie Dill**  
MGR., COMMUNICATIONS  
**Elvis Martinez**  
COORD., COMMUNICATIONS  
**Sterling Bright, Allison Schubert**  
COORD., BASEBALL INFO & COMMUNICATIONS  
**Jack Eidelberg**  
COORD., PUBLIC AFFAIRS  
**Micaela Garcia**  
SPECIALIST, SOCIAL MEDIA  
**Pete Mackin, Aaron Oberley**  
SPANISH TRANSLATOR  
**Manny Navarro**

## CORPORATE PARTNERSHIPS

DIR., CORPORATE PARTNERSHIP SERVICES  
**Amanda Marquez**  
DIR., CORPORATE PARTNERSHIPS SALES  
**John Pope**  
MGR., CORPORATE PARTNERSHIPS SERVICES  
**Leslye Barnette, Danielle Bebbler, Jessica Smith**  
MGR., CORPORATE PARTNERSHIPS SALES  
**Ryan Mellon, Nina Phan, Cody Smoot, Meagan Weatherford**  
COORD., CORPORATE PARTNERSHIPS  
**Michael Lee, Kennedy Miner, Nick Wright**

## EMPLOYEE & COMMUNITY ENGAGEMENT

EXECUTIVE DIR., RAYS BASEBALL FOUNDATION  
**David Egles**  
DIR., COMMUNITY ENGAGEMENT  
**Kimberly Courts**  
DIR., CULTURE, TRAINING & DEVELOPMENT  
**Scott Wilson**  
DIR., HR & ORGANIZATIONAL ENGAGEMENT  
**Francisco Wen**  
MGR., COMMUNITY DEVELOPMENT  
**Will Wetzel**  
ADMINISTRATOR, EMPLOYEE ENGAGEMENT  
**Tom Melodayo**  
COORD., COMMUNITY ENGAGEMENT  
**Kaitlyn Klein, Reilly McGlumphy, Jalen Oliver**  
COORD., HR  
**Lauren Leshesky**

## FINANCE & ACCOUNTING

DIR., FINANCIAL PLANNING & ANALYSIS  
**Jason Gray**  
ASST. CONTROLLER  
**Karen Sanborn**

MGR., ACCOUNTING  
**Amanda Hudson, Rebecca Ray**  
MGR., PAYROLL  
**Lisa Little**  
FINANCIAL ANALYST  
**Katie Austin**  
SPECIALIST, PAYROLL  
**Jordan Lindsay**  
COORD., ACCOUNTING  
**A'Niya Sconiers**  
COORD., FINANCE  
**Amanda Weiner**  
ACCOUNTS PAYABLE ADMINISTRATOR  
**Debbie Sword**

## GAME OPERATIONS

DIR., PROMOTIONS  
**Stephon Thomas**  
DIR., FAN EXPERIENCE  
**Nicholas Armes**  
DIR., GAME PRESENTATION  
**Steven Boyer**  
MGR., GAME PRESENTATION  
**Katherine Lucas**  
ENGINEER, CONTROL ROOM OPERATIONS  
**Joe Clatch**  
SPECIALIST, MOTION GRAPHICS  
**Bob Booth**  
SR. COORD., FAN ENGAGEMENT  
**Sarah Edeker**  
SR. COORD., PROMOTIONS & EVENTS  
**Marc Schneider**  
COORD., FAN EXPERIENCE TRAINING  
**Kaitlin Flanagan**  
SPECIALIST, MASCOT  
**Will Harris**  
COORD., GAME & EVENT PRODUCTIONS  
**Demi Asensio**  
COORD., CONTROL ROOM  
**John Conarchy**  
COORD., CONTROL ROOM AV SYSTEMS  
**Kyle Inga**  
COORD., GAME PRESENTATION  
**Lyndsey Majer**

## INFORMATION TECHNOLOGY

DIR., INFORMATION TECHNOLOGY  
**Elpidio Ortega**  
DIR., PRODUCTION & BROADCAST SYSTEMS  
**Michael Weinman**  
NETWORK MGR., IT  
**Steven Xiong**  
SR. NETWORK ADMINISTRATOR  
**Nicolas Meneses**  
MGR., HELP DESK  
**Christian Ramirez**  
MGR., AV SVC & IT INFRASTRUCTURE  
**Justo Marcia**  
SR. COORD., HELP DESK  
**Satin Beisel, AJ Westcott, Ty Yang**  
SR. COORD., AV SVC & IT INFRASTRUCTURE  
**Seng Singnoth, Robert Wilcox**  
COORD., HELP DESK  
**Eddy Taveras**

## MARKETING

DIR., MARKETING & CREATIVE SERVICES  
**Emily Miller**  
MGR., DIGITAL MARKETING  
**Noelle Gonzalez**  
MGR., ADVERTISING  
**Josh White**  
MGR., VIDEO PRODUCTION  
**Kaitlyn Young**

SPECIALIST, VIDEO PRODUCTION  
**Jacob Lovelace**  
COORD., VIDEO  
**Casey Knopf**  
COORD., EMERGING TECHNOLOGY  
**Yuki Taketani**

## PUBLICATIONS & GRAPHICS

DIR., PHOTOGRAPHY  
**Will Vragovic**  
ART DIRECTOR  
**Vincent Caffiero**  
PROGRAM MGR., CREATIVE  
**Sharon McCaman**  
PROJECT MGR., CREATIVE  
**Teddi Woodson-Prade**  
SR. GRAPHIC DESIGNER  
**Erik Ruiz, Joe Sergio**  
MOTION GRAPHICS DESIGNER  
**Allasyn Lieneck**  
GRAPHIC DESIGNER  
**Lisa Walesheck**

## STADIUM OPERATIONS

SR. DIR., BUILDING OPERATIONS  
**George Dowling**  
SR. DIR., SECURITY & STADIUM OPERATIONS  
**Jim Previtara**  
SR. DIR., PARTNER & VIP RELATIONS  
**Cass Halpin**  
HEAD GROUNDSKEEPER/DIR. OF OPERATIONS, CHARLOTTE SPORTS PARK  
**Dan Moeller**  
DIR., BUILDING OPERATIONS  
**Chris Raineri**  
DIR., STADIUM OPERATIONS  
**Mike Ferrario**  
MGR., SYSTEMS  
**Eric Kampfmann**  
MGR., EVENT BOOKING  
**Nicole Bleece**  
MGR., BUILDING OPERATIONS  
**Nathaniel Kuusela**  
MGR., SECURITY  
**Cliff Legg**  
MGR., STADIUM OPERATIONS  
**Megan Paul**  
COORD., PARKING OPERATIONS  
**Richard Betancourt**  
COORD., STADIUM OPERATIONS  
**Isaac DeTemple, Alexis Malouf**  
COMMERCIAL TECHNICIAN  
**Daniel Force**  
CONVERSION TECHNICIAN  
**Gregory Johnson**  
PLUMBER  
**Conner Greeson, Wayne Suarez**  
SECURITY GUARD  
**Moustapha Faye, Vinny Paolozzi**

## STRATEGY & DEVELOPMENT

DIR., CONCESSIONS & RETAIL  
**Sanford Sternberg**  
SR. ANALYST, STRATEGY & ANALYTICS  
**Juan Dominguez**  
ANALYST, STRATEGY & ANALYTICS  
**Chandler Dempsey, Jarred Robidoux**

## TICKET SALES & SERVICE

DIR., TICKET OPERATIONS  
**Robert Bennett**  
DIR., TICKET SALES & SERVICE  
**Dan Newhart**  
DIR., TICKET SERVICES & TECHNOLOGY  
**Matt Fitzpatrick**  
DIR., TICKET OPERATIONS  
**Ken Mallory**





DIR., TICKETING & DIGITAL  
**Jimmy Reed**  
 MGR., TICKET SERVICES & TECHNOLOGY  
**Kayce Contatore**  
 MGR., SEASON MEMBERSHIP SERVICES  
**Jason Dessen**  
 MGR., TICKET OPERATIONS  
**Karen Jones**  
 MGR., TICKET SALES  
**Jeane Drury, Ryan Sullivan**  
 SR. COORD., TICKET SALES  
**Victor Hagenbucher**  
 COORD., DIGITAL EXPERIENCE  
**Erik Peksens**

COORD., TICKET OPERATIONS  
**Alec Podock**  
 SEASON MEMBERSHIP SERVICES SPECIALIST  
**Jared Consiglio, Zachary Grundt,  
 Taylor Roane, Alexa Restante**  
 SR. TICKET ACCOUNT EXECUTIVE  
**Carson Echelmeyer**  
 TICKET SALES ACCOUNT EXECUTIVE  
**Lindsay Auld, George Collins,  
 Brandon Harnick, Rafael Lazala,  
 Daniel Schonborn, Jared Tomasso**  
 TICKET SALES REPRESENTATIVE  
**Joshua Chiqui, Lauren Mullen,  
 Elizabeth Perry, Brandon Wu**

RECEPTIONIST  
**Sheryl Lucey**

**OWNERSHIP**

**Stuart Sternberg (Principal Owner),  
 Andrew Cader, Claude Focardi Family  
 Trust, Randy Frankel, Gary Goldring,  
 Robert Kleinert, Stephen Levick, Mac-  
 Dougal Family Limited Partnership,  
 Gary Markel, Timothy Mullen, Frank  
 Nagle, Daniel O'Connell, Frank Richard-  
 son, Estate of Lance Ringhaver, Thomas  
 Sansone, Stephen Waters**

**DID YOU KNOW?**

**CATWALK RUNDOWN**

The four catwalks located above the playing surface at Tropicana Field are labeled the A-, B-, C- and D-rings, with the lowest being the D-ring. Any fair ball that hits the lower two catwalks (C, D) is a home run. A fair ball that hits one of the top two catwalks (A, B) is in play. Any fair ball that stays on one of the top two catwalks is a ground-rule double. A foul ball that hits one of the catwalks is a dead ball.

- ◆ The **D-ring** ranges from 59 feet above the playing surface in CF to 121 feet behind home plate.
- ◆ The **C-ring** ranges from 99 feet in CF to 146 feet behind home plate.
- ◆ The **B-ring** ranges from 142 feet in CF to 173 feet behind home plate.
- ◆ The **A-ring** ranges from 181 feet in CF to 194 feet behind home plate.

In 25 seasons, 193 fair balls have hit catwalks: C-ring (105), B (44), D (38), A (6). This includes two during the relocated Rangers-Astros series in 2017 due to the devastation caused by Hurricane Harvey. Not included in that total is one fair ball that struck the roof, off the bat of MIN Miguel Sanó on Aug 7, 2016.

Five fair balls have hit catwalks in the postseason, all home runs: Evan Longoria off the C-ring in Game 1 of the 2008 ALDS vs. CHW, B.J. Upton off the C-ring in Game 6 of the 2008 ALCS vs. BOS, Willy Adames off the D-ring in Game 4 of the 2019 ALDS vs. HOU, TOR Danny Jansen off the D-ring in Game 2 of the 2020 AL Wild Card Series and Nelson Cruz off the C-ring in Game 1 of the 2021 ALDS vs. BOS.

Eight times a fair ball has hit a catwalk and not come down: TB Brett Phillips, April 12, 2022 vs. OAK (C-ring); TEX Joey Gallo, June 30, 2019 (D-ring); TB Avisail García, April 18, 2019 vs. BAL (D-ring); TB John Jaso, Sep 17, 2015 vs. BAL (C-ring); BOS David Ortiz, Sep 17, 2008 (D-ring); BOS Jason Bay, Sep 15, 2008 (C-ring); Carlos Peña, May 26, 2008 vs. TEX (B-ring); and José Canseco, May 2, 1999 vs. DET (B-ring).

Evan Longoria is the all-time leader in fair balls off the catwalk (11) and catwalk home runs (8). Alex Rodriguez and David Ortiz hit the catwalks five times, most of any visiting players. Carlos Peña hit the catwalks five times in 2007, most by any player in one season. All told, 42 different Rays have hit balls off the catwalks in the regular season: Evan Longoria (10), Jonny Gomes (8), Carlos Peña (8), Greg Vaughn (6), Fred McGriff (4), Steven Souza Jr. (3), José Canseco (3), Ben Grieve (3), Willy Adames (2), Curt Casali (2), Carl Crawford (2), Vinny Castilla (2), Avisail García (2), Travis Lee (2), Brett Phillips (2), Rocco Baldelli (1), Tim Beckham (1), Corey Dickerson (1), Logan Forsythe (1), Nick Franklin (1), Aubrey Huff (1), John Jaso (1), Matt Joyce (1), Pete LaForest (1), Brandon Lowe (1), Brendan McKay (1), Austin Meadows (1), Brad Miller (1), Logan Morrison (1), Eduardo Perez (1), Tommy Pham (1), Sean Rodriguez (1), Jared Sandberg (1), Kelly Shoppach (1), Grady Sizemore (1), Paul Sorrento (1), Bubba Trammell (1), B.J. Upton (1), Rickie Weeks Jr. (1), Gerald Williams (1), Randy Winn (1) and Mike Zunino (1).



# BUSINESS OPERATIONS



## STUART STERNBERG / PRINCIPAL OWNER

The 2023 season is the 18th under the leadership of Principal Owner Stuart Sternberg, who assumed control of the franchise in October 2005. Today, the massive rebranding of the club at the start of 2008 marks a watershed for two distinct eras of Rays baseball.

In the 15 seasons since then, the Rays own the 4th-best record in baseball at 1,267-1,062 (.544) and have made eight trips to the postseason, including four AL East division titles (2021, 2020, 2010, 2008) and two World Series appearances (2020, 2008). During this span, only three clubs (Dodgers, Yankees, Cardinals) have reached the postseason more often than the Rays, and only four (Astros, Dodgers, Giants, Phillies) have competed in more World Series.

This success comes after the Devil Rays amassed the majors' worst record at 645-972 (.399) over the club's first decade of existence.

"Sternberg is the connective tissue running through the two [World Series] teams," wrote Richard Justice on MLB.com. "His taking over the Rays in 2005 began one of the great turnarounds in baseball history, from one of the least successful franchises to one of the best."

Sternberg has built an organization that encourages experimentation and nurtures new ideas. In 2008, 2019 and again in 2021, *Baseball America* named the Rays its MLB Organization of the Year. This environment has cultivated some of the top leadership talent across the game, including numerous managers and general managers for both small- and large-market teams.

"You want to know why they have so many innovative strategies?" wrote *Tampa Bay Times* columnist John Romano. "Because owner Stu Sternberg is not constantly looking over their shoulders, tallying up every success and failure."

Sternberg takes great pride in the organization's community service and commitment to its employees. Under his leadership, an employee-first culture defines the organization. It is fostered through myriad initiatives, including a wellness program and a staff-led service group, the Employee Community Outreach Team (ECOT). As part of this commitment to community involvement, all employees are urged to spend one paid day each month volunteering. To date, total volunteer hours for the organization exceed 41,000.

Over the past six years, Sternberg and his partners have invested more than \$25 million in capital improvements to Tropicana Field—including upgrades to the video boards and speaker system; energy-efficient LED lights throughout the stadium; an overhauled food, beverage and retail space; and the versatile Left Field Edge. Since 2005, the Rays have invested more than \$55 million in upgrades to Tropicana Field.

Under his direction, the Rays have implemented a wide variety of fan-friendly policies. The organization was the first major league team to convert its ballpark to a cash-free facility, reducing wait times by up to 50 percent at concession and retail locations. The Rays commitment to technology and innovation has continued in recent years, and accelerated in the wake of COVID-19, with investment in new technologies and building systems to support mobile ticketing, mobile payments and promote a contactless and frictionless fan journey. The Rays also have been rated by ESPN as one of the most affordable experiences in all of sports.

Sternberg serves as chairman of MLB's Strategic Planning Committee. He is also a member of both MLB's Ownership Committee and its Diversity and Inclusion Board. Additionally, Sternberg is a member of the board of advisors for Moffitt Cancer Center.

Prior to his ownership of the Rays, Sternberg spent 25 years in the financial securities industry, serving as a partner in Spear, Leeds & Kellogg and then as a partner and managing director at Goldman Sachs, from which he retired in 2003. Sternberg and his wife, Lisa, have four children. He resides in St. Petersburg.





## MATT SILVERMAN / PRESIDENT

Matt Silverman enters his 20th season with the Rays and 15th as team president. Together, he and Brian Auld lead the club's operations both internally and externally.

Silverman returned to the team president role in the fall of 2017 after serving three seasons (2015-17) as president of baseball operations. He was first promoted to team president in October 2005 at the age of 29, and over the next nine years guided the franchise through the most progressive growth stage in its history. At the top of the list is the revitalization of the Rays. In the fall of 2007, Silverman directed a complete organizational rebranding including a new name, colors, uniforms and logo, a bright yellow sunburst.

While steering the baseball operations department, Silverman oversaw significant leadership changes, both on the field and in the front office. During this time, he and his staff engineered 36 trades involving nearly 100 players, restocking the organization's minor league pipeline (including the July 2017 signing of shortstop Wander Franco from the Dominican Republic). In December 2014, he hired Kevin Cash to become the fifth manager in Rays history. In November 2016, he elevated Erik Neander and others within the baseball operations department. One year later, his move back to team president completed the transition of baseball leadership, passing the baton to Neander as the team's top-ranking baseball official. Neander would eventually be recognized as MLB Executive of the Year and Cash AL Manager of the Year twice.

Silverman is board chairman of Starting Right, Now, which helps homeless high school students reach their potential. He is in his 10th year as the first chairman of the board of the Positive Coaching Alliance Tampa Bay, the regional chapter of the national nonprofit providing youth and high school athletes a positive, character-building youth sports experience. He also serves on the board of the Rays Baseball Foundation.

Prior to joining the Rays, Silverman worked closely with Stuart Sternberg at Goldman Sachs and orchestrated Sternberg's purchase of controlling interest in the franchise. In 2018, Silverman and Auld oversaw the Rays purchase of the Tampa Bay Rowdies USL soccer team, based in St. Petersburg. They now also serve as vice chairmen of the Rowdies, overseeing all franchise operations.

The Dallas native first met Auld in high school, and they graduated one year apart. He holds a bachelor of economics degree from Harvard University. Matt and his wife, Andrea, reside in St. Petersburg with their three daughters: Alexa, Samantha and Casey.

### DID YOU KNOW?

## SPECIAL SEATS

Fans at Tropicana Field will notice two golden seats, one white seat and one seat memorialized with a plaque in the right field seating area. The golden seat in the third row of Section 148 is the location where the Rays first home run landed, a two-run shot hit by Wade Boggs off DET Justin Thompson in the 6th inning of the Rays inaugural game on March 31, 1998. The other golden seat, in Section 144, marks the spot where Boggs' 3,000th hit landed, a two-run home run off CLE Chris Haney on Aug 7, 1999. The white seat in Section 140 (Row T, Seat 10) marks the spot where Dan Johnson's two-out, 9th-inning, game-tying home run landed against the Yankees in Game 162 of the 2011 season. Three innings later, Evan Longoria hit a walk-off homer to left field giving the Rays an 8-7 win, clinching the AL Wild Card.

Finally, on July 11, 2015, the Rays dedicated a special seat above the right field walkway that will always remain empty in remembrance of prisoners of war (POW) and those missing in action (MIA). Then-president of baseball operations Matt Silverman and pitcher Matt Moore joined World War II veteran and former POW Andrew H. Hines Jr. and Rep. David Jolly of the 13th Congressional District in the pregame ceremony.





## BRIAN AULD / PRESIDENT

Brian Auld begins his 18th season with the Rays and his ninth in his current position as team president. Together, he and Matt Silverman lead the club's operations both internally and externally.

In his tenure as team president, Auld has brought a renewed focus to the Rays mission—to energize the community through the magic of Rays baseball—by redoubling the Rays commitment to its community and to its employees.

Under Auld's leadership, the Rays have developed a thriving workplace culture. In addition to paid parental leave, adoption benefits, paid volunteer time and a wellness initiative, the Rays created a \$15 minimum wage for all part-time employees.

In 2018, Auld and Silverman oversaw the Rays purchase of the Tampa Bay Rowdies USL soccer team, based in St. Petersburg. They now also serve as vice chairmen of the Rowdies, overseeing all franchise operations.

Prior to Auld's promotion to team president, he oversaw a wide spectrum of the team's business operations, including the human resources, information technology, marketing, ticket sales, fan experience and stadium operations departments. Auld joined the Rays in June 2005 as director of planning and development, where he worked closely with Silverman to define organizational priorities and assist with the transition in ownership. Soon after, he played a key role in establishing the Employee Community Outreach Team (ECOT). All Rays staff may spend up to one paid workday each month volunteering in the community and ECOT assists by planning opportunities.

Before joining the Rays, Auld attended Harvard Business School, where he earned his MBA focusing on managing human capital, marketing and finance. Auld's previous work experience includes serving as lead teacher and director of development for the East Palo Alto Charter School in California.

Born in Berkeley, Calif., Auld received a bachelor's degree in economics and master's degree in education from Stanford University, where he also captained the lacrosse team. He and Silverman met in high school in Dallas, and graduated one year apart. Brian is proud to claim that he once trekked to the bottom of Mount Everest.

He currently serves on the boards of directors for the Rays Baseball Foundation, Big Brothers Big Sisters of Tampa Bay and CEOs Against Cancer. In addition, he serves on the Sports Advisory Council for Special Olympics Florida and is chair of the Tampa Bay Partnership.

Auld and his wife, Molly, reside in St. Petersburg and are proud parents of two daughters, Lucy and Mia, and a son, Jack.

### DID YOU KNOW?

## ECOT

Established in April 2008, the Rays Employee Community Outreach Team provides invaluable, voluntary man hours to community service agencies that enhance or improve the quality of life in the communities it serves. ECOT's philanthropic efforts give the Rays a year-round, goodwill presence in the community. Service projects are chosen from ideas suggested by employees.

"As part of our Employee Community Outreach Team program, we encourage all employees to take one paid day each month to volunteer in the community," said Rays President Brian Auld.

In total, Rays employees have logged more than 41,000 volunteer hours split between monthly ECOT events and other ongoing projects, including Meals On Wheels, Big Brothers Big Sisters mentoring program and time spent at the Ronald McDonald House.





## JOHN P. HIGGINS

SENIOR VICE PRESIDENT OF ADMINISTRATION & GENERAL COUNSEL

John P. Higgins joined the Rays organization as its first employee on April 1, 1995, when he was named the team's senior vice president and general counsel. In January 2016, he recommenced oversight of the organization's accounting and finance department after serving as the team's chief financial officer from 1999–2007. Higgins has practiced law in the Tampa Bay area since 1979, specializing in corporate, commercial and real estate law. He is also a certified public accountant. For three years, he represented Vince Naimoli and the rest of the Tampa Bay ownership group in its efforts to acquire a Major League Baseball franchise. In addition to his responsibilities with the Rays, he is "of counsel" to the Holland & Knight law firm. Higgins currently serves as a member of the board of directors for the Rays Baseball Foundation. He is also past chairman of the St. Petersburg Area Chamber of Commerce. He was the recipient of the 2013 Clutch Hitters Award from the Clutch Hitters of Tampa Bay organization. Higgins received his bachelor of business administration degree from the University of Notre Dame in 1975 and his juris doctorate degree from Duke University School of Law in 1979. He currently resides in St. Petersburg, his home since 1960, with his wife, Robin. They have two sons, Sean and Patrick, and two grandchildren, Ryan Matthew and Jordan Riley.



## RAFAELA A. AMADOR FINK

CHIEF PUBLIC AFFAIRS & COMMUNICATIONS OFFICER

Rafaela A. Amador Fink was promoted to chief public affairs and communications officer in November 2021 and enters her 10th season with the Rays. In this role, she oversees broadcasting, baseball information, communications, public affairs, social media, and diversity, equity and inclusion. She works across departments to ensure consistent and effective communication internally and externally, manages all crisis communications and serves as the club's government affairs liaison. Prior to joining the Rays, she served as an account director at a public relations and public affairs firm, was vice president of public affairs and communications at a chamber of commerce, worked in local politics and taught high school English. She received a 2009 Ford Foundation Fellowship for Regional Sustainable Development through the American Chamber of Commerce Executives and traveled to various cities in the United States and China throughout her course of study. Amador holds a bachelor's degree in international studies with a Spanish minor from the University of South Florida. She serves on the board of directors for The Orenda Foundation, Tampa Theatre, Tampa Bay EDC, Tampa Bay Chamber of Commerce and Tampa Bay Sports Commission, and is a member of the Tampa Bay Area Committee on Foreign Relations and USF's Women in Leadership and Philanthropy. She was also a founding board member of the New Leaders Council Tampa Bay chapter and served as an Honorary Commander at MacDill Air Force Base. Outside the office, she is a 200-hour certified yoga instructor and lives in Tampa with her husband, Jason, son, Maddox and rescue dog, Gonzo.



## ROB GAGLIARDI / CHIEF FINANCIAL OFFICER

Rob Gagliardi, who was named chief financial officer in 2015, oversees all accounting and finance operations in the Rays organization. Gagliardi joined the Rays in August 2007, bringing with him more than 15 years of managerial experience in developing and implementing financial-based initiatives for industry leaders Comcast and Ernst & Young. Previously, he was vice president of finance at Comcast, overseeing the Maryland, Delaware and Richmond region. Prior to Comcast, he worked for more than seven years at Ernst & Young, where he left as a senior manager in their assurance and advisory business services group. A Philadelphia native, Gagliardi earned a bachelor's degree in accounting from Villanova University and is a certified public accountant. He serves on the governance board for the Tampa Metro YMCA and was a 2017 finalist for the *Tampa Bay Business Journal's* CFO of the Year award. Rob and his wife, Gabrielle, reside in Tampa with their two children, Isabella and Max.





## MELANIE LENZ / CHIEF PLANNING & DEVELOPMENT OFFICER

Melanie Lenz was named chief planning and development officer in January 2018. Melanie joined the Rays in November 2006 to oversee key strategic projects and initiatives for the team, including managing the design and construction of the Rays spring training facility in Charlotte County. During her 16 seasons with the Rays, Melanie has provided leadership across many aspects of the organization, including business forecasting, media rights and broadcasting, hospitality, and community relations, and has built critical, long-term core business partnerships. She is responsible for the team's

long-term capital projects, ballpark planning and real estate development initiatives. Prior to joining the Rays organization, Melanie was a vice president in the Real Estate Division at the New York City Economic Development Corporation from 2000-06. During this time, she directed over 50 real estate transactions and development projects within the five boroughs of New York City, resulting in millions of square feet of new development. Melanie attended the University of Pittsburgh's Graduate School of Public and International Affairs and received her master's degree in urban and regional planning in 1999. She earned her bachelor's degree from Duquesne University in 1995. Melanie serves on the board of directors for the Tampa Downtown Partnership, St. Petersburg Downtown Partnership, Pinellas County Urban League and Zoo Tampa. She and her husband, Kurt, reside in St. Petersburg with their two sons.



## JUAN RAMIREZ / CHIEF TECHNOLOGY OFFICER

Juan Ramirez was promoted to chief technology officer in December 2021. In this role, he is responsible for the Rays technology strategies and operations. He manages the Rays information technology/audio and visual department and works across all segments of the organization to best utilize technology and improve the Rays digital infrastructure. Since joining the Rays organization in 2006, he has focused on maximizing network and application performance while relying on strong network infrastructure, centralized storage and virtualization. Ramirez has achieved his Cisco CCNP, Microsoft

MCSE and VMware VCP to retain hands-on technical skills and develop new strategies as the information technology field evolves. In 2007, he was named Rays co-Employee of the Year. Ramirez earned his bachelor's degree in computer information systems and retains many top information technology certifications. He and his wife, Nelly, reside in Tampa with their three children: Christian, Nelly and Kenya.



## JENNIFER LYN TRAN / CHIEF PEOPLE & CULTURE OFFICER

Jenn Tran begins her 27th year with the Rays and second as chief people and culture officer. In this role, she oversees human resources, community engagement, stadium and event operations, and fan experience. Tran will continue to enhance the employee-first culture at the Rays and drive employee engagement through exceptional benefits, wellness programming, training and development with a focus on diversity. She was named Rays co-Employee of the Year in 2009. A native of south St. Petersburg, she joined the Rays organization in 1996 as a member of the finance and administration

department, and has served several areas of the organization since then. In 1994, prior to joining the Rays, Tran worked for the City of St. Petersburg during its pursuit of a Major League Baseball franchise. Jenn earned her bachelor's degree in business management from Eckerd College. She currently maintains her senior certified professional designation from the Society for Human Resource Management and serves as both a board member and fervent volunteer for Feeding Tampa Bay. Jenn recently completed the Tour du Mont Blanc, a 113-mile solo trek through France, Italy and Switzerland. Jenn resides in Clearwater with her two dogs and in her free time, enjoys spending time at her cabin in the mountains of North Georgia.





## BILL WALSH / CHIEF BUSINESS OFFICER

Bill Walsh was promoted to chief business officer in December 2021. In this role, he oversees the departments central to consumer revenue generation, including business strategy and analytics, creative services, marketing, and ticket sales and service. Since joining the Rays in 2007, he has led a number of business development efforts for the club, including capital projects management, digital and mobile strategy, market analysis and technology investment. Walsh also led the initiative to convert Tropicana Field to a cash-free fan experience in 2019, one of the first professional sports venues in North

America to do so. Prior to the Rays, Walsh served as vice president of real estate development for the New York City Economic Development Corporation during the Bloomberg administration, where he worked with developers and community groups on public-private partnership projects totaling over \$1 billion in private investment. He earned a master's degree from Columbia University in 2003, where he studied urban planning and development, and a bachelor's degree from the University of Connecticut in 2001. He serves on the Board of Governors of the St. Petersburg Area Chamber of Commerce and was named Big Brother of the Year in 2012 through his volunteer activities with Big Brothers Big Sisters of Pinellas County. He and his wife, Audra, live in St. Petersburg with their three children: Teddy, Clara and Jacqueline.



## BILL WIENER JR. / CHIEF PEOPLE & COMMUNITY OFFICER

Bill Wiener Jr. enters his 27th year with the Rays and second as chief people and community officer. In this role, he oversees human resources, community engagement, and stadium and event operations. Wiener works to refine processes and develop greater efficiencies, focusing on the fan and employee experience. He was named Rays co-Employee of the Year in 2002. He joined the Rays organization in 1996 as a member of the administration department, and throughout his tenure with the Rays has gained experience in many facets of the business. In 2022, Bill was appointed by the Office of

the Commissioner to serve as trustee of Major League Baseball's league-wide insurance program. Prior to joining the Rays, he worked for the law firm retained by the Tampa Bay ownership group to acquire a Major League Baseball franchise. Wiener earned his bachelor's degree in pre-law and criminal studies from the University of South Florida. Outside of the office, Bill is involved with Buddy Baseball and currently coaches one of its teams. He and his wife, Elena, reside in Clearwater with their daughters, Kaitlyn and Brenna.



## PATRICK ABTS / VICE PRESIDENT, MARKETING

Patrick Abts joined the Rays as senior director, marketing in March 2022 and was promoted to vice president in January 2023. In this role, he leads the marketing team and oversees advertising, promotions and digital marketing. Abts spent nine years with the Tampa Bay Lightning, including the last four as director of consumer marketing and digital. With the Lightning, he developed the creation and execution of all business and marketing plans for the consumer marketing and digital department. Prior to the Lightning, he spent two seasons in marketing for the Florida Panthers. Abts earned a

bachelor's degree in history and anthropology from Washington State University and a master's degree in sports administration from Seattle University. He has served on the committee for the Tampa St. Jude Children's Research Hospital run/walk 5K event since 2015. He and his wife, Amy, reside in Tampa.





## **ROBBIE ARTZ** / VICE PRESIDENT, PLANNING & DEVELOPMENT

Robbie Artz was promoted to vice president of planning and development in January 2023. In this role, he is focused on long-term business planning and strategic initiatives, including ballpark development and working toward the next great home for the Rays in Tampa Bay. Artz supports a number of special projects with a focus on driving business development, growing community partnerships and positioning the business operations for continued success. He previously spearheaded the partnership with Charlotte County and the Rays spring training efforts, including a 2019-21 renovation project, and has played a key role in the development of the team's media strategy and partnerships. Artz joined the Rays in 2006 as an intern in corporate partnerships and spent time in fan experience before settling into the strategy and development function in 2008. He holds a law degree from Stetson University College of Law and a bachelor's degree in sports management from Temple University. A graduate of the Leadership St. Pete Class of 2014 and Leadership Tampa Class of 2018, he also serves on the Hillsborough/Pinellas Area Board of the United Way Suncoast. He and his wife, Sarah, reside in St. Petersburg.



## **WARREN HYPES** / VICE PRESIDENT, CREATIVE & BRAND

Warren Hypes was named vice president, creative and brand in January 2023 and enters his 14th season with the Rays. In this role, he oversees all internal and external creative content and branding efforts, as well as strategic design paths for all Rays marketing campaigns, on-field uniform initiatives and player-driven content pieces. Warren has been instrumental in the planning and execution of the club's 20th and 25th anniversary season celebrations. He joined the Rays as an intern in the marketing department, where he made an immediate impact on the visual communications of the team. He was named Rays co-Employee of the Year in 2015 and was recognized as an Under 40 Up & Comer by the *Tampa Bay Business Journal* in 2017. During his tenure with the Rays, Warren has ascended to roles of increased responsibility, eventually designing, developing and managing the largest in-house creative team in Major League Baseball. Hypes earned a bachelor's degree in marketing and communications from West Virginia University. Originally from Princeton, WV, his stepfather, Jim Holland, was the general manager of the Princeton Reds and Princeton Rays for 25 years. Hypes is a proud board member of Ronald McDonald House Charities Tampa Bay and resides in St. Petersburg with his wife, Brittany, and loveable Shiba Inu, Saki.



## **DEVIN O'CONNELL** VICE PRESIDENT, COMMUNICATIONS & PUBLIC AFFAIRS

Devin O'Connell was named vice president of communications and public affairs in January 2023 and enters her 18th season with the Rays. In this role, she focuses on corporate communications, often highlighting innovation and policy, as well as internal communications, social responsibility initiatives and military affairs, and she leads a small team of excellent relationship builders. She has held multiple roles since joining the Rays in 2006, including director of corporate partnership services and season ticket services specialist. Throughout her tenure, O'Connell has been the recipient of the Joyce Smith Community Spirit Award (2016) and Rays co-Employee of the Year (2014). Prior to the Rays, she worked in radio broadcasting and audio production in live music venues, recording studios and post-production facilities. She has degrees from the University of Florida and the New England Institute of Art. O'Connell volunteers with the Awards Committee for USF's Women in Leadership & Philanthropy and is on the board of directors for the Ybor City Chamber of Commerce. She was a member of the founding board of directors of WISE (Women in Sports and Events) Tampa Bay and continues to encourage the Rays and Rowdies corporate memberships in that organization. She is a big fan of early-morning workouts and wandering with her dog. She prefers to be outside, would love to stay awake long enough to read more and is grateful her partner loves to cook. She grew up in Tampa and lives in St. Petersburg with her family and their two mutts, Sandy and Lentil.







**BRIAN RICHESON**  
 VICE PRESIDENT, NATIONAL SALES & SPECIAL PROJECTS

Brian Richeson enters his 26th season in baseball and 17th with the Rays. In this role, he takes a national approach to corporate sales with outreach to national companies and agencies. His previous roles with the Rays have included vice president titles in corporate partnerships, sales and marketing, and sales and service. He joined the Rays in 2007 after eight years with the Diamondbacks as director of season ticket sales. He began his career with the Royals group sales department in 1998. Richeson earned his bachelor's degree from the University of Missouri. He serves on the executive board of directors of Leadership Tampa Bay, board of directors of the Florida Sports Foundation and Hillsborough Education Foundation, advisory board of Visit Tampa Bay, steering committee of the National Sports Forum, and is an Honorary Commander at MacDill Air Force Base. He and his wife, Nichole, reside in Tampa with their son, Brett.



**ANTHONY RIOLES** / VICE PRESIDENT, CORPORATE PARTNERSHIPS

Anthony Rioles was promoted to vice president of corporate partnerships in April 2022. In this role, he oversees all corporate partnerships sales and services, cultivating and forging fully-integrated, multi-layered marketing partnerships to help local, national and international brands leverage the Rays and Rowdies brand to achieve diverse business goals. Rioles joined the Rays as an intern in season ticket services in 2013 and spent two years in ticketing before settling into corporate partnerships. He earned his bachelor's degree in sports management with a business minor from Springfield College. Rioles serves on the American Heart Association Tampa Bay Heart Walk Executive Cabinet. He is also a member of the Sports Club of Tampa Bay, Valspar Championship's Copperheads aiding Tampa Bay area charities, and a graduate of the Leadership Tampa Bay Class of 2019. A Rhode Island native, he is passionate about seafood, snowboarding, skateboarding, wrestling, movies, Motown, the beach and a nice cigar. He currently resides in St. Petersburg with his partner, Dalia, and their puppy, Riggs.



**PATRICK SMITH** / VICE PRESIDENT, ACCOUNTING

Patrick Smith joined the Rays as the club's controller on Feb 2, 1998 and was promoted to vice president of accounting in January 2023. In this role, he is tasked with overseeing the team's day-to-day accounting and finance operations, treasury services, tax compliance, MLB reporting and several annual audits. He came to the Rays after nine seasons with the Tampa Bay Buccaneers as their controller in charge of all team accounting and NFL reporting requirements. Smith is a CPA and earned his bachelor's degree in accounting from Baldwin-Wallace University, where he worked in the sports information department and for the university radio station as a disc jockey and music director. He has volunteered for several years for Meals on Wheels. Originally from Cleveland, he and his wife, Betsy, have one son, Matthew.



**JEFF TANZER** / VICE PRESIDENT, TICKET SALES & SERVICE

Jeff Tanzer was named vice president of ticket sales and service in January 2018. In this role, he oversees all areas of ticket sales, service and retention including season tickets, group tickets, suite sales, ticket operations and ticket technology. Tanzer is entering his 18th season with the Rays. He was named Rays co-Employee of the Year in 2010. He joined the Rays in 2006 after working with the Atlanta Hawks and Atlanta Thrashers (2002-06) and Marlins (1998-2002) in a variety of ticket sales and sales management roles. He began his career in minor league baseball with the Lake Elsinore Storm in 1998. Tanzer earned his bachelor's degree in mass communication/public relations from the University of South Florida and his master's degree in sports administration from St. Thomas University. He currently serves as Board Chair for the Boys and Girls Clubs of the Suncoast. He and his wife, Shannon, reside in St. Petersburg.





## STEPHEN THOMAS / VICE PRESIDENT, DIVERSITY, EQUITY & INCLUSION

Stephen Thomas begins his 17th year in the Rays organization and his first as vice president of diversity, equity and inclusion. His goal is to create and nurture a diverse and inclusive environment that is empowered to positively impact our communities. Throughout his tenure, Thomas has been named a Rays co-Employee of the Year (2020) and the recipient of the Joyce Smith Community Spirit Award (2012). Prior to joining the Rays, he earned his bachelor's degree in sports management from Washington State University in 2006. A native of Vallejo, Calif., he resides in St. Petersburg with his wife, Julia, and daughter, Rue. Stephen's twin brother, Stephon, works for the Rays as director of promotions.



## JASON WALLACE VICE PRESIDENT, COMMUNICATIONS & BASEBALL INFORMATION

Jason Wallace joined the Rays as senior director, baseball communications in March 2022 and was promoted to vice president, communications and baseball information in January 2023. In this role, he oversees the club's baseball communications efforts, including its player and media relations, and serves as a contact for local, national and international media on interview requests for uniformed personnel. Wallace joined the Rays after 11 seasons with the Memphis Grizzlies, including two as senior director of communications and publications. He has previous experience with the San Antonio Spurs and Orlando Magic, where he spent eight combined seasons. Prior to the NBA, he completed internships with the Rhein Fire of NFL Europe, Houston Texans, Triple-A Richmond Braves and the PGA Tour. Wallace earned a bachelor's degree in exercise and sport sciences with a specialization in sport management from the University of Florida. Originally from Richmond, Va., he and his wife, Katie, have two sons, Andrew and Ryan.



## DE ANNA SHEFFIELD WARD VICE PRESIDENT, COMMUNICATIONS & BROADCASTING

De Anna Sheffield Ward joined the Rays as vice president, media and communications in January 2022 and transitioned to vice president, communications and broadcasting a year later. In addition to leading the broadcasting department and social media team, she assists with business communications and crisis communications. Ward spent 14 years in various marketing, communications, development and corporate partnership roles with Big Brothers Big Sisters of America and Big Brothers Big Sisters of Tampa Bay. She began her career working in local television as a reporter, anchor and community affairs host in six different television markets, including six years with WTSP-TV Tampa Bay from 2001-07. Ward earned her bachelor's degree in mass communications from Jackson State University and has certifications in fundraising and diversity, equity and inclusion. She spends time volunteering in the community as a member of Jack and Jill of America, Inc. and Delta Sigma Theta Sorority, Inc. and was named Tampa Bay's Big Sister of the Year in 2013. Ward and her husband, Rodney, reside in Apollo Beach with their two children, Payton and Jackson.



## ERIC WEISBERG / VICE PRESIDENT, FAN EXPERIENCE

Eric Weisberg enters his 16th season in the Rays organization and second as vice president of fan experience. In this role, he leads the fan experience and game presentation departments in creating a fun, positive service culture that emphasizes fan engagement. Prior to his current role, he spent five seasons leading the marketing and creative services department, including the last four as vice president of marketing and creative services. He was named Rays co-Employee of the Year in 2015. Prior to the Rays, Weisberg was the assistant director of guest services for the Kansas City Zoo and spent nearly 12 years in broadcast marketing roles for the Radio Disney Network and Walt Disney Parks and Attractions. He earned his bachelor's degree in radio, television and film from the University of Maryland. Weisberg serves on the board of directors at The Florida Aquarium and is a member of the Lee Roy Selmon Mentoring Institute. He and his wife, Mindy, reside in Riverview with their two daughters, Abby and Julia.



---

---

IN LOVING MEMORY  
**DAVE WILLS**  
1964 - 2023



# BASEBALL OPERATIONS



## ERIK NEANDER / PRESIDENT, BASEBALL OPERATIONS

Erik Neander (nee-ANN-der) was named president, baseball operations on Sep 8, 2021 and enters his sixth season as the club's top-ranking baseball official. As the leader of baseball operations, Erik collaborates with all areas of the department to set the vision and expectations for the entire operation. In addition to working to sustain a people-first culture, he directly oversees functional areas, including player evaluation and procurement, the major league coaching and support staff, and roster and staff management.

Neander, 39, begins his 17th season in the Rays organization. He joined the Rays as a baseball operations intern in January 2007 and was hired full-time in October 2007. He was later promoted to manager, baseball research and development in November 2009, director of baseball operations in November 2011, vice president of baseball operations in October 2014 and senior vice president of baseball operations and general manager on Nov 4, 2016. One year later, Matt Silverman shifted to team president after a three-year stretch as president of baseball operations.

With Neander as the club's top-ranking baseball official, the Rays have made the postseason in four consecutive seasons, extending the longest streak in team history. The Rays are one of six teams in the majors to make the postseason each year from 2019-22, joining the Astros, Braves, Cardinals, Dodgers and Yankees. Under Neander over the past four seasons, the Rays own the 4th-best record in baseball at 322-224 (.590). He and his group assembled a club that finished with the best record in the AL in both 2020 and 2021.

In 2021, the Rays went 100-62 and set a club record for wins in a single season. For the second time in three years (2019), the Rays were recognized as *Baseball America's* Organization of the Year. In the shortened 2020 season, Erik assembled a team that went 40-20 and reached the World Series. In 2019, the team's accomplishments earned industry acclaim for both Neander and the organization. Erik was selected by his peers as Major League Baseball's Executive of the Year and earned a similar honor from the *Sporting News*.

Of the current 40-man roster and 60-day IL, 31 players have been acquired since Erik was appointed the club's top-ranking baseball official (and 22 via trade). In December 2022, Neander signed Zach Eflin to a three-year, \$40 million deal, the largest by total value in franchise history for a free agent. Among the trade acquisitions are starting pitchers Shane Baz, Tyler Glasnow, Drew Rasmussen and Jeffrey Springs, as well as 2021 AL Rookie of the Year Randy Arozarena, Jalen Beeks, Christian Bethancourt, Garrett Cleavinger, Yandy Díaz, Pete Fairbanks, Manuel Margot, Isaac Paredes, Colin Poche, Harold Ramírez and Jose Siri.

In November 2021, Erik signed Wander Franco to an 11-year contract through 2032, including a club option for 2033. The contract represented the largest commitment to a player in the history of the franchise and the largest in major league history for a player with less than a year of major league service time.

The Rays enter the 2023 season ranked by *Baseball America* as the No. 6 farm system in the game, the sixth consecutive season they have placed among the pre-season's top 10 systems. The publication placed six Rays prospects on its pre-season top 100 list: Shane Baz (No. 31), Curtis Mead (No. 35), Taj Bradley (No. 44), Carson Williams (No. 52), Kyle Manzardo (No. 60) and Jonathan Aranda (No. 96).

Prior to joining the Rays, Erik worked for Baseball Info Solutions. The Oneonta, N.Y. native graduated from Virginia Tech with a bachelor's of science in food, nutrition and exercise. He and his wife, Jessica, reside in Tampa with their sons, Penn and Corbin; daughter, Eden; and their rescue animals.

### DID YOU KNOW?

## TOP-RANKING BASEBALL EXECUTIVES

The Rays have had four top-ranking baseball executives in franchise history.

<b>Chuck LaMar</b> , Senior VP, Baseball Operations & General Manager	7/19/95-10/6/05
<b>Andrew Friedman</b> , Executive VP, Baseball Operations	11/3/05-10/14/14
<b>Matt Silverman</b> , President, Baseball Operations	10/14/14-11/1/17
<b>Erik Neander</b> , Senior VP, Baseball Operations & General Manager President, Baseball Operations	11/1/17-9/7/21 9/8/21-Current





## PETER BENDIX

SENIOR VICE PRESIDENT, BASEBALL OPERATIONS & GENERAL MANAGER

Peter Bendix was promoted to senior vice president of baseball operations and general manager in December 2021 and begins his 15th season with the Rays. He assists Erik Neander with departmental oversight and has an increased focus on major league operations, such as player evaluation and procurement, roster management and the day-to-day functions of the major league club. He oversees the baseball systems group and works closely with other departments to facilitate learning and development. Bendix joined the

Rays as an intern in January 2009 and was later promoted to assistant of baseball operations, coordinator of baseball research and development, and director of baseball development. Before his promotion to his current role, he spent six seasons leading the baseball development department and served as vice president of baseball development from 2020-21. Bendix played baseball and tennis while growing up outside of Cleveland, and claims to be an excellent ping-pong player. He earned a degree in American studies from Tufts University and wrote for several publications before joining the Rays. He and his wife, Lauren, live in St. Petersburg.



## WILL COUSINS / VICE PRESIDENT, ASSISTANT GENERAL MANAGER

Will Cousins transitioned to vice president, assistant general manager in November 2022 and begins his ninth season with the Rays. In this role, he oversees baseball research and development, and reviews and optimizes resources across the baseball systems. He joined the Rays as an analyst in research and development in June 2015 and was later promoted to senior data scientist in November 2017, director of baseball research and development in February 2019 and vice president of baseball development in December 2021. Prior to joining the Rays organization, he spent three years research-

ing ocean waves at Massachusetts Institute of Technology. A native of Columbia, S.C., Cousins earned a degree in mathematics from Pepperdine University and a PhD in applied math from North Carolina State University. He and his wife, Katelyn, live in St. Petersburg with their daughters, Margot and Meadow.



## CHANDA LAWDERMILK

VICE PRESIDENT, ASSISTANT GENERAL MANAGER

Chanda Lawdermilk transitioned to vice president, assistant general manager in November 2022 and enters her sixth season with the Rays. In this role, she participates in the general management actions related to the baseball operations staff and leverages her decade of experience in recruiting and talent development within the baseball industry to increase diversity, elevate employee experience and harvest the most potential out of employees while supporting leaders in maintaining a strong

culture. Lawdermilk joined the Rays as director of staff development and recruiting in February 2018 and was promoted to vice president of baseball operations in December 2021. She previously worked for the Astros for 10 years and a private recruiting firm in the oil and gas industry. She is a longtime advocate for women's professional development and previously served on the board of WISE (Women in Sports and Events) Tampa Bay. The Texas A&M University graduate resides in St. Petersburg where she appreciates the weather, arts, sports and food that the region has to offer, and spending time with her loved ones.





## CARLOS RODRIGUEZ

VICE PRESIDENT, ASSISTANT GENERAL MANAGER

Carlos Rodriguez enters his 13th season with the Rays and fourth as vice president. He transitioned to vice president, assistant general manager in November 2022 following one season as vice president, baseball operations (2022) and two seasons as vice president, player development and international scouting (2020-21). In his role, Rodriguez assists both Erik Neander and Peter Bendix in all areas of baseball operations with an increased focus on major league operations, strategic initiatives and international operations. Rodriguez previously oversaw the player development and performance science departments and helped lead a transition to a more comprehensive development environment, including the expansion of sport nutrition initiatives and individualized player performance and wellness programs. These initiatives have contributed to the farm system leading the minors in winning pct. in each of the 2022 and 2021 seasons. In 2022, the organization's domestic affiliates went a combined 361-237 (.604) with a +634 run differential, both of which were best in the minors. From 2015-19, Rodriguez served as director of international scouting, following three years as director of Latin American scouting (2012-14). As director, he grew the Rays scouting presence around the globe and refined the organization's international evaluation and procurement processes. During this stretch, Rodriguez played a key role in scouting and signing José Alvarado, Jonathan Aranda, Vidal Bruján, Genesis Cabrera, Diego Castillo, Yonny Chirinos, Wander Franco, Ronaldo Hernández, René Pinto, Cristopher Sánchez and Jesús Sánchez, among others. Rodriguez joined the Rays in the fall of 2010 as a professional and international scout after four seasons with the Blue Jays as an area scout. In 2009, he signed Yan Gomes from Barry University, the first Brazilian-born player to reach the major leagues. A native of Puerto Rico, Rodriguez attended the University of North Florida where he played and served as an assistant coach. He graduated in 2004 after double majoring in international business and economics. He and his wife, Omayra, reside in Tampa with their daughter, Eva Marie.



## KEVIN IBACH / VICE PRESIDENT, PLAYER PERSONNEL

Kevin Ibach was promoted to vice president, player personnel in November 2022 and begins his 11th season with the Rays. In this role, he oversees both the internal and external evaluation of professional players and helps lead the effort on all player acquisitions. He also continues to supervise the Rays pro personnel and pro scouting departments, managing the flow of information between scouts and baseball operations leadership. Ibach joined the Rays as a pro scout in October 2012 and was later promoted to director of pro scouting in November 2015 and senior director of pro personnel and pro scouting in January 2020. He is entering his 23rd season in professional baseball. Before joining the Rays, he spent five years with the Marlins as a Midwest area scout and seven years as a baseball operations coordinator with the Orioles. Ibach graduated from La Salle University, where he majored in communication and played shortstop. He then signed a contract with the Schaumburg Flyers of the independent Northern League. Kevin and his wife, Laurie, reside in Geneva, Ill., with their three daughters: Adalyn, Kinley and Harper.



## BRIAN PLEXICO / VICE PRESIDENT, BASEBALL SYSTEMS

Brian Plexico was promoted to vice president, baseball systems in November 2022 and begins his 18th season with the Rays. In this role, he is responsible for software applications for scouting, statistics and player analysis. Plexico joined the Rays as a software programmer in April 2006 and was later elevated to architect of baseball systems in November 2008, director of baseball systems in December 2015 and senior director of baseball systems in November 2020. Before joining the Rays, Plexico spent several years as a software developer for various companies, most recently a defense contractor in Charleston, S.C. He earned a degree in physical education with an emphasis in sports medicine from the College of Charleston. He lives in St. Petersburg and has three daughters: Maicie, Hollis and Laurel.





## JON DANIELS / SENIOR ADVISOR, BASEBALL OPERATIONS

Jon Daniels joined the Rays as senior advisor, baseball operations in November 2022. In this role, his focus is on supporting baseball operations senior leadership while utilizing his extensive experience in the industry to help further inform decision making. He joined the Rays after 21 seasons with the Rangers, including 17 overseeing their baseball operations department. Daniels was the longest-tenured top-ranking baseball official in Rangers history. He joined the Rangers as a baseball operations assistant in 2002, was promoted to director of baseball operations in October 2003 and to assistant general manager in July 2004. On Oct 4, 2005, he was appointed as the eighth general manager in Rangers history. At 28 years, 41 days at the time of his appointment, he became the youngest general manager in major league history. He was promoted to president, baseball operations and general manager in March 2013. He built a postseason club in five of his last 13 seasons with the Rangers and won the AL West four times (2010-11, 2015-16). The Rangers made back-to-back World Series appearances in 2010-11 and went to the postseason in three consecutive years from 2010-12. Over that span, Daniels was named *Baseball America's* Major League Executive of the Year in 2010 and the Rangers were selected as the Topps Organization of the Year in 2012. Daniels graduated from Cornell University with a degree in applied economics and management in 1999. He and his wife, Robyn, have three children: Lincoln, Harper and Charlotte.



## R.J. HARRISON / SENIOR ADVISOR, SCOUTING & BASEBALL OPERATIONS

R.J. Harrison joined the Rays in September 1995 as one of the first hires by the club. He enters his 47th year in professional baseball and 28th with the Rays. He served as director of scouting from 2005-15 after one year as assistant director of scouting. He previously served as western U.S. crosschecker, national crosschecker and national scouting coordinator. In January 2020, he was honored as a Legend of Scouting by the Professional Baseball Scouts Foundation. Prior to the Rays, he spent five seasons as an area scout for the Mets and eight seasons as a manager or coach in the Mariners and Giants organizations. He was drafted as a catcher by the Cardinals in 1975 and was a member of the FSL champion St. Petersburg Cardinals that season. He converted to pitcher the following year and played six more seasons in the Cardinals and Mariners systems before moving to the dugout. Harrison is a graduate of Arizona State University and played in two College World Series. He and his wife, Jane, reside in Phoenix. They have two daughters, Lauren and Anna, and two grandchildren, Roxana and Cash, with a third due in March.



## BOBBY HECK SPECIAL ASSISTANT TO THE PRESIDENT & GENERAL MANAGER

Bobby Heck enters his 12th season in the Rays organization. With Erik Neander's promotion to president of baseball operations in September 2021, Heck transitioned from special assistant to the general manager to special assistant to the president and general manager. He joined the Rays as a special assignment scout in October 2012 and was promoted to special assistant, baseball operations in the summer of 2015. Previously, Heck served six years as the assistant general manager and scouting director for the Astros, during which time the Astros drafted Jason Castro, Carlos Correa, Delino DeShields, Mike Foltyniewicz, Dallas Keuchel, J.D. Martinez, Brett Phillips, George Springer and many other major leaguers. He also spent a combined 12 years scouting for the Rangers and Brewers. Heck graduated from Florida International University and earned a master's degree in sports management from St. Thomas (Fla.) University. A former minor league catcher in the Athletics system, he now resides in Winter Garden, Fla., with his wife, Nicole. Their daughter, Jordyn Reed, is a sports reporter/anchor for the CBS affiliate in Madison, Wis.





## MITCH LUKEVICS

SENIOR ADVISOR, PLAYER DEVELOPMENT & BASEBALL OPERATIONS

Mitch Lukevics begins his 49th year in professional baseball, 28th with the Rays and fourth in his role as senior advisor, player development and baseball operations. From 2006-19, he served as director of minor league operations. He joined the Rays in November 1995, serving as pitching coach for the Gulf Coast League team for one season before he was named assistant to player development and scouting in 1997. In 2012, Minor League Baseball honored Lukevics with the prestigious Sheldon "Chief"

Bender Award, presented to a baseball executive with distinguished service who has been instrumental in player development. In 2016, he was inducted into the Florida State League Hall of Fame. The 1975 White Sox second-round pick worked in the Chicago farm system as a pitching coach (1981-85) and minor league administrator (1986-88) before directing the Yankees minor league operations from 1989-95. As a pitcher, Lukevics was 24-5 at Penn State, where he earned a degree in health and physical education. As a freshman in 1973, he pitched 8.1 innings in a 3-1 loss to Arizona State in the College World Series opener. He spent six seasons in the White Sox system. Mitch is the father of two children, Matt and Megan, and the grandfather of four: Matt Jr., Billy IV, Audrey and Saddle. He and his wife, Frances, were married in July 2014.



## DENARD SPAN

/ SPECIAL ASSISTANT, BASEBALL OPERATIONS

Denard Span joined the Rays full-time as special assistant of baseball operations in December 2020. In this role, he leverages his experience as a player to help multiple departments within baseball operations build better programs and processes. He also serves as a mentor and sounding board to players at all levels. Span spent 11 seasons in the majors as an outfielder with the Twins (2008-12), Nationals (2013-15), Giants (2016-17), Rays (2018) and Mariners (2018). He hit a combined .281 and collected 1,498 hits, 72 3B, 71 HR and 185 SB. He tied for the NL lead with 184 hits in 2014, and led his league

in triples in 2009 and 2013. Span finished 6th in the AL Rookie of the Year voting in 2008. A Tampa native who grew up attending games at Tropicana Field, he was selected by the Twins in the first round (20th overall) of the 2002 Amateur Draft out of Tampa Catholic High School. He starred on the Crusaders 2001 state championship team, and was inducted to the school's Hall of Fame in 2010. Span also created the Denard Span Foundation to serve and empower single parent households through transportation, education and grocery programs. He and his wife, Anne, live in Tampa with their children, DJ, Jace and Jada.



## CHRIS WESTMORELAND

SENIOR DIRECTOR, TEAM TRAVEL & LOGISTICS

Chris Westmoreland was promoted to senior director of team travel and logistics in January 2022 and enters his 26th season with the Rays. He has overseen major league team travel since January 2014. Westmoreland joined the Rays in October 1997 as minor league equipment manager and was promoted to major league equipment and home clubhouse manager in 2003. He was named the 2013 Equipment Manager of the Year by Major League Baseball. In November 2011, he served as equipment manager for a team

of MLB All-Stars that traveled to Taiwan. In 2007, Westmoreland was named Rays co-Employee of the Year. He served as president of the Major League Baseball Clubhouse Managers Association from 2007-08. Prior to joining the Rays, Westmoreland spent two seasons as minor league equipment manager for the Expos and two seasons as clubhouse manager for the Double-A Knoxville Smokies of the Blue Jays organization. He also spent a spring as a clubhouse assistant for the Rangers as well as the MLB All-Star Game at Rangers Ballpark in Arlington. Westmoreland attended Santa Fe Community College in Gainesville and the University of Tennessee. He resides in Bradenton with his wife, Jenny, and has two daughters, Sierra and Brooklin.







## COLE FIGUEROA / DIRECTOR, BASEBALL OPERATIONS

Cole Figueroa was promoted to director of baseball operations in December 2021. In this role, he focuses on the procedures, development and long-term growth of the baseball operations staff, in addition to assisting with the major league roster and transactions. He joined the front office in December 2016 as assistant of baseball development and was later promoted to assistant director of hitting development. He spent three seasons in the majors with the Rays (2014), Yankees (2015) and Pirates (2016). A native of Tallahassee, he was selected by the Padres in the sixth round of the 2008 Amateur

Draft out of the University of Florida. He and his wife, Natalie, reside in Tampa with their son, Coleman.



## HAMILTON MARX / DIRECTOR, BASEBALL OPERATIONS

Hamilton Marx enters his ninth season with the Rays and third as director of baseball operations. Among a variety of duties, he focuses on the Amateur Draft, player valuation and contractual matters, including salary arbitration—all areas of concentration since joining the department as an intern in 2015. Prior to his promotion, Marx spent the previous three seasons working in amateur scouting, including the last two as assistant director. The Midland, Texas native earned a bachelor's in business administration from Notre Dame, spent four years as a CPA with PricewaterhouseCoopers in Dallas

and earned his MBA from Duke University. He also spent a summer interning in the MLB Labor Relations department. He and his wife, Maggie, live in Parrish with their daughters, Adeline and Maren.



## JEFF McLERRAN / DIRECTOR, MINOR LEAGUE OPERATIONS

Jeff McLerran was promoted to director of minor league operations in September 2019 and enters his 13th season with the Rays. In this role, he leads the day-to-day operations of the Rays minor league system. He joined the Rays minor league operations department in 2011 and was promoted to assistant director in 2015, working alongside longtime Rays farm director Mitch Lukevics. A native of Leawood, Kan., McLerran graduated from the University of North Carolina with a bachelor's in business administration. He and his wife, Meredith, live in Tampa with their daughters, Rylan and Myles.



## STEVE MILLER / DIRECTOR, INTERNATIONAL SCOUTING

Steve Miller was promoted to director of international scouting in September 2019 and oversees scouting activities and personnel outside the U.S. and Canada. He enters his 10th season with the Rays after spending the first six as international crosschecker. Prior to the Rays, he spent seven years scouting for the Blue Jays, as an area scout from 2006-10 and a regional crosschecker from 2011-13. Miller earned a degree in business administration from Huntingdon (Ala.) College and earned his master's from Wichita State University. He spent 13 years as a college baseball coach before moving into the

professional ranks. Miller resides in Chicago with his wife, Salina, and their sons, Connor and Royce.





## JOSEPH MYERS / DIRECTOR, BASEBALL PERFORMANCE SCIENCE

Joseph Myers, PhD, ATC joined the Rays in January 2016 as director of baseball performance science. In this role, he works to advance the use of science and technology within the baseball operations department. Myers came to the Rays from the University of North Carolina at Chapel Hill, where he spent nine years as a professor of exercise and sports science, and an adjunct professor of orthopaedics. He received a bachelor's degree in athletic training from West Chester (Pa.) University, a master's in sports medicine from UNC and a PhD in sports medicine from the University of Pittsburgh. Myers also directed

the Human Movement Science Doctoral Program while at UNC. He and his family reside in St. Petersburg.



## CHUCK RICCI / DIRECTOR, AMATEUR SCOUTING

Chuck Ricci was promoted to director, amateur scouting in October 2022. In this role, he is responsible for all day-to-day scouting activities within the United States, Canada and Puerto Rico in preparation for the draft. He joined the Rays in October 2013 and served as national crosschecker for his first nine seasons in the organization. Prior to the Rays, Ricci worked in the Cleveland organization as national crosschecker (2005-12), regional crosschecker (2000-04) and mid-Atlantic area scout (1998-99). He was selected by the Orioles in the fourth round of the 1987 Amateur Draft and spent 11 seasons in the

minors as a right-handed pitcher in the Orioles (1987-93), Phillies (1994-95), Red Sox (1996), Athletics (1997) and Expos (1997) systems. He made 7 apps in relief with the Phillies in 1995, his only career major league action. He and his wife, Anne, reside in Williamsburg, Va., and have two children, Ryan and Gabby.



## TAYLOR SMITH / DIRECTOR, PREDICTIVE MODELING

Taylor Smith was promoted to director of predictive modeling in December 2021. In this role, he oversees the organization's player valuation models and provides mentorship and oversight to baseball research and development staff. He joined the Rays organization as an analyst in the research and development department in May 2018 and was later promoted to lead analyst. Prior to joining the Rays, Smith interned in the research and development department for the Dodgers. He graduated from the University of Georgia with joint bachelor's and master's degrees in statistics, a bachelor's degree in

mathematics and a certificate in data science. A native of Canton, Ga., he now resides in St. Petersburg.



## PATRICK WALTERS / DIRECTOR, INTERNATIONAL OPERATIONS

Patrick Walters was promoted to director of international operations in September 2019 and begins his 14th season with the Rays. In this role, he oversees operations and staff at the Latin American academies. He joined the Rays as a baseball operations intern in 2010 and has served a variety of international and player development roles since then, including two years as assistant director of international operations. The Montgomery, Ala. native earned his bachelor's and master's degrees from the University of Alabama. In college, he was a volunteer student athletic trainer for the football team and interned for the Double-A Montgomery Biscuits. He and his wife, Amanda, live in Lakewood Ranch.



# RAYS IN THE COMMUNITY



## RAYS BASEBALL FOUNDATION

*Official Charity of the Tampa Bay Rays*



**THE TAMPA BAY RAYS ARE COMMITTED TO BEING A STRONG COMMUNITY PARTNER AND ENERGIZING OUR COMMUNITY THROUGH THE MAGIC OF RAYS BASEBALL.**

The Rays Baseball Foundation, a 501(c)(3) organization and the official charity of the Rays, is dedicated to improving the lives of those in need within our community, focusing primarily on education, youth development, wellness and social responsibility. Key contributors to the foundation include Rays owners, players, corporate partners, fans and employees.

### HURRICANE RELIEF

The Rays Baseball Foundation donated \$1 million in support of Hurricane Ian relief efforts to the Charlotte Community Foundation, Feeding Tampa Bay, Harry Chapin Food Bank, Team Rubicon and the United Way of Charlotte County. As in the wake of Hurricanes Charley, Dorian, Harvey, Irma, Maria and Michael, the Rays sought to bring aid to those impacted by Hurricane Ian by hosting a supply drive and collaborating with community partners and nonprofit organizations with expertise in delivering aid. Thanks to the outpouring of support from fans and partners, the Rays delivered several truckloads of supplies to those in need in Charlotte County. Due to damage to Charlotte Sports Park caused by Hurricane Ian, the Rays began 2023 spring training at Disney's ESPN Wide World of Sports Complex.

Separately, the Rays organization created a Hurricane Relief Fund for its full-time staff residing in those affected areas. Grants were issued to assist in lessening the financial burden associated with hurricane related damage and other immediate needs.

### PROGRAMS

#### HOME RUN CLUB

In 2010, the Big Game James Club was started by James and Ryane Shields. The club, later to be named the Home Run Club in 2013, consists of a donated suite for foster children and their families. Even though founders James and Ryane Shields

are no longer members of the Rays organization, their legacy of advocating for children in foster care lives on. The club continues to offer a sense of stability and belonging to hundreds of foster children. More than 30,000 suite tickets have been donated for foster children and families to attend the Home Run Club. Two participating organizations have hosted events resulting in numerous adoptions for local foster children.

#### RAYS JERSEY PROGRAM

Since 2014, the Rays Jersey Program has outfitted more than 95,000 Tampa Bay area Tee Ball players and coaches with jerseys and caps. The program serves nearly 80 leagues in nine area counties and has saved the leagues more than \$1 million in equipment costs. As a result of these savings, officials from some of the participating leagues have noted that they have the ability to pass these savings along to participant families. They have also been able to repair their scoreboards, provide upgrades to dugouts, add fencing for fields, purchase additional equipment and grounds crew supplies and repair concession stands and other areas of their facilities.

#### RAYS SCIENCE OF BASEBALL

In June 2022, Rays baseball operations staff taught STEM curriculum at Academy Prep campuses in Lakeland, Tampa and St. Petersburg. Across five days at each campus, staff members taught over 1,400 hours of lessons from the Rays Science of Baseball program, which includes subjects such as geometry, physiology and statistics. The program culminated with a career day at Tropicana Field.



## READING WITH THE RAYS

Since 2006, the Rays Baseball Foundation's summer reading program, Reading with the Rays presented by Suncoast Credit Union, has encouraged kids to avoid summer reading loss by participating in a fun and interactive reading program over the summer months. More than 500,000 Tampa Bay area students from nine surrounding counties have participated since its inception. The program is made possible through a partnership with the Tampa Bay Times Newspaper in Education, the Rays and public library systems in Charlotte, Citrus, Hernando, Hillsborough, Manatee, Pasco, Pinellas, Polk and Sarasota counties.

## TEAM SMILE

Since 2018, the Rays have partnered with Team Smile, an advocacy group that partners dental professionals with professional athletic organizations to provide life-changing dental care to underserved children in their communities. In 2018-19, the Rays hosted more than 400 children from the Boys & Girls Clubs of the Suncoast and local foster care groups for a free dental day at Tropicana Field. In 2022, Team Smile provided free dental care to children from Campbell Park Elementary and John Hopkins Middle School. The children received dental work free of charge, including X-rays, screening and educational material on how to protect their teeth. The value of care provided since 2018 has totaled nearly \$225,000.

## SOUTH ST. PETERSBURG NEIGHBORHOOD INITIATIVE

The Rays launched the South St. Petersburg Neighborhood Initiative in response to the tragic 2009 shooting death of 8-year-old Paris Whitehead in south St. Petersburg, an underrepresented community that borders Tropicana Field. This program benefits the following organizations and initiatives:

- ◆ Academy Prep Center of St. Petersburg
- ◆ Boys & Girls Clubs of the Suncoast
- ◆ Burg Baseball
- ◆ Campbell Park Elementary
  - Field Days
  - Great American Teach In
  - Mentoring
  - Rays Room
- ◆ Feeding Tampa Bay Mobile Pantry
- ◆ Field Renovations
- ◆ John Hopkins Middle School Food Pantry

## SCHOLARSHIPS

Since 2008, the Rays Baseball Foundation has teamed up with local partners to provide more than \$2 million in college scholarships to students participating in the Take Stock in Children program in Hillsborough, Manatee, Pasco, Pinellas and Sarasota counties. The foundation also funds the Academy Prep Centers for Education Scholarships in Tampa, St. Petersburg and Lakeland, the St. Petersburg College Foundation First Generation Scholars, Barry Jones Memorial Scholarship and the Don Zimmer Memorial Scholarship.

## GRANTS

### COMMUNITY FUND GRANT PROGRAM

The Rays Community Fund Grant Program provides assistance to local nonprofits in the Tampa Bay region. These grants help enhance and support current programs offered by community-based nonprofit organizations. The foundation has invested more than \$1.9 million in over 350 local nonprofits through this program.

### COMMUNITY PARTNERSHIP PROGRAM

The Rays Baseball Foundation is proud to maintain long-standing partnerships with key community organizations throughout Tampa Bay. The foundation provides over \$500,000 in grants each year to established community partners in support of existing programs that serve our region.

## SOCIAL JUSTICE

The Rays committed \$100,000 annually to support causes that fight systemic racism within our country. With the goal of amplifying the important, ongoing work done by those on the front lines of this effort, the Rays launched a social justice microsite, highlighting the Racial Equity Grant Program, BIPOC businesses in Tampa Bay, educational resources ranging from museums to print and digital media, and local social justice and community development organizations. For more information, visit [raysbaseball.com/socialjustice](http://raysbaseball.com/socialjustice).

## RAYS IN THE COMMUNITY

### ECOT

The Rays Employee Community Outreach Team (ECOT) was established in 2008 to provide invaluable volunteer hours to community service agencies that enhance or improve the quality of life in the communities they serve. In total, Rays employees have logged more than 41,000 volunteer hours to support nonprofits in the Tampa Bay region.



## IN-KIND DONATIONS

Each year, the Rays donate thousands of tickets, suites, experiences and autographed memorabilia to assist organizations in our nine neighboring counties to raise funds for their respective causes.

## PLAY BALL

The goal of Rays Play Ball is to celebrate youth baseball and softball while simultaneously encouraging participation in all forms of the game. The Rays do this through support of youth leagues, the Rays Jersey Program, field renovations and various Play Ball events, including MLB's Play Ball Weekend.

On Aug 13, 2022, the Rays hosted children with unique abilities for the second Rays Baseball Magic Clinic at Tropicana Field. Children and their buddies from Buddy Baseball completed various stations, receiving instruction on hitting, pitching and fielding. The Rays Baseball Foundation also supports Buddy Baseball with a \$5,000 annual grant.

## PLAYER & RAYS WIVES PROGRAMS

### LOWE'S HOME RUNS FOR HOPE

For every home run Rays infielder Brandon Lowe hits, he and his wife, Madison, will donate \$100 to the Crisis Center of Tampa Bay. The Rays Baseball Foundation will also contribute \$100 per home run in support of Lowe's "Home Runs for Hope" campaign. To date, the campaign has raised over \$15,000. The Crisis Center of Tampa Bay provides a range of services to ensure that no one in the community has to face a crisis alone. It is open 24 hours a day, 365 days a year as the community gateway to help. People who are struggling with a variety of crisis situations including sexual assault or abuse, domestic violence, financial distress, substance abuse, medical emergency, suicidal thoughts and other emotional or situational problems can connect to hope and healing.

### LOWE'S LEGENDS

As part of the Lowe's Legends program, Brandon and Madison Lowe host youth baseball and softball players from local leagues for Rays games throughout the season, including special meet and greet opportunities. Lowe's Legends is a program focused on supporting and inspiring youth to play the game of baseball or softball.

### TUESDAY'S CHAMPION

Before every Tuesday home game at Tropicana Field, the Rays host a child from the Children's Dream Fund or Make-A-Wish Foundation at the ballpark as a part of a special program called "Tuesday's Champion." The kids, accompanied

by their families, are invited to participate in a VIP experience which includes being on the field during batting practice, where they can meet and interact with Rays players and coaches. They are then treated to dinner in the Rays Club before taking the field and throwing out the ceremonial first pitch. Along with these experiences, they are given a personalized jersey and a bat to commemorate the experience. The children selected for the program are battling life-threatening illnesses and occasionally come straight from the hospital for this special experience.

## RAYS FAMILIES

Throughout the season, the Rays Families support the community through various initiatives. In 2022, the Rays Families supported the Crisis Center of Tampa Bay and the Rays Baseball Foundation.

## FUNDRAISING

### 50/50 CHARITY RAFFLE

Through the Rays Baseball Foundation 50/50 Charity Raffle, one lucky fan will walk away with a cash prize. Fans in the state of Florida can purchase tickets online or at Tropicana Field during Rays home games. Some exclusions apply. For more information, visit [raysbaseball.com/5050](https://raysbaseball.com/5050).

### GAMEDAY MEMORABILIA

Rays Authentics offers a wide variety of game-used and team-issued memorabilia. All proceeds benefit the Rays Baseball Foundation. For more information, visit [raysbaseball.com/gameday](https://raysbaseball.com/gameday).

### SCOREBOARD MESSAGES

Fans can create a lasting memory at Rays home games by purchasing a scoreboard message. All proceeds benefit the Rays Baseball Foundation. For more information, visit [raysbaseball.com/scoreboard](https://raysbaseball.com/scoreboard).

### SHIRTS OFF OUR BACKS

The Rays Baseball Foundation hosts the annual Shirts Off Our Backs fundraiser each year during the final Rays homestand of the regular season. Fans can donate to the Rays Baseball Foundation in exchange for scratch-off cards, with the chance to win game-worn jerseys, tickets to Rays home games or other prizes. For more information, visit [raysbaseball.com/shirts](https://raysbaseball.com/shirts).

**For the latest Rays in the Community news, please visit [raysbaseball.com/community](https://raysbaseball.com/community) or follow @RaysCommunity on Twitter.**



# COACHES & STAFF



WILL VRAGOVIC / TAMPA BAY RAYS



16

MANAGER

# KEVIN CASH

**Kevin Forrest Cash**



OPENING DAY AGE **45**

POSITION PLAYED **Catcher**

BORN **12/6/77** in Tampa, FL

RESIDES **St. Petersburg, FL**

TENURE **This is his 24th season in professional baseball, 21st at the major league level, ninth as a major league manager.**

## MANAGING & COACHING CAREER

- ◆ His career 640-554 (.536) record is the best winning pct. of any manager in club history...named the fifth manager in Rays history on Dec 5, 2014, and is the 2nd-longest tenured behind his predecessor, Joe Maddon (2006-14)...on Oct 9, 2018, agreed to a contract extension through the 2024 season with a club option for 2025...would pass Maddon in tenure on Opening Day 2024.
- ◆ Is the 2nd-longest-tenured manager with his current team behind CLE Terry Francona (11th season)...Tito had Cash as a player in Boston and as a bullpen coach in Cleveland.
- ◆ Three other current managers are former members of his coaching staff: Rocco Baldelli (Twins), Derek Shelton (Pirates) and Matt Quatraro (Royals)...on Oct 25, 2018, Baldelli and Charlie Montoyo (Blue Jays) were both hired away for managerial jobs...became the first manager to lose two members of his staff to big league managing jobs in one offseason since FLA Jim Leyland after winning the 1997 World Series.
- ◆ Has been ejected 13 times as Rays manager, 3rd in franchise history behind Joe Maddon (37) and Larry Rothschild (15).
- ◆ In **2022**, managed the Rays to a 86-76 record and led them to a fourth straight postseason berth, extending the longest streak in club history...led the Rays to a fifth consecutive winning season.
- ◆ Survived 31 different players totaling 42 stints on the injured list...only four players from the Opening Day roster remained active all season: RH Jason Adam, OF Randy Arozarena, RH Corey Kluber and INF Taylor Walls...their injured list reached 17 players on July 14 and from July 27-29, tying the single-game club record (Aug 16-17, 2021; Aug 19-22, 2021; Aug 24-25, 2021)...according to Spotrac's tracker, the Rays totaled 2,296 days on the injured list, 3rd in the majors behind the Reds (2,638) and Twins (2,363).
- ◆ Used 61 players, matching the club record from 2021 and tied with the Mets for most among 2022 postseason teams...his 37 pitchers used (excluding position players) fell one shy of matching the club record from 2021.
- ◆ Had 26 pitchers record a win, 2nd in major league history behind the 2016 Braves (28)...used 11 pitchers to record a save, tied for 3rd in the majors behind the Dodgers (12) and Yankees (12).
- ◆ Used 158 different batting orders in 162 games, tying the franchise record from 2021.
- ◆ Ejected twice in a span of 10 games (May 22 at BAL, June 1 at TEX) after going 225 games without an ejection from Sep 2, 2020-May 21, 2022.
- ◆ In **2021**, managed the Rays to a 100-62 record, a club record for wins in a season over 2008 (97)...led the Rays to back-to-back division titles.
- ◆ Named AL Manager of the Year by the BBWAA, receiving 19 of 30 first-place votes...became the first AL manager to win in back-to-back seasons and second manager overall, joining ATL Bobby Cox in 2004-05...his back-to-back wins followed 3rd-place finishes in both 2018 and 2019.
- ◆ Remains one of 16 to win multiple BBWAA Manager of the Year Awards, joining 4-time winners Bobby Cox, Tony La Russa and Buck Showalter, 3-time winners Joe Maddon, Dusty Baker, Jim Leyland, Bob Melvin, Lou Piniella and Terry Francona and 2-time winners Sparky Anderson, Davey Johnson, Tommy Lasorda, Jack McKeon, Mike Scioscia and Joe Torre.
- ◆ Named *Sporting News* AL Manager of the Year for a third consecutive season...became the second manager to win in three straight seasons, joining ATL Bobby Cox (2002-05).
- ◆ Used 61 players and 38 pitchers (excluding position players), both of which set club records.



- The Rays won the division despite no pitcher qualifying for the ERA leaderboard...excluding the shortened 2020 season, joined the 2018 Dodgers and 2017 Astros among the only teams in major league history to accomplish that.
- Used 14 different pitchers to record a save, setting a major league record over the 2021 Cubs (12), 2020 Rays (12) and 1973 Rangers (12).
- On June 25 vs. LAA, his 500th win as Rays manager came against his predecessor Joe Maddon, who is the winningest manager in club history.
- As manager of the defending AL champions, Cash managed the AL All-Star Team to a 5-2 win at Coors Field and brought the Rays coaching staff with him...previously he was selected to join Terry Francona's staff for the 2017 All-Star Game at Marlins Park and AJ Hinch's staff for the 2018 All-Star Game at Nationals Park.
- In the shortened **2020** season, captured his first division title as a manager and led the Rays to the best winning pct. in franchise history.
- Named AL Manager of the Year by the BBWAA, receiving 22 of 30 first-place votes...became the second manager in Rays history to win the award, following Joe Maddon in 2008 and 2011.
- His .667 winning pct. was the 3rd-highest for a BBWAA Manager of the Year since the award was introduced in 1983...trailed SEA Lou Piniella (.716) in 2001 and NYY Joe Torre (.704) in 1998.
- Served a 1-game suspension on Sep 2 at NYY, the first of his career, for his postgame comments the night before...after Aroldis Chapman threw at Mike Brosseau's head in the 9th inning on Sep 1, Cash stated, "I have a whole damn stable full of guys that throw 98 miles per hour"
- Managed the Rays to the second AL pennant in franchise history...won "winner take all" games in the ALDS vs. NYY and ALCS vs. HOU.
- At 42 years old, was the youngest manager to reach the World Series since Ozzie Guillén (41) when the White Sox swept the Astros in 2005.
- Became the first to play in the Little League World Series (Northside Little League in Tampa) and manage a team to the Fall Classic.
- At age 41 in **2019**, was the youngest AL East manager to lead his team to the postseason since 1995, when NYY Buck Showalter (age 39) and BOS Kevin Kennedy (age 41) both did it.
- Spent the **2015-18** seasons as the majors' youngest manager until Rocco Baldelli was hired by the Twins...was hired the day before his 37th birthday, and became the youngest manager since A.J. Hinch piloted the 2009 D-backs at the age of 34.
- Is the sixth Tampa-born manager in major league history, and second to manage the Rays... that list includes Hall of Famers Al Lopez and Tony La Russa, Lou Piniella (for whom Cash played in 2005), Dave Miley and John Hart.
- Is the second Florida State University alum to manage the Rays, joining the franchise's first manager, Larry Rothschild.
- For two seasons (**2013-14**) before joining the Rays, served as the bullpen coach for Cleveland under Terry Francona, whom he played for with the Red Sox in 2007-08 and 2010.
- In **2012**, he was a major league advance scout for the Blue Jays.
- Finished his playing career with Triple-A Round Rock in the Rangers organization in **2011**... after the minor league season, he served as an advance scout for the major league team for the rest of 2011 and was at Tropicana Field the night Evan Longoria hit his walk-off homer in "Game 162" to send the Rays to the postseason.

### LONGEST TENURED MANAGERS WITH CURRENT TEAM

MANAGER, TEAM	CURRENT SEASON	HIRE DATE
Terry Francona, CLE	11th	10/6/12
<b>Kevin Cash, TB</b>	<b>9th</b>	<b>12/5/14</b>
Craig Counsell, MIL	9th, 8th full	5/4/15
Scott Servais, SEA	8th	10/23/15
Dave Roberts, LAD	8th	11/23/15

### RAYS MANAGERS, ALL-TIME

	W	L	PCT.
<b>Kevin Cash (2015-)</b>	<b>640</b>	<b>554</b>	<b>.536</b>
Joe Maddon (2006-14)	754	705	.517
Lou Piniella (2003-05)	200	285	.412
Hal McRae (2001-02)	113	196	.369
Larry Rothschild (1998-2001)	205	294	.411

## PLAYING CAREER

- Played professionally for 12 seasons (2000-11) with six organizations, including parts of eight seasons in the majors with five different teams from 2002-10...played all but 20 games in his career with AL East teams...played for four of the five teams in the division...appeared in 241 games (189 starts), all at catcher.
- Threw out 26.7 pct. (43 of 161) of attempted base stealers in his career...the major league average during his career was 24.4 pct.
- Caught two seasons in the Rays organization, including 13 games with the major league club in 2005...became the second former Devil Rays/Rays player to manage in the major leagues,





joining Ozzie Guillén (White Sox/Marlins)... since then, Mickey Callaway (Mets), Gabe Kapler (Phillies/Giants), Dave Martinez (Nationals) and Rocco Baldelli (Twins) have joined this group.

- ◆ Started for the U.S. team in the Futures Game in Milwaukee in 2002 and was a September call up by the Blue Jays later that year.
- ◆ Delivered his first major league hit on Sep 11, 2002 at CLE, a single off Dave Burba...his first home run came the following season on Sep 27 vs. CLE against Terry Mulholland.
- ◆ Was in the Opening Day lineup for the Blue Jays in 2004 and started a career-high 50 games...was the Jays regular catcher until mid-May, when he went on the injured list with a rib injury... returned in June and served as a backup to Gregg Zaun the rest of the season...threw out 42.4 pct. (14 of 33) of attempted base stealers, 4th-best among major league catchers (min. 50 starts).
- ◆ Acquired by the Devil Rays from the Blue Jays for Chad Gaudin at the 2004 Winter Meetings in Anaheim...was up with the Devil Rays in 2005 for 39 days (June 13–July 22) replacing veteran Charles Johnson, who was released...homered in his first at-bat as a Ray, and remains one of 14 who have done that...it came on June 15 vs. MIL off Victor Santos...in that same game, he caught Hideo Nomo's 200th career win, automatically qualifying Nomo for Meikyukai, one of Japan's two baseball halls of fame...of his 5 hits as a Ray, two were home runs...Cash's only other homer as a Devil Ray came off Hall of Famer Randy Johnson on June 21 at NYY in a 20-11 loss.
- ◆ Was on the 40-man roster for former Rays Manager Joe Maddon's first spring training camp in 2006, but spent the entire season at Triple-A Durham and never played for Joe.
- ◆ Received World Series rings from the 2007 Red Sox and 2009 Yankees...joined the Red Sox for the last six weeks of the 2007 season when catcher Doug Mirabelli went on the injured list... was on the Red Sox ALDS roster, but did not play.
- ◆ Started 42 games for the Red Sox in 2008, including all 30 of Tim Wakefield's starts...homered in Game 4 of the ALCS vs. TB at Fenway Park off Andy Sonnanstine...was in the visitors' dugout at Tropicana Field when the Rays clinched the AL pennant with a 3-1 win in Game 7.
- ◆ Was up with the Yankees for two weeks in 2009 (May 12-27) and appeared in 10 games while Jorge Posada was on the injured list.
- ◆ In his last major league season in 2010, he was traded from the Astros back to the Red Sox on July 1 when catchers Jason Varitek and Victor Martinez went on the injured list...in the final

start of his career on Oct 2 vs. NYY, he played a key role in a Red Sox win that helped propel the eventual AL East champion Rays into a first-place tie with the Yankees with a game to play...his bases-loaded walk in the 8th inning tied the game that was eventually won, 7-6, by the Red Sox.

## AMATEUR CAREER

- ◆ Played infield in high school and college...played three seasons at Florida State University...his junior year (1999), hit .317 (80-for-252) with 14 HR and 58 RBI, earning second team All-ACC honors... named Most Valuable Player of the Tallahassee Regional in the 1999 College World Series.
- ◆ Kevin, his father, Mike, and his late uncle, Ron, all played in the College World Series; Ron with Florida State in 1970 and Mike with Georgia Southern in 1973...all three were infielders... Mike was drafted in the 27th round by the Giants in 1974 and played five seasons in the Giants and Phillies chains...in 1976 with Fresno in the Class-A California League, he had 22 HR and 102 RBI...only one other player in the Giants organization hit more home runs that season: Bobby Murcer hit 23 with the big league club... Ron played two seasons in the majors with the Tigers (1973-74) and hit .297 in 34 career games.
- ◆ At FSU, he played in the first-ever Devil Rays game, a spring exhibition at Al Lang Field on Feb 26, 1998...Cash played first base for FSU and went 0-for-2 in the Devil Rays 6-3 win.
- ◆ Undrafted out of FSU in 1999...he spent the summer with the Falmouth Commodores in the Cape Cod League, where he was named the team's Most Valuable Player...that summer he went to Manager Jeff Trundy and volunteered to move from infielder to catcher after illness and injury sidelined the team's two catchers...Kevin threw out two baserunners in his first inning behind the plate, and the position switch stuck.
- ◆ On Aug 7, 1999—the same day Wade Boggs delivered his 3,000th career hit at Tropicana Field—he signed as a non-drafted free agent with the Blue Jays...he then worked with Ernie Whitt to develop his craft behind the plate.
- ◆ Graduated from Gaither High School in North Tampa, where he was All-State in 1996 under coach Frank Permy, who retired in 2014 after 31 years at the school and passed away in April 2020...he was cut from the school's fall team during his sophomore season.
- ◆ Grew up in Tampa and was a member of the Tampa Northside Little League team that advanced to the 1989 Little League World Series in Williamsport, Pa....he was one of three



11-year-olds on a team of 12-year-olds...Kevin's Northside team was later invited to play in the first "game" ever played at Tropicana Field (then the Florida Suncoast Dome)...the youngsters played a Wiffle ball contest as part of the dome's opening ceremonies in February 1990...his father was an original Rays season ticket holder.

16-year-old Camden, the oldest daughter of Kevin and his wife, Emily, had open-heart surgery at the same hospital in 2007, when she was only 17 months old...the couple has two other children: daughter Ella (15) and son J.D. (10).

## PERSONAL & MISC.

- ◆ Kevin and his family volunteer at Johns Hopkins All Children's Hospital in St. Pete...

## MANAGERIAL RECORD

YEAR	CLUB	LEAGUE	WON	LOST	PCT.	POSITION
2015	Tampa Bay	American	80	82	.494	Fourth
2016	Tampa Bay	American	68	94	.420	Fifth
2017	Tampa Bay	American	80	82	.494	Third
2018	Tampa Bay	American	90	72	.556	Third
2019	Tampa Bay	American	96	66	.593	Second
2020	Tampa Bay	American	40	20	.667	First
2021	Tampa Bay	American	100	62	.617	First
2022	Tampa Bay	American	86	76	.531	Third
<b>Major League Totals</b>			<b>640</b>	<b>554</b>	<b>.536</b>	

## CAREER BATTING

YEAR	CLUB	AVG	G	AB	R	H	2B	3B	HR	RBI	SH	SF	HB	BB-I	SO	SB	CS	GDP	OBP	SLG
2000	Hagerstown	.245	59	196	28	48	10	1	10	27	1	1	1	22-1	54	5	3	7	.323	.459
2001	Dunedin	.283	105	371	55	105	27	0	12	66	4	1	8	43-2	80	4	3	11	.369	.453
2002	Tennessee	.277	55	213	38	59	15	1	8	44	0	2	1	36-2	44	5	2	4	.381	.469
	Syracuse	.220	67	236	27	52	18	0	10	26	2	1	2	25-0	72	0	1	3	.299	.424
	<b>Toronto</b>	<b>.143</b>	<b>7</b>	<b>14</b>	<b>1</b>	<b>2</b>	<b>0</b>	<b>0</b>	<b>0</b>	<b>0</b>	<b>0</b>	<b>0</b>	<b>0</b>	<b>1-0</b>	<b>4</b>	<b>0</b>	<b>0</b>	<b>1</b>	<b>.200</b>	<b>.143</b>
2003	Syracuse	.270	93	326	37	88	28	2	8	37	0	3	2	29-1	81	1	0	14	.331	.442
	<b>Toronto</b>	<b>.142</b>	<b>34</b>	<b>106</b>	<b>10</b>	<b>15</b>	<b>3</b>	<b>0</b>	<b>1</b>	<b>8</b>	<b>5</b>	<b>1</b>	<b>1</b>	<b>4-0</b>	<b>22</b>	<b>0</b>	<b>0</b>	<b>6</b>	<b>.179</b>	<b>.198</b>
2004	<b>Toronto</b>	<b>.193</b>	<b>60</b>	<b>181</b>	<b>18</b>	<b>35</b>	<b>9</b>	<b>0</b>	<b>4</b>	<b>21</b>	<b>0</b>	<b>2</b>	<b>4</b>	<b>10-0</b>	<b>59</b>	<b>0</b>	<b>0</b>	<b>3</b>	<b>.249</b>	<b>.309</b>
2005	Durham	.293	42	147	25	43	10	0	9	27	1	2	3	12-0	42	0	0	3	.354	.544
	<b>Tampa Bay</b>	<b>.161</b>	<b>13</b>	<b>31</b>	<b>4</b>	<b>5</b>	<b>1</b>	<b>0</b>	<b>2</b>	<b>2</b>	<b>0</b>	<b>0</b>	<b>1</b>	<b>1-0</b>	<b>13</b>	<b>0</b>	<b>0</b>	<b>3</b>	<b>.212</b>	<b>.387</b>
2006	Durham	.183	78	240	17	44	10	1	2	21	3	1	5	24-0	74	1	2	7	.270	.258
2007	Pawtucket	.176	59	176	22	31	7	0	7	25	5	2	2	23-0	56	0	0	4	.276	.335
	<b>Boston</b>	<b>.111</b>	<b>12</b>	<b>27</b>	<b>2</b>	<b>3</b>	<b>1</b>	<b>0</b>	<b>0</b>	<b>4</b>	<b>0</b>	<b>1</b>	<b>1</b>	<b>4-0</b>	<b>13</b>	<b>0</b>	<b>0</b>	<b>2</b>	<b>.242</b>	<b>.148</b>
2008	<b>Boston</b>	<b>.225</b>	<b>61</b>	<b>142</b>	<b>11</b>	<b>32</b>	<b>7</b>	<b>0</b>	<b>3</b>	<b>15</b>	<b>0</b>	<b>2</b>	<b>0</b>	<b>18-1</b>	<b>50</b>	<b>0</b>	<b>0</b>	<b>6</b>	<b>.309</b>	<b>.338</b>
2009	Scranton/W-B	.221	23	68	7	15	1	0	2	9	0	0	0	9-0	23	0	0	4	.312	.324
	<b>New York-AL</b>	<b>.231</b>	<b>10</b>	<b>26</b>	<b>1</b>	<b>6</b>	<b>2</b>	<b>0</b>	<b>0</b>	<b>3</b>	<b>0</b>	<b>1</b>	<b>1</b>	<b>0-0</b>	<b>5</b>	<b>0</b>	<b>0</b>	<b>1</b>	<b>.250</b>	<b>.308</b>
2010	Round Rock	.235	10	34	3	8	0	0	0	4	0	0	0	3-0	10	0	0	1	.297	.235
	<b>Houston</b>	<b>.204</b>	<b>20</b>	<b>54</b>	<b>3</b>	<b>11</b>	<b>1</b>	<b>0</b>	<b>2</b>	<b>4</b>	<b>2</b>	<b>0</b>	<b>0</b>	<b>5-0</b>	<b>13</b>	<b>0</b>	<b>0</b>	<b>2</b>	<b>.271</b>	<b>.333</b>
	<b>Boston</b>	<b>.133</b>	<b>29</b>	<b>60</b>	<b>1</b>	<b>8</b>	<b>1</b>	<b>0</b>	<b>0</b>	<b>1</b>	<b>1</b>	<b>0</b>	<b>1</b>	<b>6-0</b>	<b>16</b>	<b>0</b>	<b>0</b>	<b>2</b>	<b>.224</b>	<b>.150</b>
	Pawtucket	.250	1	4	1	1	0	0	0	1	0	0	0	0-0	1	0	0	0	.250	.250
Lowell	.250	1	4	0	1	1	0	0	0	0	0	0	0-0	0	0	0	0	.250	.500	
2011	Round Rock	.244	85	291	36	71	15	2	6	45	0	1	4	44-0	63	0	1	7	.350	.371
<b>Minor League Totals</b>		<b>.245</b>	<b>678</b>	<b>2306</b>	<b>296</b>	<b>566</b>	<b>142</b>	<b>7</b>	<b>74</b>	<b>332</b>	<b>16</b>	<b>14</b>	<b>28</b>	<b>270-6</b>	<b>600</b>	<b>16</b>	<b>12</b>	<b>65</b>	<b>.330</b>	<b>.409</b>
<b>Major League Totals</b>		<b>.183</b>	<b>246</b>	<b>641</b>	<b>51</b>	<b>117</b>	<b>25</b>	<b>0</b>	<b>12</b>	<b>58</b>	<b>8</b>	<b>7</b>	<b>9</b>	<b>49-1</b>	<b>195</b>	<b>0</b>	<b>0</b>	<b>26</b>	<b>.248</b>	<b>.278</b>

## POSTSEASON BATTING

YEAR	SERIES	CLUB	AVG	G	AB	R	H	2B	3B	HR	RBI	SH	SF	HB	BB-I	SO	SB	CS	GDP	OBP	SLG
2008	ALDS	BOS vs. LAA	-	1	0	0	0	0	0	0	0	0	0	0	0-0	0	0	0	0	-	-
	ALCS	BOS vs. TB	.333	3	3	1	1	0	0	1	1	0	0	0	0-0	1	0	0	0	.333	1.333
<b>Postseason Totals</b>			<b>.333</b>	<b>4</b>	<b>3</b>	<b>1</b>	<b>1</b>	<b>0</b>	<b>0</b>	<b>1</b>	<b>1</b>	<b>0</b>	<b>0</b>	<b>0</b>	<b>0-0</b>	<b>1</b>	<b>0</b>	<b>0</b>	<b>0</b>	<b>.333</b>	<b>1.333</b>



40

ASSISTANT HITTING COACH

# DAN DeMENT

**Daniel Kevin DeMent**



OPENING DAY AGE **44**

POSITION PLAYED **Infield**

BORN **6/17/78** in **Palos Heights, IL**

RESIDES **Birmingham, AL**

TENURE **This is his 23rd season in professional baseball, 15th as a coach or instructor, second as a major league coach.**

## COACHING CAREER

- Enters his second season on Kevin Cash's staff... named assistant hitting coach on Nov 18, 2021.
- Has spent his entire coaching career in the Rays organization...before joining the major league staff, spent two seasons as a minor league hitting coordinator (2020-21)...coached with Triple-A Durham (2018-19), Double-A Montgomery (2016-17), Class-A Bowling Green (2014-15), Short-A Hudson Valley (2012-13) and the Rookie-level GCL Rays (2010-11)...began his coaching career with Rookie-level Princeton in 2009.

- this includes 9 apps on the mound, during which he allowed 11 runs (10 ER) in 8 IP.
- In his first professional season (2000), earned Appalachian League midseason All-Star honors and led the circuit with 48 runs.
- His best season came in 2005, when he hit .324 (123-for-380) with 14 HR and 52 RBI between New Orleans and Double-A Harrisburg.

## PLAYING CAREER

- Former infielder spent the first five years of his career with the Rays after signing as a non-drafted free agent in June 2000...selected by the Nationals in the minor league Rule 5 Draft in 2004...played three seasons in the Nationals system, advancing as high as Triple-A New Orleans.
- Saw action at every defensive position except catcher throughout his minor league career...

## PERSONAL & MISC.

- Graduated from the University of Alabama at Birmingham with a criminal justice degree.
- Hit 27 HR in two seasons with the Blazers...at the time of graduation, tied for 5th in program history in homers...named second team All-Conference as a junior in 1999.
- Spent two years at Rend Lake College before transferring to UAB.
- He and his wife, Krista, have two daughters, McNally and Fallon.

## CAREER BATTING

YEAR	CLUB	AVG	G	AB	R	H	2B	3B	HR	RBI	SH	SF	HB	BB-I	SO	SB	CS	GDP	OBP	SLG
2000	Princeton	.301	60	206	48	62	9	4	7	39	1	1	3	31-0	48	7	1	5	.398	.485
2001	Charleston	.269	108	394	52	106	24	11	8	54	5	2	3	31-2	108	6	14	7	.326	.447
	Bakersfield	.059	5	17	0	1	0	0	0	1	1	0	0	1-0	3	0	0	0	.111	.059
2002	Bakersfield	.264	112	432	58	114	21	3	7	51	8	2	2	34-1	100	7	4	9	.319	.375
2003	Orlando	.255	96	349	41	89	22	1	3	34	3	3	2	39-3	62	2	2	9	.331	.350
2004	Montgomery	.256	98	336	45	86	25	7	8	34	5	5	3	30-2	82	1	2	5	.318	.444
2005	New Orleans	.313	56	112	21	35	7	3	0	8	3	1	1	13-0	32	3	0	1	.386	.429
	Harrisburg	.328	71	268	42	88	23	1	14	44	2	4	2	22-0	65	2	0	4	.378	.578
2006	Harrisburg	.234	113	397	61	93	16	3	18	52	7	2	7	45-1	114	6	7	7	.322	.426
	New Orleans	.177	22	79	7	14	1	0	2	10	1	0	0	6-0	22	0	2	0	.235	.266
2007	Harrisburg	.280	121	407	66	114	29	2	10	67	3	4	5	44-0	99	2	0	11	.354	.435
<b>Minor League Totals</b>		<b>.268</b>	<b>862</b>	<b>2997</b>	<b>441</b>	<b>802</b>	<b>177</b>	<b>35</b>	<b>77</b>	<b>394</b>	<b>39</b>	<b>24</b>	<b>28</b>	<b>296-9</b>	<b>735</b>	<b>36</b>	<b>32</b>	<b>58</b>	<b>.337</b>	<b>.427</b>



# JONATHAN ERLICHMAN

Jonathan Aaron Erlichman (URR-lick-min)



OPENING DAY AGE **32**

BORN **4/11/90** in Toronto, CAN

RESIDES **St. Petersburg, FL**

TENURE **This is his 12th season in professional baseball, fifth as a coach.**

## COACHING CAREER

- Enters his fifth season at the major league level... named process and analytics coach on Dec 4, 2018...he works to improve decision-making processes and practice methods, and gather feedback from players and coaches alike.
- Begins his 11th season with the Rays...spent two seasons (2017-18) as director of analytics, overseeing the club's research efforts and coordinating improvements to decision-making processes.
- Joined the Rays as an intern in January 2013, before earning promotions to assistant and then analyst in baseball research and development.
- Will join Rodney Linares on the Dominican Republic coaching staff in the 2023 World Baseball Classic...his main focus will be using various data sources to help the team with game preparation and in-game decisions.
- Is the first Canadian-born coach in Rays history.
- Interned with the the MLB financial office in 2011 and the Blue Jays baseball operations department in 2012.

## PERSONAL & MISC.

- His nickname is J-Money.
- He and his wife, Casey Goldstein, were married on Nov 13, 2021 in St. Petersburg...their daughter, Spencer Lyla, was born on Jan 14, 2023.
- Never played baseball beyond T-ball but became captivated with baseball analytics after reading *Moneyball* by Michael Lewis as a 13-year-old.
- Earned a mathematics degree from Princeton University.
- Played three years of club hockey at Princeton, primarily as a goalie and occasionally as a forward.
- His cousin, Mike Cammalleri, played 15 seasons as a center/wing in the NHL for the Kings, Canadiens, Flames, Oilers and Devils.
- In July 2019 in Toronto, he was featured on CTV National News—being interviewed by a reporter also named Jon Erlichman.

### DID YOU KNOW?

## HOW TO FIGURE BASEBALL STATISTICS

### Earned Run Average: (ER\*9)/IP

Earned runs multiplied by 9, then divided by innings pitched (0.1 IP=.333, 0.2 IP=.667).

### Batting Average: H/AB

Hits divided by at-bats.

### Slugging Percentage: TB/AB

Total bases divided by at-bats (single=1 base, double=2 bases, triple=3 bases, home run=4 bases).

### Fielding Percentage: (PO+A)/(PO+A+E)

Putouts plus assists divided by total chances (putouts plus assists plus errors).

### On-Base Percentage:

$$(H+BB+HBP)/(AB+BB+HBP+SF)$$

Hits plus walks plus hit-by-pitch divided by at-bats plus walks plus hit-by-pitch plus sacrifice flies.

### Win-Loss Percentage

Wins divided by total games played.

### Magic Numbers

Compute the number of games remaining, add one, then subtract the number of games ahead in the loss column of the standings of the closest opponent.



46

MAJOR LEAGUE FIELD COORDINATOR

# TOMAS FRANCISCO



**Tomas Francisco** (toe-MAS)

OPENING DAY AGE **34**

POSITION PLAYED **Catcher**

BORN **4/4/88** in **Santiago, DR**

RESIDES **North Port, FL**

TENURE **This is his 15th season in professional baseball, 11th as a coach, manager or instructor, first as a major league coach.**

## COACHING CAREER

- Enters his first season on Kevin Cash's staff... named major league field coordinator on Nov 14, 2022...is the third field coordinator in franchise history, following Rocco Baldelli (2018) and Paul Hoover (2019-22)...in this role, he will work defensively with catchers and focus on the development of major league players.
- Has spent the entirety of his professional coaching career in the Rays organization, including four seasons (2019-22) as a minor league catching coordinator...spent the previous three seasons with the GCL Rays as a manager (2018) and coach (2016-17)...began his coaching career with the DSL Rays from 2013-15.

- Was the hitting coach for the Aguilas Cibaenas in the Dominican Winter League following the 2020 season...spent two seasons as the first base coach for the Estrellas de Oriente in the DWL.

## PLAYING CAREER

- Signed by Devil Rays scout Junior Ramirez on May 3, 2006 and began his professional career with the DSL Rays...the former catcher played four seasons in the Rays system, reaching as high as Class-A Bowling Green in 2010.

## PERSONAL & MISC.

- He and his wife, Estaurys, reside in North Port.

## CAREER BATTING

YEAR	CLUB	AVG	G	AB	R	H	2B	3B	HR	RBI	SH	SF	HB	BB-I	SO	SB	CS	GDP	OBP	SLG
2007	DSL Devil Rays	.233	44	150	16	35	6	1	1	14	1	0	6	10-1	23	0	0	7	.307	.307
2008	Princeton	.241	23	87	7	21	6	0	1	7	0	2	2	1-0	18	0	0	5	.261	.345
2009	Princeton	.224	37	125	10	28	6	1	0	20	0	1	2	5-0	31	1	3	7	.263	.288
2010	Bowling Green	.247	50	162	22	40	8	0	0	17	1	1	4	12-0	33	2	0	2	.313	.296
<b>Minor League Totals</b>		<b>.237</b>	<b>154</b>	<b>524</b>	<b>55</b>	<b>124</b>	<b>26</b>	<b>2</b>	<b>2</b>	<b>58</b>	<b>2</b>	<b>4</b>	<b>14</b>	<b>28-1</b>	<b>105</b>	<b>3</b>	<b>3</b>	<b>21</b>	<b>.291</b>	<b>.305</b>

## MANAGERIAL RECORD

YEAR	CLUB	LEAGUE	WON	LOST	PCT.	POSITION
2018	GCL Rays	Gulf Coast (Rookie)	33	23	.589	Second




52

ASSISTANT PITCHING &amp; REHAB COACH

# RICK KNAPP

Richard Allen Knapp



OPENING DAY AGE **61**

POSITION PLAYED **Pitcher**

BORN **12/11/61** in **Baltimore, MD**

RESIDES **Port Charlotte, FL**

TENURE **This is his 41st season in professional baseball, 35th as a coach or instructor, fifth as a major league coach.**

## COACHING CAREER

- Enters his second season on Kevin Cash's staff... named assistant pitching and rehab coach on Nov 18, 2021...in this role, he assists pitching coach Kyle Snyder and helps oversee the day-to-day coaching of rehabbing pitchers...joined the Rays in advance of the 2018 season and spent four years as pitching coach of Triple-A Durham.
- In 2017, he was the international pitching coordinator for Major League Baseball.
- Has totaled 17 seasons as a minor league pitching coordinator with three organizations: Dodgers (2013-16), Royals (2012) and Twins (1997-2008).
- Was the pitching coach for the Tigers under Manager Jim Leyland from 2009-11.
- Joined the Twins organization in 1996 and spent his first season there as pitching coach for the Rookie-level GCL Twins.
- Began his coaching career in 1988 and spent eight seasons coaching Rangers affiliates between Class-A Gastonia (1988), the Rookie-level GCL Rangers (1989-92, 1995) and Triple-A Oklahoma City (1993-94).
- Has coached in the Arizona Fall League and for the Aragua Tigers and Tiburones de La Guaira in the Venezuelan Winter League.

## PLAYING CAREER

- Selected by the Rangers in the 41st round of the 1983 Amateur Draft out of Virginia Tech and pitched for five seasons in the minor leagues.
- In 1985, went 13-7 in 29 apps (25 starts) for Class-A Salem and led the Carolina League with 180 IP...spent the 1986 season with Double-A Tulsa before ending his playing career in 1987 with Tulsa and Oklahoma City, going 0-1 with a 6.59 ERA in his only 2 starts at the Triple-A level.

## PERSONAL & MISC.

- Has a degree in sociology from Virginia Tech.
- Resides in Port Charlotte with his wife, Sharon, and their two children, Leah and Ricky.
- His son, Ricky, was selected by the Tigers in the 44th round of the 2010 Amateur Draft out of Port Charlotte High School, but opted to attend Florida Gulf Coast University...he was selected by the Mets in the eighth round of the 2013 Amateur Draft and played in the independent Atlantic League and Frontier League in 2021.

## CAREER PITCHING

YEAR	CLUB	W	L	ERA	G	GS	CG	SHO	SV	IP	H	R	ER	HR	HB	BB-I	SO	WP	BK
1983	GCL Rangers	3	1	1.29	9	8	0	0	0	42.0	31	12	6	0	0	6-0	36	3	1
	Salem	0	0	8.47	7	0	0	0	0	17.0	24	21	16	2	2	8-0	12	0	0
1984	Burlington	6	9	3.31	33	18	6	3	1	147.0	144	75	54	9	6	39-0	122	7	2
1985	Salem	13	7	3.40	29	25	6	1	0	180.0	187	89	68	15	3	55-1	127	5	2
1986	Tulsa	6	16	5.89	26	26	4	1	0	160.1	182	115	105	13	7	67-1	97	5	5
1987	Tulsa	8	12	4.33	24	24	4	1	0	153.2	163	89	74	14	6	43-5	98	4	2
	Oklahoma City	0	1	6.59	2	2	0	0	0	13.2	17	10	10	6	0	4-0	3	0	0
<b>Minor League Totals</b>		<b>36</b>	<b>46</b>	<b>4.20</b>	<b>130</b>	<b>103</b>	<b>20</b>	<b>6</b>	<b>1</b>	<b>713.2</b>	<b>748</b>	<b>411</b>	<b>333</b>	<b>59</b>	<b>24</b>	<b>222-7</b>	<b>495</b>	<b>24</b>	<b>12</b>




27

BENCH COACH

# RODNEY LINARES

**Rodney Linares** (lih-NAHR-ehs)



OPENING DAY AGE **46**

POSITION PLAYED **Infield**

BORN **8/7/76** in **Brooklyn, NY**

RESIDES **San Pedro de Macoris, DR**

TENURE **This is his 27th season in professional baseball, 25th as a coach or manager, fifth as a major league coach.**

## COACHING CAREER

- Enters his fifth season on the Rays staff, first as bench coach...replaced Matt Quatraro, who was hired as Royals Manager on Oct 30, 2022... is the 11th bench coach in club history, following Frank Howard (1998-99), Bill Russell (2000), Hal McRae (2001), Billy Hatcher (2001-02), John McLaren (2003-05), Bill Evers (2006-07), Dave Martinez (2008-14), Tom Foley (2015-17), Charlie Montoyo (2018) and Quatraro (2019-22).
- Before moving into his current role, he spent four seasons as the Rays third base coach.
- Will manage the Dominican Republic in the 2023 World Baseball Classic...was introduced by Dominican baseball federation chief Juan Nunez and WBC team general manager Nelson Cruz.
- Prior to joining the Rays, he spent 21 years in the Astros organization, including the last 12 as a manager...compiled a 761-694 (.523) record managing Triple-A Fresno (2018), Double-A Corpus Christi (2015-17), Class-A Lancaster (2012-14), Class-A Lexington (2010-11) and Rookie-level Greenville (2007-09)...managed Jose Altuve, Carlos Correa, Alex Bregman, J.D. Martinez and many other future big leaguers.
- In 2018, managed Fresno to an 82-57 (.590) record, winning the Pacific Coast League North Division title...named the PCL's Best Manager Prospect by *Baseball America*.

- Guided his teams to the postseason in six of his last seven seasons...led Corpus Christi to the two winningest seasons in franchise history (2015-16) and was named Texas League Manager of the Year in 2015...won a pair of California League championships (2012, 2014) and was named the league's Manager of the Year in 2012.
- Was involved with the Dominican Winter League for 13 straight seasons (2006-18)...this included time as a manager for the Aguilas Cibaenas (2018), Gigantes del Cibao (2017) and Estrellas de Oriente (2016).
- Began his coaching career in 1999 as a coach and scout for the Astros Dominican Republic operations and remained in that role through the 2004 season...served as the hitting coach at Lexington from 2005-06.

## PLAYING CAREER

- Former infielder was originally signed by the Tigers in 1997 and spent parts of two seasons in the minors in the Tigers and Astros (1998) systems.

## PERSONAL & MISC.

- His father, Julio Linares, is the Astros senior advisor for Latin American development and has been part of the organization since 1973.
- Has three sons: Steven, Ryan and Milan.



## MANAGERIAL RECORD

YEAR	CLUB	LEAGUE	WON	LOST	PCT.	POSITION
2007	Greeneville	Appalachian (R)	17	51	.250	Fifth
2008	Greeneville	Appalachian (R)	30	36	.455	Fifth
2009	Greeneville	Appalachian (R)	27	40	.403	Fifth
2010	Lexington	California (A)	71	68	.511	Fourth
2011	Lexington	California (A)	59	79	.428	Sixth
2012	Lancaster	California (A)	74	66	.529	Second
2013	Lancaster	California (A)	82	58	.586	First
2014	Lancaster	California (A)	78	62	.557	First
2015	Corpus Christi	Texas (AA)	89	51	.636	First
2016	Corpus Christi	Texas (AA)	85	55	.607	First
2017	Corpus Christi	Texas (AA)	67	71	.486	Second
2018	Fresno	Pacific Coast (AAA)	82	57	.590	First
<b>Minor League Totals</b>			<b>761</b>	<b>694</b>	<b>.523</b>	

## CAREER BATTING

YEAR	CLUB	AVG	G	AB	R	H	2B	3B	HR	RBI	SH	SF	HB	BB-I	SO	SB	CS	GDP	OBP	SLG
1997	GCL Tigers	.228	25	57	5	13	0	1	0	10	1	3	0	6-0	23	0	2	1	.288	.263
1998	GCL Astros	.079	14	38	1	3	0	0	0	0	1	0	0	4-0	17	0	1	0	.167	.079
<b>Minor League Totals</b>		<b>.168</b>	<b>39</b>	<b>95</b>	<b>6</b>	<b>16</b>	<b>0</b>	<b>1</b>	<b>0</b>	<b>10</b>	<b>2</b>	<b>3</b>	<b>0</b>	<b>10-0</b>	<b>40</b>	<b>0</b>	<b>3</b>	<b>1</b>	<b>.241</b>	<b>.189</b>



WILL VRAGOVIC / TAMPA BAY RAYS





33

BULLPEN COACH

# JORGE MONCADA

**Jorge L. Moncada** (HOER-hay moan-KAH-duh)



OPENING DAY AGE **38**

POSITION PLAYED **Pitcher**

BORN **8/14/84** in **San Cristobal, VEN**

RESIDES **North Port, FL**

TENURE **This is his 23rd season in professional baseball, 19th as a coach or instructor, first as a major league coach.**

## COACHING CAREER

- Named the eighth bullpen coach in Rays history on Oct 17, 2022, replacing the retired Stan Boroski...follows Orlando Gomez (1998-2000), Bobby Ramos (1998, 2006-11), Terry Collins (2001), Darren Daulton (2001), Glenn Ezell (2001-02), Matt Sinatro (2003-05) and Boroski (2012-22).
- All but one season of his coaching career has come since joining the Rays organization.
- Spent seven seasons (2016-22) as a minor league pitching coordinator...was the minor league assistant pitching coordinator in 2015.
- Finished the 2013 season and spent 2014 as a pitching coach for Short-A Hudson Valley.
- Joined the Rays organization as a pitching instructor in February 2006...served as a pitching coach for the Rookie-level team in the Venezuelan Summer League after the Rays

opened their Venezuelan baseball academy in 2007...the Rays played in the VSL in 2007 as part of a co-op team with the Reds before forming a team of their own in 2008...totaled seven years (2007-13) as the pitching coach of the VSL Rays.

- Joined the coaching ranks as the VSL Astros bullpen coach in 2005.

## PLAYING CAREER

- The former left-handed pitcher played four seasons in the Astros system and was signed in 2001 by then-Astros scout Andres Reiner, who joined the Rays organization in 2006, retired in 2012 and passed away at age 80 in 2016.

## PERSONAL & MISC.

- Jorge and his wife, Crisbel, have a daughter, Nicole, and a son, Jorge Andres.

### DID YOU KNOW?

## THE SAVE RULE / ADOPTED IN 1969

### Rule 10.20: Saves for Relief Pitchers

Credit a pitcher with a save when he meets all three of the following conditions:

- [1] He is the finishing pitcher in a game won by his club; and
- [2] He is not the winning pitcher; and
- [3] He qualified under one of the following conditions:
  - (a) He enters the game with a lead of no more than three runs and pitches for at least one inning.
  - (b) He enters the game, regardless of the count, with the potential tying run either on base, or at-bat, or on deck (that is, the potential tying run is either already on base or is one of the first two batsmen he faces); or
  - (c) He pitches effectively for at least three innings.



51

HITTING COACH

# CHAD MOTTOLA

**Charles Edward Mottola** (muh-TOLE-uh)



OPENING DAY AGE **51**

POSITION PLAYED **Outfield**

BORN **10/15/71 in Augusta, GA**

RESIDES **Orlando, FL**

TENURE **This is his 32nd season in professional baseball, 16th as a coach or instructor, ninth as a major league coach.**

## COACHING CAREER

- Enters his seventh full season as Rays hitting coach...named to the post on Sep 6, 2016, replacing Derek Shelton, and filled the role for the last 24 games of the season...is the seventh hitting coach in franchise history, following Steve Henderson (1998, 2006-09), Leon Roberts (1999-2000), Wade Boggs (2001), Milt May (2002), Lee Elia (2003-05) and Shelton (2010-16).
- During his six full years as hitting coach, the Rays rank 7th in the AL in runs and 6th with a .322 OBP...over the last three seasons (2020-22), the Rays rank 5th in the AL with 1,812 runs.
- In 2021, the Rays ranked 2nd in the majors with a club-record 857 runs behind the Astros (863)...they held the majors' outright lead in runs for 24 days, including a 21-day stretch from Aug 29-Sep 18.
- Joined the Rays organization in 2014 as a minor league hitting coordinator and remained in that role for three seasons until his promotion to major league hitting coach.
- Was the hitting coach for the Blue Jays under Manager John Gibbons in 2013...prior to that, spent three seasons (2010-12) as hitting coach for the Blue Jays Triple-A affiliate, the Las Vegas 51s...after his playing career ended in 2007, he served as a coach for the GCL Blue Jays for one season and a roving hitting instructor for the Jays in 2009.

## PLAYING CAREER

- During his 16-year pro career he played in exactly 1,800 games in the minors and 59 games in the majors over parts of five seasons with the Reds (1996), Blue Jays (2000, 2006), Marlins (2001) and Orioles (2004)...spent time in eight different organizations and was signed three different times as a free agent by the Blue Jays.
- Elected to the Triple-A International League Hall of Fame on Jan 28, 2020...spent nine seasons in the IL with six different franchises...won the

Governors' Cup with Charlotte in 1999 and IL MVP honors with Syracuse in 2000.

- Was a 10th-round pick by the Orioles out of St. Thomas Aquinas High School in Fort Lauderdale, but attended the University of Central Florida...selected by the Reds in the first round (fifth overall) of the 1992 Amateur Draft, immediately before the Yankees drafted Derek Jeter.
- Was a teammate of Rays Manager Kevin Cash in 2002 at Triple-A Syracuse.
- Hit 4 HR in the majors, including 2 HR off former Cy Young Award winner Fernando Valenzuela while a rookie with the Reds in 1996...his last homer came off current Bally Sports Sun color analyst Brian Anderson, on June 30, 2004 at KC, helping the Orioles to a 13-4 win.

## PERSONAL & MISC.

- In 1992, became the first player in UCF history to be selected in the first round of MLB's Amateur Draft...finished his collegiate career with a .331 avg., 23 HR and 148 RBI in 177 games.
- As a junior in 1992, earned first team All-American honors after leading the Knights with 52 runs, 7 3B, 14 HR and 143 total bases.
- Met his wife, Emily, at UCF, and they got married in 2005...they have two kids, Luke and Elle.



## CAREER BATTING

YEAR	CLUB	AVG	G	AB	R	H	2B	3B	HR	RBI	SH	SF	HB	BB-1	SO	SB	CS	GDP	OBP	SLG
1992	Billings	.286	57	213	53	61	8	3	12	37	0	0	0	25-0	43	12	3	4	.361	.521
1993	Winston-Salem	.280	137	493	76	138	25	3	21	91	0	3	2	62-2	109	13	7	9	.361	.471
1994	Chattanooga	.241	118	402	44	97	19	1	7	41	2	2	1	30-1	68	9	12	12	.294	.346
1995	Chattanooga	.293	51	181	32	53	13	1	10	39	0	1	1	13-0	32	1	2	2	.342	.541
	Indianapolis	.259	69	239	40	62	11	1	8	37	1	1	0	20-0	50	8	1	6	.315	.414
1996	Indianapolis	.262	103	362	45	95	24	3	9	47	0	4	4	21-3	93	9	6	10	.307	.420
	<b>Cincinnati</b>	<b>.215</b>	<b>35</b>	<b>79</b>	<b>10</b>	<b>17</b>	<b>3</b>	<b>0</b>	<b>3</b>	<b>6</b>	<b>0</b>	<b>0</b>	<b>0</b>	<b>6-1</b>	<b>16</b>	<b>2</b>	<b>2</b>	<b>0</b>	<b>.271</b>	<b>.367</b>
1997	Indianapolis	.289	83	284	33	82	10	6	7	45	0	2	4	16-2	43	12	4	6	.333	.440
	Chattanooga	.362	46	174	35	63	9	3	5	32	1	5	1	16-1	23	7	1	3	.408	.534
1998	Indianapolis	.417	5	12	2	5	0	0	1	2	0	0	0	4-0	0	0	2	0	.563	.667
	Tulsa	.500	8	26	9	13	1	0	1	7	0	0	0	10-1	1	3	0	0	.639	.654
	Oklahoma	.265	74	257	29	68	13	1	2	22	0	2	1	18-1	49	8	3	7	.313	.346
1999	Charlotte	.321	140	511	95	164	32	4	20	94	0	7	3	60-1	83	18	6	7	.391	.517
2000	Syracuse	.309	134	505	85	156	25	3	33	102	0	5	5	37-2	99	30	15	11	.359	.566
	<b>Toronto</b>	<b>.222</b>	<b>3</b>	<b>9</b>	<b>1</b>	<b>2</b>	<b>0</b>	<b>0</b>	<b>0</b>	<b>2</b>	<b>0</b>	<b>0</b>	<b>1</b>	<b>0-0</b>	<b>4</b>	<b>0</b>	<b>0</b>	<b>0</b>	<b>.300</b>	<b>.222</b>
2001	Calgary	.295	119	457	66	135	23	2	15	66	0	1	4	30-0	85	11	5	5	.343	.453
	<b>Florida</b>	<b>.000</b>	<b>5</b>	<b>7</b>	<b>1</b>	<b>0</b>	<b>0</b>	<b>0</b>	<b>0</b>	<b>1</b>	<b>0</b>	<b>1</b>	<b>0</b>	<b>2-0</b>	<b>2</b>	<b>0</b>	<b>0</b>	<b>0</b>	<b>.200</b>	<b>.000</b>
2002	Syracuse	.261	122	476	77	124	35	1	13	67	0	7	4	51-2	87	12	2	9	.333	.420
2003	Durham	.258	56	213	24	55	7	1	6	28	1	2	1	19-1	37	6	3	4	.319	.385
	Pawtucket	.319	21	72	11	23	3	2	3	18	1	0	1	6-0	10	0	1	1	.380	.542
2004	Ottawa	.265	117	457	60	121	22	0	22	69	0	5	9	22-0	90	8	0	13	.308	.457
	<b>Baltimore</b>	<b>.143</b>	<b>6</b>	<b>14</b>	<b>2</b>	<b>2</b>	<b>1</b>	<b>0</b>	<b>1</b>	<b>3</b>	<b>0</b>	<b>0</b>	<b>0</b>	<b>2-0</b>	<b>3</b>	<b>0</b>	<b>0</b>	<b>1</b>	<b>.250</b>	<b>.429</b>
2005	Syracuse	.257	124	475	67	122	27	3	21	69	0	3	4	34-2	99	2	5	4	.310	.459
2006	Syracuse	.265	110	431	48	114	27	2	16	65	0	1	2	30-1	103	8	0	9	.315	.448
	<b>Toronto</b>	<b>.250</b>	<b>10</b>	<b>16</b>	<b>3</b>	<b>4</b>	<b>2</b>	<b>0</b>	<b>0</b>	<b>0</b>	<b>0</b>	<b>0</b>	<b>0</b>	<b>0-0</b>	<b>3</b>	<b>0</b>	<b>0</b>	<b>0</b>	<b>.250</b>	<b>.375</b>
2007	Syracuse	.267	106	405	71	108	24	3	17	56	0	3	3	33-2	78	6	1	9	.324	.467
	<b>Minor League Totals</b>	<b>.280</b>	<b>1800</b>	<b>6645</b>	<b>1002</b>	<b>1859</b>	<b>358</b>	<b>43</b>	<b>249</b>	<b>1034</b>	<b>6</b>	<b>54</b>	<b>50</b>	<b>557-22</b>	<b>1282</b>	<b>183</b>	<b>79</b>	<b>131</b>	<b>.338</b>	<b>.459</b>
	<b>Major League Totals</b>	<b>.200</b>	<b>59</b>	<b>125</b>	<b>17</b>	<b>25</b>	<b>6</b>	<b>0</b>	<b>4</b>	<b>12</b>	<b>0</b>	<b>1</b>	<b>1</b>	<b>10-1</b>	<b>28</b>	<b>2</b>	<b>2</b>	<b>1</b>	<b>.263</b>	<b>.344</b>



WILL VRAGOVIC / TAMPA BAY RAYS



**35****ASSISTANT HITTING COACH**

# BRADY NORTH

**Brady Timothy North**OPENING DAY AGE **31**POSITION PLAYED **First Base**BORN **4/24/91** in **Nashville, TN**RESIDES **Englewood, FL**TENURE **This is his fifth season in professional baseball, second as a major league coach.**

## COACHING CAREER

- ◆ Enters his second season on Kevin Cash's staff... named assistant hitting coach on Nov 18, 2021.
- ◆ Has spent the entirety of his professional coaching career in the Rays organization...in 2021, served as hitting coach for Class-A Bowling Green, which won the league championship and led the league in runs (tied), homers, walks, on-base pct. and slugging pct. ...assigned to Class-A Charlotte for the 2020 season canceled by the COVID-19 pandemic...joined the professional ranks as the hitting coach for the Rookie-level GCL Rays in 2019.
- ◆ Prior to joining the Rays, was the director of hitting and mental performance at Top Level Athletes in Orlando, where he created and implemented individualized hitting programs through the use of movements, data and mental conditioning.
- ◆ Served as a graduate assistant coach at Cumberland University from 2017-18...assisted

the Cotuit Kettleers in the Cape Cod League in 2018...was the hitting coach for two seasons at Gaither High School in Tampa, including the 2016 state championship team.

## PERSONAL & MISC.

- ◆ Graduated from Cumberland University with a master's degree in sport and exercise science... played collegiately for Cumberland and was on the 2014 NAIA National Championship Team.
- ◆ Played independent ball for two seasons in the Frontier League with the Washington Wild Things (2015) and Lake Erie Crushers (2016).
- ◆ Graduated from Gaither High School in Tampa in 2010...his No. 35 jersey was retired by the school in a pre-game ceremony on Feb 11, 2022.
- ◆ His father, Nelson, has been the head coach at Gaither High School since 2015 and formerly coached at the University of Tampa and the University of South Florida.

## CAREER BATTING

YEAR	CLUB	AVG	G	AB	R	H	2B	3B	HR	RBI	SH	SF	HB	BB-I	SO	SB	CS	GDP	OBP	SLG
2015	Washington (IND)	.080	12	25	0	2	1	0	0	1	0	1	0	2-0	13	1	0	0	.143	.120
2016	Lake Erie (IND)	.229	18	48	3	11	1	0	0	2	2	1	0	10-0	11	0	1	1	.356	.250
<b>Independent Lg. Totals</b>		<b>.178</b>	<b>30</b>	<b>73</b>	<b>3</b>	<b>13</b>	<b>2</b>	<b>0</b>	<b>0</b>	<b>3</b>	<b>2</b>	<b>2</b>	<b>0</b>	<b>12-0</b>	<b>24</b>	<b>1</b>	<b>1</b>	<b>1</b>	<b>.287</b>	<b>.206</b>



31

FIRST BASE COACH

# CHRIS PRIETO

**Christian Michael Prieto** (pre-EH-toe)



OPENING DAY AGE **50**

POSITION PLAYED **Outfield**

BORN **8/24/72** in Carmel, CA

RESIDES **Surprise, AZ**

TENURE **This is his 26th season in professional baseball, 13th as a coach or instructor, eighth as a major league coach.**

## COACHING CAREER

- Enters his second season on Kevin Cash's staff... hired on Nov 18, 2021 as the eighth first base coach in franchise history, following Billy Hatcher (1998-99, 2003-05), José Cardenal (2000-01), Lee May (2001-02), George Hendrick (2006-14), Dave Martinez (who filled in for Hendrick for three weeks during the 2007 season), Rocco Baldelli (2015-17) and Ozzie Timmons (2018-21)... also included among his primary duties are baserunning and outfield instruction.
- Prior to joining the Rays major league staff, spent two seasons in the organization as the minor league outfield/baserunning coordinator.
- Spent seven seasons in the Mariners organization, including six on the major league staff... managed Rookie-level Pulaski to a 41-27 record in 2013, leading them to an Appalachian League title... was a quality assurance coach under Manager Lloyd McClendon from 2014-16, then spent three seasons on Scott Servais' staff as a special projects coach (2017), first base coach (2018) and third base coach (2019)... was the replay point person from 2016-17.
- Coached for the New Zealand National Team in the 2017 World Baseball Classic Qualifiers.
- Joined the coaching ranks in 2011 and spent two seasons as the hitting coach for Class-A Eugene in the Padres system.

## PLAYING CAREER

- Played 13 seasons of professional baseball, including 2 games with the Angels in 2005...laid down a sacrifice bunt in the first plate appearance of his major league debut on May 14, 2005 at DET (G2)...his only other action came as a defensive replacement two days later.
- During his 13-year minor league career, played in the Padres, Dodgers, Astros, Athletics, Cardinals and Angels systems and hit .281 (1,231-for-4,388) with 57 HR, 479 RBI and 309 SB...also played parts of two seasons in Mexico and part of one season in independent ball.

## PERSONAL & MISC.

- He and his wife, Laryn, have three children: daughters, Averi and Logyn, and son, Parx.
- Graduated from Carmel (Calif.) High School in 1990...attended San Jose City College and the University of Nevada...selected by the Padres in the 24th round of the 1993 Amateur Draft.
- His twin brother, Rick, was selected four rounds later in the same draft (Cleveland)...they played together during their time in the Padres system... on May 30, 1998, Chris and Rick became the first set of twins to play together in the same Pacific Coast League game in over 30 years.



# MANAGERIAL RECORD

YEAR	CLUB	LEAGUE	WON	LOST	PCT.	POSITION
2013	Pulaski	Appalachian (Rookie)	41	27	.603	First

# CAREER BATTING

YEAR	CLUB	AVG	G	AB	R	H	2B	3B	HR	RBI	SH	SF	HB	BB-I	SO	SB	CS	GDP	OBP	SLG
1993	Spokane	.289	73	280	64	81	17	5	1	28	0	3	5	47-0	30	36	3	4	.397	.396
1994	R. Cucamonga	.247	102	353	64	87	10	3	1	29	6	4	5	52-1	49	29	11	3	.348	.300
1995	R. Cucamonga	.273	114	366	80	100	12	6	2	35	7	6	5	64-2	55	39	14	10	.383	.355
1996	R. Cucamonga	.241	55	216	36	52	11	2	2	23	2	0	0	39-1	36	23	8	2	.357	.338
	Memphis	.333	7	12	1	4	0	1	0	0	0	0	0	1-0	2	2	0	0	.385	.500
	Las Vegas	.000	5	7	1	0	0	0	0	0	0	0	0	0-0	0	0	0	0	.000	.000
1997	R. Cucamonga	.281	22	82	21	23	4	0	4	12	3	0	0	19-1	16	4	3	0	.416	.476
	Mobile	.320	109	388	80	124	22	9	2	58	1	5	10	59-0	55	26	6	2	.418	.438
1998	Las Vegas	.304	92	352	65	107	18	6	2	35	1	0	1	40-1	48	20	11	4	.377	.406
1999	Las Vegas	.241	108	348	66	84	14	6	6	29	2	2	6	46-0	51	21	6	2	.338	.368
2000	Mexico (MEX)	.366	24	93	28	34	4	3	2	13	0	1	1	25-0	10	12	3	2	.500	.538
	Albuquerque	.278	85	248	53	69	13	3	8	31	3	1	4	50-1	42	25	5	3	.406	.452
2001	Las Vegas	.292	118	446	98	130	27	6	19	58	2	1	13	67-3	79	25	7	6	.399	.507
2002	Chico (IND)	.167	3	12	5	2	0	0	1	2	0	0	1	2-0	3	1	0	0	.333	.417
	New Orleans	.198	21	86	10	17	2	0	0	1	0	0	1	8-1	11	0	1	0	.274	.221
	Oaxaca (MEX)	.290	63	252	58	73	18	7	7	51	6	1	9	30-0	32	18	0	5	.384	.500
2003	Sacramento	.282	111	390	70	110	12	7	4	54	4	6	7	48-1	40	5	3	7	.366	.380
2004	Memphis	.284	130	451	73	128	17	6	3	41	6	2	9	51-0	56	28	8	4	.367	.368
2005	Salt Lake	.317	97	363	71	115	18	12	3	45	12	3	5	60-1	41	26	10	3	.418	.457
	Los Angeles-AL	.000	2	2	0	0	0	0	0	0	1	0	0	0-0	0	0	0	0	.000	.000
<b>Minor League Totals</b>		<b>.281</b>	<b>1249</b>	<b>4388</b>	<b>853</b>	<b>1231</b>	<b>197</b>	<b>72</b>	<b>57</b>	<b>479</b>	<b>49</b>	<b>33</b>	<b>71</b>	<b>651-13</b>	<b>611</b>	<b>309</b>	<b>96</b>	<b>50</b>	<b>.380</b>	<b>.397</b>
<b>Major League Totals</b>		<b>.000</b>	<b>2</b>	<b>2</b>	<b>0</b>	<b>0</b>	<b>0</b>	<b>0</b>	<b>0</b>	<b>0</b>	<b>1</b>	<b>0</b>	<b>0</b>	<b>0-0</b>	<b>0</b>	<b>0</b>	<b>0</b>	<b>0</b>	<b>.000</b>	<b>.000</b>
<b>Mexican League Totals</b>		<b>.310</b>	<b>87</b>	<b>345</b>	<b>86</b>	<b>107</b>	<b>22</b>	<b>10</b>	<b>9</b>	<b>64</b>	<b>6</b>	<b>2</b>	<b>10</b>	<b>55-0</b>	<b>42</b>	<b>30</b>	<b>3</b>	<b>7</b>	<b>.418</b>	<b>.510</b>



TYLER SCHANK / TAMPA BAY RAYS



23

PITCHING COACH

# KYLE SNYDER

Kyle Ehren Snyder



OPENING DAY AGE **45**

POSITION PLAYED **Pitcher**

BORN **9/9/77** in **Houston, TX**

RESIDES **St. Petersburg, FL**

TENURE **This is his 25th season in professional baseball, 12th as a coach or instructor, sixth as a major league coach.**

## COACHING CAREER

- Enters his sixth season as the Rays pitching coach...hired on Oct 3, 2017 as the eighth pitching coach in franchise history, following Rick Williams (1998–2000), Bill Fischer (2000–01), Jackie Brown (2002), Chris Bosio (2003), Chuck Hernandez (2004–05), Mike Butcher (2006) and Jim Hickey (2007–17).
- In 2022, the Rays finished among the majors' top 10 in ERA for a sixth straight season and among the majors' top five for a fourth straight season...their 3.41 ERA ranked 4th in the majors behind the Dodgers (2.80), Astros (2.90) and Yankees (3.30) and 2nd in club history behind 2012 (3.19).
- Rays starters pitched to a 3.45 ERA, 3rd in the majors behind the Dodgers (2.75) and Astros (2.95)...the starters led the majors in SO/BB ratio (4.23) and BB/9 IP ratio (2.06), ranked 4th in WHIP (1.13) and 10th in SO/9 IP ratio (8.69).
- During his five years as pitching coach, the Rays rank 3rd in the majors with a 3.61 ERA and 4th in opp avg. (.232)...the Rays introduced the opener concept in May 2018 and are 91–60 in 151 games when using one (including postseason).
- Spent three seasons (2015–17) as the pitching coach for Triple-A Durham...in three seasons under Snyder, Bulls pitchers combined for a 3.61 ERA and twice established strikeout records...in 2016, they set an International League record with 1,287 SO...in 2017, they shattered their own record with 1,421 SO—an all-time mark for Minor League Baseball...this mark has been passed by other clubs in recent seasons.
- Has spent the entirety of his coaching career in the Rays system...began as the pitching coach for Short-A Hudson Valley in 2012...promoted to Class-A Bowling Green in 2013...served as a pitching coordinator in 2014.

## PLAYING CAREER

- Pitched professionally for 11 seasons, including parts of five years in the majors with the Royals (2003, 2005–06) and Red Sox (2006–08)...in 2007, his only full season in the majors, compiled a 3.81 ERA over 46 relief apps and was named to the Red Sox World Series roster...did not pitch in their 4-game sweep over the Rockies.
- He and Kevin Cash were teammates on the Red Sox during the 2007–08 seasons, and Cash caught him for 6 games in 2007.
- Underwent five surgeries in his playing career, including two that sidelined him for an entire season...missed 2001 due to Tommy John surgery, and 2004 due to a torn right labrum repair.
- Selected by the Royals in the first round (seventh overall) of the 1999 Amateur Draft out of the University of North Carolina.
- Originally selected by the Rays in the 27th round of the 1996 Amateur Draft out of Riverview High School in Sarasota, but did not sign...lettered in baseball, basketball, swimming and golf in high school.

## PERSONAL & MISC.

- His father, Donald, played basketball at Rice University from 1970–72.
- Switch-hit all the way through college.
- He and his wife, Victoria, have one son, Luke.



## CAREER PITCHING

YEAR	CLUB	W	L	ERA	G	GS	CG	SHO	SV	IP	H	R	ER	HR	HB	BB-I	SO	WP	BK
1999	Spokane	1	0	4.13	7	7	0	0	0	24.0	20	13	11	1	2	7-0	25	1	0
2000	GCL Royals	0	0	0.00	1	1	0	0	0	2.0	1	0	0	0	0	0-0	4	0	0
	Wilmington	0	0	-	1	1	0	0	0	0.0	0	1	0	0	0	1-0	0	0	0
2001	Injured-Did Not Pitch																		
2002	Wilmington	0	2	2.98	15	15	0	0	0	48.1	49	19	16	1	5	11-0	48	2	0
	Wichita	2	2	4.21	6	6	0	0	0	25.2	21	12	12	4	1	7-1	18	3	0
2003	Omaha	3	0	2.79	5	5	0	0	0	29.0	28	9	9	3	1	6-0	15	0	0
	<b>Kansas City</b>	<b>1</b>	<b>6</b>	<b>5.17</b>	<b>15</b>	<b>15</b>	<b>0</b>	<b>0</b>	<b>0</b>	<b>85.1</b>	<b>94</b>	<b>52</b>	<b>49</b>	<b>11</b>	<b>2</b>	<b>21-3</b>	<b>39</b>	<b>4</b>	<b>0</b>
	AZL Royals	0	0	4.50	1	1	0	0	0	2.0	3	1	1	0	0	0-0	1	0	0
	Wichita	0	0	0.00	1	1	0	0	0	5.0	2	1	0	0	1	0-0	2	0	0
2004	Injured-Did Not Pitch																		
2005	Omaha	2	3	3.55	15	12	0	0	0	66.0	61	32	26	3	3	22-0	48	2	1
	<b>Kansas City</b>	<b>1</b>	<b>3</b>	<b>6.75</b>	<b>13</b>	<b>3</b>	<b>0</b>	<b>0</b>	<b>0</b>	<b>36.0</b>	<b>55</b>	<b>29</b>	<b>27</b>	<b>3</b>	<b>1</b>	<b>10-1</b>	<b>19</b>	<b>1</b>	<b>0</b>
	Wichita	1	0	5.40	1	1	0	0	0	5.0	5	3	3	1	0	1-0	1	0	0
2006	Omaha	0	4	3.88	10	9	0	0	1	60.1	63	36	26	4	1	9-0	43	5	2
	<b>Kansas City</b>	<b>0</b>	<b>0</b>	<b>22.50</b>	<b>1</b>	<b>1</b>	<b>0</b>	<b>0</b>	<b>0</b>	<b>2.0</b>	<b>10</b>	<b>9</b>	<b>5</b>	<b>1</b>	<b>0</b>	<b>1-0</b>	<b>2</b>	<b>0</b>	<b>0</b>
	<b>Boston</b>	<b>4</b>	<b>5</b>	<b>6.02</b>	<b>16</b>	<b>10</b>	<b>0</b>	<b>0</b>	<b>0</b>	<b>58.1</b>	<b>77</b>	<b>42</b>	<b>39</b>	<b>11</b>	<b>2</b>	<b>19-3</b>	<b>55</b>	<b>3</b>	<b>0</b>
	Pawtucket	1	1	3.54	3	3	0	0	0	20.1	24	8	8	1	1	2-0	7	0	0
2007	<b>Boston</b>	<b>2</b>	<b>3</b>	<b>3.81</b>	<b>46</b>	<b>0</b>	<b>0</b>	<b>0</b>	<b>0</b>	<b>54.1</b>	<b>45</b>	<b>29</b>	<b>23</b>	<b>7</b>	<b>6</b>	<b>32-2</b>	<b>41</b>	<b>4</b>	<b>0</b>
2008	<b>Boston</b>	<b>0</b>	<b>0</b>	<b>21.60</b>	<b>2</b>	<b>0</b>	<b>0</b>	<b>0</b>	<b>0</b>	<b>1.2</b>	<b>2</b>	<b>4</b>	<b>4</b>	<b>1</b>	<b>0</b>	<b>2-0</b>	<b>1</b>	<b>1</b>	<b>0</b>
	Pawtucket	1	4	5.26	14	7	0	0	1	37.2	34	23	22	5	6	12-0	30	3	1
	GCL Red Sox	0	0	3.38	6	3	0	0	0	10.2	8	4	4	1	0	1-0	12	2	0
	Lowell	0	0	0.00	1	1	0	0	0	2.1	1	2	0	0	0	0-0	1	0	0
2009	Buffalo	3	8	4.23	33	14	0	0	1	104.1	115	54	49	12	1	32-0	74	7	1
<b>Minor League Totals</b>		<b>14</b>	<b>24</b>	<b>3.80</b>	<b>120</b>	<b>87</b>	<b>0</b>	<b>0</b>	<b>3</b>	<b>442.2</b>	<b>435</b>	<b>217</b>	<b>187</b>	<b>36</b>	<b>22</b>	<b>111-1</b>	<b>329</b>	<b>25</b>	<b>5</b>
<b>Major League Totals</b>		<b>8</b>	<b>17</b>	<b>5.57</b>	<b>93</b>	<b>29</b>	<b>0</b>	<b>0</b>	<b>0</b>	<b>237.2</b>	<b>283</b>	<b>165</b>	<b>147</b>	<b>34</b>	<b>11</b>	<b>85-9</b>	<b>157</b>	<b>13</b>	<b>0</b>



TYLER SCHANK / TAMPA BAY RAYS





4

THIRD BASE COACH

# BRADY WILLIAMS

**Brady Charles Williams**



OPENING DAY AGE **43**

POSITION PLAYED **Infield**

BORN **10/18/79** in Salt Lake City, UT

RESIDES **Tarpon Springs, FL**

TENURE **This is his 24th season in professional baseball, 18th as a coach, manager or instructor, first as a major league coach.**

## COACHING CAREER

- Named the eighth third base coach in Rays history on Nov 14, 2022, replacing Rodney Linares who had been named bench coach...follows Greg Riddoch (1998-99), Billy Hatcher (2000), Terry Collins (2001), Tom Foley (2002-14), Charlie Montoyo (2015-17), Matt Quatraro (2018) and Linares (2019-22)...in addition to his third base coaching duties, he will focus on the continued development of infielders and outfielders.
- His entire coaching and managerial career has been with the Rays since joining the organization on March 5, 2006...spent 13 seasons as a manager in the Rays system: Triple-A Durham (2019-22), Double-A Montgomery (2014-18), Class-A Charlotte (2013), Class-A Bowling Green (2010-2012) and Short-A Hudson Valley (2009).
- In his 13 seasons as a minor league manager, he compiled a 944-799 (.542) record and guided his teams to six straight postseason appearances from 2015-22, including back-to-back league championships with Durham in 2021-22.
- Following the 2021 season, was selected by *Baseball America* as the Best Managerial

Prospect in Triple-A East...the Bulls were named the *Baseball America* Minor League Team of the Year after leading the minors with 86 wins.

- Began his coaching career at the Class-A level with Vero Beach (2008), Columbus (2007) and Southwest Michigan (2006).

## PLAYING CAREER

- Selected by the Red Sox in the 45th round of the 1999 Amateur Draft out of Pasco-Hernando Community College in New Port Richey...played five seasons of minor league ball in the Red Sox (1999-2001), Twins (2002) and Rays (2003) organizations...played independent ball for three years before joining the coaching ranks.

## PERSONAL & MISC.

- Is the son of former Rays special instructor and big league manager Jimmy Williams.
- Was a member of the 1991 Dunedin Little League team that advanced to the World Series.
- Resides in Tarpon Springs, Fla., with his wife, Tatianna, and their two sons, Balazs and Milan.

### DID YOU KNOW?

#### BALANCED SCHEDULE

Beginning in 2023, clubs will face every team in the other league each season and alternate home series annually. The Rays will continue their annual home-and-home series with the Marlins and play a 3-game series against the other 14 NL teams. As a result, the Rays have 46 interleague games on their 2023 schedule, compared to 20 interleague games during the 2013-22 seasons and 18 interleague games from 1999-2012.



## MANAGERIAL RECORD

YEAR	CLUB	LEAGUE	WON	LOST	PCT.	POSITION
2009	Hudson Valley	New York-Penn (SS-A)	38	37	.507	Third
2010	Bowling Green	Midwest (A)	61	78	.439	Sixth
2011	Bowling Green	Midwest (A)	77	63	.550	Third
2012	Bowling Green	Midwest (A)	80	60	.571	Second
2013	Charlotte	Florida State (A)	67	65	.508	Third
2014	Montgomery	Southern (AA)	66	74	.471	Fourth
2015	Montgomery	Southern (AA)	77	61	.558	First
2016	Montgomery	Southern (AA)	76	64	.543	Second
2017	Montgomery	Southern (AA)	76	64	.543	Second
2018	Montgomery	Southern (AA)	79	61	.564	First
2019	Durham	International (AAA)	75	64	.540	T-Second
2021	Durham	Triple-A East (AAA)	86	44	.662	First
2022	Durham	International (AAA)	86	64	.573	First
<b>Minor League Totals</b>			<b>944</b>	<b>799</b>	<b>.542</b>	

## CAREER BATTING

YEAR	CLUB	AVG	G	AB	R	H	2B	3B	HR	RBI	SH	SF	HB	BB-I	SO	SB	CS	GDP	OBP	SLG
1999	GCL Red Sox	.256	39	121	19	31	4	2	5	25	0	3	2	29-0	45	3	3	4	.400	.446
2000	Augusta	.225	83	267	41	60	16	1	5	30	1	0	8	48-0	107	4	1	1	.359	.348
2001	Sarasota	.195	79	251	37	49	20	3	5	21	0	0	2	43-1	80	5	3	5	.318	.359
2002	New Britain	.059	8	17	0	1	0	0	0	0	0	0	0	3-0	8	0	0	0	.200	.059
	Fort Myers	.234	50	141	26	33	7	0	7	26	0	4	2	27-1	49	2	0	4	.356	.433
2003	Bakersfield	.222	5	9	0	2	0	0	0	1	0	0	0	0-0	5	0	0	0	.222	.222
	Berkshire (IND)	.221	84	272	35	60	11	3	9	38	2	0	3	31-5	98	2	1	9	.307	.382
2004	Pennsylvania (IND)	.243	117	440	57	107	17	3	15	49	0	1	3	40-2	146	2	1	4	.310	.398
2005	Bridgeport (IND)	.259	115	378	41	98	19	5	10	58	3	5	3	53-1	114	0	3	6	.351	.415
<b>Minor League Totals</b>		<b>.218</b>	<b>264</b>	<b>806</b>	<b>123</b>	<b>176</b>	<b>47</b>	<b>6</b>	<b>22</b>	<b>103</b>	<b>1</b>	<b>7</b>	<b>14</b>	<b>150-2</b>	<b>294</b>	<b>14</b>	<b>7</b>	<b>14</b>	<b>.348</b>	<b>.373</b>

### DID YOU KNOW?

## ORGANIZATION LEAGUE MVPs

### YEAR PLAYER (LEAGUE)

1997	Jared Sandberg (Appalachian)
1999	Andrew Beinbrink (New York-Penn) Steve Cox (International)
2000	Josh Hamilton (South Atlantic)
2001	Toby Hall (International) Jonny Gomes (Appalachian)
2002	Rocco Baldelli (California) Wes Bankston (Appalachian)
2005	Delmon Young (Southern)
2006	Reid Brignac (California) Kevin Witt (International)

### YEAR PLAYER (LEAGUE)

2007	Evan Longoria (Southern)
2009	Desmond Jennings (Southern)
2010	Dan Johnson (International)
2011	Russ Canzler (International)
2017	Brandon Lowe (Florida State)
2018	Wander Franco (Appalachian)
2021	Jonathan Aranda (Double-A South) Diego Infante (Low-A East)
2022	Jonathan Aranda (International)

TB



# MAJOR LEAGUE STAFF



## JOSEPH BENGÉ / HEAD ATHLETIC TRAINER

Bengé, 45, begins his 13th season in the Rays organization and sixth as head athletic trainer. He is the fourth head athletic trainer in club history, following Jamie Reed (1997-2002), Ken Crenshaw (2003-05) and Ron Porterfield (2006-17). Prior to his current role, he spent six years (2012-17) as minor league medical coordinator, overseeing all minor league athletic trainers and rehabilitation with minor league players. Bengé joined the organization in 2011 as the athletic trainer for Triple-A Durham. He was named the 2015 Minor League Athletic Trainer of the Year by the Professional Baseball

Athletic Trainers Society (PBATS) and served as athletic trainer for the World Team at the All-Star Futures Game in San Diego the following year. Prior to the Rays, he spent 10 seasons as an athletic trainer in the Orioles system (2001-10) and reached Double-A Bowie during his final four seasons there. He graduated from Loyola (Md.) College with a bachelor's degree in biology in 1999 and received his master's degree in kinesiology from Fresno Pacific University in 2010. Bengé resides in Sarasota and has a daughter, Isla.



## MIKE SANDOVAL / FIRST ASSISTANT ATHLETIC TRAINER

Sandoval, 57, was promoted to first assistant athletic trainer in November 2021 after four years as assistant athletic trainer. Entering his 12th season in the Rays organization, he spent the previous six years (2012-17) as an athletic trainer with Triple-A Durham. He was named an athletic trainer for the AL Team for the 2022 All-Star Game at Dodger Stadium. In 2021, he was named Rays co-Employee of the Year as a result of his efforts and dedication as the club's designated Infection Control Protection Coordinator (ICPC) during the COVID-19 pandemic. In total, he begins his 37th season in professional baseball, including 25 years with the Pirates organization. From 2001-11, he was the Pirates assistant athletic

trainer and major league rehab coordinator. He also worked for Team Mexico in the World Baseball Classic in 2006 and 2009. He began his professional career in 1987 as athletic trainer for the Watertown Pirates of the New York-Penn League. He has also worked with Rookie-level Princeton (1988), Class-A Salem (1989), Double-A Harrisburg (1990), Double-A Carolina (1991, 1997-98), Triple-A Buffalo (1992-94), Triple-A Calgary (1995) and Double-A Altoona (1999-2000). Sandoval graduated from New Mexico State University in 1988 with a degree in physical education and sports medicine. He and his wife, Dodie, have a son, Michael Jr.



## AARON SCOTT / ASSISTANT ATHLETIC TRAINER

Scott, 44, was named assistant athletic trainer for the major league staff in the Rays organization in November 2021 and begins his seventh season in the Rays organization. Prior to his current role, he spent four years as the minor league medical coordinator, overseeing all minor league athletic trainers and rehabilitation with minor league players. He joined the Rays in 2017 and spent his first season in the organization as athletic trainer for Class-A Charlotte. Scott previously worked in the Phillies (2015-16) and Orioles (2004-14) organizations. He was named the 2016 Eastern League Trainer of the Year while working

with the Reading Phillies and the 2009 South Atlantic League Trainer of the Year while with the Delmarva Shorebirds (Orioles). He received his bachelor's degree in athletic training from the University of Northern Iowa, then completed two internships with the NFL's Detroit Lions and was the assistant athletic trainer for the Berlin Thunder of NFL Europe in 2003 prior to joining the Orioles. Scott resides in Lakewood Ranch.





## **WILSON DIEZ** / MAJOR LEAGUE PHYSICAL THERAPIST

Diez, 30, was named major league physical therapist in February 2022. He has been named physical therapist for the Dominican Republic in the 2023 World Baseball Classic. Prior to joining the Rays, he spent four years as a physical therapist specialist in New Jersey. He also interned with the Athletics in the Dominican Republic with their DSL team and the Mets at their spring training facility in Port St. Lucie, Fla. Diez received his bachelor's degree in athletic training from Kean University and doctorate degree in physical therapy from Marymount University. He resides in Tampa.



## **SHINICHIRO FUKUDA** / MAJOR LEAGUE ATC/ACUPUNCTURIST

Fukuda, 37, enters his 10th season in the Rays organization and fourth full season as major league ATC/acupuncturist. He provides acupuncture treatment to players and assists with daily treatment, prevention, evaluation and rehabilitation of injuries. He served as minor league athletic trainer at the player development complex in Port Charlotte from 2015-19. Fukuda joined the Rays in 2014 as a seasonal assistant athletic trainer at the player development complex, which included minor league spring training, extended spring, the Gulf Coast League Rays and instructional league. Prior to the

Rays, he completed internships with Auburn University's baseball team (2014), EXOS (2013), the Nationals (2012-13), Diamondbacks (2012) and Major League Soccer's Sporting Kansas City (2011). He earned an associate degree in athletic training and acupuncture from Trident Sports Medical College in Nagoya, Japan in 2007. He received his bachelor's degree in athletic training from Troy University in 2013 and his master's in oriental medicine and acupuncture from East West College of Natural Medicine in 2018. Originally from Himeji, Japan, Fukuda and his wife, Shiori, live in Sarasota with their two children, Sara and Sana.



## **TRUNG CAO** / STRENGTH & CONDITIONING COORDINATOR

TC., 56, begins his 28th season in professional baseball and seventh as the Rays strength and conditioning coordinator. Following the 2020 season, he was selected by his peers as the Strength Coach of the Year. Prior to joining the major league staff, he spent 11 seasons as the organization's minor league strength and conditioning coordinator. He served as the White Sox's minor league strength and conditioning coordinator from 1996-2005. Cao received his bachelor's degree in physical education studies from the University of Delaware. He resides in Bradenton with his wife, Helen, and their children, Ethan and Eli.



## **JOEY GREANY** / STRENGTH & CONDITIONING ASSISTANT

Greany, 39, enters his 16th season in professional baseball and seventh as the Rays strength and conditioning assistant. Prior to his current role, he spent nine seasons (2008-16) with the Royals as their minor league strength and conditioning coach. He is a five-time recipient of the Professional Baseball Strength and Conditioning Coaches Society Minor League Baseball Strength and Conditioning Coach of the Year Award. Greany played baseball at Alfred State (N.Y.) College and Martin Methodist (Tenn.) College while earning his bachelor's degree in physical education. He received his

master's degree in exercise science at California University of Pennsylvania and was inducted into the Alfred State College Athletic Hall of Fame in 2011 and Valley Central High School Athletic Hall of Fame in 2018. Joey and his wife, Ellen, reside in Tampa with their three children: Joseph, Cora and Lucas.





## BRAD EPSTEIN / REHAB COORDINATOR/PHYSICAL THERAPIST

Epstein, 39, was named rehab coordinator/physical therapist in December 2022. He has been named athletic trainer for Team Israel in the 2023 World Baseball Classic. He joined the Rays after 13 seasons with the Reds, including the last six as director of physical therapy in conjunction with being an assistant major league ATC in 2022. He spent the 2010-16 seasons with the Reds as physical therapist and rehabilitation coordinator. Prior to the Reds, he worked as a physical therapist at New York SportsMed and at Physical Therapy in New York City. Epstein received his bachelor's degree in athletic training and pre-physical therapy from Baldwin-Wallace University in 2005 and doctorate degree in physical therapy from Columbia University in 2009. He and his wife, Randi, reside in Cincinnati and have one son, Parker.



## JOEL SMITH / MAJOR LEAGUE REHAB ATC

Smith, 44, enters his 20th season with the Rays organization and first on the major league staff. He spent the 2022 season as the complex medical coordinator and the previous 13 seasons (2009-21) as minor league rehabilitation coordinator. He spent his first five seasons as an athletic trainer at various Rays affiliates: Double-A Montgomery in 2008, Class-A Vero Beach in 2007 and Short-A Hudson Valley from 2004-06. In 2003, Smith interned with the Rays during minor league spring training and with the Class-A Tampa Yankees during the regular season. He graduated from the University of South Florida in 2003 with a degree in athletic training and worked with the baseball, football, women's soccer and track and field teams. Joel and his wife, Sara, reside in Sarasota with their children, Emma and John.



## BRYAN KING / MAJOR LEAGUE REHAB STRENGTH & CONDITIONING COACH

King, 43, was named major league rehab strength and conditioning coach in December 2021 and enters his 10th season in the Rays organization. In this role, he focuses on the rehabilitation process of post-injured and post-operative major league players, while also assisting the strength and conditioning team. He spent the previous eight seasons as strength and conditioning coach for Triple-A Durham and was named International League Strength and Conditioning Coach of the Year in 2018 and 2021 by the Professional Baseball Strength and Conditioning Coaches Society. Prior to the Rays, King worked in the Blue Jays organization for seven years, including the last five as strength and conditioning coach for the major league club. He served as minor league strength coach with Cleveland for two years and Triple-A Oklahoma City (Rangers) for one year. King played baseball at the University of Oklahoma while earning his degree in sociology. He was signed by the Mariners as a non-drafted free agent in 2002 and spent one season in their minor league system. He resides in Clearwater with his wife, Kim, and their son, Kayden.



## JUSTIN SU'A / HEAD OF MENTAL PERFORMANCE

Su'a (SOO-uh), 40, enters his fifth season in the Rays organization. In addition to his primary focus as mental performance coach for the major league club, he oversees the entire mental performance training program for the organization, which includes four mental skills coaches for the team's minor league affiliates and player development program. Prior to joining the organization, he spent four seasons as mental skills coordinator for the Red Sox and three seasons as mental performance coach for the NFL's Cleveland Browns. He also served as the head of mental conditioning at IMG Academy in Bradenton, Fla. and as a performance enhancement expert for the United States Army. A former pitcher at Brigham Young University, Justin earned his master's degree in sports psychology from the University of Utah. He resides in Bradenton with his wife, Melissa, and their three children.





---

## **CHRIS FERNANDEZ** / MAJOR LEAGUE VIDEO COORDINATOR

---

“Chico” begins his 26th season with the Rays. He held positions with the Cardinals, Reds and Blue Jays organizations before joining the Rays. Prior to that, the St. Petersburg native coached high school baseball for five years, winning the Florida state championship in 1997 with Naples Barron Collier High School. He has one son, Chad Joseph.



---

## **TYLER WALL** / HEAD HOME CLUBHOUSE & EQUIPMENT MANAGER

---

Wall, 38, enters his 15th season with the Rays and third as the head home clubhouse and equipment manager. He served as home equipment manager for three seasons (2018-20) and umpires' locker room attendant and home clubhouse attendant for eight seasons (2010-17). In 2022, he was named Rays co-Employee of the Year. Wall originally joined the Rays as a bat boy during the 2009 season. He graduated from Southern New Hampshire University with a bachelor's degree in sport management and business studies. He and his wife, Regina, reside in Tampa with their children, Caleb and Vivian.



---

## **BRANDON RICHESIN** / HEAD VISITING CLUBHOUSE MANAGER

---

“Tank,” 47, begins his 24th season in the Rays organization and third as head visiting clubhouse manager. Prior to his current role, he had served as a visitors' clubhouse attendant since joining the Rays organization in 2000. Tank has been selected to work seven All-Star Games and the 2013 and 2017 World Baseball Classics. He graduated from Florida State University in 1998 with a bachelor's degree in social science and worked four years as a student manager for the Seminoles football team. He resides in Gulfport.



---

## **THOMAS CULKIN** / ASSISTANT HOME CLUBHOUSE MANAGER

---

Culkin, 28, enters his 11th season in the Rays organization and fourth as the assistant home clubhouse manager. He has been named clubhouse manager for Team Italy in the 2023 World Baseball Classic. He previously served as a home clubhouse assistant (2017-19) and clubhouse attendant/bat boy (2016) with the major league club. The Long Island, N.Y. native joined the organization in 2013 as an intern with Class-A Charlotte and later worked as clubhouse assistant/bat boy and assistant clubhouse manager in Port Charlotte. He graduated from Southern New Hampshire University with a bachelor's degree in business studies and organizational leadership. He and his wife, Nikole, reside in St. Petersburg.



---

## **JERRY CULKIN** / HOME CLUBHOUSE ASSISTANT

---

Culkin, 23, begins his ninth season in the Rays organization and third as home clubhouse assistant. He previously served as a clubhouse attendant (2020) and bat boy (2017-19) for the major league club. A native of Long Island, N.Y., he joined the Rays in 2015 as a bat boy with Class-A Charlotte and later worked as the assistant clubhouse manager in Port Charlotte. He graduated from the University of South Florida with a bachelor's degree in quantitative economics and econometrics. He resides in St. Petersburg.





## JONAH McELWEE / HOME CLUBHOUSE ASSISTANT

McElwee, 27, enters his 11th season in the Rays organization and second as home clubhouse assistant. Prior to his current role, he served as assistant of major league food services during the 2021 season and clubhouse attendant/bat boy from 2015-20. He joined the Rays organization in 2013 with Class-A Charlotte, spending one season as a bat boy and one season as visiting clubhouse manager. He resides in Tampa.



## TORIAN SANDS / HOME CLUBHOUSE ASSISTANT

Sands, 41, begins his 25th season in the Rays organization and 20th as home clubhouse assistant. He joined the Rays as a bat boy for the inaugural 1998 season and spent five seasons in that role before joining the home clubhouse staff. He resides in St. Petersburg.



## TOMMY KEHL / HOME CLUBHOUSE ASSISTANT

Kehl, 24, enters his fifth season in the Rays organization and first as home clubhouse assistant, currently serving as the laundry room liaison. He previously served as home clubhouse attendant (2021-22) and home kitchen assistant (2019-20). Prior to joining the Rays, he spent the 2018 season with the Orioles, where he trained under legendary Orioles clubhouse manager Freddy Tyler. He was also a bot boy for the Orioles during spring training at Ed Smith Stadium from 2012-18. He currently resides in Sarasota.



## TOM BERNIER / ASSISTANT VISITING CLUBHOUSE MANAGER

Bernier, 44, enters his 19th season in the Rays organization and third as assistant visiting clubhouse manager. He joined the organization in 2005 as visiting clubhouse attendant. Bernier was selected to work the 2014 All-Star Game at Target Field in Minneapolis. He graduated from Florida State University and worked for the Seminoles baseball team for seven years. He lives in St. Petersburg with his wife, Michelle.



## COURTNEY ELLISON / MAJOR LEAGUE DIETITIAN

Ellison, 30, was named major league dietitian in January 2022 and enters her second season in the Rays organization. In this role, she designs and implements nutrition recovery and fueling strategies to maximize performance goals. Prior to joining the Rays, she served as performance nutrition coordinator with the Pirates for three years, overseeing minor league nutrition and assisting the major league club. Ellison graduated from the University of Tennessee with a bachelor's degree in nutrition and kinesiology and received her master's degree in exercise and nutrition science from

Lipscomb University. She resides in Bradenton with her husband, Jake, and daughter, Avery.





---

## **MISHA DWORKEN** / BULLPEN CATCHER / 99

---

Dworken, 45, begins his ninth season as a Rays bullpen catcher. Prior to joining the Rays, he spent two summers managing the Torrington (Conn.) Titans of the Futures Collegiate Baseball League. After catching at Sarasota High School and St. Petersburg Community College, he signed with the Astros and played independent ball for seven years. He and his wife, Leigh Merritt, reside in Sarasota with their son, Carter, and daughter, Catherine.



---

## **CHARLIE VALERIO** / BULLPEN CATCHER / 96

---

Valerio, 32, begins his second season as a Rays bullpen catcher. He joined the Rays after 11 years in the minors, independent ball and winter leagues. He signed with Cleveland as an international free agent out of the Dominican Republic in May 2010 and played five seasons in their system, reaching Double-A Akron in 2014. He signed a minor league contract with the Padres in November 2019 but did not appear in a game due to the cancellation of the 2020 minor league season. Valerio played independent ball in the American Association from 2015-18 and 2021, and in the Atlantic League in 2019. Before joining the Rays, he spent eight straight offseasons with the Leones del Escogido in the Dominican Winter League. He played for the Dominican Republic in the 2020 Tokyo Olympics and won a bronze medal.



---

## **DAN MOELLER**

HEAD GROUNDSKEEPER/DIRECTOR OF OPERATIONS, CHARLOTTE SPORTS PARK

---

Moeller, 64, enters his 26th season with the Rays, 23rd as head groundskeeper and third as director of operations, Charlotte Sports Park. In addition to his responsibilities as head groundskeeper at both Tropicana Field and Charlotte Sports Park, he handles year-round management of security, ticketing, promotions, sponsorships and budget at the Port Charlotte complex. His responsibilities also include field maintenance, landscaping, coordination of major and minor league spring training, extended spring, Florida Complex League, instructional league and county-sponsored tournaments at Charlotte Sports Park. Moeller is a key advisor and consultant in the fields at the Rays Dominican Republic Academy and the Rays Field Renovation Program. He joined the Rays in December 1997 as the assistant head groundskeeper. Born in Largo, Fla., he and his wife, Karen, have three children and four grandchildren.





## HOME CLUBHOUSE STAFF



**ERIK  
HART**

FOOD  
SERVICES  
MANAGER  
(3rd SEASON)



**SCOTT  
CURSI**

CLUBHOUSE  
ATTENDANT,  
UMPIRES  
(25th SEASON)



**NICK  
BOND**

BAT BOY/  
CLUBHOUSE  
ATTENDANT  
(2nd SEASON)

**NOT PICTURED:** NICK BODEKER (BAT BOY/CLUBHOUSE ATTENDANT)

## VISITING CLUBHOUSE STAFF



**NICK  
COWAN**

CLUBHOUSE  
ATTENDANT  
(12th SEASON)

**NOT PICTURED:** MATTHEW YARBROUGH (CLUBHOUSE ATTENDANT)

## ADDITIONAL MAJOR LEAGUE STAFF



**BOBBY  
KINNE**

COORDINATOR,  
MAJOR LEAGUE  
OPERATIONS  
(6th SEASON)



**RANDELL  
KANEMARU**

ASSISTANT,  
REPLAY & ADVANCE  
SCOUTING  
(2nd SEASON)



**MANNY  
NAVARRO**

SPANISH  
TRANSLATOR/  
BP THROWER  
(7th SEASON)



**RAY  
ALLEN**

MASSAGE  
THERAPIST  
(6th SEASON)



**HOMARE  
WATANABE**

MASSAGE  
THERAPIST  
(3rd SEASON)



---

# TEAM DOCTORS

---



## DR. KOCO EATON / HEAD ORTHOPEDIC TEAM PHYSICIAN

---

Dr. Koco Eaton enters his 26th season with the Rays. He has a private practice in sports medicine and orthopedic surgery in St. Petersburg. Dr. Eaton has also served as the team physician for the NFL's Tampa Bay Buccaneers and the USL's Tampa Bay Rowdies. He graduated from Columbia University in 1983 and Johns Hopkins School of Medicine in 1987 before completing his fellowship in sports medicine at the American Sports Medicine Institute in Birmingham, Ala., and his orthopedic surgery residency at the Union Memorial Hospital in Baltimore. He and his wife, Karen, reside in St. Petersburg.



## DR. JOHN GROSS / HEAD PRIMARY CARE TEAM PHYSICIAN

---

Dr. John A. Gross enters his 16th season in the Rays organization and sixth as the head primary care team physician. Dr. Gross is board-certified in family medicine and sports medicine by the American Board of Family Medicine and has a full-time practice caring for high-level athletes, Ironman triathletes and other patients in St. Petersburg. He is a graduate of the Leadership St. Pete Class of 2008 and currently serves as president of the Florida Academy of Family Physicians. After earning his medical degree at The Ohio State University College of Medicine, Dr. Gross completed his residency in family medicine as well as a fellowship in sports medicine at Bayfront Medical Center. He also holds a bachelor's degree in biology and psychology from Washington University in St. Louis. He resides in St. Petersburg.



## DR. JAMES ANDREWS / ORTHOPEDIC CONSULTANT

---

Dr. James Andrews is internationally known and recognized for his scientific and clinical research contributions in knee, shoulder and elbow injuries, as well as his skill as an orthopaedic surgeon. He is a founding partner and the medical director of Andrews Institute for Orthopaedics & Sports Medicine and president and chairman of the board of the Andrews Research & Education Foundation. He has been a mentor for more than 600 orthopaedic and sports medicine fellows and over 45 primary care sports medicine fellows. He graduated from Louisiana State University in 1963, completed studies at the LSU School of Medicine in 1967 and his orthopaedic residency at Tulane Medical School in 1972.



# 40-MAN ROSTER



BEN JACKSON / MLB PHOTOS VIA GETTY IMAGES



47

RIGHT-HANDED PITCHER

# JASON ADAM

Jason Kendall Adam

BATS **RIGHT**THROWS **RIGHT**HEIGHT **6'3"**WEIGHT **230**OPENING DAY AGE **31**MAJOR LEAGUE SERVICE **2 years, 132 days**BORN **8/4/91 in Omaha, NE**RESIDES **Belton, MO**CONTRACT STATUS **Signed through 2023**SIGNING SCOUT **Steve Gossett (Royals)**ACQUIRED **Signed as a free agent, 3/17/22**

## X-RAY REPORT

- Jason and his wife, Kelsey, have three daughters: Kinsley (4), Joelle (2) and Selah (1), and a fourth due in July...his wife played a vital role in turning him into the epitome of a "girl dad," a term coined by NBA legend Kobe Bryant...in a podcast, Jason said, "I never was good at sitting there and telling somebody how much I love them. But when it's your daughter, you look at them and you're like, 'I need to pour into their soul.'"
- Jason began his career with the Kane County Cougars...after the canceled 2020 season, the team was cut from the Midwest League as part of MLB's reorganization of the minor leagues... they are now part of the American Association, an independent MLB Partner League.
- Jason will pitch for Team USA in the 2023 World Baseball Classic.

## 2022 SEASON

- Led the team with 67 apps and led the Rays bullpen with 63.1 IP and 75 SO...min. 50 IP; his 1.56 ERA ranked 4th in the AL behind HOU Ryne Stanek (1.15), CLE Emmanuel Clase (1.36) and BAL Cionel Pérez (1.40)...ranked 4th among relievers in franchise history behind Fernando Rodney (0.60) in 2012, Joaquin Benoit (1.34) in 2010 and Grant Balfour (1.54) in 2008.
- Held opponents to a .147 avg. (31-for-211) with 9 XBH...ranked among AL relievers in opp avg. (2nd), opp OBP (.229, 3rd) and opp SLG (.242, 7th)... his .471 opp OPS ranked 2nd among AL relievers behind CLE Emmanuel Clase (.425).
- Held left-handed hitters to a .136 avg. (11-for-81), 5th in the AL (min. 50 AB).
- Allowed 9.7 pct. (3 of 31) of inherited runners to score, 2nd in the majors (min. 20 IR) behind BAL Dillon Tate (8.7)...stranded 27 straight from

May 5-Sep 17, passing J.P. Howell (26) from June 11-Sep 23, 2008 for the longest streak in club history...marked the longest single-season streak in the majors since OAK Ryan Dull (36) in 2016.

- Had a whiff rate of 46.1 pct. on his slider and 34.4 pct. on his changeup.
- Was one of four players from the Opening Day roster to remain active all season, joining Randy Arozarena, Corey Kluber and Taylor Walls.
- Did not allow a hit in his first 9 apps, the 2nd-longest streak of hitless apps to start a season in club history behind Scott Aldred (11) in 1999.
- Did not allow a run in 18 apps and 16.2 IP from May 5-June 18 and opponents hit .132 (7-for-53) against him over that stretch...marked the longest run of scoreless apps in his career.
- Made his second straight Opening Day roster.
- On May 13 vs. TOR, pitched a perfect 9th inning for the first save of his major league career.
- On June 9 vs. STL, faced the minimum in the 9th inning for his second save...went to a 3-ball count on all 3 BF, walking the leadoff batter before getting a Nolan Gorman swinging strike-out and Tyler O'Neill double play grounder.
- On June 20 vs. NYY, allowed a go-ahead, RBI triple to Aaron Hicks in the 9th inning and a sacrifice fly to Jose Trevino, ending scoreless streaks of 18 apps and 16.2 IP...the 2 ER were his most since April 25, 2021 vs. MIL (5, with CHC).
- On July 3 at TOR, inherited the bases loaded with a 7-3 lead and 1 out in the 9th inning... struck out both Lourdes Gurriel Jr. and pinch-hitter Alejandro Kirk for the save.
- On Aug 16 at NYY, recorded a save of 4 outs (or more) for the first time in his career...inherited 1-on, 2-out in the 8th inning to face the potential



game-tying run and induced an Aaron Judge fielder's choice before pitching a perfect 9th.

- ◆ On Sep 23 vs. TOR, allowed a pair of inherited runners to score...ended a club-record streak of stranding 27 consecutive inherited runners.
- ◆ **POSTSEASON:** Pitched in Game 2 of the AL Wild Card Series at CLE, going two scoreless innings...inherited 2-on, 0-out in the 6th inning of a 0-0 game and his first pitch resulted in a hit batter...escaped the jam with a strikeout and double play grounder, and faced the minimum in the 7th.

“

[He has] arguably as good of stuff as any reliever in the game. And he goes out on a consistent basis and puts it to work. And you combine it with the fact that it's really elite stuff, you're going to have a lot of success.

**PITCHING COACH KYLE SNYDER**  
| Tampa Bay Times |

”

## CAREER HIGHLIGHTS

- ◆ Made the Cubs Opening Day roster in **2021**, the first of his career...was with the Cubs for four stints: Opening Day–April 25, May 7–14, Sep 24 (29th Man) and Sep 28 through season's end.
- ◆ His last 4 apps spanning two stints and 4 IP were scoreless...nine of his 12 apps were scoreless, yielding 1 run twice and 5 runs in the other.
- ◆ Struck out 38.0 pct. (19 of 50) of batters faced.
- ◆ Placed on Triple-A Iowa's injured list on May 23 with an open dislocation of his left ankle...designated for assignment two days later and released on May 26...re-signed with the Cubs on a minors deal on July 12 and returned to game action with the Rookie-level ACL Cubs on Sep 7.
- ◆ In **2020**, made 13 apps over two stints with the Cubs...selected to the active roster on Aug 16 and made 3 apps before being optioned...recalled again on Sep 2 and remained in the majors for the rest of the season...after his Sep 2 recall, went 2-0 with a 1.80 ERA (10-IP, 2-ER) in 10 apps.
- ◆ In **2019**, made 23 apps over two stints with the Blue Jays, including Aug 21 through the end of the season...went 2-0 with a 0.87 ERA (10.1-IP, 1-ER) in 12 apps in September.
- ◆ Spent time in the minors between the GCL Blue Jays, Class-A Dunedin and Triple-A Buffalo,

going 1-3 with a 2.08 ERA (17.1-IP, 4-ER) in 14 apps (1 start) between the three levels...missed three months due to a right elbow strain.

- ◆ On Aug 10 vs. NYY, pitched 1.1 scoreless innings and recorded his first career win after Vladimir Guerrero Jr. hit a go-ahead, 2-run triple.
- ◆ In **2018**, made 31 apps over three stints with the Royals, his first career major league action.
- ◆ His first 4 apps spanning 5.1 IP were scoreless...on May 5 vs. DET, pitched the top of the 9th inning of a 3-2 loss in his major league debut.
- ◆ Went 3-0 with a 1.50 ERA (24-IP, 4-ER) and 32 SO in 17 apps between Double-A Northwest Arkansas and Triple-A Omaha.
- ◆ Missed two months of the **2017** season with right elbow inflammation...went 1-0 with a 4.80 ERA (15-IP, 8-ER) between four clubs in the Padres and Royals systems...signed with the Royals after being released in August.
- ◆ Missed the **2016** and **2015** seasons due to a right elbow stress fracture that required surgery.
- ◆ In **2014**, went 5-9 with a 4.70 ERA (120.2-IP, 63-ER) in 29 apps (19 starts) between two organizations...traded from the Royals to Twins on Aug 11 for outfielder Josh Willingham.
- ◆ Made 10 apps for the Salt River Rafters in the Arizona Fall League.
- ◆ Spent the **2013** season in Northwest Arkansas...from the start of May through season's end, went 8-9 with a 3.93 ERA (123.2-IP, 54-ER).
- ◆ Ranked 3rd in the Texas League with 126 SO...tied for 5th with 26 starts and ranked 6th with 144 IP and 11 losses.
- ◆ Went 2-2 with a 4.03 ERA (29-IP, 13-ER) and 24 SO in 7 starts with the Peoria Javelinas in the Arizona Fall League.
- ◆ Ranked by *Baseball America* as the No. 9 prospect in the Royals system following the season.
- ◆ In **2012**, ranked 2nd in the Carolina League with 158 IP...tied for 3rd with 123 SO and ranked 4th in WHIP (1.16) and 6th in ERA (3.53)...yielded a league-high 18 HR and tied for 2nd in losses (12).
- ◆ In **2011**, made his professional debut and spent the entire season with Class-A Kane County.

## AMATEUR CAREER

- ◆ Selected by the Royals in the fifth round of the 2010 Amateur Draft out of Blue Valley Northwest (Mo.) High School, which is 22 miles from Kauffman Stadium.
- ◆ Committed to the University of Missouri before signing with the Royals.



## CAREER HIGHS

### LONGEST OUTING

2.2, 8/8/19 vs. NYY

### STRIKEOUTS

4, 3x-last 8/19/20 vs. STL (G1)

### WALKS

3, 9/26/20 at CHW

### HR ALLOWED

2, 2x-last 8/17/18 at CHW

### RUNS ALLOWED

5, 2x-last 4/25/21 vs. MIL

### HITS ALLOWED

4, 8/17/18 at CHW

### WIN STREAK

3G, 2x-last 9/12/20 - 10/2/21

### LOSS STREAK

3G, 6/10/18 - 8/2/18

## CAREER PITCHING

YEAR	CLUB	W	L	ERA	G	GS	CG	SHO	SV	IP	H	R	ER	HR	HB	BB-I	SO	WP	BK
2011	Kane County	6	9	4.23	21	21	0	0	0	104.1	94	60	49	9	6	25-0	76	3	1
2012	Wilmington	7	12	3.53	27	27	0	0	0	158.0	148	73	62	18	13	36-0	123	3	0
2013	NW Arkansas	8	11	5.19	26	26	0	0	0	144.0	153	98	83	12	15	54-1	126	8	1
2014	NW Arkansas	4	8	5.03	19	18	0	0	0	98.1	107	62	55	9	5	30-0	89	5	0
	Omaha	1	1	2.35	8	0	0	0	0	15.1	17	4	4	0	3	4-0	11	1	0
	New Britain	0	0	5.14	2	1	0	0	0	7.0	10	4	4	0	0	2-0	3	1	0
2015										Injured-Did Not Pitch									
2016										Injured-Did Not Pitch									
2017	AZL Padres 2	1	0	0.00	2	0	0	0	0	2.0	1	0	0	0	0	2-0	4	0	0
	AZL Padres	0	0	5.79	5	0	0	0	0	4.2	5	3	3	0	0	0-0	8	3	0
	San Antonio	0	0	0.00	1	0	0	0	0	2.0	1	0	0	0	0	0-0	2	1	0
	NW Arkansas	0	0	7.11	5	0	0	0	0	6.1	3	5	5	0	1	4-0	11	2	0
2018	NW Arkansas	1	0	1.59	6	0	0	0	0	11.1	5	2	2	0	1	4-0	17	1	1
	Omaha	2	0	1.42	11	0	0	0	4	12.2	6	4	2	0	1	7-0	15	4	0
	<b>Kansas City</b>	<b>0</b>	<b>3</b>	<b>6.12</b>	<b>31</b>	<b>0</b>	<b>0</b>	<b>0</b>	<b>0</b>	<b>32.1</b>	<b>30</b>	<b>22</b>	<b>22</b>	<b>9</b>	<b>3</b>	<b>15-1</b>	<b>37</b>	<b>4</b>	<b>1</b>
2019	GCL Blue Jays	0	0	0.00	2	0	0	0	0	1.1	1	0	0	0	0	2-0	1	0	0
	Dunedin	0	0	0.00	1	1	0	0	0	2.0	0	0	0	0	0	1-0	3	0	0
	Buffalo	1	3	2.57	11	0	0	0	1	14.0	10	7	4	2	0	5-1	20	0	1
	<b>Toronto</b>	<b>3</b>	<b>0</b>	<b>2.91</b>	<b>23</b>	<b>0</b>	<b>0</b>	<b>0</b>	<b>0</b>	<b>21.2</b>	<b>15</b>	<b>8</b>	<b>7</b>	<b>1</b>	<b>3</b>	<b>10-1</b>	<b>18</b>	<b>1</b>	<b>2</b>
2020	<b>Chicago-NL</b>	<b>2</b>	<b>1</b>	<b>3.29</b>	<b>13</b>	<b>0</b>	<b>0</b>	<b>0</b>	<b>0</b>	<b>13.2</b>	<b>9</b>	<b>7</b>	<b>5</b>	<b>2</b>	<b>0</b>	<b>8-0</b>	<b>21</b>	<b>0</b>	<b>0</b>
2021	<b>Chicago-NL</b>	<b>1</b>	<b>0</b>	<b>5.91</b>	<b>12</b>	<b>0</b>	<b>0</b>	<b>0</b>	<b>0</b>	<b>10.2</b>	<b>10</b>	<b>7</b>	<b>7</b>	<b>1</b>	<b>3</b>	<b>6-0</b>	<b>19</b>	<b>0</b>	<b>0</b>
	Iowa	1	0	0.00	5	0	0	0	1	6.1	4	0	0	0	0	1-0	6	1	0
	ACL Cubs	2	0	3.00	3	1	0	0	0	3.0	4	1	1	0	0	1-0	3	0	2
2022	<b>Tampa Bay</b>	<b>2</b>	<b>3</b>	<b>1.56</b>	<b>67</b>	<b>0</b>	<b>0</b>	<b>0</b>	<b>8</b>	<b>63.1</b>	<b>31</b>	<b>12</b>	<b>11</b>	<b>5</b>	<b>6</b>	<b>17-2</b>	<b>75</b>	<b>2</b>	<b>0</b>
<b>Minor League Totals</b>		<b>34</b>	<b>44</b>	<b>4.16</b>	<b>155</b>	<b>95</b>	<b>0</b>	<b>0</b>	<b>6</b>	<b>592.2</b>	<b>569</b>	<b>323</b>	<b>274</b>	<b>50</b>	<b>45</b>	<b>178-2</b>	<b>518</b>	<b>33</b>	<b>6</b>
<b>Major League Totals</b>		<b>8</b>	<b>7</b>	<b>3.30</b>	<b>146</b>	<b>0</b>	<b>0</b>	<b>0</b>	<b>8</b>	<b>141.2</b>	<b>95</b>	<b>56</b>	<b>52</b>	<b>18</b>	<b>15</b>	<b>56-4</b>	<b>170</b>	<b>7</b>	<b>3</b>

1: Selected by the Kansas City Royals in the fifth round of the 2010 Amateur Draft...signed by Steve Gossett. 2: Acquired by the Minnesota Twins from Kansas City in exchange for OF Josh Willingham, August 11, 2014. 3: Signed by the San Diego Padres as a free agent, February 15, 2017. 4: Signed by the Kansas City Royals as a free agent, August 18, 2017. 5: Acquired by the Toronto Blue Jays from Kansas City in exchange for cash considerations, March 17, 2019. 6: Signed by the Chicago Cubs as a free agent, January 30, 2020. 7: Signed by the Tampa Bay Rays as a free agent, March 17, 2022.

## CAREER FIELDING

YEAR	POSITION	PCT	G	PO	A	E	TC	DP
2018	Pitcher	1.000	31	0	2	0	2	0
2019	Pitcher	.833	23	3	2	1	6	1
2020	Pitcher	.667	13	0	2	1	3	0
2021	Pitcher	1.000	12	1	0	0	1	0
2022	Pitcher	1.000	67	1	2	0	3	0
<b>Totals</b>		<b>.867</b>	<b>146</b>	<b>5</b>	<b>8</b>	<b>2</b>	<b>15</b>	<b>1</b>

## POSTSEASON PITCHING

YEAR	SERIES	CLUB	W	L	ERA	G	GS	CG	SHO	SV	IP	H	R	ER	HR	HB	BB-I	SO	WP	BK
2022	ALWC	TB vs. CLE	0	0	0.00	1	0	0	0	0	2.0	1	0	0	0	1	0-0	2	0	0

## LEFT-RIGHT BREAKDOWN

	2022				CAREER			
	AVG	AB	H	HR	AVG	AB	H	HR
vs. Left	.136	81	11	2	.174	207	36	7
vs. Right	.154	130	20	3	.202	292	59	11




62

INFIELDER

# JONATHAN ARANDA

Jonathan Alexander Aranda Ventura (ah-RAHN-dah)

BATS **LEFT**THROWS **RIGHT**HEIGHT **5'10"**WEIGHT **215**OPENING DAY AGE **24**MAJOR LEAGUE SERVICE **47 days**BORN **5/23/98 in Tijuana, MEX**RESIDES **Tijuana, MEX**CONTRACT STATUS **Signed through 2023**SIGNING SCOUT **Eddie Diaz (Rays)**ACQUIRED **Signed as a free agent, 7/2/15**

## X-RAY REPORT

- In 2015, Rays executives and scouts traveled to Mexico to get a better look at a player named Randy Arozarena, who had defected from Cuba and was working out with the Toros team in Tijuana...the Rays were unable to sign Randy due to MLB spending restrictions but saw Aranda in the same workout and later signed him for \$130,000...said Vice President, Assistant General Manager Carlos Rodriguez to the *Tampa Bay Times*: "It's unbelievable, right? There's a saying—you're always dangerous at the ballpark. You may run into something, you may see something. Just by being around, you kind of run into some talent. And sometimes you get lucky."
- Jonathan got the call for his major league debut late night after a seven-hour bus ride with Triple-A Durham...he immediately called his parents, Humberto and Jessica, to share the news...they had never seen him play in the minors, but made the trip from Mexico to St. Petersburg in time for his major league debut.
- He and Blue Jays catcher Alejandro Kirk have been friends since they were 3 years old, and they played on the same youth teams together... they took a photo together at Rogers Centre when Jonathan was active last September.
- He and his fiancée, Milka Medrano, are planning an offseason wedding in Mexico.
- Jonathan will play for Team Mexico in the 2023 World Baseball Classic.

## 2022 SEASON

- Appeared in 32 games and made 21 starts over three stints with the Rays, his first career major league action...was with the Rays from June 21-25, July 10-15 and Sep 1 through season's end.

- Hit .145 (9-for-62) with 2 HR and 4 RBI in 25 games (17 starts) after his Sep 1 recall...ended the season in 0-for-26 and 3-for-45 slumps.
- On June 24 vs. PIT, started at second base in his major league debut and hit a RBI single off Mitch Keller in the 2nd inning...became the 20th Ray all-time to hit safely in his first career plate appearance and first since Vidal Bruján on July 7, 2021 vs. CLE (G1)...became the sixth in club history with a run-scoring hit in the first at-bat of his debut, joining Bruján, Brandon Guyer on May 6, 2011 at BAL, Elijah Dukes on April 2, 2007 at NYY, Jared Sandberg on Aug 7, 2001 vs. NYY and Mickey Callaway on June 12, 1999 at ATL.
- On Sep 13 at TOR (G2), homered off Alek Manoah in the 7th inning and became the second player in franchise history to hit a go-ahead shot in the 7th inning (or later) for his first career homer... joined Bobby Smith on April 13, 1998 vs. MIN, a walk-off homer in the 14th inning in the 11th game of the Devil Rays inaugural season.
- On Sep 22 vs. TOR, homered off José Berrios in the 1st inning, the second homer of his career and first career leadoff homer...became the seventh rookie in franchise history to hit a leadoff homer, joining Randy Arozarena (twice) in 2021, Brandon Lowe on May 7, 2019 vs. ARI, Desmond Jennings on Aug 28, 2011 at TOR, John Jaso (twice) in 2010, Akinori Iwamura (twice) in 2007 and Elijah Dukes (twice) in 2007.
- Won the International League Most Valuable Player Award, becoming the first member of Triple-A Durham to win it since Russ Canzler in 2011...named MVP for Durham by the Rays Baseball Operations department...hit .318/.394/.521 (128-for-403) with 26 2B, 18 HR and 85 RBI in 104 games with the Bulls...ranked among league leaders in OPS (.915, 1st), avg. (2nd),



on-base pct. (2nd), slugging pct. (5th), hits (7th), RBI (tied for 7th) and total bases (210, 9th).

- Named the Rays Minor League Hitter of the Month for July, batting .391/.459/.703 (25-for-64) with 8 2B, 4 HR and 24 RBI in 16 games.
- Ranked by *Baseball America* as the No. 96 overall prospect in the minors following the season... was the No. 6 prospect in the Rays system.
- POSTSEASON:** Was on the roster for the AL Wild Card Series at CLE but did not play.
- Named to the Double-A South postseason All-Star Team...ranked 6th in the league with 58 RBI, 8th with 89 hits and 9th with 19 2B.
- Tied for 3rd among Rays minor leaguers with 5 3B...ranked 6th with 73 runs and 115 hits and tied for 6th with 22 2B between the two levels.
- In **2020**, was not part of the Rays 60-man player pool and did not play following the cancellation of the minor league season.
- Split the **2019** season between Class-A Charlotte and Class-A Bowling Green, and played 2 games with the GCL Rays on a rehab assignment...hit .272/.359/.383 (64-for-235) with 3 HR and 35 RBI.
- Split the **2018** season between Rookie-level Princeton and Short-A Hudson Valley, with an Aug 25 promotion...hit .269/.337/.391 (42-for-156) with 1 HR and 29 RBI in 45 games.

## CAREER HIGHLIGHTS

- In **2021**, enjoyed a breakout season to win Double-A South Most Valuable Player...named MVP for Double-A Montgomery by the Rays Baseball Operations department...led Double-A South with a .325 avg., .410 OBP and .540 SLG.
- Split the season between Class-A Bowling Green and Montgomery, earning a June 1 promotion...

## CAREER BATTING

YEAR	CLUB	AVG	G	AB	R	H	2B	3B	HR	RBI	SH	SF	HB	BB-I	SO	SB	CS	GDP	OBP	SLG
2016	DSL Rays 1	.257	49	175	23	45	6	5	1	17	2	1	7	17-0	32	5	4	1	.345	.366
2017	Princeton	.000	1	4	0	0	0	0	0	0	0	0	0	0-0	3	0	0	0	.000	.000
	GCL Rays	.293	49	174	24	51	9	1	0	15	0	2	3	14-0	28	14	4	4	.352	.356
2018	Princeton	.286	36	126	24	36	8	4	1	25	0	2	3	12-0	18	0	1	4	.357	.437
	Hudson Valley	.200	9	30	2	6	0	0	0	4	0	0	0	2-0	2	0	0	0	.250	.200
2019	Charlotte	.235	5	17	3	4	0	0	0	0	0	0	0	2-0	1	0	0	2	.316	.235
	GCL Rays	.286	2	7	1	2	0	0	0	0	0	0	1	1-0	1	0	0	0	.444	.286
	Bowling Green	.275	59	211	28	58	13	2	3	35	0	4	0	30-1	43	1	1	5	.359	.398
2020																				
2021	Bowling Green	.351	21	74	20	26	3	0	4	7	0	1	5	9-0	13	1	0	1	.449	.554
	Montgomery	.325	79	274	53	89	19	5	10	58	0	5	10	33-0	63	4	2	5	.410	.540
2022	Durham	.318	104	403	71	128	26	1	18	85	0	7	10	45-0	100	4	0	10	.394	.521
	<b>Tampa Bay</b>	<b>.192</b>	<b>32</b>	<b>78</b>	<b>10</b>	<b>15</b>	<b>4</b>	<b>0</b>	<b>2</b>	<b>6</b>	<b>0</b>	<b>0</b>	<b>1</b>	<b>8-1</b>	<b>23</b>	<b>0</b>	<b>0</b>	<b>1</b>	<b>.276</b>	<b>.321</b>
	<b>Minor League Totals</b>	<b>.298</b>	<b>414</b>	<b>1495</b>	<b>249</b>	<b>445</b>	<b>84</b>	<b>18</b>	<b>37</b>	<b>246</b>	<b>2</b>	<b>22</b>	<b>39</b>	<b>165-1</b>	<b>304</b>	<b>29</b>	<b>12</b>	<b>32</b>	<b>.377</b>	<b>.452</b>
	<b>Major League Totals</b>	<b>.192</b>	<b>32</b>	<b>78</b>	<b>10</b>	<b>15</b>	<b>4</b>	<b>0</b>	<b>2</b>	<b>6</b>	<b>0</b>	<b>0</b>	<b>1</b>	<b>8-1</b>	<b>23</b>	<b>0</b>	<b>0</b>	<b>1</b>	<b>.276</b>	<b>.321</b>

1: Signed by the Tampa Bay Rays as a free agent, July 2, 2015...signed by Eddie Diaz.

## CAREER FIELDING

YEAR	POSITION	PCT	G	PO	A	E	TC	DP
2022	Second Base	.918	13	22	23	4	49	4
	First Base	1.000	11	41	1	0	42	3
	Third Base	1.000	6	5	4	0	9	1
	Left Field	-	1	0	0	0	0	0

## LEFT-RIGHT BREAKDOWN

	2022					CAREER				
	AVG	AB	H	HR	RBI	AVG	AB	H	HR	RBI
vs. Left	.143	7	1	0	0	.143	7	1	0	0
vs. Right	.197	71	14	2	6	.197	71	14	2	6





64

RIGHT-HANDED PITCHER

# SHAWN ARMSTRONG

Shawn Michael Armstrong



BATS <b>RIGHT</b>	THROWS <b>RIGHT</b>	HEIGHT <b>6'2"</b>	WEIGHT <b>225</b>
OPENING DAY AGE <b>32</b>		MAJOR LEAGUE SERVICE <b>4 years, 113 days</b>	
BORN <b>9/11/90 in New Bern, NC</b>		RESIDES <b>Raleigh, NC</b>	
CONTRACT STATUS <b>Signed through 2023</b>		SIGNING SCOUT <b>Bob Mayer (Cleveland)</b>	
ACQUIRED <b>Signed as a free agent, 5/10/22</b>			

## X-RAY REPORT

- Shawn is a North Carolina native to the core and lettered in baseball (four years) and cross country (two years) at West Craven High School in Vanceboro...although he was a star on the track, he shined brighter on the mound...prior to going pro, Shawn was a true student athlete at East Carolina University...while majoring in exercise physiology, Armstrong was a two-time Conference USA Commissioner's Honor Roll recipient and three-time East Carolina Director of Athletics Honor Roll recipient.
- Shawn and his wife, Sarah, welcomed their son, Declan Cutter, on March 31, 2021.

## 2022 SEASON

- Made 50 apps (3 starts) between the Marlins and Rays...signed by the Marlins on March 15 and made his third career Opening Day active roster, joining 2017 (with CLE) and 2020 (with BAL).
- Designated for assignment by the Marlins when rosters reduced on May 2...signed a minor league contract with the Rays on May 10...selected to the active roster on May 31 and remained with the Rays through the end of the season.
- Set career highs with 61.2 IP and 66 SO...his 50 apps were the 2nd-most of his career behind 2019 (55)...made the first 3 starts of his career.
- Pitched to a 3.07 ERA (29.1-IP, 10-ER) in his 20 apps from Aug 7 through the end of the season.
- Yielded a combined 1 run in his 3 starts, going 3 IP, 3 IP and 1.2 IP in them...his only run allowed as a starter was a leadoff homer to Aaron Judge.
- Prior to his selection, went 0-0 with a 2.57 ERA (7-IP, 2-ER) and 10 SO in 7 apps for the Bulls.
- On June 16 at NYY, yielded a walk-off homer to Anthony Rizzo and suffered his first loss since

April 12, 2019 vs. HOU (with SEA)...marked the first time in his career he allowed a walk-off hit.

- On July 28 at BAL, allowed a 2-run, inside-the-park homer to Trey Mancini in the 8th inning on a fly ball lost in the sun by right fielder Josh Lowe...it marked the first inside-the-park homer allowed in his career, the 11th allowed in franchise history and first since Chris Archer on March 29, 2018 vs. BOS (Eduardo Núñez)...it marked the first time in club history that a Rays reliever allowed an inside-the-park homer.
- On Aug 22 vs. LAA, recorded the sixth save of his career and first since Aug 4, 2019 vs. TOR (with BAL)...pitched a perfect 9th inning on 9 pitches (all strikes) against the 8-9-1 hitters, leaving Mike Trout in the on-deck circle in a 2-1 win.
- On Aug 30 at MIA, made his first career start after replacing a scratched Shane McClellanahan to start the bottom of the 1st inning...went a career-high-tying 3 IP and the 48 pitches were one shy of his career high from April 13, 2017 vs. CHW (with CLE)...faced the minimum through 2 IP and had the 3rd inning end after a second straight single resulted in an out at third base.
- POSTSEASON:** Pitched in Game 2 of the AL Wild Card Series at CLE, going 1.1 scoreless innings...pitched the 11th inning and struck out his only batter faced in the 12th to preserve a 0-0 game.

## CAREER HIGHLIGHTS

- In **2021**, made 20 apps for the Orioles before being designated for assignment by them on June 4...began the season on the paternity list and made his season debut in the Orioles fourth game of the season...outrighted to Triple-A Norfolk on June 11 and traded to the Rays in exchange for cash considerations on July 30.



- Selected on Aug 17 from Triple-A Durham for his second stint of the season...went 1-0 with a 4.50 ERA (16-IP, 8-ER) in 11 apps with the Rays... designated for assignment on Sep 12, when Nick Anderson returned from the 60-day IL.
- Surrendered 10 HR in 36 IP, including 5 HR after making his Rays debut.
- Made 29 apps between Norfolk and Durham and went 3-4 with a 2.90 ERA (31-IP, 4-ER).
- In **2020**, made his second career Opening Day roster (2017)...made 14 apps in the shortened season, yielding 0 ER in 12 of 14 apps.
- Opponents hit .170 (9-for-53) against him...held right-handed batters to a .162 avg. (6-for-37).
- Was on the 10-day IL from Aug 26-Sep 21 with left SI joint inflammation.
- In **2019**, joined the Orioles after an April 28 waiver claim and totaled a career-high 55 apps between the Mariners and Orioles.
- From his Orioles debut on May 1 through the end of the season, his 51 apps ranked 3rd on the team behind Paul Fry (55) and Miguel Castro (52)...had a minimum stint on the 10-day IL in late August due to a right forearm strain.
- Pitched to a 1.50 ERA (18-IP, 3-ER) in his first 17 apps with the Orioles (May 1-June 16).
- On Sep 11 vs. LAD, pitched 1.2 scoreless innings and got the win after the Orioles hit a 3-run homer in the 7th inning...marked the second win of his career and came on his 29th birthday.
- Opened the season on the 10-day IL with a left oblique strain...made 2 apps (1 start) on a rehab assignment with Triple-A Tacoma...reinstated by the Mariners on April 12 and designated for assignment on April 26.
- In **2018**, selected by the Mariners on Aug 28 and finished the season on the major league roster.
- On Sep 30 vs. TEX, pitched a scoreless 9th inning in a 3-1 win for the first save of his career.
- Spent most of the season with Tacoma and named to the Pacific Coast League midseason All-Star Team...tied for 4th in the PCL with 15 saves...his 1.77 ERA was the 3rd-lowest among PCL pitchers with at least 30 apps.
- Led Mariners minor leaguers with 49 apps.
- In **2017**, made his first career Opening Day roster and split the season between Cleveland and Triple-A Columbus...made 21 apps over nine stints in the majors.
- On April 5 at TEX, made his season debut and recorded his first career win...entered with 2 outs in the 8th inning and struck out Jonathan Lucroy, his only batter faced...was the pitcher of record after Francisco Lindor hit a go-ahead grand slam off Sam Dyson in the 9th.
- His 10 saves for Columbus ranked 4th among Cleveland minor leaguers and tied for 6th in the International League.
- Traded to the Mariners for international bonus slot money following the season.
- In **2016**, made 10 apps over five stints with Cleveland...was on the active roster for 1-day stints on May 31, Aug 3 and Aug 19 and a 2-day stint from Aug 29-30...recalled on Sep 6 and remained in the majors through season's end.
- After his Aug 31 option, made two scoreless apps for Class-A Lake County and returned to Cleveland following the conclusion of the minor league schedule.
- Named to the IL midseason All-Star Team.
- Led Cleveland minor leaguers with 49 apps and ranked 3rd with 9 saves...did not allow a run in his last 19 apps spanning 20 IP with Columbus.
- Named to Cleveland's Organizational All-Star Team by MLB.com.
- In **2015**, made 8 apps over two stints with Cleveland, his first career major league action... was on the active roster from Aug 8-13 and Sep 1 through season's end...recalled for his first stint after Cody Anderson went on the injured list.
- Ranked 2nd among Cleveland minor leaguers with 16 saves...led Cleveland minor league relief pitchers with 80 SO...his 14.50 SO/9 IP ratio ranked 2nd among minor league relievers (min. 45 IP)...did not allow a homer in 49.2 IP.
- Named to the IL midseason All-Star Team... tied for 4th in the league in saves...pitched to a 1.19 ERA (30.1-IP, 4-ER) in his last 26 apps at the Triple-A level (June 10-Aug 30).
- Ranked by *Baseball America* as the No. 21 prospect in the Cleveland system following the season.
- Spent most of the **2014** season with Double-A Akron, with an Aug 18 promotion to Columbus.
- Named to the Eastern League midseason All-Star Team...tied for 5th in the league with 15 saves, which ranked 3rd among Cleveland farmhands.
- From April 11-May 13, made 12 consecutive scoreless apps spanning 13.2 IP...his last 6 apps for Akron before his promotion were scoreless.
- Ranked by *Baseball America* as the No. 23 prospect in the Cleveland system following the season.
- In **2013**, limited to 33 apps due to a two-month stint on the injured list (broken left hand).



- Went 1-0 with a 1.59 ERA (11.1-IP, 2-ER) in 10 apps for the Surprise Saguaros in the Arizona Fall League.
- Ranked by *Baseball America* as the No. 29 prospect in the Cleveland system following the season.
- Split the **2012** season between Lake County, Class-A Carolina and Akron, going 2-3 with a 1.60 ERA (67.2-IP, 12-ER) in 45 apps...named to the Carolina League midseason All-Star Team prior to his July 11 promotion to Akron.
- Made five scoreless apps spanning 5.2 IP for the Scottsdale Scorpions in the Arizona Fall League.
- Ranked by *Baseball America* as the No. 20 prospect in the Cleveland system following the season...the publication also tabbed him as having the Best Slider in the organization.

- Entered the 2008 season ranked by *Baseball America* as North Carolina's top high school pitcher...earned Rawlings and Louisville Slugger preseason All-American honors...underwent right labrum surgery in high school, resulting in a medical redshirt at East Carolina in 2009.

### CAREER HIGHS

<b>LONGEST OUTING</b>	<b>RUNS ALLOWED</b>
3.0, 3x-last 9/4/22 vs. NYY	5, 4/8/17 at ARI
<b>LONGEST RELIEF OUTING</b>	<b>HITS ALLOWED</b>
3.0, 7/10/22 at CIN	6, 8/18/19 at BOS
<b>STRIKEOUTS</b>	<b>WIN STREAK</b>
5, 4/13/17 vs. CHW	4G, 9/11/19 - 8/22/21
<b>WALKS</b>	<b>LOSS STREAK</b>
2, 9x-last 9/10/21 at DET	2G, 2x-last 9/4/22 - Current
<b>HR ALLOWED</b>	
2, 2x-last 6/26/19 vs. SD	

## AMATEUR CAREER

- Selected by Cleveland in the 18th round of the 2011 Amateur Draft out of East Carolina University...previously selected by the Astros in the 33rd round of the 2008 Amateur Draft out of West Craven (N.C.) High School, but did not sign.



TYLER SCHANK / TAMPA BAY RAYS



## CAREER PITCHING

YEAR	CLUB	W	L	ERA	G	GS	CG	SHO	SV	IP	H	R	ER	HR	HB	BB-I	SO	WP	BK
2011	Mahoning Valley	0	0	0.00	1	0	0	0	0	2.0	1	0	0	0	0	0-0	2	0	0
2012	Lake County	0	0	0.00	2	0	0	0	0	3.2	1	0	0	0	0	2-0	4	0	0
	Carolina	1	3	2.06	26	0	0	0	1	43.2	31	10	10	0	6	23-1	52	3	1
	Akron	1	0	0.89	17	0	0	0	3	20.1	12	2	2	0	1	12-0	22	1	0
2013	Akron	2	3	4.09	30	0	0	0	0	33.0	32	18	15	2	2	21-0	43	2	0
	AZL Cleveland	0	0	4.50	3	0	0	0	0	4.0	3	2	2	1	0	0-0	5	1	0
2014	Akron	6	2	2.12	44	0	0	0	15	51.0	39	12	12	3	1	19-1	68	2	0
	Columbus	0	0	5.40	5	0	0	0	0	5.0	4	3	3	1	0	3-0	4	2	0
2015	Columbus	1	2	2.36	46	0	0	0	16	49.2	37	15	13	0	2	26-2	80	4	0
	Cleveland	0	0	2.25	8	0	0	0	0	8.0	5	2	2	1	0	2-0	11	0	0
2016	Columbus	3	1	1.84	47	0	0	0	9	49.0	27	11	10	0	3	29-1	72	3	0
	Cleveland	0	0	2.53	10	0	0	0	0	10.2	9	3	3	1	0	5-2	7	1	0
	Lake County	0	0	0.00	2	0	0	0	0	2.0	0	0	0	0	0	0-0	5	0	0
2017	Cleveland	1	0	4.38	21	0	0	0	0	24.2	23	12	12	5	1	10-0	20	1	0
	Columbus	1	1	3.07	28	0	0	0	10	29.1	27	10	10	3	2	11-0	36	3	0
2018	Tacoma	2	5	1.77	49	0	0	0	15	56.0	38	17	11	3	0	26-0	82	2	0
	Seattle	0	1	1.23	14	0	0	0	1	14.2	9	2	2	1	3	3-1	15	0	0
2019	Tacoma	0	0	0.00	2	1	0	0	0	2.0	2	0	0	0	0	0-0	3	0	0
	Seattle	0	1	14.73	4	0	0	0	0	3.2	8	6	6	1	1	3-1	3	0	0
	Baltimore	1	0	5.13	51	0	0	0	4	54.1	58	32	31	7	3	26-0	60	4	1
2020	Baltimore	2	0	1.80	14	0	0	0	0	15.0	9	6	3	1	1	3-0	14	2	0
2021	Baltimore	0	0	8.55	20	0	0	0	0	20.0	28	20	19	5	1	10-0	22	0	0
	Norfolk	1	3	3.18	15	0	0	0	0	17.0	19	10	6	3	1	6-0	21	0	1
	Durham	2	1	2.57	14	0	0	0	2	14.0	10	4	4	1	0	2-0	20	0	0
	Tampa Bay	1	0	4.50	11	0	0	0	0	16.0	11	8	8	5	1	5-0	22	0	0
2022	Miami	0	0	10.80	7	0	0	0	0	6.2	10	8	1	0	3	0	5	1	0
	Durham	0	0	2.57	7	0	0	0	2	7.0	5	2	2	0	0	2-0	10	0	0
	Tampa Bay	2	3	3.60	43	3	0	0	2	55.0	56	22	22	6	4	14-2	61	2	0
<b>Minor League Totals</b>		<b>20</b>	<b>21</b>	<b>2.32</b>	<b>338</b>	<b>1</b>	<b>0</b>	<b>0</b>	<b>73</b>	<b>388.2</b>	<b>288</b>	<b>116</b>	<b>100</b>	<b>17</b>	<b>18</b>	<b>182-5</b>	<b>529</b>	<b>23</b>	<b>2</b>
<b>Major League Totals</b>		<b>7</b>	<b>5</b>	<b>4.57</b>	<b>203</b>	<b>3</b>	<b>0</b>	<b>0</b>	<b>7</b>	<b>228.2</b>	<b>226</b>	<b>123</b>	<b>116</b>	<b>34</b>	<b>15</b>	<b>84-6</b>	<b>240</b>	<b>11</b>	<b>1</b>

1: Selected by Cleveland in the 18th round of the 2011 Amateur Draft...signed by Bob Mayer. 2: Acquired by the Seattle Mariners from Cleveland in exchange for international bonus slot money, December 13, 2017. 3: Claimed by the Baltimore Orioles off waivers from Seattle, April 28, 2019. 4: Acquired by the Tampa Bay Rays from Baltimore in exchange for cash considerations, July 30, 2021. 5: Signed by the Miami Marlins as a free agent, March 13, 2022. 6: Signed by the Tampa Bay Rays as a free agent, May 10, 2022.

## CAREER FIELDING

YEAR	POSITION	PCT	G	PO	A	E	TC	DP
2015	Pitcher	-	8	0	0	0	0	0
2016	Pitcher	1.000	10	1	1	0	2	0
2017	Pitcher	1.000	21	1	2	0	3	0
2018	Pitcher	1.000	14	0	4	0	4	0
2019	Pitcher	1.000	55	1	2	0	3	0
2020	Pitcher	.000	14	0	0	1	1	0
2021	Pitcher	.750	31	0	3	1	4	0
2022	Pitcher	1.000	50	0	5	0	5	0
<b>Totals</b>		<b>.909</b>	<b>203</b>	<b>3</b>	<b>17</b>	<b>2</b>	<b>22</b>	<b>0</b>

## POSTSEASON PITCHING

YEAR	SERIES	CLUB	W	L	ERA	G	GS	CG	SHO	SV	IP	H	R	ER	HR	HB	BB-I	SO	WP	BK
2022	ALWC	TB vs. CLE	0	0	0.00	1	0	0	0	0	1.1	1	0	0	0	0	0-0	3	0	0

## LEFT-RIGHT BREAKDOWN

	2022				CAREER			
	AVG	AB	H	HR	AVG	AB	H	HR
vs. Left	.293	82	24	2	.246	325	80	12
vs. Right	.263	160	42	5	.259	563	146	22



56

OUTFIELDER

## RANDY AROZARENA

Randy Arozarena Gonzalez (ah-row-sah-RAY-nah)

BATS RIGHT

THROWS RIGHT

HEIGHT 5'11"

WEIGHT 195

OPENING DAY AGE 28

MAJOR LEAGUE SERVICE 2 years, 129 days

BORN 2/28/95 in Havana, Cuba

RESIDES Tijuana, MEX

CONTRACT STATUS Signed through 2023

SIGNING SCOUT Ramon Garcia (Cardinals)

ACQUIRED From the St. Louis Cardinals along with OF José Martínez and a Competitive Balance Round A draft selection in exchange for LH Matthew Liberatore, C Edgardo Rodríguez and a Competitive Balance Round B draft selection, 1/9/20

## X-RAY REPORT

- Randy played two years of professional baseball in Cuba, where he earned the nickname *El Cohete Cubano*, or "The Cuban Rocket," for his lightning speed...he earned \$4 a month during his first season with Pinar del Río...he was left off the roster for the 2015 Caribbean Series out of concern that he would defect...he defected to Mexico later that same year, prompted in part by the passing of his father in 2014...he received his Mexican citizenship at the Mexican embassy in Florida in April 2022.
- Soccer was his first love...his younger brother, Raiko, is a professional goalkeeper who signed with the USL's Tampa Bay Rowdies prior to the 2021 season after playing three seasons for Mexican clubs, most recently for the *Cafetaleros de Chiapas* (The Coffee Growers)...the two originally began playing the opposite sport and switched paths professionally...Randy's baseball career didn't begin until his soccer coach dropped him off at a baseball practice to help a local team that was short on players...in May 2022, Randy invited Raiko to take batting practice at Tropicana Field and Raiko homered twice.
- Randy battled a prolonged COVID-19 diagnosis in the early part of the 2020 season...to stay fit, he crafted a home fitness regimen of 300 push-ups a day and three meals of chicken and rice.
- Randy will play for Team Mexico in the 2023 World Baseball Classic.

## 2022 SEASON

- Recorded 20 HR and 32 SB, his second straight 20/20 season and the third 20/30 season in club history, joining B.J. Upton in 2011 and 2012.

- Was one of two in the majors to reach 20/30 in 2022, joining KC Bobby Witt Jr. ...was one of three to reach 20/20 in both 2021-22, joining CLE José Ramírez and WSH/LAD Trea Turner.
- Was the second player in major league history to reach 20/20 as a rookie and again the next season, joining LAA Mike Trout in 2012-13.
- Ranked 3rd in the AL in stolen bases behind BAL Jorge Mateo (35) and BAL Cedric Mullins (34)...marked the most steals by a Ray since Mallex Smith (40) in 2018...led the majors with 12 CS.
- His 41 2B ranked 5th in the AL behind CLE José Ramírez (44), TOR Bo Bichette (43), BOS J.D. Martínez (43) and BOS Rafael Devers (42)...tied for 5th in Rays history behind Aubrey Huff (47) in 2003, Ben Zobrist (46) in 2011 and Evan Longoria in 2010 (46) and 2009 (44).
- Became the first in franchise history and 20th player (25th time) in major league history with 20 HR, 30 SB and 40 2B in a single season, first since BOS Mookie Betts in 2018.
- From Aug 1 through the end of the season, tied for 2nd in the AL with 19 2B behind HOU Jose Altuve (20)...tied CLE José Ramírez and HOU Kyle Tucker for the AL lead with 42 RBI.
- Was one of four players from the Opening Day roster to remain active all season, joining Jason Adam, Corey Kluber and Taylor Walls.
- Made his second straight Opening Day roster, both starts (1-LF, 1-RF).
- On April 16 at CHW, ejected by home plate umpire Junior Valentine for arguing balls and strikes in the 6th inning, the first of his career...was the first Rays ejection since Kevin Cash on Sep 1, 2020 at NYY, Randy's third game with



the team...was the first ejection of a Rays player since Jesús Aguilar on Aug 21, 2019 vs. SEA.

- ◆ On May 9 at LAA, his solo homer off Noah Syndergaard in the 4th inning was his first since Sep 28, 2021 at HOU, snapping a career-long drought of 32 games without one.
- ◆ Reached in 10 consecutive plate appearances beginning in the 5th inning on May 20 through the 1st inning on May 22...tied the club record set by Ji-Man Choi from Sep 11-12, 2019 and matched by Yandy Diaz from Aug 20-23, 2020.
- ◆ On June 10 at MIN, hit an inside-the-park homer off Devin Smeltzer in the 7th inning, the first of his career...marked the 22nd inside-the-park homer in franchise history and first on the road since Austin Meadows on Sep 6, 2021 at BOS...marked the third in club history at Minnesota, joining Kevin Kiermaier on Aug 13, 2021 (Target Field) and Carl Crawford on April 13, 2007 (Metrodome)...was the front end of back-to-back homers with Vidal Bruján, the first time in club history an inside-the-park homer was included in back-to-back homers by the Rays.
- ◆ On June 12 at MIN, became the third player in franchise history with 2 HBP and 2 SB in a single game, joining Jonny Gomes on Aug 15, 2005 vs. NYY and Brent Abernathy on July 18, 2002 vs. BOS...was plunked by Twins starter Cole Sands to lead off the 2nd and 4th innings and hit a RBI double off Sands in the 5th.
- ◆ From June 28-29 vs. MIL, became the first Ray with multiple steals in back-to-back games since B.J. Upton from May 18-19, 2012 vs. ATL.
- ◆ On July 27 at BAL, hit a bases-loaded, 2-run double off All-Star closer Jorge López in the 10th inning...marked the first time in his career he delivered a go-ahead hit in extra innings.
- ◆ On Aug 10 at MIL, hit a go-ahead, solo homer off Brandon Woodruff in the 7th inning...marked the third time in his career he hit a go-ahead homer in the 7th inning (or later), following a solo shot off Phil Maton in the 9th inning on Sep 28, 2021 at HOU and a 2-run shot off Cole Sulser in the 8th inning on Aug 28, 2021 at BAL.
- ◆ On Aug 14 vs. BAL, homered for the third time in 4 games with a 3-run shot off Jordan Lyles in the 3rd inning...marked his first homer with 2 runners (or more) on base since June 13, 2021 vs. BAL (grand slam), ending a streak of 26 HR that were either solo or 2-run shots.
- ◆ On Aug 16 at NYY, hit a 3-run homer off Nestor Cortes in the 1st inning for his fourth homer in 6 games and the second time in 3 games he hit a 3-run shot to break a scoreless tie...marked the fourth time in franchise history the Rays won a

game when a 1st-inning homer accounted for all of their runs, following Brad Miller on Aug 17, 2016 vs. SD, Ben Zobrist on April 24, 2011 at TOR and Steve Cox on Sep 23, 2001 vs. TOR.

- ◆ On Aug 22 vs. LAA, hit a go-ahead, solo homer in the 5th inning...it went 434 feet, passing a 421-foot shot by Tommy Pham on April 18, 2019 vs. BAL for the longest opposite-field homer by a Ray since Statcast data is available (2015).
- ◆ On Aug 28 at BOS, hit 3 2B for the first time in his career and 3 XBH for the second time, along with May 19, 2021 at BAL...all 3 2B were off the Green Monster and went a combined 1,102 feet.
- ◆ On Sep 6 vs. BOS, went 3-for-4 with 2 2B, 1 HR and 3 RBI to snap a 1-for-13 drought...his 3-run homer off Rich Hill in the 1st inning broke a WiFi antenna in center field.
- ◆ On Sep 23 vs. TOR, had a RBI groundout in the 1st inning, go-ahead, 3-run homer off Anthony Bass in the 5th and 2-run single in the 8th...recorded a career-high 6 RBI, the most by a Ray since Brandon Lowe (7) on Oct 2, 2021 at NYY and most at home since Joey Butler (6) on Oct 4, 2015 vs. TOR...the 6 RBI tied for 4th in Rays history behind Ben Zobrist (8) on April 28, 2011 at MIN (G1), Lowe in 2021 and Carlos Peña (7) on Sep 5, 2007 vs. BAL...snapped a 13-game drought without a homer and reached 20 HR and 20 SB for a second consecutive season.
- ◆ **POSTSEASON:** Started both games of the AL Wild Card Series at CLE in left field and went 1-for-9 with a Game 2 single in the 6th inning.

66

On any given night, we know that he could be the most talented player on the field. Speed, athleticism, power, excitement, the energy that he brings. He's a special, special player for our game. I think he's the type of player that fans come to the ballpark to see.

MANAGER KEVIN CASH  
| Tampa Bay Times |

99

## CAREER HIGHLIGHTS

- ◆ His 11 postseason homers are tied for 30th all-time despite being tied for 280th with 120 post-season plate appearances.



- In **2021**, named AL Rookie of the Year by the BBWAA, receiving 22 of 30 first-place votes... became the fourth in club history to win it, joining OF Wil Myers in 2013, RH Jeremy Hellickson in 2011 and 3B Evan Longoria in 2008.
- Was the sixth AL left fielder to win the Rookie of the Year Award, joining MIN Marty Cordova in 1995, OAK José Canseco in 1986, CLE Joe Charboneau in 1980, BAL Al Bumbry in 1973 and KC Lou Piniella in 1969.
- Voted the club's Outstanding Rookie by the Tampa Bay Chapter of the BBWAA.
- Was one of nine outfield finalists for three AL Silver Slugger Awards, won by TOR Teoscar Hernández, NYY Aaron Judge and BAL Cedric Mullins...was one of three finalists for the Rawlings AL Gold Glove Award for left field, won by KC Andrew Benintendi.
- Finished the season with 20 HR and 20 SB, the first 20/20 rookie in franchise history...became the 11th rookie with a 20/20 season since Major League Baseball defined rookie status in 1958, a list which includes five other Rookie of the Year Award winners: Arozarena, LAA Mike Trout in 2012, KC Carlos Beltrán in 1999, BOS Nomar Garciaparra in 1997, MIN Marty Cordova in 1995 and CHW Tommie Agee in 1966.
- Tied for 7th among major league rookies and tied for 5th among AL rookies with 20 HR...led major league rookies with 145 hits and a .274 avg., and led AL rookies with 94 runs, 32 2B, 56 BB, 20 SB, a .356 OBP and .815 OPS...ranked 4th among AL rookies with 69 RBI.
- His 20 HR ranked 3rd in club history among rookies behind Evan Longoria (27) in 2008 and Jonny Gomes (21) in 2005...his 94 runs were a Rays rookie record and his 55 XBH ranked 2nd among rookies behind Longoria (60) in 2008.
- Hit safely in each of his 13 games against the Orioles, batting .448 (26-for-58) with 8 HR and 19 RBI...the 8 HR passed Ben Zobrist (7) in 2009 for a single-season club record against them.
- Named the Play of the Week Award winner for April 5-11, becoming the first Rays player to accomplish the feat since the award was introduced in 2019...on April 5 at BOS, ranged to deep right-center field before making a fully-extended diving catch to take away an extra-base hit from Hunter Renfroe.
- On May 19 at BAL, homered in the 5th and 7th innings, doubled in the 8th and robbed at least an extra-base hit and possibly a home run in the 6th...it marked the first time the Rays got a multi-HR game out of the leadoff spot in the order since Travis d'Arnaud hit 3 HR on July 15,

- 2019 at NYY, which included a go-ahead, 3-run shot off Aroldis Chapman in the 9th inning.
- On May 19-20 at BAL, became the second Ray with back-to-back games of 4 RBI, joining Evan Longoria from April 30-May 1, 2009 vs. BOS.
- On June 13 vs. BAL, hit his first grand slam... became the sixth Rays rookie to hit a grand slam, first since Joey Butler on Oct 4, 2015 vs. TOR.
- On July 21 vs. BAL, homered in the 1st and 5th innings for the fourth multi-HR game of his career...sent the second pitch of the 1st out to left field for the first leadoff homer of his career.
- His daughter, Alaia, was born on Sep 8 while he was on the paternity list.
- **POSTSEASON:** Reached in nine of 19 PA and reached base at least twice in all 4 games.
- In Game 1 of the ALDS vs. BOS, became the first player in postseason history to hit a home run and steal home in the same game...hit a solo homer off Nick Pivetta leading off the 5th inning and stole home off Josh Taylor in the 7th.
- In **2020**, appeared in 23 games and made 17 starts (12-LF, 4-DH, 1-RF) after his Aug 30 recall, when 1B/DH José Martínez was traded to the Cubs...from the date of his recall through season's end, ranked 3rd among AL rookies with 7 HR and 15 runs and tied for 3rd with 4 SB.
- Was on the alternate training site COVID-19 Related IL/Rehab from July 22-Aug 29.
- Hit 7 HR in September, which led the team and tied for 7th in the AL...led the team in September with 14 runs and tied for 1st with 11 RBI.
- Hit .400 (8-for-20) with 4 HR vs. LHP.
- Hit 4 HR in his first 16 AB with the Rays and was the first player in club history with 4 HR in his first 16 AB of a season, passing Steven Souza Jr. (3) in 2016, Sean Rodríguez (3) in 2014, Evan Longoria (3) in 2009 and Jorge Cantú (3) in 2005.
- Recorded a pair of multi-HR games, both in a span of 15 games, on Sep 6 vs. MIA and Sep 23 at NYM...became the fastest in club history with a pair of multi-HR games, coming in his 25th and 39th career games...broke the mark previously held by Curt Casali (49th and 50th career games).
- On Aug 30 at MIA, was recalled from the alternate training site and made his Rays debut as a defensive replacement in left field.
- On Aug 31 at NYY, made his first start with the Rays and started out of the leadoff spot for the first time in his career...recorded his first hit as a Ray, a 6th-inning single off Nick Nelson, and stole second base with 2 outs in the inning.



- On Sep 2 at NYY, hit his first homer as a Ray, against Jordan Montgomery in the 1st inning.
- On Sep 6 vs. MIA, hit solo homers in the 1st and 6th innings for his first career multi-HR game... became the fourth Cuban-born player with a multi-HR game for the Rays, joining Yandy Díaz, Yunel Escobar and José Canseco (twice).
- In the season finale on Sep 27 vs. PHI, was originally written into the starting lineup at second base, which would have been his debut in the infield...a late lineup change (sore foot for Manuel Margot) forced him back to the outfield.
- Ranked by *Baseball America* as the No. 17 overall prospect in the minors following the season... was the No. 2 prospect in the Rays system.
- **POSTSEASON:** Enjoyed a historic postseason, batting .377/.442/.831 (29-for-77) with 10 HR and 14 RBI in 20 games (all starts) and setting major league records for a single postseason in home runs, hits, extra-base hits (14, tied) and total bases (64)...the previous record was 8 HR by TEX Nelson Cruz in 2011, HOU Carlos Beltrán in 2004 and SF Barry Bonds in 2002.
- Hit 3 HR in the ALDS, 4 HR in the ALCS and 3 HR in the World Series, tying the major league record for most career postseason series with 3 HR (or more)...joined Babe Ruth, Mickey Mantle, Carlos Beltrán and Jose Altuve.
- Recorded five 3-hit games, passing HOU Jose Altuve in 2017, STL Albert Pujols in 2004, SEA Edgar Martinez in 1995 and SEA Jay Buhner in 1995 for the most in a single postseason.
- Homered in Games 1-3 of the ALDS against the Yankees...became the third Ray to homer in three consecutive postseason games, joining Evan Longoria (4) in 2008 and Carlos Peña (3) in 2008.
- Named Most Valuable Player of the ALCS, the first rookie position player to win MVP of a League Championship Series or World Series...he has since been joined on this list by HOU Jeremy Peña in the 2022 ALCS and 2022 World Series... prior to Arozarena, the only rookies to be named MVP of a League Championship Series were all pitchers: BAL Mike Boddicker (1983), FLA Liván Hernández (1997) and STL Michael Wacha (2013).
- In Game 7 of the ALCS vs. HOU, became the first Rays rookie to homer in a "winner take all" game and became the first major league rookie with a go-ahead homer in a Game 7 since FLA Miguel Cabrera in the 2003 NLCS at CHC.
- Became the second rookie in major league history to hit 3 HR in a World Series, joining NYY Charlie Keller (3) in 1939...recorded at least 1 RBI in Games 3-6 of the World Series and became

the first rookie in major league history to do so in four consecutive World Series games.

## ALL-TIME MLB RANKS, SINGLE POSTSEASON

### HOME RUNS

<b>Randy Arozarena, TB</b>	<b>2020</b>	<b>10</b>
Corey Seager, LAD	2020	8
Nelson Cruz, TEX	2011	8
Carlos Beltrán, HOU	2004	8
Barry Bonds, SF	2002	8

### HITS

<b>Randy Arozarena, TB</b>	<b>2020</b>	<b>29</b>
Pablo Sandoval, SF	2014	26

### EXTRA-BASE HITS

<b>Randy Arozarena, TB</b>	<b>2020</b>	<b>14</b>
David Freese, STL	2011	14

### TOTAL BASES

<b>Randy Arozarena, TB</b>	<b>2020</b>	<b>64</b>
David Freese, STL	2011	50
Corey Seager, LAD	2020	50

- In **2019**, appeared in 19 games and made 4 starts, all in center field, over two stints with the Cardinals, his first career major league action.
- Selected from Triple-A Memphis on Aug 13 and made his major league debut the next night at KC, going 2-for-4 including a bases-loaded, RBI single off Kevin McCarthy in the 7th inning for his first career hit...optioned on Aug 19.
- Recalled on Sep 3 and remained on the active roster through the end of the season.
- Appeared in 16 of the Cardinals final 24 games... in addition to 2 starts over that span, was used as a pinch-hitter three times, pinch-runner six times and defensive replacement five times.
- On Sep 25 at ARI, hit a solo shot off Merrill Kelly in the 6th inning for his first career homer.
- Combined for 92 games between Double-A Springfield and Memphis, batting .344/.431/.571 (118-for-343) with 15 HR, 53 RBI and 17 SB... his 15 HR tied for 5th among Cardinals minor leaguers...ranked 4th with 44 XBH, 5th with 196 total bases and 7th with 17 SB.
- Missed the start of the season with a right hand fracture...made his season debut on May 11.
- Hit for the cycle on July 26 at Oklahoma City (Dodgers)...completed the feat with a 2-run triple in the 5th inning...joined Luke Voit in 2018 and Mark Little in 2000 as the only Memphis players to ever hit for the cycle.
- Named the Cardinals Minor League Hitter of the Month for both June and July, batting .376/.453/.600 (77-for-205) over that stretch.





- Named to the Cardinals Organizational All-Star Team by MLB.com...named a Triple-A All-Star by *Baseball America*.
- POSTSEASON:** Was used four times as a pinch-hitter and once as a defensive replacement...became the third Cuban-born player to appear in a postseason game for the Cardinals, joining Eli Marrero and Tony Fossas.
- Acquired by the Rays on Jan 9, 2020...at the time of the trade, ranked by *Baseball America* as the No. 10 prospect in the Cardinals system.
- In **2018**, hit .274/.359/.433 (98-for-358) with 12 HR, 49 RBI and 26 SB in 113 games between Memphis and Springfield...spent multiple stints with each club, but rejoined Memphis on Aug 1 and stayed there through season's end...his 26 SB ranked 4th among Cardinals minor leaguers.
- Hit a grand slam on May 5 vs. Tulsa (Dodgers) in his first game after his transfer to Springfield...went 4-for-4 with 2 HR and 4 RBI on July 18 vs. Northwest Arkansas (Royals).
- Played for the World team in the Futures Game in July at Nationals Park...entered in the 7th inning and reached on an error in his only at-bat.
- Hit .348/.464/.652 (8-for-23) with 2 HR and 7 RBI in the Pacific Coast League postseason, helping Memphis win the league championship.
- As the cleanup hitter, went 3-for-4 with 2 2B and 2 RBI in a 14-4 win over Durham in the Triple-A National Championship Game.
- Played 64 games for the Mayos de Navojoa in the Mexican Winter League, batting .292 (76-for-260) with 25 2B, 14 HR and 37 RBI.
- Ranked by *Baseball America* as the No. 17 prospect in the Cardinals system following the season.
- Split the **2017** season between Class-A Palm Beach and Springfield...hit .266/.346/.437 (114-for-428) with 11 HR, 49 RBI and 18 SB.
- Tied for 2nd among Cardinals minor leaguers with 32 2B and ranked 3rd with 47 XBH.
- Named to the Florida State League midseason All-Star Team.
- Named the Cardinals Minor League Hitter of the Month for May, batting .296 (32-for-108) with 9 2B, 3 HR and 15 RBI in 28 games.
- Named FSL Player of the Week for June 5-11...ended the week with homers in three consecutive games, including his first professional grand slam on June 11 at Daytona (Reds).
- Played 51 games for Navojoa in the Mexican Winter League, leading the team with 13 HR.

- Ranked by *Baseball America* as the No. 11 prospect in the Cardinals system following the season.
- In **2016**, played 5 games for the Toros de Tijuana in the Mexican League...signed with the Cardinals on Aug 1...transitioned to center field during winter ball, playing 51 games for Navojoa.
- Ranked by *Baseball America* as the No. 12 prospect in the Cardinals system following the season.

## AMATEUR CAREER

- Played two seasons for Pinar del Rio in the Cuban National Series...defected from Cuba to Mexico toward the end of 2014.
- Earned a spot on Cuba's National Team for the 2013 18U Baseball World Cup in Taichung, Taiwan...ranked 2nd on the team in on-base pct. during the tournament behind Yoán Moncada.

### CAREER HIGHS

<b>HITS</b>	<b>RUNS</b>
4, 6x-last 8/4/22 at DET	3, 6x-last 9/6/22 vs. BOS
<b>HITTING STREAK</b>	<b>WALKS</b>
12G, 6/3/21 - 6/17/21	3, 5/21/21 at TOR
<b>HOME RUNS</b>	<b>STRIKEOUTS</b>
2, 5x-last 5/21/22 at BAL	4, 6/2/21 at NYY
<b>RBI</b>	<b>STOLEN BASES</b>
6, 9/23/22 vs. TOR	2, 6x-last 8/30/22 at MIA

### HOME RUN HIGHLIGHTS

<b>MULTI-HR GAMES (5)</b>
2 - 5/21/22 at BAL; 7/21/21 vs. BAL; 5/19/21 at BAL; 9/23/20 at NYM; 9/6/20 vs. MIA
<b>LEADOFF (2)</b>
8/3/21 vs. SEA (Yusei Kikuchi); 7/21/21 vs. BAL (Bruce Zimmerman)
<b>GRAND SLAMS (1)</b>
6/13/21 vs. BAL (Cesar Valdez)
<b>INSIDE-THE-PARK (1)</b>
6/10/22 at MIN (Devin Smeltzer)



## CAREER BATTING

YEAR	CLUB	AVG	G	AB	R	H	2B	3B	HR	RBI	SH	SF	HB	BB-I	SO	SB	CS	GDP	OBP	SLG
2013	Pinar del Rio (Cuba)	.077	19	13	6	1	0	0	0	0	1	0	0	6-0	3	0	1	0	.368	.077
2014	Pinar del Rio (Cuba)	.291	74	227	49	66	12	4	3	24	6	3	13	36-1	37	15	6	4	.412	.419
2015														Did Not Play						
2016	Tijuana (MEX)	.100	5	20	3	2	1	0	0	0	0	0	0	2-0	3	0	0	1	.182	.150
2017	Palm Beach	.275	70	265	38	73	22	3	8	40	1	4	12	13-0	53	10	4	3	.333	.472
	Springfield	.252	51	163	34	41	10	1	3	9	1	1	3	27-0	34	8	3	8	.366	.380
2018	Memphis	.232	89	267	42	62	16	0	5	28	3	2	11	28-1	59	17	5	6	.328	.348
	Springfield	.396	24	91	22	36	5	0	7	21	1	0	4	6-0	25	9	3	1	.455	.681
2019	Springfield	.309	28	97	14	30	7	2	3	15	0	0	6	13-2	23	8	5	4	.422	.515
	Memphis	.358	64	246	51	88	18	2	12	38	0	2	11	24-0	48	9	7	5	.435	.593
	St. Louis	<b>.300</b>	<b>19</b>	<b>20</b>	<b>4</b>	<b>6</b>	<b>1</b>	<b>0</b>	<b>1</b>	<b>2</b>	<b>0</b>	<b>0</b>	<b>1</b>	<b>2-0</b>	<b>4</b>	<b>2</b>	<b>1</b>	<b>0</b>	<b>.391</b>	<b>.500</b>
2020	Tampa Bay	<b>.281</b>	<b>23</b>	<b>64</b>	<b>15</b>	<b>18</b>	<b>2</b>	<b>0</b>	<b>7</b>	<b>11</b>	<b>0</b>	<b>1</b>	<b>5</b>	<b>6-0</b>	<b>22</b>	<b>4</b>	<b>0</b>	<b>2</b>	<b>.382</b>	<b>.641</b>
2021	Tampa Bay	<b>.274</b>	<b>141</b>	<b>529</b>	<b>94</b>	<b>145</b>	<b>32</b>	<b>3</b>	<b>20</b>	<b>69</b>	<b>0</b>	<b>5</b>	<b>14</b>	<b>46-2</b>	<b>156</b>	<b>32</b>	<b>12</b>	<b>17</b>	<b>.327</b>	<b>.445</b>
2022	Tampa Bay	<b>.263</b>	<b>153</b>	<b>586</b>	<b>72</b>	<b>154</b>	<b>41</b>	<b>3</b>	<b>20</b>	<b>89</b>	<b>0</b>	<b>2</b>	<b>11</b>	<b>46-2</b>	<b>156</b>	<b>32</b>	<b>12</b>	<b>17</b>	<b>.327</b>	<b>.445</b>
	Minor League Totals	<b>.292</b>	<b>326</b>	<b>1129</b>	<b>201</b>	<b>330</b>	<b>78</b>	<b>8</b>	<b>38</b>	<b>151</b>	<b>6</b>	<b>9</b>	<b>47</b>	<b>111-3</b>	<b>242</b>	<b>61</b>	<b>27</b>	<b>27</b>	<b>.377</b>	<b>.477</b>
	Major League Totals	<b>.269</b>	<b>336</b>	<b>1199</b>	<b>185</b>	<b>323</b>	<b>76</b>	<b>6</b>	<b>48</b>	<b>171</b>	<b>0</b>	<b>8</b>	<b>31</b>	<b>110-6</b>	<b>352</b>	<b>58</b>	<b>23</b>	<b>28</b>	<b>.344</b>	<b>.463</b>
	Cuban Nat'l. Series	<b>.279</b>	<b>93</b>	<b>240</b>	<b>55</b>	<b>67</b>	<b>12</b>	<b>4</b>	<b>3</b>	<b>24</b>	<b>7</b>	<b>3</b>	<b>13</b>	<b>42-1</b>	<b>40</b>	<b>15</b>	<b>7</b>	<b>4</b>	<b>.409</b>	<b>.400</b>
	Mexican League Totals	<b>.100</b>	<b>5</b>	<b>20</b>	<b>3</b>	<b>2</b>	<b>1</b>	<b>0</b>	<b>0</b>	<b>0</b>	<b>0</b>	<b>0</b>	<b>0</b>	<b>2-0</b>	<b>3</b>	<b>0</b>	<b>0</b>	<b>1</b>	<b>.182</b>	<b>.150</b>

1: Signed by the St. Louis Cardinals as a free agent, August 1, 2016...signed by Ramon Garcia. 2: Acquired by the Tampa Bay Rays along with OF José Martínez and a Competitive Balance Round A draft selection from St. Louis in exchange for LH Matthew Liberatore, C Edgardo Rodríguez and a Competitive Balance Round B draft selection, January 9, 2020.

## CAREER FIELDING

YEAR	POSITION	PCT	G	PO	A	E	TC	DP
2019	Right Field	1.000	6	4	0	0	4	0
	Center Field	1.000	5	7	1	0	8	0
	Left Field	-	1	0	0	0	0	0
2020	Left Field	1.000	14	14	1	0	15	1
	Right Field	-	3	0	0	0	0	0
	Center Field	1.000	2	3	0	0	3	0
2021	Left Field	.991	81	109	4	1	114	1
	Right Field	1.000	53	98	1	0	99	0
	Center Field	-	1	0	0	0	0	0
2022	Left Field	.970	104	158	4	5	167	0
	Right Field	1.000	25	41	0	0	41	0
<b>Totals</b>	<b>Left Field</b>	<b>.980</b>	<b>200</b>	<b>281</b>	<b>9</b>	<b>6</b>	<b>296</b>	<b>2</b>
	<b>Right Field</b>	<b>1.000</b>	<b>87</b>	<b>143</b>	<b>1</b>	<b>0</b>	<b>144</b>	<b>0</b>
	<b>Center Field</b>	<b>1.000</b>	<b>8</b>	<b>10</b>	<b>1</b>	<b>0</b>	<b>11</b>	<b>0</b>

## POSTSEASON BATTING

YEAR	SERIES	CLUB	AVG	G	AB	R	H	2B	3B	HR	RBI	SH	SF	HB	BB-I	SO	SB	CS	GDP	OBP	SLG
2019	NLDS	STL vs. ATL	.000	3	3	0	0	0	0	0	0	0	0	0	0-0	2	0	0	0	.000	.000
	NLCS	STL vs. WSH	.000	2	1	0	0	0	0	0	0	0	0	0	0-0	1	0	0	0	.500	.000
2020	ALWC	TB vs. TOR	.500	2	8	3	4	2	1	0	1	0	0	0	1-0	1	0	1	0	.556	1.000
	ALDS	TB vs. NYY	.421	5	19	5	8	0	0	3	3	0	0	1	1-0	4	0	0	0	.476	.895
	ALCS	TB vs. HOU	.321	7	28	6	9	1	0	4	6	0	1	2-1	10	1	0	0	.367	.786	
	WS	TB vs. LAD	.364	6	22	5	8	0	0	3	4	0	0	4-1	4	0	1	2	.462	.773	
2021	ALDS	TB vs. BOS	.333	4	15	4	5	1	0	1	3	0	0	4-0	4	2	0	0	.474	.600	
2022	ALWC	TB vs. CLE	.111	2	9	0	1	0	0	0	0	0	0	1-0	5	0	0	0	.200	.111	
	<b>Postseason Totals</b>		<b>.333</b>	<b>31</b>	<b>105</b>	<b>23</b>	<b>35</b>	<b>4</b>	<b>1</b>	<b>11</b>	<b>17</b>	<b>0</b>	<b>0</b>	<b>2</b>	<b>13-2</b>	<b>31</b>	<b>3</b>	<b>2</b>	<b>2</b>	<b>.417</b>	<b>.705</b>

## LEFT-RIGHT BREAKDOWN

	2022					CAREER				
	AVG	AB	H	HR	RBI	AVG	AB	H	HR	RBI
vs. Left	.317	120	38	6	21	.313	345	108	20	48
vs. Right	.249	466	116	14	68	.252	854	215	28	123



37

INFIELDER

# OSLEIVIS BASABE

Osleivis José Basabe Chourio (oh-SLAY-veece bah-SAH-bay)



BATS **RIGHT**

THROWS **RIGHT**

HEIGHT **6'1"**

WEIGHT **195**

OPENING DAY AGE **22**

MAJOR LEAGUE SERVICE **None**

BORN **9/13/00 in Bobures, VEN**

RESIDES **Bobures, VEN**

CONTRACT STATUS **Signed through 2023**

SIGNING SCOUT **Carlos Plaza (Rangers)**

ACQUIRED **From the Texas Rangers along with OF Heriberto Hernández and OF Alexander Ovalles in exchange for 1B Nathaniel Lowe, 1B Jake Guenther and a player to be named (OF Carl Chester), 12/10/20**

## 2022 SEASON

- ♦ Split the season between Class-A Bowling Green and Double-A Montgomery, earning a June 27 promotion...hit .324 (144-for-444) with 39 2B, 4 HR, 47 RBI and 21 SB between the two levels... tied for 6th in the minors in doubles.
- ♦ Ranked 2nd among Rays minor leaguers (min. 150 AB) in avg. behind Kyle Manzardo (.327)...led Rays minor leaguers in doubles, ranked 2nd in hits and tied for 6th in extra-base hits (48).
- ♦ Among players with 150 AB, his .333 avg. with Montgomery ranked 1st in the Southern League.
- ♦ Played for the Aguilas del Zulia in the Venezuelan Winter League for a third straight year.
- ♦ Ranked by *Baseball America* as the No. 11 prospect in the Rays system following the season... the publication also tabbed him as having the Best Strike-Zone Discipline in the organization.

## CAREER HIGHLIGHTS

- ♦ In **2021**, hit .282/.347/.388 (83-for-294) with 3 HR and 36 RBI in 70 games between Class-A Charleston and Class-A Bowling Green.
- ♦ His 6 3B tied for 4th in the Carolina League and tied for most among Rays minor leaguers.
- ♦ Ranked by *Baseball America* as the No. 25 prospect in the Rays system following the season.
- ♦ In **2020**, was not part of the Rangers 60-man player pool and did not play following the cancellation of the minor league season.
- ♦ Spent most of the **2019** season with the AZL Rangers...played 2 games with Short-A Spokane to end the season...hit .323/.352/.398 (52-for-161) in 37 games between the two levels.

- ♦ In **2018**, ranked 3rd in the Dominican Summer League with a .344 avg. and made the DSL post-season All-Star Team.

## AMATEUR CAREER

- ♦ Signed by the Rangers on Dec 23, 2017 out of Venezuela...his younger brother, Edgar, was signed by the Rangers in January 2021...is the cousin of Olivier Basabe (Padres), Luis Matos (Giants) and free agents Luis Alexander Basabe and Luis Alejandro Basabe.
- ♦ Received a \$550,000 bonus from the Rangers, who had acquired extra bonus pool space in their attempt to sign Shohei Ohtani.



## CAREER BATTING

YEAR	CLUB	AVG	G	AB	R	H	2B	3B	HR	RBI	SH	SF	HB	BB-I	SO	SB	CS	GDP	OBP	SLG
2018	DSL Rangers 1	.344	52	192	37	66	16	3	1	34	2	3	2	23-0	25	12	6	1	.414	.474
2019	AZL Rangers	.325	35	151	29	49	2	5	0	31	0	5	2	8-0	20	7	2	5	.355	.404
	Spokane	.300	2	10	0	3	0	0	0	1	0	0	0	0-0	1	0	0	0	.300	.300
2020														Did Not Play						
2021	Charleston	.284	66	278	51	79	10	6	2	35	1	2	2	26-1	39	18	4	10	.347	.385
	Bowling Green	.250	4	16	2	4	0	0	1	1	0	0	0	2-0	6	0	0	1	.333	.438
2022	Bowling Green	.315	55	216	41	68	16	2	4	22	1	0	3	16-0	34	7	5	3	.370	.463
	Montgomery	.333	57	228	39	76	23	3	0	25	1	3	3	24-0	25	14	0	7	.399	.461
<b>Minor League Totals</b>		<b>.316</b>	<b>271</b>	<b>1091</b>	<b>199</b>	<b>345</b>	<b>67</b>	<b>19</b>	<b>8</b>	<b>149</b>	<b>5</b>	<b>13</b>	<b>12</b>	<b>99-1</b>	<b>150</b>	<b>58</b>	<b>17</b>	<b>27</b>	<b>.375</b>	<b>.434</b>

1: Signed by the Texas Rangers as a free agent, December 23, 2017...signed by Carlos Plaza. 2: Acquired by the Tampa Bay Rays along with OF Heriberto Hernández and OF Alexander Ovalles from Texas in exchange for 1B Nathaniel Lowe, 1B Jake Guenther and a player to be named (OF Carl Chester), December 10, 2020.

### DID YOU KNOW?

## STORMY WEATHER

The Rays have had games affected by five hurricanes:

- ◆ **Hurricane Dorian (Sep 2-4, 2019):** MLB moved up the Rays-Orioles series finale to be part of a traditional doubleheader on Sep 3—just the third doubleheader in Tropicana Field history. The Rays split the twin bill, and won two of three games in the series.
- ◆ **Hurricane Irma (Sep 11-13, 2017):** MLB moved the three-game series against the Yankees from Tropicana Field to Citi Field in New York. The Rays lost two of three games. It was the fifth time in baseball history that weather concerns forced the relocation of games to a neutral site—but the second in a span of two weeks.
- ◆ **Hurricane Jeanne (Sep 26, 2004):** The Rays and Blue Jays were canceled at Tropicana Field with the storm approaching. The previous night's game, which began at 6:16 p.m., was played with the caveat that no inning could start after 9:15 p.m. The curfew was a precaution to make sure the Blue Jays were able to fly out of Florida after the game.
- ◆ **Hurricane Frances (Sep 3-5, 2004):** MLB postponed two games against the Tigers (Sep 4-5), and the Tigers left St. Pete after the Sep 3 series opener to avoid the storm. The Rays were scheduled to play a Labor Day doubleheader at Yankee Stadium on Sep 6, but were unable to leave Tampa International Airport until 3 p.m. that day. They arrived in New York at 5:25 p.m. and played a single game that night, a 7-4 loss which began at 7 p.m. The postponed game was eventually made up in New York on Sep 23. The Rays and Tigers played (and split) a doubleheader on Sep 30—the first doubleheader ever played at Tropicana Field.
- ◆ **Hurricane Gordon (Sep 17, 2000):** The Rays and Athletics were postponed at Tropicana Field with the storm bearing down. Instead of playing that afternoon, the Athletics flew to Baltimore. The game was never made up, one of three such games in club history.

In addition, Tropicana Field served as a neutral host for a similar situation, as the Rangers-Astros series Aug 29-31, 2017 was moved from Houston due to the devastation caused by Hurricane Harvey. The Astros won two of three games.



11

RIGHT-HANDED PITCHER

## SHANE BAZ

Shane Austin Baz (BAHZ)



BATS RIGHT

THROWS RIGHT

HEIGHT 6'3"

WEIGHT 195

OPENING DAY AGE 23

MAJOR LEAGUE SERVICE 1 year, 14 days

BORN 6/17/99 in Houston, TX

RESIDES Cypress, TX

CONTRACT STATUS Signed through 2023

SIGNING SCOUT Wayne Mathis (Pirates)

ACQUIRED From the Pittsburgh Pirates (as a player to be named, 8/14/18) along with RH Tyler Glasnow and OF Austin Meadows in exchange for RH Chris Archer, 7/31/18

## X-RAY REPORT

- Prior to graduating from Concordia Lutheran (Texas) High School, Baz was a highly-touted prospect who caught the attention of college coaches and amateur scouts with a 98 mph fastball...among those who watched him pitch in high school was Hall of Famer and Texas native Nolan Ryan, who was an advisor for the Astros.
- On the same day he signed with Texas Christian University in November 2016, he learned his mother, Tammy, beat breast cancer and was declared cancer-free...he chose to sign with the Horned Frogs so his parents and family had several opportunities to see him play in person...he eventually decided to forgo college after being drafted in the first round by the Pirates.

## 2022 SEASON

- Limited to 6 starts with the Rays due to injuries... was on the active roster from June 11–July 12.
- Underwent arthroscopic surgery on March 21 to remove loose bodies from his right elbow, performed by Dr. Keith Meister in Dallas.
- Began a throwing program from 45 feet on April 7, progressed to throwing from the bullpen on April 26 and threw live batting practice beginning on May 9...went 2 IP in an extended spring game on May 14 and officially began a rehab assignment with Triple-A Durham on May 19.
- Experienced right elbow discomfort while playing catch on July 12 and placed on the 15-day IL the next day...was evaluated on July 14 by Dr. Keith Meister...received an injection and advised to try a program of rest, treatment and rehab...continued to feel discomfort in throwing sessions and underwent Tommy John surgery on Sep 28, performed by Dr. Meister in Dallas.

- Spanning the 2021-22 seasons, allowed 4 hits (or fewer) in the first 7 starts of his career... marked the longest such streak to start a career by a traditional starter in franchise history.
- On June 11 at MIN, was reinstated from the 60-day IL for his season debut...retired his first 6 BF before opening the 3rd inning with a single, back-to-back walks and grand slam by Luis Arraez, the first grand slam allowed in his career.
- From June 17–July 3, became the third age-23 (or younger) starter (4th time) in club history to make four consecutive starts of 1 run (or fewer), following Matt Moore (4) in 2012 and Scott Kazmir in 2007 (4) and 2006 (4).
- On June 17 at BAL, started on his 23rd birthday and yielded 2 hits in six scoreless innings... became the third Ray to make a scoreless start on his birthday, joining Corey Kluber (4.2 IP) on April 10, 2022 vs. BAL and Jeremy Hellickson (8.2 IP) on April 8, 2012 vs. NYY...became the youngest pitcher to go least six scoreless innings with 7 SO (or more) on his birthday since CAL Marcelino López pitched a 3-hit shutout with 12 SO on his 23rd birthday on Sep 23, 1966 vs. BAL.
- On July 10 at CIN, allowed 7 ER and 3 HR in the 3rd inning, both the most by a Rays pitcher in a single frame since Jalen Beeks yielded 7 ER and 3 HR in the 3rd inning on July 22, 2019 vs. BOS... yielded 2-run shots to Jonathan India, Tyler Stephenson and Mike Moustakas, joining Paul Abbott in the 1st inning on May 3, 2004 at TEX as the only pitchers in franchise history to allow 3 HR with runners on in a single frame...the Stephenson homer marked the first time in his career he allowed one on a 3-0 pitch.
- Ranked by *Baseball America* as the No. 32 overall prospect in the minors following the season... was the No. 1 prospect in the Rays system...the



publication also tabbed him as having the Best Fastball in the organization for a fourth consecutive year and Best Slider in the organization for a fifth consecutive year.

## CAREER HIGHLIGHTS

- ◆ In **2021**, selected from Durham on Sep 20 and finished the season in the Rays rotation.
- ◆ On Sep 20 vs. TOR, made his major league debut at 22 years, 95 days and became the 3rd-youngest Ray to start and win his major league debut behind Scott Kazmir (20.212) on Aug 23, 2004 at SEA and Joe Kennedy (22.013) on June 6, 2001 at TOR...78.5 pct. (51 of 65) of his pitches were strikes, the highest for a starting pitcher in his major league debut since pitches were first tracked in 1988, according to Stats LLC...his only hits allowed in 5 IP were solo homers to Teoscar Hernández and Lourdes Gurriel Jr. ...became the third Rays pitcher to go 5 IP (or more) and allow 2 hits (or fewer) in his debut, joining Brendan McKay on June 29, 2019 vs. TEX and Blake Snell on April 23, 2016 at NYY.
- ◆ On Sep 26 vs. MIA, pitched 5.2 scoreless innings and improved to 2-0 to begin his major league career...joined Jeremy Hellickson in 2010 as the only Rays pitchers to start their major league career with back-to-back outings of 5 IP (or more) and 3 hits (or fewer)...recorded 9 SO, the most for a Rays pitcher within one of the first 2 apps of his career since Wade Davis (9) on Sep 6, 2009 vs. DET...at 22 years, 101 days, he became the youngest Rays pitcher with 9 SO (or more) since Matt Moore (22.096) on Sep 22, 2011 at NYY (11).
- ◆ Named Minor League Pitcher of the Year by the Rays Baseball Operations department...went 5-4 with a 2.06 ERA (78.2-IP, 18-ER) and 113 SO in 17 starts between two levels...began the season with Montgomery and made 7 starts there before earning a June 15 promotion to Durham...tied for 5th among Rays minor leaguers in strikeouts...at the time of his Sep 20 call up, led Triple-A East with a 1.76 ERA (min. 10 starts).
- ◆ Named the organization's Minor League Pitcher of the Month for June, going 3-0 with a 0.93 ERA (29-IP, 3-ER) and 42 SO in 6 starts between two levels...pitched five perfect innings on June 9 vs. Birmingham, his last start before receiving a promotion to Durham.
- ◆ Made the AL Team for the All-Star Futures Game, his first career selection, pitching a perfect 2nd inning with a pair of strikeouts.
- ◆ Pitched for Team USA in the 2020 Tokyo Olympics (July 30–Aug 7, 2021) and won a silver medal...named to the U.S. Team roster on July 2,

along with then-Bulls teammate Joe Ryan and future Rays teammate David Robertson...started against Japan in Game 1 of the modified double elimination bracket, his only Olympic appearance, and yielded 5 hits, 2 runs and 3 BB in 2.2 IP of a no decision...Team USA lost, 7-6, on a walk-off single in the 10th inning before defeating the Dominican Republic in the repechage and South Korea in the semifinals to advance to the Gold Medal Game, where they again lost to Japan, 2-0.

- ◆ Ranked by *Baseball America* as the No. 8 overall prospect in the minors following the season... was the No. 1 prospect in the Rays system.
- ◆ **POSTSEASON:** Started Game 2 of the ALDS vs. BOS and took no decision, yielding 3 runs in 2.1 IP including a solo homer to Xander Bogaerts, his last batter faced.
- ◆ Became the second pitcher in major league history to start a postseason game with three (or fewer) career regular season appearances up to that point, joining TB Matt Moore in Game 1 of the 2011 ALDS at TEX...was the 2nd-youngest pitcher in postseason history to start against the Red Sox behind 21-year-old NYM Dwight Gooden in the 1986 World Series.
- ◆ In **2020**, was part of the Rays 60-man player pool and spent the summer at the alternate training site in Port Charlotte.
- ◆ Ranked by *Baseball America* as the No. 6 prospect in the Rays system following the season.
- ◆ In **2019**, made 17 starts for Class-A Bowling Green in his first full season in the Rays system.
- ◆ Made 8 apps (1 start) for the Salt River Rafter in the Arizona Fall League, and named to the AFL Rising Stars Game.
- ◆ Ranked by *Baseball America* as the No. 71 overall prospect in the minors following the season... was the No. 5 prospect in the Rays system.
- ◆ In **2018**, acquired from the Pirates as the player to be named from the July 31 trade involving Chris Archer.
- ◆ At the time of the trade, was ranked by *Baseball America* as the No. 4 prospect in the Pirates system...ranked by the publication as the No. 11 prospect in the Rays system following the season.

## AMATEUR CAREER

- ◆ Selected by the Pirates in the first round (12th overall) of the 2017 Amateur Draft out of Concordia Lutheran (Texas) High School...committed to pitch at Texas Christian University before signing with the Pirates.



## CAREER PITCHING

YEAR	CLUB	W	L	ERA	G	GS	CG	SHO	SV	IP	H	R	ER	HR	HB	BB-I	SO	WP	BK
2017	GCL Pirates	0	3	3.80	10	10	0	0	0	23.2	26	12	10	2	1	14.0	19	5	0
2018	Bristol	4	3	3.97	10	10	0	0	0	45.1	45	23	20	2	3	23.0	54	11	1
	Princeton	0	2	7.71	2	2	0	0	0	7.0	11	7	6	1	1	6.0	5	1	0
2019	Bowling Green	3	2	2.99	17	17	0	0	0	81.1	63	30	27	5	5	37.0	87	10	0
2020	Did Not Pitch																		
2021	Montgomery	2	4	2.48	7	7	0	0	0	32.2	22	9	9	3	2	2.0	49	1	0
	Durham	3	0	1.76	10	10	0	0	0	46.0	28	10	9	6	5	11.0	64	2	0
	<b>Tampa Bay</b>	<b>2</b>	<b>0</b>	<b>2.03</b>	<b>3</b>	<b>3</b>	<b>0</b>	<b>0</b>	<b>0</b>	<b>13.1</b>	<b>6</b>	<b>3</b>	<b>3</b>	<b>3</b>	<b>0</b>	<b>3.0</b>	<b>18</b>	<b>1</b>	<b>0</b>
2022	Durham	0	0	1.38	4	4	0	0	0	13.0	8	2	2	1	1	4.0	20	2	0
	<b>Tampa Bay</b>	<b>1</b>	<b>2</b>	<b>5.00</b>	<b>6</b>	<b>6</b>	<b>0</b>	<b>0</b>	<b>0</b>	<b>27.0</b>	<b>27</b>	<b>15</b>	<b>15</b>	<b>5</b>	<b>1</b>	<b>9.0</b>	<b>30</b>	<b>2</b>	<b>0</b>
<b>Minor League Totals</b>		<b>12</b>	<b>14</b>	<b>3.00</b>	<b>60</b>	<b>60</b>	<b>0</b>	<b>0</b>	<b>0</b>	<b>249.0</b>	<b>203</b>	<b>93</b>	<b>83</b>	<b>20</b>	<b>18</b>	<b>97.0</b>	<b>298</b>	<b>32</b>	<b>1</b>
<b>Major League Totals</b>		<b>3</b>	<b>2</b>	<b>4.02</b>	<b>9</b>	<b>9</b>	<b>0</b>	<b>0</b>	<b>0</b>	<b>40.1</b>	<b>33</b>	<b>18</b>	<b>18</b>	<b>8</b>	<b>1</b>	<b>12.0</b>	<b>48</b>	<b>3</b>	<b>0</b>

1: Selected by the Pittsburgh Pirates in the first round (12th overall) of the 2017 Amateur Draft...signed by Wayne Mathis. 2: Acquired by the Tampa Bay Rays (as a player to be named, August 14, 2018) along with RH Tyler Glasnow and OF Austin Meadows from Pittsburgh in exchange for RH Chris Archer, July 31, 2018.

## CAREER FIELDING

YEAR	POSITION	PCT	G	PO	A	E	TC	DP
2021	Pitcher	-	3	0	0	0	0	0
2022	Pitcher	1.000	6	3	0	0	3	0
<b>Totals</b>		<b>1.000</b>	<b>9</b>	<b>3</b>	<b>0</b>	<b>0</b>	<b>3</b>	<b>0</b>

## POSTSEASON PITCHING

YEAR	SERIES	CLUB	W	L	ERA	G	GS	CG	SHO	SV	IP	H	R	ER	HR	HB	BB-I	SO	WP	BK
2021	ALDS	TB vs. BOS	0	0	11.57	1	1	0	0	0	2.1	6	3	3	1	0	1.0	2	0	0

## LEFT-RIGHT BREAKDOWN

	2022				CAREER			
	AVG	AB	H	HR	AVG	AB	H	HR
vs. Left	.175	40	7	2	.196	56	11	3
vs. Right	.299	67	20	3	.227	97	22	5



68

LEFT-HANDED PITCHER

# JALEN BEEKS

Jalen Christopher Beeks



BATS LEFT

THROWS LEFT

HEIGHT 5'11"

WEIGHT 210

OPENING DAY AGE 29

MAJOR LEAGUE SERVICE 4 years, 70 days

BORN 7/10/93 in Fayetteville, AR

RESIDES Prairie Grove, AR

CONTRACT STATUS Signed through 2023

SIGNING SCOUT Chris Mears (Red Sox)

ACQUIRED From the Boston Red Sox in exchange for RH Nathan Eovaldi, 7/25/18

## X-RAY REPORT

- Jalen and his family are heavily involved with their local church...he hopes to one day travel on mission trips to places such as Malawi—a landlocked country in eastern Africa.
- Jalen grew up a diehard Razorback fan and still watches as many of their games as he can...his all-time favorite Razorbacks are Darren McFadden, Felix Jones, Ronnie Brewer and Joe Johnson...Arkansas men's basketball won a national title in 1993, the year he was born, and he often re-watched the game on tape with his dad.
- He and his wife, Brie, have three children: Breckly, Jack and Brody.

## 2022 SEASON

- Made 42 apps (7 starts) in his first major league action since 2020, returning from Tommy John surgery...was on the 15-day IL due to right lower leg tightness from July 15-29 and Sep 18 through season's end...made 27 pitches in a 2 IP simulated game on Oct 4 and made the postseason roster.
- Went 1 IP (or fewer) in eight of his last 9 apps and 13 of 17 apps beginning on Aug 3...to compare, recorded 4 outs (or more) in 20 of his first 25 apps.
- Made his third Opening Day roster (2019-20).
- On April 10 vs. BAL, made his season debut and pitched 1.2 scoreless innings...marked his first app since Aug 25, 2020 vs. BAL, returning from Tommy John surgery.
- On May 9 at LAA, had a perfect 5th inning before snapping a scoreless streak at 11.2 IP to start the season in the 6th...allowed back-to-back homers to Mike Trout and Shohei Ohtani, his first multi-HR app since Aug 25, 2019 at BAL.
- On June 4 vs. CHW, suffered his first loss since Aug 2, 2020 at BAL...inherited 1-on, 1-out in the

8th inning and surrendered a go-ahead, 2-run homer to pinch-hitter Jake Burger, his first batter faced...snapped a scoreless streak of 10 IP and marked the first time in his career he allowed a homer in the 8th inning (or later).

- On July 4 at BOS, pitched a perfect 1st inning and got out of a bases-loaded, 2-out jam in the 2nd with a Bobby Dalbec strikeout...marked his second career start at Fenway Park, joining his major league debut on June 7, 2018 vs. DET.
- On July 14 vs. BOS, yielded a RBI double off the right field wall to Alex Verdugo with 0 outs in the 9th inning...stranded him at second base for the third save of his career, following Aug 19, 2020 at NYY and April 10, 2019 at CHW.
- On Aug 17 at NYY, allowed all 3 BF to reach base in the 10th inning, including a walk-off grand slam by Josh Donaldson, the first walk-off hit and first grand slam allowed in his career...marked the 12th time in franchise history the Rays lost on a walk-off grand slam, first since Diego Castillo allowed one on June 20, 2021 at SEA...became the first pitcher in club history to allow a walk-off grand slam to erase a 3-run lead.
- POSTSEASON:** Was on the roster for the AL Wild Card Series at CLE but did not pitch.

## CAREER HIGHLIGHTS

- Missed the entire 2021 season recovering from Tommy John surgery.
- Underwent Tommy John surgery on Sep 2, 2020, performed by Dr. Keith Meister in Arlington, Texas...returned home to Arkansas to begin his initial phases of rehab.
- Placed on the 45-day IL on Aug 26...at the time of the injury, his 19.1 IP led major league relievers and his 26 SO ranked 2nd among relievers behind CLE James Karinchak (31).





- ◆ Recorded 4 outs (or more) in nine of his 12 apps and went 2 IP (or more) four times.
- ◆ In his last 10 apps, from July 30–Aug 25, went 1-1 with a 2.51 ERA (14.1-IP, 4-ER).
- ◆ On Opening Day vs. TOR, struck out Cavan Biggio and Vladimir Guerrero Jr. in the 7th inning and struck out the side in the 8th...his 5 SO tied his own Opening Day club record among relievers, after doing it in 2019 vs. HOU.
- ◆ On Aug 19 at NYY, inherited 2-on, 1-out in the 9th inning and struck out Miguel Andújar and Thairo Estrada for his second career save.
- ◆ In **2019**, made 33 apps (3 starts) over two stints with the Rays: Opening Day–June 27 and July 16 through season's end...totaled 104.1 IP including 92 IP out of the bullpen, 2nd-most among major league relievers behind TOR Sam Gaviglio (95.2).
- ◆ Went 5-0 with a 2.78 ERA (64.2-IP, 20-ER) in his first 20 apps, from March 28–July 16...this stretch gave him a 10-game winning streak spanning two seasons with the Rays, the longest streak of winning decisions in club history.
- ◆ Went 1-3 with a 6.81 ERA (39.2-IP, 30-ER) over his last 13 apps (3 starts) beginning on July 22.
- ◆ Went 3 IP (or more) in 19 consecutive relief apps from April 18–Aug 31...was also used as a starter three times over that stretch, but went 0-2 with a 10.95 ERA (12.1-IP, 15-ER) in those 3 starts.
- ◆ Allowed 11 HR over his last 16 apps (3 starts) spanning 48.1 IP, compared to 1 HR in his first 17 apps, all in relief, spanning 56 IP.
- ◆ Made his first career Opening Day roster and pitched in the 5-1 loss vs. HOU, the only reliever used by the club...his 5 SO were the most by a Rays reliever on Opening Day, a record he would tie again in 2020.
- ◆ On April 10 at CHW, went 3 IP for his first career save...his only run allowed came on a groundout off the bat of Yonder Alonso in the 9th inning.
- ◆ On May 1 at KC (G1), did not allow a run in 6.2 IP, the longest scoreless relief app in the AL since SEA Blake Beavan (6.2 IP) on June 6, 2013 vs. NYY and tied for the 2nd-longest in club history behind Rob Bell (7 IP) on June 19, 2004 at ARI.
- ◆ On July 22 vs. BOS, made his second career start, first as a Ray, and snapped his club-record 10-game winning streak...his 8 runs allowed tied his Rays debut for a career high.
- ◆ On Aug 3 vs. MIA, his 3 HBP were the most by a Rays pitcher in over 13 years, since Casey Fossum (3) on April 7, 2006 at TOR.
- ◆ On Aug 25 at BAL, surrendered 7 runs on a career-high 11 hits, the most hits allowed by a reliever in franchise history.
- ◆ In **2018**, made 2 apps (1 start) for the Red Sox and 12 apps for the Rays, his first career major league action...acquired by the Rays from the Red Sox on July 25 for Nathan Eovaldi.
- ◆ Started for the Red Sox in his major league debut on June 7 vs. DET, exactly four years after he was selected in the 12th round of the 2014 Amateur Draft...yielded 6 runs in 4 IP and suffered a 7-2 loss to Matthew Boyd...struck out his first batter faced, JaCoby Jones, but yielded 5 runs in the 1st inning...made a relief appearance for the Red Sox on July 10 vs. TEX, yielding 3 runs in 2.1 IP.
- ◆ Served as a long reliever for the Rays, primarily following an opener...went at least 2 IP in all 12 apps, including 9 apps of at least 3 IP, 5 apps of at least 4 IP and 4 apps of at least 5 IP.
- ◆ Went 5-0 after the trade, matching Juan Cruz (2011) for most wins by a Rays pitcher in a season without recording a loss.
- ◆ Made his Rays debut on July 28 at BAL, totaling 3.1 IP, 10 hits and 8 runs...threw 82 pitches and allowed 13 of 21 BF to reach base safely...was the third pitcher to allow at least 8 runs in his Rays debut, following Luis de los Santos (9) on July 20, 2002 at TOR and Juan Guzmán (8) on April 7, 2000 vs. CLE...at the time, the 10 hits tied for most in club history among relievers.
- ◆ Earned his first career victory in his second app for the Rays, on Aug 2 vs. LAA...from that point forward, went 5-0 with a 3.07 ERA (41-IP, 14-ER) and .211 opp avg. (31-for-147) in 11 apps.
- ◆ From Aug 2-14, became the third pitcher in club history to go at least 5 IP and allow 2 hits (or fewer) in three consecutive apps, following Jake Odorizzi (2016) and Matt Moore (2012-13).
- ◆ From Aug 2-19, became the first pitcher since Baseball Reference data is available (1901) to go at least 4 IP and allow 2 hits (or fewer) in four straight relief apps, without a start in between.
- ◆ On Aug 14 at NYY, recorded a career-high 8 SO in 5 IP...became the first reliever with at least 8 SO against the Yankees since MIN Johan Santana (8) on April 10, 2003 at NYY.
- ◆ Became the third Rays rookie to defeat the Red Sox twice in a season, following Jeremy Hellickson (2) in 2011 and Tim Lincecum (2) in 2006...the wins came just five days apart, on Aug 19 at Fenway Park and Aug 24 at home.
- ◆ Opened the season with Triple-A Pawtucket and made 16 starts there...at the time of the trade, ranked among International League leaders



in ERA (2.89, 5th), strikeouts (117, tied for 2nd), WHIP (1.09, 2nd) and opp avg. (.215, 3rd), and led Red Sox minor leaguers in strikeouts.

- Named to the IL midseason All-Star Team.
- In **2017**, named the Red Sox Minor League Pitcher of the Year...split the season between Double-A Portland and Pawtucket, with a June 3 promotion...went 11-8 with a 3.29 ERA (145-IP, 53-ER) in 26 starts between the two levels.
- Ranked 2nd among Red Sox minor leaguers with 155 SO and tied for 3rd in wins.
- Named Red Sox Minor League Pitcher of the Month for both April and July.
- Ranked by *Baseball America* as the No. 11 prospect in the Red Sox system following the season.
- In **2016**, went 9-8 with a 3.87 ERA (132.2-IP, 57-ER) in 26 starts between Class-A Salem and Portland...ranked 10th among Red Sox minor leaguers in ERA...promoted on June 23 and recorded 10 SO in his first Double-A start.
- In **2015**, pitched for Class-A Greenville and led Red Sox minor leaguers with 145.2 IP, which ranked 4th in the South Atlantic League.
- Ranked among Red Sox minor leaguers in strikeouts (100, 5th) and ERA (4.32, 10th).

## AMATEUR CAREER

- Selected by the Red Sox in the 12th round of the 2014 Amateur Draft out of the University of Arkansas...went 6-4 with a 1.98 ERA (81.2-IP, 18-ER) in 13 starts for Arkansas as a junior, allowing 2 runs (or fewer) in 11 of those starts.
- Transferred to Arkansas after pitching one season at Crowder (Mo.) Junior College.
- Graduated in 2011 from Prairie Grove (Ark.) High School, where he struck out 21 batters in a game as a junior in 2010.

## CAREER HIGHS

### LONGEST OUTING

6.2, 5/1/19 at KC (G1)

### STRIKEOUTS

8, 8/14/18 at NYY

### WALKS

3, 7x-last 8/20/19 vs. SEA

### HR ALLOWED

3, 7/22/19 vs. BOS

### RUNS ALLOWED

8, 2x-last 7/22/19 vs. BOS

### HITS ALLOWED

11, 8/25/19 at BAL

### WIN STREAK

10G, 8/2/18 - 6/6/19

### LOSS STREAK

3G, 7/22/19 - 8/20/19



TYLER SCHANK / TAMPA BAY RAYS



## CAREER PITCHING

YEAR	CLUB	W	L	ERA	G	GS	CG	SHO	SV	IP	H	R	ER	HR	HB	BB-I	SO	WP	BK
2014	GCL Red Sox	0	0	0.00	2	0	0	0	0	5.0	3	0	0	0	0	0-0	8	0	0
2015	Greenville	9	7	4.32	26	26	0	0	0	145.2	156	82	70	17	4	28-0	100	3	2
2016	Salem	4	4	3.07	13	13	1	0	0	67.1	67	25	23	9	4	24-0	55	5	0
	Portland	5	4	4.68	13	13	0	0	0	65.1	72	37	34	6	2	28-0	56	5	1
2017	Portland	5	1	2.19	9	9	1	1	0	49.1	35	12	12	3	3	22-0	58	2	0
	Pawtucket	6	7	3.86	17	17	0	0	0	95.2	86	45	41	10	2	33-0	97	4	0
2018	Pawtucket	5	5	2.89	16	16	0	0	0	87.1	70	33	28	10	2	25-0	117	5	1
	Boston	0	1	5.51	2	1	0	0	0	6.1	11	9	9	1	1	4-0	5	0	0
	Tampa Bay	5	0	4.47	12	0	0	0	0	44.1	41	22	22	5	2	20-0	37	0	0
2019	Tampa Bay	6	3	4.31	33	3	0	0	1	104.1	115	56	50	12	9	40-1	89	3	0
	Durham	0	1	4.22	3	3	0	0	0	10.2	8	5	5	2	0	4-0	10	0	0
2020	Tampa Bay	1	1	3.26	12	0	0	0	1	19.1	21	9	7	1	0	4-0	26	2	0
2021	Tampa Bay	Injured-Did Not Pitch																	
2022	Tampa Bay	2	3	2.80	42	7	0	0	2	61.0	49	22	19	7	2	22-0	70	3	0
<b>Minor League Totals</b>		<b>34</b>	<b>29</b>	<b>3.64</b>	<b>99</b>	<b>97</b>	<b>2</b>	<b>1</b>	<b>0</b>	<b>526.1</b>	<b>497</b>	<b>239</b>	<b>213</b>	<b>57</b>	<b>17</b>	<b>164-0</b>	<b>501</b>	<b>24</b>	<b>4</b>
<b>Major League Totals</b>		<b>14</b>	<b>8</b>	<b>4.09</b>	<b>101</b>	<b>11</b>	<b>0</b>	<b>0</b>	<b>4</b>	<b>235.1</b>	<b>237</b>	<b>118</b>	<b>107</b>	<b>26</b>	<b>14</b>	<b>90-1</b>	<b>227</b>	<b>8</b>	<b>0</b>

1: Selected by the Boston Red Sox in the 12th round of the 2014 Amateur Draft...signed by Chris Mears. 2: Acquired by the Tampa Bay Rays from Boston in exchange for RH Nathan Eovaldi, July 25, 2018.

## CAREER FIELDING

YEAR	POSITION	PCT	G	PO	A	E	TC	DP
2018	Pitcher	1.000	14	2	6	0	8	2
2019	Pitcher	1.000	33	2	14	0	16	2
2020	Pitcher	1.000	12	1	1	0	2	0
2022	Pitcher	1.000	42	1	7	0	8	0
<b>Totals</b>		<b>1.000</b>	<b>101</b>	<b>6</b>	<b>28</b>	<b>0</b>	<b>34</b>	<b>4</b>

## CAREER BATTING

YEAR	CLUB	AVG	AB	R	H	2B	3B	HR	RBI	SH	SF	HB	BB-I	SO	SB	CS	GDP	OBP	SLG
2018	Tampa Bay	.000	2	0	0	0	0	0	0	0	0	0	0-0	1	0	0	0	.000	.000
2019	Tampa Bay	.000	3	0	0	0	0	0	0	0	0	0	0-0	2	0	0	0	.000	.000
<b>Major League Totals</b>		<b>.000</b>	<b>5</b>	<b>0</b>	<b>0</b>	<b>0</b>	<b>0</b>	<b>0</b>	<b>0</b>	<b>0</b>	<b>0</b>	<b>0</b>	<b>0-0</b>	<b>3</b>	<b>0</b>	<b>0</b>	<b>0</b>	<b>.000</b>	<b>.000</b>

## LEFT-RIGHT BREAKDOWN

	2022				CAREER			
	AVG	AB	H	HR	AVG	AB	H	HR
vs. Left	.219	64	14	3	.261	245	64	8
vs. Right	.219	160	35	4	.263	658	173	18



14

CATCHER / INFIELDER

# CHRISTIAN BETHANCOURT

**Christian Gabriel Bethancourt Ruiz** (KRIS-chin BETH-en-court)

BATS **RIGHT**THROWS **RIGHT**HEIGHT **6'3"**WEIGHT **220**OPENING DAY AGE **31**MAJOR LEAGUE SERVICE **3 years, 38 days**BORN **9/21/91 in Panama City, Panama**RESIDES **Panama City, Panama**CONTRACT STATUS **Signed through 2023**SIGNING SCOUT **Luis Ortiz (Braves)**

ACQUIRED **From the Oakland Athletics in exchange for RH Christian Fernández and OF Cal Stevenson, 7/9/22**

## X-RAY REPORT

- Bethancourt followed in his father's footsteps and started playing catcher at a young age...his father, Fausto, was a catcher in his employer's recreational softball league.
- Bethancourt did not appear in the majors for four years from 2018-21 and began thinking about a future outside of baseball...he and his brother-in-law purchased a 17-acre farm in Panama, where they raised cattle with aspirations to become meat and dairy farmers.
- He played for Panama as a 12-year-old at the 2004 Little League World Series.
- Christian will play for Team Panama in the 2023 World Baseball Classic.

## 2022 SEASON

- Appeared in 100 games and made 84 starts (47-C, 28-1B, 9-DH) between the Athletics and Rays...acquired on July 9 for two minor leaguers...after joining the active roster on July 11, started 40 of the final 77 games, making 35 starts at catcher, four at first base and one at DH over that span.
- Threw out 41.4 pct. (12 of 29) of attempted base stealers between the two clubs, including 45.0 pct. (9 of 20) after joining the Rays...min. 40 games, led the AL in eraser rate and ranked 2nd in the majors behind PHI JT. Realmuto (41.5 pct.).
- All 4 HR with the Athletics came in 8 games (6 starts) from June 1-12...all 7 HR with the Rays came at home, including six from Aug 18-Sep 25.
- Hit .314 (22-for-70) with 5 2B, 3 HR and 8 RBI in his last 21 games (19 starts) from Sep 2-Oct 4.
- On April 15 at TOR, entered as a defensive replacement at first base in the 6th inning...was

his first game in the majors since April 22, 2017 vs. MIA (with SD), going 1,818 days in between.

- From June 9-12 at CLE, hit .529 (9-for-17) with 3 2B, 3 HR and 5 RBI in a 4-game series, including homers in back-to-back games from June 11-12.
- On July 12 vs. BOS, caught Corey Kluber in his Rays debut and went 0-for-3...marked his first start at catcher since June 23 vs. SEA (with OAK).
- On July 15 vs. BAL, his first homer as a Ray represented the second pinch-hit homer of his career, following May 20, 2016 vs. LAD (with SD)...the homer was originally ruled a foul ball and overturned on a crew chief review...according to Stats LLC, became the 10th player to hit his first homer with the Rays as a pinch-hitter, first since Brendan McKay on Sep 22, 2019 vs. BOS...the homer went 318 feet, the shortest over-the-fence homer at Tropicana Field (Rays or visitor) in the Statcast era (2015)...it had a launch angle of 44°, the highest on a Rays homer since Mike Zunino (48°) on June 29, 2021 at WSH.
- From Aug 18-23 vs. KC/LAA, homered in three consecutive games for the first time in his career...became the third catcher in franchise history to homer in three straight games, following Mike Zunino (5) from Aug 11-17, 2021 and Wilson Ramos (3) from April 26-28, 2018.
- On Aug 23 vs. LAA, hit a solo homer in the 7th inning, 2-run single in the same frame and pitched a scoreless 9th on 16 pitches (12 strikes), the eighth pitching app of his career...became the first Ray with 2 hits in the same frame since Austin Meadows in the 6th inning on July 29, 2021 vs. NYY and the first Ray with two run-scoring hits in the same frame since Evan Longoria in the 5th inning on June 25, 2008 at FLA...became the second position player in franchise history to pitch in a win, joining



Jesús Sucre on July 3, 2018 at MIA...struck out Luis Rengifo on a 94.4 mph fastball and became the third position player in club history with a strikeout, following Mike Brosseau on Aug 14, 2020 at TOR (Randal Grichuk) and Wade Boggs on Aug 10, 1999 vs. BAL (Delino DeShields)...

marked the fastest pitch by a position player to result in a strikeout since LAD Drew Butera (94.9 mph) on May 14, 2014 vs. MIA (Marcell Ozuna).

- On Aug 28 at BOS, pitched a scoreless 9th inning and became the first visiting position player to pitch in a 9-inning win in Fenway Park history (since 1912)...joined BAL Chris Davis (2 IP) in a 9-6, 17-inning win on May 6, 2012 as the only visiting position players to pitch in a winning effort at Fenway Park, regardless of game length.
- On Sep 2 vs. NYY, hit a 2-run homer off Domingo Germán in the 7th inning and caught a 9-0 shut-out on his birthday...marked the 15th time a Ray homered on his birthday, first since Brett Phillips on May 30, 2021 vs. PHI...was the second catcher in club history to homer on his birthday, joining Mike Difelice on May 28, 2000 vs. SEA...became the second Ray to homer against the Yankees on his birthday, joining Steven Souza Jr. (2) on April 24, 2016 in the Bronx...became the sixth player since Baseball Reference data is available (1901) to homer and catch a shutout on his birthday, joining ATL Biff Pocoroba on July 25, 1978 at PHI, OAK Dave Duncan on Sep 26, 1971 vs. MIL, CHW Sherm Lollar on Aug 23, 1959 vs. NYY (G2), PHI Andy Seminick on Sep 12, 1950 vs. STL and CIN Casper Asbjornson on June 19, 1932 at the Boston Braves...was the third Panamanian-born player to homer on his birthday, joining CHW Carlos Lee on June 20, 2001 vs. KC and NYY Héctor López on July 8, 1962 at MIN.
- On Sep 6 vs. BOS, was the front end of back-to-back homers with Yu Chang in the 6th inning.
- On Sep 18 vs. TEX, recorded his first 3-hit game with the Rays, including a solo shot as the front end of back-to-back homers in the 2nd inning.
- Played for the Estrellas de Oriente in the Dominican Winter League for a fourth consecutive year and hit .296/.347/.364 (13-for-44).
- POSTSEASON:** Started both games of the AL Wild Card Series at CLE at catcher and went 0-for-5 with 3 SO in his first career postseason.

## CAREER HIGHLIGHTS

- In **2021**, entered spring as a non-roster invite for the Phillies...released on March 28 and signed by the Pirates to a minor league deal on April 29.
- Spent the season with Triple-A Indianapolis...made starts at catcher (27), first base (25), desig-

nated hitter (18) and right field (11)...tied for 9th among Pirates minor leaguers with 60 RBI.

- Hit .333/.391/.571 (28-for-84) with 5 HR and 25 RBI off lefties, compared to .263/.321/.433 (65-for-247) with 9 HR and 35 RBI vs. RHP.
- Missed time from Sep 8-21 with a left hamstring strain...hit .346 (9-for-26) with 4 HR and 11 RBI in 6 games after his reinstatement...on Sep 26 at Omaha, homered twice and recorded 5 RBI.
- In **2020**, was not part of the Phillies 60-man player pool and did not play following the cancellation of the minor league season.
- In **2019**, played for the NC Dinos in the Korean Baseball Organization...hit .246/.308/.404 (50-for-203) with 8 HR and 29 RBI in 53 games.
- In **2018**, returned to catching duties as a non-roster invite for the Brewers...spent the entire season with Triple-A Colorado Springs.
- Tied for 2nd among Brewers minor leaguers with 20 HR...also ranked among organizational leaders in RBI (71, 3rd), extra-base hits (42, 7th), hits (116, tied for 7th) and runs (59, 9th).
- Threw out 44.2 pct. (19 of 43) of attempted base stealers in 74 games (71 starts) at catcher.
- Named to the Brewers Organizational All-Star Team by MLB.com.
- Played 8 games for the Aguilas Cibaenas in the Dominican Winter League.
- In **2017**, converted to pitcher and made the Padres Opening Day roster...outrighted on April 25 and spent most of the season with Triple-A El Paso...went 3-2 with a 8.21 ERA (41.2-IP, 38-ER) in 34 apps (1 start) at the Triple-A level.
- Made four relief apps with the Padres, yielding 9 runs (6 ER) in 3.2 IP...hit .143 (1-for-7) in the majors, including .200 (1-for-5) as a pinch-hitter.
- Appeared in 3 games, all starts at catcher, for Aguilas in the Dominican Winter League.
- In **2016**, made his second Opening Day roster in his first season in the Padres organization.
- On May 20 vs. LAD, hit a go-ahead, pinch-hit, 2-run homer off Scott Kazmir in the 6th inning...marked the first pinch-hit homer of his career.
- Pitched twice, both in games trailing by 9 runs (or more), and combined for 1.2 scoreless frames.
- Placed on the 15-day IL (left intercostal strain) on Aug 31 and missed the rest of the season.
- In **2015**, appeared in 48 games (41 starts) over two stints with the Braves, including his first career Opening Day roster as the starting catcher...was on the active roster from Opening Day - June 14 and Aug 24 through season's end.



- ◆ Threw out 42.1 pct. (8 of 19) of attempted base stealers, 5th in the majors (min. 10 attempts).
- ◆ On June 6 vs. PIT, his first career homer was a walk-off, solo shot off Vance Worley in the 9th inning...according to Stats LLC, became the second player since the Braves moved to Atlanta in 1966 to hit a walk-off for his first career homer, joining Mark DeRosa on July 21, 2001 vs. MTL.
- ◆ In **2014**, saw his first extended action over two stints with the Braves: June 28–July 20 and Sep 2 through the end of the season.
- ◆ On June 28 at PHI (G2), made his first career start and singled off Mario Hollands in the 6th inning for the first hit of his career.
- ◆ Was originally on the World roster for the Futures Game but did not play due to his call up.
- ◆ Named Triple-A Gwinnett Player of the Month for May, batting .271 (23-for-85) with 5 2B, 1 3B, 2 HR and 17 RBI in 23 games.
- ◆ Was on the Gwinnett injured list from Aug 17-24 with a left hand contusion.
- ◆ Named to the Braves Organizational All-Star Team by MLB.com.
- ◆ Ranked by *Baseball America* as the No. 3 prospect in the Braves system following the season.
- ◆ In **2013**, made his major league debut in the final game of the season, striking out as a pinch-hitter in the 8th inning...recalled from Double-A Mississippi on Sep 9 and spent the remainder of the season on the Braves roster.
- ◆ Named to the Southern League midseason and postseason All-Star teams...reached base safely via hit or walk in 40 consecutive games from June 13–Aug 14, setting a Mississippi Braves record...hit .338/.376/.600 (54-for-160) with 12 2B, 10 HR, 27 RBI and 13 BB over that stretch.
- ◆ Tied for 6th among Braves minor leaguers with 12 HR.
- ◆ Was on the Mississippi 7-day IL from April 25–May 7 with a left hamstring strain.
- ◆ Played for the World team in the Futures Game in July at Citi Field, his second straight selection...entered in the 6th inning and went 0-for-1.
- ◆ Named to the Braves Organizational All-Star Team by MLB.com.
- ◆ Ranked by *Baseball America* as the No. 69 overall prospect in the minors following the season...was the No. 2 prospect in the Braves system...the publication tabbed him as the Best Defensive Catcher in the organization for a third straight year.
- ◆ In **2012**, limited to 71 games due to a right hamstring strain and left hand fracture.
- ◆ Named to the SL midseason All-Star Team.
- ◆ Started at catcher for the World team in the Futures Game in July and Kauffman Stadium.
- ◆ Named to the Braves Organizational All-Star Team by MLB.com.
- ◆ Ranked by *Baseball America* as the No. 3 prospect in the Braves system following the season...the publication also tabbed him as the Best Defensive Catcher in the SL in its Best Tools survey.
- ◆ Split the **2011** season between Class-A Rome and Class-A Lynchburg, batting .289/.304/.385 (112-for-387) with 5 HR and 53 RBI in 99 games.
- ◆ Threw out 37.8 pct. (37 of 98) of attempted base stealers between the two levels.
- ◆ Hit .306 (22-for-72) with 3 2B, 5 HR and 13 RBI in 19 games for the Surprise Saguaros in the Arizona Fall League.
- ◆ Named to the AFL All-Prospect Team and the AFL Rising Stars Game.
- ◆ In **2010**, led Rome with 100 hits in his age-18 season and tied for 2nd on the club with 19 2B.
- ◆ In **2009**, named Most Valuable Player for the GCL Braves by the Braves Baseball Operations department...transferred to Rookie-level Danville on Aug 14 and helped them win the Appalachian League title over Elizabethton.
- ◆ Ranked by *Baseball America* as the No. 6 prospect in the Braves system following the season...was the No. 1 prospect in the Gulf Coast League.

## CAREER HIGHS

HITS	RUNS
3, 10x-last 9/18/22 vs. TEX	2, 15x-last 9/18/22 vs. TEX
HITTING STREAK	WALKS
9G, 9/9/22 – 9/23/22	1, 30x-last 10/3/22 at BOS
HOME RUNS	STRIKEOUTS
1, 19x-last 9/18/22 vs. TEX	3, 7x-last 9/28/22 at CLE
RBI	STOLEN BASES
3, 2x-last 8/23/22 vs. LAA	1, 8x-last 8/16/22 at NYY

## HOME RUN HIGHLIGHTS

WALK-OFF (1)
6/6/15 vs. PIT (Vance Worley)
PINCH-HIT (2)
7/15/22 vs. BAL (Cionel Pérez); 5/20/16 vs. LAD (Scott Kazmir)



## CAREER BATTING

YEAR	CLUB	AVG	G	AB	R	H	2B	3B	HR	RBI	SH	SF	HB	BB-1	SO	SB	CS	GDP	OBP	SLG
2008	DSL Braves	.267	34	116	12	31	6	3	0	17	0	3	1	11-0	25	1	0	2	.328	.371
2009	GCL Braves	.284	32	116	22	33	9	1	2	19	0	3	1	11-0	22	7	0	4	.344	.431
	Danville	.260	14	50	10	13	5	0	2	8	0	0	0	6-0	16	1	1	0	.339	.480
2010	Rome	.251	108	399	31	100	19	2	3	34	0	5	2	14-1	62	11	3	6	.276	.331
2011	Rome	.303	54	221	25	67	10	3	4	33	0	5	1	8-0	27	6	3	4	.323	.430
	Lynchburg	.271	45	166	11	45	6	0	1	20	2	4	0	3-0	35	3	2	5	.277	.325
2012	Mississippi	.242	71	269	30	65	5	1	2	26	4	3	2	11-0	45	8	6	3	.274	.290
2013	Mississippi	.277	90	358	42	99	21	0	12	45	5	7	2	16-1	57	11	7	8	.305	.436
	Atlanta	.000	1	1	0	0	0	0	0	0	0	0	0	0-0	1	0	0	0	.000	.000
2014	Gwinnett	.283	91	343	33	97	17	1	8	48	1	6	2	13-0	61	7	1	10	.308	.408
	Atlanta	.248	31	113	7	28	3	0	0	9	0	0	1	3-0	26	1	1	3	.274	.274
2015	Atlanta	.200	48	155	16	31	8	0	2	12	0	0	0	5-1	33	1	1	7	.225	.290
	Gwinnett	.327	52	202	25	66	19	0	4	31	1	3	0	12-2	31	5	0	4	.359	.480
2016	San Diego	.228	73	193	20	44	9	0	6	25	0	1	0	10-0	56	1	2	9	.265	.368
2017	San Diego	.143	8	7	0	1	0	0	0	0	0	0	0	0-0	3	0	0	0	.143	.143
	El Paso	.278	31	18	2	5	1	0	1	2	0	0	0	0-0	6	0	0	0	.278	.500
2018	Colorado Springs	.297	104	391	59	116	22	0	20	71	0	6	1	20-0	76	6	1	12	.328	.506
2019	NC (Korea)	.246	53	203	23	50	8	0	8	29	0	2	1	18-0	51	1	1	1	.308	.404
2020														Did Not Play						
2021	Indianapolis	.281	92	331	46	93	18	1	14	60	0	2	2	28-0	73	4	1	13	.339	.468
2022	Las Vegas	.263	5	19	3	5	2	0	2	2	0	0	0	2-0	4	0	0	2	.333	.684
	Oakland	.249	56	169	23	42	11	0	4	19	1	0	2	10-0	41	4	1	3	.298	.385
	Tampa Bay	.255	45	149	16	38	6	0	7	15	0	0	0	2-0	39	1	0	3	.265	.436
<b>Minor League Totals</b>		<b>.278</b>	<b>836</b>	<b>2999</b>	<b>351</b>	<b>835</b>	<b>160</b>	<b>12</b>	<b>75</b>	<b>416</b>	<b>13</b>	<b>47</b>	<b>14</b>	<b>155-4</b>	<b>540</b>	<b>70</b>	<b>25</b>	<b>73</b>	<b>.312</b>	<b>.415</b>
<b>Major League Totals</b>		<b>.234</b>	<b>262</b>	<b>787</b>	<b>82</b>	<b>184</b>	<b>37</b>	<b>0</b>	<b>19</b>	<b>80</b>	<b>1</b>	<b>1</b>	<b>3</b>	<b>30-1</b>	<b>199</b>	<b>8</b>	<b>5</b>	<b>25</b>	<b>.264</b>	<b>.353</b>

**1:** Signed by the Atlanta Braves as a free agent, March 12, 2008. ...signed by Luis Ortiz. **2:** Acquired by the San Diego Padres from Atlanta in exchange for RH Casey Kelly and C Ricardo Rodríguez, December 10, 2015. **3:** Signed by the Milwaukee Brewers as a free agent, January 8, 2018. **4:** Signed by the Philadelphia Phillies as a free agent, January 2, 2020. **5:** Signed by the Pittsburgh Pirates as a free agent, April 29, 2021. **6:** Signed by the Oakland Athletics as a free agent, November 25, 2021. **7:** Acquired by the Tampa Bay Rays from Oakland in exchange for RH Christian Fernández and OF Cal Stevenson, July 9, 2022.



WILL VRAGOVIC / TAMPA BAY RAYS



## CAREER FIELDING

YEAR	POSITION	PCT	G	PO	A	E	TC	DP	PB
2014	Catcher	.987	31	216	15	3	234	1	6
2015	Catcher	.988	42	305	22	4	331	4	8
2016	Catcher	.993	41	248	32	2	282	3	5
	Left Field	.900	8	9	0	1	10	0	-
	Right Field	1.000	4	6	0	0	6	0	-
	Pitcher	-	2	0	0	0	0	0	-
	Second Base	-	1	0	0	0	0	0	-
2017	Pitcher	-	4	0	0	0	0	0	-
	Second Base	-	1	0	0	0	0	0	-
2022	Catcher	.992	49	362	23	3	388	0	2
	First Base	.996	37	208	14	1	223	22	-
	Pitcher	-	4	0	0	0	0	0	-
	Third Base	1.000	1	1	0	0	1	0	-
<b>Totals</b>	<b>Catcher</b>	<b>.990</b>	<b>163</b>	<b>1131</b>	<b>92</b>	<b>12</b>	<b>1235</b>	<b>8</b>	<b>21</b>
	<b>First Base</b>	<b>.996</b>	<b>37</b>	<b>208</b>	<b>14</b>	<b>1</b>	<b>223</b>	<b>22</b>	<b>-</b>
	<b>Pitcher</b>	<b>-</b>	<b>10</b>	<b>0</b>	<b>0</b>	<b>0</b>	<b>0</b>	<b>0</b>	<b>-</b>
	<b>Left Field</b>	<b>.900</b>	<b>8</b>	<b>9</b>	<b>0</b>	<b>1</b>	<b>10</b>	<b>0</b>	<b>-</b>
	<b>Right Field</b>	<b>1.000</b>	<b>4</b>	<b>6</b>	<b>0</b>	<b>0</b>	<b>6</b>	<b>0</b>	<b>-</b>
	<b>Second Base</b>	<b>-</b>	<b>2</b>	<b>0</b>	<b>0</b>	<b>0</b>	<b>0</b>	<b>0</b>	<b>-</b>

## POSTSEASON BATTING

YEAR	SERIES	CLUB	AVG	G	AB	R	H	2B	3B	HR	RBI	SH	SF	HB	BB-I	SO	SB	CS	GDP	OBP	SLG
2022	ALWC	TB vs. CLE	.000	2	5	0	0	0	0	0	0	0	0	0	0-0	3	0	0	0	.000	.000

## CAREER PITCHING

YEAR	CLUB	W	L	ERA	G	GS	CG	SHO	SV	IP	H	R	ER	HR	HB	BB-I	SO	WP	BK
2016	San Diego	0	0	0.00	2	0	0	0	0	1.2	1	0	0	0	1	3-0	1	0	0
2017	San Diego	0	0	14.73	4	0	0	0	0	3.2	6	9	6	1	0	8-0	2	2	0
2022	Oakland	0	0	0.00	1	0	0	0	0	1.0	0	0	0	0	0	1-0	0	0	0
	Tampa Bay	0	0	3.00	3	0	0	0	0	3.0	6	1	1	1	0	0-0	1	0	0
<b>Major League Totals</b>		<b>0</b>	<b>0</b>	<b>6.75</b>	<b>10</b>	<b>0</b>	<b>0</b>	<b>0</b>	<b>0</b>	<b>9.1</b>	<b>13</b>	<b>10</b>	<b>7</b>	<b>2</b>	<b>1</b>	<b>12-0</b>	<b>4</b>	<b>2</b>	<b>0</b>

## LEFT-RIGHT BREAKDOWN

	2022					CAREER				
	AVG	AB	H	HR	RBI	AVG	AB	H	HR	RBI
vs. Left	.252	119	30	3	13	.246	232	57	4	20
vs. Right	.251	199	50	8	21	.229	555	127	15	60





45

RIGHT-HANDED PITCHER

# TAJ BRADLEY

Taj Ali Bradley



BATS **RIGHT**

THROWS **RIGHT**

HEIGHT **6'2"**

WEIGHT **210**

OPENING DAY AGE **22**

MAJOR LEAGUE SERVICE **None**

BORN **3/20/01 in Los Angeles, CA**

RESIDES **Stone Mountain, GA**

CONTRACT STATUS **Signed through 2023**

SIGNING SCOUT **Milt Hill (Rays)**

ACQUIRED **Selected in the fifth round of the 2018 Amateur Draft**

## X-RAY REPORT

- ◆ Taj keeps a journal so he has a foundation of what to build on from outing to outing...he likes to keep his notes positive and logs "cons" as learning steps to improve upon...for Christmas one year, his mom got him three notebooks for different thoughts: pitching assessments, motivational quotes and off-the-field lessons.

## 2022 SEASON

- ◆ Split the season between Double-A Montgomery and Triple-A Durham, earning a July 21 promotion...went 7-4 with a 2.57 ERA (133.1-IP, 38-ER) and 141 SO in 28 starts between the two levels.
- ◆ Led Rays minor leaguers in starts and innings and ranked 2nd in strikeouts.
- ◆ Named Southern League Pitcher of the Month for May, going 0-0 with a 1.06 ERA (17-IP, 2-ER) and 23 SO in 4 starts...allowed 3 hits (or fewer) in all 4 starts and 1 hit in three of those 4 starts.
- ◆ Started for the AL Team at the All-Star Futures Game, his first career selection...pitched around a double and walk for a scoreless 1st inning.
- ◆ Ranked by *Baseball America* as the No. 44 overall prospect in the minors following the season... was the No. 3 prospect in the Rays system... the publication also tabbed him as having the Best Control in the organization and the Best Breaking Pitch and Best Control in the Southern League in its Best Tools survey.

## CAREER HIGHLIGHTS

- ◆ Split the **2021** season between Class-A Charleston and Class-A Bowling Green...went 12-3 with a 1.83 ERA (103.1-IP, 21-ER) in 23 apps (22 starts) between the two levels.

- ◆ Led full-season minor leaguers in ERA, tied for 3rd in wins and ranked 8th in opp avg. (.181) and 9th in WHIP (0.93).
- ◆ Tied for the High-A East lead with 9 wins.
- ◆ Led Rays minor leaguers in wins and ranked 3rd with 123 SO.
- ◆ Named Carolina League Pitcher of the Month for both June and July, going 7-1 with a 0.77 ERA (47-IP, 4-ER) in 10 starts over that stretch.
- ◆ Named to the Rays Organizational All-Star Team by MLB.com and to *Baseball America's* Minor League All-Star Team.
- ◆ Ranked by *Baseball America* as the No. 58 overall prospect in the minors following the season... was the No. 4 prospect in the Rays system...the publication also tabbed him as the Best Pitching Prospect in Low-A East in its Best Tools survey.
- ◆ In **2020**, was not part of the Rays 60-man player pool and did not play following the cancellation of the minor league season.
- ◆ Pitched in the Instructional League in October.
- ◆ Ranked by *Baseball America* as the No. 21 prospect in the Rays system following the season.

## AMATEUR CAREER

- ◆ Selected out of Redan (Ga.) High School, the same school that produced former All-Stars Brandon Phillips, Domonic Brown and Wally Joyner.
- ◆ Began pitching as a high school senior after mostly playing the outfield in his youth.
- ◆ Committed to the University of South Carolina before signing with the Rays.



# CAREER PITCHING

YEAR	CLUB	W	L	ERA	G	GS	CG	SHO	SV	IP	H	R	ER	HR	HB	BB-I	SO	WP	BK	
2018	GCL Rays	1	4	5.09	10	9	0	0	0	23.0	26	18	13	1	7	12-0	24	4	1	
2019	Princeton	2	5	3.18	12	11	0	0	0	51.0	42	29	18	4	2	19-1	57	6	0	
2020		Did Not Pitch																		
2021	Charleston	9	3	1.76	15	14	1	1	0	66.2	37	17	13	4	5	20-0	81	3	0	
	Bowling Green	3	0	1.96	8	8	0	0	0	36.2	28	11	8	4	0	11-0	42	2	0	
2022	Montgomery	3	1	1.70	16	16	0	0	0	74.1	50	17	14	4	2	18-0	88	3	2	
	Durham	4	3	3.66	12	12	0	0	0	59.0	55	28	24	10	3	15-0	53	4	0	
<b>Minor League Totals</b>		<b>22</b>	<b>16</b>	<b>2.61</b>	<b>73</b>	<b>70</b>	<b>1</b>	<b>1</b>	<b>0</b>	<b>310.2</b>	<b>238</b>	<b>120</b>	<b>90</b>	<b>27</b>	<b>19</b>	<b>95-1</b>	<b>345</b>	<b>22</b>	<b>3</b>	

1: Selected by the Tampa Bay Rays in the fifth round of the 2018 Amateur Draft...signed by Milt Hill.

## DID YOU KNOW?

### HOMEGROWN RAYS

There have been 100 "homegrown Rays" who were drafted by the Rays or signed their first professional contract with the club, and worked their way through the minor league system to make their major league debut with Tampa Bay.

LHP José Alvarado  
 INF Jonathan Aranda  
 RHP Brandon Backe  
 OF Rocco Baldelli  
 INF Tim Beckham  
 RHP Andrew Bellatti  
 RHP Dewon Brazelton  
 INF Ryan Brett  
 INF Reid Brignac  
 INF Mike Brosseau  
 INF/OF Vidal Bruján  
 RHP Mickey Callaway  
 INF Jorge Cantú  
 RHP Diego Castillo  
 RHP Yonny Chirinos  
 C Nick Ciuffo  
 RHP Alex Cobb  
 RHP Alex Colomé  
 INF Fernando Cortez  
 OF Carl Crawford  
 RHP Wade Davis  
 OF Matt Diaz  
 OF Elijah Dukes  
 LHP Trevor Enders  
 RHP Jake Faria  
 OF Johnny Field  
 LHP Josh Fleming  
 RHP Dylan Floro  
 RHP Bartolomé Fortunato  
 SS Wander Franco  
 RHP Lee Gardner  
 RHP Ryan Garton  
 OF Joey Gathright  
 RHP Chad Gaudin

RHP Ian Gibaut  
 OF Jonny Gomes  
 C Toby Hall  
 RHP Jason Hammel  
 RHP Travis Harper  
 RHP Jeremy Hellickson  
 RHP Brent Honeywell Jr.  
 C Paul Hoover  
 INF Aubrey Huff  
 RHP Delvin James  
 C John Jaso  
 OF Desmond Jennings  
 LHP Jason Jimenez  
 INF/OF Elliot Johnson  
 OF Kenny Kelly  
 LHP Joe Kennedy  
 OF Kevin Kiermaier  
 3B Evan Longoria  
 INF/OF Brandon Lowe  
 OF Josh Lowe  
 1B Nathaniel Lowe  
 C Luke Maile  
 OF Mikie Mahtook  
 LHP Mark Malaska  
 INF/OF Miles Mastrobuoni  
 LHP Shane McClellan  
 RHP Seth McClung  
 RHP Easton McGee  
 LHP Jake McGee  
 LHP/1B Brendan McKay  
 LHP Matt Moore  
 INF/OF Taylor Motter  
 RHP Jeff Niemann  
 RHP Chad Orvella

OF Fernando Perez  
 RHP Travis Phelps  
 C René Pinto  
 LHP David Price  
 RHP Austin Pruitt  
 INF Juniel Querecuto  
 LHP C.J. Riefenhauser  
 C Shawn Riggans  
 RHP Enny Romero  
 RHP Ryan Rupe  
 RHP Juan Salas  
 3B Jared Sandberg  
 RHP Phoenix Sanders  
 RHP Jaime Schultz  
 LHP Bobby Seay  
 INF/OF Richie Shaffer  
 RHP James Shields  
 LHP Blake Snell  
 RHP Andy Sonnanstine  
 RHP Jason Standridge  
 RHP Ryne Stanek  
 RHP Brian Stokes  
 LHP Jon Switzer  
 OF B.J. Upton  
 C Stephen Vogt  
 RHP Doug Waechter  
 INF Taylor Walls  
 RHP Dan Wheeler  
 INF Kean Wong  
 RHP Hunter Wood  
 RHP Kirby Yates  
 OF Delmon Young



**7** INFIELDER / OUTFIELDER

# VIDAL BRUJÁN

**Vidal Bruján Esteva** (vee-DAHL brew-HAHN)



BATS <b>SWITCH</b>	THROWS <b>RIGHT</b>	HEIGHT <b>5'10"</b>	WEIGHT <b>180</b>
OPENING DAY AGE <b>25</b>	MAJOR LEAGUE SERVICE <b>85 days</b>		
BORN <b>2/9/98</b> in <b>San Pedro de Macoris, DR</b>	RESIDES <b>San Pedro de Macoris, DR</b>		
CONTRACT STATUS <b>Signed through 2023</b>	SIGNING SCOUT <b>Daniel Santana (Rays)</b>		
ACQUIRED <b>Signed as a free agent, 10/17/14</b>			

## X-RAY REPORT

- In 2018, Vidal's father passed away at age 52 due to complications associated with a stomach condition...his father had been the biggest influence on his young baseball career, providing him rides to practice and any equipment he needed.
- He weighed just 145 pounds when he signed his Rays contract at age 16...Rays senior advisor Mitch Lukevics presided over the farm system at the time..."I tease him, 'Remember when you signed? You didn't even have a muscle!'"

## 2022 SEASON

- Appeared in 52 games and made 40 starts (25-2B, 10-RF, 4-SS, 1-CF) spanning four stints with the Rays: April 23-24, May 10-July 6, Aug 31-Sep 6 and Oct 3 through the end of the season.
- Hit .170 (23-for-135) with 5 2B, 2 HR and 15 RBI in 45 games (37 starts) during his second stint.
- Hit .294 (5-for-17) with RISP and 2 outs, compared to .146 (19-for-130) in all other situations.
- On May 11 at LAA, hit a go-ahead, RBI double off Aaron Loup to score the automatic runner on the first pitch of the 10th, the first extra-base hit of his career...was the first Rays rookie with a go-ahead hit in the 10th inning (or later) since Nathaniel Lowe on Sep 21, 2019 vs. BOS.
- On June 10 at MIN, his first career homer came off Devin Smeltzer in the 7th inning...went 36 homerless games to begin his career, the longest drought for a Rays batter to start his career since Luke Maile (36) from 2015-16...was the second of back-to-back homers with Randy Arozarena.
- On Oct 5 at BOS, his solo homer off Ryan Brasier in the 7th inning was the third of his career and first since June 22 vs. NYY...was the fifth Ray all-time to homer at Fenway Park in a game he did

not start, joining Mike Zunino on Aug 11, 2021, Willy Aybar on June 29, 2010, Dan Johnson on Sep 9, 2008 and Eduardo Perez on Aug 29, 2005.

- Hit .292 (75-for-257) with 14 2B, 3 3B, 6 HR, 21 RBI and 26 SB in 63 games for Triple-A Durham...the .292 avg. would have ranked 7th in the International League if he qualified...his final recall came after being named MVP of the IL Championship Game, going 4-for-5 with 3 runs, 2 RBI and 1 BB in a 13-0 win over Nashville.
- With the Bulls, hit .304 (56-for-184) with 5 HR and 16 RBI against right-handed pitching and .310 (44-for-142) with 5 HR and 16 RBI at home.
- POSTSEASON:** Was used as a pinch-runner in both games of the AL Wild Card Series at CLE... stole second base in the 8th inning of Game 1 and in the 10th inning of Game 2...singled off Sam Hentges to lead off the 15th in Game 2.

## CAREER HIGHLIGHTS

- In **2021**, appeared in 10 games during a July 7-21 stint with the Rays and went 2-for-26.
- On July 7 vs. CLE (G1), started at second base in his major league debut...made a diving stop to rob a hit in the 1st inning and delivered a go-ahead, RBI single in the bottom half...became the 19th Ray to record a hit in his first career plate appearance and the first Ray with a stolen base in his major league debut.
- Became the fifth Ray all-time to deliver a run-scoring hit in the first at-bat of his major league debut, joining Brandon Guyer on May 6, 2011 at BAL, Elijah Dukes on April 2, 2007 at NYY, Jared Sandberg on Aug 7, 2001 vs. NYY and Mickey Callaway on June 12, 1999 at MTL.
- Was originally on the AL roster for the Futures Game but did not play due to his call up.



- ◆ With Durham, made starts at second base (26), left field (23), center field (15), shortstop (14), right field (12) and third base (6).
- ◆ Named to the Triple-A East postseason All-Star Team...led the league with 44 SB, tied for 1st with 31 2B and ranked 2nd with 77 runs.
- ◆ Led Rays minor leaguers in stolen bases...tied for 2nd in doubles, tied for 3rd in runs and tied for 5th with 44 XBH.
- ◆ Named the Rays Minor League Hitter of the Month for May, batting .315/.408/.584 (28-for-89) with 7 HR, 21 RBI and 9 SB in 22 games.
- ◆ Ranked by *Baseball America* as the No. 56 overall prospect in the minors following the season...was the No. 3 prospect in the Rays system...the publication also tabbed him as the Best Athlete in the organization and the Fastest Baserunner in Triple-A East in its Best Tools survey.
- ◆ In **2020**, was part of the Rays 60-man player pool and spent the summer at the alternate training site in Port Charlotte.
- ◆ Was on the taxi squad for the Sep 7-8 road trip.
- ◆ Played 20 games for the Toros del Este in the Dominican Winter League...hit .254/.373/.317 (16-for-63) with 2 2B, 1 3B, 5 RBI and 10 SB.
- ◆ Ranked by *Baseball America* as the No. 56 overall prospect in the minors following the season...was the No. 4 prospect in the Rays system.
- ◆ Ranked by *Baseball America* as the Fastest Baserunner in the Rays organization for a third consecutive year.
- ◆ **POSTSEASON:** Was on the Rays 40-man player pool for the postseason but was not active.
- ◆ Split the **2019** season between Class-A Charlotte and Double-A Montgomery, earning a June 27 promotion...hit .277/.346/.389 (106-for-383) with 4 HR, 40 RBI and 48 SB between the two levels.
- ◆ Named Minor League Baserunner of the Year by the Rays Baseball Operations department for a second consecutive year...his 48 SB led the organization and tied for 5th in the minors...tied for 4th in the Florida State League with 24 SB and ranked 6th in the Southern League with 24 SB.
- ◆ Was on Charlotte's 7-day IL from May 24-June 19 with a left wrist sprain.
- ◆ Named to the FSL midseason All-Star Team.
- ◆ Named to the Rays Organizational All-Star Team by MLB.com.
- ◆ Hit .256/.380/.463 (21-for-82) with 3 2B, 4 3B, 2 HR, 10 RBI and 4 SB in 22 games for the Salt River Rafters in the Arizona Fall League...named to the AFL Rising Stars Game.
- ◆ Ranked by *Baseball America* as the No. 51 overall prospect in the minors following the season...was the No. 4 prospect in the Rays system...the publication also tabbed him as the Best Baserunner, Fastest Baserunner, Best Defensive Second Baseman and Most Exciting Player in the FSL in its Best Tools survey.
- ◆ In **2018**, hit .320/.403/.459 (152-for-475) with 9 HR, 53 RBI and 55 SB in 122 games between Class-A Bowling Green and Charlotte.
- ◆ His 55 SB ranked 2nd in the minors, tied for 6th in a single season in organizational history and were the most by a Rays minor leaguer since Andrew Toles (62) in 2013...led the minors with 112 runs, which ranked 2nd in organizational history behind Fernando Perez (123) in 2006...became the first Rays minor leaguer with 100 runs and 50 SB in a season.
- ◆ Ranked 2nd among Rays minor leaguers in hits and 3rd with 218 total bases.
- ◆ Named to the Midwest League midseason and postseason All-Star teams...ranked 2nd in the MWL with a .313 avg., 3rd with a .395 OBP and 86 runs and 5th with 43 SB.
- ◆ Named to the Rays Organizational All-Star Team by MLB.com.
- ◆ Played for the Toros del Este in the Dominican Winter League.
- ◆ Ranked by *Baseball America* as the No. 64 overall prospect in the minors following the season...was the No. 7 prospect in the Rays system...the publication also tabbed him as the Best Baserunner in the MWL in its Best Tools survey.
- ◆ In **2017**, named Most Valuable Player for Short-A Hudson Valley by the Rays Baseball Operations department, helping the Renegades win the New York-Penn League title.
- ◆ Led the NYPL with 51 runs, 74 hits and 108 total bases...tied for 4th with 23 XBH, ranked 5th with 16 SB and tied for 6th with 34 BB.
- ◆ Named to the NYPL midseason All-Star Team.
- ◆ Ranked by *Baseball America* as the No. 20 prospect in the Rays system following the season.
- ◆ In **2016**, led the Gulf Coast League with 41 runs and tied for 3rd with 57 hits...played 2 games with Hudson Valley to end the season...began his career in **2015** with the DSL Rays.



## CAREER BATTING

YEAR	CLUB	AVG	G	AB	R	H	2B	3B	HR	RBI	SH	SF	HB	BB-I	SO	SB	CS	GDP	OBP	SLG	
2015	DSL Rays	.301	60	226	48	68	9	4	2	20	2	1	5	38-0	16	22	12	1	.411	.403	
2016	GCL Rays	.282	49	202	41	57	12	5	1	8	1	0	5	14-1	15	8	5	1	.344	.406	
	Hudson Valley	.000	2	8	1	0	0	0	0	0	0	0	0	1-0	1	2	0	1	.111	.000	
2017	Hudson Valley	.285	67	260	51	74	15	5	3	20	3	0	5	34-0	36	16	8	5	.378	.415	
2018	Bowling Green	.313	95	377	86	118	18	5	4	41	1	3	5	48-0	53	43	15	2	.395	.427	
	Charlotte	.347	27	98	26	34	7	2	4	12	1	0	0	15-0	15	12	4	1	.434	.582	
2019	Charlotte	.290	44	176	28	51	8	3	1	15	0	1	2	17-1	26	24	5	6	.357	.386	
	Montgomery	.266	55	207	28	55	9	4	3	25	1	2	3	20-0	35	24	8	2	.336	.391	
2020	Did Not Play																				
2021	Durham	.262	103	389	77	102	31	1	12	56	1	1	1	49-0	68	44	8	7	.345	.440	
	Tampa Bay	<b>.077</b>	<b>10</b>	<b>26</b>	<b>3</b>	<b>2</b>	<b>0</b>	<b>0</b>	<b>0</b>	<b>2</b>	<b>0</b>	<b>0</b>	<b>0</b>	<b>0-0</b>	<b>8</b>	<b>1</b>	<b>0</b>	<b>0</b>	<b>.077</b>	<b>.077</b>	
2022	Durham	.292	63	257	56	75	14	3	6	21	0	1	5	27-0	48	26	13	5	.369	.440	
	Tampa Bay	<b>.163</b>	<b>52</b>	<b>147</b>	<b>13</b>	<b>24</b>	<b>5</b>	<b>0</b>	<b>3</b>	<b>16</b>	<b>0</b>	<b>2</b>	<b>1</b>	<b>12-0</b>	<b>37</b>	<b>5</b>	<b>2</b>	<b>.228</b>	<b>.259</b>		
<b>Minor League Totals</b>		<b>.288</b>	<b>565</b>	<b>2200</b>	<b>442</b>	<b>634</b>	<b>123</b>	<b>32</b>	<b>37</b>	<b>218</b>	<b>10</b>	<b>9</b>	<b>31</b>	<b>263-2</b>	<b>313</b>	<b>221</b>	<b>78</b>	<b>31</b>	<b>.371</b>	<b>.424</b>	
<b>Major League Totals</b>		<b>.150</b>	<b>62</b>	<b>173</b>	<b>16</b>	<b>26</b>	<b>5</b>	<b>0</b>	<b>3</b>	<b>18</b>	<b>0</b>	<b>2</b>	<b>1</b>	<b>12-0</b>	<b>45</b>	<b>6</b>	<b>5</b>	<b>2</b>	<b>.207</b>	<b>.231</b>	

1: Signed by the Tampa Bay Rays as a free agent, October 17, 2014...signed by Daniel Santana.

## CAREER FIELDING

YEAR	POSITION	PCT	G	PO	A	E	TC	DP
2021	Second Base	.941	4	9	7	1	17	2
	Right Field	1.000	4	5	0	0	5	0
	Left Field	-	1	0	0	0	0	0
	Center Field	-	1	0	0	0	0	0
2022	Second Base	.965	31	46	64	4	114	18
	Right Field	.952	19	20	0	1	21	0
	Shortstop	1.000	5	7	16	0	23	2
	Third Base	1.000	1	1	1	0	2	0
	Left Field	-	1	0	0	0	0	0
	Center Field	-	1	0	0	0	0	0
<b>Totals</b>	<b>Second Base</b>	<b>.962</b>	<b>35</b>	<b>55</b>	<b>71</b>	<b>5</b>	<b>131</b>	<b>20</b>
	<b>Right Field</b>	<b>.962</b>	<b>21</b>	<b>25</b>	<b>0</b>	<b>1</b>	<b>26</b>	<b>0</b>
	<b>Shortstop</b>	<b>1.000</b>	<b>5</b>	<b>7</b>	<b>16</b>	<b>0</b>	<b>23</b>	<b>2</b>
	<b>Left Field</b>	<b>-</b>	<b>2</b>	<b>0</b>	<b>0</b>	<b>0</b>	<b>0</b>	<b>0</b>
	<b>Center Field</b>	<b>-</b>	<b>2</b>	<b>0</b>	<b>0</b>	<b>0</b>	<b>0</b>	<b>0</b>
	<b>Third Base</b>	<b>1.000</b>	<b>1</b>	<b>1</b>	<b>1</b>	<b>0</b>	<b>2</b>	<b>0</b>

## POSTSEASON BATTING

YEAR	SERIES	CLUB	AVG	G	AB	R	H	2B	3B	HR	RBI	SH	SF	HB	BB-I	SO	SB	CS	GDP	OBP	SLG
2022	ALWC	TB vs. CLE	.500	2	2	0	1	0	0	0	0	0	0	0	0-0	0	2	0	0	.500	.500

## LEFT-RIGHT BREAKDOWN

	2022					CAREER				
	AVG	AB	H	HR	RBI	AVG	AB	H	HR	RBI
vs. Left	.220	50	11	2	8	.179	67	12	2	9
vs. Right	.134	97	13	1	8	.132	106	14	1	9



72

RIGHT-HANDED PITCHER

# YONNY CHIRINOS

Yonny Enrique Chirinos Mejias (chih-REE-nos)

BATS **RIGHT**THROWS **RIGHT**HEIGHT **6'2"**WEIGHT **230**OPENING DAY AGE **29**MAJOR LEAGUE SERVICE **4 years, 137 days**BORN **12/26/93** in **Bachaquero, VEN**RESIDES **Bachaquero, VEN**CONTRACT STATUS **Signed through 2023**SIGNING SCOUT **Euclides Vargas and Ronnie Blanco (Rays)**ACQUIRED **Signed as a free agent, 6/29/12**

## X-RAY REPORT

- As a child, Yonny would play a game similar to baseball that replaced the ball and bat with *chapitas*, or bottle caps, and a broomstick.
- He was never considered a highly-touted international prospect, instead signing with the Rays for \$100,000 when he was 18 years old.
- While on the mound against the Yankees on July 18, 2019, Yonny's 1-2 pitch to ring up Brett Gardner in the 2nd inning sparked Yankees Manager Aaron Boone's "savages" tirade with home plate umpire Brennan Miller...the exchange included Boone pointing toward Yonny, shouting, "That guy is a good pitcher."

## 2022 SEASON

- Made 2 apps (1 start) with the Rays, returning from Tommy John surgery...opened the season on the 60-day IL and was on the active roster from Sep 6-8 and Sep 13 (29th Man)...was on the taxi squad from Sep 9-12 in advance of the scheduled doubleheader at Rogers Centre.
- Began throwing from the bullpen in late May and progressed to live batting practice on June 28...began a rehab assignment with the FCL Rays on July 16, pitching a scoreless 2nd inning.
- On Sep 7 vs. BOS, entered in relief and made his first app in the majors since Aug 16, 2020 at TOR and recorded his first win since Aug 4, 2019 vs. MIA...returned from Tommy John surgery performed on Aug 24, 2020 and a fractured elbow, which required surgery on Sep 30, 2021...went 751 days between apps and 1,129 days between wins...stranded runners in scoring position in each of his 3 IP, including back-to-back strikeouts to escape a 2-on, 1-out jam in the 4th inning.

- On Sep 13 at TOR (G2), made his first start since Aug 16, 2020 at TOR and pitched four scoreless innings...marked the sixth scoreless start of his career and first since June 7, 2019 at BOS (8 IP).
- Made 9 apps (5 starts) on a rehab assignment between the FCL Rays, Class-A Charleston and Triple-A Durham...between his rehab and while optioned, totaled 5 starts with the Bulls and went 0-0 with a 2.81 ERA (16-IP, 5-ER).
- Pitched in relief in the Triple-A National Championship Game, yielding 2 hits in 4.2 scoreless innings of a 10-6 Bulls win over Reno.

## CAREER HIGHLIGHTS

- Missed the entire **2021** season recovering from Tommy John surgery...underwent surgery on Sep 30 after he fractured his elbow while throwing batting practice toward the end of Tommy John rehab, but his UCL was not damaged.
- Underwent Tommy John surgery on Aug 24, **2020**, performed by Dr. Koco Eaton in St. Petersburg.
- Limited to 3 apps (all starts) due to two stints on the injured list...sidelined from Aug 3-15 due to right triceps inflammation...returned on Aug 16 to start the second game of a doubleheader at TOR, going 2.2 IP...placed on the 10-day IL (torn right UCL) on Aug 19, retroactive to Aug 17, and transferred to the 45-day IL on Aug 22.
- Made his third Opening Day roster and started the club's fifth game of the season.
- In **2019**, ranked 3rd on the Rays staff with 9 wins and 133.1 IP, trailing Charlie Morton and Ryan Yarbrough in both categories.
- Min. 100 IP, ranked among AL leaders in WHIP (1.05, 4th), opp avg. (.225, 8th) and BB/9 IP ratio



(1.89, 7th)...his 0.99 WHIP before the All-Star break was the 2nd-best in club history among qualifiers, behind James Shields (0.98) in 2011.

- ◆ In *Baseball America's* annual Best Tools survey of major league managers, coaches and executives, was ranked as having the AL's Best Changeup.
- ◆ Reinstated from the 10-day IL (right middle finger inflammation) on Sep 21, missing six weeks... his rehab assignment consisted of four bullpen sessions and two simulated games.
- ◆ Went 6-5 with a 3.54 ERA (104.1-IP, 41-ER) in 18 starts, compared to 3-0 with a 4.97 ERA (29-IP, 16-ER) in 8 apps in relief...made 13 straight apps as a starter, May 27–Aug 4, before the injury.
- ◆ Was 5-2 with a 3.10 ERA (69.2-IP, 24-ER) in 14 apps (10 starts) at home, yielding 3 ER (or fewer) in all but one outing and 2 ER (or fewer) 10 times.
- ◆ Became the third Rays pitcher to start a season with consecutive starts of 5 IP (or more) and 2 hits (or fewer), following Jake Odorizzi in 2015 and Matt Moore in 2013...on March 31 vs. HOU, went 7 IP and his only run allowed was a 3rd-inning homer by Jake Marisnick...went five scoreless in his next start on April 7 at SF.
- ◆ On April 17 vs. BAL, became the third pitcher in franchise history to make a scoreless relief app of at least 5 IP and allow 1 hit (or fewer), joining Ryan Yarbrough on May 4, 2018 vs. TOR and Esteban Yan on April 13, 1998 vs. MIN...his only hit allowed was a 2-out double in the 2nd inning.
- ◆ On May 27 vs. TOR, his only baserunners allowed in 5 IP were a pair of 2nd-inning walks... was the fourth time in franchise history a pitcher did not allow a hit in a start of 5 IP (or more), joining Blake Snell (5 IP) on Aug 10, 2018, Nathan Eovaldi (6 IP) on May 30, 2018 at OAK and Matt Garza (9 IP) on July 26, 2010 vs. DET.
- ◆ Made seven consecutive quality starts from June 7–July 12, the longest such streak by a Ray since Jake Faria (7) from June 7–July 14, 2017... went 2-2 with a 2.93 ERA (46-IP, 15-ER) over that stretch, but the Rays went 2-5 in those games.
- ◆ On June 7 at BOS, retired his first 15 BF on 50 pitches, escaped a bases-loaded, 1-out jam in the 6th inning with back-to-back strikeouts and was replaced after eight scoreless and 101 pitches... it was the longest perfect game bid of his career and tied for the longest no-hit bid of his career.
- ◆ His start against the Red Sox was the seventh time in club history a Rays pitcher went eight scoreless at Fenway Park...was the third visiting pitcher since 2010 to allow 2 hits (or fewer) in a scoreless start of 8 IP (or more) at Fenway Park, joining two other Rays: Drew Smyly (8 IP) on

April 19, 2016 and Matt Moore (9 IP) on July 22, 2013...was the first rightly to do this since SEA Félix Hernández on April 11, 2007.

- ◆ **POSTSEASON:** Was on the Rays roster for the ALDS against the Astros but did not pitch.
- ◆ In **2018**, made 18 apps (7 starts) over two stints with the Rays, his first career major league action...was on the major league roster from Opening Day–June 3—which included a stint on the 10-day IL—and June 24 through season's end.
- ◆ Went 5-2 with a 2.83 ERA (57.1-IP, 18-ER) and .233 opp avg. (48-for-206) in 11 apps out of the bullpen and 0-3 with a 4.73 ERA (32.1-IP, 17-ER) and .288 opp avg. (36-for-125) in 7 starts.
- ◆ Was 4-0 with a 2.89 ERA (37.1-IP, 12-ER) over his final 7 apps of the season, all in relief.
- ◆ Began his career on a scoreless streak of 14.1 IP...it was the longest scoreless streak for a Rays pitcher to begin his career, passing Doug Waechter (11.1 IP) in 2003, according to the Elias Sports Bureau.
- ◆ On April 1 vs. BOS, made his major league debut in relief and his only hit allowed in 4 IP was a RBI single by Rafael Devers in the 6th inning (run charged to José Alvarado)...became the third pitcher in club history with a scoreless app of at least 4 IP in his major league debut.
- ◆ On April 5 at BOS, became the fifth Ray to go at least 5 IP and not allow a run in his first career start, joining Matt Moore (5 IP) in 2011, Scott Kazmir (5 IP) in 2004, Doug Waechter (9 IP) in 2003 and Jason Standridge (6.1 IP) in 2001... joined Scott Kazmir (6 IP) in 2004 and Steve Trachsel (9 IP) in 2000 as the only Rays with a scoreless outing of at least 5 IP in their first career game at Fenway Park...according to the Elias Sports Bureau, he was the first pitcher to make his first career start at Fenway Park and not allow a run in at least 5 IP since ATL Kyle Davies debuted on May 21, 2005 (5 IP).
- ◆ Placed on the 10-day IL on May 1 with a right forearm strain, retroactive to April 29...was reinstated from the injured list and optioned to Durham on June 4...was on the minor league injured list, June 22–July 7, with right shoulder inflammation.
- ◆ From Aug 4–Sep 15, became the first pitcher since Baseball Reference data is available (1901) to go at least 5 IP in eight consecutive apps, with all of them coming in relief.
- ◆ On Aug 9 vs. BAL, recorded his first career win, entering in the 3rd inning...allowed a 2-out single in the 3rd, then retired 10 straight batters before a 7th-inning homer by Renato Núñez.



- ♦ Went 0-2 with a 5.28 ERA in 8 starts with Durham...made his first 2 starts there on rehab assignment, then another 6 starts following his option...also made a start with Class-A Charlotte, beginning his major league rehab assignment with the Stone Crabs.
- ♦ In **2017**, named Minor League Pitcher of the Year by the Rays Baseball Operations department... spent the majority of the season with Durham, earning a May 2 promotion from Double-A Montgomery...went a combined 13-5 with a 2.73 ERA (168.1-IP, 51-ER) in 27 apps (26 starts).
- ♦ Led Rays minor leaguers in innings...tied for 2nd in wins, one shy of José Mujica (14)...ranked 3rd with 141 SO and 4th in ERA.
- ♦ Despite spending a month at the Double-A level, ranked among International League leaders in ERA (2.74, 4th), wins (12, tied for 4th), innings (141, 5th) and WHIP (0.98, 2nd).
- ♦ In his third start at the Triple-A level, on May 13 vs. Toledo (Tigers), pitched a 9-inning shutout.
- ♦ Named the Rays Minor League Pitcher of the Month for July, going 5-0 with a 1.62 ERA (39-IP, 7-ER) and 43 SO in 6 starts.
- ♦ Made 2 starts for the Bulls in the postseason, going 1-1 with a 0.75 ERA (12-IP, 1-ER)...did not allow a run in 7 IP of Game 2 of the IL Semifinals vs. Indianapolis (Pirates)...received no run support in a Game 2 loss vs. Scranton/Wilkes-Barre (Yankees) in the Governors' Cup.
- ♦ Ranked by *Baseball America* as the No. 23 prospect in the Rays system following the season.
- ♦ In **2016**, pitched at three different levels for a second consecutive year...went 12-4 with a 3.36 ERA (128.2-IP, 48-ER) between Charlotte, Class-A Bowling Green and Montgomery.
- ♦ His 12 wins tied for the most among Rays minor leaguers and his 3.36 ERA ranked 9th.
- ♦ In **2015**, went 5-5 with a 1.82 ERA (79.1-IP, 16-ER) in 15 apps (13 starts) between Charlotte, Short-A Hudson Valley and Bowling Green... was unbeaten (3-0) in 14 apps (2 starts) with Rookie-level Princeton in **2014**.

## CAREER HIGHS

<b>LONGEST OUTING</b>	<b>RUNS ALLOWED</b>
8.0, 6/7/19 at BOS	7, 7/28/19 at TOR
<b>LONGEST RELIEF OUTING</b>	<b>HITS ALLOWED</b>
7.0, 9/3/18 at TOR	9, 3x-last 7/18/19 at NYY (G1)
<b>STRIKEOUTS</b>	<b>WIN STREAK</b>
8, 2x-last 7/18/19 at NYY (G1)	8G, 8/22/18 - 4/29/19
<b>WALKS</b>	<b>LOSS STREAK</b>
4, 6/28/19 vs. TEX	4G, 4/17/18 - 8/4/18
<b>HR ALLOWED</b>	
3, 4/22/19 vs. KC	



TYLER SCHANK / TAMPA BAY RAYS





## CAREER PITCHING

YEAR	CLUB	W	L	ERA	G	GS	CG	SHO	SV	IP	H	R	ER	HR	HB	BB-I	SO	WP	BK
2013	VSL Rays	3	3	3.27	13	12	0	0	0	55.0	59	21	20	4	2	11-0	42	8	1
2014	Princeton	3	0	2.09	14	2	0	0	0	43.0	39	14	10	2	2	11-0	33	4	0
2015	Charlotte	0	0	0.00	2	0	0	0	0	3.0	2	0	0	0	0	0-0	3	0	0
	Hudson Valley	1	0	0.60	3	3	0	0	0	15.0	10	1	1	1	1	3-0	14	0	0
	Bowling Green	4	5	2.20	10	10	0	0	0	61.1	59	19	15	3	6	7-0	47	6	1
2016	Charlotte	6	1	2.15	11	7	0	0	0	50.1	47	16	12	5	1	3-0	31	1	0
	Bowling Green	1	0	2.31	4	2	0	0	0	11.2	8	4	3	0	0	1-0	9	0	0
	Montgomery	5	3	4.46	14	8	0	0	0	66.2	74	37	33	5	0	12-0	43	3	2
2017	Montgomery	1	0	2.63	4	4	0	0	0	27.1	22	9	8	5	1	4-0	21	0	0
	Durham	12	5	2.74	23	22	1	1	0	141.0	116	50	43	10	2	22-0	120	5	0
2018	<b>Tampa Bay</b>	<b>5</b>	<b>5</b>	<b>3.51</b>	<b>18</b>	<b>7</b>	<b>0</b>	<b>0</b>	<b>0</b>	<b>89.2</b>	<b>84</b>	<b>40</b>	<b>35</b>	<b>7</b>	<b>5</b>	<b>25-2</b>	<b>75</b>	<b>5</b>	<b>0</b>
	Charlotte	0	0	0.00	1	1	0	0	0	2.0	2	0	0	0	0	2-0	2	0	0
	Durham	0	2	5.87	8	8	0	0	0	30.2	35	20	18	7	0	7-0	31	1	0
2019	<b>Tampa Bay</b>	<b>9</b>	<b>5</b>	<b>3.85</b>	<b>26</b>	<b>18</b>	<b>0</b>	<b>0</b>	<b>0</b>	<b>133.1</b>	<b>112</b>	<b>61</b>	<b>57</b>	<b>23</b>	<b>3</b>	<b>28-1</b>	<b>114</b>	<b>4</b>	<b>3</b>
2020	<b>Tampa Bay</b>	<b>0</b>	<b>0</b>	<b>2.38</b>	<b>3</b>	<b>3</b>	<b>0</b>	<b>0</b>	<b>0</b>	<b>11.1</b>	<b>14</b>	<b>4</b>	<b>3</b>	<b>2</b>	<b>2</b>	<b>4-0</b>	<b>10</b>	<b>0</b>	<b>0</b>
2021	<b>Tampa Bay</b>	<b>Injured-Did Not Pitch</b>																	
2022	FCL Rays	1	0	0.00	3	0	0	0	0	4.0	4	0	0	0	0	0-0	3	0	0
	Charleston	0	1	11.37	3	2	0	0	0	6.1	9	9	8	1	1	2-0	6	3	0
	Durham	0	0	2.81	5	5	0	0	0	16.0	11	5	5	2	0	6-0	13	1	0
	<b>Tampa Bay</b>	<b>1</b>	<b>0</b>	<b>0.00</b>	<b>2</b>	<b>1</b>	<b>0</b>	<b>0</b>	<b>0</b>	<b>7.0</b>	<b>7</b>	<b>0</b>	<b>0</b>	<b>0</b>	<b>1</b>	<b>1-0</b>	<b>6</b>	<b>1</b>	<b>0</b>
<b>Minor League Totals</b>		<b>37</b>	<b>20</b>	<b>2.97</b>	<b>118</b>	<b>86</b>	<b>1</b>	<b>1</b>	<b>0</b>	<b>533.1</b>	<b>497</b>	<b>205</b>	<b>176</b>	<b>45</b>	<b>16</b>	<b>91-0</b>	<b>418</b>	<b>32</b>	<b>4</b>
<b>Major League Totals</b>		<b>15</b>	<b>10</b>	<b>3.54</b>	<b>49</b>	<b>29</b>	<b>0</b>	<b>0</b>	<b>0</b>	<b>241.1</b>	<b>217</b>	<b>105</b>	<b>95</b>	<b>32</b>	<b>11</b>	<b>58-3</b>	<b>205</b>	<b>10</b>	<b>3</b>

1: Signed by the Tampa Bay Rays as a free agent, June 29, 2012...signed by Euclides Vargas and Ronnie Blanco.

## CAREER FIELDING

YEAR	POSITION	PCT	G	PO	A	E	TC	DP
2018	Pitcher	1.000	18	3	6	0	9	1
2019	Pitcher	.933	26	4	10	1	15	1
2020	Pitcher	1.000	3	0	1	0	1	0
2022	Pitcher	-	2	0	0	0	0	0
<b>Totals</b>		<b>.960</b>	<b>49</b>	<b>7</b>	<b>17</b>	<b>1</b>	<b>25</b>	<b>2</b>

## CAREER BATTING

YEAR	CLUB	AVG	AB	R	H	2B	3B	HR	RBI	SH	SF	HB	BB-I	SO	SB	CS	GDP	OBP	SLG
2018	Tampa Bay	.000	1	0	0	0	0	0	0	0	0	0	0-0	1	0	0	0	.000	.000
2019	Tampa Bay	.000	2	0	0	0	0	0	0	0	0	0	0-0	2	0	0	0	.000	.000
<b>Major League Totals</b>		<b>.000</b>	<b>3</b>	<b>0</b>	<b>0</b>	<b>0</b>	<b>0</b>	<b>0</b>	<b>0</b>	<b>0</b>	<b>0</b>	<b>0</b>	<b>0-0</b>	<b>3</b>	<b>0</b>	<b>0</b>	<b>0</b>	<b>.000</b>	<b>.000</b>

## LEFT-RIGHT BREAKDOWN

	2022				CAREER			
	AVG	AB	H	HR	AVG	AB	H	HR
vs. Left	.143	7	1	0	.211	408	86	11
vs. Right	.286	21	6	0	.265	495	131	21



**60****LEFT-HANDED PITCHER**

# GARRETT CLEAVINGER

**Garrett J. Cleavinger** (KLEH-vin-jer)**BATS RIGHT****THROWS LEFT****HEIGHT 6'1"****WEIGHT 235**OPENING DAY AGE **29**MAJOR LEAGUE SERVICE **1 year, 60 days**BORN **4/23/94 in Lawrence, KS**RESIDES **Goodyear, AZ**CONTRACT STATUS **Signed through 2023**SIGNING SCOUT **Brandon Verley (Orioles)**ACQUIRED **From the Los Angeles Dodgers in exchange for OF Germán Tapia, 8/1/22**

## 2022 SEASON

- ◆ Made 17 apps spanning five stints in the majors between the Dodgers and Rays...acquired on Aug 1 and reported to Triple-A Durham...recalled on Aug 27 and remained with the Rays through the end of the season.
- ◆ Struck out 36.8 pct. (25 of 68) of batters faced with the Rays, totaling 25 SO in 18.2 IP...recorded multiple strikeouts in eight of 13 apps with the Rays and 3 SO (or more) four times.
- ◆ Held opponents to a .125 avg. (8-for-64) after joining the Rays...lefties hit .105 (2-for-19) with 0 HR and righties hit .133 (6-for-45) with 1 HR.
- ◆ Recorded 4 outs (or more) in eight of 13 apps with the Rays, compared to four of the first 27 apps of his career...went at least 1 IP in 12 of 13 apps with the Rays, compared to 13 of 27 to start his career.
- ◆ Made his first career Opening Day roster...was with the Dodgers from Opening Day-April 16, April 21-30, May 13-14 and July 26.
- ◆ On Aug 27 at BOS, pitched the 7th and 8th innings in his Rays debut and retired all 6 BF, including strikeouts of Bobby Dalbec, Tommy Pham and J.D. Martinez...became the third pitcher in franchise history with at least two perfect innings in his Rays debut, joining Brent Honeywell Jr. (2 IP) on April 11, 2021 vs. NYY and John Curtiss (2 IP) on Aug 9, 2020 vs. NYY.
- ◆ On Sep 6 vs. BOS, recorded his third career win and first since June 20, 2021 at ARI (with LAD)...allowed a leadoff single in the 3rd inning and 1-out walk in the 4th in relief of JT Chargois.
- ◆ Went 0-0 with a 1.00 ERA (9-IP, 1-ER) and 17 SO in 9 apps for the Bulls...made 22 apps (1 start) with Triple-A Oklahoma City and went a combined 0-2 with a 2.37 ERA (38-IP, 10-ER) in 31 apps (1 start) at the Triple-A level.

- ◆ **POSTSEASON:** Pitched in both games of the AL Wild Card Series at CLE, both scoreless apps spanning 2.1 IP...struck out six of 8 BF.

## CAREER HIGHLIGHTS

- ◆ In **2021**, made 22 apps (1 start) over four stints with the Dodgers: April 24-25, April 27-July 4, July 6-23 and July 31 through season's end.
- ◆ Missed time during his second stint while on the 10-day IL for left elbow inflammation (May 17-June 16)...placed on the 10-day IL (right oblique strain) for a second time on Aug 7...transferred to the 60-day IL on Sep 7 and ended the season on rehab for Triple-A Oklahoma City.
- ◆ On May 11 vs. SEA, pitched a perfect 8th inning including called strikeouts of Evan White and J.P. Crawford...earned his first career win after Gavin Lux hit a go-ahead, 3-run homer in the bottom half of the inning.
- ◆ In **2020**, pitched once over three stints with the Phillies, his first career major league action...spent the majority of the season at the alternate training site in Allentown.
- ◆ Was on the active roster on Sep 8 (27th Man), Sep 15-17 and Sep 28 through the end of the season.
- ◆ On Sep 17 vs. NYM, inherited 1-on, 1-out in the 9th inning of his major league debut...allowed a 2-run homer on an 0-2 pitch to Robinson Canó, his first batter faced...recorded his first career strikeout (Andrés Giménez) to end the inning.
- ◆ Traded to the Dodgers for José Alvarado on Dec 29 as part of a three-team trade with the Rays.
- ◆ In **2019**, his 14.46 SO/9 IP ratio ranked 7th in the minors among pitchers with at least 50 IP.
- ◆ Reinstated from the 7-day IL on April 25, returning from a torn ACL in his right knee.



- In **2018**, went 1-1 with a 7.43 ERA (13.1-IP, 11-ER) in 12 apps...transferred from Double-A Reading to Class-A Clearwater on May 30.
- Suffered a right ACL injury while covering first base on June 13...placed on the injured list the next day and missed the rest of the season.
- Spent the **2017** season in the Eastern League... began the season with Double-A Bowie in the Orioles system and finished it with Reading in the Phillies system...traded on July 28 as part of the package for Jeremy Hellickson...went 2-5 with a 6.00 ERA (54-IP, 36-ER) in 38 apps.
- Made 11 apps for the Glendale Desert Dogs in the Arizona Fall League.
- In **2016**, earned a June 23 promotion from Class-A Delmarva to Class-A Frederick...went 7-3 with a 3.07 ERA (76.1-IP, 26-ER) and 102 SO in 37 apps between the two levels...ranked 8th among Orioles minor leaguers in strikeouts.
- Named to the South Atlantic League midseason All-Star Team.
- In **2015**, made 19 apps for Short-A Aberdeen... began his professional career on a scoreless streak of 16 IP from July 5–Aug 13.
- Ranked by *Baseball America* as the No. 26 prospect in the Orioles system following the season.

## AMATEUR CAREER

- Selected by the Orioles in the third round of the 2015 Amateur Draft out of the University of Oregon...named first team All-Conference as a junior, going 6-2 with a 1.58 ERA (40-IP, 7-ER).
- Pitched for the Falmouth Commodores in the Cape Cod League in 2014...went 1-0 with a 4.15 ERA (13-IP, 6-ER) and 29 SO in 12 apps.
- His uncle, Matt McWilliams, played for Short-A Eugene in the Braves system in 1995.

## CAREER HIGHS

LONGEST OUTING	RUNS ALLOWED
2, 0, 6x-last 9/22/22 vs. TOR	6, 7/26/22 vs. WSH
STRIKEOUTS	HITS ALLOWED
4, 2x-last 9/22/22 vs. TOR	3, 2x-last 8/30/22 at MIA
WALKS	WIN STREAK
2, 6/24/21 vs. CHC	2G, 5/11/21 - 6/20/21
HR ALLOWED	LOSS STREAK
1, 7x-last 9/25/22 vs. TOR	3G, 4/25/21 - 5/5/21



WILL VRAGOVIC / TAMPA BAY RAYS



## CAREER PITCHING

YEAR	CLUB	W	L	ERA	G	GS	CG	SHO	SV	IP	H	R	ER	HR	HB	BB-I	SO	WP	BK
2015	Aberdeen	6	1	2.16	19	0	0	0	1	25.0	14	8	6	2	2	18-0	32	2	1
2016	Delmarva	5	0	1.38	17	0	0	0	4	39.0	25	8	6	3	1	11-0	53	3	0
	Frederick	2	3	4.82	20	0	0	0	0	37.1	35	21	20	2	3	23-2	49	5	0
2017	Bowie	2	4	6.28	27	0	0	0	3	38.2	38	29	27	4	4	23-1	42	3	0
	Reading	0	1	5.28	11	0	0	0	1	15.1	19	13	9	1	1	9-0	17	3	0
2018	Reading	0	1	5.40	7	0	0	0	0	8.1	8	8	5	0	3	10-0	14	2	1
	Clearwater	1	0	10.80	5	0	0	0	0	5.0	5	7	6	0	2	2-0	4	0	0
2019	Reading	3	2	3.66	34	0	0	0	0	51.2	32	25	21	2	5	34-0	83	5	1
2020	Philadelphia	0	0	13.50	1	0	0	0	0	0.2	2	1	1	1	0	0-0	1	0	0
2021	Los Angeles-NL	2	4	3.00	22	1	0	0	0	18.0	20	11	6	4	1	12-1	21	0	0
	Oklahoma City	1	0	1.54	11	0	0	0	0	11.2	9	3	2	0	0	5-0	25	1	0
2022	Los Angeles-NL	0	1	10.38	4	0	0	0	0	4.1	6	7	5	1	1	3-0	7	0	0
	Oklahoma City	0	2	2.79	22	1	0	0	1	29.0	20	9	9	4	3	17-0	47	2	1
	Durham	0	0	1.00	9	0	0	0	2	9.0	2	2	1	0	1	3-0	17	0	0
	Tampa Bay	1	0	2.41	13	0	0	0	0	18.2	8	5	5	1	0	4-0	25	0	0
<b>Minor League Totals</b>		<b>20</b>	<b>14</b>	<b>3.73</b>	<b>182</b>	<b>1</b>	<b>0</b>	<b>0</b>	<b>12</b>	<b>270.0</b>	<b>207</b>	<b>133</b>	<b>112</b>	<b>18</b>	<b>25</b>	<b>155-3</b>	<b>383</b>	<b>26</b>	<b>4</b>
<b>Major League Totals</b>		<b>3</b>	<b>5</b>	<b>3.67</b>	<b>40</b>	<b>1</b>	<b>0</b>	<b>0</b>	<b>0</b>	<b>41.2</b>	<b>36</b>	<b>24</b>	<b>17</b>	<b>7</b>	<b>2</b>	<b>19-1</b>	<b>54</b>	<b>0</b>	<b>0</b>

1: Selected by the Baltimore Orioles in the third round of the 2015 Amateur Draft...signed by Brandon Verley. 2: Acquired by the Philadelphia Phillies along with OF Hyun Soo Kim and international bonus slot money in exchange for RH Jeremy Hellickson, July 28, 2017. 3: Acquired by the Los Angeles Dodgers from Philadelphia as part of a three-team trade, December 29, 2020. Los Angeles sent INF Dillon Paulson to Tampa Bay. 4: Acquired by the Tampa Bay Rays in exchange for OF Germán Tapia, August 1, 2022.

## CAREER FIELDING

YEAR	POSITION	PCT	G	PO	A	E	TC	DP
2020	Pitcher	-	1	0	0	0	0	0
2021	Pitcher	1.000	22	2	1	0	3	0
2022	Pitcher	1.000	17	0	1	0	1	0
<b>Totals</b>		<b>1.000</b>	<b>40</b>	<b>2</b>	<b>2</b>	<b>0</b>	<b>4</b>	<b>0</b>

## POSTSEASON PITCHING

YEAR	SERIES	CLUB	W	L	ERA	G	GS	CG	SHO	SV	IP	H	R	ER	HR	HB	BB-I	SO	WP	BK
2022	ALWC	TB vs. CLE	0	0	0.00	2	0	0	0	0	2.1	1	0	0	0	0	0-0	6	0	0

## CAREER BATTING

YEAR	CLUB	AVG	AB	R	H	2B	3B	HR	RBI	SH	SF	HB	BB-I	SO	SB	CS	GDP	OBP	SLG
2021	Los Angeles-NL	.500	2	0	1	1	0	0	0	1	0	0	0-0	1	0	0	0	.500	1.000

## LEFT-RIGHT BREAKDOWN

	2022					CAREER				
	AVG	AB	H	HR		AVG	AB	H	HR	
vs. Left	.200	25	5	1		.246	65	16	4	
vs. Right	.158	57	9	1		.222	90	20	3	



**2** INFIELDER

# YANDY DÍAZ

**Yandy Díaz Fernández** (YAHN-dee)



<b>BATS</b> RIGHT	<b>THROWS</b> RIGHT	<b>HEIGHT</b> 6'2"	<b>WEIGHT</b> 225
-------------------	---------------------	--------------------	-------------------

OPENING DAY AGE **31** MAJOR LEAGUE SERVICE **4 years, 122 days**

BORN **8/8/91** in **Sagua la Grande, Cuba** RESIDES **Miami, FL**

CONTRACT STATUS **Signed a three-year contract through 2025 plus one club option, 1/31/23**

SIGNING SCOUT **Ramón Peña (Cleveland)**

ACQUIRED **From Cleveland along with RH Cole Sulser in a three-team trade with the Seattle Mariners in exchange for 1B Jake Bauers and cash considerations, 12/13/18**

## X-RAY REPORT

- ◆ Yandy is afraid of ghosts and made the mistake of entrusting his teammates with this news before the Rays visited Milwaukee last August...the team stayed at the Pfister Hotel, where a number of major leaguers have claimed to experience the paranormal...his teammates did little to ease his concerns, taping a cartoon ghost in his locker ahead of the Milwaukee series with the Spanish word *cuidado*—"watch out"—written on it.
- ◆ On his fifth attempt to defect from Cuba, he and friend Leandro Linares waited in tall grass until their motorized raft arrived...they set out at around 2 a.m. and arrived in the Dominican Republic at about 2 p.m. the next day...Yandy reports to have seen sharks alongside the raft.
- ◆ Yandy hasn't seen his family in Cuba since he defected...he calls his mother, Elsa María Fernández, who still lives there, almost every day and says she influenced him to play baseball...she would work 12-hour days at a cigar factory near their home in Sagua la Grande to provide for him.
- ◆ Yandy is a gym rat whose muscles have been featured in *Men's Journal*...he began weightlifting when he was 12 years old.
- ◆ He and his wife, Mayisleidis, are expecting their first child in July.

## 2022 SEASON

- ◆ Set career highs with 71 runs, 140 hits, 33 2B, 78 BB and a .824 OPS...appeared in 137 games and made 126 starts (97-3B, 15-1B, 14-DH).
- ◆ With 78 BB and 60 SO, was one of six players in the majors to qualify for leaderboards and finish with more walks than strikeouts, joining MIN

Luis Arraez, HOU Alex Bregman, TOR Alejandro Kirk, CLE Steven Kwan and WSH/SD Juan Soto...became the first qualifier in Rays history to finish with more walks than strikeouts.

- ◆ Ranked 5th in the majors with a .401 OBP behind NYY Aaron Judge (.425), LAD Freddie Freeman (.407), HOU Yordan Alvarez (.406) and STL Paul Goldschmidt (.404)...tied for 11th in the majors and tied for 4th in the AL with 78 BB.
- ◆ Min. 100 AB, his .332 avg. on the road ranked 2nd in the AL behind CHW José Abreu (.334).
- ◆ His .401 OBP ranked 4th for a single season in franchise history behind Carlos Peña (.411) in 2007, Fred McGriff (.405) in 1999 and Ben Zobrist (.405) in 2009...his .421 OBP on the road ranked 3rd in Rays history behind John Jaso (.425) in 2010 and José Canseco (.424) in 2000.
- ◆ Hit 26 2B in his last 74 games (68 starts), compared to 7 2B in his first 63 games (58 starts)...from June 26 through the end of the season, his 26 2B tied for 3rd in the majors behind TOR Bo Bichette (28) and LAD Mookie Betts (27).
- ◆ Hit safely in a career-high 12 consecutive games from June 26–July 8, batting .457/.546/.630 (21-for-46) with 8 2B and 3 RBI over that stretch.
- ◆ Was on the COVID-19 Related IL on April 23 due to symptoms...only started two of the club's last 15 games due to left shoulder soreness.
- ◆ Won the club's Paul C. Smith Champion Award, as voted by the Tampa Bay Chapter of the BBWAA...the award is given to the player who best exemplifies the spirit of true professionalism on and off the field.
- ◆ In *Baseball America's* annual Best Tools survey of major league managers, coaches and execu-



tives, was ranked as having the AL's Best Strike-Zone Discipline.

“Yandy is a very physically imposing human, but one that I think contributes in a way different than you might assume. Yandy's someone that sees the ball exceptionally well, sees it exceptionally early, puts the ball in play, is as competitive as anybody against good pitching. Those are things that you can never have enough of in a lineup.”

**PRESIDENT, BASEBALL OPERATIONS ERIK NEANDER**  
| Tampa Bay Times |

- ◆ Made his fifth Opening Day roster, all starts (4-3B, 1-1B).
- ◆ On May 2 at OAK, homered off Daulton Jefferies in the 1st inning for the fourth leadoff homer of his career...including postseason, marked the third time in franchise history the Rays hit a leadoff homer at the Oakland Coliseum, joining Diaz off Sean Manaea in the 2019 AL Wild Card Game and Rocco Baldelli on Aug 11, 2016.
- ◆ On May 3 at OAK, hit a go-ahead, RBI double off Lou Trivino in the 10th inning...marked the second time in his career he delivered a go-ahead hit in the 9th inning (or later), following a 10th-inning RBI double on Sep 12, 2021 at DET.
- ◆ On May 14 vs. TOR, hit a leadoff homer for the second time in his last 11 games...the distance on the homer was 333 feet, according to Statcast, and would have gone out in seven of 30 ball-parks...was the shortest over-the-fence homer by the Rays at Tropicana Field since Brad Miller hit a 329-foot homer on May 9, 2017 vs. KC.
- ◆ On Aug 9 at MIL, snapped a career-long 0-for-21 drought with a 2-run homer in the 3rd inning.
- ◆ On Aug 26 at BOS, sent the first pitch from Michael Wacha over the Green Monster...marked the 23rd time in club history that the first pitch was hit for a leadoff homer, 11th time on the road and first time at Fenway Park...marked the 12th time since pitch-tracking data became available (1988) that a visitor homered on the first pitch of a game at Fenway Park, first

since CHW Tim Anderson on April 18, 2021... became the second visitor since pitch-tracking is available to hit a first-pitch leadoff homer and steal a base in the same game at Fenway Park, joining BAL Brian Roberts on July 31, 2007.

- ◆ On Sep 30 at HOU, returned to the starting lineup for the first time since Sep 19 vs. HOU, going 9 games in between starts due to left shoulder soreness...reached base in his first 4 PA, recorded a season-high-tying 3 hits and hit a 2-run double off Framber Valdez in the 6th inning as the Rays clinched a Wild Card berth.
- ◆ **POSTSEASON:** Started both games of the AL Wild Card Series at CLE at third base...hit leadoff in both games and went a combined 0-for-10.
- ◆ On Jan 31, 2023, signed a three-year, \$24 million contract through the 2025 season, including a club option for 2026.

## CAREER HIGHLIGHTS

- ◆ Since 2020, his .383 OBP ranks 8th in the majors and 3rd in the AL (min. 500 PA) behind NYY Aaron Judge (.395) and LAA Mike Trout (.391).
- ◆ In 2021, recorded a career-high 64 RBI and his 13 HR were one shy of tying a career high from 2019...all 13 HR came in his last 80 games after going 54 games without one to begin the season.
- ◆ Hit .288/.367/.445 (55-for-191) vs. LHP and .273/.386/.400 (60-for-220) at Tropicana Field.
- ◆ On June 6 at TEX, recorded a bases-loaded walk in the 8th inning and hit a 2-run homer in the 9th...marked his first homer since Aug 21, 2020 vs. TOR, going 62 games and 210 AB in between.
- ◆ On July 5 vs. CLE, recorded his first career walk-off RBI on a bases-loaded fielder's choice.
- ◆ **POSTSEASON:** Hit .200 (3-for-15) in 4 games (3 starts)...delivered an RBI single in the 1st inning of both Games 1-2 of the ALDS vs. BOS.
- ◆ In 2020, appeared in 34 games and made 30 starts (22-3B, 6-DH, 2-1B) before suffering a right hamstring strain on Aug 31, ending his regular season...returned for the start of the postseason.
- ◆ At the time of his injury, ranked 2nd in the AL with a .428 OBP and 3rd with 23 BB...according to Statcast, his 18 opposite-field hits through Aug 31 tied for most in the majors.
- ◆ Hit .355/.444/.452 (33-for-93) with 3 2B, 2 HR and 11 RBI in August...min. 75 PA, led the AL in on-base pct. in August and ranked 2nd in avg.
- ◆ Hit .325/.460/.425 (13-for-40) with 2 outs.
- ◆ Walked in each of his first 7 games, passing Gabe Gross (5) in 2009 for the longest streak to start a season in club history...was the first in



the majors to start a season in this fashion since CIN Jonny Gomes (8) and ATL Jason Heyward (8) in 2011.

- ♦ Reached base safely in his first 22 games, the 2nd-longest streak to start a season in franchise history behind Rocco Baldelli (24) in 2003...hit .301 (22-for-73) with 17 BB during the streak.
- ♦ Went 16 games (15 starts) before his first RBI, the longest stretch by a Ray to start the season since Logan Morrison (28) in 2016.
- ♦ Hit 2 HR in a stretch of 3 AB after going 110 AB without one...both homers came in back-to-back games from Aug 20-21 at NYY, vs. TOR.
- ♦ On Aug 24 vs. TOR, snapped a streak of reaching base in a club-record-tying 10 straight plate appearances...recorded 6 hits, including 2 HR, and 4 BB over that stretch.
- ♦ **POSTSEASON:** Hit .194/.383/.250 (7-for-36) in 13 games (11 starts), with more walks (11) than strikeouts (10)...his only RBI was a 3rd-inning triple off Clayton Kershaw in Game 5 vs. LAD, the first World Series triple in Rays history.
- ♦ In Game 1 of the World Series at LAD, became the seventh first baseman in World Series history to start at leadoff, first since LAD David Freese in 2018 and PHI Pete Rose in 1980.
- ♦ In **2019**, limited to 79 games due to three stints on the injured list, the third of which cost him over two months...hit 14 HR in 347 PA for the Rays, compared to 1 HR in 299 PA over two seasons with Cleveland...became the 11th Cuban-born player in franchise history.
- ♦ Sustained a left foot contusion on July 22 vs. BOS, when he fouled a ball off his foot with the Rays trailing 9-4 in the 9th inning...did not return until the final game of the regular season.
- ♦ While progressing back from his left foot injury, felt an increase of pain while taking ground balls prior to the game on Aug 7...CT scan results revealed an uncommon hairline fracture of the navicular bone in his left foot.
- ♦ Sidelined from May 20-June 1 with a left hand contusion and from June 17-26 with right hamstring discomfort.
- ♦ Hit .500 (8-for-16) with 1 2B, 2 HR and 3 BB leading off a game and .337 (28-for-83) with 5 HR and 10 RBI out of the leadoff spot in the order.
- ♦ On March 29 vs. HOU, hit his first homer as a Ray, a solo shot in the 6th inning off Gerrit Cole.
- ♦ On April 7 at SF, homered off Drew Pomeranz for the first leadoff homer of his career.
- ♦ On May 11 vs. NYY, hit a solo homer off CC Sabathia in the 3rd inning and a 3-run shot off

Nestor Cortes Jr. in the 8th for the first multi-HR game of his career...his 4 RBI were a career high.

- ♦ On July 2 vs. BAL, pinch-ran and scored in the 6th inning and walked and scored in the 7th... became the second player in franchise history to score multiple runs without an official at-bat, joining Geoff Blum on Aug 29, 2004 at OAK.
- ♦ On July 18 at NYY (G1), was the second of back-to-back homers with Austin Meadows to lead off the 1st inning...it was the second time in club history Rays hitters hit back-to-back homers to lead off a game, following June 15, 1998 vs. TOR (Quinton McCracken and Wade Boggs).
- ♦ **POSTSEASON:** Started at first base in the AL Wild Card Game at OAK and started the first 3 games of the ALDS against the Astros, one as the designated hitter and two at third base...was replaced in the 3rd inning of Game 3 (sore foot).
- ♦ Hit leadoff in the Wild Card Game and homered in the 1st and 3rd innings, becoming the fifth Ray with a multi-HR game in the postseason and the first to do it in a "winner take all" game.
- ♦ Was the 10th player in postseason history with a multi-HR effort in a "winner take all" game but only the second out of the leadoff spot, joining BOS Johnny Damon in Game 7 of the 2004 ALCS...became the first leadoff hitter to homer in each of his first 2 AB of a postseason.
- ♦ According to Stats LLC, was the first position player to homer in the postseason after not having any hits after July in the regular season.
- ♦ In **2018**, appeared in 39 games and made 26 starts (15-DH, 6-1B, 5-3B) over two stints with Cleveland...was on the active roster from June 20-23 and Aug 12 through season's end.
- ♦ In his season debut on July 20 at TEX, went 4-for-6 with 2 RBI in an 11-inning win...was the first Cleveland player with 4 hits in his season debut since David Dellucci in 2009.
- ♦ On Sep 4 vs. KC, hit his first career home run, a solo shot off Jake Newberry...came in his 244th career plate appearance, snapping Cleveland's longest homerless drought to begin a major league career since John McDonald in 2002.
- ♦ Finished the season as the International League leader with a .409 OBP...ranked 2nd with 70 BB and 6th with a .293 avg....at the time of his last recall, was leading the IL in walks and was tied for 6th with 24 2B.
- ♦ **POSTSEASON:** Was the starting designated hitter in Game 3 of the ALDS vs. HOU and doubled in the 2nd inning off Dallas Keuchel.
- ♦ In **2017**, was on the Cleveland roster for three stints: Opening Day-April 20, May 8-15 and Aug



22 through season's end...was the first Cuban-born Cleveland player since Danys Báez in 2003.

- ◆ Was Cleveland's Opening Day third baseman in his major league debut...recorded his first career hit that night, a double off Yu Darvish.
- ◆ Was optioned to Triple-A Columbus after 15 games when Jason Kipnis returned from the injured list...named to the IL postseason All-Star Team...at the time of his third recall, was leading the IL in avg. (.350) and on-base pct. (.454).
- ◆ Hit .458 (22-for-48) with 2 HR and 15 RBI in spring training to make the Opening Day roster.
- ◆ Played 11 games for the Leones del Caracas in the Venezuelan Winter League but was shut down on Nov 26 with abdominal soreness.
- ◆ In 2016, earned a May 12 promotion from Double-A Akron to Columbus and was named IL Rookie of the Year...led the league with a .399 OBP and ranked 2nd with a .325 avg.
- ◆ Between the two levels, hit .318/.408/.446 (141-for-444) with 9 HR and 58 RBI...ranked 3rd among Cleveland minor leaguers in avg.
- ◆ Played for the World team in the Futures Game in July at Petco Park.
- ◆ Recorded a 28-game hitting streak from July 6-Aug 10, the IL's longest since 2007.
- ◆ Named to Cleveland's Organizational All-Star Team by MLB.com.
- ◆ Played 40 games for the Leones del Caracas in the Venezuelan Winter League...hit .371 (56-for-151) with 2 HR and 18 RBI.
- ◆ Ranked by *Baseball America* as the No. 11 prospect in the Cleveland system following the season...the publication also tabbed him as having the Best Strike-Zone Discipline in the organization...named to its Triple-A All-Star Team.
- ◆ In 2015, named to the Eastern League midseason and postseason All-Star teams...led the league with 78 BB and a .412 OBP and ranked 3rd with 150 hits and a .315 avg.
- ◆ Was promoted to Columbus near the end of the regular season and helped them win the Governors' Cup.
- ◆ Between the two levels, his 153 hits were the most by a Cleveland minor leaguer since Jason Kipnis (159) in 2010.
- ◆ Named to Cleveland's Organizational All-Star Team by MLB.com.
- ◆ Played 18 games for the Scottsdale Scorpions in the Arizona Fall League.
- ◆ Ranked by *Baseball America* as the No. 15 prospect in the Cleveland system following the season.

- ◆ In 2014, played with Class-A Carolina in his first professional season...ranked by *Baseball America* as the Best Defensive Third Baseman in the Carolina League in its Best Tools survey.

## AMATEUR CAREER

- ◆ Played three seasons for Villa Clara in the Cuban National Series...defected from Cuba to the Dominican Republic and trained for scouts there before signing with Cleveland.
- ◆ His father, Jorge, played in the Rangers minor league system in 2000.

## CAREER HIGHS

HITS	RUNS
4, 4x-last 7/22/21 at CLE	4, 8/24/17 vs. BOS
HITTING STREAK	WALKS
12G, 6/26/22 - 7/8/22	3, 3x-last 6/3/22 vs. CHW
HOME RUNS	STRIKEOUTS
2, 5/11/19 vs. NYY	3, 7x-last 8/20/21 vs. CHW
RBI	STOLEN BASES
4, 2x-last 9/4/21 vs. MIN	1, 8x-last 9/7/22 vs. BOS

## HOME RUN HIGHLIGHTS

### LEADOFF (7)

8/26/22 at BOS (Michael Wacha); 8/18/22 vs. KC (Max Castillo); 5/14/22 vs. TOR (Hyun Jin Ryu); 5/2/22 at OAK (Daulton Jeffries); 9/16/21 vs. DET (Tyler Alexander); 4/27/19 at BOS (David Price); 4/7/19 at SF (Drew Pomeranz)

### MULTI-HR GAMES (1)

2 - 5/11/19 vs. NYY





## CAREER BATTING

YEAR	CLUB	AVG	G	AB	R	H	2B	3B	HR	RBI	SH	SF	HB	BB-1	SO	SB	CS	GDP	OBP	SLG
2008	Villa Clara (Cuba)	.500	5	4	1	2	0	0	0	1	1	0	0	2-0	1	0	0	0	.667	.500
2009	Villa Clara (Cuba)	.292	67	168	28	49	5	1	1	18	9	0	3	33-0	26	3	3	8	.417	.351
2010	Villa Clara (Cuba)	.254	59	142	32	36	5	0	2	22	4	1	5	30-0	27	7	2	5	.399	.331
2014	Carolina	.286	76	283	42	81	7	5	2	37	2	1	3	49-1	35	3	3	4	.396	.367
2015	Akron	.315	132	476	61	150	13	5	7	55	3	4	3	78-0	65	8	7	15	.412	.408
	Columbus	.158	4	19	1	3	2	0	0	1	0	0	0	0-0	5	0	0	0	.158	.263
2016	Akron	.286	26	84	13	24	0	1	2	14	0	1	1	24-0	16	6	2	0	.445	.381
	Columbus	.325	95	360	53	117	22	3	7	44	2	6	1	47-1	70	5	1	7	.399	.461
2017	<b>Cleveland</b>	<b>.263</b>	<b>49</b>	<b>156</b>	<b>25</b>	<b>41</b>	<b>8</b>	<b>1</b>	<b>0</b>	<b>13</b>	<b>0</b>	<b>1</b>	<b>1</b>	<b>21-0</b>	<b>35</b>	<b>2</b>	<b>0</b>	<b>5</b>	<b>.352</b>	<b>.327</b>
	Columbus	.350	85	309	56	108	17	1	5	33	2	2	1	60-1	56	1	2	11	.454	.460
2018	Columbus	.293	98	348	53	102	24	0	3	40	1	5	2	70-3	75	2	3	8	.409	.388
	<b>Cleveland</b>	<b>.312</b>	<b>39</b>	<b>109</b>	<b>15</b>	<b>34</b>	<b>5</b>	<b>2</b>	<b>1</b>	<b>15</b>	<b>0</b>	<b>0</b>	<b>0</b>	<b>11-1</b>	<b>19</b>	<b>0</b>	<b>0</b>	<b>6</b>	<b>.375</b>	<b>.422</b>
2019	<b>Tampa Bay</b>	<b>.267</b>	<b>79</b>	<b>307</b>	<b>53</b>	<b>82</b>	<b>20</b>	<b>1</b>	<b>14</b>	<b>38</b>	<b>0</b>	<b>4</b>	<b>1</b>	<b>35-1</b>	<b>61</b>	<b>2</b>	<b>2</b>	<b>9</b>	<b>.340</b>	<b>.476</b>
2020	<b>Tampa Bay</b>	<b>.307</b>	<b>34</b>	<b>114</b>	<b>16</b>	<b>35</b>	<b>3</b>	<b>0</b>	<b>2</b>	<b>11</b>	<b>0</b>	<b>0</b>	<b>1</b>	<b>23-1</b>	<b>17</b>	<b>0</b>	<b>0</b>	<b>6</b>	<b>.428</b>	<b>.386</b>
2021	<b>Tampa Bay</b>	<b>.256</b>	<b>134</b>	<b>465</b>	<b>62</b>	<b>119</b>	<b>20</b>	<b>1</b>	<b>13</b>	<b>64</b>	<b>0</b>	<b>4</b>	<b>3</b>	<b>69-4</b>	<b>85</b>	<b>1</b>	<b>1</b>	<b>11</b>	<b>.353</b>	<b>.387</b>
2022	<b>Tampa Bay</b>	<b>.296</b>	<b>137</b>	<b>473</b>	<b>71</b>	<b>140</b>	<b>33</b>	<b>0</b>	<b>9</b>	<b>57</b>	<b>0</b>	<b>1</b>	<b>6</b>	<b>78-2</b>	<b>60</b>	<b>3</b>	<b>3</b>	<b>10</b>	<b>.401</b>	<b>.423</b>
<b>Minor League Totals</b>		<b>.311</b>	<b>516</b>	<b>1879</b>	<b>279</b>	<b>585</b>	<b>85</b>	<b>15</b>	<b>26</b>	<b>224</b>	<b>10</b>	<b>19</b>	<b>11</b>	<b>328-6</b>	<b>322</b>	<b>25</b>	<b>18</b>	<b>45</b>	<b>.413</b>	<b>.414</b>
<b>Major League Totals</b>		<b>.278</b>	<b>472</b>	<b>1624</b>	<b>242</b>	<b>451</b>	<b>89</b>	<b>5</b>	<b>39</b>	<b>198</b>	<b>0</b>	<b>10</b>	<b>12</b>	<b>237-9</b>	<b>277</b>	<b>8</b>	<b>6</b>	<b>47</b>	<b>.372</b>	<b>.411</b>
<b>Cuban National Series</b>		<b>.277</b>	<b>131</b>	<b>314</b>	<b>61</b>	<b>87</b>	<b>10</b>	<b>1</b>	<b>3</b>	<b>41</b>	<b>14</b>	<b>1</b>	<b>8</b>	<b>65-0</b>	<b>54</b>	<b>10</b>	<b>5</b>	<b>10</b>	<b>.412</b>	<b>.344</b>

1: Signed by Cleveland as a free agent, September 20, 2013...signed by Ramón Peña. 2: Acquired by the Tampa Bay Rays along with RH Cole Sulser from Cleveland as part of a three-team trade, December 13, 2018. Tampa Bay sent 1B Jake Bauers to Cleveland and cash considerations to the Seattle Mariners.

## CAREER FIELDING

YEAR	POSITION	PCT	G	PO	A	E	TC	DP
2017	Third Base	.972	40	19	50	2	71	8
	Left Field	.667	3	2	0	1	3	0
2018	First Base	1.000	9	51	7	0	58	1
	Third Base	.909	9	0	10	1	11	1
2019	Third Base	.962	50	21	79	4	104	7
	First Base	.993	22	136	5	1	142	17
2020	Third Base	.981	25	12	41	1	54	4
	First Base	1.000	2	9	0	0	9	0
2021	First Base	.996	81	509	31	2	542	51
	Third Base	.983	58	35	84	2	121	12
	Second Base	-	1	0	0	0	0	0
2022	Third Base	.978	102	63	163	5	231	18
	First Base	.992	17	121	8	1	130	11
<b>Totals</b>	<b>Third Base</b>	<b>.975</b>	<b>284</b>	<b>150</b>	<b>427</b>	<b>15</b>	<b>592</b>	<b>50</b>
	<b>First Base</b>	<b>.995</b>	<b>131</b>	<b>827</b>	<b>51</b>	<b>4</b>	<b>882</b>	<b>80</b>
	<b>Left Field</b>	<b>.667</b>	<b>3</b>	<b>2</b>	<b>0</b>	<b>1</b>	<b>3</b>	<b>0</b>
	<b>Second Base</b>	<b>-</b>	<b>1</b>	<b>0</b>	<b>0</b>	<b>0</b>	<b>0</b>	<b>0</b>



## POSTSEASON BATTING

YEAR	SERIES	CLUB	AVG	G	AB	R	H	2B	3B	HR	RBI	SH	SF	HB	BB-I	SO	SB	CS	GDP	OBP	SLG
2018	ALDS	CLE vs. HOU	.333	1	3	0	1	1	0	0	0	0	0	0	0-0	1	0	0	0	.333	.667
2019	ALWC	TB vs. OAK	.750	1	4	2	3	0	0	2	2	0	0	0	0-0	0	0	0	0	.750	2.250
	ALDS	TB vs. HOU	.000	3	9	0	0	0	0	0	0	0	0	0	0-0	4	0	0	0	.000	.000
2020	ALWC	TB vs. TOR	.000	1	2	1	0	0	0	0	0	0	0	0	2-0	1	0	0	0	.500	.000
	ALDS	TB vs. NYY	.111	3	9	0	1	0	0	0	0	0	0	0	4-0	2	0	0	0	.385	.111
	ALCS	TB vs. HOU	.154	4	13	1	2	0	0	0	0	0	0	0	3-0	4	0	0	0	.313	.154
	WS	TB vs. LAD	.333	5	12	1	4	0	1	0	1	0	0	0	2-0	3	0	0	0	.429	.500
2021	ALDS	TB vs. BOS	.200	4	15	1	3	0	0	0	2	0	0	0	1-0	2	0	0	0	.250	.200
2022	ALWC	TB vs. CLE	.000	2	10	0	0	0	0	0	0	0	0	0	0-0	4	0	0	0	.000	.000
<b>Postseason Totals</b>			<b>.182</b>	<b>24</b>	<b>77</b>	<b>6</b>	<b>14</b>	<b>1</b>	<b>1</b>	<b>2</b>	<b>5</b>	<b>0</b>	<b>0</b>	<b>0</b>	<b>12-0</b>	<b>21</b>	<b>0</b>	<b>0</b>	<b>0</b>	<b>.292</b>	<b>.299</b>

## LEFT-RIGHT BREAKDOWN

	2022					CAREER				
	AVG	AB	H	HR	RBI	AVG	AB	H	HR	RBI
vs. Left	.310	126	39	3	16	.294	555	163	16	71
vs. Right	.291	347	101	6	41	.269	1069	288	23	127



WILL VRAGOVIC / TAMPA BAY RAYS



24

RIGHT-HANDED PITCHER

## ZACH EFLIN

Zachary Adams Eflin

BATS **RIGHT**THROWS **RIGHT**HEIGHT **6'6"**WEIGHT **225**OPENING DAY AGE **28**MAJOR LEAGUE SERVICE **6 years, 18 days**BORN **4/8/94 in Orlando, FL**RESIDES **Oviedo, FL**CONTRACT STATUS **Signed a three-year contract through 2025, 12/13/22**SIGNING SCOUT **Willie Bosque (Padres)**ACQUIRED **Signed as a free agent, 12/13/22**

## X-RAY REPORT

- ◆ Zach is a man of nature and can be seen on his Instagram around the Central Florida area showcasing his skills on the water as a fisherman...he also enjoys golf and playing guitar.
- ◆ He and his wife, Lauren, have a daughter, Ashton, and they are expecting twins in April... along with their growing family, the Eflins have a chocolate lab named Moose.
- ◆ Leading up to the 2012 Amateur Draft, Zach worked out at Tropicana Field and thought there was a good chance he'd be selected by the Rays... he said he was "a little heartbroken" when the Rays decided on Richie Shaffer with the No. 25 pick...after he signed with the Rays over the offseason, baseball operations president Erik Neander joked his \$40 million contract is "better than the signing bonus [would have been]."

## 2022 SEASON

- ◆ Began the season in the Phillies rotation, making 13 starts before a right knee bruise sidelined him from June 26–Sep 12...made seven relief apps after being reinstated...also missed time while on the COVID-19 Related IL from May 8-16.
- ◆ According to Statcast, limited opponents to an avg. exit velocity of 85.3 mph, 3rd-lowest in the NL (min. 200 batted balls) behind SF Tyler Rogers (84.2) and LAD Tyler Anderson (85.0).
- ◆ Made his fourth consecutive Opening Day roster, all with the Phillies.
- ◆ Issued 2 BB (or fewer) in 33 straight starts from Aug 29, 2020–June 3, 2022...marked the 3rd-longest streak by a Phillie since Baseball Reference data is available (1901) behind Robin Roberts (36) in 1960-61 and Roy Halladay (35) in 2010-11.

- ◆ On May 22 vs. LAD, recorded a career-high 12 SO in 7 IP, allowing 4 hits and 2 runs...marked the second time in his career he reached double digits, following Aug 12, 2020 vs. BAL (10).
- ◆ On Oct 3 at HOU, pitched a perfect 9th inning to finish a 3-0 win and recorded his first career save as the Phillies clinched a Wild Card berth...was the third pitcher since saves became an official stat (1969) to record his first career save on the day his team clinched a postseason berth, joining LAD Orel Hershiser on Sep 30, 1983 vs. SF and BAL Dave Leonhard on Sep 13, 1969 vs. CLE.
- ◆ **POSTSEASON:** Pitched in the postseason for the first time and went 0-0 with a 3.38 ERA (10.2-IP, 4-ER) in 10 relief apps as the Phillies advanced to the World Series...made seven straight scoreless apps spanning 7.2 IP to end the postseason.
- ◆ In Game 2 of the NL Wild Card Series at STL, recorded his first career postseason save... pitched a scoreless 9th inning in a 2-0 win.
- ◆ In Game 1 of the NLDS at ATL, allowed a 3-run homer to Matt Olson with 1 out in the 9th inning...retired his next 2 BF to finish a 7-6 win.
- ◆ Made four scoreless apps in the World Series against the Astros, yielding 4 hits in 4.1 IP.
- ◆ Signed a three-year, \$40 million deal with the Rays on Dec 13...the contract marked the largest by total value in franchise history for a free agent, passing a five-year, \$35 million deal with Wilson Álvarez prior to the 1998 season.

## CAREER HIGHLIGHTS

- ◆ In **2021**, all but one of his 18 starts came before the All-Star break...was on the 10-day IL from July 17–Aug 25 with right patella tendinitis and COVID-19 Related IL from Aug 27–Sep 7...rein-



stated on Sep 8 and placed on the 60-day IL to recover from right patellar tendon surgery.

- ♦ Min. 100 IP, led the majors with a 3.6 pct. walk rate and 1.36 BB/9 IP ratio...ranked 4th in the majors with a 6.19 SO/BB ratio...issued 2 BB (or fewer) in all 18 starts, tied for the 4th-longest streak by a Phillie to start a season since Baseball Reference data is available (1901).
- ♦ On July 3 vs. SD, made his 100th career start.
- ♦ Went 6 IP (or more) and yielded 2 runs (or fewer) in each of his first seven home starts...tied Woodie Fryman in 1968 for the longest such streak by a Phillie to start a season since Baseball Reference data is available (1901).
- ♦ In **2020**, made 11 apps (10 starts) in the shortened season...his only relief app came in the season finale when the Phillies were eliminated from postseason contention with a 5-0 loss.
- ♦ Ranked 12th in the NL with a 10.68 SO/9 IP ratio (min. 50 IP).
- ♦ Made three straight starts in doubleheaders from Sep 8-18, becoming the first Phillie to do so since Ed Farmer from June 21-July 2, 1983.
- ♦ On Sep 18 vs. TOR (G1), pitched his third career shutout and recorded 9 SO in the 7-inning win.
- ♦ In **2019**, his 28 starts, 163.1 IP and 129 SO remain career highs...his 13 losses ranked 4th in the NL and 28 HR allowed tied for 8th in the NL.
- ♦ Made his first career Opening Day roster.
- ♦ Won three straight starts from April 28-May 11, pitching to a 0.72 ERA (25-IP, 2-ER) with 2 CG over that stretch...on May 11 at KC, his second career shutout marked the first by a Phillie since Jeremy Hellickson on Sep 17, 2016 vs. MIA.
- ♦ Made 4 apps out of the bullpen from July 31-Aug 10, the first relief apps of his career.
- ♦ In **2018**, recorded a career-high 11 wins despite starting the season with Triple-A Lehigh Valley...made his season debut on May 1 and stayed in the majors for the rest of the season.
- ♦ On May 1 at MIA, his perfect game bid ended on a Miguel Rojas double to start the 6th inning.
- ♦ On May 25 vs. TOR, hit a solo shot off Sam Gaviglio in the 3rd inning for his first homer.
- ♦ Won six straight starts from June 5-July 3...went 5-0 with a 1.76 ERA (30.2-IP, 6-ER) in June and became the first Phillie with 5 wins (or more) in a calendar month since Cole Hamels (5) in May 2012...ranked among NL leaders in June in wins (tied for 1st), ERA (3rd) and WHIP (0.98, 8th).
- ♦ In **2017**, was on the Phillies active roster from April 18-May 28 and Aug 8-18...began the

season on the 10-day IL while recovering from offseason surgery on both knees...placed on the injured list (right shoulder strain) on Aug 22, retroactive to Aug 19, and missed the remainder of the season...was on Lehigh Valley's 7-day IL from June 3-July 8 with a right elbow strain.

- ♦ Including rehab assignments, went 2-4 with a 3.74 ERA (55.1-IP, 23-ER) in 11 apps (10 starts) between Class-A Clearwater, Lehigh Valley and the GCL Phillies.
- ♦ In **2016**, selected on June 14 and spent the rest of the season with the Phillies, his first career major league action...placed on the 15-day IL (patellar tendinopathy) on Aug 9 and missed the rest of the season...underwent surgery on his right knee on Aug 19 and left knee on Sep 30.
- ♦ On June 14 at TOR, suffered the loss in his major league debut and yielded 9 runs (8 ER) in 2.2 IP...allowed a solo homer to Kevin Pillar in the 2nd inning, and a 2-run homer to Ezequiel Carrera and grand slam to Josh Donaldson in the 3rd...marked the second time a pitcher making his major league debut allowed a grand slam to a reigning MVP, joining STL Walter Brown on May 16, 1947 at BOS (Ted Williams)...became the first Phillies starting pitcher to make his major league debut outside of the United States since David Coggin on June 23, 2000 at MTL.
- ♦ On July 5 vs. ATL, became the first Phillie to pitch a complete game for his first career win since Carlton Loewer on June 14, 1998 vs. CHC...his only run allowed was a solo homer by Ender Inciarte in the 7th inning.
- ♦ Spent the **2015** season with Double-A Reading and made the Eastern League midseason All-Star Team...finished 9th with a 1.21 WHIP.
- ♦ Opened the season with three consecutive scoreless starts totaling 15.2 IP.
- ♦ From July 10-19, pitched for Team USA at the Pan American Games in Toronto...helped Team USA win a silver medal.
- ♦ Ranked by *Baseball America* as the No. 13 prospect in the Phillies system following the season.
- ♦ In **2014**, spent the season with Class-A Lake Elsinore in the Padres organization.
- ♦ Ranked 3rd in the California League with a 3.80 ERA and 7th with a 1.32 WHIP...tied for 6th in the league with 10 wins, which tied for 2nd among Padres minor leaguers.
- ♦ Placed on the 7-day IL (left ankle sprain) on Aug 10, ending his season.
- ♦ Traded to the Dodgers on Dec 18 as part of the package for Matt Kemp...the next day, traded



from the Dodgers to the Phillies for Jimmy Rollins and cash considerations.

- Prior to the trades, ranked by *Baseball America* as the No. 9 prospect in the Padres system...the publication also tabbed him as having the Best Changeup in the organization.
- In **2013**, made 22 starts for Class-A Fort Wayne and led the Midwest League with a 2.73 ERA.
- Allowed 2 ER (or fewer) in 19 straight starts to end the season, going 7-4 with a 2.18 ERA (107.1-IP, 26-ER) from April 28 through season's end.
- Ranked by *Baseball America* as the No. 14 prospect in the Padres system following the season.
- In **2012**, made 4 apps (3 starts) in the Arizona League but did not pitch after July 14 after contracting mononucleosis.

## AMATEUR CAREER

- Selected by the Padres in the first round (33rd overall) of the 2012 Amateur Draft out of Paul J. Hagerty (Fla.) High School...as a high school senior, missed the month of April due to triceps tendinitis but an MRI came back negative.
- Committed to the University of Central Florida before signing with the Padres.

## CAREER HIGHS

### COMPLETE GAMES (5), SHUTOUTS (3)

9/18/20 vs. TOR (G1) - 4-hit SHO (7);  
5/11/19 at KC - 4-hit SHO;  
4/28/19 vs. MIA - 7-hit CG;  
7/22/16 at PIT - 3-hit SHO;  
7/5/16 vs. ATL - 6-hit CG

### LONGEST RELIEF OUTING

2.2, 9/27/20 at TB

### STRIKEOUTS

12, 5/22/22 vs. LAD

### WALKS

4, 5x-last 9/23/19 at WSH

### HR ALLOWED

4, 2x-last 6/20/21 at SF

### RUNS ALLOWED

10, 7/27/19 vs. ATL

### HITS ALLOWED

11, 2x-last 6/24/19 vs. NYM

### WIN STREAK

6G, 6/5/18 - 7/3/18

### LOSS STREAK

5G, 2x-last 5/13/21 - 6/20/21

## CAREER PITCHING

YEAR	CLUB	W	L	ERA	G	GS	CG	SHO	SV	IP	H	R	ER	HR	HB	BB-I	SO	WP	BK
2012	AZL Padres	0	1	7.71	4	3	0	0	0	7.0	9	6	6	0	0	3-0	4	0	0
2013	Fort Wayne	7	6	2.73	22	22	0	0	0	118.2	110	53	36	7	4	31-2	86	7	0
2014	Lake Elsinore	10	7	3.80	24	24	0	0	0	128.0	138	56	54	9	4	31-0	93	3	0
2015	Reading	8	6	3.69	23	23	0	0	0	131.2	136	63	54	12	4	23-2	68	3	0
2016	Lehigh Valley	5	2	2.90	11	11	0	0	0	68.1	49	24	22	2	3	11-0	55	4	0
	<b>Philadelphia</b>	<b>3</b>	<b>5</b>	<b>5.54</b>	<b>11</b>	<b>11</b>	<b>2</b>	<b>1</b>	<b>0</b>	<b>63.1</b>	<b>67</b>	<b>42</b>	<b>39</b>	<b>12</b>	<b>1</b>	<b>17-1</b>	<b>31</b>	<b>1</b>	<b>0</b>
2017	Clearwater	1	0	0.00	1	1	0	0	0	5.0	1	0	0	0	0	0-0	6	0	0
	Lehigh Valley	1	4	4.57	8	7	0	0	0	43.1	48	22	22	3	4	15-0	38	3	0
	<b>Philadelphia</b>	<b>1</b>	<b>5</b>	<b>6.16</b>	<b>11</b>	<b>11</b>	<b>0</b>	<b>0</b>	<b>0</b>	<b>64.1</b>	<b>79</b>	<b>45</b>	<b>44</b>	<b>16</b>	<b>5</b>	<b>12-0</b>	<b>35</b>	<b>2</b>	<b>0</b>
	GCL Phillies 1	0	0	1.29	2	2	0	0	0	7.0	5	1	1	0	1	0-0	6	0	0
2018	Lehigh Valley	2	2	4.05	4	4	0	0	0	20.0	20	10	9	0	2	5-0	15	2	0
	<b>Philadelphia</b>	<b>11</b>	<b>8</b>	<b>4.36</b>	<b>24</b>	<b>24</b>	<b>0</b>	<b>0</b>	<b>0</b>	<b>128.0</b>	<b>130</b>	<b>69</b>	<b>62</b>	<b>16</b>	<b>3</b>	<b>37-4</b>	<b>123</b>	<b>4</b>	<b>0</b>
2019	<b>Philadelphia</b>	<b>10</b>	<b>13</b>	<b>4.13</b>	<b>32</b>	<b>28</b>	<b>2</b>	<b>1</b>	<b>0</b>	<b>163.1</b>	<b>172</b>	<b>88</b>	<b>75</b>	<b>28</b>	<b>6</b>	<b>48-5</b>	<b>129</b>	<b>1</b>	<b>0</b>
2020	<b>Philadelphia</b>	<b>4</b>	<b>2</b>	<b>3.97</b>	<b>11</b>	<b>10</b>	<b>1</b>	<b>1</b>	<b>0</b>	<b>59.0</b>	<b>60</b>	<b>28</b>	<b>26</b>	<b>8</b>	<b>1</b>	<b>15-0</b>	<b>70</b>	<b>1</b>	<b>0</b>
2021	<b>Philadelphia</b>	<b>4</b>	<b>7</b>	<b>4.17</b>	<b>18</b>	<b>18</b>	<b>0</b>	<b>0</b>	<b>0</b>	<b>105.2</b>	<b>116</b>	<b>52</b>	<b>49</b>	<b>15</b>	<b>3</b>	<b>16-2</b>	<b>99</b>	<b>2</b>	<b>0</b>
	Reading	0	0	0.00	1	1	0	0	0	2.1	1	0	0	0	0	0-0	3	0	0
2022	<b>Philadelphia</b>	<b>3</b>	<b>5</b>	<b>4.04</b>	<b>20</b>	<b>13</b>	<b>0</b>	<b>0</b>	<b>1</b>	<b>75.2</b>	<b>70</b>	<b>38</b>	<b>34</b>	<b>8</b>	<b>5</b>	<b>15-1</b>	<b>65</b>	<b>0</b>	<b>0</b>
	Lehigh Valley	0	0	4.50	1	1	0	0	0	2.0	1	1	1	1	0	0-0	3	0	0
	<b>Minor League Totals</b>	<b>34</b>	<b>28</b>	<b>3.46</b>	<b>101</b>	<b>99</b>	<b>0</b>	<b>0</b>	<b>0</b>	<b>533.1</b>	<b>518</b>	<b>236</b>	<b>205</b>	<b>34</b>	<b>22</b>	<b>119-4</b>	<b>377</b>	<b>22</b>	<b>0</b>
	<b>Major League Totals</b>	<b>36</b>	<b>45</b>	<b>4.49</b>	<b>127</b>	<b>115</b>	<b>5</b>	<b>3</b>	<b>1</b>	<b>659.1</b>	<b>694</b>	<b>362</b>	<b>329</b>	<b>103</b>	<b>24</b>	<b>160-13</b>	<b>552</b>	<b>11</b>	<b>0</b>

**1:** Selected by the San Diego Padres in the first round (33rd overall) of the 2012 Amateur Draft...signed by Willie Bosque. **2:** Acquired by the Los Angeles Dodgers along with C/1B Yasmani Grandal and RH Joe Wieland from San Diego in exchange for C Tim Federowicz, OF Matt Kemp and cash considerations, December 18, 2014. **3:** Acquired by the Philadelphia Phillies along with LH Tom Windle from Chicago in exchange for SS Jimmy Rollins and cash considerations, December 19, 2014. **4:** Signed by the Tampa Bay Rays as a free agent, December 13, 2022.



## CAREER FIELDING

YEAR	POSITION	PCT	G	PO	A	E	TC	DP
2016	Pitcher	.818	11	1	8	2	11	0
2017	Pitcher	.947	11	5	13	1	19	1
2018	Pitcher	.931	24	7	20	2	29	1
2019	Pitcher	.971	32	13	20	1	34	2
2020	Pitcher	1.000	11	1	9	0	10	0
2021	Pitcher	.958	18	7	16	1	24	4
2022	Pitcher	1.000	20	3	13	0	16	1
<b>Totals</b>		<b>.951</b>	<b>127</b>	<b>37</b>	<b>99</b>	<b>7</b>	<b>143</b>	<b>9</b>

## POSTSEASON PITCHING

YEAR	SERIES	CLUB	W	L	ERA	G	GS	CG	SHO	SV	IP	H	R	ER	HR	HB	BB-I	SO	WP	BK
2022	NLWC	PHI vs. STL	0	0	4.50	2	0	0	0	1	2.0	4	1	1	0	0	1-0	1	0	0
	NLDS	PHI vs. ATL	0	0	11.57	2	0	0	0	0	2.1	3	3	3	1	0	0-0	4	0	0
	NLCS	PHI vs. SD	0	0	0.00	2	0	0	0	0	2.0	2	0	0	0	0	0-0	1	0	0
	WS	PHI vs. HOU	0	0	0.00	4	0	0	0	0	4.1	4	0	0	0	0	1-0	6	0	0
<b>Postseason Totals</b>			<b>0</b>	<b>0</b>	<b>3.38</b>	<b>10</b>	<b>0</b>	<b>0</b>	<b>0</b>	<b>1</b>	<b>10.2</b>	<b>13</b>	<b>4</b>	<b>4</b>	<b>1</b>	<b>0</b>	<b>2-0</b>	<b>12</b>	<b>0</b>	<b>0</b>

## CAREER BATTING

YEAR	CLUB	AVG	AB	R	H	2B	3B	HR	RBI	SH	SF	HB	BB-I	SO	SB	CS	GDP	OBP	SLG
2016	Philadelphia	.261	23	2	6	2	0	0	0	0	0	0	0-0	8	0	0	2	.261	.348
2017	Philadelphia	.143	21	1	3	0	0	0	2	1	0	0	0-0	13	0	0	0	.143	.143
2018	Philadelphia	.091	44	3	4	0	0	1	1	6	0	0	0-0	31	0	0	0	.091	.159
2019	Philadelphia	.160	50	3	8	1	0	0	2	2	0	0	0-0	27	0	0	0	.160	.180
2021	Philadelphia	.000	29	1	0	0	0	0	1	6	0	1	1-0	15	0	0	0	.065	.000
<b>Major League Totals</b>		<b>.126</b>	<b>167</b>	<b>10</b>	<b>21</b>	<b>3</b>	<b>0</b>	<b>1</b>	<b>6</b>	<b>15</b>	<b>0</b>	<b>1</b>	<b>1-0</b>	<b>94</b>	<b>0</b>	<b>0</b>	<b>2</b>	<b>.136</b>	<b>.162</b>

## LEFT-RIGHT BREAKDOWN

	2022				CAREER			
	AVG	AB	H	HR	AVG	AB	H	HR
vs. Left	.277	137	38	4	.279	1214	339	64
vs. Right	.209	153	32	4	.259	1371	355	39



29

RIGHT-HANDED PITCHER

# PETE FAIRBANKS

Peter Anderson Fairbanks

BATS **RIGHT**THROWS **RIGHT**HEIGHT **6'6"**WEIGHT **235**OPENING DAY AGE **29**MAJOR LEAGUE SERVICE **3 years, 57 days**BORN **12/16/93 in Milwaukee, WI**RESIDES **St. Louis, MO**CONTRACT STATUS **Signed a three-year contract through 2025 plus one club option, 1/27/23**SIGNING SCOUT **Dustin Smith (Rangers)**ACQUIRED **From the Texas Rangers in exchange for INF Nick Solak, 7/13/19**

## X-RAY REPORT

- ◆ Pete studied mechanical engineering at Mizzou and scored 34 out of a possible 36 points on his ACT...had baseball not worked out, he had hoped to work for Boeing designing military aircraft.
- ◆ He and his wife, Lydia, have a son, Isak, and daughter, Lotte...the two met in an acting class at Mizzou...Lydia played volleyball for the Tigers.
- ◆ Pete tries to pick up a new hobby each year and plans to build LEGO sets this year, possibly featuring them in timelapse videos...the interest began when Isak wanted nothing to do with Duplos, preferring full-size sets...while Pete remains interested, Isak has since become distracted by the bounce house in their basement.
- ◆ His father, Shane, played baseball at Mizzou and then for one season in the minor leagues (1983)...both of his grandparents on his mom's side attended Mizzou and his two uncles and maternal grandfather all played football there.

## 2022 SEASON

- ◆ Limited to 24 apps after opening the season on the 60-day IL with a right lat strain...reinstated on July 17 and tied Jason Adam for the team lead with 8 saves despite missing over three months.
- ◆ Min. 20 IP, ranked 2nd in the AL behind teammate J.P. Feyereisen in WHIP (0.67), opp OBP (.186), opp SLG (.207) and opp OPS (.393)...ranked 4th with a 1.13 ERA and 5th with a .159 opp avg.
- ◆ Struck out 43.7 pct. (38 of 87) of batters faced, best in the AL and 2nd in the majors (min. 20 IP) behind NYM Edwin Diaz (50.2 pct.)...marked the 2nd-highest for a single season in franchise history behind Nick Anderson (52.6 pct.) in 2019.

- ◆ Ended the season with 22 straight scoreless apps, the 2nd-longest streak in club history behind J.P. Howell (24) from June 14-Aug 30, 2012.
- ◆ Allowed 2 XBH in 24 IP, both coming against his first 2 BF in his season debut...ended the season on a streak of 23 straight apps without allowing an extra-base hit, tied for the 6th-longest by apps in franchise history...has yielded 11 singles to 85 BF since last allowing an extra-base hit.
- ◆ Allowed 3 hits over his last 15 apps and 15 IP.
- ◆ On July 17 vs. BAL, pitched the 8th inning in his season debut...allowed a homer to Austin Hays on his first pitch of the season and a double to his next batter, but stranded him at second base.
- ◆ On Sep 5 vs. BOS, yielded a leadoff single to Reese McGuire in the 9th inning, snapping a streak of 19 consecutive batters retired...pitched a scoreless frame to finish a 4-3 win.
- ◆ On Sep 13 at TOR (G1), recorded a save after pitching around a 1-out single and E2 (catcher's interference) in a scoreless 9th inning...facing the potential game-winning run, he got a strikeout of Vladimir Guerrero Jr. and induced a groundout to end an 11-pitch at-bat against reigning AL Player of the Week Bo Bichette.
- ◆ Made seven rehab apps between the FCL Rays and Triple-A Durham...his last 6 apps came with the Bulls, going 0-1 with a 3.86 ERA (4.2-IP, 2-ER).
- ◆ **POSTSEASON:** Pitched in Game 2 of the AL Wild Card Series at CLE and walked both batters faced to start the 6th inning...replaced after 11 pitches (3 strikes) due to right index finger numbness.
- ◆ On Jan 27, 2023, signed a three-year, \$12 million contract through the 2025 season, including a club option for 2026...the pact is worth up to \$24.6 million if the club option is exercised,



performance escalators are reached and award bonuses are triggered.

“ We saw, especially last year, just how dominant he can be. When he’s locked in, there’s nobody in baseball who stands a chance against him. And he’s really made himself into that.

GENERAL MANAGER PETER BENDIX  
| MLB.com |

## CAREER HIGHLIGHTS

- ◆ In **2021**, missed 25 games with a right rotator cuff strain and another 25 games for right shoulder inflammation...went 0-2 with a 3.86 ERA (11.2-IP, 5-ER) in 13 apps after returning from his second stint on the injured list.
- ◆ His 6 losses were the most among Rays relievers and tied for 5th among AL relievers...suffered 3 losses over a stretch of 4 apps from June 16-22, including two walk-off losses...allowed a total of 7 runs (3 ER) in 3.2 IP over this stretch.
- ◆ Pitched to a 2.25 ERA (20-IP, 5-ER) in 20 apps at Tropicana Field, compared to a 4.76 ERA (22.2-IP, 12-ER) in 27 apps on the road.
- ◆ Made his second consecutive Opening Day roster, both with the Rays.
- ◆ On June 16 at CHW, yielded a walk-off single to Yasmani Grandal in the 10th, the first time in his career he was on the mound for a walk-off loss.
- ◆ On June 17 at SEA, charged his first blown save since Aug 26, 2020 vs. BAL and suffered a second loss in as many days, both on walk-off hits... yielded a game-tying double to Shed Long Jr. and a walk-off single to Kyle Seager.
- ◆ On July 7 vs. CLE (G2), pitched a perfect 7th and final inning including a flyout to right field for the final out of the game as five Rays pitchers combined to allow 0 hits.
- ◆ On Sep 25 vs. MIA, pitched a scoreless 9th inning of a 7-3 win and was on the mound as the Rays clinched the division title...retired his first 2 BF before loading the bases (single, walk, single) but got a foul pop to end the game.
- ◆ **POSTSEASON:** Totaled 2.2 IP over Games 3-4 of the ALDS at BOS...his only hit allowed was a solo homer to Kiké Hernández in the 5th inning of Game 3...went 1.2 scoreless innings in Game 4.
- ◆ In **2020**, voted the club's Outstanding Rookie by the Tampa Bay Chapter of the BBWA.
- ◆ His 6 wins led the team, ahead of Tyler Glasnow (5) and Josh Fleming (5), and tied for most among major league relievers...marked the first time in club history a reliever led the team in wins...his 27 apps led the team and tied for 6th in the AL.
- ◆ Tied three others for the major league rookie lead in wins...tied for 2nd among rookies in apps, trailing SF Tyler Rogers (29)...his 35 SO ranked 4th among major league rookies.
- ◆ His 13.16 SO/9 IP ratio was tops for a rookie reliever in club history, ahead of Colin Poche (12.54) in 2019 and Kirby Yates (10.50) in 2014.
- ◆ From Aug 12 through season's end, went 4-2 with a 1.37 ERA (19.2-IP, 3-ER) in 20 apps (2 starts)...this included a streak of 12 apps without an earned run from Aug 12-Sep 6.
- ◆ Entered with the Rays tied or ahead in 26 of his 27 apps...the only exception was on July 31 at BAL, when he entered with a 1-run deficit.
- ◆ Was one of two Rays relievers on the active roster for the entire season to not record a save, along with Aaron Loup.
- ◆ On Aug 22 vs. TOR, pitched a scoreless 7th inning, tagging out Cavan Biggio attempting to score from second for the final out...began the frame with a pair of 3-1 groundouts before a Biggio single and stolen base...became the first pitcher in franchise history to record three put-outs in one inning.
- ◆ On Sep 16 vs. WSH, made his first career start and pitched a scoreless 1st inning.
- ◆ **POSTSEASON:** Went 0-0 with a 3.65 ERA (12.1-IP, 5-ER) in 9 apps, and the Rays went 8-1 in games he pitched...tied Diego Castillo for the team lead with 3 saves...became the fifth rookie since saves became an official stat (1969) to have three (or more) in the postseason...he joined STL Trevor Rosenthal (4) in 2013, CHW Bobby Jenks (4) in 2005, STL Adam Wainwright (4) in 2005 and SEA Kaz Sasaki (3) in 2000.
- ◆ According to Stats LLC, was the first pitcher to have no saves all season and get one in his team's postseason opener since PIT Bob Walk in 1991.
- ◆ Became the second pitcher since saves became an official stat to have none during the regular season and then record his team's first two in the postseason, joining OAK Vida Blue in 1972.
- ◆ Was on the mound when the Rays clinched the pennant in Game 7 of the ALCS vs. HOU, as Aledmys Diaz flew out to right...allowed a pair of inherited runners to score in the 8th inning but pitched around a 1-out single for a scoreless





9th, becoming the first rookie to save a Game 7 since TB David Price in the 2008 ALCS vs. BOS.

- ◆ In **2019**, totaled two stints with the Rays and three stints in the majors...began the season in Class-A in the Rangers organization and reached the majors two months later.
- ◆ Acquired from the Rangers on July 13 and went 2-1 with a 5.11 ERA (12.1-IP, 7-ER) in 13 apps with the Rays after going 0-2 with a 9.31 ERA (9.2-IP, 10-ER) with Texas.
- ◆ Was on the Rays roster from Aug 16-17 and Sep 1 through season's end...his first 8 apps came with the Rangers from June 8-July 2.
- ◆ Made his major league debut at Globe Life Park on June 9 vs. OAK, striking out the side in a perfect 5th inning and pitching around an error to face the minimum in the 6th inning.
- ◆ On Aug 16 vs. DET, made his Rays debut and yielded a run in the 8th inning, allowing a lead-off double and a 1-out RBI double.
- ◆ On Sep 10 at TEX, recorded his first career save, pitching the 11th inning against his former team.
- ◆ Began the season with Class-A Down East... his season debut marked his first professional outing since July 21, 2017...earned promotions to Double-A Frisco on May 9 and to Triple-A Nashville on May 29.
- ◆ Went 3-2 with a 4.53 ERA (43.2-IP, 22-ER) and 70 SO in 40 apps in the minors, including 1-2 with a 5.09 ERA (17.2-IP, 10-ER) with Durham.
- ◆ Ranked by *Baseball America* as the No. 22 prospect in the Rays system following the season.
- ◆ Missed the entire **2018** season recovering from a second Tommy John surgery... returned to pitch in the Instructional League.
- ◆ In **2017**, was sidelined from June 15-24 and July 22 through season's end with a UCL strain... underwent Tommy John surgery on Aug 14.
- ◆ Began the **2016** season in the starting rotation for Class-A Hickory before a July 17-Aug 4 stint on the injured list for a right forearm strain... pitched out of the bullpen after his return.
- ◆ Ranked 6th among Rangers minor leaguers with 101.1 IP and 10th with 80 SO.
- ◆ In **2015**, began his professional career with Short-A Spokane...went 1-0 with a 2.21 ERA (40.2-IP, 10-ER) in his final 8 apps, all starts.

## AMATEUR CAREER

- ◆ Selected by the Rangers in the ninth round of the 2015 Amateur Draft out of the University of

Missouri, where he pitched three seasons...went 4-5 with a 3.40 ERA (76.2-IP, 29-ER) as a junior.

- ◆ Required Tommy John surgery during his junior year at Webster Groves (Mo.) High School.
- ◆ As a high school senior, named first team All-Conference as an infielder, batting .393 with 6 HR and 21 RBI...was a second team All-Conference pitcher in 2009-10 and also earned the honor as an outfielder in those same seasons.

## CAREER HIGHS

### LONGEST OUTING

2, 0, 2x-last 6/22/21 vs. BOS

### STRIKEOUTS

3, 11x-last 9/27/22 at CLE

### WALKS

3, 6/30/21 at WSH

### HR ALLOWED

2, 6/29/19 at TB

### RUNS ALLOWED

5, 9/17/19 at LAD

### HITS ALLOWED

3, 5x-last 9/1/21 vs. BOS

### WIN STREAK

3G, 2x-last 9/17/20 (G2) - 5/14/21

### LOSS STREAK

3G, 2x-last 7/28/21 - 9/10/21



## CAREER PITCHING

YEAR	CLUB	W	L	ERA	G	GS	CG	SHO	SV	IP	H	R	ER	HR	HB	BB-I	SO	WP	BK
2015	Spokane	1	2	3.14	13	11	0	0	0	57.1	52	23	20	3	6	22-0	47	10	1
2016	Hickory	4	5	4.88	24	16	0	0	2	101.1	112	61	55	9	10	31-0	80	10	3
2017	Down East	2	1	5.79	9	1	0	0	0	18.2	22	14	12	1	0	13-0	10	2	0
2018		Injured-Did Not Pitch																	
2019	Down East	1	0	2.92	11	0	0	0	2	12.1	10	4	4	0	0	4-0	15	0	0
	Frisco	1	0	0.00	6	0	0	0	0	7.1	2	0	0	0	0	0-0	14	0	0
	Nashville	0	0	11.37	7	0	0	0	0	6.1	10	8	8	1	0	2-0	11	1	0
	Texas	0	2	9.35	8	0	0	0	0	8.2	8	10	9	4	0	7-0	15	1	0
	Durham	1	2	5.09	16	1	0	0	0	17.2	15	11	10	3	0	6-0	30	2	0
	<b>Tampa Bay</b>	<b>2</b>	<b>1</b>	<b>5.11</b>	<b>13</b>	<b>0</b>	<b>0</b>	<b>0</b>	<b>2</b>	<b>12.1</b>	<b>17</b>	<b>10</b>	<b>7</b>	<b>1</b>	<b>0</b>	<b>3-0</b>	<b>13</b>	<b>1</b>	<b>0</b>
2020	<b>Tampa Bay</b>	<b>6</b>	<b>3</b>	<b>2.70</b>	<b>27</b>	<b>2</b>	<b>0</b>	<b>0</b>	<b>0</b>	<b>26.2</b>	<b>23</b>	<b>9</b>	<b>8</b>	<b>2</b>	<b>2</b>	<b>14-0</b>	<b>39</b>	<b>6</b>	<b>0</b>
2021	<b>Tampa Bay</b>	<b>3</b>	<b>6</b>	<b>3.59</b>	<b>47</b>	<b>0</b>	<b>0</b>	<b>0</b>	<b>5</b>	<b>42.2</b>	<b>40</b>	<b>22</b>	<b>17</b>	<b>2</b>	<b>1</b>	<b>21-1</b>	<b>56</b>	<b>3</b>	<b>0</b>
	Durham	0	0	4.50	2	0	0	0	0	2.0	1	1	1	1	0	0-0	2	0	0
2022	FCL Rays	0	0	9.00	1	0	0	0	0	1.0	2	1	1	1	0	0-0	2	0	0
	Durham	0	1	3.86	6	0	0	0	0	4.2	5	5	2	1	0	3-0	7	1	0
	<b>Tampa Bay</b>	<b>0</b>	<b>0</b>	<b>1.13</b>	<b>24</b>	<b>0</b>	<b>0</b>	<b>0</b>	<b>8</b>	<b>24.0</b>	<b>13</b>	<b>3</b>	<b>3</b>	<b>1</b>	<b>0</b>	<b>3-0</b>	<b>38</b>	<b>0</b>	<b>0</b>
<b>Minor League Totals</b>		<b>10</b>	<b>11</b>	<b>4.45</b>	<b>95</b>	<b>29</b>	<b>0</b>	<b>0</b>	<b>4</b>	<b>228.2</b>	<b>231</b>	<b>128</b>	<b>113</b>	<b>19</b>	<b>16</b>	<b>81-0</b>	<b>218</b>	<b>26</b>	<b>4</b>
<b>Major League Totals</b>		<b>11</b>	<b>12</b>	<b>3.46</b>	<b>119</b>	<b>2</b>	<b>0</b>	<b>0</b>	<b>15</b>	<b>114.1</b>	<b>101</b>	<b>54</b>	<b>44</b>	<b>10</b>	<b>3</b>	<b>48-1</b>	<b>161</b>	<b>11</b>	<b>0</b>

1: Selected by the Texas Rangers in the ninth round of the 2015 Amateur Draft...signed by Dustin Smith. 2: Acquired by the Tampa Bay Rays from Texas in exchange for INF Nick Solak, July 13, 2019.

## CAREER FIELDING

YEAR	POSITION	PCT	G	PO	A	E	TC	DP
2019	Pitcher	.667	21	2	0	1	3	0
2020	Pitcher	1.000	27	5	1	0	6	0
2021	Pitcher	1.000	47	4	2	0	6	0
2022	Pitcher	1.000	24	7	1	0	8	0
<b>Totals</b>		<b>.957</b>	<b>119</b>	<b>18</b>	<b>4</b>	<b>1</b>	<b>23</b>	<b>0</b>

## POSTSEASON PITCHING

YEAR	SERIES	CLUB	W	L	ERA	G	GS	CG	SHO	SV	IP	H	R	ER	HR	HB	BB-I	SO	WP	BK
2020	ALWC	TB vs. TOR	0	0	0.00	1	0	0	0	1	1.0	1	0	0	0	0	0-0	2	1	0
	ALDS	TB vs. NYY	0	0	3.00	2	0	0	0	1	3.0	2	1	1	0	0	3-0	5	0	0
	ALCS	TB vs. HOU	0	0	2.08	3	0	0	0	1	4.1	3	1	1	1	0	1-0	6	1	0
	WS	TB vs. LAD	0	0	6.75	3	0	0	0	0	4.0	6	3	3	2	0	2-1	4	1	0
2021	ALDS	TB vs. BOS	0	0	3.38	2	0	0	0	0	2.2	1	1	1	1	0	1-0	2	0	0
2022	ALWC	TB vs. CLE	0	0	-	1	0	0	0	0	0.0	0	0	0	0	0	2-0	0	0	0
<b>Postseason Totals</b>			<b>0</b>	<b>0</b>	<b>3.60</b>	<b>12</b>	<b>0</b>	<b>0</b>	<b>0</b>	<b>3</b>	<b>15.0</b>	<b>13</b>	<b>6</b>	<b>6</b>	<b>4</b>	<b>0</b>	<b>9-1</b>	<b>19</b>	<b>3</b>	<b>0</b>

## LEFT-RIGHT BREAKDOWN

	2022				CAREER			
	AVG	AB	H	HR	AVG	AB	H	HR
vs. Left	.189	37	7	0	.242	198	48	3
vs. Right	.133	45	6	1	.221	240	53	7



58

RIGHT-HANDED PITCHER

# CALVIN FAUCHER

Calvin Faucher (FOE-shay)



BATS <b>RIGHT</b>	THROWS <b>RIGHT</b>	HEIGHT <b>6'1"</b>	WEIGHT <b>195</b>
OPENING DAY AGE <b>27</b>		MAJOR LEAGUE SERVICE <b>70 days</b>	
BORN <b>9/22/95 in Chula Vista, CA</b>		RESIDES <b>Chula Vista, CA</b>	
CONTRACT STATUS <b>Signed through 2023</b>		SIGNING SCOUT <b>John Leavitt (Twins)</b>	
ACQUIRED <b>From the Minnesota Twins along with DH Nelson Cruz in exchange for RH Joe Ryan and RH Drew Strotman, 7/22/21</b>			

## 2022 SEASON

- ◆ Made 22 apps spanning five stints with the Rays, his first career major league action...was with the Rays for a 1-day stint on May 9 and June 3-4, June 9–July 9, Aug 31–Sep 11 and Sep 23-28.
- ◆ After allowing 5 runs in his major league debut, pitched to a 3.54 ERA (20.1-IP, 8-ER) in his last 21 apps from June 3–Sep 28...yielded 1 run (0 ER) in 3 apps spanning 4 IP during his final stint.
- ◆ On May 9 at LAA, made his major league debut and pitched the 7th inning...his first 5 BF reached and scored, going single, walk, single to load the bases...the first run allowed in his career came on a bases-loaded walk to Mike Trout and the next four came on a grand slam by Shohei Ohtani...marked the third time a pitcher making his major league debut allowed a grand slam to a reigning MVP, joining PHI Zach Eflin on June 14, 2016 at TOR (Josh Donaldson) and STL Walter Brown on May 16, 1947 at BOS (Ted Williams).
- ◆ On June 18 at BAL, pitched a perfect 8th inning and recorded his first win after the Rays took the lead in the 9th...it came one night after conceding a go-ahead single and taking his first loss.
- ◆ On Sep 27 at CLE, pitched the 11th inning and recorded his first career save...allowed the automatic runner to score on a José Ramírez RBI single, then got a Josh Naylor flyout and Oscar Gonzalez groundout to end the game.
- ◆ Made 34 apps (4 starts) with Triple-A Durham...went 1-0 with a 2.18 ERA (20.2-IP, 5-ER) in 18 apps (2 starts) from July 12 through the end of the season, reducing his ERA from 4.84 to 3.56.
- ◆ Was the winning pitcher in Durham's 13-0 win over Nashville in the International League Championship Game...entered with a 8-0 lead and pitched the 4th and 5th innings, retiring all

6 BF...the 5 SO were his most in a minors game since May 22, 2021 at Tulsa (6, with Wichita).

- ◆ Ranked by *Baseball America* as the No. 26 prospect in the Rays system following the season...the publication also tabbed him as having the Best Curveball in the organization for a second consecutive year.

## CAREER HIGHLIGHTS

- ◆ Spent the entire **2021** season in the minors with the Twins and Rays organizations after being acquired in the Nelson Cruz trade on July 22.
- ◆ Assigned to Double-A Montgomery after the trade and promoted to Triple-A Durham on July 30...went 0-0 with a 1.44 ERA (25-IP, 4-ER) and 30 SO in 13 apps (3 starts) between the two levels.
- ◆ Pitched for Double-A Wichita prior to the trade and went 1-1 with a 7.04 ERA (30.2-IP, 24-ER).
- ◆ Totaled a career-high 72 SO between three teams and two organizations.
- ◆ Ranked by *Baseball America* as the No. 24 prospect in the Rays system following the season.
- ◆ In **2020**, was not part of the Twins 60-man player pool and did not play following the cancellation of the minor league season.
- ◆ In **2019**, made 34 apps for Class-A Fort Myers...missed two weeks with a left ankle sprain.
- ◆ Named the Fort Myers recipient of the Harmon Killebrew Award for outstanding minor league community service.
- ◆ Split the **2018** season between Class-A Cedar Rapids and Fort Myers and went 4-4 with a 4.09 ERA (66-IP, 30-ER) in 36 apps.
- ◆ In **2017**, began his professional career with Rookie-level Elizabethton but was limited to 5 apps due to right shoulder bursitis.



## AMATEUR CAREER

♦ Selected by the Twins in the 10th round of the 2017 Amateur Draft out of the University of California, Irvine...spent two seasons there and totaled 20 saves and 92 SO in 65 IP after transferring from Southwestern Junior College.

♦ Won the Cape Cod League championship with Yarmouth-Dennis in 2016 after going 3-1 with a 3.57 ERA (17.2-IP, 7-ER) in 16 apps.

## CAREER PITCHING

YEAR	CLUB	W	L	ERA	G	GS	CG	SHO	SV	IP	H	R	ER	HR	HB	BB-I	SO	WP	BK
2017	Elizabethton	3	0	1.23	5	0	0	0	1	7.1	4	1	1	1	0	3-0	13	1	0
2018	Cedar Rapids	4	4	3.35	30	0	0	0	3	53.2	49	25	20	5	0	33-2	55	7	1
	Fort Myers	0	0	7.30	6	0	0	0	0	12.1	19	10	10	0	0	3-0	7	3	0
2019	Fort Myers	3	2	4.42	34	0	0	0	2	55.0	59	31	27	2	1	22-0	61	4	0
2020										Did Not Pitch									
2021	Wichita	1	1	7.04	19	0	0	0	1	30.2	39	29	24	6	1	24-0	42	4	0
	Montgomery	0	0	0.00	2	0	0	0	1	4.2	2	0	0	0	0	0-0	4	0	0
	Durham	0	0	1.77	11	3	0	0	0	20.1	14	4	4	1	0	7-0	26	1	0
2022	Durham	3	3	3.56	34	4	0	0	1	43.0	44	19	17	7	0	21-1	52	5	1
	<b>Tampa Bay</b>	<b>2</b>	<b>3</b>	<b>5.48</b>	<b>22</b>	<b>0</b>	<b>0</b>	<b>0</b>	<b>1</b>	<b>21.1</b>	<b>26</b>	<b>16</b>	<b>13</b>	<b>4</b>	<b>1</b>	<b>10-0</b>	<b>21</b>	<b>2</b>	<b>0</b>
	<b>Minor League Totals</b>	<b>14</b>	<b>10</b>	<b>4.08</b>	<b>141</b>	<b>7</b>	<b>0</b>	<b>0</b>	<b>9</b>	<b>227.0</b>	<b>230</b>	<b>119</b>	<b>103</b>	<b>22</b>	<b>2</b>	<b>113-3</b>	<b>260</b>	<b>25</b>	<b>2</b>
	<b>Major League Totals</b>	<b>2</b>	<b>3</b>	<b>5.48</b>	<b>22</b>	<b>0</b>	<b>0</b>	<b>0</b>	<b>1</b>	<b>21.1</b>	<b>26</b>	<b>16</b>	<b>13</b>	<b>4</b>	<b>1</b>	<b>10-0</b>	<b>21</b>	<b>2</b>	<b>0</b>

1: Selected by the Minnesota Twins in the 10th round of the 2017 Amateur Draft... signed by John Leavitt. 2: Acquired by the Tampa Bay Rays along with DH Nelson Cruz from Minnesota in exchange for RH Joe Ryan and RH Drew Strotman, July 22, 2021.

## CAREER FIELDING

YEAR	POSITION	PCT	G	PO	A	E	TC	DP
2022	Pitcher	1.000	22	0	1	0	1	0

## LEFT-RIGHT BREAKDOWN

	2022				CAREER			
	AVG	AB	H	HR	AVG	AB	H	HR
vs. Left	.419	31	13	3	.419	31	13	3
vs. Right	.220	59	13	1	.220	59	13	1



**19****LEFT-HANDED PITCHER**

# JOSH FLEMING

**Joshua Randol Fleming****BATS LEFT****THROWS LEFT****HEIGHT 6'2"****WEIGHT 205**OPENING DAY AGE **26**MAJOR LEAGUE SERVICE **2 years, 8 days**BORN **5/18/96 in Bridgeton, MO**RESIDES **Columbia, IL**CONTRACT STATUS **Signed through 2023**SIGNING SCOUT **Matt Alison (Rays)**ACQUIRED **Selected in the fifth round of the 2017 Amateur Draft**

## X-RAY REPORT

- Josh and his wife, Katie, got married in St. Louis in November 2020, and honeymooned on Captiva Island...the couple met at Webster University, where she played volleyball...his junior and her senior year, they were named the school's Male and Female Athlete of the Year.
- Josh's parents, Mark and Lori, and Katie traveled to St. Petersburg to be on hand for his major league debut in 2020...with no fans permitted inside Tropicana Field, they watched the game on television from Ferg's Sports Bar & Grill across the street from the ballpark.
- He is colorblind and sometimes has difficulties distinguishing blue from purple and red from green.
- He makes regular appearances on disc golf courses around St. Louis during the offseason and keeps a small collection of discs.

## 2022 SEASON

- Made 10 apps (3 starts) over five stints with the Rays: Opening Day–May 6, July 4, July 10–Aug 27, Sep 13-14 and Oct 5...his third stint included time on the 15-day IL (right oblique tightness).
- Charged 11 unearned runs, tied for 6th in the majors and tied for 3rd in the AL...all 11 came over a stretch of 6 apps (2 starts) from April 14–July 4...the 11 unearned runs before the All-Star break tied for most in the majors and were the most by a Ray since James Shields (13) in 2012.
- Used his sinker for 54.7 pct. of his pitches...his ground ball rate of 63.8 pct. ranked 8th in the majors among pitchers with at least 35 IP.
- Debuted a new pitch he calls "The Chazzy," a sweeping breaking ball he throws with the same grip former Ray Chaz Roe used on his slider.
- Made the first Opening Day roster of his career.

- On April 14 vs. OAK, started and took his first home loss since May 1, 2021 vs. HOU, going 8-0 in 12 apps (3 starts) at home in between...held lefties hitless in 6 AB but righties went 7-for-11...yielded two unearned runs after an error with 2 outs in the 2nd inning led to a 3-run, "little league home run" for Cristian Pache.
- On April 26 vs. SEA, his 7 runs allowed tied for the 2nd-most of his career...all 7 runs came in the 4th inning, the most by a Rays pitcher in a frame since Jalen Beeks (7) in the 3rd inning on July 22, 2019 vs. BOS...all 7 runs were unearned after errors by Wander Franco and Ji-Man Choi...the seven unearned runs tied Eddie Gaillard on May 7, 1999 at CLE for the single-game club record.
- Went 9-2 in 15 apps (10 starts) for Triple-A Durham and tied for 4th in the International League in wins...from May 7–July 3, led the IL with 7 wins and ranked 3rd with a 2.36 ERA.

## CAREER HIGHLIGHTS

- In **2021**, tied Shane McClanahan for the team lead with 10 wins and tied for 2nd among major league rookies behind HOU Luis Garcia (11).
- Made 26 apps (11 starts) over two stints: April 14–Aug 29 and Sep 24 through season's end.
- Used as a starter and bulk reliever in his first stint of the season...his last start was Aug 11 at BOS, with his last 7 apps coming in relief and his last 4 apps after his recall coming in short relief.
- From June 4 through the end of the season, went 5-5 with a 6.71 ERA (59-IP, 44-ER) in 17 apps (7 starts), increasing his ERA from 2.98 to 5.09.
- Went 6-3 with a 3.75 ERA (48-IP, 20-ER) in relief.
- Went 7-3 with a 2.28 ERA (59.1-IP, 15-ER) in 14 apps (5 starts) at home and 3-5 with a 8.80 ERA (45-IP, 44-ER) in 12 apps (6 starts) on the road.



- Used his sinker on 45.7 pct. of his pitches...min. 75 IP, his ground ball rate of 55.7 pct. ranked 3rd in the AL behind HOU Framber Valdez (70.3) and HOU Lance McCullers Jr. (56.9).
- His 20 assists tied for 6th among AL pitchers.
- Induced a swing on 38.2 pct. of pitches outside the strike zone, according to FanGraphs, the highest rate in the AL (min. 75 IP) and 2nd in the majors behind NYM Jacob deGrom (43.2).
- On May 16 vs. NYM, his only hit allowed in five scoreless was an infield single by Jeff McNeil to lead off the game...retired his last 9 BF and 15 of his last 16 BF, with the only baserunner over that stretch coming on an E5.
- On June 13 vs. BAL, became the fifth in club history to make a hitless relief app of 4 IP (or more), first since Álex Torres on May 18, 2013 at BAL.
- On Aug 11 at BOS, allowed a career-high 10 runs and a career-high 6 BB...the 10 runs allowed tied for the 3rd-most in franchise history and were the most by a Ray since Erasmo Ramirez (10) on June 16, 2017 at DET, and the 10 ER were the most by a Ray since James Shields (10) on July 27, 2011 at OAK...became the first pitcher in club history to allow both 6 BB (or more) and double-digit runs in the same outing.
- On Aug 22 vs. CHW, went 3 IP to finish off a 9-0 win and recorded his first career save.
- **POSTSEASON:** Was used as a short reliever, pitching in Games 3-4 of the ALDS at BOS...in Game 3 at BOS, yielded a go-ahead, RBI single to Rafael Devers in the 3rd inning.
- In **2020**, selected from the alternate training site on Aug 23 and remained on the active roster for the rest of the season...from Aug 23 through season's end, his 5 wins tied Tyler Glasnow and SEA Marco Gonzales for the major league lead.
- From the date of his major league debut through the end of the season, ranked among major league rookie leaders in wins (1st), innings (32.1, tied for 5th), ERA (2.78, 2nd) and opp avg. (.230, 4th).
- Became the second Rays rookie to finish a season with 5 wins (or more) and no losses, joining Jalen Beeks (5-0) in 2018.
- His 5-game winning streak was the longest for a Rays pitcher to begin a major league career.
- Was the third Rays pitcher to start and win each of his first three major league apps, joining Jake Faria in 2017 and Jeremy Hellickson 2010...this streak ended when he received no decision in his fourth outing, a start on Sep 10 vs. BOS.
- Pitched twice in relief, both times following opener Pete Fairbanks and reliever Ryan Thompson...went 1-0 with a 1.35 ERA (6.2-IP, 1-ER) in 2 apps out of the bullpen.
- On Aug 23 vs. TOR, became the 10th starter in franchise history to win his major league debut...yielded 2 runs in 5 IP in the 5-4 victory...retired 10 of his first 11 BF, with the only exception over that stretch a Teoscar Hernández homer in the 2nd inning...allowed four consecutive 1-out baserunners in the 4th, including a Travis Shaw RBI single, before stranding the bases loaded.
- On Sep 27 vs. PHI, started the regular season finale and did not allow a run in 6 IP...was the first Rays rookie to make a scoreless start of 6 IP (or more) since Brendan McKay's major league debut on June 29, 2019 vs. TEX.
- Ranked by *Baseball America* as the No. 24 prospect in the Rays system following the season...the publication also tabbed him as having the Best Changeup in the organization.
- **POSTSEASON:** Went 0-0 with a 6.35 ERA (5.2-IP, 4-ER) in 2 apps...was not on the roster for the Wild Card Series or Division Series.
- In Game 5 of the ALCS at HOU, replaced opener John Curtiss in the 2nd inning for his postseason debut...both runs allowed came on a 2-run single by Michael Brantley in the 3rd.
- In Game 1 of the World Series at LAD, entered in the 6th inning and allowed a solo homer to Mookie Betts on his first pitch and back-to-back 1-out doubles to Justin Turner and Max Muncy.
- In **2019**, named Most Valuable Player for Double-A Montgomery by the Rays Baseball Operations department.
- Tied for the Southern League lead with 11 wins and ranked 5th with a 3.31 ERA.
- Named to the SL midseason All-Star Team.
- Won Pitcher of the Week honors for July 22-28 after back-to-back 9-inning complete games.
- Earned a mid-August promotion to Durham and combined to go 12-7 with a 3.57 ERA (148.2-IP, 59-ER) between the two levels.
- Won his third start with the Bulls and his 12 total wins tied for 3rd among Rays minor leaguers, one shy of the co-leaders.
- Ranked by *Baseball America* as the No. 29 prospect in the Rays system following the season.
- Split the **2018** season between Class-A Bowling Green and Class-A Charlotte, going 9-4 with a 2.53 ERA (110.1-IP, 31-ER) in 19 apps (17 starts)...tied for 4th among Rays minor leaguers in wins.
- In **2017**, began his professional career with Rookie-level Princeton...recorded the win in his



first professional appearance, going two hitless innings in relief on June 27 at Danville (Braves).

## AMATEUR CAREER

- Selected out of Webster University, becoming the first drafted player in program history... went 8-1 with a 0.68 ERA (92.2-IP; 7-ER) in 13 starts as a junior, leading Division III in ERA and WHIP (0.71)...missed most of his sophomore season with a sprained UCL in his left elbow.
- Was the first player in Webster University and league (SLIAC) history to play in the majors.

## CAREER HIGHS

### LONGEST OUTING

7.0, 6/4/21 at TEX

### LONGEST RELIEF OUTING

6.0, 5/23/21 at TOR

### STRIKEOUTS

7, 7/30/21 vs. BOS

### WALKS

6, 8/11/21 at BOS

### HR ALLOWED

2, 5x-last 10/5/22 at BOS

### RUNS ALLOWED

10, 8/11/21 at BOS

### HITS ALLOWED

11, 8/11/21 at BOS

### WIN STREAK

5G, 8/23/20 - 9/27/20

### LOSING STREAK

4G, 4/26/22 - Current

## CAREER PITCHING

YEAR	CLUB	W	L	ERA	G	GS	CG	SHO	SV	IP	H	R	ER	HR	HB	BB-I	SO	WP	BK
2017	Princeton	1	2	5.40	12	9	0	0	0	35.0	42	23	21	5	0	7-0	26	1	0
2018	Bowling Green	6	1	1.20	10	10	0	0	0	60.0	41	9	8	1	0	10-0	42	2	0
	Charlotte	3	3	4.11	9	7	1	0	0	50.1	51	25	23	4	0	9-1	38	4	0
2019	Montgomery	11	4	3.31	21	17	3	1	0	127.2	127	57	47	9	3	19-0	92	0	0
	Durham	1	3	5.14	4	3	0	0	0	21.0	24	13	12	6	1	8-1	16	0	0
2020	Tampa Bay	5	0	2.78	7	5	0	0	0	32.1	28	10	10	5	1	7-0	25	0	0
2021	Tampa Bay	10	8	5.09	26	11	0	0	1	104.1	110	60	59	11	3	31-5	65	0	0
	Durham	1	0	0.90	7	0	0	0	1	10.0	7	1	1	0	0	1-0	12	0	0
2022	Tampa Bay	2	5	6.43	10	3	0	0	0	35.0	54	36	25	5	1	12-1	29	0	0
	Durham	9	2	3.06	15	10	0	0	0	64.2	73	23	22	4	2	14-0	46	2	0
<b>Minor League Totals</b>		<b>32</b>	<b>15</b>	<b>3.27</b>	<b>78</b>	<b>56</b>	<b>4</b>	<b>1</b>	<b>1</b>	<b>368.2</b>	<b>365</b>	<b>151</b>	<b>134</b>	<b>29</b>	<b>6</b>	<b>68-2</b>	<b>272</b>	<b>9</b>	<b>0</b>
<b>Major League Totals</b>		<b>17</b>	<b>13</b>	<b>4.93</b>	<b>43</b>	<b>19</b>	<b>0</b>	<b>0</b>	<b>1</b>	<b>171.2</b>	<b>192</b>	<b>106</b>	<b>94</b>	<b>21</b>	<b>5</b>	<b>50-6</b>	<b>119</b>	<b>0</b>	<b>0</b>

1: Selected by the Tampa Bay Rays in the fifth round of the 2017 Amateur Draft...signed by Matt Alison.

## CAREER FIELDING

YEAR	POSITION	PCT	G	PO	A	E	TC	DP
2020	Pitcher	1.000	7	0	8	0	8	1
2021	Pitcher	1.000	26	10	20	0	30	0
2022	Pitcher	.875	10	4	3	1	8	1
<b>Totals</b>		<b>.978</b>	<b>43</b>	<b>14</b>	<b>31</b>	<b>1</b>	<b>46</b>	<b>2</b>

## POSTSEASON PITCHING

YEAR	SERIES	CLUB	W	L	ERA	G	GS	CG	SHO	SV	IP	H	R	ER	HR	HB	BB-I	SO	WP	BK
2020	ALCS	TB vs. HOU	0	0	6.00	1	0	0	0	0	3.0	3	2	2	0	0	1-0	1	0	0
	WS	TB vs. LAD	0	0	6.75	1	0	0	0	0	2.2	5	2	2	1	0	1-0	2	0	0
2021	ALDS	TB vs. BOS	0	0	0.00	2	0	0	0	0	1.0	3	0	0	0	0	0-0	1	0	0
<b>Postseason Totals</b>			<b>0</b>	<b>0</b>	<b>5.40</b>	<b>4</b>	<b>0</b>	<b>0</b>	<b>0</b>	<b>0</b>	<b>6.2</b>	<b>11</b>	<b>4</b>	<b>4</b>	<b>1</b>	<b>0</b>	<b>2-0</b>	<b>4</b>	<b>0</b>	<b>0</b>

## CAREER BATTING

YEAR	CLUB	AVG	AB	R	H	2B	3B	HR	RBI	SH	SF	HB	BB-I	SO	SB	CS	GDP	OBP	SLG
2021	Tampa Bay	.000	1	0	0	0	0	0	0	0	0	0	0-0	1	0	0	0	.000	.000

## LEFT-RIGHT BREAKDOWN

	2022				CAREER			
	AVG	AB	H	HR	AVG	AB	H	HR
vs. Left	.278	54	15	0	.276	203	56	8
vs. Right	.386	101	39	5	.281	484	136	13



5

SHORTSTOP

# WANDER FRANCO

Wander Samuel Franco Aybar (WAHN-der FRAHN-co)



BATS SWITCH

THROWS RIGHT

HEIGHT 5'10"

WEIGHT 185

OPENING DAY AGE 22

MAJOR LEAGUE SERVICE 1 year, 104 days

BORN 3/1/01 in Baní, DR

RESIDES Baní, DR

CONTRACT STATUS Signed an 11-year contract through 2032 plus one club option, 11/27/21

SIGNING SCOUT Carlos Rodriguez and Daniel Santana (Rays)

ACQUIRED Signed as a free agent, 7/2/17

## X-RAY REPORT

- Wander wears No. 5 "out of respect and tribute" to future Hall of Famer Albert Pujols, who was his favorite player growing up...when the Cardinals visited Tropicana Field in June 2022, Pujols joked that Franco honoring him meant he's been playing for a long time and that it was time to retire...Wander doubled over laughing when told of Albert's self-deprecating response.
- Wander grew up in Baní, the same neighborhood as Guardians All-Star José Ramírez...they first met when Wander was seven and José was 15...in 2018, Ramírez told Jesse Sanchez of MLB.com: "I have him over, we practice, we train together, I'm helping him a lot. He's good. Better than me. He really knows how to play."
- He has two sons, Wander and Sam.
- Wander had the MLB logo tattooed on his neck in February 2021, four months before he made his major league debut...the next winter, he had his debut date tattooed above the logo.
- Wander will play for the Dominican Republic in the 2023 World Baseball Classic.

## 2022 SEASON

- Limited to 83 games (80 starts) due to multiple injuries...was on the injured list from May 31–June 25 (right quadriceps strain) and July 10–Sep 8 (right wrist discomfort)...underwent surgery on July 12 for a right hook of hamate fracture, performed by Dr. Doug Carlan in St. Petersburg.
- Struck out in 9.6 pct. (33 of 344) of his plate appearances, 3rd in the majors behind MIN Luis Arraez (7.1 pct.) and CLE Steven Kwan (9.4 pct.)...struck out in 7.2 pct. (7 of 97) of his plate appearances after returning from his wrist injury.

- Reached base in 18 of his last 19 games of the season, batting .328/.403/.493 (22-for-67) with 6 2B, 1 3B, 1 HR, 7 RBI and 9 BB...hit safely in a career-high 13 consecutive games from Sep 14-27.
- Reached 100 career hits at 21 years, 49 days old and passed Delmon Young (21.267) as the youngest Rays player to do so.
- Made the first Opening Day roster of his career...born March 1, 2001, was the youngest player to make a 2022 Opening Day roster.
- On Opening Day vs. BAL, singled in the 1st, 3rd and 8th innings and finished 3-for-4...at 21 years, 38 days, became the youngest player in franchise history with 3 hits (or more) on Opening Day and the youngest in the majors since CHC Starlin Castro (21.008) in 2011 vs. PIT...became the second shortstop in club history to record 3 hits (or more) on Opening Day, joining Chris Gomez (3) on April 2, 2002 vs. DET.
- Went 6-for-11 in the season-opening series including 3 hits on Opening Day and 3 hits in the series finale...became the third Ray to have a pair of 3-hit efforts within the club's first 3 games of a season, joining Steve Cox (2) in 2001 and Quinton McCracken (2) in 1998...among players age-21 or younger, was the third in AL history with two 3-hit games in his team's first 3 games of a season, joining two Hall of Famers in MIL-AL Paul Molitor in 1978 and DET Ty Cobb in 1908.
- Went 11-for-20 through 5 games including four multi-hit games and three 3-hit games...the 11 hits were the 2nd-most through 5 games of a season in club history behind Quinton McCracken (12) in 1998...among all major leaguers age-21 or younger, the 11 hits tied for 2nd through 5 games since Baseball Reference data is available (1901) behind CLE Joe Vosmik (12) in 1931.





- ◆ Became the first Rays player with at least five multi-hit efforts within the first 8 games of a season since Evan Longoria (5) in 2009.
- ◆ On April 19 at CHC, hit a 2-run homer in the 3rd inning, doubled in the 5th and singled in the 9th...at 21 years, 49 days, became the youngest player to homer at Wrigley Field since WSH Juan Soto (20.302) on Aug 23, 2019 and the youngest AL player since interleague play began in 1997...including postseason, was the second AL player age-21 or younger to homer at Wrigley Field, joining PHI Jimmie Foxx in Games 1-2 of the 1929 World Series...according to Stats LLC, became the 10th-youngest player to homer in his first career game at Wrigley Field...was the youngest to do so since Mel Hall on Sep 13, 1981 vs. MTL and the youngest visitor since ATL Bob Horner on Aug 14, 1978.
- ◆ On April 22 vs. BOS, hit solo homers off Michael Wacha in the 1st and 5th innings for his first career multi-HR game...at 21 years, 53 days, became the youngest player in club history with a multi-HR game, passing Delmon Young (21.245) on May 17, 2007 vs. TEX...was the youngest in Tropicana Field history with a multi-HR game, passing TOR Bo Bichette (21.184) on Sep 5, 2019...became the 3rd-youngest in major league history with a multi-HR game against the Red Sox, trailing DET Al Kaline (20.185) on June 22, 1955 at Fenway Park and NYY Mickey Mantle (20.296) on Aug 11, 1952 at Yankee Stadium...was the fifth AL shortstop with a multi-HR game before his 22nd birthday, joining SEA Alex Rodriguez (3), HOU Carlos Correa (3), TOR Bo Bichette (2) and BOS Hal Janvrin (1).
- ◆ On May 11 at OAK, appeared in the 100th game of his major league career...his 73 runs were the most in Rays history through 100 games, 119 hits ranked 2nd behind Rocco Baldelli (124) and 27 2B tied for 2nd behind Jorge Cantú (31).
- ◆ On May 30 at TEX, suffered a right quadriceps strain after rounding first base on a 1-out single in the 9th inning and was lifted for a pinch-runner and placed on the 10-day IL the next day.
- ◆ On Sep 9 at NYY, reinstated from the 10-day IL (right hook of hamate fracture) after missing 51 games...doubled on the first pitch he saw in the 1st inning and came around to score the game's first run...hit a 2-run double in the 4th and singled in the 6th, tying his season high with 3 hits.
- ◆ On Sep 22 vs. TOR, hit a RBI single in the 2nd inning and 2-run double in the 4th...the 3 RBI matched his career high from his major league debut on June 22, 2021 vs. BOS.

- ◆ On Oct 3 at BOS, homered in the 1st inning and tripled in the 9th, becoming the first Ray to homer and triple in a game since Joey Wendle on Sep 11, 2021 at DET...the homer was his first since July 2 at TOR (G1), going 30 games and 106 AB in between...at 21 years, 216 days, was the youngest player in the majors to homer and triple in a game at Fenway Park since BOS Dwight Evans (20.322) on Sep 20, 1972 vs. BAL (G2).
- ◆ **POSTSEASON:** Started both games of the AL Wild Card Series at CLE at shortstop and went 1-for-9 with a Game 2 single in the 14th inning.

“  
He’s Ozzie Smith with the glove, Barry Bonds with the bat. I don’t know. He’s unbelievable. He’s ridiculous.  
”

**FORMER RED SOX SHORTSTOP XANDER BOGAERTS**  
| MLB.com |

## CAREER HIGHLIGHTS

- ◆ In 2021, the 20-year-old was selected from Triple-A Durham on June 22 and remained in the majors for the rest of the season...missed 12 games in September (right hamstring tightness).
- ◆ Finished 3rd in the AL Rookie of the Year race behind teammate Randy Arozarena and HOU Luis Garcia...received two first-place votes.
- ◆ From July 25-Sep 29, his 43-game on-base streak tied CIN Frank Robinson in 1956 for the longest in major league history among players age 20 or younger, and passed NYY Mickey Mantle (36) in 1951-52 for the longest in AL history...regardless of age, his streak was 3rd-longest among rookies in AL history behind SEA Alvin Davis (47) in 1984 and NYY Charlie Keller (44) in 1939...had 55 hits and 48 swings-and-misses during the streak.
- ◆ His on-base streak was a Rays rookie record, passing Rocco Baldelli (24) from March 31-April 27, 2003...it was the longest in the modern era (since 1900) for a rookie shortstop, passing CHW Chico Carrasquel (37) in 1950, according to the Elias Sports Bureau...his streak was the longest for a single season in club history and 2nd-longest overall behind Tommy Pham (48) in 2018-19.
- ◆ Hit .314/.372/.500 (69-for-220) with 16 2B, 3 3B, 5 HR and 32 RBI in 55 games (all starts) after the All-Star break...led AL rookies in the 2nd half with 45 runs, 69 hits, 5 3B and a .314 avg.
- ◆ Finished the season with 24 2B and 37 SO, but struck out just three times in his final 97 PA.



- Became the first major leaguer born in 2001, and thus the first major leaguer born in the 21st century... he was born on March 1, 2001—one month and one day before Albert Pujols made his major league debut; one year, six months and five days before Kevin Cash's major league debut; and 11 months and two days before Tom Brady's first Super Bowl win.
- At 20 years, 113 days, became the 2nd-youngest player in Rays history at the time of his debut behind 19-year-old B.J. Upton in 2004.
- On June 22 vs. BOS, made his major league debut and went 2-for-4 with 1 2B, 1 HR, 3 RBI and 1 BB...he became the seventh Ray to homer in his major league debut, joining Yoshi Tsutsugo on July 24, 2020 vs. TOR, Willy Adames in 2018, Brandon Guyer in 2011, Elijah Dukes in 2007, Delmon Young in 2006 and Brent Abernathy in 2001...he was the first Ray with a game-tying homer in his major league debut, and his 3 RBI were a club record for a major league debut.
- Became the 8th-youngest player since Baseball Reference data is available (1901) to homer in his first career game and the youngest since TEX Jurickson Profar (the only other switch-hitter on the list) at 19 years, 195 days in 2012...the others: CHC Starlin Castro in 2010, FLA Miguel Cabrera in 2003, KC Clint Hurdle in 1977, DET Denny McLain in 1963, CIN Ted Tappe in 1950 and NYG Whitey Lockman in 1945.
- According to ESPN Stats & Info, was the youngest third baseman in major league history to homer in his major league debut, passing ATL Bob Horner (20.314) on June 16, 1978 vs. PIT.
- Was the youngest player to make his major league debut batting in the leadoff or No. 2 spot of a starting lineup since ATL Andruw Jones (19.114) on Aug 15, 1996 at PHI, and youngest infielder to do so since SD Roberto Alomar (20.077) on April 22, 1988 vs. HOU...was the youngest to make his major league debut against the Red Sox as an infielder since SEA Alex Rodriguez (18.346) started at shortstop on July 8, 1994.
- On July 5 vs. CLE, hit a game-tying single in the 9th inning off Emmanuel Clase...it came on a 99.8 mph cutter, the highest velocity to result in a game-tying hit by the Rays in the 9th inning (or later) since Evan Longoria's RBI single on a 100.2 mph pitch off Justin Verlander on April 11, 2012 at DET (9th inning).
- On Aug 12 at BOS, hit a go-ahead, 2-run homer to end an 11-pitch at-bat in the 6th inning...at 20 years, 164 days, became the youngest player in franchise history to homer at Fenway Park, passing Rocco Baldelli (21.357) on Sep 17, 2003.
- On Sep 6 at BOS, went 4-for-6 and helped the Rays erase a 7-1 deficit in a 11-10 win...at 20 years, 189 days, became the youngest player with a 4-hit game at Fenway Park since Tony Conigliaro (20.101) on April 18, 1965 vs. BAL and the 4th-youngest visiting player all-time, a list that includes NYY Lou Gehrig (20.101) on Sep 28, 1923.
- Hit .315 (51-for-162) with 11 2B, 6 3B, 7 HR, 35 RBI and 5 SB in 39 games for Durham...at the time of his call up, his 24 XBH tied for 1st in Triple-A East and his 35 RBI tied for 2nd, while he ranked 1st in triples and 2nd in hits.
- **POSTSEASON:** Hit .368 (7-for-19) with 2 HR and 4 RBI in 4 games...homered in Games 3-4 of the ALDS at BOS to become the youngest player with multiple homers in a single postseason since FLA Miguel Cabrera in 2003.
- Became the fifth player to homer in back-to-back postseason games at age-20 (or younger), joining BOS Rafael Devers in 2017, FLA Miguel Cabrera in 2003, ATL Andruw Jones in 1996 and NYY Mickey Mantle in 1952.
- At 20 years, 220 days in Game 1, became the 2nd-youngest player with an RBI in his first postseason game behind BAL Manny Machado (20.091) in the 2012 AL Wild Card Game at TEX...became the youngest player in major league history with multiple hits in his postseason debut.
- On Nov 27, signed an 11-year contract through the 2032 season, including a club option for 2033...the pact is worth up to \$223 million if the club option is exercised and incentives are reached...the contract represents the largest commitment to a player in the history of the franchise and the largest in major league history for a player with less than a year of service time.
- With 104 days of service time, became the fifth player with less than a year the Rays have signed to a long-term extension, following Brandon Lowe (2019), Chris Archer (2014), Matt Moore (2011) and Evan Longoria (2008).
- In 2020, was part of the Rays 60-man player pool and spent the summer at the alternate training site in Port Charlotte.
- Shut down after 5 games for the Leones del Escogido in the Dominican Winter League with shoulder soreness and biceps inflammation.
- For a second straight year, ranked by *Baseball America* and MLB.com as the No. 1 overall prospect in the minors following the season...became the fourth player to rank as *Baseball America*'s top prospect in consecutive years, joining Bryce Harper (2011-12), Joe Mauer (2004-05) and Andruw Jones (1996-97)...the publication also tabbed him as the Best Hitter for Average and



Best Strike-Zone Discipline in the organization for a third consecutive year.

- ◆ **POSTSEASON:** Was on the Rays 40-man player pool for the postseason but was not active.
- ◆ In **2019**, named Minor League Player of the Year by the Rays Baseball Operations department, batting .327/.398/.487 (139-for-425) with 27 2B, 7 3B, 9 HR and 53 RBI in 114 games between Class-A Bowling Green and Class-A Charlotte.
- ◆ Led Rays minor leaguers with 82 runs and tied for 1st in hits.
- ◆ Named to the Midwest League midseason All-Star Team and earned postseason honors in both the MWL and Florida State League.
- ◆ Played in the Futures Game in July at Progressive Field, batting leadoff for the AL team.
- ◆ At the time of his June 25 promotion to Charlotte, ranked among MWL leaders in avg. (.318, 2nd), on-base pct. (.390, 4th), extra-base hits (27, tied for 4th) and slugging pct. (.506, 6th).
- ◆ From his Stone Crabs debut through season's end, led the FSL with a .339 avg. and .408 OBP, ranked 2nd with 40 runs and 3rd with a .464 SLG.
- ◆ Became the fifth shortstop to earn the No. 1 overall prospect ranking from *Baseball America*, joining Corey Seager (2016), Jurickson Profar (2013), Alex Rodriguez (1995) and Chipper Jones (1993)...the publication also tabbed him as the Best Batting Prospect, Best Strike-Zone Discipline and Most Exciting Player in the MWL in its Best Tools survey...was the youngest player to land atop MLB.com's prospect rankings since they began in 2004.
- ◆ Named the Appalachian League Player of the Year in **2018**...named Most Valuable Player for Rookie-level Princeton by the Rays Baseball Operations department.
- ◆ Named to the Appalachian League postseason All-Star Team after leading the league with 85 hits, 57 RBI (tied) and 142 total bases...tied for 2nd with 28 XBH, ranked 3rd with a .587 SLG and 4th with a .351 avg., which was 2nd among Rays minor leaguers.
- ◆ Hit for the cycle on July 14, recorded a 25-game hitting streak from June 23–July 25 and a 53-game on-base streak from June 23–Aug 24.
- ◆ Named the Rays Minor League Hitter of the Month for both July and August.
- ◆ Named *Baseball America*'s Breakout Prospect of the Year and to its Minor League All-Star Team.
- ◆ Ranked by *Baseball America* as the No. 4 overall prospect in the minors following the season.

## AMATEUR CAREER

- ◆ Ranked as the top international prospect eligible to sign in 2017 by *Baseball America* and MLB.com...is the nephew of former major league infielders Willy Aybar and Erick Aybar...has two older brothers, both also named Wander...his father, also named Wander, was a professional player in the White Sox system.

### CAREER HIGHS

HITS	RUNS
4, 9/6/21 at BOS	3, 3x-last 7/5/22 at BOS
HITTING STREAK	WALKS
13G, 9/14/22 - 9/27/22	3, 7/5/22 at BOS
HOME RUNS	STRIKEOUTS
2, 4/22/22 vs. BOS	4, 7/9/21 vs. TOR
RBI	STOLEN BASES
3, 2x-last 9/22/22 vs. TOR	2, 9/29/22 at CLE

### HOME RUN HIGHLIGHTS

#### MULTI-HR GAMES (1)

2 - 4/22/22 vs. BOS



## CAREER BATTING

YEAR	CLUB	AVG	G	AB	R	H	2B	3B	HR	RBI	SH	SF	HB	BB-I	SO	SB	CS	GDP	OBP	SLG
2018	Princeton	.351	61	242	46	85	10	7	11	57	0	2	2	27-1	19	4	3	5	.418	.587
2019	Bowling Green	.318	62	233	42	74	16	5	6	29	0	7	2	30-1	20	14	9	2	.390	.506
	Charlotte	.339	52	192	40	65	11	2	3	24	0	5	0	26-2	15	4	5	4	.408	.464
2020														Did Not Play						
2021	Durham	.313	40	163	31	51	11	6	7	35	0	1	2	14-0	21	5	4	1	.372	.583
	Tampa Bay	.288	70	281	53	81	18	5	7	39	0	1	2	24-0	37	2	1	2	.347	.463
2022	Tampa Bay	.277	83	314	46	87	20	3	6	33	0	4	0	26-1	33	8	0	5	.328	.417
	FCL Rays	.429	2	7	1	3	1	1	0	1	0	0	0	0-0	2	0	1	0	.429	.857
	Durham	.429	7	21	3	9	2	0	0	2	0	0	0	4-0	3	0	1	1	.520	.524
<b>Minor League Totals</b>		<b>.334</b>	<b>224</b>	<b>858</b>	<b>163</b>	<b>287</b>	<b>51</b>	<b>21</b>	<b>27</b>	<b>148</b>	<b>0</b>	<b>15</b>	<b>6</b>	<b>101-4</b>	<b>80</b>	<b>27</b>	<b>23</b>	<b>13</b>	<b>.402</b>	<b>.537</b>
<b>Major League Totals</b>		<b>.282</b>	<b>153</b>	<b>595</b>	<b>99</b>	<b>168</b>	<b>38</b>	<b>8</b>	<b>13</b>	<b>72</b>	<b>0</b>	<b>5</b>	<b>2</b>	<b>50-1</b>	<b>70</b>	<b>10</b>	<b>1</b>	<b>7</b>	<b>.337</b>	<b>.439</b>

1: Signed by the Tampa Bay Rays as a free agent, July 2, 2017...signed by Carlos Rodriguez and Daniel Santana.

## CAREER FIELDING

YEAR	POSITION	PCT	G	PO	A	E	TC	DP
2021	Shortstop	.977	63	69	141	5	215	28
	Third Base	.810	8	5	12	4	21	1
	Second Base	1.000	1	2	4	0	6	0
2022	Shortstop	.980	72	67	174	5	246	26
<b>Totals Shortstop</b>		<b>.978</b>	<b>135</b>	<b>136</b>	<b>315</b>	<b>10</b>	<b>461</b>	<b>54</b>
<b>Third Base</b>		<b>.810</b>	<b>8</b>	<b>5</b>	<b>12</b>	<b>4</b>	<b>21</b>	<b>1</b>
<b>Second Base</b>		<b>1.000</b>	<b>1</b>	<b>2</b>	<b>4</b>	<b>0</b>	<b>6</b>	<b>0</b>

## POSTSEASON BATTING

YEAR	SERIES	CLUB	AVG	G	AB	R	H	2B	3B	HR	RBI	SH	SF	HB	BB-I	SO	SB	CS	GDP	OBP	SLG
2021	ALDS	TB vs. BOS	.368	4	19	5	7	2	0	2	4	0	0	0	0	3	0	0	0	.368	.789
2022	ALWC	TB vs. CLE	.111	2	9	0	1	0	0	0	0	0	0	0	1-0	2	0	0	0	.200	.111
<b>Postseason Totals</b>			<b>.286</b>	<b>6</b>	<b>28</b>	<b>5</b>	<b>8</b>	<b>2</b>	<b>0</b>	<b>2</b>	<b>4</b>	<b>0</b>	<b>0</b>	<b>0</b>	<b>1-0</b>	<b>5</b>	<b>0</b>	<b>0</b>	<b>0</b>	<b>.310</b>	<b>.571</b>

## LEFT-RIGHT BREAKDOWN

	2022					CAREER				
	AVG	AB	H	HR	RBI	AVG	AB	H	HR	RBI
vs. Left	.304	69	21	2	9	.335	167	56	6	25
vs. Right	.269	245	66	4	24	.262	428	112	7	47



20

RIGHT-HANDED PITCHER

# TYLER GLASNOW

**Tyler Allen Glasnow** (GLASS-now)



BATS **LEFT**

THROWS **RIGHT**

HEIGHT **6'8"**

WEIGHT **225**

OPENING DAY AGE **29**

MAJOR LEAGUE SERVICE **5 years, 158 days**

BORN **8/23/93 in Newhall, CA**

RESIDES **Newhall, CA**

CONTRACT STATUS **Signed a two-year contract extension through 2024, 8/26/22**

SIGNING SCOUT **Rick Allen (Pirates)**

ACQUIRED **From the Pittsburgh Pirates along with OF Austin Meadows and a player to be named (RH Shane Baz) in exchange for RH Chris Archer, 7/31/18**

## X-RAY REPORT

- Tyler kept himself occupied while recovering from Tommy John surgery by joining a boat club, attending boating classes and obtaining a boating license...he cited boredom as the worst part of injury recovery and wanted to do something else besides watch TV...he spends some weekends boating on Anna Maria Island.
- On road trips to New York, Tyler likes to spend afternoons playing chess at Washington Square Park...he considers himself a decent player, but prefers to go against people who are better than him so he can learn more and improve.
- ESPN's Jeff Passan reported in 2020 that Tyler would look at photos of Martin Shkreli to make himself angry before starts...Shkreli made news in 2015 when his company, Turing Pharmaceuticals, was found price-gouging medication...he was later sentenced to seven years in prison for securities fraud in 2017... Tyler has since found new ways to motivate himself but still holds Shkreli in low regard.
- He is a huge fan of gangster rap/trap music...he has "No Juice" tattooed on the inside of his lip—a nod to rapper Boosie that he got as an inside joke with former Pirates roommate Rodarrick Jones.
- He is a bit of an adrenaline junkie with experiences such as a 55-foot cliff jump in Hawaii and bungee jumping in Thailand under his belt.
- Tyler grew 11 inches between his freshman and senior years in high school and separated a growth plate in his right shoulder in the process...he was not in his high school rotation until midway through his junior season.

- His mother, Donna, was a gymnast at Cal State Fullerton, then coached Cal State Northridge to a Division II national championship in 1982.
- Graduated from William S. Hart (Calif) High School, which produced former Rays pitcher James Shields, though Tyler has never met him... Trevor Bauer, Mike Montgomery, Pat Valaika and Bob Walk also graduated from there.

## 2022 SEASON

- Reinstated on Sep 28 and made 2 starts to end the regular season, returning from Tommy John surgery...began throwing from the bullpen on July 23 and progressed to live batting practice on Aug 20...began a rehab assignment with Triple-A Durham on Sep 7 and made 4 starts for the Bulls, allowing 1 run in 7 IP with 14 SO.
- Underwent arthroscopic surgery on March 18 to remove loose bodies from his right ankle, performed by Dr. Aaron Mates in Tampa.
- On Aug 26, signed a two-year extension through the 2024 season, replacing his final year of arbitration eligibility and first year of free agency.
- On Sep 28 at CLE, returned from Tommy John surgery and made his first start since June 14, 2021 at CHW, going 471 days in between... threw 50 pitches (32 strikes) in 3 IP and his only hits allowed were a solo homer and single to start the 3rd inning...threw first-pitch strikes to 81.2 pct. (9 of 11) of batters faced and reached 99 mph four times, including a maximum velocity of 99.4 mph against Josh Naylor in the 2nd.
- On Oct 3 at BOS, made his second start and recorded 7 SO in 3.2 scoreless innings...the 7 SO were the most by a Ray in a start of 3.2 IP (or fewer) since Glasnow (7) went 3 IP on Sep 21,



2019 vs. BOS...replaced after 3.2 IP when the potential third out of the 4th inning reached on a strikeout/wild pitch to extend the frame.

- ◆ **POSTSEASON:** Started Game 2 of the AL Wild Card Series at CLE...yielded 2 hits (both singles) in five scoreless innings of a game that remained scoreless until the bottom of the 15th inning.
- ◆ Underwent arthroscopic surgery on Nov 30 to remove loose bodies from his left knee, performed by Dr. Koco Eaton in St. Petersburg.

“  
As much as the talent, there’s the person—Tyler’s a Ray. He’s fit in well here. He’s everything that we value in a person and a competitor, the right mix of freakish athleticism and freakish goofiness and craziness. So just a real delight to be around, the kind of person we appreciate having in our clubhouse.  
”

PRESIDENT, BASEBALL OPERATIONS ERIK NEANDER  
| MLB.com |

## CAREER HIGHLIGHTS

- ◆ Since making his Rays debut on Aug 1, 2018, is 17-9 with a 3.05 ERA (268.1-IP, 91-ER) and 364 SO in 50 starts...min. 250 IP, since being acquired by the Rays, he ranks 3rd in the AL in strikeout rate (34.4 pct.), 3rd in opp avg. (.190), 4th in WHIP (1.00) and 8th in ERA...has a 7.9 pct. walk rate since the trade, compared to 10.3 pct. before it.
- ◆ In **2021**, underwent Tommy John surgery on Aug 4, performed by Dr. Keith Meister in Arlington.
- ◆ Left his June 14 start at CHW after 4 IP due to injury, ending his season...at the time of his injury, ranked 2nd in the majors with 123 SO behind CLE Shane Bieber (130) and ranked 6th in the AL with a 2.66 ERA.
- ◆ Limited batters to a .083 avg. (7-for-84) in at-bats ending with his curveball...led the majors at the time of his injury with 58 SO on the curveball despite using the pitch only 13.7 pct. of the time.
- ◆ His breaking pitches combined for 143 swings-and-misses, 3rd in the majors at the time of his injury behind CLE Shane Bieber (191) and LAD Clayton Kershaw (174).

- ◆ Had double-digit strikeouts in all six home starts, totaling 66 SO in 43.2 IP at Tropicana Field... became the sixth pitcher in the Wild Card era (since 1995) with 10 SO (or more) in six straight home starts, joining MIN Johan Santana (8) in 2004, HOU Gerrit Cole (6) in 2019, WSH Max Scherzer (6) in 2018, HOU/ARI Randy Johnson (6) in 1998-99 and PHI Curt Schilling (6) in 1997.
- ◆ Had double-digit strikeouts and allowed 5 hits (or fewer) in his first five home starts...according to Stats LLC, the only other pitcher in the modern era (since 1900) to do that in five consecutive home starts at any point in a single season was MIN Johan Santana (6) in 2004.
- ◆ Became the first pitcher to start multiple 1-0 wins within the first 10 games of a season since NYM Tom Seaver in 1971.
- ◆ Was the first Rays pitcher to go 5 IP (or more) and allow 1 run (or fewer) in each of his first 4 starts of a season...that stretch extended his unbeaten streak to 12 starts, going 7-0 over that span.
- ◆ Went 3-1 with a 1.67 ERA (37.2-IP, 7-ER) and 56 SO in 6 starts during April...according to the Elias Sports Bureau, it marked the 3rd-lowest ERA for a traditional Rays starter in his first 6 starts behind Chris Archer (1.64) in 2015 and Scott Kazmir (1.22) in 2008...ranked among AL leaders in April in ERA (3rd), strikeouts (3rd), opp avg. (.144, 1st), WHIP (0.80, 2nd), swings-and-misses (102, 3rd) and fWAR (1.7, 2nd).
- ◆ His 56 SO in April were the most in club history, passing Chris Archer (43) in April 2016...they were 2nd for any calendar month in Rays history behind Chris Archer (58) in May 2017.
- ◆ Made his fifth straight Opening Day roster.
- ◆ On April 1 at MIA, took no decision in his first career Opening Day start and his only baserunner allowed in 6 IP was a 1st-inning infield single to Jesús Aguilar that left the bat at 76.1 mph...delivered the second scoreless outing for an Opening Day starter in franchise history, following Steve Trachsel (7 IP) on April 3, 2000 at MIN...retired his last 16 BF, passing Dewon Brazelton (10) on April 4, 2005 vs. TOR for the longest streak of batters retired by a Rays pitcher on Opening Day, according to the Elias Sports Bureau...reached 100.6 mph in the 1st inning against Adam Duvall, the hardest-thrown pitch on Opening Day across all games in 2021.
- ◆ Became the second pitcher in major league history to allow 1 baserunner (or fewer) in an Opening Day start of 6 IP (or more)...joined DET Jordan Zimmermann (7 IP) in 2019 at TOR.



- ◆ On April 12 vs. TEX, went 7.2 IP and recorded a career-high 14 SO...marked the most by a Ray since Chris Archer (15) on June 2, 2015 at LAA.
- ◆ On April 23 vs. TOR, struck out his first 2 BF in the 1st inning and last 2 BF of the frame... in between, allowed a single, RBI double, walk, 3-run homer and single before his third strike-out reached first base on a wild pitch...became the third Rays pitcher to record 4 SO in an inning, joining Alex Cobb on May 10, 2013 vs. SD (3rd inning) and Jeremy Hellickson on Aug 25, 2011 vs. DET (3rd inning)...according to the Elias Sports Bureau, became the second pitcher in major league history to strike out four batters and allow 4 runs in the same inning, joining PHI Doc White on July 21, 1902 at Brooklyn.
- ◆ On May 8 at OAK, suffered his first road loss since Sep 22, 2018 at TOR...snapped a streak of nine consecutive winning decisions, the longest road streak all-time by a Rays starter.
- ◆ In **2020**, led the team with 57.1 IP and 91 SO and tied for 2nd with 5 wins behind Pete Fairbanks (6)...went 5-0 with a 3.00 ERA (42-IP, 14-ER) in his last 7 starts beginning on Aug 19...this stretch lowered his season ERA from 7.04 to 4.08.
- ◆ His 91 SO were 4th in the AL behind CLE Shane Bieber (122), CHW Lucas Giolito (97) and NYY Gerrit Cole (94)...min. 50 IP, his 14.28 SO/9 IP ratio led the majors and was the 2nd-highest in club history behind Brad Boxberger (14.47) in 2014.
- ◆ According to the Elias Sports Bureau, his 81 SO through his first 50 IP of the season were the 2nd-most by a starting pitcher in major league history behind CLE Shane Bieber (82) in 2020.
- ◆ Limited batters to a .120 avg. (10-for-83) in at-bats ending with the curveball, 5th in the majors (min. 25 AB)...recorded 48 SO on a swing-and-miss against his curveball, most in the majors... totaled 58 SO with the pitch, 2nd in the majors behind HOU Framber Valdez (60).
- ◆ On Aug 31 at NYY, went six scoreless innings and his first hit allowed was an infield single to DJ LeMahieu with 1 out in the 6th inning.
- ◆ **POSTSEASON:** Went 2-3 with a 6.28 ERA (28.2-IP, 20-ER) in 6 starts...the Rays won his first 3 starts and lost the last three...yielded 9 HR, a major league record for a single postseason...the previous mark was 8 HR by HOU Justin Verlander in 2019 and LAD Clayton Kershaw in 2017.
- ◆ In Game 2 of the Wild Card Series vs. TOR, his only runs allowed in 6 IP were a pair of solo homers to Danny Jansen.
- ◆ In Game 2 of the ALDS vs. NYY, recorded a Rays postseason-record 10 SO...allowed a Giancarlo

Stanton solo homer to lead off the 2nd inning and a 3-run homer to Stanton in the 4th.

- ◆ For the second consecutive postseason, started a decisive Game 5 of the ALDS opposite Gerrit Cole...according to Stats LLC, it marked the second time two starting pitchers matched up in two different "winner take all" games...they joined MIL Lew Burdette and NYY Don Larsen, who faced each other in Game 7 of the 1957 World Series and in Game 7 of the 1958 World Series...started on 2 days' rest after throwing 93 pitches in 5 IP of Game 2...became the first pitcher in Rays postseason history to start 2 games on fewer than 4 days' rest in between...faced the Yankees once through the batting order and did not allow a run or hit, but walked two and got 2 outs on 3-0 pitches.
- ◆ Suffered the loss in Game 4 of the ALCS at HOU and Games 1 and 5 of the World Series against the Dodgers...pitched to a 8.22 ERA (15.1-IP, 14-ER) and yielded 5 HR in those 3 starts.
- ◆ In **2019**, was one of the best pitchers in the majors before suffering a right forearm strain in mid-May...at the time of his stint on the injured list, ranked among AL leaders (min. 40 IP) in ERA (1.86, 1st), WHIP (0.91, 2nd), BB/9 IP ratio (1.68, 3rd) and SO/BB ratio (6.11, 3rd).
- ◆ Reinstated from the 60-day IL on Sep 8, with a 1.46 ERA (12.1-IP, 2-ER) in 4 starts after returning.
- ◆ Went 6-0 with a 1.47 ERA (43-IP, 7-ER) and 46 SO through his first 7 starts...according to Stats LLC, was the second AL pitcher since ERA became an official stat in 1913 to go 6-0 (or better) with a sub-1.50 ERA and 45 SO (or more) over his first 7 starts, joining BOS Roger Clemens in 1991.
- ◆ Named AL Pitcher of the Month for April, though the winners were based on stats covering both March and April...joined Matt Moore in 2013 as the only pitchers in club history with 5 wins before the end of April...yielded 1 run in 5 IP in his only start in March, and went 4-0 with a 1.74 ERA (31-IP, 6-ER) in 5 starts in April.
- ◆ On May 10 vs. NYY, was replaced after 5.1 IP with right forearm tightness.
- ◆ **POSTSEASON:** Took the loss in both starts...in his postseason debut in Game 1 of the ALDS at HOU, his only runs allowed in 4.1 IP came on a 2-run homer by Jose Altuve, his last batter faced, to break a scoreless tie...in the decisive Game 5 at HOU, yielded 4 runs on 5 hits in the 1st inning.
- ◆ Underwent a median nerve decompression procedure in his right wrist on Nov 21.
- ◆ Split the **2018** season in the majors between the Pirates and Rays organizations...acquired by the



Rays at the trade deadline in the Chris Archer trade...made 34 relief apps with the Pirates and 11 starts after joining the Rays.

- ◆ At the time of the trade, his 72 SO ranked 3rd among NL relievers behind MIL Josh Hader (99) and COL Adam Ottavino (77), and his 19 relief apps of at least 2 IP were most in the majors.
- ◆ After making his Rays debut on Aug 1, his .208 opp avg. ranked 6th in the AL (min. 50 IP).
- ◆ Received 15 runs of support in his 11 starts, including 2 runs (or fewer) in 9 starts...min. 50 IP, his 2.43 R/9 IP of support was 2nd-lowest in the AL from Aug 1 through the end of the season.
- ◆ Excluding openers, was the first pitcher in franchise history to begin his Rays career with four consecutive starts of 3 hits (or fewer).
- ◆ On Aug 1 vs. LAA, made his Rays debut and his only run allowed was a 1st-inning solo homer into the Rays Touch Tank by Kole Calhoun, his second batter faced...went 3 IP in a no-decision.
- ◆ On Sep 5 at TOR, lasted 0.2 IP, the shortest start of his career...excluding openers and injury-shortened starts, it was the shortest by a Ray since J.P. Howell (0.2 IP) on July 5, 2007 at BOS.
- ◆ On Sep 17 at TEX, recorded his first win with the Rays...went 6 IP and did not allow a hit until Isiah Kiner-Falefa singled with 2 outs in the 5th inning...both hits allowed were infield singles.
- ◆ Began the **2017** season in the majors, his first career Opening Day roster...was with the Pirates for two stints, spending three months with Triple-A Indianapolis in between.
- ◆ On May 2 at CIN, all 3 runs allowed came within his first 3 BF, going 6 IP for his first career win... hit a 2-run single in the 4th inning and worked a bases-loaded walk in the 7th.
- ◆ Optioned to Indianapolis on June 10 and remained there through the series loss to Durham in the International League postseason...from June 15—the date of his first start with Indianapolis—through the end of the season, led all of minor league baseball with 140 SO.
- ◆ Ranked 3rd in the IL in strikeouts, behind Brent Honeywell Jr. (159) and Ryan Yarbrough (152)... the 140 SO were the most by an Indianapolis pitcher since Mark Gardner (175) in 1989.
- ◆ Split the **2016** season between Indianapolis and the Pirates, his first career major league action... also made 2 starts on a rehab assignment with Double-A Altoona...named MLB Pipeline's Minor League Pitcher of the Year, recording a 1.93 ERA and 144 SO in 22 starts...led Pirates minor leaguers in ERA and strikeouts.

- ◆ Led the IL with 113 SO and ranked 3rd with a 1.78 ERA at the time of his first recall.
- ◆ Made his major league debut in a spot start on July 7 at STL, losing a 5-1 decision opposite Adam Wainwright...his line: L, 5.1 IP, 3 H, 4 R/ER, 2 BB, 5 SO, 1 HR...singled off Wainwright in his second at-bat for his first career hit.
- ◆ Recalled a second time to start on July 23 vs. PHI...left in the 4th inning with right shoulder discomfort...placed on the 15-day IL the next day and was optioned following his Aug 28 reinstatement...recalled a third time on Sep 6 and made 5 apps (2 starts) to finish the season.
- ◆ Named an IL midseason All-Star and an Organizational All-Star by MLB.com for a fourth consecutive year.
- ◆ Ranked by *Baseball America* as the No. 23 overall prospect in the minors following the season... was the No. 3 prospect in the Pirates system.
- ◆ In **2015**, led Pirates minor leaguers with 136 SO despite missing a month with a sprained ankle sustained while sliding into second base.
- ◆ Promoted to Indianapolis on Aug 1...allowed 1 ER (or fewer) in seven of his 8 starts there...also made 2 starts in the IL postseason.
- ◆ Ranked by *Baseball America* as the No. 14 overall prospect in the minors following the season... was the No. 1 prospect in the Pirates system.
- ◆ In **2014**, named MLB Pipeline's Minor League Pitcher of the Year and the Pirates Minor League Pitcher of the Year for a second consecutive year...led the minors with a .174 opp avg., ranked 3rd with a 1.74 ERA and tied for 8th with 157 SO.
- ◆ Spent the entire season with Class-A Bradenton...named the Florida State League Pitcher of the Year and a postseason All-Star... led the FSL in ERA, ranked 2nd in strikeouts and tied for 3rd with 12 wins.
- ◆ Made his season debut on April 25 and from that point forward led the minors in strikeouts.
- ◆ His scoreless streak of 26.2 IP from May 22-June 24 established a Marauders record.
- ◆ Made 7 starts for the Scottsdale Scorpions in the Arizona Fall League.
- ◆ Ranked by *Baseball America* as the No. 16 overall prospect in the minors following the season... was the No. 1 prospect in the Pirates system and No. 1 prospect in the FSL...the publication also tabbed him as having the Best Fastball in the organization for a second consecutive year.
- ◆ Spent the **2013** season with Class-A West Virginia...named the South Atlantic League Pitcher of the Year and the Pirates Minor League





Pitcher of the Year...his 164 SO led the league and were the most by a Pirates minor leaguer since Tom Gorzelanny (167) in 2004.

- Named to the South Atlantic League midseason and postseason All-Star teams.
- Ranked by *Baseball America* as the No. 46 overall prospect in the minors following the season... was the No. 3 prospect in the Pirates system.

## AMATEUR CAREER

- Named Conference Pitcher of the Year as a senior at William S. Hart (Calif.) High School, going 8-2 with a 1.25 ERA (67-IP, 12-ER) and 99 SO...committed to the University of Portland before signing with the Pirates.

## CAREER HIGHS

### LONGEST OUTING

8.0, 2x-last 5/26/21 vs. KC

### LONGEST RELIEF OUTING

3.2, 2x-last 4/19/18 at PHI

### STRIKEOUTS

14, 4/12/21 vs. TEX

### WALKS

6, 9/13/17 at MIL

### HR ALLOWED

3, 6/3/17 at NYM

### RUNS ALLOWED

7, 3x-last 9/5/18 at TOR

### HITS ALLOWED

10, 6/9/17 vs. MIA

### WIN STREAK

7G, 8/25/20 - 4/17/21

### LOSS STREAK

5G, 2x-last 6/22/18 - 9/11/18

## CAREER PITCHING

YEAR	CLUB	W	L	ERA	G	GS	CG	SHO	SV	IP	H	R	ER	HR	HB	BB-I	SO	WP	BK
2012	GCL Pirates	0	3	2.10	11	10	0	0	0	34.1	19	15	8	3	2	16-0	40	4	0
	State College	0	0	0.00	1	1	0	0	0	4.0	4	2	0	0	0	1-0	4	1	0
2013	West Virginia	9	3	2.18	24	24	0	0	0	111.1	54	35	27	9	9	61-0	164	11	1
2014	Bradenton	12	5	1.74	23	23	0	0	0	124.1	74	29	24	3	3	57-0	157	5	2
2015	Altoona	5	3	2.43	12	12	0	0	0	63.0	41	22	17	2	0	19-0	82	4	0
	West Virginia	0	1	3.38	2	2	0	0	0	5.1	3	4	2	0	1	2-0	6	0	0
	Indianapolis	2	1	2.20	8	8	0	0	0	41.0	33	16	10	1	1	22-0	48	2	0
2016	Indianapolis	8	3	1.87	20	20	0	0	0	110.2	65	23	23	4	0	62-0	133	6	0
	Pittsburgh	0	2	4.24	7	4	0	0	0	23.1	22	13	11	2	3	13-0	24	2	1
	Altoona	0	0	3.00	2	2	0	0	0	6.0	4	2	2	1	0	6-0	11	0	0
2017	Pittsburgh	2	7	7.69	15	13	0	0	0	62.0	81	61	53	13	2	44-2	56	3	0
	Indianapolis	9	2	1.93	15	15	0	0	0	93.1	57	21	20	6	1	32-0	140	9	0
2018	Pittsburgh	1	2	4.34	34	0	0	0	0	56.0	47	28	27	5	1	34-2	72	1	1
	Tampa Bay	1	5	4.20	11	11	0	0	0	55.2	42	27	26	10	3	19-1	64	5	1
2019	Tampa Bay	6	1	1.78	12	12	0	0	0	60.2	40	13	12	4	0	14-0	76	2	0
	Durham	0	0	0.00	2	2	0	0	0	2.1	2	0	0	0	0	3-0	3	0	0
2020	Tampa Bay	5	1	4.08	11	11	0	0	0	57.1	43	26	26	11	0	22-0	91	7	0
2021	Tampa Bay	5	2	2.66	14	14	0	0	0	88.0	55	26	26	10	0	27-0	123	8	0
2022	Durham	0	0	1.29	4	4	0	0	0	7.0	1	1	1	0	0	4-0	14	0	0
	Tampa Bay	0	0	1.35	2	2	0	0	0	6.2	4	1	1	1	0	2-0	10	1	0
<b>Minor League Totals</b>		<b>45</b>	<b>21</b>	<b>2.00</b>	<b>124</b>	<b>123</b>	<b>0</b>	<b>0</b>	<b>0</b>	<b>602.2</b>	<b>357</b>	<b>170</b>	<b>134</b>	<b>29</b>	<b>17</b>	<b>285-0</b>	<b>802</b>	<b>42</b>	<b>3</b>
<b>Major League Totals</b>		<b>20</b>	<b>20</b>	<b>4.00</b>	<b>106</b>	<b>67</b>	<b>0</b>	<b>0</b>	<b>0</b>	<b>409.2</b>	<b>334</b>	<b>195</b>	<b>182</b>	<b>56</b>	<b>9</b>	<b>175-5</b>	<b>516</b>	<b>35</b>	<b>3</b>

1: Selected by the Pittsburgh Pirates in the fifth round of the 2011 Amateur Draft...signed by Rick Allen. 2: Acquired by the Tampa Bay Rays from Pittsburgh along with OF Austin Meadows and a player to be named (RH Shane Baz) in exchange for RH Chris Archer, July 31, 2018.



## CAREER FIELDING

YEAR	POSITION	PCT	G	PO	A	E	TC	DP
2016	Pitcher	.667	7	0	2	1	3	1
2017	Pitcher	.917	15	4	7	1	12	0
2018	Pitcher	.955	45	10	11	1	22	1
2019	Pitcher	1.000	12	1	5	0	6	0
2020	Pitcher	1.000	11	4	5	0	9	0
2021	Pitcher	1.000	14	6	3	0	9	0
2022	Pitcher	-	2	0	0	0	0	0
<b>Totals</b>		<b>.951</b>	<b>106</b>	<b>25</b>	<b>33</b>	<b>3</b>	<b>61</b>	<b>2</b>

## POSTSEASON PITCHING

YEAR	SERIES	CLUB	W	L	ERA	G	GS	CG	SHO	SV	IP	H	R	ER	HR	HB	BB-I	SO	WP	BK
2019	ALDS	TB vs. HOU	0	2	7.71	2	2	0	0	0	7.0	9	6	6	1	0	3-0	8	0	0
2020	ALWC	TB vs. TOR	1	0	3.00	1	1	0	0	0	6.0	6	2	2	2	0	1-0	8	2	0
	ALDS	TB vs. NYY	1	0	4.91	2	2	0	0	0	7.1	3	4	4	2	0	5-0	12	0	0
	ALCS	TB vs. HOU	0	1	6.00	1	1	0	0	0	6.0	8	4	4	2	0	2-0	5	0	0
	WS	TB vs. LAD	0	2	9.64	2	2	0	0	0	9.1	9	10	10	3	0	9-0	15	4	0
2022	ALWC	TB vs. CLE	0	0	0.00	1	1	0	0	0	5.0	2	0	0	0	0	0-0	5	0	0
<b>Postseason Totals</b>			<b>2</b>	<b>5</b>	<b>5.75</b>	<b>9</b>	<b>9</b>	<b>0</b>	<b>0</b>	<b>0</b>	<b>40.2</b>	<b>37</b>	<b>26</b>	<b>26</b>	<b>10</b>	<b>0</b>	<b>20-0</b>	<b>53</b>	<b>6</b>	<b>0</b>

## CAREER BATTING

YEAR	CLUB	AVG	AB	R	H	2B	3B	HR	RBI	SH	SF	HB	BB-I	SO	SB	CS	GDP	OBP	SLG
2016	Pittsburgh	.143	7	0	1	0	0	0	0	0	0	0	0-0	4	0	0	0	.143	.143
2017	Pittsburgh	.294	17	1	5	0	0	0	3	1	0	1	4-0	7	0	0	0	.455	.294
2018	Pittsburgh	.000	3	0	0	0	0	0	0	0	0	0	0-0	3	0	0	0	.000	.000
2019	Tampa Bay	.000	2	0	0	0	0	0	0	0	0	0	0-0	1	0	0	0	.000	.000
2021	Tampa Bay	.000	2	0	0	0	0	0	0	0	0	0	0-0	2	0	0	0	.000	.000
<b>Major League Totals</b>		<b>.194</b>	<b>31</b>	<b>1</b>	<b>6</b>	<b>0</b>	<b>0</b>	<b>0</b>	<b>3</b>	<b>1</b>	<b>0</b>	<b>1</b>	<b>4-0</b>	<b>17</b>	<b>0</b>	<b>0</b>	<b>0</b>	<b>.304</b>	<b>.194</b>

## LEFT-RIGHT BREAKDOWN

	2022				CAREER			
	AVG	AB	H	HR	AVG	AB	H	HR
vs. Left	.214	14	3	0	.215	731	157	21
vs. Right	.100	10	1	1	.225	788	177	35



28

INFIELDER / OUTFIELDER

## GREG JONES

Gregory Jones

BATS SWITCH

THROWS RIGHT

HEIGHT 6'2"

WEIGHT 190

OPENING DAY AGE 25

MAJOR LEAGUE SERVICE None

BORN 3/7/98 in Cary, NC

RESIDES Raleigh, NC

CONTRACT STATUS Signed through 2023

SIGNING SCOUT Joe Hastings (Rays)

ACQUIRED Selected in the first round (22nd overall) of the 2019 Amateur Draft

## X-RAY REPORT

- Greg began playing organized baseball as a 6-year-old, donning a No. 22 Devil Rays jersey for his team out of west Raleigh...years later, he was selected by the Rays as the No. 22 overall pick in the 2019 Amateur Draft...he did not have a favorite team growing up but attended his first major league game in 2004 when his family visited relatives in Florida and his father, Greg Jones Sr., took him to a Devil Rays game against the Yankees at a sold out Tropicana Field.
- He worked on his left-side swing with former Cary High School coach Clay Council, who threw to Josh Hamilton in the 2008 Home Run Derby.

## 2022 SEASON

- Spent the entire season with Double-A Montgomery...limited to 79 games, missing time from June 2-13 (concussion) and Sep 3 through the end of the season (right hamstring strain).
- Ranked 3rd among Rays minor leaguers with 37 SB behind Mason Auer (48) and Shane Sasaki (47)...was 5th in the Southern League in steals.
- Ranked by *Baseball America* as the No. 19 prospect in the Rays system following the season...the publication also tabbed him as the Fastest Baserunner in the organization and in the Southern League in its Best Tools survey.

## CAREER HIGHLIGHTS

- In 2021, hit .270/.366/.482 (74-for-274) with 14 HR and 40 RBI in 72 games between Class-A Bowling Green and Montgomery.
- Named Minor League Baserunner of the Year by the Rays Baseball Operations department...was successful on 94.4 pct. (34 of 36) of stolen base attempts between the two levels.

- Ranked 2nd among Rays minor leaguers and tied for 3rd in High-A East in stolen bases.
- Named to the Rays Organizational All-Star Team by MLB.com.
- Did not play in the Arizona Fall League due to quad injury.
- Ranked by *Baseball America* as the No. 6 prospect in the Rays system following the season...the publication also tabbed him as the Best Baserunner and Fastest Baserunner in High-A East in its Best Tools survey.
- In 2020, was added to the Rays 60-man player pool on Sep 1 and spent time at the alternate training site in Port Charlotte...missed most of the Instructional League with a knee injury.
- Ranked by *Baseball America* as the No. 14 prospect in the Rays system following the season...the publication also tabbed him as the Best Athlete in the organization for a second consecutive year.
- In 2019, named Most Valuable Player for Short-A Hudson Valley by the Rays Baseball Operations department.
- Ranked among New York-Penn League leaders in on-base pct. (.413, 2nd), avg. (.335, 3rd), runs (39, tied for 5th), stolen bases (19, tied for 6th), slugging pct. (.461, 7th) and hits (64, 9th)...his .335 avg. led Rays minor leaguers (min. 150 AB).
- Earned NYPL midseason All-Star honors.
- Ranked by *Baseball America* as the No. 12 prospect in the Rays system following the season.

## AMATEUR CAREER

- Was the highest draft selection ever out of UNC Wilmington, where he hit .341/.491/.543 (76-for-223) with 5 HR, 36 RBI and 42 SB in 63 games (62 starts) as a sophomore...ranked 5th among



Division I players and led the Colonial Athletic Association in steals...led the conference in on-base pct., triples, runs (70) and walks (55) and ranked 2nd in avg. and hits...his 9 3B and 42 SB both tied single-season program records.

- ◆ Ranked by *Baseball America* as having the Best Speed among college players in the 2019 Amateur Draft.

- ◆ Previously selected by the Orioles in the 17th round of the 2017 Amateur Draft out of Cary (N.C.) High School.

## CAREER BATTING

YEAR	CLUB	AVG	G	AB	R	H	2B	3B	HR	RBI	SH	SF	HB	BB-I	SO	SB	CS	GDP	OBP	SLG
2019	Hudson Valley	.335	48	191	39	64	13	4	1	24	0	1	4	22-0	56	19	8	0	.413	.461
2020		Did Not Play																		
2021	Bowling Green	.291	56	220	48	64	7	3	13	38	0	1	7	29-0	75	27	2	0	.389	.527
	Montgomery	.185	16	54	8	10	1	1	1	2	0	0	2	4-0	21	7	0	0	.267	.296
2022	Montgomery	.238	79	319	54	76	19	3	8	40	0	1	11	27-0	128	37	5	5	.318	.392
<b>Minor League Totals</b>		<b>.273</b>	<b>199</b>	<b>784</b>	<b>149</b>	<b>214</b>	<b>40</b>	<b>11</b>	<b>23</b>	<b>104</b>	<b>0</b>	<b>3</b>	<b>24</b>	<b>82-0</b>	<b>280</b>	<b>90</b>	<b>15</b>	<b>5</b>	<b>.358</b>	<b>.440</b>

1: Selected by the Tampa Bay Rays in the first round (22nd overall) of the 2019 Amateur Draft...signed by Joe Hastings.

### DID YOU KNOW?

## 2023 TROPICANA FIELD GROUND RULES

### BULLPEN AREA

- ◆ Ball lodging on, under or in the bullpen seating area: out of play. A ball is deemed to be lodged when it goes in or behind equipment or seating or, in the umpire's judgment, is deemed otherwise unplayable.
- ◆ Ball enters the bullpen seating area and rebounds out of the seating area: in play.

### CATWALKS, LIGHTS AND SUSPENDED OBJECTS

- ◆ Batted ball strikes catwalk, light or suspended object over fair territory:
  - Batted ball that strikes either of the lower two catwalks, lights or suspended objects in fair territory: home run.
  - Batted ball that is not judged a home run and remains on a catwalk, light or suspended object: two bases.
  - Batted ball that is not judged a home run and strikes a catwalk, light or suspended object in fair territory shall be judged fair or foul in relation to where it strikes the ground or is touched by a fielder. If caught by fielder, batter is out and runners advance at own risk.
- ◆ Batted ball strikes catwalk, light or suspended object over foul territory: dead ball.



44

RIGHT-HANDED PITCHER

# TREVOR KELLEY

Trevor Michael Kelley



BATS <b>RIGHT</b>	THROWS <b>RIGHT</b>	HEIGHT <b>6'2"</b>	WEIGHT <b>225</b>
OPENING DAY AGE <b>30</b>		MAJOR LEAGUE SERVICE <b>168 days</b>	
BORN <b>10/20/92 in Providence, RI</b>		RESIDES <b>Wilmington, NC</b>	
CONTRACT STATUS <b>Signed through 2023</b>		SIGNING SCOUT <b>Todd Gold (Red Sox)</b>	
ACQUIRED <b>Signed as a free agent, 1/19/23</b>			

## X-RAY REPORT

- ◆ Trevor was born alongside his twin brother, Jonathan, on Oct 20, 1992...his birthdate is incorrectly listed on Wikipedia and numerous baseball sites as a year later in 1993, which is the date of a Blue Jays 15-14 win over the Phillies in the highest-scoring game in World Series history.
- ◆ He is a North Carolina native and played football, basketball and baseball at Ashley High School in Wilmington...upon graduating he stayed close to home and attended the University of North Carolina, majoring in exercise sports science and sports administration.
- ◆ Trevor and his wife, Jamie, have two kids, Kinsley and Kyler...his grandfather, Larry Scharver, was a semi-professional bowler.
- ◆ In his free time, Trevor enjoys fishing and hunting...he will also be located minutes away from one of his favorite attractions, the beach.

## 2022 SEASON

- ◆ Split the season between Triple-A Nashville and the Brewers...made 18 apps over five stints in the majors: May 17-19, May 23-June 27, July 1, Aug 17-23 and Sep 10-18...had a 3.60 ERA (15-IP, 6-ER) in his final 10 apps spanning four stints.
- ◆ On May 18 vs. ATL, recorded his first career win in his Brewers debut...pitched the 11th inning and allowed the automatic runner to score before the Brewers won on a walk-off homer...became the first reliever to win his Brewers debut since Ariel Peña on Sep 5, 2015 at CIN (G2).
- ◆ Made 34 apps for Nashville and ranked 4th among Brewers minor leaguers with 9 saves...struck out 30.0 pct. (42 of 140) of batters faced.
- ◆ Designated for assignment on Jan 4, 2023 as the Brewers cleared a roster spot for Bryse Wilson.

## CAREER HIGHLIGHTS

- ◆ In **2021**, made 37 apps for Triple-A Gwinnett after signing on April 28...spent spring training with the Cubs but did not appear in a Cactus League game and was released on April 23.
- ◆ In **2020**, made the Phillies Opening Day roster, the first of his career...was on the active roster from Opening Day-Aug 10, making 4 apps...designated for assignment on Aug 11 and out-righted to the alternate training site on Aug 14.
- ◆ In **2019**, made 10 apps over two stints with the Red Sox, his first career major league action.
- ◆ Selected from Triple-A Pawtucket on July 2 and made his major league debut that night at Rogers Centre...pitched the 9th inning of a 10-6 win, allowing a 2-run double to Vladimir Guerrero Jr. and sacrifice fly to Lourdes Gurriel Jr. ...marked the only app of his first stint in the majors.
- ◆ Recalled a second time on Sep 4 and remained in the majors through the end of the season.
- ◆ Named to the International League midseason and postseason All-Star teams...had a 0.96 ERA (37.2-IP, 4-ER) in 28 apps before his selection.
- ◆ Tied Durham's Hoby Milner for the IL lead with 12 saves, which ranked 2nd among Red Sox minor leaguers...led the IL with 52 apps.
- ◆ Named a Triple-A All-Star by *Baseball America*.
- ◆ Recognized as the Lou Gorman Award winner, given annually to a Red Sox minor league player who has demonstrated dedication and perseverance in overcoming obstacles while working his way to the major league team.
- ◆ Claimed off waivers by the Phillies on Dec 2.
- ◆ In **2018**, went 2-3 with a 2.88 ERA (56.1-IP, 18-ER) in 41 apps between Double-A Portland and Pawtucket...had a 1.76 ERA (30.2-IP, 6-ER) in 19 apps from July 1 through season's end.



- ◆ In **2017**, began the season with Class-A Salem and made the Carolina League midseason All-Star Team...promoted to Portland on July 4.
- ◆ Went 2-1 with a 2.36 ERA (61-IP, 16-ER) in 38 apps between the two levels...did not allow a homer in 26 straight apps from May 19–Sep 1.

- ◆ In **2016**, earned a Sep 5 promotion from Class-A Greenville to Class-A Salem...began his professional career in **2015**, going 1-3 with a 3.60 ERA (25-IP, 10-ER) in 18 apps between the GCL Red Sox and Short-A Lowell...selected by the Red Sox in the 36th round of the 2015 Amateur Draft.

## CAREER PITCHING

YEAR	CLUB	W	L	ERA	G	GS	CG	SHO	SV	IP	H	R	ER	HR	HB	BB-I	SO	WP	BK
2015	GCL Red Sox	0	0	1.29	6	0	0	0	3	7.0	5	1	1	0	0	2-0	8	0	0
	Lowell	1	3	4.50	12	0	0	0	1	18.0	20	9	9	1	3	8-3	20	3	0
2016	Greenville	1	3	1.93	21	0	0	0	3	37.1	34	9	8	2	1	5-1	40	0	1
	Salem	0	0	0.00	1	0	0	0	0	2.0	0	0	0	0	0	0-0	3	0	0
2017	Salem	1	0	1.34	22	0	0	0	7	33.2	23	5	5	1	0	8-0	32	2	0
	Portland	1	1	3.62	16	0	0	0	0	27.1	28	12	11	1	2	7-0	17	1	0
2018	Portland	1	2	3.82	28	0	0	0	5	33.0	31	17	14	1	1	13-0	25	3	0
	Pawtucket	1	1	1.54	13	0	0	0	1	23.1	21	6	4	1	0	9-1	20	3	0
2019	Pawtucket	5	5	1.79	52	0	0	0	12	65.1	51	18	13	8	6	21-3	63	4	0
	<b>Boston</b>	<b>0</b>	<b>3</b>	<b>8.64</b>	<b>10</b>	<b>0</b>	<b>0</b>	<b>0</b>	<b>0</b>	<b>8.1</b>	<b>9</b>	<b>8</b>	<b>8</b>	<b>2</b>	<b>0</b>	<b>5-0</b>	<b>6</b>	<b>2</b>	<b>0</b>
2020	<b>Philadelphia</b>	<b>0</b>	<b>0</b>	<b>10.80</b>	<b>4</b>	<b>0</b>	<b>0</b>	<b>0</b>	<b>0</b>	<b>3.1</b>	<b>8</b>	<b>4</b>	<b>4</b>	<b>2</b>	<b>0</b>	<b>1-0</b>	<b>5</b>	<b>1</b>	<b>0</b>
2021	Gwinnett	3	4	1.52	37	0	0	0	2	41.1	27	10	7	2	0	18-1	46	0	0
2022	Nashville	3	3	2.36	34	0	0	0	9	34.1	29	11	9	2	0	10-0	42	1	1
	<b>Milwaukee</b>	<b>1</b>	<b>0</b>	<b>6.08</b>	<b>18</b>	<b>0</b>	<b>0</b>	<b>0</b>	<b>0</b>	<b>23.2</b>	<b>25</b>	<b>17</b>	<b>16</b>	<b>7</b>	<b>2</b>	<b>9-0</b>	<b>23</b>	<b>0</b>	<b>0</b>
<b>Minor League Totals</b>		<b>17</b>	<b>22</b>	<b>2.26</b>	<b>242</b>	<b>0</b>	<b>0</b>	<b>0</b>	<b>43</b>	<b>322.2</b>	<b>269</b>	<b>98</b>	<b>81</b>	<b>19</b>	<b>13</b>	<b>101-9</b>	<b>316</b>	<b>17</b>	<b>2</b>
<b>Major League Totals</b>		<b>1</b>	<b>3</b>	<b>7.13</b>	<b>32</b>	<b>0</b>	<b>0</b>	<b>0</b>	<b>0</b>	<b>35.1</b>	<b>42</b>	<b>29</b>	<b>28</b>	<b>11</b>	<b>2</b>	<b>15-0</b>	<b>34</b>	<b>3</b>	<b>0</b>

1: Selected by the Boston Red Sox in the 36th round of the 2015 Amateur Draft...signed by Todd Gold. 2: Claimed by the Philadelphia Phillies off waivers from Boston, December 2, 2019. 3: Signed by the Chicago Cubs as a free agent, December 14, 2020. 4: Signed by the Atlanta Braves as a free agent, April 28, 2021. 5: Signed by the Milwaukee Brewers as a free agent, November 18, 2021. 6: Signed by the Tampa Bay Rays as a free agent, January 19, 2023.

## CAREER FIELDING

YEAR	POSITION	PCT	G	PO	A	E	TC	DP
2019	Pitcher	1.000	10	0	1	0	1	0
2020	Pitcher	-	4	0	0	0	0	0
2022	Pitcher	1.000	18	0	2	0	2	0
<b>Totals</b>		<b>1.000</b>	<b>32</b>	<b>0</b>	<b>3</b>	<b>0</b>	<b>3</b>	<b>0</b>

## LEFT-RIGHT BREAKDOWN

	2022				CAREER			
	AVG	AB	H	HR	AVG	AB	H	HR
vs. Left	.257	35	9	4	.269	52	14	6
vs. Right	.262	61	16	3	.301	93	28	5



49

RIGHT-HANDED PITCHER

## KEVIN KELLY

Kevin Clayton Kelly

BATS **RIGHT**THROWS **RIGHT**HEIGHT **6'2"**WEIGHT **195**OPENING DAY AGE **25**MAJOR LEAGUE SERVICE **None**BORN **11/28/97** in **Springfield, VA**RESIDES **Springfield, VA**CONTRACT STATUS **Signed through 2023**SIGNING SCOUT **Bob Mayer (Cleveland)**ACQUIRED **From the Colorado Rockies in exchange for cash considerations, 12/7/22**

## X-RAY REPORT

- ◆ His mother, Terri, studied computer science and taught Kevin basic programming concepts at a young age...he attended James Madison University to play baseball and study computer science...as part of a group project, he created his own web application to improve the NCAA statistics website...after beginning his professional career with Cleveland, he returned to James Madison and graduated in December 2019.
- ◆ Kevin experimented with a sidearm delivery when he was younger while throwing with his father, Mark...his dad encouraged him to show the lower arm angle in a game.
- ◆ Kelly played forward for the varsity soccer team at Paul VI Catholic (Va.) High School.

## 2022 SEASON

- ◆ Made 48 apps (1 start) in the minors in his last season in the Guardians organization...tied for 1st among Guardians minor leaguers in apps.
- ◆ Went 5-2 with a 2.04 ERA (57.1-IP, 13-ER) and 75 SO between Double-A Akron and Triple-A Columbus, earning a May 30 promotion.
- ◆ Yielded 1 HR against 251 BF between the two levels...held righties to a .157 avg. (23-for-147), while lefties hit .275 (19-for-69) against him.
- ◆ Struck out 28.9 pct. (43 of 149) of batters faced at the Triple-A level...according to *Baseball America*, had a 62.2 pct. ground ball rate after his promotion to Columbus.
- ◆ Selected by the Rockies with the No. 8 pick in the major league phase of the Rule 5 Draft and traded to the Rays for cash considerations.
- ◆ Ranked by *Baseball America* as the No. 27 prospect in the Rays system following the season.

## CAREER HIGHLIGHTS

- ◆ Spent the entire **2021** season with Class-A Lake County...tied for 2nd among Cleveland farmhands with 40 apps and ranked 3rd with 7 saves.
- ◆ In **2020**, was not part of the Cleveland 60-man player pool and did not play following the cancellation of the minor league season.
- ◆ In **2019**, began his professional career in the Arizona League...went 1-0 with a 2.08 ERA (17.1-IP, 4-ER) in 14 apps between two affiliates.

## AMATEUR CAREER

- ◆ Selected by Cleveland in the 19th round of the 2019 Amateur Draft out of James Madison University...was 15-13 with a 3.37 ERA (189.2-IP, 71-ER) in 54 apps (26 starts) over three seasons.
- ◆ Anchored the James Madison pitching staff as a junior, leading the team with 94 SO while going 7-7 with a 3.26 ERA (88.1-IP, 32-ER) in 15 starts.
- ◆ Following his sophomore season, had a league-best 1.25 ERA (36-IP, 5-ER) in 13 apps (2 starts) for the Orleans Firebirds in the Cape Cod League.



## CAREER PITCHING

YEAR	CLUB	W	L	ERA	G	GS	CG	SHO	SV	IP	H	R	ER	HR	HB	BB-I	SO	WP	BK
2019	AZL Cleveland Blue	1	0	2.70	11	0	0	0	0	13.1	14	7	4	1	0	2-0	19	0	0
	AZL Cleveland Red	0	0	0.00	3	0	0	0	2	4.0	4	0	0	0	0	0-0	6	0	0
2020		Did Not Pitch																	
2021	Lake County	5	5	4.66	40	0	0	0	7	56.0	56	33	29	7	1	8-1	81	1	0
2022	Akron	3	2	1.11	16	0	0	0	3	24.1	14	5	3	0	4	9-0	32	3	0
	Columbus	2	0	2.73	32	1	0	0	1	33.0	28	12	10	1	8	13-0	43	2	0
<b>Minor League Totals</b>		<b>11</b>	<b>7</b>	<b>3.17</b>	<b>102</b>	<b>1</b>	<b>0</b>	<b>0</b>	<b>13</b>	<b>130.2</b>	<b>116</b>	<b>57</b>	<b>46</b>	<b>9</b>	<b>13</b>	<b>32-1</b>	<b>181</b>	<b>6</b>	<b>0</b>

1: Selected by Cleveland in the 19th round of the 2019 Amateur Draft...signed by Bob Mayer. 2: Selected by the Colorado Rockies from Cleveland in the major league phase of the Rule 5 Draft, December 7, 2022. 3: Acquired by the Tampa Bay Rays from Colorado in exchange for cash considerations, December 7, 2022.

### DID YOU KNOW?

## 2023 TAMPA BAY RAYS BIRTHDAYS

### JANUARY (1)

17 Colin Poche (1994)

### FEBRUARY (4)

2 Josh Lowe (1998)  
9 Vidal Bruján (1998)  
18 Isaac Paredes (1999)  
28 Randy Arozarena (1995)

### MARCH (4)

1 Wander Franco (2001)  
7 Greg Jones (1998)  
17 Andrew Kittredge (1990)  
20 Taj Bradley (2001)

### APRIL (6)

4 Tomas Francisco (1988)  
8 Zach Efflin (1994)  
11 Jonathan Erlichman (1990)  
23 Garrett Cleavinger (1994)  
24 Brady North (1991)  
28 Shane McClellanahan (1997)

### MAY (2)

18 Josh Fleming (1996)  
23 Jonathan Aranda (1998)

### JUNE (3)

17 Shane Baz (1999)  
17 Dan DeMent (1978)  
26 Ryan Thompson (1992)

### JULY (6)

4 Colby White (1998)  
6 Brandon Lowe (1994)  
10 Jalen Beeks (1993)  
10 Taylor Walls (1996)  
22 Jose Siri (1995)  
27 Drew Rasmussen (1995)

### AUGUST (6)

4 Jason Adam (1991)  
7 Rodney Linares (1976)  
8 Yandy Díaz (1991)  
14 Jorge Moncada (1984)  
23 Tyler Glasnow (1993)  
24 Chris Prieto (1972)

### SEPTEMBER (9)

6 Harold Ramírez (1994)  
9 Kyle Snyder (1977)  
11 Shawn Armstrong (1990)  
13 Osleivis Basabe (2000)  
19 Luke Raley (1994)  
20 Jeffrey Springs (1992)

21 Christian Bethancourt (1991)  
22 Calvin Faucher (1995)  
28 Manuel Margot (1994)

### OCTOBER (6)

15 Chad Mottola (1971)  
18 Brady Williams (1979)  
20 Trevor Kelley (1992)  
26 Curtis Mead (2000)  
26 Luis Patiño (1999)  
27 Francisco Mejía (1995)

### NOVEMBER (2)

2 René Pinto (1996)  
28 Kevin Kelly (1997)

### DECEMBER (4)

6 Kevin Cash (1977)  
11 Rick Knapp (1961)  
16 Pete Fairbanks (1993)  
26 Yonny Chirinos (1993)





36

RIGHT-HANDED PITCHER

# ANDREW KITTREDGE

Andrew Michael Kittredge (KIT-rij)



BATS **RIGHT**

THROWS **RIGHT**

HEIGHT **6'1"**

WEIGHT **225**

OPENING DAY AGE **33**

MAJOR LEAGUE SERVICE **4 years, 70 days**

BORN **3/17/90 in Spokane, WA**

RESIDES **Spokane, WA**

CONTRACT STATUS **Signed through 2023**

SIGNING SCOUT **Joe Ross (Mariners)**

ACQUIRED **From the Seattle Mariners along with 1B/OF Dalton Kelly and RH Dylan Thompson in exchange for INF/OF Taylor Motter and INF/OF Richie Shaffer, 11/18/16**

SEASON-OPENING 60-DAY IL **Recovery from Tommy John surgery**

## X-RAY REPORT

- On the first day of the 2021 All-Star break, he was having dinner with his family at the Rainforest Cafe at Disney when he received a call from Kevin Cash that he was being added to the AL roster to replace an inactive pitcher.
- He and his wife, Tobey, have a son, Brooks... he received the call that his wife was in labor while on his way to the airport to be recalled to the big leagues...from there he altered plans and traveled eight hours on two flights from Durham to Seattle to arrive in time for his birth.
- Andrew implemented a weighted-ball program with Driveline Baseball near Seattle ahead of the 2019 season in order to build arm muscle... he believes it led to increased velocity and arm strength...now living in Spokane, he maintains the program himself with his own garage wall he built to use for weighted ball drills.
- While in the Australian Baseball League during the 2012-13 offseason, he and a few teammates were leaving the stadium at night and found a huntsman spider on the trunk of his car...the species has legs spanning five inches on average.

## 2022 SEASON

- Underwent Tommy John surgery on June 22, performed by Dr. Keith Meister in Arlington, Texas...during the surgery, Meister reconstructed the UCL with an internal brace augmentation and removed multiple loose bodies.
- Pitched twice after returning from a May 19-June 4 stint on the 15-day IL (low back tightness) before returning to the injured list on June 8... transferred to the 60-day IL on June 11.

- Pitched to a 5.87 ERA (7.2-IP, 5-ER) in his final 7 apps, yielding 10 hits and 3 HR over that span to increase his season ERA from 1.46 to 3.15... all three blown saves came in these 7 apps.
- Made his fourth Opening Day roster, all with the Rays, following 2018, 2020 and 2021.
- Became the third pitcher in franchise history to record a win and save within the team's first 2 games of a season, joining Fernando Rodney in 2012 and Rafael Soriano in 2010.
- On May 16 vs. DET, allowed a go-ahead, solo homer to Harold Castro in the 9th inning...was his third homer allowed in his last 5 apps, with two game-tying homers and one go-ahead shot.

## CAREER HIGHLIGHTS

- Enjoyed a breakout **2021** season including a spot on the AL All-Star Team, a year after his season ended after 8 apps with a right UCL sprain.
- Among pitchers with as many innings, his 1.88 ERA led the AL and ranked 3rd in the majors behind NYM Jacob deGrom (1.08) and PHI Ranger Suárez (1.36)...in Rays history, the only pitcher with as many innings and as low an ERA was Fernando Rodney (0.60) in 2012.
- His 9 wins tied for 3rd on the club and tied for 3rd among AL relievers behind NYY Chad Green (10) and SEA Paul Sewald (10)...ranked 2nd on the team with 8 saves behind Diego Castillo (14)... had 6 saves in his last 13 apps, compared to 2 saves in his first 44 apps of the season.
- Was used four times as an opener and the Rays went 3-1 in those games...pitched in the 1st, 2nd, 3rd, 4th, 5th, 6th, 7th, 8th, 9th, 10th and 11th.



- ◆ Reinstated on Sep 28 from a minimum stint on the 10-day IL due to neck tightness.
- ◆ On June 1 at NYY, took his first loss since April 5, 2018 at BOS, going 9-0 in between...pitched a scoreless 10th inning, with a Gary Sánchez strikeout to leave the bases loaded...retired his first 2 BF in the 11th before allowing a 2-run homer to Clint Frazier, the second time in his career he allowed a walk-off hit.
- ◆ On Sep 10 at DET, inherited the bases loaded with 1 out in the 7th inning and surrendered a grand slam to Jonathan Schoop, his first batter faced...marked the first grand slam allowed in his career and the first blown save of his career.
- ◆ On Sep 17 vs. DET, pitched a perfect 10th inning to strand the automatic runner...the third out was a strikeout of Jonathan Schoop, who hit a grand slam off him exactly one week prior...got the win after a Brett Phillips walk-off homer.
- ◆ **ALL-STAR GAME:** Added less than 24 hours prior to the game as a replacement for an inactive pitcher, his first career selection...pitched a perfect 7th inning with three groundouts.
- ◆ Became the second player in franchise history to enter spring training as a non-roster invite and make the All-Star Team, joining Evan Longoria in his rookie season (2008)...became the eighth Rays reliever to make the All-Star Team and first since Alex Colomé in 2016.
- ◆ Only two Rays pitchers made their first All-Star Team at an older age: Fernando Rodney (35) in 2012 and Rolando Arjojo (32) in 1998.
- ◆ **POSTSEASON:** Pitched in Games 3-4 of the ALDS at BOS, both scoreless apps spanning 3.1 IP...in Game 3 at BOS, inherited 2-on, 2-out and got a J.D. Martinez strikeout to end the 3rd inning...retired all 6 BF in Game 4 at BOS.
- ◆ In 2020, placed on the 45-day IL (right UCL sprain) on Aug 12, ending his season.
- ◆ On Aug 10 at BOS, entered with 1 out in the 9th inning and allowed a single to J.D. Martinez, then got a flyout and strikeout for his first career save...the next night, made his first start of the season but was replaced due to injury after 2 BF.
- ◆ In 2019, selected from Durham on June 18 and remained in the Rays bullpen through the end of the season...made 30 apps out of the bullpen and was used seven times as an opener.
- ◆ Went 2-1 with a 1.93 ERA (37.1-IP, 8-ER) and 55 SO in 27 apps (1 start) for the Bulls, including a 0.34 ERA (26.1-IP, 1-ER) and 42 SO in 20 apps beginning April 26 until his selection.
- ◆ In 2018, made 33 apps (3 starts) over five stints with the Rays, including his first career Opening Day roster.
- ◆ On April 25 at BAL, his first career win came out of the bullpen after retiring both batters faced.
- ◆ Was with the Rays for four stints in 2017, his first career major league action: July 17-23, July 26-27, Aug 23 and Sep 3 through season's end.
- ◆ On July 18 at OAK, made his major league debut (0.2-IP, 1-H, 0-R/ER) and struck out Jaycob Brugman, his first batter faced.
- ◆ Made 41 apps (2 starts) with Durham and was named to the International League midseason All-Star Team.
- ◆ Split the 2016 season between Double-A Jackson and Triple-A Tacoma...combined for a 3.50 ERA (72-IP, 28-ER) in 37 apps (5 starts).
- ◆ Had two stints with both clubs, but was with Tacoma from July 1 through season's end.
- ◆ Made 2 apps for the Peoria Javelinas in the Arizona Fall League and 6 apps for the Aguilas Cibaenas in the Dominican Winter League.
- ◆ Acquired by the Rays from the Mariners in a five-player trade on Nov 18.
- ◆ In 2015, had four stints with Tacoma and three stints with Jackson...only made 1 app in April due to a left oblique muscle strain...combined for a 4.32 ERA (75-IP, 36-ER) in 36 apps (3 starts).
- ◆ In 2014, his 12.19 SO/9 IP ratio with Class-A High Desert ranked 2nd among California League relievers...combined for 117 SO in 89.2 IP across three levels, which tied for 4th among Mariners minor leaguers.
- ◆ On July 1 at Rancho Cucamonga (Dodgers), recorded 5 SO in the 8th inning, the first full-season minor leaguer to do that since 2011.
- ◆ In 2013, pitched for Jackson, Tacoma and High Desert and combined for a career-high 6.39 ERA (62-IP, 44-ER) between the three levels.
- ◆ In 2012, totaled 25 apps between three levels in his first full professional season.
- ◆ Made 22 apps for the Adelaide Bite in the Australian Baseball League.

## AMATEUR CAREER

- ◆ Signed by the Mariners as a non-drafted free agent out of the University of Washington...previously selected by the Mariners in the 45th round of the 2008 Amateur Draft out of Ferris (Wash.) High School, but did not sign.



## CAREER HIGHS

### LONGEST OUTING

3.1, 3/31/18 vs. BOS

### LONGEST RELIEF OUTING

3.0, 8/18/19 vs. DET

### STRIKEOUTS

7, 7/27/19 at TOR

### WALKS

2, 8x-last 7/31/21 vs. BOS

### HR ALLOWED

2, 2x-last 6/25/21 vs. LAA

### RUNS ALLOWED

6, 5/13/18 at BAL

### HITS ALLOWED

6, 5/13/18 at BAL

### WIN STREAK

9G, 4/25/18 - 5/22/21

### LOSS STREAK

3G, 7/27/17 - 4/5/18

## CAREER PITCHING

YEAR	CLUB	W	L	ERA	G	GS	CG	SHO	SV	IP	H	R	ER	HR	HB	BB-I	SO	WP	BK
2011	Everett	0	0	4.50	1	0	0	0	0	2.0	3	1	1	0	0	1-0	2	0	0
2012	Clinton	1	0	0.84	5	0	0	0	1	10.2	8	1	1	1	0	1-0	16	1	1
	Jackson	0	0	1.80	4	0	0	0	0	5.0	5	3	1	1	0	4-0	2	0	0
	High Desert	2	1	5.81	16	0	0	0	0	26.1	32	17	17	4	1	9-0	25	2	0
2013	Jackson	1	3	6.23	17	0	0	0	0	21.2	39	16	15	0	1	12-2	27	0	0
	Tacoma	0	0	7.27	10	1	0	0	0	17.1	24	14	14	3	0	9-0	8	2	0
	High Desert	0	2	5.87	14	0	0	0	1	23.0	28	17	15	6	2	3-0	23	1	0
2014	High Desert	6	1	4.35	42	0	0	0	8	82.2	91	47	40	11	2	25-1	112	7	0
	Jackson	0	0	6.75	3	0	0	0	0	4.0	6	4	3	0	0	6-0	3	1	0
	Everett	1	0	0.00	1	0	0	0	0	3.0	1	0	0	0	0	0-0	2	1	0
2015	Tacoma	0	1	5.31	21	2	0	0	0	42.1	46	25	25	5	1	18-0	29	3	0
	Jackson	2	1	3.03	15	1	0	0	0	32.2	29	12	11	1	0	11-0	31	0	0
2016	Jackson	1	1	3.44	14	4	0	0	0	34.0	37	17	13	0	1	10-0	37	2	3
	Tacoma	2	2	3.55	23	1	0	0	7	38.0	39	18	15	5	0	9-0	47	0	0
2017	Durham	6	1	1.45	41	2	0	0	2	68.1	49	14	11	2	0	16-1	78	4	0
	Tampa Bay	0	1	1.76	15	0	0	0	0	15.1	13	4	3	2	0	6-1	14	1	0
2018	Tampa Bay	3	2	7.75	33	3	0	0	0	38.1	54	34	33	7	1	17-5	30	1	0
	Durham	6	0	2.74	21	1	0	0	2	46.0	41	17	14	3	1	12-0	58	3	0
2019	Durham	2	1	1.93	27	1	0	0	6	37.1	24	9	8	3	2	6-1	55	1	0
	Tampa Bay	1	0	4.17	37	7	0	0	0	49.2	51	25	23	7	2	12-0	58	2	0
2020	Tampa Bay	0	0	2.25	8	1	0	0	1	8.0	8	2	2	0	0	2-0	3	0	0
2021	Tampa Bay	9	3	1.88	57	4	0	0	8	71.2	55	21	15	7	3	15-5	77	5	0
2022	Tampa Bay	3	1	3.15	17	0	0	0	5	20.0	15	7	7	4	0	2-0	14	0	0
	Durham	0	0	0.00	1	0	0	0	0	1.0	1	0	0	0	0	0-0	1	0	0
<b>Minor League Totals</b>		<b>30</b>	<b>14</b>	<b>3.71</b>	<b>276</b>	<b>13</b>	<b>0</b>	<b>0</b>	<b>27</b>	<b>495.1</b>	<b>502</b>	<b>232</b>	<b>204</b>	<b>45</b>	<b>11</b>	<b>152-5</b>	<b>556</b>	<b>28</b>	<b>4</b>
<b>Major League Totals</b>		<b>16</b>	<b>7</b>	<b>3.68</b>	<b>167</b>	<b>15</b>	<b>0</b>	<b>0</b>	<b>14</b>	<b>203.0</b>	<b>196</b>	<b>93</b>	<b>83</b>	<b>27</b>	<b>6</b>	<b>54-11</b>	<b>196</b>	<b>9</b>	<b>0</b>

1: Signed by the Seattle Mariners as a non-drafted free agent, August 21, 2011...signed by Joe Ross. 2: Acquired by the Tampa Bay Rays along with 1B Dalton Kelly and RH Dylan Thompson from Seattle in exchange for INF/OF Richie Shaffer and INF/OF Taylor Motter, November 18, 2016.

## CAREER FIELDING

YEAR	POSITION	PCT	G	PO	A	E	TC	DP
2017	Pitcher	1.000	15	1	1	0	2	0
2018	Pitcher	1.000	33	0	2	0	2	0
2019	Pitcher	1.000	37	4	4	0	8	0
2020	Pitcher	1.000	8	0	2	0	2	0
2021	Pitcher	.833	57	3	2	1	6	0
2022	Pitcher	1.000	17	0	2	0	2	0
<b>Totals</b>		<b>.955</b>	<b>167</b>	<b>8</b>	<b>13</b>	<b>1</b>	<b>22</b>	<b>0</b>



## ALL-STAR GAME PITCHING

YEAR	CLUB	W	L	ERA	G	GS	CG	SHO	SV	IP	H	R	ER	HR	HB	BB-I	SO	WP	BK
2021	AL, Colorado	0	0	0.00	1	0	0	0	0	1.0	0	0	0	0	0	0-0	0	0	0

## POSTSEASON PITCHING

YEAR	SERIES	CLUB	W	L	ERA	G	GS	CG	SHO	SV	IP	H	R	ER	HR	HB	BB-I	SO	WP	BK
2018	ALDS	TB vs. BOS	0	0	0.00	2	0	0	0	0	3.1	2	0	0	0	0	0-0	2	0	0

## CAREER BATTING

YEAR	CLUB	AVG	AB	R	H	2B	3B	HR	RBI	SH	SF	HB	BB-I	SO	SB	CS	GDP	OBP	SLG
2018	Tampa Bay	.000	1	0	0	0	0	0	0	0	0	0	0-0	1	0	0	0	.000	.000

## LEFT-RIGHT BREAKDOWN

	2022				CAREER			
	AVG	AB	H	HR	AVG	AB	H	HR
vs. Left	.143	28	4	3	.232	250	58	10
vs. Right	.244	45	11	1	.262	527	138	17



WILL VRAGOVIC / TAMPA BAY RAYS



**8** INFIELDER / OUTFIELDER

# BRANDON LOWE



**Brandon Norman Lowe** (rhymes with "now")

BATS <b>LEFT</b>	THROWS <b>RIGHT</b>	HEIGHT <b>5'10"</b>	WEIGHT <b>190</b>
------------------	---------------------	---------------------	-------------------

OPENING DAY AGE **28** MAJOR LEAGUE SERVICE **4 years, 58 days**

BORN **7/6/94 in Suffolk, VA** RESIDES **College Grove, TN**

CONTRACT STATUS **Signed a six-year contract through 2024 plus two club options, 3/20/19**

SIGNING SCOUT **Lou Wieben (Rays)**

ACQUIRED **Selected in the third round of the 2015 Amateur Draft**

## X-RAY REPORT

- ◆ Brandon is the unofficial taste-tester for Sweet and Lowe Bakery, a home business his wife, Madison, started in June 2020 after photos of her desserts gained traction on her social media... she creates custom cakes out of their kitchen... Brandon sometimes pitches in with the dishes.
- ◆ Brandon and Madison have a son, Emmett Dean.
- ◆ He and Madison built a country home in College Grove, Tenn....they live there in the offseason with their dog, Collie, a miniature bernedoodle—a mix of a Bernese mountain dog and poodle.
- ◆ Brandon maximizes the power potential in his body by implementing a routine of drills using bands and bungee cords to promote posture, balance and the transfer of energy...he uses these to create awareness and feel with his swing.
- ◆ In 2019, he launched the "Home Runs for Hope" program...for each home run Brandon hits, he donates \$100 to the Crisis Center of Tampa Bay, matched by the Rays Baseball Foundation... mental health has heavily impacted his family and he wants to ensure no one feels helpless when dealing with mental health issues.
- ◆ His sister, Bre, is the head coach of the Rensselaer Polytechnic Institute field hockey team.

a stress reaction in his low back...missed the minimum 10 days on his second injured list stint from Aug 28–Sep 6 (right triceps contusion).

- ◆ Ended the season on a 19-game homerless drought, tied for the longest of his career.
- ◆ Made his fourth straight Opening Day roster and third Opening Day start (2019, 2021–22).
- ◆ On May 7 at SEA, hit solo homers off Marco Gonzales in the 4th and 6th innings for the seventh multi-HR game of his career, first since Oct 2, 2021 at NYY (3)...his first homer snapped career-long homerless droughts of 19 games, 79 PA and 69 AB...it was his sixth straight multi-HR game to feature homers in consecutive plate appearances...marked the third time in his career he homered twice off lefties in the same game, following Oct 2, 2021 at NYY (1st, 3rd innings off Jordan Montgomery) and May 21, 2021 at TOR (Anthony Kay, Travis Bergen).
- ◆ On May 13 vs. TOR, tied a single-game club record with 23B...became the 10th player (16th time) to triple twice in a game, first since Brett Phillips on Sep 29, 2021 at HOU...his 2nd-inning triple was his first since July 27, 2020 vs. ATL.
- ◆ On July 17 vs. BAL, recorded the second 4-hit game of his career, following Sep 25, 2021 vs. MIA...marked his second game after returning from the injured list...reached base safely in seven of 9 PA through his first 2 games back.
- ◆ On Aug 4 at DET, delivered a pair of go-ahead hits with a 2-run homer in the 3rd inning and RBI single in the 4th, both off Drew Hutchison... marked the third time in his career he recorded two go-ahead hits in the same game, joining July 10, 2021 vs. TOR and July 2, 2019 vs. BAL.
- ◆ On Aug 5 at DET, hit a RBI single in the 6th inning and delivered a go-ahead, 2-run double

## 2022 SEASON

- ◆ Limited to 65 games (61 starts) due to three stints on the injured list...placed on the 10-day IL for the third time on Sep 12 and missed the rest of the season...underwent a series of epidural and other injections, performed by Dr. Thomas Tolti...transferred to the 60-day IL on Sep 28.
- ◆ Was on the 10-day IL from May 16–July 15... after undergoing testing, was diagnosed with



in the 8th, totaling 6 RBI and three go-ahead hits through 2 games of the 4-game series.

## CAREER HIGHLIGHTS

- ◆ In **2021**, finished 10th in the AL Most Valuable Player balloting, including two sixth-place votes...marked his second consecutive top 10 finish after placing 8th in the shortened season.
- ◆ His 39 HR tied Carlos Peña in 2009 for 2nd in club history behind Peña (46) in 2007...tied for 6th in the majors behind TOR Vladimir Guerrero Jr. (48), KC Salvador Perez (48), LAA Shohei Ohtani (46), TOR Marcus Semien (45) and SD Fernando Tatis Jr. (42)...set a club record for a middle infielder, previously held by Brad Miller (30) in 2016...tied for 6th in major league history among second basemen (min. 50 pct. of games there) behind TOR Marcus Semien (45) in 2021, ATL Davey Johnson (43) in 1973, MIN Brian Dozier (42) in 2016, STL Rogers Hornsby (42) in 1922 and CHC Ryne Sandberg (40) in 1990.
- ◆ From June 11 through season's end, hit .284/.367/.627 (93-for-327) with 25 2B, 29 HR and 74 RBI in 91 games (82 starts)...his .994 OPS over that stretch ranked 1st in the AL.
- ◆ His 99 RBI ranked 2nd in club history for a middle infielder behind Jorge Cantú (117) in 2005.
- ◆ Had a .581 SLG vs. RHP, 4th in the AL, and ranked 4th with a .956 OPS vs. RHP...against lefties, hit .296 (24-for-81) after the All-Star break compared to .110 (10-for-91) before it.
- ◆ On June 19 at SEA, hit a game-tying homer off Kendall Graveman in the 9th inning...it was the second time in franchise history the Rays got a game-tying, pinch-hit homer with 2 outs in the 9th, joining Dan Johnson in "Game 162" on Sep 28, 2011 vs. NYY, which ended with an Evan Longoria walk-off homer as the Rays clinched the AL Wild Card...it was the eighth game-tying homer with 2 outs in the 9th in club history.
- ◆ On July 5 vs. CLE, hit a 2nd-inning grand slam off Logan Allen, the first slam of his career...was the fifth in club history by a second baseman and first since Ben Zobrist on June 3, 2009 vs. KC (Brian Bannister), going 4,414 days in between.
- ◆ Added a grand slam off the left field foul pole on Aug 7 at BAL, giving him two in 26 games.
- ◆ On Oct 2 at NYY, hit 3-run homers in the 1st and 3rd innings and a solo homer in the 7th, tying a single-game club record with 3 HR...his 7 RBI were the most by a Rays hitter since Ben Zobrist had a club-record 8 RBI on April 28, 2011 at MIN (G1)...became the first second baseman all-time with a 3-HR game against the Yankees...was the fifth player all-time with at least 3 HR and 7 RBI in a game against the Yankees, a list including KC Bo Jackson on July 17, 1990 and STL-AL Goose Goslin on June 23, 1932.
- ◆ **POSTSEASON:** Went 0-for-18 in the ALDS against the Red Sox, which extended his hitless streak in the Division Series to 39 AB.
- ◆ Won the **2020** Don Zimmer Award, given to the club's Most Valuable Player...was the second player to win Outstanding Rookie one season and then win MVP the following season, joining Jorge Cantú in 2004-2005.
- ◆ Named second team All-MLB, with NYY DJ LeMahieu receiving first team honors...the teams were selected with voting split between fans and an MLB-appointed panel of experts, including media, former players and executives.
- ◆ Ranked among AL leaders in homers (14, tied for 7th), slugging pct. (.554, 9th) and OPS (.916, 8th)...led the team in those categories as well as runs (36), hits (52), RBI (37) and extra-base hits (25).
- ◆ Led major league second basemen (min. 50 pct. of games there) with 14 HR, ahead of MIL Keston Hiura (13)...also ranked 1st with 37 RBI and 25 XBH and 3rd with 36 runs and 25 BB.
- ◆ His 14 HR and 37 RBI resulted in a 162-game pace of 38 HR and 100 RBI...the only primary second basemen in major league history to reach those numbers are SEA Robinson Canó (39 HR, 103 RBI) in 2016, CHC Ryne Sandberg (40 HR, 100 RBI) in 1990 and STL/CHC Rogers Hornsby three times (1929, 1925, 1922).
- ◆ Became the first Rays player with 8 HR through 24 games since Carlos Peña (10) in 2009.
- ◆ On Aug 9 vs. NYY, his game-tying solo homer off James Paxton in the 7th inning was the second of back-to-back homers with Mike Brosseau.
- ◆ Named AL Player of the Week for Aug 10-16, his first career weekly honor...hit .448/500/1.000 (13-for-29) with 4 2B, 4 HR and 10 RBI in 7 games.
- ◆ Homered in four straight games from Aug 12-15 at BOS/TOR...at the time, was the seventh player in club history to homer in four straight games, first since Evan Longoria (4) from June 2-5, 2016 at MIN...joined Fred McGriff in 1999 as the only Rays to do it with multiple hits in each game.
- ◆ On Sep 6 vs. MIA, recorded his first career walk-off RBI with a sacrifice fly off Brandon Kintzler in the 10th inning...was the fourth walk-off sacrifice fly in club history and first since Willy Aybar on June 27, 2009 vs. FLA.
- ◆ On Sep 16 vs. WSH, hit a game-tying homer off Daniel Hudson in the 9th inning...was the second Ray all-time to hit a game-tying homer with



the team down to its final strike, joining Dan Johnson in "Game 162" on Sep 28, 2011 vs. NYY.

- ◆ **POSTSEASON:** Hit .118 (9-for-76) with 4 HR and 8 RBI in 20 games (19 starts)...all 4 HR came in his last 9 games, including three in the World Series.
- ◆ Went 0-for-18 in the ALDS against the Yankees, the most at-bats without a hit in a single postseason series since PIT Neil Walker (19) in the 2013 NLDS against the Cardinals.
- ◆ His 3 HR in the World Series tied SF Jeff Kent in 2002 and LAD Davey Lopes in 1978 for the 2nd-most as a second baseman (while playing the position) in a single World Series behind PHI Chase Utley (5) in 2009.
- ◆ In Game 2 of the World Series at LAD, homered in the 1st and 5th innings for the seventh multi-HR game in Rays postseason history and first in the World Series...became the sixth second baseman (7th time) with a multi-HR game in the World Series, joining PHI Chase Utley (twice) in 2009, SF Jeff Kent in 2002, LAD Davey Lopes in 1978, LAD Charlie Neal in 1959 and NYY Tony Lazzeri in 1932.
- ◆ According to Stats LLC, became the second player in major league history with a multi-HR game in the World Series after entering the game with a sub-.200 avg. in that postseason (min. 30 PA)...the other: BAL Eddie Murray in the clinching win in 1983 at PHI.
- ◆ In Game 4 vs. LAD, hit a go-ahead, 3-run homer off Pedro Báez in the 6th inning.
- ◆ In **2019**, named to the AL All-Star Team...voted the club's Outstanding Rookie by the Tampa Bay Chapter of the BBWAA...his 17 HR ranked 3rd in club history for a rookie, behind Evan Longoria (27) in 2008 and Jonny Gomes (21) in 2005, despite 68 games on the injured list.
- ◆ Finished 3rd in the AL Rookie of the Year race behind unanimous winner HOU Yordan Alvarez and BAL John Means.
- ◆ Min. 300 PA, his .514 SLG was the 2nd-highest in AL history by a rookie middle infielder, behind BOS Nomar Garciaparra (.534) in 1997.
- ◆ Fouled a ball off his right shin on July 2 vs. BAL, sustaining a right shin bone bruise, then was removed from his Aug 21 rehab game with Triple-A Durham with a left quadriceps strain, a separate and unrelated injury...reinstated from the 60-day IL on Sep 22, appearing in 6 games (5 starts) to end the season.
- ◆ At the time of his injury, led the Rays with 16 HR and 49 RBI and ranked 2nd among major league rookies in both categories...his 16 HR tied Evan Longoria in 2008 for the most by a Rays rookie

before the All-Star break...was on pace to break the club rookie record for homers before his injury.

- ◆ On March 20, signed a six-year contract through 2024, with club options for the 2025 and 2026 seasons...the deal will pay him at least \$24 million, and up to \$49 million if options are exercised and incentives are reached...it was the fourth time the Rays signed a player with less than a year of service time to a long-term extension, following Chris Archer (2014), Matt Moore (2011) and Evan Longoria (2008)...they were joined on this list by Wander Franco in 2021.
- ◆ Named AL Rookie of the Month for April, the first Ray to win it since Wil Myers in September 2013...the winners were based on stats covering both March and April...led AL rookies in March/April with a .289 avg., .350 OBP, .567 SLG, .917 OPS, 17 runs, 26 hits, 6 HR, 12 XBH and 17 RBI.
- ◆ Made his first Opening Day roster, starting at designated hitter and batting cleanup.
- ◆ On April 12 at TOR, hit a pair of 2-run homers for the first multi-HR game of his career...his first homer reached the 500 Level at Rogers Centre, becoming the smallest player, by both height and weight, ever to homer to the 500 Level.
- ◆ His 6 HR in April were a club rookie record, passing Steven Souza Jr. (4) in 2015.
- ◆ On May 2 at KC, hit a 2-run homer in the 9th inning off Wily Peralta to give the Rays a 3-1 lead...the homer came just minutes after he was named the AL Rookie of the Month for April.
- ◆ Hit safely in 12 consecutive games from April 22-May 8, one shy of tying the longest hitting streak by a rookie in franchise history.
- ◆ Won the Al Lopez Award, presented to the club's most outstanding rookie in spring training...led the Grapefruit League with 8 2B, ranked 2nd with 17 RBI, tied for 2nd with 11 XBH, tied for 3rd with 20 hits and ranked 3rd with 37 total bases...hit .377/.411/.698 (20-for-53) in 18 games.
- ◆ **ALL-STAR GAME:** Added to the AL All-Star Team as an injury replacement for LAA Tommy La Stella, but did not play due to his own injury...despite his injury, went to Cleveland and enjoy the All-Star Game festivities and experience.
- ◆ Became the fourth rookie in franchise history selected to the All-Star Team, joining Evan Longoria in 2008, Lance Carter in 2003 and Rolando Arrojo in 1998.
- ◆ **POSTSEASON:** Entered the AL Wild Card Game at OAK as a pinch-hitter in the 3rd inning and remained in the game at second base...started the first 4 games of the ALDS...in Game 1 at HOU, made a 5th-inning error leading to two



unearned runs...in Game 3 vs. HOU, homered off Zack Greinke on the first pitch of the 4th inning.

- In **2018**, selected from Durham on Aug 4 and remained with the Rays through season's end, his first career major league action...appeared in 43 games and made 36 starts (24-2B, 7-LF, 5-RF).
- Totaled 28 HR and 101 RBI between Double-A Montgomery, Durham and the Rays.
- Hit .297/.391/.558 (113-for-380) with 31 2B, 22 HR and 76 RBI in 100 games between Montgomery and Durham, earning a June 7 promotion to the Triple-A level...at the time of his selection to the majors, his 31 2B tied for 7th among all minor leaguers and his 54 XBH ranked 5th.
- Began his major league career hitless through 19 AB, the 2nd-longest to begin a career in club history behind Stephen Vogt (0-for-25) in 2012... after snapping the skid on Aug 15, hit .273/.357/.527 (30-for-110) with 6 HR and 25 RBI in 37 games (30 starts) through season's end.
- On Aug 5 vs. CHW, became the second player since Baseball Reference data is available (1901) to play both left field and second base in his major league debut, following OAK Tyler Ladendorf on April 8, 2015 vs. TEX.
- On Aug 15 at NYY, recorded his first career hit, a 2nd-inning RBI single off Luis Cessa...on Aug 28 at ATL, hit his first career home run, on a 2-2 pitch from Julio Teheran in the 6th inning.
- Began the season with Montgomery and was named to the Southern League midseason All-Star Team...ranked 2nd among Rays minor leaguers with 22 HR and tied for 4th with 76 RBI.
- Named to the Rays Organizational All-Star Team by MLB.com for a second consecutive year.
- Ranked by *Baseball America* as the No. 93 overall prospect in the minors following the season...was the No. 8 prospect in the Rays system...named by the publication to its Triple-A All-Star Team.
- In **2017**, became the first player in Stone Crabs history to win the Florida State League Most Valuable Player Award...named Most Valuable Player for Class-A Charlotte by the Rays Baseball Operations department.
- Selected to the FSL midseason All-Star Team... despite a stint on the injured list and an Aug 2 promotion to Montgomery, tied for the FSL lead with 34 2B and ranked 3rd with 46 XBH.
- Named the Rays Minor League Hitter of the Month for May, batting .308 (28-for-91) with 9 2B, 6 HR and 14 RBI.
- Played 16 games for the Surprise Saguaros in the Arizona Fall League.

- Ranked by *Baseball America* as the No. 16 prospect in the Rays system following the season.
- In **2016**, began his professional career with Class-A Bowling Green.

## AMATEUR CAREER

- Selected out of the University of Maryland... as a redshirt sophomore, helped lead the Terrapins to a program-record 42 wins and a second consecutive appearance in the NCAA Super Regionals...suffered a broken fibula in the final game of the season, rounding first base on a single...expected to be passed over in the draft and was on crutches when he learned he was taken by the Rays in the third round.
- Ranked by *Baseball America* as the No. 2 second baseman in the draft.
- Hit .331 (83-for-251) with 18 2B, 9 HR, 53 RBI and 11 SB as a redshirt sophomore...led the team in doubles, tied for the team lead in RBI and stolen bases and ranked 2nd in home runs.
- Missed his freshman season at Maryland due to a torn ACL.

## CAREER HIGHS

HITS	RUNS
4, 2x-last 7/17/22 vs. BAL	3, 11x-last 7/16/22 vs. BAL
HITTING STREAK	WALKS
12G, 4/22/19 - 5/8/19	3, 5/21/21 at TOR
HOME RUNS	STRIKEOUTS
3, 10/2/21 at NYY	5, 5/8/19 vs. ARI
RBI	STOLEN BASES
7, 10/2/21 at NYY	2, 2x-last 5/27/21 vs. KC

## HOME RUN HIGHLIGHTS

MULTI-HR GAMES (7)
3 - 10/2/21 at NYY; 2 - 5/7/22 at SEA; 8/16/21 vs. BAL; 7/10/21 vs. TOR; 5/21/21 at TOR; 6/9/19 at BOS; 4/12/19 at TOR
LEADOFF (4)
4/12/22 vs. OAK (Adam Oller); 8/30/21 vs. BOS (Nick Pivetta); 7/10/21 vs. TOR (Ross Stripling); 5/7/19 vs. ARI (Taylor Clarke)
GRAND SLAMS (2)
8/7/21 at BAL (Cesar Valdez); 7/5/21 vs. CLE (Logan Allen)
PINCH HIT (1)
6/19/21 at SEA (Kendall Graveman)





## CAREER BATTING

YEAR	CLUB	AVG	G	AB	R	H	2B	3B	HR	RBI	SH	SF	HB	BB-1	SO	SB	CS	GDP	OBP	SLG
2016	Bowling Green	.248	107	379	67	94	15	3	5	42	3	2	5	60-1	77	6	3	6	.357	.343
2017	Charlotte	.311	90	315	62	98	34	3	9	46	0	2	3	47-2	65	6	3	2	.403	.524
	Montgomery	.253	24	95	8	24	5	1	2	12	1	2	1	2-0	26	1	1	0	.270	.389
2018	Montgomery	.291	54	199	37	58	17	1	8	41	0	3	3	35-1	55	8	2	3	.400	.508
	Durham	.304	46	181	36	55	14	0	14	35	0	1	1	22-0	47	0	1	1	.380	.613
	<b>Tampa Bay</b>	<b>.233</b>	<b>43</b>	<b>129</b>	<b>16</b>	<b>30</b>	<b>6</b>	<b>2</b>	<b>6</b>	<b>25</b>	<b>0</b>	<b>1</b>	<b>2</b>	<b>16-0</b>	<b>38</b>	<b>2</b>	<b>1</b>	<b>3</b>	<b>.324</b>	<b>.450</b>
2019	<b>Tampa Bay</b>	<b>.270</b>	<b>82</b>	<b>296</b>	<b>42</b>	<b>80</b>	<b>17</b>	<b>2</b>	<b>17</b>	<b>51</b>	<b>0</b>	<b>1</b>	<b>5</b>	<b>25-0</b>	<b>113</b>	<b>5</b>	<b>0</b>	<b>1</b>	<b>.336</b>	<b>.514</b>
	GCL Rays	.000	2	4	0	0	0	0	0	0	0	0	0	0-0	2	0	0	0	.000	.000
	Charlotte	.167	2	6	2	1	1	0	0	2	0	0	1	1-0	0	0	0	0	.375	.333
	Durham	.143	2	7	0	1	0	0	0	0	0	0	0	0-0	2	0	0	0	.143	.143
2020	<b>Tampa Bay</b>	<b>.269</b>	<b>56</b>	<b>193</b>	<b>36</b>	<b>52</b>	<b>9</b>	<b>2</b>	<b>14</b>	<b>37</b>	<b>0</b>	<b>2</b>	<b>4</b>	<b>25-0</b>	<b>58</b>	<b>3</b>	<b>0</b>	<b>2</b>	<b>.362</b>	<b>.554</b>
2021	<b>Tampa Bay</b>	<b>.247</b>	<b>149</b>	<b>535</b>	<b>97</b>	<b>132</b>	<b>31</b>	<b>0</b>	<b>39</b>	<b>99</b>	<b>0</b>	<b>3</b>	<b>9</b>	<b>68-4</b>	<b>167</b>	<b>7</b>	<b>1</b>	<b>2</b>	<b>.340</b>	<b>.523</b>
2022	<b>Tampa Bay</b>	<b>.221</b>	<b>65</b>	<b>235</b>	<b>31</b>	<b>52</b>	<b>10</b>	<b>2</b>	<b>8</b>	<b>25</b>	<b>0</b>	<b>1</b>	<b>3</b>	<b>27-0</b>	<b>61</b>	<b>1</b>	<b>0</b>	<b>1</b>	<b>.308</b>	<b>.383</b>
	Durham	.313	5	16	3	5	2	0	0	1	0	0	1	0-0	2	0	0	0	.353	.438
	<b>Minor League Totals</b>	<b>.280</b>	<b>332</b>	<b>1202</b>	<b>215</b>	<b>336</b>	<b>88</b>	<b>8</b>	<b>38</b>	<b>179</b>	<b>4</b>	<b>10</b>	<b>15</b>	<b>167-4</b>	<b>276</b>	<b>21</b>	<b>10</b>	<b>12</b>	<b>.372</b>	<b>.461</b>
	<b>Major League Totals</b>	<b>.249</b>	<b>395</b>	<b>1388</b>	<b>222</b>	<b>346</b>	<b>73</b>	<b>8</b>	<b>84</b>	<b>237</b>	<b>0</b>	<b>8</b>	<b>23</b>	<b>161-4</b>	<b>437</b>	<b>18</b>	<b>2</b>	<b>9</b>	<b>.335</b>	<b>.495</b>

1: Selected by the Tampa Bay Rays in the third round of the 2015 Amateur Draft...signed by Lou Wieben.

## CAREER FIELDING

YEAR	POSITION	PCT	G	PO	A	E	TC	DP
2018	Second Base	.990	28	47	57	1	105	19
	Left Field	1.000	11	8	0	0	8	0
	Right Field	1.000	5	8	0	0	8	0
2019	Second Base	.989	69	107	161	3	271	49
	First Base	1.000	5	38	3	0	41	4
	Right Field	1.000	5	3	0	0	3	0
	Left Field	1.000	2	2	0	0	2	0
2020	Second Base	.984	44	54	68	2	124	21
	Right Field	1.000	7	16	0	0	16	0
	Left Field	1.000	5	5	0	0	5	0
	First Base	-	1	0	0	0	0	0
2021	Second Base	.976	133	187	270	11	468	78
	Left Field	1.000	10	3	0	0	3	0
	Right Field	.933	6	14	0	1	15	0
	First Base	1.000	1	1	0	0	1	0
2022	Second Base	.969	53	74	113	6	193	23
	Right Field	-	1	0	0	0	0	0
<b>Totals</b>	<b>Second Base</b>	<b>.980</b>	<b>327</b>	<b>469</b>	<b>669</b>	<b>23</b>	<b>1161</b>	<b>190</b>
	<b>Left Field</b>	<b>1.000</b>	<b>28</b>	<b>18</b>	<b>0</b>	<b>0</b>	<b>18</b>	<b>0</b>
	<b>Right Field</b>	<b>.976</b>	<b>24</b>	<b>41</b>	<b>0</b>	<b>1</b>	<b>42</b>	<b>0</b>
	<b>First Base</b>	<b>1.000</b>	<b>7</b>	<b>39</b>	<b>3</b>	<b>0</b>	<b>42</b>	<b>4</b>

## ALL-STAR GAME BATTING

YEAR	CLUB	AVG	G	AB	R	H	2B	3B	HR	RBI	SH	SF	HB	BB-1	SO	SB	CS	GDP	OBP	SLG
2019	AL, Cleveland																			

Selected-Did Not Play (Injured)



## POSTSEASON BATTING

YEAR	SERIES	CLUB	AVG	G	AB	R	H	2B	3B	HR	RBI	SH	SF	HB	BB-I	SO	SB	CS	GDP	OBP	SLG
2019	ALWC	TB vs. OAK	.000	1	3	0	0	0	0	0	0	0	0	0	0-0	2	0	0	0	.000	.000
	ALDS	TB vs. HOU	.250	4	16	1	4	1	0	1	1	0	0	0	1-0	8	0	0	1	.294	.500
2020	ALWC	TB vs. TOR	.250	2	8	0	2	0	0	0	0	0	0	0	0-0	1	0	0	0	.250	.250
	ALDS	TB vs. NYY	.000	5	18	0	0	0	0	0	1	0	0	0	4-0	7	0	0	0	.182	.000
	ALCS	TB vs. HOU	.154	7	26	4	4	0	0	1	1	0	0	0	1-0	10	0	0	1	.185	.269
	WS	TB vs. LAD	.125	6	24	3	3	0	0	3	6	0	0	0	1-0	10	0	0	0	.160	.500
2021	ALDS	TB vs. BOS	.000	4	18	0	0	0	0	0	0	0	0	0	0-0	9	0	0	0	.000	.000
<b>Postseason Totals</b>			<b>.115</b>	<b>29</b>	<b>113</b>	<b>8</b>	<b>13</b>	<b>1</b>	<b>0</b>	<b>5</b>	<b>9</b>	<b>0</b>	<b>0</b>	<b>0</b>	<b>7-0</b>	<b>47</b>	<b>0</b>	<b>0</b>	<b>2</b>	<b>.167</b>	<b>.257</b>

## LEFT-RIGHT BREAKDOWN

	2022					CAREER				
	AVG	AB	H	HR	RBI	AVG	AB	H	HR	RBI
vs. Left	.261	46	12	3	9	.227	366	83	25	62
vs. Right	.212	189	40	5	16	.257	1022	263	59	175



WILL VRAGOVIC / TAMPA BAY RAYS



15

OUTFIELDER

# JOSH LOWE

Joshua Edward Lowe (low)



BATS **LEFT**

THROWS **RIGHT**

HEIGHT **6'4"**

WEIGHT **220**

OPENING DAY AGE **25**

MAJOR LEAGUE SERVICE **93 days**

BORN **2/2/98** in **Chesapeake, VA**

RESIDES **Clermont, FL**

CONTRACT STATUS **Signed through 2023**

SIGNING SCOUT **Milt Hill (Rays)**

ACQUIRED **Selected in the first round (13th overall) of the 2016 Amateur Draft**

## X-RAY REPORT

- ◆ Josh's father, David, was selected by the Mariners in the fifth round in 1986 out of Satellite Beach (Fla.) High School, but instead accepted an appointment to the U.S. Naval Academy...David played football and baseball at Navy as a linebacker and pitcher...he went on to serve as a Navy pilot for 20 years.
- ◆ Josh is the younger brother of Rangers 1B Nathaniel Lowe, who played for the Rays from 2019-20...they became the second set of brothers to each play for the Rays, joining INF Julio Lugo (2003-06) and RH Ruddy Lugo (2006-07)...they were teammates with Class-A Charlotte in the Rays system in 2017 and lived with Lucius Fox in a three-bedroom townhouse in the Riverwood retirement community in Port Charlotte.
- ◆ One of the family's favorite stories involves a game of catch and a broken window...when the two brothers were young, they were warned not to attempt knuckleballs in the backyard...moments later, Josh uncorked a sidearm knuckler that sailed directly through a back window.
- ◆ He enjoys golf and takes advantage of the Florida weather to play year-round.

## 2022 SEASON

- ◆ Appeared in 52 games and made 48 starts (25-RF, 9-LF, 7-CF, 7-DH) spanning two stints: Opening Day-May 1 and June 20-July 30...optioned on May 2 after rosters reduced to 26 and on July 31 after the Rays traded for David Peralta.
- ◆ Hit .259 (36-for-139) with 12 2B, 2 3B, 2 HR and 12 RBI off right-handed pitching, compared to .095 (4-for-42) with 0 XBH and 1 RBI off southpaws.
- ◆ Hit .277/.348/.410 (23-for-83) with 8 2B, 1 HR and 6 RBI in 24 games (22 starts) in July and had a 7-game hitting streak when he was optioned.

- ◆ Made the first Opening Day roster of his career... originally was optioned during spring training on March 31 but was recalled after the Rays traded Austin Meadows to the Tigers.
- ◆ On April 17 at CHW, made a leaping catch above the top of the 8-foot wall in left field to rob Tim Anderson of a leadoff homer...the catch ranked No. 8 on ESPN's SportsCenter top plays...survived a celebratory hug from Kevin Kiermaier, who insisted postgame it should be ranked No. 1.
- ◆ On April 29 vs. MIN, hit cleanup for the first time in his career and hit a 3-run homer off Dylan Bundy in the 1st inning, the first homer of his career...went 18 games (16 starts) and 54 AB without a homer to begin his career...became the first player in Rays history to hit his first career homer out of the cleanup spot in the order.
- ◆ Hit .315/.402/.556 (95-for-302) with 27 2B, 14 HR, 67 RBI and 25 SB in 80 games for Triple-A Durham...min. 250 AB, ranked 2nd in the International League in slugging pct. behind Vinnie Pasquantino (.561)...ranked 4th in on-base pct., 5th in avg. and 6th in AB/RBI (4.51).
- ◆ Started both of the Bulls postseason games and reached base in six of his 11 PA...scored the go-ahead run in the 9th inning of the Triple-A Championship Game on a René Pinto single.

## CAREER HIGHLIGHTS

- ◆ In **2021**, joined the Rays from Sep 8-10 when Randy Arozarena was on the paternity list.
- ◆ On Sep 8 at BOS, made his major league debut with a start in right field...reached base safely in both plate appearances including his first career hit, an infield single off Nathan Eovaldi in the 5th inning...became the second player in club history with a hit and stolen base in his major



league debut, joining Vidal Bruján just over two months earlier on July 7 vs. CLE (G1).

- ◆ At 23 years, 218 days, was the 3rd-youngest to start in right field at Fenway Park in their major league debut...the others: TB Wil Myers (22.190) in 2013 and STL-AL Pat Parker (22.080) in 1915.
- ◆ Named Minor League Player of the Year and Most Valuable Player for Durham by the Rays Baseball Operations department...hit .291 (117-for-402) with 28 2B, 22 HR, 78 RBI and 26 SB in 111 games for the Bulls...became the first Durham player with 20 HR and 20 SB in a season since Justin Ruggiano in 2007...ranked 2nd among Rays minor leaguers in extra-base hits (52), tied for 2nd in RBI and ranked 3rd in walks (61) and 4th in hits, doubles and stolen bases.
- ◆ Named to the Triple-A East postseason All-Star Team...tied for 2nd in the league in extra-base hits, ranked 3rd in runs and RBI, tied for 5th in home runs and tied for 6th in hits.
- ◆ Named to the Rays Organizational All-Star Team by MLB.com.
- ◆ Ranked by *Baseball America* as the No. 44 overall prospect in the minors following the season... was the No. 2 prospect in the Rays system... the publication also tabbed him as the Best Defensive Outfielder in the organization for a fourth straight year...earned the nod for Best Outfield Arm for the third time (2017, 2020).
- ◆ In **2020**, was part of the Rays 60-man player pool and spent the summer at the alternate training site in Port Charlotte.
- ◆ Ranked by *Baseball America* as the No. 16 prospect in the Rays system following the season.
- ◆ In **2019**, named to the midseason Southern League All-Star Team...tied for 5th in the SL with 18 HR, ranked 3rd with 30 SB and 9th with 62 RBI...also ranked among the SL's top 10 with 70 runs, 45 XBH, 198 total bases and 59 BB.
- ◆ Tied for 3rd among Rays minor leaguers in home runs, tied for 7th in RBI, tied for 2nd in extra-base hits and ranked 3rd in stolen bases.
- ◆ Named to the Rays Organizational All-Star Team by MLB.com.
- ◆ Hit .327 (17-for-52) with 2 HR and 11 RBI for the Salt River Rafters in the Arizona Fall League... named to the AFL Rising Stars Game.
- ◆ Underwent right shoulder debridement surgery in November.
- ◆ Ranked by *Baseball America* as the No. 11 prospect in the Rays system following the season.

- ◆ Spent the **2018** season with Charlotte...from June 29 through the end of the season, hit .273/.387/.407 (41-for-150) in 43 games.
- ◆ Ranked by *Baseball America* as the Best Athlete in the organization for a third straight year.
- ◆ In **2017**, ranked 4th among Rays minor leaguers with 22 SB...spent the season with Bowling Green...moved from third base to center field.
- ◆ Ranked by *Baseball America* as the No. 11 prospect in the Rays system following the season.
- ◆ Split the **2016** season between the GCL Rays and Rookie-level Princeton, batting .249 (43-for-173) with 5 HR and 26 RBI in 54 games.
- ◆ Ranked by *Baseball America* as the Best Infield Arm in the organization.

## AMATEUR CAREER

- ◆ The Pope (Ga.) High School graduate signed a letter of intent to play at Florida State University before signing with the Rays...hit .391 with 11 HR and 39 RBI as a senior and named the Gatorade Baseball Player of the Year for Georgia.
- ◆ His older brother, Nathaniel, was selected by the Rays in the 13th round of the 2016 Amateur Draft out of Mississippi State University.
- ◆ Ranked by *Baseball America* as the No. 2 Power Hitter, No. 2 Infield Arm and No. 2 Athlete among high school players in the draft.



## CAREER BATTING

YEAR	CLUB	AVG	G	AB	R	H	2B	3B	HR	RBI	SH	SF	HB	BB-I	SO	SB	CS	GDP	OBP	SLG
2016	GCL Rays	.258	28	93	14	24	6	1	2	15	0	1	0	20-1	27	1	1	0	.386	.409
	Princeton	.238	26	80	11	19	0	2	3	11	0	3	0	17-0	32	1	1	0	.360	.400
2017	Bowling Green	.268	118	456	60	122	26	2	8	55	4	5	0	42-0	144	22	8	5	.326	.386
2018	Charlotte	.238	105	399	62	95	25	3	6	47	1	4	4	47-2	117	18	6	2	.322	.361
2019	Montgomery	.252	121	448	70	113	23	4	18	62	6	3	3	59-0	132	30	9	1	.341	.442
2020	Did Not Play																			
2021	Durham	.291	111	402	76	117	28	2	22	78	0	6	1	61-1	123	26	0	4	.381	.535
	<b>Tampa Bay</b>	<b>1.000</b>	<b>2</b>	<b>1</b>	<b>0</b>	<b>1</b>	<b>0</b>	<b>0</b>	<b>0</b>	<b>0</b>	<b>0</b>	<b>0</b>	<b>0</b>	<b>1-0</b>	<b>0</b>	<b>1</b>	<b>0</b>	<b>0</b>	<b>1.000</b>	<b>1.000</b>
2022	<b>Tampa Bay</b>	<b>.221</b>	<b>52</b>	<b>181</b>	<b>24</b>	<b>40</b>	<b>12</b>	<b>2</b>	<b>2</b>	<b>13</b>	<b>1</b>	<b>0</b>	<b>1</b>	<b>15-1</b>	<b>66</b>	<b>3</b>	<b>0</b>	<b>1</b>	<b>.284</b>	<b>.343</b>
	Durham	.315	80	302	51	95	27	2	14	67	0	3	2	44-1	115	25	2	4	.402	.556
<b>Minor League Totals</b>		<b>.268</b>	<b>589</b>	<b>2180</b>	<b>344</b>	<b>585</b>	<b>135</b>	<b>16</b>	<b>73</b>	<b>335</b>	<b>11</b>	<b>25</b>	<b>10</b>	<b>290-5</b>	<b>690</b>	<b>123</b>	<b>27</b>	<b>16</b>	<b>.353</b>	<b>.445</b>
<b>Major League Totals</b>		<b>.225</b>	<b>54</b>	<b>182</b>	<b>24</b>	<b>41</b>	<b>12</b>	<b>2</b>	<b>2</b>	<b>13</b>	<b>1</b>	<b>0</b>	<b>1</b>	<b>16-1</b>	<b>66</b>	<b>4</b>	<b>0</b>	<b>1</b>	<b>.291</b>	<b>.346</b>

1: Selected by the Tampa Bay Rays in the first round (13th overall) of the 2016 Amateur Draft...signed by Milt Hill.

## CAREER FIELDING

YEAR	POSITION	PCT	G	PO	A	E	TC	DP
2021	Left Field	1.000	1	1	0	0	1	0
	Right Field	1.000	1	3	0	0	3	0
2022	Right Field	1.000	33	53	2	0	55	0
	Left Field	1.000	10	17	0	0	17	0
	Center Field	1.000	9	11	0	0	11	0
<b>Totals</b>	<b>Right Field</b>	<b>1.000</b>	<b>34</b>	<b>56</b>	<b>2</b>	<b>0</b>	<b>58</b>	<b>0</b>
	<b>Left Field</b>	<b>1.000</b>	<b>11</b>	<b>18</b>	<b>0</b>	<b>0</b>	<b>18</b>	<b>0</b>
	<b>Center Field</b>	<b>1.000</b>	<b>9</b>	<b>11</b>	<b>0</b>	<b>0</b>	<b>11</b>	<b>0</b>

## LEFT-RIGHT BREAKDOWN

	2022					CAREER				
	AVG	AB	H	HR	RBI	AVG	AB	H	HR	RBI
vs. Left	.095	42	4	0	1	.095	42	4	0	1
vs. Right	.259	139	36	2	12	.264	140	37	2	12



13

OUTFIELDER

# MANUEL MARGOT

**Manuel Margot Gómez** (man-WEHL mahr-GO)

BATS **RIGHT**THROWS **RIGHT**HEIGHT **5'11"**WEIGHT **205**OPENING DAY AGE **28**MAJOR LEAGUE SERVICE **6 years, 12 days**BORN **9/28/94 in San Cristobal, DR**RESIDES **San Cristobal, DR**CONTRACT STATUS **Signed a two-year contract extension through 2024, 4/5/22**SIGNING SCOUT **Manny Nanita and Craig Shipley (Red Sox)**ACQUIRED **From the San Diego Padres along with C/OF Logan Driscoll in exchange for RH Emilio Pagán, 2/8/20**

## X-RAY REPORT

- Manuel began riding horses at a young age... he was given the opportunity to do so as his late father worked on a farm...he still finds time to ride his own horse named Pencoté...last September, he and Francisco Mejía were the subjects of a Rays All-Access episode and spent the morning at a horse farm with Tricia Whitaker.
- Manuel made one of the top grabs of the 2020 postseason, crashing over the right field railing at Petco Park during Game 2 of the ALCS to retire George Springer...soon after, the catch was commemorated with an officially-licensed T-shirt.
- He twice made headlines late in his rookie season for his large pieces of bubble gum...in an August game against the Phillies, his gum fell out of his mouth and caused a brief delay when the batter and pitcher noticed it on the center field grass...just over a month later, he managed to keep his gum in his mouth but casually blew a bubble while tracking down a fly ball.
- Manuel and his wife, Rachell, married on Christmas Eve 2016...they have three children, Charlotte, Diamond and Matthew.

## 2022 SEASON

- Appeared in 89 games and made 85 starts (49-RF, 16-DH, 13-CF, 7-LF)...was on the injured list from May 15-24 (right hamstring strain) and June 21-Aug 20 (right patellar tendon strain)...was carted off on June 20 vs. NYY after attempting to make a leaping catch at the right field wall.
- Hit .302/.365/.423 (55-for-182) with 11 2B, 3 HR and 27 RBI in 51 games (48 starts) before his knee injury and .240/.276/.318 (37-for-154) with 7 2B,

1 HR and 20 RBI in 38 games (37 starts) after...hit .209 (23-for-110) in his last 27 games (all starts).

- Hit .347 (26-for-75) with 3 HR and 24 RBI in the 8th inning (or later)...despite the missed time, his six go-ahead hits in the 8th inning (or later) tied NYY Aaron Judge and HOU Kyle Tucker for 2nd in the majors behind CLE Andrés Giménez (8), earning a "Manny Mar-go-ahead" nickname.
- Hit safely in a career-high 15 consecutive games from May 1-28, batting .451 (23-for-51) with 4 2B, 1 3B, 3 HR and 16 RBI...missed 8 games with a right hamstring strain during the hitting streak.
- Named the Rays recipient of the Heart and Hustle Award by the Major League Baseball Players Alumni Association...the Heart and Hustle Award honors players who demonstrate a passion for the game of baseball and best embody the values, spirit and traditions of the game...it is the only award in Major League Baseball that is voted on by former players.
- On April 5, signed a two-year extension through 2024 with a mutual option for 2025.
- Made his sixth straight Opening Day roster and fifth career Opening Day start (2017-20, 2022).
- On April 12 vs. OAK, hit a walk-off single off Lou Trivino in the 10th inning...was the second walk-off hit of his career, joining May 26, 2021 vs. KC.
- Named AL Player of the Week for May 2-8 after batting .500/.539/1.042 (12-for-24) with 2 2B, 1 3B, 3 HR and 12 RBI in 7 games (6 starts)...from May 6-8 at SEA, homered in three consecutive games for the first time in his career...marked his second career weekly honor, following July 24-30, 2017 (with SD), and the first for a Ray since Brandon Lowe from Aug 10-16, 2020.



- ◆ On May 4 at OAK, hit a go-ahead, 2-run single to break a scoreless tie in the 8th inning.
- ◆ Hit a go-ahead homer in the 9th inning on May 6, his first career grand slam on May 7 and a go-ahead homer in the 8th inning on May 8.
- ◆ On May 6 at SEA, entered in the 7th inning and hit a go-ahead, 3-run homer in the 9th...marked the first time in his career he hit a go-ahead homer in the 9th inning (or later).
- ◆ On Aug 31 at MIA, hit a go-ahead, RBI single with 2 outs in the 10th inning...marked his fourth career go-ahead hit in the 10th inning (or later) and second on the road, joining an 11th-inning single on June 23, 2019 at PIT (with SD).
- ◆ On Oct 3 at BOS, hit a 2-run shot off Rich Hill in the 4th inning, snapping a career-long homerless drought at 245 AB...was his first since homering in three straight games from May 6-8 at SEA.
- ◆ **POSTSEASON:** Started both games of the AL Wild Card Series at CLE in right field and went 1-for-8 with a Game 2 single in the 15th inning.

## CAREER HIGHLIGHTS

- ◆ In **2021**, recorded a career-high 57 RBI in his sixth major league season and second with the Rays...appeared in 125 games and made starts at all three outfield positions (70-RF, 22-CF, 12-LF).
- ◆ His 13 Defensive Runs Saved tied Kevin Kiermaier for the team lead and tied for 8th among major league outfielders...led major league outfielders with 16 Outs Above Avg.
- ◆ Hit .284 (56-for-197) at Tropicana Field, .273 (51-for-187) vs. LHP and .305 (43-for-141) with 2 outs.
- ◆ On May 26 vs. KC, hit a walk-off single in the 10th inning...marked the first walk-off hit of his career and second walk-off RBI, joining a bases-loaded walk on Sep 10, 2019 vs. CHC (with SD).
- ◆ On June 8 vs. WSH, his solo homer to left-center field off Jon Lester was the seventh lead-off homer of his career and first with the Rays.
- ◆ On June 24 vs. BOS, became the first player in franchise history to score the only run of a 1-0 game on a walk-off wild pitch...according to Stats LLC, it marked the fourth time in the expansion era (since 1961) that a 1-0 game ended on a walk-off wild pitch.
- ◆ On July 5 vs. CLE, recorded a season-high 4 hits...had an infield single leading off the 9th inning to spark a go-ahead rally...was replaced by a pinch-runner due to injury and went on the 10-day IL the next day...reinstated on July 27.
- ◆ **POSTSEASON:** Hit .143 (1-for-7) in 3 games (2 starts) in the ALDS against the Red Sox.

- ◆ In **2020**, acquired from the Padres early in spring training...appeared in 47 games and made 37 starts (18-CF, 10-RF, 9-LF)...after a slow start, hit .321/.374/.411 (36-for-112) in 36 games (28 starts) from Aug 10 through season's end.
- ◆ Was on the bereavement list from Aug 4-6 following the death of his father, Emmanuel...placed on the COVID-19 Related IL on Aug 7 for intake screening and reinstated on Aug 9.
- ◆ Tied for 2nd in the AL with 12 SB behind KC Adalberto Mondesi (24)...had 10 SB in 14 games from Aug 25-Sep 15, tied for most in the majors.
- ◆ Hit .556 (15-for-27) in 7 games (6 starts) against the Red Sox, with multiple hits in his first 5 starts...was the third player in club history with multiple hits in five straight starts against them, joining Aubrey Huff (6) from Aug 3-12, 2004 and Carl Crawford (5) from May 2-10, 2009.
- ◆ On Aug 10 at BOS, became the first visiting player with 4 hits (or more) in his Fenway Park debut since BAL Jonathan Schoop in 2014...added a second 4-hit game in the series finale...totaled 10 hits in the 4-game series, tied for the 2nd-most by a Ray in a single series behind Carl Crawford (11) from Aug 6-9, 2007 at DET.
- ◆ **POSTSEASON:** Hit .276/.344/.552 (16-for-58) with 5 HR and 11 RBI in 19 games (18 starts)...since RBI became an official stat (1920), he and NYY Giancarlo Stanton in 2020 are the only players with at least 10 RBI in the regular season to match or exceed their total in the postseason.
- ◆ In Game 1 of the Wild Card Series vs. TOR, hit a 2-run homer off A.J. Cole in the 7th inning and joined Evan Longoria in Game 1 of the 2008 ALDS vs. CHW as the only Rays to homer in their first career postseason game...became the third Rays hitter all-time with multiple hits in his first career postseason game, joining Longoria and Akinori Iwamura in 2008.
- ◆ In Game 2 of the ALCS vs. HOU, hit a 3-run homer in the 1st inning...crashed over the right field railing to make an inning-ending catch in the 2nd on a foul ball by George Springer.
- ◆ In Game 6 vs. HOU, became the first player in major league history to have a multi-HR game in the postseason after hitting 1 HR (or fewer) during the regular season.
- ◆ In the 4th inning of Game 5 vs. LAD, attempted the 14th straight steal of home in World Series history...was the first attempt since STL Lonnie Smith was caught in Game 6 of the 1982 World Series vs. MIL and only the fifth attempt since 1922...he came within inches of completing the first successful straight steal of home in a World



Series game since Brooklyn's Jackie Robinson in Game 1 of the 1955 World Series at NYU.

- ◆ In **2019**, appeared in 151 games and made 98 starts, all in center field...in his third full season in the majors, established career highs in games, runs (59), walks (38) and stolen bases (20) while his 12 HR were one shy of tying a career high.
- ◆ His 20 SB ranked 9th in the NL...was successful on 20 of 24 attempts, 6th-best rate in the NL.
- ◆ Hit .330/.420/.466 (34-for-103) against lefties, 7th in the NL in avg. and 6th in on-base pct. (min. 100 AB)...in comparison, hit .200/.260/.359 (59-for-295) against right-handed pitchers.
- ◆ Was on the paternity list from April 19-20 for the birth of his second son, Matthew.
- ◆ On Aug 3 at LAD, hit the first pinch-hit homer of his career in the 8th inning off Walker Buehler.
- ◆ Played for the Toros del Este in the Dominican Winter League for a sixth consecutive year.
- ◆ In **2018**, led Padres outfielders with 123 starts, 1,111 innings and a .990 fielding pct. ...missed 9 games from April 11-20 with bruised ribs.
- ◆ Tied for 4th in the NL with a career-high 8 3B.
- ◆ On July 8 at ARI, became the first Padres outfielder to reach base safely six times since Tony Gwynn (6) on Aug 4, 1993 vs. SF...recorded a career-high 5 hits in the 16-inning win...at 23 years, 283 days, was the youngest Padres outfielder with a 5-hit game since Leron Lee in 1971.
- ◆ Hit safely in a career-high 10 consecutive games from July 13-29, batting .378 (14-for-37).
- ◆ In **2017**, finished 6th in the NL Rookie of the Year race, receiving one second-place vote and two third-place votes...achieved this despite missing over a month with a right calf strain.
- ◆ Made his first career Opening Day roster...led NL rookies with 39 multi-hit games and 17 SB.
- ◆ Tied for 5th in the NL with 7 3B.
- ◆ Ended the season with four leadoff homers, tied for 3rd in the NL and the most by a major league rookie since LAA Mike Trout (5) and CIN Zack Cozart (4) in 2012...was the 2nd-most in Padres history behind Will Venable (5) in 2011.
- ◆ In the Padres home opener on April 7 vs. SF, his first career homer was a leadoff shot off Matt Cain...homered again in the 3rd inning, joining Carmelo Martinez in 1985 as the only Padres with multiple homers in the home opener...at 22 years, 191 days, was the youngest at the time with a multi-HR game for the Padres since César Crespo (22.124) on Sep 24, 2001 at COL.

- ◆ Hit a second leadoff homer on April 11 at COL, becoming the first rookie with two in his team's first 9 games since CHC Lou Brock in 1962.
- ◆ Named NL Player of the Week for July 24-30, batting .500 (14-for-28) with 2 2B, 1 3B, 3 HR and 6 RBI...recorded multiple hits in six of his 7 games...the honor came on the heels of his July 23 reinstatement from the paternity list.
- ◆ Named to *Baseball America's* All-Rookie Team, alongside outfielders BOS Andrew Benintendi and NYY Aaron Judge.
- ◆ In **2016**, spent the entire minor league season with Triple-A El Paso but recalled on Sep 21 and appeared in 10 games and made 8 starts for the Padres, his first career major league action.
- ◆ Made his major league debut as a pinch-runner on Sep 21 vs. ARI...the next day vs. SF, made his first start and went 0-for-4...his first career hit came on Sep 24 vs. SF, a single off Derek Law.
- ◆ Led the Pacific Coast League with 12 3B, tied for 1st with 98 runs and ranked 5th with 30 SB...also led the league with 18 outfield assists.
- ◆ Ranked among Padres minor leaguers in triples (1st), runs (tied for 1st) and stolen bases (2nd).
- ◆ For a second straight year, started in center field for the World Team in the Futures Game in July...robbed Cardinals prospect Carson Kelly of a home run in right-center field.
- ◆ Named to the Pacific Coast League postseason All-Star Team and the Padres Organizational All-Star Team by MLB.com.
- ◆ Named Most Valuable Player of the Pacific Coast League postseason, helping El Paso win the league title...hit .350/.409/.650 (14-for-40) with 3 2B, 3 3B, 1 HR and 4 RBI in 9 games.
- ◆ Ranked by *Baseball America* as the No. 24 overall prospect in the minors following the season, his third straight year among the top 100...was the No. 2 prospect in the Padres system.
- ◆ Split the **2015** season—his last in the Red Sox system—between Class-A Salem and Double-A Portland, batting .276 (121-for-439) with 6 HR and 50 RBI...led Red Sox minor leaguers with 73 runs and ranked 2nd with 39 SB.
- ◆ Began the season on a stretch of 62 consecutive at-bats without a strikeout.
- ◆ Named Eastern League Player of the Week for Aug 31-Sep 7 after hitting for the cycle on Sep 6 vs. New Britain (Rockies).
- ◆ Acquired by the Padres on Nov 13 as the key piece of the Craig Kimbrel trade.
- ◆ In **2014**, was one of five minor leaguers with at least 10 HR and 40 SB...split the season between





Class-A Greenville and Salem...led Red Sox minor leaguers with 42 SB.

- ◆ In **2013**, tied for 6th in the New York-Penn League with 18 SB despite left knee tendinitis that sidelined him from July 25–Aug 15.
- ◆ In **2012**, began his professional career with the DSL Red Sox...his 33 SB ranked 3rd in the league

and 3rd among Red Sox minor leaguers...won the organization's Latin American program Player of the Year Award.

- ◆ Recorded 6 RBI in his first professional game with a single, triple and home run.

## CAREER HIGHS

### HITS

5, 7/8/18 at ARI

### HITTING STREAK

15G, 5/1/22 – 5/28/22

### HOME RUNS

2, 2x-last 8/11/17 at LAD

### RBI

5, 8/7/18 at MIL

### RUNS

3, 3x-last 8/23/22 vs. LAA

### WALKS

4, 7/13/19 vs. ATL

### STRIKEOUTS

4, 6/4/22 vs. CHW

### STOLEN BASES

2, 9x-last 5/9/22 at LAA

## HOME RUN HIGHLIGHTS

### LEADOFF (7)

6/8/21 vs. WSH (Jon Lester); 4/14/19 at ARI (Zack Greinke); 6/24/18 at SF (Derek Rodriguez); 7/27/17 vs. NYM (Chris Flexen); 5/13/17 at CHW (Dylan Covey); 4/11/17 at COL (Antonio Senzatela); 4/7/17 vs. SF (Matt Cain)

### MULTI-HR GAMES (2)

2 – 8/11/17 at LAD; 4/7/17 vs. SF

### PINCH-HIT (1)

8/3/19 at LAD (Walker Buehler)

### GRAND SLAMS (1)

5/7/22 at SEA (Diego Castillo)

## CAREER BATTING

YEAR	CLUB	AVG	G	AB	R	H	2B	3B	HR	RBI	SH	SF	HB	BB-I	SO	SB	CS	GDP	OBP	SLG
2012	DSL Red Sox	.285	68	260	49	74	10	7	4	45	0	5	8	36-1	25	33	9	5	.382	.423
2013	Lowell	.270	49	185	29	50	8	2	1	21	5	3	1	22-1	40	18	8	0	.346	.351
2014	Greenville	.286	99	370	61	106	20	5	10	45	4	0	2	37-0	49	39	13	7	.355	.449
	Salem	.340	16	50	4	17	5	0	2	14	1	2	1	2-0	5	3	2	1	.364	.560
2015	Salem	.282	46	181	35	51	6	5	3	17	2	3	1	11-0	15	20	5	4	.321	.420
	Portland	.271	64	258	38	70	21	4	3	33	0	2	1	21-1	36	19	8	4	.326	.419
2016	El Paso	.304	124	517	98	157	21	12	6	55	5	4	4	36-0	64	30	11	2	.351	.426
	San Diego	.243	10	37	4	9	4	1	0	3	0	0	0	0-0	7	2	0	0	.243	.405
2017	San Diego	.263	126	487	53	128	18	7	13	39	1	4	2	35-0	106	17	7	6	.313	.409
	El Paso	.150	5	20	1	3	0	1	0	4	0	0	0	3-0	4	2	0	0	.261	.250
2018	San Diego	.245	141	477	50	117	26	8	8	51	1	7	2	32-4	88	11	10	9	.292	.384
2019	San Diego	.234	151	398	59	93	19	3	12	37	3	0	2	38-1	88	20	4	6	.304	.387
2020	Tampa Bay	.269	47	145	19	39	9	0	1	11	0	1	0	13-0	25	12	4	0	.327	.352
2021	Tampa Bay	.254	125	421	55	107	18	3	10	57	1	4	1	37-2	70	13	8	4	.313	.382
	Durham	.286	3	14	1	4	0	0	0	5	0	0	0	1-0	4	1	1	1	.333	.286
2022	Tampa Bay	.274	89	336	36	92	18	2	4	47	0	1	2	24-1	68	7	3	7	.325	.375
	FCL Rays	.143	2	7	1	1	0	0	0	0	0	0	0	0-0	1	0	0	0	.143	.143
	Durham	.263	5	19	6	5	0	0	0	2	0	0	0	4-0	2	0	0	1	.391	.263
<b>Minor League Totals</b>		<b>.286</b>	<b>481</b>	<b>1881</b>	<b>323</b>	<b>538</b>	<b>91</b>	<b>36</b>	<b>29</b>	<b>241</b>	<b>17</b>	<b>19</b>	<b>18</b>	<b>173-3</b>	<b>245</b>	<b>165</b>	<b>57</b>	<b>25</b>	<b>.349</b>	<b>.419</b>
<b>Major League Totals</b>		<b>.254</b>	<b>689</b>	<b>2301</b>	<b>276</b>	<b>585</b>	<b>112</b>	<b>24</b>	<b>48</b>	<b>245</b>	<b>6</b>	<b>17</b>	<b>9</b>	<b>179-8</b>	<b>452</b>	<b>82</b>	<b>36</b>	<b>32</b>	<b>.308</b>	<b>.386</b>

**1:** Signed by the Boston Red Sox as a free agent, July 2, 2011...signed by Manny Nanita and Craig Shipley. **2:** Acquired by the San Diego Padres along with LH Logan Allen, INF Carlos Asuaje and RH Javy Guerra from Boston in exchange for RH Craig Kimbrel, November 13, 2015. **3:** Acquired by the Tampa Bay Rays along with C/OF Logan Driscoll from San Diego in exchange for RH Emilio Pagán, February 8, 2020.



## CAREER FIELDING

YEAR	POSITION	PCT	G	PO	A	E	TC	DP
2016	Center Field	1.000	9	26	0	0	26	0
	Right Field	1.000	1	5	0	0	5	0
2017	Center Field	.989	123	273	6	3	282	0
2018	Center Field	.990	136	286	2	3	291	0
2019	Center Field	.992	135	249	2	2	253	0
2020	Center Field	.979	21	47	0	1	48	0
	Left Field	.958	18	23	0	1	24	0
	Right Field	1.000	15	22	0	0	22	0
2021	Right Field	.984	86	177	2	3	182	1
	Left Field	1.000	24	31	1	0	32	0
	Center Field	.983	24	58	1	1	60	1
2022	Right Field	.980	53	96	3	2	101	0
	Center Field	1.000	18	24	0	0	24	0
	Left Field	1.000	8	15	0	0	15	0
<b>Totals</b>	<b>Center Field</b>	<b>.990</b>	<b>466</b>	<b>963</b>	<b>11</b>	<b>10</b>	<b>984</b>	<b>1</b>
	<b>Right Field</b>	<b>.984</b>	<b>155</b>	<b>300</b>	<b>5</b>	<b>5</b>	<b>310</b>	<b>1</b>
	<b>Left Field</b>	<b>.986</b>	<b>50</b>	<b>69</b>	<b>1</b>	<b>1</b>	<b>71</b>	<b>0</b>

## POSTSEASON BATTING

YEAR	SERIES	CLUB	AVG	G	AB	R	H	2B	3B	HR	RBI	SH	SF	HB	BB-I	SO	SB	CS	GDP	OBP	SLG
2020	ALWC	TB vs. TOR	.429	2	7	2	3	0	0	1	3	0	0	0	0-0	1	0	0	0	.429	.857
	ALDS	TB vs. NYY	.111	4	9	1	1	0	0	1	2	0	0	0	1-0	1	0	0	0	.200	.444
	ALCS	TB vs. HOU	.261	7	23	4	6	0	0	3	6	1	0	1	2-0	8	0	0	0	.346	.652
	WS	TB vs. LAD	.316	6	19	3	6	1	0	0	0	0	0	0	2-0	9	2	1	0	.381	.368
2021	ALDS	TB vs. BOS	.143	3	7	1	1	0	0	0	0	0	0	1-0	3	0	1	0	.250	.143	
2022	ALWC	TB vs. CLE	.125	2	8	0	1	0	0	0	0	0	0	1-0	1	0	1	1	.222	.125	
<b>Postseason Totals</b>			<b>.247</b>	<b>24</b>	<b>73</b>	<b>11</b>	<b>18</b>	<b>1</b>	<b>0</b>	<b>5</b>	<b>11</b>	<b>1</b>	<b>0</b>	<b>1</b>	<b>7-0</b>	<b>23</b>	<b>2</b>	<b>3</b>	<b>1</b>	<b>.321</b>	<b>.466</b>

## LEFT-RIGHT BREAKDOWN

	2022						CAREER				
	AVG	AB	H	HR	RBI		AVG	AB	H	HR	RBI
vs. Left	.346	78	27	1	13		.281	704	198	13	74
vs. Right	.252	258	65	3	34		.242	1597	387	35	171



18

LEFT-HANDED PITCHER

## SHANE McCLANAHAN

Shane Peter McClanahan

BATS LEFT

THROWS LEFT

HEIGHT 6'1"

WEIGHT 200

OPENING DAY AGE 25

MAJOR LEAGUE SERVICE 1 year, 158 days

BORN 4/28/97 in Baltimore, MD

RESIDES Tampa, FL

CONTRACT STATUS Signed through 2023

SIGNING SCOUT Brett Foley (Rays)

ACQUIRED Selected in the first round (31st overall) of the 2018 Amateur Draft

ORGANIZATION  
COACHES & STAFF  
40-MAN ROSTER  
Shane McClanahan

## X-RAY REPORT

- ◆ Shane wore a suit gifted to him by former teammate Chris Archer for the red carpet parade during 2022 All-Star festivities in Los Angeles... he was joined on the trip west by his parents and girlfriend...he used the experience to catch up with aces around the league, including Gerrit Cole, Clayton Kershaw and Justin Verlander... he returned home with an autographed All-Star jersey, signed balls and Kershaw's signature on a jersey he had brought from his Tampa home.
- ◆ Shane collaborated with Kahwa Coffee to create a snickerdoodle flavored iced latte...\$2 from each No. 18 Latte is donated to Buddy Baseball, a non-profit baseball league for children with special needs...his mom was a special needs school teacher and Shane has participated in Buddy Baseball events since 2021.
- ◆ Shane's phone froze after he debuted in the 2020 postseason thanks to a combination of about 300 texts and a surge of social media notifications.
- ◆ He was born in Baltimore and lived there until he was six...some of the best memories of his childhood are taking the train to watch the Orioles play...he idolized Cal Ripken Jr. and had signatures and other collectibles, including a life-size poster of him in his bedroom...Cal is the reason "8" remains his favorite number.

## 2022 SEASON

- ◆ Won the Don Zimmer Award, given to the club's Most Valuable Player, based on voting done by the Tampa Bay Chapter of the BBWAA.
- ◆ In his first full season with the Rays, led the club with 12 wins, 166.1 IP and 194 SO...started on Opening Day, for the AL in the All-Star Game and in Game 1 of the Wild Card Series at CLE.

- ◆ His 194 SO tied for 7th in the AL and were the most by a Ray since Charlie Morton (240) in 2019...his 0.93 WHIP ranked 2nd in the AL and was the lowest in franchise history, passing Blake Snell (0.97) in his 2018 Cy Young season...ranked 5th in the AL with a 2.54 ERA, 6th with a 5.11 SO/BB ratio, 1st in swing-and-miss rate (34.2 pct.) and 4th in strikeout rate (30.3 pct.).
- ◆ Opponents hit .194/.246/.317 (116-for-597) against him...ranked among major league leaders in opp avg. (4th), opp OBP (2nd), opp SLG (8th) and opp OPS (.562, 3rd)...had a 50.2 pct. ground ball rate, 3rd in the AL...left 80.5 pct. of runners that reached base stranded, 6th in the majors.
- ◆ Totaled 146 SO on offspeed and breaking pitches, 3rd in the majors behind LAA Shohei Ohtani (175) and CHW Dylan Cease (169)...had a whiff rate of 40.6 pct. (307 of 756) between those pitches, compared to 24.0 pct. (111 of 462) on his fastball...ranked 5th in the AL with 61 SO on the changeup and 7th with 56 SO on the curveball.
- ◆ Used his changeup for 25.4 pct. of his pitches, compared to 8.0 pct. in 2021...the 44.6 pct. whiff rate on the pitch was 3rd in the AL (min. 75 PA).
- ◆ His avg. fastball velocity was 96.7 mph, 8th in the majors and 1st among lefties (min. 1,500 pitches).
- ◆ Made 17 starts of 6 IP (or more) and 2 runs (or fewer), 3rd in the AL behind TOR Alek Manoah (21) and TEX Martin Pérez (18)...tied for 4th in club history behind David Price (20) in 2012, James Shields (20) in 2011 and Blake Snell (19) in 2018.
- ◆ His 19 starts of 4 hits (or fewer) tied for 2nd in the AL behind CHW Dylan Cease (21) and ranked 2nd among traditional starters in franchise history behind Blake Snell (20) in 2018.
- ◆ Went 9-5 with a 2.81 ERA (105.2-IP, 33-ER) in 18 starts at home and 3-3 with a 2.08 ERA (60.2-IP, 14-ER) in 10 starts on the road...the nine home

NON-ROSTER INVITES  
RECORDS & HISTORY  
OPPONENTS  
MINOR LEAGUE OPERATIONS  
BROADCAST INFORMATION  
TROPICANA FIELD & MISCS.

wins tied for 3rd in the AL and tied for 2nd in club history behind Blake Snell (10) in 2018.

- ♦ The Rays went 9-3 in his first 12 starts of the season, compared to 6-10 in his last 16 starts.
- ♦ Went 10-3 with a 1.71 ERA (110.2-IP, 21-ER) in 18 starts before the All-Star break, compared to 2-5 with a 4.20 ERA (55.2-IP, 26-ER) in 10 starts after it...had a 2.20 SO/BB ratio (33-SO, 15-BB) over his last 7 starts after recording a 7.00 SO/BB ratio (161-SO, 23-BB) through his first 21 starts.
- ♦ Became the first pitcher since the All-Star Game was introduced in 1933 to enter the break with at least 10 wins, an ERA under 1.75 and WHIP under 0.80...became the fifth pitcher since 1933 to enter the break with at least 10 wins, 147 SO and a 1.71 ERA (or lower), joining NYM Dwight Gooden in 1985, OAK Vida Blue in 1971, CLE Luis Tiant in 1968 and LAD Sandy Koufax in 1966.
- ♦ His 1.71 ERA in the first half was the lowest by a qualifying starting pitcher before the All-Star break in franchise history, passing Blake Snell (2.27) in 2018...marked the lowest by an AL pitcher since BOS Clay Buchholz (1.71) in 2013.
- ♦ The Rays won seven straight in his starts from May 5–June 9, and he won a career-high six consecutive decisions over that stretch.
- ♦ Allowed 1 ER (or fewer) in 11 of 12 starts from May 11–July 13, going 8-1 with a 1.15 ERA (78.1-IP, 10-ER) over that stretch...from May 11–July 8, made 11 straight outings of 6 IP (or more), 7 SO (or more) and 2 ER (or fewer), the longest single-season streak in AL history and 3rd-longest in the majors since Baseball Reference data is available (1901), trailing ARI Randy Johnson (14) in 1999 and HOU Mike Scott (12) in 1986.
- ♦ From May 11–July 26, made 13 straight starts of 6 IP (or more) and 2 ER (or fewer), passing Paul Wilson (8) from Aug 28, 2001–April 10, 2002 for the longest such streak in club history...marked the longest streak in the majors since CHC Jake Arrieta (14) spanning 2015-16 and longest single-season streak since SEA Félix Hernández (16) in 2014...his 13 straight outings of 6 IP (or more), 6 SO (or more) and 2 ER (or fewer) marked the 2nd-longest streak since Baseball Reference data is available (1901) behind ARI Randy Johnson (14) from June 25–Aug 31, 1999.
- ♦ From June 9–July 13, made seven straight outings of 6 IP (or more), 6 SO (or more) and 1 ER (or fewer)...tied MIN Johan Santana in 2004 for the longest streak in AL history and was one shy of LAD Sandy Koufax from June 13–July 12, 1962 for the longest streak in the majors since Baseball Reference data is available (1901).
- ♦ From June 9–July 26, became the third pitcher since Baseball Reference data is available (1901) to make eight consecutive starts of 6 IP (or more) and 4 hits (or fewer), following MIN Johan Santana (10) from June 15–Aug 1, 2004 and LAD Ted Lilly (8) from Sep 17, 2011–May 7, 2012.
- ♦ In *Baseball America's* Best Tools survey of managers, coaches and executives, was ranked as the AL's 2nd-best Pitcher and 2nd-best Curveball behind HOU Justin Verlander, and 3rd-best Control behind Verlander and TB Corey Kluber.
- ♦ Was on the 15-day IL from Aug 31–Sep 14 due to left shoulder impingement.
- ♦ Made his first career Opening Day roster and start, pitching 4.1 scoreless innings in a no-decision vs. BAL...at 24 years, 345 days, was the youngest Opening Day starter used by the Rays since Scott Kazmir (23.068) in 2007...became the fourth pitcher drafted in the first round by the Rays to make an Opening Day start for them, joining Blake Snell (2019), David Price (2011, 2013-14) and Dewon Brazelton (2005).
- ♦ On April 30 vs. MIN, recorded a career-high 11 SO, the most by a Rays pitcher in an outing of 5 IP (or fewer) since Chris Archer (12) on April 3, 2016 vs. TOR...all 3 runs allowed came on a pair of homers from Kyle Garlick (solo, 2-run).
- ♦ On May 11 at LAA, had a career-high-tying 11 SO for the second time in his last 3 starts.
- ♦ On May 17 vs. DET, his only run allowed was a homer by Jeimer Candelario in the 5th inning...his 2nd-inning strikeout of Miguel Cabrera was the 200th of his career...became the 29th pitcher since Baseball Reference data is available (1901) to reach 200 SO within his first 33 career games...was the fourth lefty to do so, joining PHI Cole Hamels in 2006-07, NYY Al Downing in 1961-64 and CLE Herb Score in 1955.
- ♦ On June 9 vs. STL, his only run allowed was unearned after his throwing error on an Albert Pujols comebacker in the 6th inning...went a career-high 8 IP and yielded just 2 hits.
- ♦ On July 31 vs. CLE, allowed a career-high 5 runs...his 7 hits allowed registered exit velocities of 49.2, 79.0, 67.1, 66.1, 84.5, 89.5 and 86.9 mph.
- ♦ On Aug 13 vs. BAL, snapped a 3-start winless streak and recorded his 11th win, passing his total from his rookie season.
- ♦ On Aug 24 vs. LAA, went six scoreless innings and recorded 9 SO, including Mike Trout twice and Shohei Ohtani twice...extended his scoreless streak against the Angels to 16 IP, dating back to June 26, 2021 at home...ended the season with 13 scoreless innings against them, tied with Wilson



Álvarez against the 2002 Marlins for 2nd-most against a single opponent in club history behind David Price (16 IP) against the 2012 Angels.

- On Aug 30 at MIA, did not make his start due to left shoulder impingement...was scratched minutes before first pitch after stopping his warmups and consulting with coaches in the bullpen...placed on the 15-day IL the next day.
- On Sep 15 at TOR, returned from the 15-day IL and made his first start since Aug 24 vs. LAA...allowed singles to two of his first 3 BF and a double steal but escaped the jam with a strikeout and flyout...pitched five scoreless innings and retired 11 of his last 12 BF after a 1-out walk in the 2nd inning...thirty of his last 37 pitches were strikes, compared to 16 of his first 32 pitches.
- On Sep 20 vs. HOU, left in the 5th inning due to neck tightness...allowed 5 runs, matching his career high from July 31 vs. CLE and passing his total from his previous 4 starts combined (4)...snapped his scoreless streak at 15 IP after yielding 3 hits in the 1st inning, including a RBI double to Kyle Tucker...yielded a 3-run homer to Jeremy Peña in the 3rd and charged a fifth run when an inherited runner scored in the 5th.

“

That's pretty special stuff right there. Big fastball, but not only that, he really commands his offspeed pitches extremely well. He's good. With good health, that kid's going to be very good for a long period of time. It's not just about that high (strikeout) number. He's a good pitcher. He pitches really well.

**FORMER ANGELS MANAGER JOE MADDON**  
| Tampa Bay Times |

”

- **ALL-STAR GAME:** Selected as a result of the Player Balloting, his first career selection...became the ninth Rays starting pitcher to make an All-Star Team, joining Charlie Morton (2019), Blake Snell (2018), Chris Archer (2015, 2017), David Price (2010-12, 2014), Matt Moore (2013), James Shields (2011), Scott Kazmir (2006, 2008) and Rolando Arrojo (1998)...became the fourth player in club history to make the All-Star Team within one of his first two major league seasons,

joining 2B Brandon Lowe in 2019, 3B Evan Longoria in 2008-09 and Arrojo in 1998.

- Became the second pitcher in club history to start an All-Star Game, following David Price in 2010...at 25 years, 82 days, was the youngest pitcher to start an All-Star Game since NYM Matt Harvey (24.111) in 2013...allowed a RBI single to Mookie Betts and solo homer to Paul Goldschmidt in the 1st inning.
- **POSTSEASON:** Started Game 1 of the AL Wild Card Series at CLE and took the loss...his only runs allowed in 7 IP came off a go-ahead, 2-run homer by José Ramírez in the 6th inning...was the longest postseason start by a Ray since David Price (7 IP) in Game 2 of the 2013 ALDS at BOS.

## CAREER HIGHLIGHTS

- In **2021**, tied Josh Fleming for the team lead with 10 wins, which tied for 2nd among major league rookies behind HOU Luis García (11)...ranked 4th among major league rookies with 141 SO and 2nd with a 10.29 SO/9 IP ratio (min. 100 IP).
- Received one second-place vote to finish 7th in the AL Rookie of the Year balloting.
- His 141 SO ranked 6th among rookies in club history and were the most since Nathan Karns (145) in 2015...min. 100 IP, his 3.43 ERA ranked 3rd among Rays rookies behind Jeremy Hellickson (2.95) in 2011 and Chris Archer (3.22) in 2013.
- Went 7-3 with a 2.84 ERA (63.1-IP, 20-ER) in 12 starts after the All-Star break...tied for 2nd in the AL in wins and tied for 7th in ERA (min. 50 IP).
- Reached 100 mph 16 times, 4th in the majors among starters behind NYM Jacob deGrom (185), MIA Sandy Alcantara (58) and NYY Gerrit Cole (31)...became the second left-handed starter since Statcast data is available (2015) to throw at least 10 pitches at 100 mph (or more) in a single season, joining SEA James Paxton (42) in 2016.
- After making his season debut on April 29, his 109 SO between breaking and offspeed pitches ranked 5th in the AL and his 71 SO with the slider ranked 4th in the AL.
- Went 5-0 with a 2.76 ERA in August, setting a club record for wins in August and a club rookie record for wins in a calendar month...tied the club record (regardless of rookie status) for wins in a calendar month, most recently Blake Snell (5) in September 2018.
- Placed on the injured list on Sep 10, retroactive to Sep 9, but missed the minimum 10 days.
- On April 29 vs. OAK, made his first career regular season app...began the game with a strikeout of Mark Canha on a 100.5 mph fastball, which



tied for the fastest strikeout pitch by a lefty starter in the pitch-tracking era (since 2008)... joined BOS Chris Sale on June 24, 2018 vs. SEA and SEA James Paxton on June 6, 2016 vs. CLE.

- ◆ **POSTSEASON:** Went 1-0 with a 7.94 ERA (5.2-IP, 5-ER) in 2 apps (1 start) in the ALDS against the Red Sox...started the series opener and pitched in relief with the Rays facing elimination.
- ◆ In Game 1 vs. BOS, went five scoreless in his first career postseason start...became the fourth traditional rookie starter (non-opener) in club history to start a postseason game, joining Jeremy Hellickson in 2011, Matt Moore in 2011 and Wade Davis in 2010...joined Moore as the only Rays rookies (non-opener) to start a Game 1.
- ◆ In Game 4 at BOS, pitched in relief for the first time all season and yielded 5 runs in 0.2 IP.
- ◆ In 2020, was part of the Rays 60-man player pool and spent the summer at the alternate training site in Port Charlotte.
- ◆ Ranked by *Baseball America* as the No. 100 overall prospect in the minors following the season... was the No. 5 prospect in the Rays system...the publication also tabbed him as having the Best Changeup in the organization.
- ◆ **POSTSEASON:** Went 0-0 with a 8.31 ERA (4.1-IP, 4-ER) in 4 apps...became the first pitcher in major league history to debut in the postseason... was one of three players to make his major league debut in the 2020 postseason, along with OF Alex Kirilloff (Twins) and LH Ryan Weathers (Padres, one day after McClanahan)...prior to the 2020 postseason, only two players had made their major league debuts in the postseason: INF Adalberto Mondesi (Royals) in 2015 and INF Mark Kiger (Athletics) in 2006.
- ◆ Became the second player and first pitcher in major league history to appear in a World Series game before appearing in a regular season contest, joining KC Adalberto Mondesi in 2015.
- ◆ In Game 1 of the ALDS vs. NYY, entered his major league debut with 1-on, 2-out and a 9-3 deficit in the 9th inning...went single, walk, DJ LeMahieu groundout.
- ◆ In 2019, advanced to Double-A Montgomery in his first full professional season...began the season with Class-A Bowling Green and was named to the Midwest League midseason All-Star Team.
- ◆ Promoted to Class-A Charlotte on June 8 and to Montgomery on Aug 4.
- ◆ Went 11-6 with a 3.36 ERA (120.2-IP, 45-ER) and 154 SO in 24 apps (22 starts) between three levels.
- ◆ Ranked 2nd among Rays minor leaguers in strikeouts and tied for 5th in wins.

- ◆ Ranked by *Baseball America* as the No. 83 overall prospect in the minors following the season... was the No. 7 prospect in the Rays system.
- ◆ In 2018, totaled 7 IP over 4 starts between the GCL Rays and Rookie-level Princeton after signing with the Rays...ranked by *Baseball America* as the No. 12 prospect in the Rays system following the season...the publication also tabbed him as having the Best Fastball in the organization.

## AMATEUR CAREER

- ◆ Selected out of the University of South Florida... as a redshirt sophomore at USF, recorded 120 SO in 76.1 IP and his 14.1 SO/9 IP ratio ranked 2nd in Division I...missed the 2016 season recovering from Tommy John surgery.
- ◆ Ranked by *Baseball America* as the No. 8 overall player in the 2018 Amateur Draft.
- ◆ Previously selected by the Mets in the 26th round of the 2015 Amateur Draft out of Cape Coral (Fla.) High School, but did not sign.

## CAREER HIGHS

### LONGEST OUTING

8.0, 6/9/22 vs. STL

### STRIKEOUTS

11, 2x-last 5/11/22 at LAA

### WALKS

4, 9/20/22 vs. HOU

### HR ALLOWED

3, 9/25/22 vs. TOR

### RUNS ALLOWED

5, 2x-last 9/20/22 vs. HOU

### HITS ALLOWED

9, 7/27/21 vs. NYY

### WIN STREAK

6G, 5/5/22 - 6/9/22

### LOSS STREAK

3G, 9/20/22 - Current



## CAREER PITCHING

YEAR	CLUB	W	L	ERA	G	GS	CG	SHO	SV	IP	H	R	ER	HR	HB	BB-I	SO	WP	BK
2018	GCL Rays	0	0	0.00	2	2	0	0	0	3.0	1	0	0	0	0	0-0	6	0	0
	Princeton	0	0	0.00	2	2	0	0	0	4.0	2	0	0	0	0	1-0	7	0	0
2019	Bowling Green	4	4	3.40	11	10	0	0	0	53.0	38	22	20	3	0	31-0	74	9	0
	Charlotte	6	1	1.46	9	8	0	0	0	49.1	33	11	8	1	1	8-0	59	3	0
	Montgomery	1	1	8.35	4	4	0	0	0	18.1	30	18	17	3	0	6-0	21	1	0
2020	Did Not Pitch																		
2021	Tampa Bay	10	6	3.43	25	25	0	0	0	123.1	120	49	47	14	2	37-0	141	9	0
2022	Tampa Bay	12	8	2.54	28	28	0	0	0	166.1	116	52	47	19	3	38-1	194	9	0
<b>Minor League Totals</b>		<b>11</b>	<b>6</b>	<b>3.17</b>	<b>28</b>	<b>26</b>	<b>0</b>	<b>0</b>	<b>0</b>	<b>127.2</b>	<b>104</b>	<b>51</b>	<b>45</b>	<b>7</b>	<b>1</b>	<b>46-0</b>	<b>167</b>	<b>13</b>	<b>0</b>
<b>Major League Totals</b>		<b>22</b>	<b>14</b>	<b>2.92</b>	<b>53</b>	<b>53</b>	<b>0</b>	<b>0</b>	<b>0</b>	<b>289.2</b>	<b>236</b>	<b>101</b>	<b>94</b>	<b>33</b>	<b>5</b>	<b>75-1</b>	<b>335</b>	<b>18</b>	<b>0</b>

1: Selected by the Tampa Bay Rays in the first round (31st overall) of the 2018 Amateur Draft...signed by Brett Foley.

## CAREER FIELDING

YEAR	POSITION	PCT	G	PO	A	E	TC	DP
2021	Pitcher	1.000	25	1	14	0	15	0
2022	Pitcher	.929	28	1	12	1	14	1
<b>Totals</b>		<b>.966</b>	<b>53</b>	<b>2</b>	<b>26</b>	<b>1</b>	<b>29</b>	<b>1</b>

## ALL-STAR GAME PITCHING

YEAR	CLUB	W	L	ERA	G	GS	CG	SHO	SV	IP	H	R	ER	HR	HB	BB-I	SO	WP	BK
2022	AL, Los Angeles-NL	0	0	18.00	1	1	0	0	0	1.0	4	2	2	1	0	0-0	1	0	0

## POSTSEASON PITCHING

YEAR	SERIES	CLUB	W	L	ERA	G	GS	CG	SHO	SV	IP	H	R	ER	HR	HB	BB-I	SO	WP	BK
2020	ALDS	TB vs. NYY	0	0	5.40	2	0	0	0	0	1.2	2	2	1	1	0	1-0	2	0	0
	ALCS	TB vs. HOU	0	0	16.20	1	0	0	0	0	1.2	5	3	3	1	0	1-0	2	0	0
	WS	TB vs. LAD	0	0	0.00	1	0	0	0	0	1.0	1	0	0	0	0	0-0	0	0	0
2021	ALDS	TB vs. BOS	1	0	7.94	2	1	0	0	0	5.2	10	5	5	1	0	1-0	3	0	0
2022	ALWC	TB vs. CLE	0	1	2.57	1	1	0	0	0	7.0	7	2	2	1	0	0-0	5	0	0
<b>Postseason Totals</b>			<b>1</b>	<b>1</b>	<b>5.82</b>	<b>7</b>	<b>2</b>	<b>0</b>	<b>0</b>	<b>0</b>	<b>17.0</b>	<b>25</b>	<b>12</b>	<b>11</b>	<b>4</b>	<b>0</b>	<b>3-0</b>	<b>12</b>	<b>0</b>	<b>0</b>

## LEFT-RIGHT BREAKDOWN

	2022				CAREER			
	AVG	AB	H	HR	AVG	AB	H	HR
vs. Left	.204	93	19	3	.249	185	46	5
vs. Right	.192	504	97	16	.214	888	190	28



**25****INFIELDER**

# CURTIS MEAD

**Curtis James Mead****BATS RIGHT****THROWS RIGHT****HEIGHT 6'2"****WEIGHT 210**OPENING DAY AGE **22**MAJOR LEAGUE SERVICE **None**BORN **10/26/00 in Adelaide, Australia**RESIDES **Adelaide, Australia**CONTRACT STATUS **Signed through 2023**SIGNING SCOUT **Howard Norsetter, Roberto Aquino and Derrick Chung (Phillies)**ACQUIRED **From the Philadelphia Phillies in exchange for LH Cristopher Sánchez, 11/20/19**

## X-RAY REPORT

- Curtis is attempting to become the third Australian-born player to appear for the Rays, joining pitchers Grant Balfour (2007-10, 2014-15) and Damian Moss (2004)...he would become the first Australian position player regular since MIL Dave Nilsson, who took his final at-bat in the majors over a year before Curtis was born.
- His father, Tim, played for the Adelaide Giants in the Australian Baseball League...newspapers described Tim as having a "Rolls Royce Swing."
- For most of his childhood, he was pushed to play Aussie rules football but chose the road less traveled in baseball...at age 16, the Woodville-West Torrens in the South Australian National Football League wanted Mead to pick a sport... he chose baseball and quickly earned a spot on the Australian junior National Team and as a professional in the Australian Baseball League.
- His grandfather was a cricket player who picked up baseball when he lived in Darwin, where the game was introduced by American servicemen stationed there during World War II.
- His sister, Jamie, plays softball for Southeastern University in Lakeland.

## 2022 SEASON

- Split the season between Double-A Montgomery and Triple-A Durham, earning a June 27 promotion...combined to hit .298/.390/.532 (84-for-282) with 13 HR and 50 RBI in 76 games...tied for 4th among Rays minor leaguers with 27 2B.
- Missed time from July 29-Aug 19 with a right elbow strain...after returning for 4 games, received an injection to help the healing process and was shut down for the rest of the season.

- Named the Rays Minor League Hitter of the Month for June, batting .333 (32-for-96) with 8 2B, 7 HR and 20 RBI between two levels.
- Started for the AL team in the Futures Game in July at Dodger Stadium, going 0-for-3.
- Ranked by *Baseball America* as the No. 36 overall prospect in the minors following the season... was the No. 2 prospect in the Rays system...the publication also tabbed him as the Best Hitter for Average in the organization and the Best Batting Prospect in the Southern League in its Best Tools survey.

## CAREER HIGHLIGHTS

- In **2021**, advanced from Class-A Charleston to Durham, batting .321/.378/.533 (132-for-411) with 38 2B, 15 HR and 69 RBI in 104 games... promoted from Charleston to Class-A Bowling Green on July 6 and to Durham on Sep 11.
- Led the minors in doubles and led Rays minor leaguers in hits and extra-base hits (55)...tied for 3rd among Rays minor leaguers with 77 runs.
- Hit .313/.360/.530 (26-for-83) with 5 2B, 2 3B, 3 HR and 11 RBI in 20 games for the Scottsdale Scorpions in the Arizona Fall League...named to the AFL Rising Stars Game.
- Ranked by *Baseball America* as the No. 97 overall prospect in the minors following the season... was the No. 5 prospect in the Rays system...the publication also tabbed him as the Best Power Hitter in the organization.
- In **2020**, was not part of the Rays 60-man player pool and did not play following the cancellation of the minor league season.
- In **2019**, ranked 7th in the Gulf Coast League with 18 XBH and tied for 7th with 12 2B.





## CAREER BATTING

YEAR	CLUB	AVG	G	AB	R	H	2B	3B	HR	RBI	SH	SF	HB	BB-1	SO	SB	CS	GDP	OBP	SLG
2018	GCL Phillies West	.167	2	6	1	1	0	0	0	0	0	0	0	0-0	0	0	0	0	.167	.167
2019	GCL Phillies East	.285	44	158	26	45	12	2	4	19	1	0	3	13-0	23	4	3	6	.351	.462
2020		Did Not Play																		
2021	Charleston	.356	47	191	36	68	21	1	7	35	0	2	3	15-1	30	9	2	4	.408	.586
	Bowling Green	.282	53	206	38	58	15	1	7	32	0	4	4	19-0	38	2	2	6	.348	.466
	Durham	.429	4	14	3	6	2	0	1	2	0	0	0	0-0	3	0	0	0	.429	.786
2022	Montgomery	.305	56	210	35	64	21	0	10	36	0	3	8	25-0	45	6	2	7	.394	.548
	Durham	.278	20	72	8	20	6	0	3	14	0	1	1	11-0	17	1	0	4	.376	.486
<b>Minor League Totals</b>		<b>.306</b>	<b>226</b>	<b>857</b>	<b>147</b>	<b>262</b>	<b>77</b>	<b>4</b>	<b>32</b>	<b>138</b>	<b>1</b>	<b>10</b>	<b>19</b>	<b>83-1</b>	<b>156</b>	<b>22</b>	<b>9</b>	<b>27</b>	<b>.376</b>	<b>.517</b>

**1:** Signed by the Philadelphia Phillies as a free agent, May 4, 2018...signed by Howard Norsetter, Roberto Aquino and Derrick Chung. **2:** Acquired by the Tampa Bay Rays from Philadelphia in exchange for LH Cristopher Sánchez, November 20, 2019.

### DID YOU KNOW?

## TAMPA BAY RAYS EXPANSION DRAFT SELECTIONS NOVEMBER 18, 1997

### ROUND 1

1. Tony Saunders, LHP  
Florida
2. Quinton McCracken, OF  
Colorado
3. Bobby Abreu, OF  
Houston
4. Miguel Cairo, 2B  
Chicago (NL)
5. Rich Butler, OF  
Toronto
6. Bobby Smith, 3B  
Atlanta
7. Jason Johnson, RHP  
Pittsburgh
8. Dmitri Young, OF/1B  
Cincinnati
9. Esteban Yan, RHP  
Baltimore
10. Mike DiFelice, C  
St. Louis
11. Bubba Trammell, OF  
Detroit
12. Andy Sheets, SS  
Seattle
13. Dennis Springer, RHP  
Anaheim

### ROUND 2

14. Dan Carlson, RHP  
San Francisco
15. Brian Boehringer, RHP  
New York (AL)
16. Mike Duvall, LHP  
Florida
17. John LeRoy, RHP  
Atlanta
18. Jim Mecir, RHP  
Boston
19. Bryan Rekar, RHP  
Colorado
20. Rick Gorecki, RHP  
Los Angeles
21. Ramón Tatis, LHP  
Chicago (NL)
22. Kerry Robinson, OF  
St. Louis
23. Steve Cox, 1B  
Oakland
24. Albie Lopez, RHP  
Cleveland
25. José Paniagua, RHP  
Montreal
26. Carlos Mendoza, OF  
New York (NL)

### ROUND 3

27. Ryan Karp, LHP  
Philadelphia
28. Santos Hernandez, RHP  
San Francisco
29. Randy Winn, OF  
Florida
30. Terrell Wade, LHP  
Atlanta
31. Aaron Ledesma, SS  
Baltimore
32. Brooks Kieschnick, 1B  
Chicago (NL)
33. Luke Wilcox, OF  
New York (AL)
34. Herbert Perry, 1B  
Cleveland
35. Vaughn Eshelman, LHP  
Oakland




21

CATCHER

## FRANCISCO MEJÍA

Francisco José Mejía (meh-HE-uh)



BATS SWITCH

THROWS RIGHT

HEIGHT 5'8"

WEIGHT 180

OPENING DAY AGE 27

MAJOR LEAGUE SERVICE 4 years, 62 days

BORN 10/27/95 in Baní, DR

RESIDES Santo Domingo, DR

CONTRACT STATUS Signed through 2023

SIGNING SCOUT Ramon Peña and Felix Nivar (Cleveland)

ACQUIRED From the San Diego Padres along with C Blake Hunt, RH Luis Patiño and RH Cole Wilcox in exchange for LH Blake Snell, 12/29/20

## X-RAY REPORT

- Growing up, he idolized catcher Iván Rodríguez...the Hall of Famer and 13-time Gold Glove Award winner is his greatest inspiration.
- In 2016, Francisco hit safely in 50 consecutive games in Cleveland's system, the longest streak for a minor leaguer since 1954...he only became aware of his hitting streak after crossing 40+ games...the streak almost ended at 49 games when he reached base on an error and a walk, but the error on a grounder to third base was flipped to a hit an hour after the game concluded by official scorer Malcolm Haley.
- Francisco and his wife, Sorivel, have three children: Francisco, Sorianny and Sorielys.
- Francisco will play for the Dominican Republic in the 2023 World Baseball Classic.

## 2022 SEASON

- Appeared in a career-high 93 games and made 73 starts (70-C, 3-DH)...was on the COVID-19 Related IL from April 22-May 4 (positive test) and 10-day IL from July 26-Aug 4 (right shoulder impingement)...was on the paternity list for the final two days of the regular season.
- Threw out 18.2 pct. (8 of 44) of potential base stealers...erased 34.8 pct. (8 of 22) from July 2 through season's end after a 0-for-22 start.
- Hit .337 (29-for-86) against left-handed pitching.
- Had 7 BB in 299 PA and his 2.3 pct. walk rate was the 4th-lowest in the majors (min. 250 PA).
- His last homer came on July 17 vs. BAL...ended the season on a career-less homerless drought of 102 AB and hit 1 HR in his last 47 games.

- Made his fourth straight Opening Day roster.
- Produced runs in his first 3 PA of the season and drove in the go-ahead run in the first 2 games...on Opening Day vs. BAL, hit a pinch-hit, sacrifice fly off Jorge López in the 8th inning...the next day, delivered a RBI single in the 2nd inning and a 2-run homer in the 3rd...his 4 RBI were the most by a Rays hitter through the first 2 games of a season since Ben Zobrist (4) in 2013.
- Became the first catcher in club history (while playing the position) with 10 RBI through the first 13 games of a season...achieved this despite appearing in just 7 games over that stretch.
- On June 18 at BAL, recorded a career-high 4 hits, the most by a Rays catcher since Dioner Navarro (4) on May 22, 2009 at FLA...marked the fourth time in franchise history a catcher went 4-for-4 (or better), joining Navarro on Sep 11, 2007 at BOS, Toby Hall on June 1, 2003 vs. ANA and John Flaherty on May 12, 2001 at CLE.
- On July 2 at TOR (G2), recorded the second multi-HR game of his career, joining Sep 6, 2018 at CIN (with SD)...became the ninth catcher (15th time) in club history with a multi-HR game.
- On July 12 vs. BOS, hit a RBI single as a pinch-hitter in the 6th inning...with the Rays leading, 3-2, picked off Alex Verdugo at third base for the first out of the 7th after the Red Sox opened the frame with a double and single to put runners on the corners...marked the first pickoff by a Rays catcher since Mike Zunino on July 10, 2021 vs. TOR and the second of his career, joining June 24, 2021 vs. BOS...his throw to third was 84.3 mph with a pop time of 1.43 seconds, according to Statcast...it increased the Rays win probability from 45.6 to 70.9 pct., according to FanGraphs.



160 / 2023 TAMPA BAY RAYS MEDIA GUIDE

40-MAN ROSTER • FRANCISCO MEJÍA

- On Aug 17 at NYY, hit a go-ahead, 3-run double off Aroldis Chapman on an 0-2 pitch with 2 outs in the 10th inning...marked his third career go-ahead hit in extra innings, following a 2-run single on May 24, 2021 at TOR and a grand slam on May 21, 2021 at TOR...the 3 RBI tied a season high (4th time) and were his most since July 2 at TOR (G2)...the Rays went on to lose, 8-7, after a walk-off grand slam by Josh Donaldson.
- **POSTSEASON:** Was 0-for-3 as a defensive replacement in Game 2 of the AL Wild Card Series at CLE, playing the 8th-15th innings.

## CAREER HIGHLIGHTS

- In **2021**, appeared in 84 games and made 68 starts in his first season with the Rays.
- Hit .313 (15-for-48) with RISP, including 7-for-12 to end the season...hit .750 (6-for-8) with 1 2B, 1 3B, 1 HR and 15 RBI with the bases loaded.
- Recorded four go-ahead hits in the 9th inning (or later), compared to 1 hit of this type through his first four seasons in the majors.
- On April 17 at NYY, his first homer with the Rays came off Jordan Montgomery in the 2nd inning and went 365 feet—would not have left the ballpark at any other venue...it marked his first homer since Aug 9, 2020 vs. ARI (with SD).
- On May 21 at TOR, his second career grand slam came in the 12th inning off Jeremy Beasley...marked the second extra-inning grand slam in club history, following Dioner Navarro in the 13th inning on May 8, 2008 at TOR.
- On May 24 at TOR, entered as a defensive replacement in the 10th inning and hit a 2-run single in the 11th, his only at-bat...became the first player in club history with multiple go-ahead hits in extra innings in the same series.
- On June 16 at CHW, entered as a pinch-hitter and remained in the game at first base, his first action at the position in his professional career...started at first base on Oct 2 at NYY.
- On July 20 vs. BAL, recorded a career-high 5 RBI, with a 2-run homer in the 4th inning and a 3-run triple in the 8th...his 5 RBI were one shy of tying the single-game franchise record for a catcher and were the most by a Rays catcher since Travis d'Arnaud (5) in his 3-HR game on July 15, 2019 at NYY...became the second Rays catcher to homer and triple in the same game, joining John Jaso on May 23, 2010 at HOU.
- On Aug 10 at BOS, delivered a go-ahead, 2-run single with the bases loaded and 2 outs in the 9th inning...became the second catcher in club history with a go-ahead hit at Fenway Park in the

9th inning (or later), following a Dioner Navarro double off Jonathan Papelbon on Sep 9, 2008.

- On Aug 25 at PHI, hit a go-ahead, 3-run homer off Zack Wheeler in the 9th inning.
- **POSTSEASON:** Walked as a pinch-hitter in the 9th inning in Game 2 of the ALDS vs. BOS, his only plate appearance of the series.
- In **2020**, appeared in 17 games and made 12 starts, all at catcher, for the Padres...missed 27 games from Aug 17-Sep 15 with a left thumb contusion...appeared once as a pinch-hitter following his reinstatement but was optioned to the alternate training site on Sep 19.
- Finished the season hitless in his last 12 AB and in a 1-for-25 drought...his only hit over that stretch was his lone homer of the season, a 2-run shot on Aug 9 vs. ARI, off Taylor Widener.
- Played 18 games for the Estrellas de Oriente in the Dominican Winter League.
- Was one of four players acquired by the Rays from the Padres on Dec 29 for former Cy Young Award winner Blake Snell.
- In **2019**, appeared in 79 games and made 57 starts spanning two stints with the Padres...totaled two separate stints on the injured list: May 11-June 1 (left knee sprain) and Aug 29-Sep 17 (right oblique strain).
- Made his first career Opening Day roster.
- Increased his avg. from .200 on July 16 to .265 by season's end...hit .328/371/534 (38-for-116) with 7 2B, 5 HR and 14 RBI in his final 42 games.
- Split the **2018** season between Triple-A and the majors in the Cleveland and San Diego organizations...acquired by the Padres on July 19 for relievers Brad Hand and Adam Cimber.
- On Sep 4 at ARI, made his Padres debut and struck out as a pinch-hitter in the 6th inning.
- On Sep 6 at CIN, his first career homer came in his first start as a Padre...connected for a solo homer off Luis Castillo in the 3rd inning, and hit a 3-run homer off Castillo in his next at-bat...was the first player in Padres history to homer in the first 2 AB of his first start with the club.
- Became the second Padre in franchise history to homer twice in his first 3 AB with the team, joining Seth Smith in 2014.
- On Sep 16 vs. TEX, hit a walk-off grand slam off Jeffrey Springs to give the Padres a 7-3 win...became the second Padres rookie to hit a walk-off grand slam, following Everth Cabrera on Aug 9, 2009 vs. NYM...it marked the seventh walk-off grand slam in Padres history.



- ♦ Hit .293 (125-for-427) with 30 2B, 14 HR and 68 RBI in 110 games in the minors, combining Triple-A Columbus and Triple-A El Paso between the two organizations.
- ♦ Prior to the trade, made the International League midseason All-Star Team and played for the World team in the Futures Game in July at Nationals Park...marked his third consecutive Futures Game selection.
- ♦ Played for the Estrellas de Oriente in the Dominican Winter League for a third consecutive year.
- ♦ Ranked by *Baseball America* as the No. 32 overall prospect in the minors following the season... was the No. 4 prospect in the Padres system.
- ♦ In **2017**, was a September call up for Cleveland, his first career major league action...made his major league debut on Sep 1 at DET (G2) and flied out as a pinch-hitter in the 8th inning.
- ♦ On Sep 4 at CHW, recorded his first career hit with a 4th-inning single off James Shields.
- ♦ Played for Double-A Akron prior to his recall and won Eastern League Rookie of the Year... ranked 7th with a .297 avg. and .490 SLG and 9th with a .836 OPS...named to the Eastern League midseason and postseason All-Star teams.
- ♦ Played for the World team in the Futures Game in July at Marlins Park.
- ♦ Named to Cleveland's Organizational All-Star Team by MLB.com...named a Double-A All-Star by *Baseball America*.
- ♦ Hit .365 (23-for-63) with 2 HR and 8 RBI in 15 games for the Glendale Desert Dogs in the Arizona Fall League.
- ♦ Named to the AFL All-Prospect Team and the AFL Rising Stars Game.
- ♦ Ranked by *Baseball America* as the No. 20 overall prospect in the minors following the season... was the No. 1 prospect in the Cleveland system.
- ♦ Split the **2016** season between Class-A Lake County and Class-A Lynchburg, earning a June 27 promotion...hit .342/.382/.514 (139-for-407) with 11 HR and 80 RBI in 102 games between the two levels, including .386 (78-for-202) during a historic 50-game hitting streak (May 27-Aug 13).
- ♦ His hitting streak was the longest in the minors since Roman Mejias hit in 55 straight in 1954...it tied for the 4th-longest in minor league history.
- ♦ Was the centerpiece of a trade to send two-time All-Star Jonathan Lucroy from the Brewers to Cleveland...however, Lucroy exercised his no-trade clause and rejected the deal.
- ♦ His .342 avg. ranked 6th among all qualifying minor leaguers.
- ♦ Ranked 5th among Cleveland minor leaguers with 80 RBI...tied for 5th with 139 hits, tied for 6th with 29 2B and ranked 10th with 44 XBH.
- ♦ Named to the Midwest League midseason All-Star Team and Eastern League postseason All-Star Team...started for the World team in the Futures Game in July at Petco Park.
- ♦ Named to Cleveland's Organizational All-Star Team by MLB.com.
- ♦ Ranked by *Baseball America* as the No. 28 overall prospect in the minors following the season... was the No. 1 prospect in the Cleveland system...the publication also tabbed him as the Best Hitter for Average in the organization...named to its Minor League All-Star Team.
- ♦ Spent the **2015** season with Lake County and his 53 RBI ranked 2nd on the team...ranked by *Baseball America* as the No. 10 prospect in the Cleveland system following the season.
- ♦ In **2014**, led Short-A Mahoning Valley with 70 hits and 101 total bases...named to the New York-Penn League midseason All-Star Team.
- ♦ In **2013**, began his professional career in the Arizona League...signed on July 2, **2012** for \$350,000 out of the Dominican Republic.

## CAREER HIGHS

HITS	RUNS
4, 6/18/22 at BAL	2, 11x-last 7/22/22 at KC
HITTING STREAK	WALKS
8G, 8/7/22 - 8/20/22	2, 5x-last 8/5/22 at DET
HOME RUNS	STRIKEOUTS
2, 2x-last 7/2/22 at TOR (G2)	3, 5x-last 4/15/22 at CHW
RBI	STOLEN BASES
5, 7/20/21 vs. BAL	1, 8/4/19 at LAD

## HOME RUN HIGHLIGHTS

<b>GRAND SLAMS (2)</b>
5/21/21 at TOR (Jeremy Beasley); 9/16/18 vs. TEX (Jeffrey Springs)
<b>MULTI-HR GAMES (2)</b>
2 - 7/2/22 at TOR (G2); 9/6/18 at CIN
<b>WALK-OFF (1)</b>
9/16/18 vs. TEX (Jeffrey Springs)



## CAREER BATTING

YEAR	CLUB	AVG	G	AB	R	H	2B	3B	HR	RBI	SH	SF	HB	BB-I	SO	SB	CS	GDP	OBP	SLG
2013	AZL Cleveland	.305	30	105	16	32	9	1	4	24	1	0	2	5-0	18	3	1	1	.348	.524
2014	Mahoning Valley	.282	66	248	32	70	17	4	2	36	0	3	5	18-1	47	2	4	4	.339	.407
2015	Lake County	.243	109	391	45	95	13	0	9	53	5	2	10	38-1	78	4	1	7	.324	.345
2016	Lake County	.347	60	239	41	83	17	3	7	51	1	3	1	15-3	39	1	0	7	.384	.531
	Lynchburg	.333	42	168	22	56	12	1	4	29	0	2	1	13-0	24	1	2	4	.380	.488
2017	Akron	.297	92	347	52	103	21	2	14	52	1	6	5	24-1	53	7	2	7	.346	.490
	Cleveland	.154	11	13	1	2	0	0	0	1	0	0	0	1-1	3	0	0	0	.214	.154
2018	Columbus	.279	79	305	32	85	22	1	7	45	4	3	6	18-2	58	0	0	9	.328	.426
	Cleveland	.000	1	2	0	0	0	0	0	0	0	0	0	2-0	0	0	0	0	.500	.000
	El Paso	.328	31	122	22	40	8	1	7	23	0	2	1	7-0	25	0	0	1	.364	.582
	San Diego	.185	20	54	6	10	2	0	3	8	0	0	1	3-0	19	0	0	2	.241	.389
2019	San Diego	.265	79	226	27	60	11	2	8	22	0	1	4	13-1	56	1	1	6	.316	.438
	El Paso	.365	18	63	14	23	8	2	4	12	0	3	2	5-0	10	0	0	3	.411	.746
2020	San Diego	.077	17	39	5	3	1	0	1	2	0	0	2	1-0	9	0	0	1	.143	.179
2021	Tampa Bay	.260	84	250	31	65	15	3	6	35	1	2	7	17-0	49	0	0	4	.322	.416
2022	Tampa Bay	.242	93	289	32	70	22	0	6	31	0	1	2	7-0	65	0	0	6	.264	.381
	FCL Rays	.000	1	3	1	0	0	0	0	0	0	0	1	0-0	1	0	0	0	.250	.000
<b>Minor League Totals</b>		<b>.295</b>	<b>528</b>	<b>1991</b>	<b>277</b>	<b>587</b>	<b>127</b>	<b>15</b>	<b>58</b>	<b>325</b>	<b>12</b>	<b>24</b>	<b>34</b>	<b>143-8</b>	<b>353</b>	<b>18</b>	<b>10</b>	<b>43</b>	<b>.349</b>	<b>.461</b>
<b>Major League Totals</b>		<b>.241</b>	<b>305</b>	<b>873</b>	<b>102</b>	<b>210</b>	<b>51</b>	<b>5</b>	<b>24</b>	<b>99</b>	<b>1</b>	<b>4</b>	<b>16</b>	<b>44-2</b>	<b>201</b>	<b>1</b>	<b>1</b>	<b>19</b>	<b>.288</b>	<b>.393</b>

1: Signed by Cleveland as a free agent, July 2, 2012...signed by Ramon Peña and Felix Nivar. 2: Acquired by the San Diego Padres from Cleveland in exchange for RH Adam Cimber and LH Brad Hand, July 19, 2018. 3: Acquired by the Tampa Bay Rays along with C Blake Hunt, RH Luis Patiño and RH Cole Wilcox from San Diego in exchange for LH Blake Snell, December 29, 2020.

## CAREER FIELDING

YEAR	POSITION	PCT	G	PO	A	E	TC	DP	PB
2017	Catcher	1.000	3	4	0	0	4	0	0
2018	Catcher	1.000	10	103	4	0	107	0	4
2019	Catcher	.996	60	459	24	2	485	1	1
	Left Field	1.000	4	3	0	0	3	0	-
2020	Catcher	.990	16	93	7	1	101	0	1
2021	Catcher	.993	76	554	33	4	591	1	4
	Pitcher	-	2	0	0	0	0	0	-
	First Base	1.000	2	10	1	0	11	1	-
2022	Catcher	.997	83	619	27	2	648	2	5
	First Base	1.000	2	5	0	0	5	0	-
<b>Totals</b>	<b>Catcher</b>	<b>.995</b>	<b>248</b>	<b>1832</b>	<b>95</b>	<b>9</b>	<b>1936</b>	<b>4</b>	<b>15</b>
	<b>First Base</b>	<b>1.000</b>	<b>4</b>	<b>15</b>	<b>1</b>	<b>0</b>	<b>16</b>	<b>1</b>	<b>-</b>
	<b>Left Field</b>	<b>1.000</b>	<b>4</b>	<b>3</b>	<b>0</b>	<b>0</b>	<b>3</b>	<b>0</b>	<b>-</b>
	<b>Pitcher</b>	<b>-</b>	<b>2</b>	<b>0</b>	<b>0</b>	<b>0</b>	<b>0</b>	<b>0</b>	<b>-</b>

## POSTSEASON BATTING

YEAR	SERIES	CLUB	AVG	G	AB	R	H	2B	3B	HR	RBI	SH	SF	HB	BB-I	SO	SB	CS	GDP	OBP	SLG
2021	ALDS	TB vs. BOS	-	1	0	0	0	0	0	0	0	0	0	0	1-0	0	0	0	0	1.000	-
2022	ALWC	TB vs. CLE	.000	1	3	0	0	0	0	0	0	0	0	0	0-0	2	0	0	0	.000	.000
<b>Postseason Totals</b>			<b>.000</b>	<b>2</b>	<b>3</b>	<b>0</b>	<b>0</b>	<b>0</b>	<b>0</b>	<b>0</b>	<b>0</b>	<b>0</b>	<b>0</b>	<b>0</b>	<b>1-0</b>	<b>2</b>	<b>0</b>	<b>0</b>	<b>0</b>	<b>.250</b>	<b>.000</b>

## CAREER PITCHING

YEAR	CLUB	W	L	ERA	G	GS	CG	SHO	SV	IP	H	R	ER	HR	HB	BB-I	SO	WP	BK
2021	Tampa Bay	0	0	27.00	2	0	0	0	0	2.0	6	6	6	1	2	0-0	0	0	0

## LEFT-RIGHT BREAKDOWN

	2022					CAREER				
	AVG	AB	H	HR	RBI	AVG	AB	H	HR	RBI
vs. Left	.337	86	29	1	15	.274	299	82	6	33
vs. Right	.202	203	41	5	16	.223	574	128	18	66



17

INFIELDER

## ISAAC PAREDES

Isaac Edgardo Paredes Calderon (eez-AHK puh-RAY-dehs)

BATS **RIGHT**THROWS **RIGHT**HEIGHT **5'11"**WEIGHT **225**OPENING DAY AGE **24**MAJOR LEAGUE SERVICE **1 year, 160 days**BORN **2/18/99** in **Hermosillo, MEX**RESIDES **Hermosillo, MEX**CONTRACT STATUS **Signed through 2023**SIGNING SCOUT **Sergio Hernandez and Louie Eljaua (Cubs)**ACQUIRED **From the Detroit Tigers along with a Competitive Balance Round B draft selection in exchange for OF Austin Meadows, 4/4/22**

## X-RAY REPORT

- ◆ Isaac is no stranger to swagger or breaking records as he enjoyed a historic run of homers last June...among his idols is John Cena, from whom he copied the celebratory "you can't see me" gesture of waving his hand in front of his face.
- ◆ He takes pride in his walk-up song, "De Los Besos Que Te Di" by Christian Nodal, a Mexican song which translates to "of the kisses I gave you."
- ◆ He and his wife, Brenda, have a daughter, Bella... he has a tattoo in Roman numerals on his left forearm for the birth year of his daughter.
- ◆ On September 2014 in a U-15 World Baseball Cup matchup between Mexico and the United States, Paredes took the mound displaying his 90+ mph fastball...he struck out five in 4 IP, and the performance eventually led to him being signed by the Cubs for \$850,000 by the same scout who found Miguel Cabrera, Louie Eljaua.
- ◆ Isaac will play for Team Mexico in the 2023 World Baseball Classic.

## 2022 SEASON

- ◆ In his first season in the Rays organization, tied Randy Arozarena for the team lead in homers... hit 20 HR in 111 games (88 starts) and 331 AB, compared to 2 HR in 57 games (51 starts) and 172 AB over parts of two seasons with the Tigers.
- ◆ Became the fourth player in club history with a 20-HR season before his 24th birthday, joining Evan Longoria in 2009 (33) and 2008 (27), B.J. Upton (24) in 2007 and Jorge Cantú (28) in 2005.
- ◆ Began the season with Triple-A Durham, appearing in 19 games with the Bulls before his May 1-7 stint with the Rays...recalled on May 16

after an injury to Brandon Lowe and remained with the Rays through the end of the season.

- ◆ Made 38 starts at third base, 33 starts at second base and 17 starts at first base.
- ◆ 52.9 pct. (36 of 68) of his hits went for extra bases, 4th-highest in the AL (min. 300 PA) behind SEA Cal Raleigh (61.5 pct.), MIN Byron Buxton (57.9 pct.) and LAA Mike Trout (56.5 pct.)...min. 300 PA, his 16.55 AB/HR ratio ranked 8th in the AL.
- ◆ From May 18–July 2, his 13 HR tied LAA Mike Trout for 2nd in the AL behind NYY Aaron Judge (15)...from July 3 through season's end, was held to 7 HR in his last 71 games (56 starts)... homered twice in his last 30 games (21 starts).
- ◆ His .205 avg. was the 2nd-lowest in franchise history among players with a 20-HR season behind Carlos Peña (.196) in 2010.
- ◆ On May 1 vs. MIN, made his Rays debut and singled off Tyler Duffey in the 7th inning.
- ◆ On May 18 vs. DET, started against his former team for the first time and hit solo homers in the 3rd and 8th innings, the first multi-HR game of his career...the 2 HR matched his total from the first 65 games (55 starts) of his career.
- ◆ Named AL Player of the Week for June 20-26, his first career weekly honor...hit .579/.619/1.474 (11-for-19) with 2 2B, 5 HR and 9 RBI in 5 games over that stretch, leading the majors in avg., slugging pct., OPS, homers and extra-base hits.
- ◆ On June 20 vs. NYY, broke up Gerrit Cole's no-hit bid with a single to start the 8th inning.
- ◆ On June 21 vs. NYY, hit solo homers off Nestor Cortes in the 1st and 3rd innings and a 2-run homer off Clarke Schmidt in the 5th...the 3 HR tied a single-game franchise record (7th time),



joining Brandon Lowe on Oct 2, 2021 at NYY, Travis d'Arnaud on July 15, 2019 at NYY, Evan Longoria on Oct 3, 2012 vs. BAL, B.J. Upton on Sep 9, 2012 vs. TEX, Longoria on Sep 18, 2008 vs. MIN and Jonny Gomes on July 30, 2005 vs. KC... at 23 years, 123 days, became the 2nd-youngest in club history with 3 HR in a single game behind Longoria (22.347) in 2008.

- ♦ Had 7 HR in 87 career games before his 3-HR game...according to the Elias Sports Bureau, the 7 HR were the fewest in club history for a 3-HR game, passing Jonny Gomes (9) in 2005.
- ♦ On June 22 vs. NYY, homered in his first at-bat and became the first player in club history to homer in four consecutive at-bats, according to the Elias Sports Bureau, and first in the majors since CHW José Abreu (4) from Aug 22-23, 2020 at CHC...became the second player in the expansion era (since 1961) to homer in four straight at-bats against the Yankees, joining KC/CHW Bo Jackson (4) from July 17, 1990-April 9, 1993.
- ♦ Became the fourth Ray to hit 4 HR in a 2-game span, joining Brandon Lowe from Sep 30-Oct 2, 2021 at HOU/NYY, Curt Casali from July 27-28, 2015 vs. DET and Greg Vaughn from May 18-19, 2002 vs. BAL...the 4 HR tied a club record for a 3-game series, joining Casali in 2015, Carlos Peña from June 8-10, 2010 vs. TOR, Vaughn in 2002 and Fred McGriff from May 4-6, 1999 vs. KC.
- ♦ On June 25 vs. PIT, singled in the 6th inning, hit a solo homer in the 8th and walk-off, 2-run single in the 9th, the first walk-off hit of his career...his walk-off hit was the seventh in franchise history on a 0-2 pitch, first since Austin Meadows (2-run single) on July 21, 2021 vs. BAL...homered in a third consecutive game, batting .583 (7-for-12) with 5 HR, 8 RBI and 1 HBP in 13 PA over that stretch...became the second player in club history with 5 HR over a 3-game span, joining Brandon Lowe (5) from Sep 29-Oct 2, 2021.
- ♦ On July 2 at TOR, became the second player in franchise history to homer in both games of a doubleheader, joining Ben Zobrist on April 28, 2011 at MIN...through Game 2, joined Fred McGriff from April 28-May 7, 1999 as the only players in club history with at least 8 HR, 15 RBI and a 1.500 OPS (or higher) over a 10-game span.
- ♦ On Aug 28 at BOS, homered over the Green Monster in the 2nd and 4th innings for the third multi-HR game of his career...at 23 years, 191 days, became the youngest player in franchise history with a multi-HR game at Fenway Park...walked in the 5th, 6th and 8th and became the fourth player in club history with 2 HR and 3 BB in a single game, joining Brandon Lowe on May 21, 2021 at TOR, Ji-Man Choi on Sep 11, 2019 at

TEX and Carlos Peña on Aug 31, 2007 at NYY... became the third player all-time and first visitor with 2 HR and 3 BB in a game at Fenway Park, following Mo Vaughn on April 25, 1996 vs. TEX and Félix Mantilla on Sep 18, 1964 vs. MIN.

- ♦ **POSTSEASON:** Hit a pinch-hit single off Shane Bieber in the 8th inning in Game 1 of the AL Wild Card Series at CLE...started Game 2 at second base and went 1-for-2 with 1 BB.

## CAREER HIGHLIGHTS

- ♦ In **2021**, appeared in 23 games and made 21 starts (9-2B, 8-3B, 4-SS) over four stints with the Tigers...missed nearly a month during his third stint while on the 10-day IL for a right hip strain.
- ♦ Spent the majority of the season with Triple-A Toledo, where he appeared in 72 games and finished with more walks (56) than strikeouts (47)...also played 3 games for Class-A Lakeland to start a rehab assignment...ranked 4th among Tigers minor leaguers with 59 BB.
- ♦ On June 11 vs. CHW, in the fourth game of his first major league stint of the season, hit a solo homer off Lucas Giolito in the 5th inning.
- ♦ Named to the Tigers Organizational All-Star Team by MLB.com.
- ♦ Played for the Venados de Mazatlan in the Mexican Winter League and hit .282/.437/.409 (40-for-142) with 4 HR and 23 RBI in 42 games.
- ♦ In **2020**, appeared in 34 games and made 30 starts, all at third base, in the shortened season, his first career major league action...began the season at the Tigers alternate training site in Toledo...recalled on Aug 17 and remained on the major league roster through season's end.
- ♦ Hit safely in 10 consecutive games from Sep 12-24, batting .364 (12-for-33) over that span... according to the Elias Sports Bureau, marked the longest hitting streak for a Tigers rookie since Will Rhymes (12) in 2010.
- ♦ On Aug 17 at CHW, made his major league debut and went 1-for-4 with a 2-run single off Gio Gonzalez in the 4th inning.
- ♦ On Aug 21, 2020 at CLE, his first career homer was a go-ahead grand slam in the 4th inning off Adam Plutko...became the 10th rookie in Tigers history to hit a grand slam for his first homer, first since Brennan Boesch on April 30, 2010 vs. LAA...according to the Elias Sports Bureau, was the first Tiger with 6 RBI (or more) through four career games since Pete Fox (6) in 1933.
- ♦ On Aug 24 at CLE, went 3-for-4 in his sixth career game...at 21 years, 188 days, became the



youngest Tiger with 3 hits (or more) since Omar Infante (21.117) on April 22, 2003 at OAK.

- ♦ Hit .379 (55-for-145) with 17 2B, 4 HR and 26 RBI in 42 games for the Venados de Mazatlan in the Mexican Winter League.
- ♦ Ranked by *Baseball America* as the No. 6 prospect in the Tigers system following the season.
- ♦ In **2019**, named the Tigers Minor League Co-Player of the Year...spent the entire season with Double-A Erie and named to the Eastern League midseason All-Star Team.
- ♦ Ranked 2nd in the Eastern League with a .282 avg., 3rd with a .368 OBP, 5th with a .784 OPS and 6th with 66 RBI...tied for 2nd in the league with 135 hits and tied for 8th with 57 BB.
- ♦ Ranked 2nd among Tigers minor leaguers in walks and 3rd in hits and RBI.
- ♦ Played in the Futures Game in July at Progressive Field...entered as a defensive replacement at third base and went 1-for-2.
- ♦ Named to the Tigers Organizational All-Star Team by MLB.com.
- ♦ Hit .208/.377/.396 (11-for-53) with 2 HR and 8 RBI in 15 games for the Mesa Solar Sox in the Arizona Fall League.
- ♦ Ranked by *Baseball America* as the No. 100 overall prospect in the minors following the season... was the No. 5 prospect in the Tigers system...the publication also tabbed him as having the Best Strike-Zone Discipline in the organization for a second consecutive year.
- ♦ Split the **2018** season between Single-A Lakeland and Erie, earning a July 19 promotion to Double-A as a 19-year-old...hit .278/.359/.456 (120-for-432) with 15 HR and 70 RBI in 123 games between the two levels.
- ♦ Ranked 3rd among Tigers minor leaguers in RBI and 4th in homers...tied for 2nd with 28 2B, ranked 3rd with 45 XBH and 5th with 70 runs.
- ♦ Named to the Florida State League midseason All-Star Team.
- ♦ Named the Tigers Minor League Player of the Month for July, batting .340/.423/.585 (32-for-94) with 2 2B, 7 HR and 19 RBI in 27 games.
- ♦ Named to the Tigers Organizational All-Star Team by MLB.com.
- ♦ Ranked by *Baseball America* as the No. 94 overall prospect in the minors following the season... was the No. 3 prospect in the Tigers system... the publication also tabbed him as the Best Hitter for Average in the organization.

- ♦ Spent the **2017** season in the Midwest League between the Cubs and Tigers organizations... acquired by the Tigers at the trade deadline in the deal sending Alex Avila and Justin Wilson to the Cubs...hit .252 (114-for-452) with 11 HR and 70 RBI between the two organizations.
- ♦ Ranked among MWL leaders in RBI (8th) and doubles (28, tied for 8th).
- ♦ Ranked by *Baseball America* as the No. 7 prospect in the Tigers system following the season.
- ♦ In **2016**, named to the Arizona League post-season All-Star Team in his first professional season...ranked 8th in the league with a .305 avg. and 9th with a .802 OPS...his 14 2B tied for 4th.
- ♦ Had a 17-game hitting streak from July 28-Aug 19, batting .353 (24-for-68) with 1 HR and 12 RBI.
- ♦ Received a Sep 3 promotion to end the season with Class-A South Bend...started at shortstop for all three of their postseason games.
- ♦ Ranked by *Baseball America* as the No. 29 prospect in the Cubs system following the season.

## CAREER HIGHS

### HITS

3, 7x-last 7/2/22 at TOR (G2)

### HITTING STREAK

10G, 9/12/20 - 9/24/20

### HOME RUNS

3, 6/21/22 vs. NYY

### RBI

4, 3x-last 7/2/22 at TOR (G2)

### RUNS

3, 3x-last 8/28/22 at BOS

### WALKS

3, 8/28/22 at BOS

### STRIKEOUTS

3, 4x-last 9/6/22 vs. BOS

## HOME RUN HIGHLIGHTS

### GRAND SLAMS (1)

8/21/20 at CLE (Adam Plutko)

### MULTI-HR GAMES (2)

3 - 6/21/22 vs. NYY; 2 - 8/28/22 at BOS; 5/18/22 vs. DET





## CAREER BATTING

YEAR	CLUB	AVG	G	AB	R	H	2B	3B	HR	RBI	SH	SF	HB	BB-I	SO	SB	CS	GDP	OBP	SLG
2016	AZL Cubs	.305	47	167	23	51	14	3	1	26	1	2	2	13-0	20	4	0	2	.359	.443
	South Bend	.167	3	12	0	2	0	0	0	0	0	0	1	0-0	2	0	0	0	.231	.167
2017	South Bend	.264	92	337	49	89	25	0	7	49	2	3	13	29-0	54	2	1	7	.343	.401
	West Michigan	.217	32	115	16	25	3	0	4	21	0	0	5	13-0	13	0	0	8	.323	.348
2018	Lakeland	.259	84	301	50	78	19	2	12	48	1	6	7	32-0	54	1	0	9	.338	.455
	Erie	.321	39	131	20	42	9	0	3	22	0	3	2	19-1	22	1	0	0	.406	.458
2019	Erie	.282	127	478	63	135	23	1	13	66	0	6	11	57-0	61	5	3	12	.368	.416
2020	<b>Detroit</b>	<b>.220</b>	<b>34</b>	<b>100</b>	<b>7</b>	<b>22</b>	<b>4</b>	<b>0</b>	<b>1</b>	<b>6</b>	<b>0</b>	<b>0</b>	<b>0</b>	<b>8-0</b>	<b>24</b>	<b>0</b>	<b>0</b>	<b>1</b>	<b>.278</b>	<b>.290</b>
2021	Toledo	.265	72	253	39	67	10	2	11	42	0	4	2	56-0	47	0	0	11	.397	.451
	<b>Detroit</b>	<b>.208</b>	<b>23</b>	<b>72</b>	<b>7</b>	<b>15</b>	<b>3</b>	<b>1</b>	<b>1</b>	<b>5</b>	<b>0</b>	<b>2</b>	<b>1</b>	<b>10-1</b>	<b>11</b>	<b>0</b>	<b>0</b>	<b>4</b>	<b>.306</b>	<b>.319</b>
	Lakeland	.111	3	9	4	1	0	0	1	2	0	0	0	3-0	3	0	0	0	.333	.444
2022	Durham	.263	25	95	15	25	7	1	4	18	0	3	2	13-0	19	0	1	0	.354	.484
	<b>Tampa Bay</b>	<b>.205</b>	<b>111</b>	<b>331</b>	<b>48</b>	<b>68</b>	<b>16</b>	<b>0</b>	<b>20</b>	<b>45</b>	<b>0</b>	<b>2</b>	<b>4</b>	<b>44-0</b>	<b>67</b>	<b>0</b>	<b>1</b>	<b>12</b>	<b>.304</b>	<b>.435</b>
	<b>Minor League Totals</b>	<b>.271</b>	<b>524</b>	<b>1898</b>	<b>279</b>	<b>515</b>	<b>110</b>	<b>9</b>	<b>56</b>	<b>294</b>	<b>4</b>	<b>27</b>	<b>45</b>	<b>235-1</b>	<b>295</b>	<b>13</b>	<b>5</b>	<b>49</b>	<b>.361</b>	<b>.427</b>
	<b>Major League Totals</b>	<b>.209</b>	<b>168</b>	<b>503</b>	<b>62</b>	<b>105</b>	<b>23</b>	<b>1</b>	<b>22</b>	<b>56</b>	<b>0</b>	<b>4</b>	<b>5</b>	<b>62-1</b>	<b>102</b>	<b>0</b>	<b>1</b>	<b>17</b>	<b>.300</b>	<b>.390</b>

**1:** Signed by the Chicago Cubs as a free agent, July 31, 2015...signed by Sergio Hernandez and Louie Eljaua. **2:** Acquired by the Detroit Tigers along with INF Jeimer Candelario from Chicago in exchange for C Alex Avila and LH Justin Wilson, July 31, 2017. **3:** Acquired by the Tampa Bay Rays along with a Competitive Balance Round B draft selection from Detroit in exchange for OF Austin Meadows, April 4, 2022.

## CAREER FIELDING

YEAR	POSITION	PCT	G	PO	A	E	TC	DP
2020	Third Base	.975	33	22	56	2	80	8
2021	Second Base	.978	10	15	30	1	46	6
	Third Base	1.000	8	10	10	0	20	2
	Shortstop	.938	5	3	12	1	16	2
2022	Third Base	.976	50	33	91	3	127	13
	Second Base	.992	43	49	78	1	128	19
	First Base	.994	29	144	13	1	158	14
	Shortstop	1.000	1	0	2	0	2	1
<b>Totals</b>	<b>Third Base</b>	<b>.978</b>	<b>91</b>	<b>65</b>	<b>157</b>	<b>5</b>	<b>227</b>	<b>23</b>
	<b>Second Base</b>	<b>.989</b>	<b>53</b>	<b>64</b>	<b>108</b>	<b>2</b>	<b>174</b>	<b>25</b>
	<b>First Base</b>	<b>.994</b>	<b>29</b>	<b>144</b>	<b>13</b>	<b>1</b>	<b>158</b>	<b>14</b>
	<b>Shortstop</b>	<b>.944</b>	<b>6</b>	<b>3</b>	<b>14</b>	<b>1</b>	<b>18</b>	<b>3</b>

## POSTSEASON BATTING

YEAR	SERIES	CLUB	AVG	G	AB	R	H	2B	3B	HR	RBI	SH	SF	HB	BB-I	SO	SB	CS	GDP	OBP	SLG
2022	ALWC	TB vs. CLE	.667	2	3	0	2	0	0	0	0	0	0	0	1-0	0	0	0	0	.750	.667

## LEFT-RIGHT BREAKDOWN

	2022					CAREER				
	AVG	AB	H	HR	RBI	AVG	AB	H	HR	RBI
vs. Left	.231	91	21	7	14	.267	135	36	7	18
vs. Right	.196	240	47	13	31	.188	368	69	15	38



1

RIGHT-HANDED PITCHER

# LUIS PATIÑO

Luis Fernando Patiño Arzuza (pah-TEEN-yo)

BATS **RIGHT**THROWS **RIGHT**HEIGHT **6'1"**WEIGHT **210**OPENING DAY AGE **23**MAJOR LEAGUE SERVICE **2 years, 26 days**BORN **10/26/99** in **Barranquilla, Colombia**RESIDES **Barranquilla, Colombia**CONTRACT STATUS **Signed through 2023**SIGNING SCOUT **Andres Cabadias (Padres)**

ACQUIRED **From the San Diego Padres along with C Blake Hunt, C Francisco Mejía and RH Cole Wilcox in exchange for LH Blake Snell, 12/29/20**

## X-RAY REPORT

- ◆ His Twitter handle is @ElElectrico26...the nickname *El Electrico* (The Electric One) began at around age 16 when a teammate described his arm as "electric," a teacher used the same word to describe his energy, and it stuck...he has a YouTube channel *El Electrico 26*, which is dedicated to his love of cars and video game commentary.
- ◆ He learned English in large part thanks to the help of fellow Padres pitching prospect MacKenzie Gore...MacKenzie also helped him develop his curveball...the Padres player development staff described their relationship like brothers...the two constantly pushed each other through multiple levels of the Padres system.
- ◆ Baseball is a family game for Luis...his grandfather introduced him to the game at 3 years old...his uncle and father both played in his hometown of Cartagena, but Luis never got to watch them play...he initially split time between pitching and shortstop, but realized his future was in pitching when he was 15 or 16 years old.
- ◆ His parents, Carlos Patiño Jimenez and Zulma Arzuza Rada, are longtime chemistry and biology professors in Colombia.

## 2022 SEASON

- ◆ Split the season between the majors and minors, including 6 starts with the Rays...opened the season in the rotation but limited to 11 pitches before the All-Star break due to a left oblique strain...reinstated on July 15 and made 2 starts before being optioned...was active for a spot start on Aug 18 and for 2 starts from Sep 5-11.
- ◆ In returning from his oblique injury, began a throwing program on April 30...progressed to throwing bullpens on May 17 and live BP on

June 1...began a rehab assignment with the FCL Rays on June 6 and transferred to Triple-A Durham on June 16...was scheduled for 6 IP in his July 2 rehab start but left after 3 IP and 49 pitches with a right middle finger blister.

- ◆ Made the first Opening Day roster of his career.
- ◆ On Sep 11 at NYY, yielded a career-high 9 runs in 1.1 IP, the most runs allowed by a Rays pitcher since Josh Fleming (10) on Aug 11, 2021 at BOS and most against the Yankees since J.P. Howell (9) on Sep 26, 2007 at home...marked the fourth time in club history a pitcher yielded 9 runs (or more) in an app of 1.1 IP (or fewer), joining Travis Harper on June 21, 2005 at NYY (relief), Jesus Colomé on June 9, 2005 at CIN (relief) and Rob Bell on April 18, 2005 at NYY (start)...allowed a career-high 3 HR, including back-to-back shots by Giancarlo Stanton and Gleyber Torres in the 2nd inning, and nine of 13 BF reached safely.
- ◆ Went 3-2 with a 4.50 ERA (34-IP, 17-ER) in 9 starts for the Bulls...scratched from his start on Sep 17 at Gwinnett and did not pitch the rest of the season due to right shoulder impingement.

## CAREER HIGHLIGHTS

- ◆ In **2021**, totaled 19 apps (15 starts) over three stints with the Rays: April 25–May 30, July 2 and July 22 through the end of the season.
- ◆ Was on the 10-day IL from May 19-30 with a right middle finger laceration...was optioned to Durham following his reinstatement.
- ◆ Born Oct 26, 1999, was the first player in Rays history to be younger than the franchise, which played its inaugural game on March 31, 1998.
- ◆ His last 2 apps of the season were both 2 IP out of the bullpen, both scoreless...went 2-0 with a 1.00 ERA (9-IP, 1-ER) in four total relief apps.



- ◆ Went 3-2 with a 3.14 ERA (43-IP, 15-ER) in 10 apps (9 starts) at home, compared to 2-1 with a 5.77 ERA (34.1-IP, 22-ER) in 9 apps (6 starts) on the road...yielded 3 runs (or fewer) in eight of 10 apps at home, including 2 runs (or fewer) seven times.
- ◆ Opponents hit .195 (17-for-87) with 36 SO in at-bats ending with the slider, while he totaled 38 SO and opponents hit a combined .246 (52-for-211) against his other four offerings.
- ◆ Used his 4-seam fastball for 60.5 pct. of his pitches, including 67.6 pct. in his last 11 apps (9 starts) beginning on Aug 3—highest in the AL over that stretch (min. 500 pitches).
- ◆ Issued 29 BB, with 21 coming against left-handed batters, which hit .274/.378/.452 (34-for-124) against him...his .378 opp OBP vs. LHB was the 6th-highest in the AL (min. 125 BF).
- ◆ On April 25 vs. TOR, started in his Rays debut and faced the Blue Jays once through the batting order, pitching 2.2 hitless and scoreless innings... at 21 years, 181 days, became the youngest pitcher to appear for the Rays since Scott Kazmir (21.180) on July 23, 2005 vs. BAL...was the 4th-youngest pitcher at the time of his Rays debut behind Dan Wheeler (21.265) on Sep 1, 1999 at BAL, Kazmir (20.212) on Aug 23, 2004 at SEA and Chad Gaudin (20.130) on Aug 1, 2003 at KC.
- ◆ On May 4 at LAA, his only run allowed in 3 IP of relief was a solo homer to Mike Trout in the 6th inning...recorded the second win of his career and first with the Rays...at 21 years, 190 days, was the youngest Rays winning pitcher since Scott Kazmir (21.185) on July 28, 2005 vs. KC.
- ◆ On July 29 vs. NYY, held the Yankees scoreless in 6 IP...at 21 years, 276 days, was the youngest Rays pitcher to defeat them since Scott Kazmir (21.149) on June 22, 2005 in the Bronx...was the youngest pitcher in the majors to do so since TOR Roberto Osuna (21.231) on Sep 25, 2016 at home and youngest starter since TOR Drew Hutchison (21.269) on May 17, 2012 at home...was the youngest pitcher to go at least six scoreless with 8 SO (or more) against any opponent since MIA José Fernández (21.272) on April 29, 2014 vs. ATL.
- ◆ Went 3-1 with a 3.07 ERA (29.1-IP, 10-ER) in 7 starts for the Bulls, including a scoreless streak of 20 IP spanning two stints from June 6–July 10.
- ◆ On June 25 at Jacksonville, 11 SO were a career high at any level and the most by a Bulls pitcher since Brent Honeywell Jr. (11) on July 23, 2017 vs. Lehigh Valley.
- ◆ **POSTSEASON:** Took the loss in Game 3 of the ALDS at BOS, allowing a walk-off, 2-run homer to Christian Vázquez in the 13th inning... became the second Rays pitcher to allow a walk-

off homer in the postseason, following Nick Anderson in Game 5 of the 2020 ALCS at HOU... pitched a scoreless 6th inning in Game 4 at BOS.

- ◆ In **2020**, made 11 apps (1 start) over three stints with the Padres, his first career major league action...was on the active roster from Aug 4–Sep 5, Sep 19 and Sep 25 (29th Man)...spent the rest of the summer at the alternate training site at the University of San Diego.
- ◆ Averaged 96.7 mph on his 226 fastballs thrown and reached a maximum velocity of 100.3 mph.
- ◆ On Aug 5 vs. LAD, made his major league debut out of the bullpen and yielded 3 runs in 2 IP, all coming on a 3-run homer by Joc Pederson in the 6th inning...got Kiké Hernández swinging to end the frame for his first career strikeout.
- ◆ Made his major league debut at 20 years, 284 days and was the youngest pitcher to appear in a regular season game in 2020.
- ◆ On Sep 19 vs. SEA, allowed 1 run in 1.2 IP in his first career start...on Sep 25 at SF (G2), pitched a scoreless 7th inning and recorded his first career win after the Padres won in walk-off fashion.
- ◆ **POSTSEASON:** Went 0-0 with a 3.38 ERA (2.2-IP, 1-ER) in 3 apps...pitched a scoreless 6th inning in the decisive Game 3 of the Wild Card Series vs. STL...made 2 apps in the NLDS vs. LAD.
- ◆ Was one of four players acquired by the Rays from the Padres on Dec 29 for former Cy Young Award winner Blake Snell.
- ◆ Ranked by *Baseball America* as the No. 23 overall prospect in the minors following the season... was the No. 3 prospect in the Rays system.
- ◆ In **2019**, went 6-8 with a 2.57 ERA (94.2-IP, 27-ER) in 20 apps (19 starts) between Class-A Lake Elsinore and Double-A Amarillo...began the season as the youngest pitcher in the California League and earned an Aug 7 promotion.
- ◆ Allowed 2 ER (or fewer) in 17 of 19 starts, and 4 hits (or fewer) in 14 of 19 starts.
- ◆ Was shut down after his start on Aug 20 following a career-high 94.2 IP and a lingering blister.
- ◆ Played for the NL team in the Futures Game in July at Progressive Field...retired all 5 BF and recorded back-to-back strikeouts to escape an inherited jam in the 7th inning.
- ◆ Named California League Pitcher of the Week for July 29–Aug 4 after pitching 8.1 scoreless innings with 9 SO on July 31 at San Jose (Giants).
- ◆ Ranked by *Baseball America* as the No. 18 overall prospect in the minors following the season...was the No. 2 prospect in the Padres system...the pub-



lication also tabbed him as having the Best Slider in the organization for a second consecutive year.

- In **2018**, made 17 starts for Class-A Fort Wayne in the Midwest League...yielded 7 ER in 3.1 IP in his second start, but pitched to a 1.44 ERA (75-IP, 12-ER) with 91 SO in 15 starts after that.
- Ranked by *Baseball America* as the No. 67 overall prospect in the minors following the season... was the No. 7 prospect in the Padres system.
- In **2017**, split his first professional season between the DSL Padres and AZL Padres and went 4-2 with a 2.25 ERA (56-IP, 14-ER).
- Weighed 150 pounds when he signed with the Padres on July 2, **2016**...after adding weight and strength, he gained 10-12 mph on his fastball in his first two years in the Padres system.

## CAREER HIGHS

### LONGEST OUTING

6.0, 4x-last 9/17/21 vs. DET

### LONGEST RELIEF OUTING

3.0, 5/4/21 at LAA

### STRIKEOUTS

8, 7/29/21 vs. NYY

### WALKS

5, 8/15/21 at MIN

### HR ALLOWED

3, 9/11/22 at NYY

### RUNS ALLOWED

9, 9/11/22 at NYY

### HITS ALLOWED

7, 2x-last 7/23/22 at KC

### WIN STREAK

3G, 8/21/21 - 10/2/21

### LOSS STREAK

2G, 5/11/21 - 7/2/21



WILL VRAGOVIC / TAMPA BAY RAYS



## CAREER PITCHING

YEAR	CLUB	W	L	ERA	G	GS	CG	SHO	SV	IP	H	R	ER	HR	HB	BB-I	SO	WP	BK
2017	DSL Padres	2	1	1.69	4	4	0	0	0	16.0	11	5	3	0	0	2-0	15	2	0
	AZL Padres	2	1	2.48	9	8	0	0	0	40.0	32	14	11	2	2	16-0	43	4	1
2018	Fort Wayne	6	3	2.16	17	17	0	0	0	83.1	65	25	20	1	5	24-0	98	13	1
2019	Lake Elsinore	6	8	2.69	18	17	0	0	0	87.0	61	30	26	4	1	34-0	113	8	1
	Amarillo	0	0	1.17	2	2	0	0	0	7.2	8	4	1	0	0	4-0	10	0	0
2020	<b>San Diego</b>	<b>1</b>	<b>0</b>	<b>5.19</b>	<b>11</b>	<b>1</b>	<b>0</b>	<b>0</b>	<b>0</b>	<b>17.1</b>	<b>18</b>	<b>10</b>	<b>10</b>	<b>3</b>	<b>1</b>	<b>14-0</b>	<b>21</b>	<b>1</b>	<b>0</b>
2021	<b>Tampa Bay</b>	<b>5</b>	<b>3</b>	<b>4.31</b>	<b>19</b>	<b>15</b>	<b>0</b>	<b>0</b>	<b>0</b>	<b>77.1</b>	<b>69</b>	<b>40</b>	<b>37</b>	<b>12</b>	<b>3</b>	<b>29-2</b>	<b>74</b>	<b>7</b>	<b>1</b>
	Durham	3	1	3.07	7	7	0	0	0	29.1	23	10	10	2	2	11-0	41	0	1
2022	<b>Tampa Bay</b>	<b>1</b>	<b>2</b>	<b>8.10</b>	<b>6</b>	<b>6</b>	<b>0</b>	<b>0</b>	<b>0</b>	<b>20.0</b>	<b>26</b>	<b>18</b>	<b>18</b>	<b>6</b>	<b>1</b>	<b>13-1</b>	<b>11</b>	<b>0</b>	<b>0</b>
	FCL Rays	0	0	3.00	2	2	0	0	0	3.0	3	1	1	0	0	0-0	6	1	0
	Durham	3	2	4.50	9	9	0	0	0	34.0	32	19	17	6	1	13-0	34	6	0
<b>Minor League Totals</b>		<b>22</b>	<b>16</b>	<b>2.67</b>	<b>68</b>	<b>66</b>	<b>0</b>	<b>0</b>	<b>0</b>	<b>300.1</b>	<b>235</b>	<b>108</b>	<b>89</b>	<b>15</b>	<b>11</b>	<b>104-0</b>	<b>360</b>	<b>34</b>	<b>4</b>
<b>Major League Totals</b>		<b>7</b>	<b>5</b>	<b>5.10</b>	<b>36</b>	<b>22</b>	<b>0</b>	<b>0</b>	<b>0</b>	<b>114.2</b>	<b>113</b>	<b>68</b>	<b>65</b>	<b>21</b>	<b>5</b>	<b>56-3</b>	<b>106</b>	<b>8</b>	<b>1</b>

1: Signed by the San Diego Padres as a free agent, July 2, 2016...signed by Andres Cabadias. 2: Acquired by the Tampa Bay Rays along with C Blake Hunt, C Francisco Mejia and RH Cole Wilcox from San Diego in exchange for LH Blake Snell, December 29, 2020.

## CAREER FIELDING

YEAR	POSITION	PCT	G	PO	A	E	TC	DP
2020	Pitcher	1.000	11	1	1	0	2	0
2021	Pitcher	.714	19	0	5	2	7	0
2022	Pitcher	1.000	6	3	2	0	5	0
<b>Totals</b>		<b>.857</b>	<b>36</b>	<b>4</b>	<b>8</b>	<b>2</b>	<b>14</b>	<b>0</b>

## POSTSEASON PITCHING

YEAR	SERIES	CLUB	W	L	ERA	G	GS	CG	SHO	SV	IP	H	R	ER	HR	HB	BB-I	SO	WP	BK
2020	NLWC	SD vs. STL	0	0	0.00	1	0	0	0	0	1.0	1	0	0	0	0	1-0	0	0	0
	NLDS	SD vs. LAD	0	0	5.40	2	0	0	0	0	1.2	1	1	1	0	0	1-0	0	0	0
2021	ALDS	TB vs. BOS	0	1	7.71	2	0	0	0	0	2.1	2	2	2	1	0	1-0	2	0	0
<b>Postseason Totals</b>			<b>0</b>	<b>1</b>	<b>5.40</b>	<b>5</b>	<b>0</b>	<b>0</b>	<b>0</b>	<b>0</b>	<b>5.0</b>	<b>4</b>	<b>3</b>	<b>3</b>	<b>1</b>	<b>0</b>	<b>3-0</b>	<b>2</b>	<b>0</b>	<b>0</b>

## LEFT-RIGHT BREAKDOWN

	2022				CAREER			
	AVG	AB	H	HR	AVG	AB	H	HR
vs. Left	.250	40	10	1	.255	196	50	7
vs. Right	.372	43	16	5	.247	255	63	14



50

CATCHER

# RENÉ PINTO

René Rafael Pinto Escobar (PEEN-toe)

BATS **RIGHT**THROWS **RIGHT**HEIGHT **5'10"**WEIGHT **210**OPENING DAY AGE **26**MAJOR LEAGUE SERVICE **77 days**BORN **11/2/96 in Maracay, VEN**RESIDES **Palo Negro, VEN**CONTRACT STATUS **Signed through 2023**SIGNING SCOUT **William Bergolla, Ronnie Blanco and Marlon Roche (Rays)**ACQUIRED **Signed as a free agent, 10/1/13**

## X-RAY REPORT

- His father, René Sr., was also a catcher who played seven seasons in the Yankees system from 1994–2000 and played for the Venezuelan National Team at international tournaments.
- René was the starting catcher on Sep 15, 2022 vs. TOR, when the Rays used the first batting order in major league history comprised of nine players from Latin American countries.

## 2022 SEASON

- Appeared in 25 games and made 23 starts, all at catcher...was on the active roster from April 22–May 4, June 10–July 10, July 26–Aug 4, Sep 12–21 and Oct 4–5, his first career major league action.
- Hit .250 (12-for-48) with 1 HR and 7 RBI in 14 games from July 1 through season's end.
- Went 0-for-13 in throwing out base stealers.
- On April 26 vs. SEA, made his major league debut as a defensive replacement in the 5th inning and hit a 2-run homer off Matt Koch in the 7th, the second at-bat of his career...became the first catcher in club history and eighth Ray overall to homer in his major league debut, joining Wander Franco in 2021, Yoshi Tsutsugo in 2020, Willy Adames in 2018, Brandon Guyer in 2011, Elijah Dukes in 2007, Delmon Young in 2006 and Brent Abernathy in 2001...according to the Elias Sports Bureau, was the 10th position player in club history to homer for his first career hit.
- Became the 11th player in AL history to homer in his major league debut off the bench, first since SEA Greg Dobbs on Sep 8, 2004 vs. CLE (pinch-hit homer in 9th inning)...became the second catcher in AL history to enter as a reserve

and homer in his major league debut, joining OAK Terry Steinbach on Sep 12, 1986 at CLE.

- Hit .266/.320/.521 (75-for-282) with 26 2B, 14 HR and 54 RBI for Triple-A Durham...hit .351 (27-for-77) vs. LHP and .281 (25-for-89) with RISP.
- Threw out 25.8 pct. (16 of 62) of attempted base stealers with Durham.
- Started both of the Bulls postseason games and went 4-for-10 with 1 2B and 4 RBI...hit a go-ahead single in the 9th inning of the Triple-A National Championship Game against Reno.
- Ranked by *Baseball America* as the No. 14 prospect in the Rays system following the season...the publication also tabbed him as the Best Defensive Catcher in the organization.

## CAREER HIGHLIGHTS

- Has thrown out 37.9 pct. (162 of 428) of attempted base stealers over his minor league career.
- Split the **2021** season between Double-A Montgomery and Durham, with a July 6 promotion...hit .274/.325/.500 (97-for-354) with 20 HR and 60 RBI in 93 games between the two levels.
- His 20 HR more than doubled his career high from 2016 (8)...ranked 8th among Rays minor leaguers in home runs and 10th in hits.
- Named to the Rays Organizational All-Star Team by MLB.com.
- Ranked by *Baseball America* as the No. 22 prospect in the Rays system following the season.
- In **2020**, added to the Rays 60-man player pool on July 24 and spent the summer at the alternate training site in Port Charlotte.
- In **2019**, appeared in 77 games for Montgomery including 65 starts at catcher, in his first career



Double-A action...hit .305/.337/.512 (25-for-82) with 8 2B, 3 HR and 15 RBI in his last 23 games.

- ♦ Limited to 72 games for Class-A Charlotte in **2018** due to an April 13–May 8 stint on the injured list for a left hamstring strain.
- ♦ His .301 avg. was his best since 2015 (.323) and his 21 2B were a career high.
- ♦ Played 15 games for the Navegantes del Magallanes in the Venezuelan Winter League.
- ♦ Ranked by *Baseball America* as the Best Defensive Catcher in the Florida State League in its Best Tools survey.
- ♦ Spent the entire **2017** season with Class-A Bowling Green, aside from a 4-game rehab assignment with the GCL Rays (left wrist).
- ♦ Split the **2016** season between the GCL Rays and Rookie-level Princeton, batting .262/.304/.483 (39-for-149) with 8 HR in 40 games.
- ♦ Promoted on Aug 4 and homered in his first Appalachian League game.

- ♦ Played 8 games for the Navegantes del Magallanes in the Venezuelan Winter League.
- ♦ In **2015**, named Most Valuable Player for the VSL Rays by the Rays Baseball Operations department.
- ♦ Spent a second consecutive season with the VSL Rays and led the league with a .323 avg., .552 SLG and 27 XBH...ranked among league leaders in runs (42, 3rd), doubles (14, tied for 4th), triples (7, 2nd), home runs (6, tied for 2nd) and RBI (38, 4th).
- ♦ Led qualifying VSL catchers in throwing out 47.9 pct. (23 of 48) of attempted base stealers.
- ♦ Named to the Rays Organizational All-Star Team by MLB.com.
- ♦ In **2014**, threw out 50.0 pct. (24 of 48) of attempted base stealers in his first season.

## CAREER BATTING

YEAR	CLUB	AVG	G	AB	R	H	2B	3B	HR	RBI	SH	SF	HB	BB-1	SO	SB	CS	GDP	OBP	SLG
2014	VSL Rays	.260	41	146	15	38	9	0	1	12	0	1	2	10-0	25	4	0	2	.314	.342
2015	VSL Rays	.323	51	201	42	65	14	7	6	38	0	5	4	17-0	29	5	4	3	.379	.552
2016	GCL Rays	.222	22	81	9	18	2	0	2	13	0	1	2	4-0	21	0	0	1	.273	.321
	Princeton	.309	18	68	13	21	7	0	6	15	0	1	1	3-0	17	0	0	0	.342	.676
2017	Bowling Green	.283	70	269	30	76	16	2	2	36	0	4	3	17-0	41	1	0	9	.328	.379
	GCL Rays	.429	4	14	4	6	1	0	1	3	0	0	0	3-0	1	0	0	0	.529	.714
2018	Charlotte	.301	72	246	35	74	21	1	1	38	2	8	1	23-0	43	1	1	7	.353	.407
2019	Montgomery	.235	77	260	23	61	16	0	5	30	0	1	4	22-0	68	1	2	4	.303	.354
2020										Did Not Play										
2021	Montgomery	.242	41	153	25	37	9	0	8	25	0	0	3	15-0	56	2	1	2	.322	.458
	Durham	.299	52	201	25	60	11	0	12	35	0	1	2	7-0	58	2	1	2	.327	.532
2022	Durham	.266	73	282	39	75	26	2	14	54	0	1	1	22-1	82	1	0	8	.320	.521
	<b>Tampa Bay</b>	<b>.213</b>	<b>25</b>	<b>80</b>	<b>5</b>	<b>17</b>	<b>3</b>	<b>0</b>	<b>2</b>	<b>10</b>	<b>0</b>	<b>0</b>	<b>1</b>	<b>2-0</b>	<b>35</b>	<b>0</b>	<b>0</b>	<b>3</b>	<b>.241</b>	<b>.325</b>
<b>Minor League Totals</b>		<b>.276</b>	<b>521</b>	<b>1921</b>	<b>260</b>	<b>531</b>	<b>132</b>	<b>12</b>	<b>58</b>	<b>299</b>	<b>2</b>	<b>23</b>	<b>23</b>	<b>143-1</b>	<b>441</b>	<b>17</b>	<b>9</b>	<b>38</b>	<b>.330</b>	<b>.448</b>
<b>Major League Totals</b>		<b>.213</b>	<b>25</b>	<b>80</b>	<b>5</b>	<b>17</b>	<b>3</b>	<b>0</b>	<b>2</b>	<b>10</b>	<b>0</b>	<b>0</b>	<b>1</b>	<b>2-0</b>	<b>35</b>	<b>0</b>	<b>0</b>	<b>3</b>	<b>.241</b>	<b>.325</b>

1: Signed by the Tampa Bay Rays as a free agent, October 1, 2013...signed by William Bergolla, Ronnie Blanco and Marlon Roche.

## CAREER FIELDING

YEAR	POSITION	PCT	G	PO	A	E	TC	DP	PB
2022	Catcher	.986	25	215	3	3	221	0	1

## LEFT-RIGHT BREAKDOWN

	2022					CAREER				
	AVG	AB	H	HR	RBI	AVG	AB	H	HR	RBI
vs. Left	.214	14	3	0	1	.214	14	3	0	1
vs. Right	.212	66	14	2	9	.212	66	14	2	9



38

LEFT-HANDED PITCHER

## COLIN POCHE

Colin Michael Poche (poh-SHAY)



BATS LEFT

THROWS LEFT

HEIGHT 6'3"

WEIGHT 225

OPENING DAY AGE 29

MAJOR LEAGUE SERVICE 3 years, 114 days

BORN 1/17/94 in Flower Mound, TX

RESIDES Tampa, FL

CONTRACT STATUS Signed through 2023

SIGNING SCOUT J.R. Salinas (D-backs)

ACQUIRED From the Arizona Diamondbacks along with RH Sam McWilliams (as players to be named, 5/1/18), LH Anthony Banda and INF Nick Solak in a three-team trade with the New York Yankees in exchange for OF Steven Souza Jr., 2/20/18

## X-RAY REPORT

- While matters of racial justice took center stage in 2020, Colin voiced support for efforts to launch a new inquiry into the 2014 killing of Tamir Rice by police in Cleveland...Rice was shot and killed while playing with a toy pellet gun... Colin shared that he had a similar encounter under the same circumstances at Tamir's age but had been calmly approached and educated by the officer... "The difference between Tamir's mom losing a son and mine not even knowing about this story is the difference in the color of our skin. There was no justice served in this case. It's time to take another look at it."
- Colin won his school's third grade spelling bee to earn the right to compete at the district level, where he was subsequently "destroyed."
- He only played basketball up to his freshman year of high school, but has been able to dunk since his senior year...the first time that he dunked on someone was at a local gym, just in time for his best friend's dad to walk in and witness it—the only person he knew who did.
- Colin and his wife, Jessica, were married on November 20, 2021 in Dallas.

## 2022 SEASON

- Recalled on April 22 and remained with the Rays for the rest of the season...his 65 apps were 2nd on the club behind Jason Adam (67).
- Suffered a right oblique strain in the season-ending series in Boston and placed on the 15-day IL in advance of the last regular season game.
- Yielded 11 HR, tied for 5th among ML relievers and one shy of the co-leaders...were the most by a Rays reliever since Emilio Pagán (12) in 2019.

- Allowed 2 HR in his final 24 apps spanning 20.2 IP after 9 HR in his first 41 apps and 38 IP.
- Three of his 11 HR allowed either tied the game or gave the opponent a lead...all three of these came in a span of 7 apps from July 26–Aug 10.
- According to FanGraphs, 49.0 pct. of batted balls against him were fly balls, 9th in the AL (min. 50 IP)...in comparison, 31.8 pct. of batted balls were grounders and 19.1 pct. were line drives.
- Among pitchers with 0 GDP, his 58.2 IP ranked 4th in the majors behind ATL Kenley Jansen (64 IP), SEA Paul Sewald (64 IP) and MIA Elieser Hernández (62.1 IP)...ranked 2nd in franchise history, trailing Al Reyes (60.2 IP) in 2007.
- On May 25 vs. MIA, recorded the third save of his career and first since Sep 23, 2019 vs. BOS... entered with a 5-3 lead in the 9th inning and the Rays defense made 2 errors behind him, leading to an unearned run...facing the bases loaded, got a game-ending strikeout of Jesús Aguilar.
- On July 26 at BAL, allowed a go-ahead, 2-run homer to Ramón Urías in the 8th inning, the first time in his career he allowed one on an 0-2 pitch...replaced with runners on the corners and charged a third run on a sac fly...marked his first loss since Sep 11, 2019 at TEX and the 3 runs were his most since July 16, 2019 at NYY (6).
- On July 27 at BAL, allowed a game-tying, solo homer to Jorge Mateo with 1 out in the 9th inning, the second consecutive app he was charged a blown save...recorded the win after the Rays reclaimed the lead in extra innings.
- On Aug 10 at MIL, yielded a game-tying homer to Rowdy Tellez in the 9th inning...marked the second time in 6 apps he allowed a game-tying or go-ahead homer in the 9th inning (or later).





- On Oct 4 at BOS, allowed a grand slam to Xander Bogaerts in the 5th inning...marked the third grand slam allowed in his career, following July 16, 2019 at NYY (Didi Gregorius) and June 12, 2019 vs. OAK (Ramón Laureano)...left the game with a 1-0 count on the next batter (right oblique strain) and placed on the 15-day IL the next day.

## CAREER HIGHLIGHTS

- Has a 1.63 HR/9 IP ratio in his career and 25.3 pct. (20 of 79) of his hits allowed have been homers.
- Missed the entire **2021** season recovering from Tommy John surgery.
- Underwent Tommy John surgery on his left elbow on July 29, **2020**, performed by Dr. Keith Meister in Arlington, Texas.
- In **2019**, selected from Triple-A Durham on June 8, between games of a doubleheader at BOS, and made his major league debut in the second game...stayed in the majors the rest of the season, making a team-high 51 apps over that span.
- Led AL lefty relievers with a .181 opp avg. (33-for-182), and ranked 7th overall among AL relievers...min. 50 IP, his 12.54 SO/9 IP ratio ranked 4th among AL lefties behind NYY Aroldis Chapman (13.42), BOS Chris Sale (13.32) and CLE Brad Hand (13.19).
- Yielded 9 HR in 51.2 IP; but only 1 HR in his last 23 apps spanning 22 IP...27.3 pct. (9 of 33) of his hits allowed were homers...six of his 9 HR either tied the game (2) or gave the opponent a lead (4), with all six of those in the 7th inning (or later).
- On June 8 at BOS (G2), became the third Ray all-time to enter in relief and take the loss in his major league debut, joining Álex Torres on July 18, 2011 vs. NYY and Franklin Núñez on Aug 14, 2004 at TEX...inherited 2-on, 1-out in the 2nd inning and stranded both, then surrendered back-to-back singles to start the 3rd and was replaced with 2-on, 2-out, with both runs later scoring on a Michael Chavis double.
- On June 16 vs. LAA, retired all 6 BF, including 3 SO, for his first career win.
- On July 26 at TOR, entered with a 3-1 lead and got three flyouts for his first career save.
- Went 2-2 with a 6.26 ERA (27.1-IP, 19-ER) with 48 SO in 20 apps (2 starts) for Durham...from the start of May until he was selected to the major league roster, went 2-0 with a 3.38 ERA (18.2-IP, 7-ER) and 33 SO in 13 apps (2 starts) with the Bulls, including 11 scoreless outings.
- POSTSEASON:** Pitched in all 5 games of the ALDS against the Astros...became the third rookie to appear in 5 games of a Division Series,

joining WSH Sammy Solis in 2016 and TOR Aaron Sanchez in 2015...his only run allowed was a Robinson Chirinos homer in Game 4.

- In **2018**, named Minor League Reliever of the Year by the Rays Baseball Operations department...began the season with Double-A Jackson in the D-backs organization, then pitched for Double-A Montgomery and Durham in the Rays system following a May 1 acquisition as a player to be named in the Steven Souza Jr. trade.
- Between the two organizations, went 6-0 with a 0.82 ERA (66-IP, 6-ER) and 110 SO for a 15.0 SO/9 IP ratio...no minor league pitcher with as many innings recorded a better SO/9 IP ratio...struck out 45.6 pct. of his batters faced.
- Named the Rays Minor League Pitcher of the Month for June, going 1-0 with a 0.57 ERA (15.2-IP, 1-ER) and 28 SO.
- Made 5 apps in the International League postseason, recording 12 SO in 7 IP, to help the Bulls win a second consecutive Governors' Cup.
- Named to the Rays Organizational All-Star Team by MLB.com and *Baseball America's* Minor League All-Star Team.
- Ranked by *Baseball America* as the No. 20 prospect in the Rays system following the season.
- In **2017**, went 3-1 with a 1.25 ERA (50.1-IP, 7-ER) and 81 SO in 31 apps between Class-A Visalia and Class-A Kane County, the 6th-lowest ERA among full-season minor leaguers (min. 50 IP).
- Went 1-0 with a 3.31 ERA (16.1-IP, 6-ER) in 11 apps for the Salt River Rafters in the Arizona Fall League.
- Ranked by *Baseball America* as the No. 29 prospect in the D-backs system following the season.
- In **2016**, pitched for Short-A Hillsboro in his first professional season...four of his first 5 apps were starts, then pitched exclusively out of the bullpen the rest of the season.

## AMATEUR CAREER

- Selected by the Diamondbacks in the 14th round of the 2016 Amateur Draft out of Dallas Baptist University, the same program that produced former Ray Ben Zobrist...previously selected by the Orioles in the fifth round of the 2012 Amateur Draft, but did not sign.
- Began his collegiate career at the University of Arkansas...underwent Tommy John surgery following his sophomore season.



## CAREER HIGHS

### LONGEST OUTING

2.0, 3x-last 8/21/19 vs. SEA

### STRIKEOUTS

5, 7/3/19 vs. BAL

### WALKS

5, 8/29/19 at HOU

### HR ALLOWED

2, 7/16/19 at NYY

### RUNS ALLOWED

6, 7/16/19 at NYY

### HITS ALLOWED

4, 7/16/19 at NYY

### WIN STREAK

3G, 9/18/19 - 6/7/22

### LOSS STREAK

3G, 7/13/19 - 7/23/19

## CAREER PITCHING

YEAR	CLUB	W	L	ERA	G	GS	CG	SHO	SV	IP	H	R	ER	HR	HB	BB-I	SO	WP	BK
2016	Hillsboro	1	2	3.19	21	4	0	0	0	31.0	20	14	11	2	1	17-0	36	3	0
2017	Visalia	1	1	1.40	18	0	0	0	2	25.2	14	5	4	0	0	13-2	37	2	0
	Kane County	2	0	1.09	13	0	0	0	1	24.2	16	3	3	0	0	6-1	44	1	1
2018	Jackson	0	0	0.00	9	0	0	0	1	11.0	3	0	0	0	0	2-0	23	1	0
	Montgomery	1	0	0.00	3	0	0	0	0	5.0	1	0	0	0	0	0-0	9	0	0
	Durham	5	0	1.08	28	2	0	0	1	50.0	29	7	6	2	0	17-0	78	1	1
2019	Durham	2	2	6.26	20	2	0	0	0	27.1	32	20	19	4	0	9-0	48	1	0
	Tampa Bay	5	5	4.70	51	0	0	0	2	51.2	33	27	27	9	5	19-1	72	2	0
2020	Tampa Bay	Injured-Did Not Pitch																	
2021	Tampa Bay	Injured-Did Not Pitch																	
2022	Durham	0	0	0.00	6	0	0	0	1	6.0	1	0	0	0	0	2-0	11	1	0
	Tampa Bay	4	2	3.99	65	0	0	0	7	58.2	46	30	26	11	1	22-0	64	4	0
<b>Minor League Totals</b>		<b>12</b>	<b>5</b>	<b>2.14</b>	<b>118</b>	<b>8</b>	<b>0</b>	<b>0</b>	<b>6</b>	<b>180.2</b>	<b>116</b>	<b>49</b>	<b>43</b>	<b>8</b>	<b>1</b>	<b>66-3</b>	<b>286</b>	<b>10</b>	<b>2</b>
<b>Major League Totals</b>		<b>9</b>	<b>7</b>	<b>4.32</b>	<b>116</b>	<b>0</b>	<b>0</b>	<b>0</b>	<b>9</b>	<b>110.1</b>	<b>79</b>	<b>57</b>	<b>53</b>	<b>20</b>	<b>6</b>	<b>41-1</b>	<b>136</b>	<b>6</b>	<b>0</b>

1: Selected by the Arizona Diamondbacks in the 14th round of the 2016 Amateur Draft...signed by J.R. Salinas. 2: Acquired by the Tampa Bay Rays along with RH Sam McWilliams (as players to be named, May 1, 2018) and LH Anthony Banda from Arizona and INF Nick Solak from the New York Yankees as part of a three-team trade, February 20, 2018. Tampa Bay sent OF Steven Souza Jr. to Arizona.

## CAREER FIELDING

YEAR	POSITION	PCT	G	PO	A	E	TC	DP
2019	Pitcher	1.000	51	0	1	0	1	0
2022	Pitcher	1.000	65	0	2	0	2	0
<b>Totals</b>		<b>1.000</b>	<b>116</b>	<b>0</b>	<b>3</b>	<b>0</b>	<b>3</b>	<b>0</b>

## POSTSEASON PITCHING

YEAR	SERIES	CLUB	W	L	ERA	G	GS	CG	SHO	SV	IP	H	R	ER	HR	HB	BB-I	SO	WP	BK
2019	ALDS	TB vs. HOU	0	0	2.08	5	0	0	0	0	4.1	2	1	1	1	0	0-0	6	0	0

## LEFT-RIGHT BREAKDOWN

	2022				CAREER			
	AVG	AB	H	HR	AVG	AB	H	HR
vs. Left	.189	53	10	3	.176	119	21	6
vs. Right	.218	165	36	8	.206	281	58	14



55

FIRST BASEMAN / OUTFIELDER

# LUKE RALEY

Lucas John Raley (RAY-lee)

BATS LEFT

THROWS RIGHT

HEIGHT 6'4"

WEIGHT 230

OPENING DAY AGE 28

MAJOR LEAGUE SERVICE 106 days

BORN 9/19/94 in Hinckley, OH

RESIDES Hinckley, OH

CONTRACT STATUS Signed through 2023

SIGNING SCOUT Marty Lamb (Dodgers)

ACQUIRED From the Los Angeles Dodgers in exchange for RH Tanner Dodson, 3/18/22

## 2022 SEASON

- ◆ Appeared in 22 games and made 18 starts over two stints with the Rays: June 21-30 and July 10-Aug 15...made starts in right field (7), left field (6), designated hitter (4) and first base (1).
- ◆ On July 26 at BAL, robbed a homer from Ryan Mountcastle in the 1st inning...on July 27 at BAL, his solo shot off Tyler Wells in the 2nd marked his first since Sep 22, 2021 at COL (with LAD).
- ◆ Hit .300/.401/.529 (68-for-227) with 14 HR and 50 RBI in 63 games with Triple-A Durham.

## CAREER HIGHLIGHTS

- ◆ In 2021, appeared in 33 games and made 15 starts (8-RF, 7-LF) over six stints with the Dodgers, his first career major league action...was on the active roster from April 9-28, May 4 (27th Man), May 11-20, June 12-16, July 24-30 and Sep 21-25.
- ◆ On April 9 vs. WSH, made his major league debut as a defensive replacement in the 8th inning and grounded out in his only at-bat.
- ◆ On April 14 vs. COL, doubled off Daniel Bard in the 8th inning for his first career hit.
- ◆ On April 16 at SD, his first career homer came off Dan Altavilla, a solo shot in the 5th inning.
- ◆ Appeared in 72 games for Triple-A Oklahoma City...his .393 OBP and .570 SLG both would have ranked 5th in Triple-A West if he had enough plate appearances to qualify.
- ◆ In its midseason update, ranked by *Baseball America* as the No. 15 prospect in the Dodgers system...named to the Dodgers Organizational All-Star Team by MLB.com following the season.
- ◆ **POSTSEASON:** Struck out as a pinch-hitter in the 5th inning of the NL Wild Card Game vs. STL...was not on the Dodgers roster for the Division Series or League Championship Series.

- ◆ In 2020, was part of the Dodgers 60-man player pool and spent the summer at the alternate training site at the University of Southern California...acquired prior to the start of spring training as part of the package for Kenta Maeda.
- ◆ Ranked by *Baseball America* as the No. 29 prospect in the Dodgers system following the season.
- ◆ In 2019, limited to 33 games for Triple-A Rochester (left ankle sprain)...placed on the injured list on May 9 and returned for 5 games on rehab with the GCL Twins from Aug 22-27.
- ◆ Hit .244 (20-for-82) with 3 HR and 14 RBI in 23 games for the Salt River Rafters in the Arizona Fall League...named AFL Player of the Week for Oct 14-20, batting .391 with 2 HR and 3 RBI.
- ◆ Split the 2018 season between the Dodgers and Twins organizations...spent the entire season at the Double-A level, batting .275/.350/.471 (133-for-484) with 20 HR and 69 RBI in 120 games.
- ◆ Acquired at the trade deadline by the Twins as part of the package for Brian Dozier.
- ◆ Named to the Texas League midseason All-Star Team...finished the year ranked 6th in the league with a .477 SLG and 7th with a .822 OPS.
- ◆ Tied for 9th among Dodgers minor leaguers with 65 runs despite leaving the system on July 31.
- ◆ Played for the Salt River Rafters in the Arizona Fall League but was limited to 4 games and 18 PA due to a strained left shoulder.
- ◆ Spent the entire 2017 season with Class-A Rancho Cucamonga and named to the California League midseason All-Star Team.
- ◆ Led Dodgers minor leaguers with 102 runs and 11 3B...ranked 3rd with 226 total bases, 4th with 141 hits and 7th with 46 XBH.
- ◆ In 2016, split his first professional season between three levels and hit .288 (69-for-240)



with 4 HR and 24 RBI in 66 games...tied for 6th among Dodgers minor leaguers with 6 3B.

was the highest-selected Division II player in 2016 after batting .424 (67-for-158) with 12 HR and 39 RBI in 47 games as a junior.

## AMATEUR CAREER

- Selected by the Dodgers in the seventh round of the 2016 June Draft out of Lake Erie College...

## CAREER BATTING

YEAR	CLUB	AVG	G	AB	R	H	2B	3B	HR	RBI	SH	SF	HB	BB-I	SO	SB	CS	GDP	OBP	SLG	
2016	AZL Dodgers	.625	5	16	4	10	1	0	1	2	0	0	1	2-0	2	0	0	0	.684	.875	
	Ogden	.417	5	24	6	10	2	2	1	5	0	0	0	1-0	1	0	0	0	.440	.792	
	Great Lakes	.245	56	200	24	49	11	4	2	17	2	5	9	15-0	47	4	4	6	.319	.370	
2017	R. Cucamonga	.295	123	478	102	141	21	11	14	62	0	1	19	43-2	124	9	1	9	.375	.473	
2018	Tulsa	.275	93	386	65	106	17	5	17	53	0	5	20	24-1	105	3	0	4	.345	.477	
	Chattanooga	.276	27	98	15	27	2	3	3	16	0	2	4	12-0	32	1	0	0	.371	.449	
2019	Rochester	.302	33	126	28	38	6	0	7	21	0	0	5	7-1	42	4	0	0	.362	.516	
	GCL Twins	.368	5	19	1	7	0	0	1	2	0	1	0	0-0	2	0	0	0	.350	.526	
2020																					
Did Not Play																					
2021	Los Angeles-NL	.182	33	66	5	12	1	0	2	4	0	0	4	2-1	25	0	0	1	.250	.288	
	Oklahoma City	.294	72	272	60	80	14	2	19	69	0	1	18	27-0	74	8	3	2	.393	.570	
2022	Durham	.300	63	227	39	68	8	1	14	50	1	1	12	27-0	73	7	2	2	.401	.529	
	Tampa Bay	.197	22	61	7	12	2	0	1	4	0	1	3	7-0	24	0	0	1	.306	.279	
<b>Minor League Totals</b>		<b>.290</b>	<b>482</b>	<b>1846</b>	<b>344</b>	<b>536</b>	<b>82</b>	<b>28</b>	<b>79</b>	<b>297</b>	<b>3</b>	<b>16</b>	<b>88</b>	<b>158-4</b>	<b>502</b>	<b>36</b>	<b>10</b>	<b>23</b>	<b>.371</b>	<b>.493</b>	
<b>Major League Totals</b>		<b>.189</b>	<b>55</b>	<b>127</b>	<b>12</b>	<b>24</b>	<b>3</b>	<b>0</b>	<b>3</b>	<b>8</b>	<b>0</b>	<b>1</b>	<b>7</b>	<b>9-1</b>	<b>49</b>	<b>0</b>	<b>0</b>	<b>2</b>	<b>.278</b>	<b>.283</b>	

1: Selected by the Los Angeles Dodgers in the seventh round of the 2016 Amateur Draft...signed by Marty Lamb. 2: Acquired by the Minnesota Twins along with INF Logan Forsythe and LH Devin Smeltzer from Los Angeles in exchange for 2B Brian Dozier, July 31, 2018. 3: Acquired by the Los Angeles Dodgers along with RH Brusdar Graterol and Competitive Balance Round B draft selection from Minnesota in exchange for RH Kenta Maeda, INF Jair Camargo and cash considerations, February 10, 2020. 4: Acquired by the Tampa Bay Rays from Los Angeles in exchange for RH Tanner Dodson, March 18, 2022.

## CAREER FIELDING

YEAR	POSITION	PCT	G	PO	A	E	TC	DP
2021	Right Field	1.000	16	15	0	0	15	0
	Left Field	1.000	13	8	0	0	8	0
2022	Right Field	.938	8	14	1	1	16	0
	Left Field	1.000	7	10	1	0	11	0
	First Base	1.000	3	11	0	0	11	3
<b>Totals</b>	<b>Right Field</b>	<b>.968</b>	<b>24</b>	<b>29</b>	<b>1</b>	<b>1</b>	<b>31</b>	<b>0</b>
	<b>Left Field</b>	<b>1.000</b>	<b>20</b>	<b>18</b>	<b>1</b>	<b>0</b>	<b>19</b>	<b>0</b>
	<b>First Base</b>	<b>1.000</b>	<b>3</b>	<b>11</b>	<b>0</b>	<b>0</b>	<b>11</b>	<b>3</b>

## POSTSEASON BATTING

YEAR	SERIES	CLUB	AVG	G	AB	R	H	2B	3B	HR	RBI	SH	SF	HB	BB-I	SO	SB	CS	GDP	OBP	SLG
2021	NLWC	LAD vs. STL	.000	1	1	0	0	0	0	0	0	0	0	0	0-0	1	0	0	0	.000	.000

## LEFT-RIGHT BREAKDOWN

	2022					CAREER				
	AVG	AB	H	HR	RBI	AVG	AB	H	HR	RBI
vs. Left	.273	11	3	0	1	.111	27	3	0	1
vs. Right	.180	50	9	1	3	.210	100	21	3	7



43

FIRST BASEMAN / OUTFIELDER

# HAROLD RAMÍREZ

Harold Andres Ramirez Lemus



BATS **RIGHT**

THROWS **RIGHT**

HEIGHT **5'10"**

WEIGHT **230**

OPENING DAY AGE **28**

MAJOR LEAGUE SERVICE **3 years, 124 days**

BORN **9/6/94 in Cartagena, Colombia**

RESIDES **Cartagena, Colombia**

CONTRACT STATUS **Signed through 2023**

SIGNING SCOUT **Rene Gayo, Orlando Covo and Marc DelPiano (Pirates)**

ACQUIRED **From the Chicago Cubs in exchange for INF Esteban Quiroz, 3/25/22**

## X-RAY REPORT

- Harold dyed his hair blue for his oldest son, Elian, who was diagnosed with autism three years ago...blue is the color for autism awareness...promoting autism awareness is important to Harold as he and his family support Elian.
- His mother, Celina, had a major influence on his baseball career and he has her name tattooed on his right arm...his mother got him playing baseball at age 3, taking him every day to a field near their house in Cartagena, where she and Harold's dad, Andres, played softball.
- He likes both nicknames that get thrown around the clubhouse related to his offensive prowess, "Hittin' Harold" and "Barreled Ramirez."
- Harold will play for Team Colombia in the 2023 World Baseball Classic.

## 2022 SEASON

- Enjoyed a breakout campaign in his first season with the Rays, batting .300 in 120 games...set career highs with 121 hits, 24 2B and 58 RBI.
- Min. 400 AB, his .300 avg. was the highest by a Ray since Casey Kotchman (.306) in 2011 and ranked 8th in the AL...was batting .332 through the end of play on Sep 2 before hitting .198 (19-for-96) over his final 27 games (24 starts).
- Hit .360/.413/.460 (40-for-111) against left-handed pitching, compared to .277/.315/.384 (81-for-292) against righties...min. 100 AB, ranked 3rd in the majors in avg. vs. LHP behind STL Paul Goldschmidt (.411) and BOS Xander Bogaerts (.382)...marked the highest by a Ray against lefty pitching since Jeff Keppinger (.376) in 2012.
- Hit .333/.380/.453 (64-for-192) in 63 games (49 starts) at Tropicana Field, .312/.343/.400 (39-for-

125) with RISP and .474/.524/.474 (9-for-19) with 7 RBI and 2 BB when used as a pinch-hitter.

- Made starts at DH (52), first base (29), right field (15) and left field (2)...was on the 10-day IL from July 18-Aug 16 for a right thumb fracture.
- Made his second Opening Day roster, both starts (right field in 2020, first base in 2022).
- From May 24-25 vs. MIA, his first 2 HR were in consecutive games against his former team... homered in back-to-back games for the third time in his career, joining June 19-20, 2021 (with CLE) and Aug 29-30, 2019 (with MIA)...homered twice in a span of 5 AB after hitting 1 HR in his previous 89 games and 306 AB dating back to 2021.
- On June 18 at BAL, hit a 2-run double in the 3rd inning and a go-ahead sac fly in the 9th...the 3 RBI were his most since Sep 19, 2021 at NYY (4, with CLE)...his double marked the first 3-0 hit of his career and the first by a Ray to produce multiple runs since Austin Meadows on Sep 21, 2018 at TOR...the sac fly marked his first go-ahead RBI in the 9th inning (or later) since his walk-off homer on Aug 29, 2019 vs. CIN (with MIA).
- On June 21 vs. NYY, was the second of back-to-back homers with Isaac Paredes in the 1st inning... it left his bat at 85.4 mph and went 323 feet, the lowest exit velocity for an over-the-fence homer since Statcast data is available (2015).
- On June 24 vs. PIT, hit a walk-off single off Yerry De Los Santos in the 10th inning for the third walk-off hit of his career...marked the 14th time in franchise history the Rays got a walk-off hit from a pinch-hitter, first since Kevin Kiermaier on Aug 22, 2020 vs. TOR (single).
- On July 9 at CIN, doubled in the 4th, 8th and 10th innings, the first time he recorded 3 XBH in a game...became the second player in franchise



history with 3 2B and 3 RBI in a game, joining Gerald Williams on June 4, 2000 at NYM.

- Played for the Caimanes de Barranquilla in the Colombian Winter League.
- **POSTSEASON:** Started both games of the AL Wild Card Series at CLE at designated hitter and went 1-for-9 with a Game 1 single.

## CAREER HIGHLIGHTS

- In **2021**, claimed off waivers by Cleveland on Feb 24, optioned on March 26 and spent the first month of the season at the alternate training site in Columbus...recalled on May 3 and remained in the majors through the end of the season.
- Was on the 10-day IL from Aug 12-31 with a right hamstring strain...appeared in 4 games for Class-A Lake County on a rehab assignment.
- Appeared in 99 games and made 92 starts (43-LF, 28-RF, 19-CF, 2-DH)...hit .288/.333/.441 (34-for-118) vs. LHP and .387/.424/.467 (29-for-75) with RISP.
- Totaled 1 HR and 11 RBI in 48 games (44 starts) at Progressive Field, compared to 6 HR and 30 RBI in 51 games (48 starts) on the road.
- On June 19 at PIT, hit solo homers in the 2nd and 9th innings for his first career multi-HR game... homered again the next day before ending the season with 1 HR over his final 58 games.
- Traded to the Cubs on Nov 22 but never appeared in a game for them after the Rays acquired him on March 25, 2022.
- In **2020**, limited to 3 games due to multiple stints on the injured list...placed on the COVID-19 Related IL after the Marlins second game of the season...reinstated on Sep 5, but left in the 5th inning of his first game back with a left hamstring strain and missed the rest of the season.
- Made his first career Opening Day roster... started as the cleanup hitter on Opening Day at PHI and went 1-for-3 with a single and walk.
- In **2019**, appeared in 119 games with the Marlins, his first career major league action...selected from Triple-A New Orleans on May 11 and remained in the majors through season's end.
- Ranked among NL rookies in hits (116, 6th), RBI (50, 8th) and doubles (20, tied for 8th)...min. 400 AB, his .276 avg. ranked 3rd among NL rookies behind PIT Bryan Reynolds (.314) and PIT Kevin Newman (.308).
- Reached base safely in 18 of his first 19 games, batting .370/.410/.480 (27-for-73) with 1 HR and 12 RBI over that stretch.
- On May 11 at NYM, started in left field in his major league debut and went 1-for-4 with a 9th-inning single off Edwin Díaz.
- On May 21 at DET, his first career homer was a solo shot off Spencer Turnbull in the 4th inning.
- Hit two walk-off homers, tying Cliff Floyd in 2000 for the Marlins single-season club record... both were solo shots in the 12th inning (Aug 1 vs. MIN off Cody Stashak, Aug 29 vs. CIN off Raisel Igleisas)...became the first player to hit multiple walk-off homers in the 12th inning (or later) since LAD Andre Ethier (3) in 2009.
- Spent the **2018** season with Double-A New Hampshire...led the Eastern League with a .320 avg. and ranked 2nd with 148 hits and 37 2B.
- Ranked 2nd among Blue Jays minor leaguers in doubles...tied for 3rd with 148 hits, tied for 6th with 48 XBH and ranked 8th with 70 RBI.
- Named to the Eastern League postseason All-Star Team...named MVP of the Eastern League postseason, batting .400 (8-for-20) with 5 RBI to lead New Hampshire to the league title.
- Won the Venezuelan Winter League batting title...hit .381 (61-for-160) with 4 HR and 31 RBI in 44 games for the Leones del Caracas.
- In **2017**, ranked 8th among Blue Jays minor leaguers with 118 hits...ranked by *Baseball America* as the No. 22 prospect in the Blue Jays system following the season.
- Spent the **2016** season in the Eastern League between the Pirates and Blue Jays organizations...hit .311/.360/.407 (119-for-383) with 2 HR and 50 RBI between the two organizations.
- In March, helped Colombia win its World Baseball Classic qualifier.
- Named to the Eastern League midseason All-Star Team...ranked 5th in the league in avg.
- Missed the last month of the season with left knee inflammation.
- Ranked by *Baseball America* as the No. 14 prospect in the Blue Jays system following the season.
- In **2015**, ranked 6th among Pirates minor leaguers with 22 SB and tied for 7th with 6 3B.
- Played 15 games for the Venados de Mazatlan in the Mexican Winter League.
- Ranked by *Baseball America* as the No. 95 overall prospect in the minors following the season... was the No. 5 prospect in the Pirates system.
- In **2014**, limited to 49 games with Class-A West Virginia due to hamstring and shin injuries.



- Placed on the 7-day IL on July 3 with right shin inflammation, ending his season...hit safely in his final 23 games of the season, batting .347 (35-for-101) with 5 2B, 1 3B, 1 HR and 12 RBI.
- Ranked by *Baseball America* as the No. 10 prospect in the Pirates system following the season.
- In **2013**, tied for the New York-Penn League lead with 23 SB...tied for 3rd with 78 hits, tied for 5th with 40 RBI and ranked 5th with 42 runs... named to the NYPL midseason All-Star Team.
- Named the NYPL Player of the Month for July by MLB.com, batting .384 (43-for-112) with 6 2B, 2 3B, 2 HR and 28 RBI in 29 games.
- Ranked by *Baseball America* as the No. 9 prospect in the Pirates system and the No. 1 prospect in the NYPL following the season.
- In **2012**, began his professional career with the GCL Pirates...hit .319 (22-for-69) in 19 games in July and .197 (13-for-66) in 19 games in August.
- Ranked by *Baseball America* as the No. 28 prospect in the Pirates system following the season... the publication also tabbed him as the Fastest Baserunner in the organization.
- On July 2, **2011**, signed with the Pirates for \$1.05 million...marked the 2nd-highest bonus the Pirates ever gave an international free agent behind Luis Heredia's \$2.6 million in 2010.

## CAREER HIGHS

HITS	RUNS
3, 20x-last 9/25/22 vs. TOR	3, 4x-last 9/23/22 vs. TOR
HITTING STREAK	WALKS
12G, 7/15/22 - 8/26/22	2, 3x-last 6/26/22 vs. PIT
HOME RUNS	STRIKEOUTS
2, 6/19/21 at PIT	4, 8/27/19 vs. CIN
RBI	STOLEN BASES
4, 9/19/21 at NYY	1, 8x-last 6/29/22 vs. MIL

## HOME RUN HIGHLIGHTS

MULTI-HR GAMES (1)
2 - 6/19/21 at PIT
WALK-OFF (2)
8/29/19 vs. CIN (Raisel Iglesias); 8/1/19 vs. MIN (Cody Stashak)



WILL VRAGOVIC / TAMPA BAY RAYS



## CAREER BATTING

YEAR	CLUB	AVG	G	AB	R	H	2B	3B	HR	RBI	SH	SF	HB	BB-I	SO	SB	CS	GDP	OBP	SLG
2012	GCL Pirates	.259	39	135	18	35	5	1	1	12	1	0	4	6-0	20	9	5	3	.310	.333
2013	Jamestown	.285	71	274	42	78	11	4	5	40	2	3	8	23-0	52	23	11	3	.354	.409
2014	West Virginia	.309	49	204	30	63	14	1	1	24	1	2	8	11-0	35	12	3	4	.364	.402
2015	Bradenton	.337	80	306	45	103	13	6	4	47	1	3	9	25-0	48	22	15	12	.399	.458
2016	Altoona	.306	98	379	58	116	16	7	2	49	2	3	9	21-0	66	7	10	5	.354	.401
	New Hampshire	.750	1	4	2	3	1	0	0	1	0	0	0	1-0	0	0	0	0	.800	1.000
2017	New Hampshire	.266	121	444	46	118	19	2	6	53	2	5	6	32-2	65	5	3	14	.320	.358
2018	New Hampshire	.320	120	463	60	148	37	0	11	70	1	5	9	27-2	88	16	2	6	.365	.471
2019	New Orleans	.355	31	110	19	39	12	1	4	14	0	0	4	6-0	19	1	1	2	.408	.591
	Miami	<b>.276</b>	<b>119</b>	<b>421</b>	<b>54</b>	<b>116</b>	<b>20</b>	<b>3</b>	<b>11</b>	<b>50</b>	<b>0</b>	<b>1</b>	<b>5</b>	<b>18-1</b>	<b>91</b>	<b>2</b>	<b>1</b>	<b>8</b>	<b>.312</b>	<b>.416</b>
2020	Miami	<b>.200</b>	<b>3</b>	<b>10</b>	<b>2</b>	<b>2</b>	<b>0</b>	<b>0</b>	<b>0</b>	<b>1</b>	<b>0</b>	<b>0</b>	<b>0</b>	<b>1-0</b>	<b>2</b>	<b>0</b>	<b>1</b>	<b>0</b>	<b>.273</b>	<b>.200</b>
2021	Cleveland	<b>.268</b>	<b>99</b>	<b>339</b>	<b>33</b>	<b>91</b>	<b>21</b>	<b>1</b>	<b>7</b>	<b>41</b>	<b>0</b>	<b>3</b>	<b>5</b>	<b>14-1</b>	<b>56</b>	<b>3</b>	<b>1</b>	<b>10</b>	<b>.305</b>	<b>.398</b>
	Lake County	.308	4	13	1	4	0	0	1	1	0	0	0	0-0	1	0	0	1	.308	.538
2022	Tampa Bay	<b>.300</b>	<b>120</b>	<b>403</b>	<b>46</b>	<b>121</b>	<b>24</b>	<b>0</b>	<b>6</b>	<b>58</b>	<b>0</b>	<b>4</b>	<b>9</b>	<b>19-1</b>	<b>72</b>	<b>3</b>	<b>5</b>	<b>5</b>	<b>.343</b>	<b>.404</b>
	Durham	.500	1	4	0	2	1	0	0	0	0	0	0	1-0	1	0	0	0	.600	.750
<b>Minor League Totals</b>		<b>.304</b>	<b>615</b>	<b>2336</b>	<b>321</b>	<b>709</b>	<b>129</b>	<b>22</b>	<b>35</b>	<b>311</b>	<b>10</b>	<b>21</b>	<b>57</b>	<b>153-4</b>	<b>395</b>	<b>95</b>	<b>50</b>	<b>50</b>	<b>.358</b>	<b>.423</b>
<b>Major League Totals</b>		<b>.281</b>	<b>341</b>	<b>1173</b>	<b>135</b>	<b>330</b>	<b>65</b>	<b>4</b>	<b>24</b>	<b>150</b>	<b>0</b>	<b>8</b>	<b>19</b>	<b>52-3</b>	<b>221</b>	<b>8</b>	<b>8</b>	<b>23</b>	<b>.320</b>	<b>.405</b>

1: Signed by the Pittsburgh Pirates as a free agent, July 2, 2011... signed by Rene Gayo, Orlando Covo and Marc DelPiano. 2: Acquired by the Toronto Blue Jays along with LH Francisco Liriano and C Reese McGuire from Pittsburgh in exchange for RH Drew Hutchison, August 1, 2016. 3: Signed by the Miami Marlins as a free agent, November 25, 2018. 4: Claimed by Cleveland off waivers from Miami, February 24, 2021. 5: Acquired by the Chicago Cubs from Cleveland in exchange for cash considerations, November 22, 2021. 6: Acquired by the Tampa Bay Rays from Chicago in exchange for INF Esteban Quiroz, March 25, 2022.

## CAREER FIELDING

YEAR	POSITION	PCT	G	PO	A	E	TC	DP
2019	Left Field	.991	61	116	0	1	117	0
	Right Field	1.000	55	77	0	0	77	0
	Center Field	1.000	27	59	0	0	59	0
2020	Right Field	1.000	2	3	0	0	3	0
	Left Field	1.000	1	1	0	0	1	0
2021	Left Field	1.000	49	82	0	0	82	0
	Right Field	.986	34	68	0	1	69	0
	Center Field	.971	20	33	0	1	34	0
	First Base	1.000	1	3	0	0	3	0
2022	First Base	.982	32	214	6	4	224	11
	Right Field	1.000	24	29	0	0	29	0
	Left Field	1.000	5	4	0	0	4	0
<b>Totals</b>	<b>Left Field</b>	<b>.995</b>	<b>116</b>	<b>203</b>	<b>0</b>	<b>1</b>	<b>204</b>	<b>0</b>
	<b>Right Field</b>	<b>.994</b>	<b>115</b>	<b>177</b>	<b>0</b>	<b>1</b>	<b>178</b>	<b>0</b>
	<b>Center Field</b>	<b>.989</b>	<b>47</b>	<b>92</b>	<b>0</b>	<b>1</b>	<b>93</b>	<b>0</b>
	<b>First Base</b>	<b>.982</b>	<b>33</b>	<b>217</b>	<b>6</b>	<b>4</b>	<b>227</b>	<b>11</b>

## POSTSEASON BATTING

YEAR	SERIES	CLUB	AVG	G	AB	R	H	2B	3B	HR	RBI	SH	SF	HB	BB-I	SO	SB	CS	GDP	OBP	SLG
2022	ALWC	TB vs. CLE	.111	2	9	0	1	0	0	0	0	0	0	0	0-0	3	0	0	1	.111	.111

## LEFT-RIGHT BREAKDOWN

	2022					CAREER				
	AVG	AB	H	HR	RBI	AVG	AB	H	HR	RBI
vs. Left	.360	111	40	2	17	.302	351	106	6	41
vs. Right	.277	292	81	4	41	.273	822	224	18	109





57

RIGHT-HANDED PITCHER

## DREW RASMUSSEN

Drew Thomas Rasmussen (RASS-muss-ehn)

BATS RIGHT

THROWS RIGHT

HEIGHT 6'1"

WEIGHT 230

OPENING DAY AGE 27

MAJOR LEAGUE SERVICE 2 years, 111 days

BORN 7/27/95 in Puyallup, WA

RESIDES Phoenix, AZ

CONTRACT STATUS Signed through 2023

SIGNING SCOUT Shawn Whalen (Brewers)

ACQUIRED From the Milwaukee Brewers along with RH J.P. Feyereisen in exchange for SS Willy Adames and RH Trevor Richards, 5/21/21



## X-RAY REPORT

- ◆ Drew and his wife, Stevie, welcomed their son, Rhett William, on Sep 6, 2022.
- ◆ Drew has been described as a heavy sweater and often changes jerseys during games in sweltering conditions...he will induce sweat to prepare for starts by working out in a hoodie and running outside at 90+ degrees.
- ◆ As a redshirt sophomore at Oregon State University in 2017, he went 3-0 with a 1.00 ERA (27-IP, 3-ER) in 8 apps (4 starts) after returning in late-April from Tommy John surgery...the batterymate in each of his outings that season was a true freshman named Adley Rutschman.

## 2022 SEASON

- ◆ In his first full season in the majors, his 11 wins ranked 2nd on the club behind Shane Bieber (12) and his 28 starts tied for 2nd behind Corey Kluber (31)...yielded 3 runs (or fewer) in 24 of 28 starts and 2 runs (or fewer) 20 times... allowed 5 hits (or fewer) in 19 of 28 starts.
- ◆ Min. 100 IP, ranked 10th in the AL with a 2.84 ERA, 11th with a 0.80 HR/9 IP ratio, 12th with a 1.04 WHIP and 12th with a .614 opp OPS.
- ◆ Was on the 15-day IL from June 15–July 1 with a left hamstring strain...reinstated on July 2 as the 27th Man for a doubleheader at Rogers Centre.
- ◆ Went 6-4 with a 2.45 ERA (73.1-IP, 20-ER) in 13 starts after the All-Star break...min. 60 IP, ranked among AL leaders in the second half in ERA (8th), WHIP (0.93, 5th), SO/BB ratio (6.30, 7th) and opp OPS (.568, 4th)...yielded 2 runs (or fewer) in 10 of 13 starts and 1 run (or fewer) eight times.
- ◆ Went 6-3 with a 2.24 ERA (76.1-IP, 19-ER) in 13 starts at Tropicana Field...min. 10 starts, ranked

6th in the AL in home ERA and 4th in opp avg. (.181)...yielded 3 runs (or fewer) in 14 consecutive home starts from July 17, 2021–Aug 25, 2022.

- ◆ Opponents hit .178 (19-for-107) with RISP, 5th-lowest in the AL (min. 100 AB) and the lowest against a Rays pitcher since Blake Snell (.088) in 2018...opponents hit .145 (10-for-69) with RISP against him from June 4 through season's end.
- ◆ Added a cutter to his arsenal and used it for 32.9 pct. of his pitches, 9th-highest in the majors (min. 1,500 total pitches)...his cutter was rated at 10.8 Runs Above Avg., 2nd in the majors (min. 100 IP) behind MIL Corbin Burnes (26.4).
- ◆ Named AL Pitcher of the Month for August, going 3-1 with a 1.57 ERA (34.1-IP, 6-ER) and 33 SO in 6 starts...marked his first career monthly honor and became the first Rays pitcher to win the award since Rich Hill in May 2021...yielded 2 runs (or fewer) in each of his starts and 1 run (or fewer) five times...took a perfect game into the 9th inning on Aug 14 vs. BAL, a no-hitter into the 6th on Aug 20 vs. KC and recorded a then-career-high-tying 9 SO on Aug 25 vs. LAA...became the first pitcher in club history to take a no-hit bid into the 6th inning in back-to-back starts... four times previously a Rays pitcher took a no-hit bid into the 5th in consecutive starts, most recently Matt Moore from June 24–29, 2016.
- ◆ Made his second Opening Day roster and first as a regular member of the starting rotation after opening the 2021 season in the Brewers bullpen.
- ◆ On April 9 vs. BAL, started the second game of the season and allowed 2 runs in 4 IP...yielded a 2-run homer to Ryan Mountcastle in the 3rd.
- ◆ Won five straight decisions from April 27–May 25, pitching to a 1.71 ERA (31.2-IP, 6-ER) in 6 starts over that stretch...went 5 IP (or more) and allowed 1 run (or fewer) in five straight starts from April



27–May 18, tying Chris Archer from May 17–June 7, 2015 and Scott Kazmir from May 10–31, 2008 for the longest in club history...it was matched by Shane McClellan from June 20–July 13.

- On April 27 vs. SEA, recorded a then-career-high 9 SO in six scoreless innings...struck out five consecutive batters from the second out of the 4th inning (J.P. Crawford) through the end of the 5th (Cal Raleigh)...became the fourth Washington-born pitcher in major league history to make a scoreless app of at least 6 IP against the Mariners, first since CHC Jon Lester (6 IP) on Sep 3, 2019 at Wrigley Field...joined Lester (5x), Blake Snell (twice) and Dana Eveland (once).
- On July 27 at BAL, pitched on his birthday for the first time in his professional career...turned 27 and took no decision after yielding 3 runs (2 ER) in 4.2 IP...left with a 4-3 lead but replaced after three straight batters (hit by pitch, single/E9, hit by pitch) reached with 2 outs in the 5th and did not qualify for the win...faced his former Oregon State teammate and battery mate Adley Rutschman for the first time, with the 3 PA resulting in a groundout, single and hit batter.
- On Aug 2 vs. TOR, lost at Tropicana Field for the first time in 18 career apps (11 starts) and lost at home for the first time in 32 career apps (11 starts) between the Brewers and Rays...his only run allowed in 6 IP was a 2-out, RBI single by Bo Bichette in the 1st inning.
- Over 2 starts from Aug 7-14 at DET, vs. BAL, yielded 3 baserunners in 11.1 IP and opponents went 1-for-36 against him...his baserunners reached on an E4, double and strikeout/wild pitch...the double ended a streak of 11 straight hitless innings, which tied Steve Geltz from June 6-24, 2015 for the longest streak in club history.
- On Aug 14 vs. BAL, retired his first 24 BF and carried a perfect game into the 9th inning, broken up on a Jorge Mateo double...matched a combined effort by Ryne Stanek (2 IP) and Ryan Yarbrough (6 IP) on July 14, 2019 at BAL for the longest perfect game bid in franchise history, both broken up on the first pitch of the 9th inning...passed Chris Archer (6.1 IP) on July 29, 2015 vs. DET for the longest individual perfect game bid in franchise history...was attempting to pitch the 24th perfect game in major league history (23rd in the regular season) and first since SEA Félix Hernández on Aug 15, 2012 vs. TB...marked the longest perfect game bid in the majors since CHW Carlos Rodón (8.1 IP) on April 14, 2021 vs. CLE...his bid for his first career shutout ended on a run-scoring wild pitch in the 9th, and his bid for a complete game ended when he was replaced after Brett Phillips reached on a

strikeout/wild pitch on his 87th pitch...his pitch count by inning was 10-12-6-10-6-10-9-16-8... went to a 3-ball count against two of his 27 BF.

- Marked the eighth time since the Hernández perfect game against the Rays in 2012 that a starter had one through 8 IP, joining Rodón, SEA Mike Leake (8 IP) in 2019, KC Jorge López (8 IP) in 2018, LAD Rich Hill (8 IP) in 2017, WSH Max Scherzer (8.2 IP) in 2015, SF Yusmeiro Petit (8.2 IP) in 2013 and TEX Yu Darvish (8.2 IP) in 2013.
- Went a career-high 8.1 IP, passing his previous high from June 4 vs. CHW (7 IP)...became the seventh pitcher (8th time) in club history to go 8 IP (or more) and allow 1 hit (or fewer), first since Drew Smyly (8 IP) on April 19, 2016 at BOS and first at home since Matt Garza's no-hitter on July 26, 2010 vs. DET...became the third Ray to go 8 IP (or more), allow 1 hit (or fewer) and 0 BB, following James Shields (9 IP) on May 9, 2008 vs. LAA and Ryan Rupe (9 IP) on May 23, 1999 vs. ANA.
- On Aug 20 vs. KC, his only baserunners through 5 IP were a leadoff walk and 2-out error in the 1st inning...retired 14 straight after the error, including seven on strikeouts, before surrendering back-to-back 1-out hits in the 6th.
- On Sep 9 at NYY, pitched six scoreless innings and recorded a career-high 10 SO...became the first pitcher in club history with double-digit strikeouts and 0 BB at Yankee Stadium and second to do it against the Yankees (regardless of venue), joining Scott Kazmir on Sep 27, 2007 at Tropicana Field...was the fifth Ray to record double-digit strikeouts at Yankee Stadium, joining Chris Archer (10) on July 27, 2017, Nate Karns (10) on July 4, 2015, Drew Smyly (10) on April 29, 2015 and Matt Moore (11) on Sep 22, 2011.
- On Sep 30 at HOU, was the winning pitcher as the Rays clinched a Wild Card berth...allowed a solo homer to Alex Bregman in the 1st inning and charged a second earned run after a dropped catch in right field was scored a RBI single for Yuli Gurriel in the 4th.
- **POSTSEASON:** Pitched in relief in Game 2 of the AL Wild Card Series at CLE and retired all 5 BF.

## CAREER HIGHLIGHTS

- Has made all 38 career starts with the Rays and has a 2.63 ERA (188-IP, 55-ER) in that role.
- In **2021**, went 4-1 with a 2.84 ERA (76-IP, 24-ER) in 35 apps (10 starts) between the Brewers and Rays...all 10 starts came with the Rays, eight after joining the rotation full-time on Aug 12.
- Acquired with J.P. Feyereisen from the Brewers on May 21 in the Willy Adames trade.



- ◆ Pitched to a 1.93 ERA (42-IP, 9-ER) in 10 starts.
- ◆ After joining the starting rotation full-time on Aug 12, went 3-0 with a 1.46 ERA (37-IP, 6-ER) in 8 starts and averaged 13.1 pitches per inning... min. 30 IP, his 1.46 ERA over that stretch led the majors over ATL Max Fried (1.60) and led the AL over OAK Frankie Montas (1.93)...led the AL with a 0.76 WHIP and opponents hit .171 (22-for-129) against him after his move into the rotation.
- ◆ Went 1-1 with a 3.97 ERA (34-IP, 15-ER) in 25 relief apps, including 1-0 with a 3.71 ERA (17-IP, 7-ER) in 10 relief apps with the Rays.
- ◆ On May 9 at MIA, stranded the automatic runner for a scoreless 10th inning...finished a 2-1 win to record the first save of his career.
- ◆ Optioned to Triple-A Durham after the trade... went 2-0 and did not allow a run in 8 apps spanning 11.1 IP with the Bulls...held opponents to a .132 avg. (5-for-38) and struck out 23 of 42 BF.
- ◆ Recalled on June 18 and made his Rays debut the next night...optioned on June 21 but was recalled again on June 24 and remained on the active roster for the rest of the season.
- ◆ On June 19 at SEA, made his Rays debut and retired all 5 BF including 4 SO.
- ◆ On June 30 at WSH, made his first career start and yielded a 2-out, 2-run single to Josh Bell in the 1st inning before pitching a scoreless 2nd... recorded his first career hit, a 2nd-inning single off 5-time All-Star Jon Lester.
- ◆ **POSTSEASON:** Took no decision in Game 3 of the ALDS at BOS, his first career postseason start... allowed 3 runs in 2 IP, including a leadoff homer to Kyle Schwarber...replaced after allowing three straight singles to begin the 3rd inning.
- ◆ In **2020**, selected from the alternate training site on Aug 13 and remained with the Brewers through the end of the season.
- ◆ On Aug 19 at MIN, pitched two scoreless innings of relief in his major league debut...his first batter faced was a swinging strikeout of Miguel Sanó to start the 7th inning.
- ◆ On Sep 18 vs. KC, pitched a scoreless 5th inning and recorded his first career win.
- ◆ Ranked by *Baseball America* as the No. 14 prospect in the Brewers system following the season...the publication also tabbed him as having the Best Fastball in the organization for a second consecutive year.
- ◆ **POSTSEASON:** Pitched a scoreless 8th inning of a 4-2 loss in Game 1 of the NL Wild Card Series at LAD...started and ended the inning with strikeouts of Will Smith and Edwin Rios.

- ◆ In **2019**, split his first professional season between three levels and went 1-3 with a 3.15 ERA (74.1-IP, 26-ER) in 27 apps (23 starts).
- ◆ His professional debut was at Miller Park in a start with Class-A Wisconsin on April 12.
- ◆ Ranked by *Baseball America* as the No. 9 prospect in the Brewers system following the season.
- ◆ Did not pitch after being drafted in **2018** while recovering from a second Tommy John surgery, performed by Dr. Keith Meister on Aug 23, 2017.

## AMATEUR CAREER

- ◆ Selected by the Brewers in the sixth round of the 2018 Amateur Draft out of Oregon State...went 14-5 with a 2.65 ERA (170-IP, 50-ER) in 33 career apps (24 starts) for Oregon State...pitched the only perfect game in school history as a freshman on March 21, 2015 vs. Washington State.
- ◆ Underwent Tommy John surgery as a sophomore, performed by Dr. Luis Vela in March 2016.
- ◆ Previously selected by the Diamondbacks in the 39th round of the 2014 Amateur Draft and the Rays in the first round (31st overall) of the 2017 Amateur Draft, but did not sign.
- ◆ Also lettered three years in football as a line-backer at Mount Spokane (Wash.) High School... inducted to the Mount Spokane Athletic Hall of Fame on Jan 21, 2022.

## CAREER HIGHS

LONGEST OUTING	RUNS ALLOWED
8.1, 8/14/22 vs. BAL	7, 6/10/22 at MIN
LONGEST RELIEF OUTING	HITS ALLOWED
2.1, 2x-last 8/6/21 at BAL	9, 6/10/22 at MIN
STRIKEOUTS	WIN STREAK
10, 9/9/22 at NYY	5G, 4/27/22 - 5/25/22
WALKS	LOSS STREAK
3, 2x-last 5/30/22 at TEX	3G, 9/14/22 - 9/24/22
HR ALLOWED	
2, 3x-last 6/10/22 at MIN	



## CAREER PITCHING

YEAR	CLUB	W	L	ERA	G	GS	CG	SHO	SV	IP	H	R	ER	HR	HB	BB-I	SO	WP	BK
2019	Wisconsin	0	0	0.00	1	1	0	0	0	2.0	1	0	0	0	0	0-0	3	0	0
	Carolina Biloxi	0	0	1.59	4	4	0	0	0	11.1	7	2	2	0	0	2-0	16	0	0
2020	Milwaukee	1	0	5.87	12	0	0	0	0	15.1	17	10	10	3	0	9-0	21	0	0
2021	Milwaukee	0	1	4.24	15	0	0	0	1	17.0	13	11	8	2	0	12-2	25	2	0
	Durham Tampa Bay	2	0	0.00	8	1	0	0	1	11.1	5	0	0	0	2	2-0	23	0	0
2022	Tampa Bay	11	7	2.84	28	28	0	0	0	146.0	121	51	46	13	3	31-0	125	10	0
<b>Minor League Totals</b>		<b>3</b>	<b>3</b>	<b>2.73</b>	<b>35</b>	<b>24</b>	<b>0</b>	<b>0</b>	<b>1</b>	<b>85.2</b>	<b>62</b>	<b>28</b>	<b>26</b>	<b>4</b>	<b>4</b>	<b>33-0</b>	<b>119</b>	<b>3</b>	<b>0</b>
<b>Major League Totals</b>		<b>16</b>	<b>8</b>	<b>3.03</b>	<b>75</b>	<b>38</b>	<b>0</b>	<b>0</b>	<b>1</b>	<b>237.1</b>	<b>195</b>	<b>88</b>	<b>80</b>	<b>21</b>	<b>3</b>	<b>65-2</b>	<b>219</b>	<b>14</b>	<b>0</b>

1: Selected by the Milwaukee Brewers in the sixth round of the 2018 Amateur Draft...signed by Shawn Whalen. 2: Acquired by the Tampa Bay Rays along with RH J.P. Feyereisen from Milwaukee in exchange for SS Willy Adames and RH Trevor Richards, May 21, 2021.

## CAREER FIELDING

YEAR	POSITION	PCT	G	PO	A	E	TC	DP
2020	Pitcher	1.000	12	1	2	0	3	0
2021	Pitcher	1.000	35	4	5	0	9	0
2022	Pitcher	.950	28	9	10	1	20	0
<b>Totals</b>		<b>.969</b>	<b>75</b>	<b>14</b>	<b>17</b>	<b>1</b>	<b>32</b>	<b>0</b>

## POSTSEASON PITCHING

YEAR	SERIES	CLUB	W	L	ERA	G	GS	CG	SHO	SV	IP	H	R	ER	HR	HB	BB-I	SO	WP	BK
2020	NLWC	MIL vs. LAD	0	0	0.00	1	0	0	0	0	1.0	1	0	0	0	0	0-0	2	0	0
2021	ALDS	TB vs. BOS	0	0	13.50	1	1	0	0	0	2.0	6	3	3	1	0	0-0	1	0	0
2022	ALWC	TB vs. CLE	0	0	0.00	1	0	0	0	0	1.2	0	0	0	0	0	0-0	2	0	0
<b>Postseason Totals</b>			<b>0</b>	<b>0</b>	<b>5.79</b>	<b>3</b>	<b>1</b>	<b>0</b>	<b>0</b>	<b>0</b>	<b>4.2</b>	<b>7</b>	<b>3</b>	<b>3</b>	<b>1</b>	<b>0</b>	<b>0-0</b>	<b>5</b>	<b>0</b>	<b>0</b>

## CAREER BATTING

YEAR	CLUB	AVG	AB	R	H	2B	3B	HR	RBI	SH	SF	HB	BB-I	SO	SB	CS	GDP	OBP	SLG
2021	Milwaukee	.000	1	0	0	0	0	0	0	0	0	0	0-0	1	0	0	0	.000	.000
	Tampa Bay	.333	3	0	1	0	0	0	0	0	0	0	0-0	0	0	0	0	.333	.333
<b>Major League Totals</b>		<b>.250</b>	<b>4</b>	<b>0</b>	<b>1</b>	<b>0</b>	<b>0</b>	<b>0</b>	<b>0</b>	<b>0</b>	<b>0</b>	<b>0</b>	<b>0-0</b>	<b>1</b>	<b>0</b>	<b>0</b>	<b>0</b>	<b>.250</b>	<b>.250</b>

## LEFT-RIGHT BREAKDOWN

	2022				CAREER			
	AVG	AB	H	HR	AVG	AB	H	HR
vs. Left	.207	222	46	2	.221	358	79	5
vs. Right	.232	323	75	11	.219	529	116	16



22

CENTER FIELDER

## JOSE SIRI

Jose Alexander Siri (SEER-ee)

BATS RIGHT

THROWS RIGHT

HEIGHT 6'2"

WEIGHT 205

OPENING DAY AGE 27

MAJOR LEAGUE SERVICE 1 year, 15 days

BORN 7/22/95 in Sabana Grande de Boya, DR

RESIDES Sabana Grande de Boya, DR

CONTRACT STATUS Signed through 2023

SIGNING SCOUT Richard Jimenez (Reds)

ACQUIRED From the Houston Astros in a three-team trade with the Baltimore Orioles in exchange for RH Seth Johnson and RH Jayden Murray, 8/1/22

## X-RAY REPORT

- ◆ Jose is nicknamed "El Rayo," which translates to Lightning...he earned the nickname while starring in the Dominican Winter League.
- ◆ Has a son, Jose Siri Jr., who can often be seen at games and on his Instagram @JoseSiri22.
- ◆ Jose is good friends with Padres All-Star Fernando Tatis Jr. ...the two played together during the 2018-19 Dominican Winter League and Tatis was among the first to call and congratulate Jose when he was called up to the big leagues...his major league debut came at Petco Park with Tatis in the opposing lineup.

## 2022 SEASON

- ◆ Voted the club's Outstanding Rookie by the Tampa Bay Chapter of the BBWAA.
- ◆ Appeared in 56 games and made 49 starts, all in center field, for the Rays after being acquired on Aug 1 in a three-team trade from the Astros.
- ◆ Before the trade, appeared in 48 games (39 starts) spanning two stints with the Astros: Opening Day-June 23 and July 10-20...was playing with Triple-A Sugar Land at the time of the trade.
- ◆ According to Statcast, his 15 Outs Above Avg. led the AL and ranked 3rd in the majors behind ARI Daulton Varsho (17) and SD Trent Grisham (16)...his sprint speed of 30.4 feet per second tied for 2nd behind ARI Corbin Carroll (30.7)...was successful on 87.5 pct. (14 of 16) of steal attempts, including 88.9 pct. (8 of 9) with the Rays.
- ◆ On Aug 2 vs. TOR, made his Rays debut and made a run-saving sliding catch in right-center field to end the top of the 3rd inning...covered 80 feet in 4.0 seconds on the play and reached a

sprint speed of 30.0 feet per second, according to Statcast...was given a 5 pct. catch probability.

- ◆ On Aug 24 vs. LAA, entered as a pinch-runner in the 8th inning...stole second base on the first pitch of the next at-bat, advanced to third on a groundout and scored the game-tying run on a grounder to second...despite an "infield in" defense, beat the tag with a head-first slide and the Rays went on to win, 4-3, in 11 innings.
- ◆ On Aug 26 at BOS, hit a 3-run homer off Ryan Brasier in the 8th inning for his first homer with the Rays...the 3 RBI were his most since making his first career start on Sep 13, 2021 at TEX (5).
- ◆ On Aug 30 at MIA, went 3-for-4 and made a leaping catch at the center field wall to rob Jon Berti of extra bases in the 6th inning...homed for the second time in his last 4 games after hitting 1 HR in his previous 46 games (40 starts).
- ◆ On Sep 18 vs. TEX, hit a solo shot off Glenn Otto and was the second of back-to-back homers with Christian Bethancourt in the 2nd inning.
- ◆ Played for the Gigantes del Cibao in the Dominican Winter League for a sixth straight year...hit .315 (23-for-73) in 21 games.
- ◆ **POSTSEASON:** Started both games of the AL Wild Card Series at CLE in center field...in Game 1, hit a solo shot off Shane Bieber in the 6th inning for his first career postseason homer...the homer accounted for the Rays only run in 24 innings in the Wild Card Series.

## CAREER HIGHLIGHTS

- ◆ In 2021, made his major league debut as a September call up for the Astros...appeared in 21 games and made 11 starts (5-CF, 4-RF, 2-LF).
- ◆ On Sep 3 at SD, made his major league debut and scored after pinch-running in the 9th inning...



entered off the bench in his first five career games: twice as a pinch-runner, twice as a defensive replacement and once as a pinch-hitter.

- ◆ On Sep 11 vs. LAA, replaced an injured Michael Brantley in the 4th inning and singled off José Suarez in the bottom half for his first career hit.
- ◆ On Sep 13 at TEX, went 4-for-5 and became the first player in major league history with 2 HR and 5 RBI in his first career start...singled in the 2nd inning, hit a 2-run homer off A.J. Alexy in the 3rd, a 2-run single in the 6th and solo homer off Hyeon-jong Yang in the 8th.
- ◆ On Sep 20 at LAA, started in the leadoff spot for the first time and homered off Jaime Barria on the third pitch of the game.
- ◆ Prior to his Sep 3 promotion, spent the season with Sugar Land and hit .318/.369/.553 (115-for-362) with 16 HR, 72 RBI and 24 SB in 94 games.
- ◆ Ranked among Triple-A West leaders in avg. (4th), hits (8th), doubles (tied for 4th), extra-base hits (49, tied for 5th), stolen bases (3rd), slugging pct. (6th) and OPS (tied for 4th).
- ◆ Ranked 4th among Astros minor leaguers in RBI and stolen bases and tied for 7th in homers.
- ◆ Named to the Astros Organizational All-Star Team by MLB.com.
- ◆ **POSTSEASON:** Hit .143 (2-for-14) with 3 RBI in 7 games (4 starts)...started Games 3 and 5 of the ALCS against the Red Sox and Games 2 and 6 of the World Series against the Braves.
- ◆ Was on the ALDS roster but did not play.
- ◆ Hit a RBI single in the 2nd inning off Max Fried in his first World Series at-bat.
- ◆ In **2020**, was part of the Giants 60-man player pool and spent the summer at the alternate training site in Sacramento.
- ◆ Was on the Reds 40-man roster until being designated for assignment on Jan 28...claimed off waivers by the Mariners on Feb 3 and by the Giants on March 10...designated by the Giants on July 23 and outrighted on July 30.
- ◆ In **2019**, hit .237 (111-for-468) with 11 HR, 53 RBI and 26 SB in 131 games between Double-A Chattanooga and Triple-A Louisville.
- ◆ Tied for 2nd among Reds minor leaguers in stolen bases and tied for 9th in hits and homers.
- ◆ Ranked by *Baseball America* as having the Best Outfield Arm in the Reds organization following the season.
- ◆ In **2018**, earned a June 21 promotion from Class-A Daytona to Double-A Pensacola...hit .239

(89-for-372) with 17 2B, 11 3B, 13 HR, 43 RBI and 23 SB in 96 games between the two levels.

- ◆ Began the season on the injured list with a left thumb sprain after crashing into a wall during a spring training game.
- ◆ Led Reds minor leaguers in triples...tied for 4th in steals and tied for 6th with 41 XBH.
- ◆ Ranked by *Baseball America* as the No. 9 prospect in the Reds system following the season...the publication also tabbed him as the Best Defensive Outfielder and Fastest Baserunner in the organization.
- ◆ In **2017**, named Minor League Hitter of the Year by the Reds Baseball Operations department...spent the entire season with Class-A Dayton.
- ◆ Led Reds minor leaguers with 92 runs, 11 3B, 24 HR, 59 XBH, 264 total bases and 46 SB...tied Nick Senzel for 1st in the organization with 146 hits and ranked 3rd with 76 RBI.
- ◆ Named to the Midwest League postseason All-Star Team...led the MWL with a .530 SLG, ahead of Fernando Tatis Jr. (.520)...ranked 1st in runs, hits, extra-base hits, stolen bases and triples (tied)...his .871 OPS ranked 2nd behind Tatis Jr. (.910) and he ranked among league leaders in homers (2nd), RBI (4th) and avg. (5th).
- ◆ Became the third in MWL history with 20 HR and 40 SB in a season...joined Tom Romano of the Madison Muskies in 1982 and Chuckie Canady of the Burlington Rangers in 1982.
- ◆ From June 22-Aug 3, his 39-game hitting streak set a MWL single-season record...hit .341/.363/.671 (59-for-173) with 12 2B, 3 3B, 13 HR and 32 RBI over that stretch...named MWL Player of the Month for July.
- ◆ Named to the Reds Organizational All-Star Team by MLB.com
- ◆ Ranked by *Baseball America* as the No. 7 prospect in the Reds system following the season...the publication also tabbed him as the Best Power Hitter, Best Athlete and Best Outfield Arm in the organization.
- ◆ In **2016**, hit .275 (89-for-324) with 10 HR and 38 RBI in 86 games for Dayton and Rookie-level Billings...played for Dayton from April 7-May 12 and joined Billings for their June 17 opener.
- ◆ Named to the Pioneer League midseason All-Star Team...tied for the league lead with 8 3B and tied for 6th with 10 HR...ranked among league leaders in slugging pct. (.560, 7th) and OPS (.908, 10th).
- ◆ Led the Pioneer League with 13 outfield assists.
- ◆ Hit for the cycle on July 4 vs. Helena and had a 3-HR game on Aug 7 vs. Ogden.



- In **2015**, tied for the Arizona League lead with 9 3B, tied for 6th with 34 runs and tied for 9th with 19 XBH...promoted to Billings on Sep 3.
- In **2014**, spent the entire season with the AZL Reds and tied for 8th in the league with 31 runs.
- In **2013**, made his professional debut with the DSL Reds and led Reds minor leaguers with 9 3B...ranked among DSL leaders in triples (tied for 2nd), extra-base hits (24, tied for 8th) and slugging pct. (.483, 6th).

## CAREER HIGHS

HITS	RUNS
4, 9/13/21 at TEX	3, 3x-last 8/30/22 at MIA
HITTING STREAK	WALKS
5G, 10/1/21 - 4/15/22	2, 4/10/22 at LAA
HOME RUNS	STRIKEOUTS
2, 9/13/21 at TEX	3, 4x-last 10/3/22 at BOS
RBI	STOLEN BASES
5, 9/13/21 at TEX	2, 8/13/22 vs. BAL

## HOME RUN HIGHLIGHTS

MULTI-HR GAMES (1)
9/13/21 at TEX
LEADOFF (1)
9/20/21 at LAA (Jaime Barria)

## CAREER BATTING

YEAR	CLUB	AVG	G	AB	R	H	2B	3B	HR	RBI	SH	SF	HB	BB-I	SO	SB	CS	GDP	OBP	SLG
2013	DSL Reds	.303	63	238	40	72	10	9	5	30	3	1	5	18-0	57	17	10	2	.363	.483
2014	AZL Reds	.248	46	157	31	39	6	4	2	11	1	0	2	12-0	35	12	2	1	.310	.376
2015	AZL Reds	.246	43	171	34	42	7	9	3	19	1	0	0	3-0	64	9	2	2	.259	.444
	Billings	.200	3	5	1	1	0	0	0	0	0	0	0	1-0	1	2	0	1	.333	.200
2016	Dayton	.145	27	83	5	12	3	0	0	3	1	1	0	2-0	34	3	2	2	.163	.181
	Billings	.320	59	241	52	77	12	8	10	35	2	1	3	8-0	66	17	4	4	.348	.560
2017	Dayton	.293	126	498	92	146	24	11	24	76	9	6	6	33-2	130	46	12	5	.341	.530
2018	Daytona	.261	30	119	15	31	9	2	1	9	1	2	0	4-0	32	9	1	2	.280	.395
	Pensacola	.229	66	253	42	58	8	9	12	34	0	3	3	24-0	91	14	5	4	.300	.474
2019	Chattanooga	.251	101	366	46	92	15	1	11	50	2	3	1	33-0	126	21	6	4	.313	.388
	Louisville	.186	30	102	10	19	4	1	0	3	1	0	0	9-1	39	5	2	1	.252	.245
2020										Did Not Play										
2021	Sugar Land	.318	94	362	70	115	29	4	16	72	1	3	5	26-0	122	24	3	4	.369	.552
	<b>Houston</b>	<b>.304</b>	<b>21</b>	<b>46</b>	<b>10</b>	<b>14</b>	<b>0</b>	<b>1</b>	<b>4</b>	<b>9</b>	<b>0</b>	<b>0</b>	<b>2</b>	<b>1-0</b>	<b>17</b>	<b>3</b>	<b>1</b>	<b>0</b>	<b>.347</b>	<b>.609</b>
2022	<b>Houston</b>	<b>.178</b>	<b>48</b>	<b>135</b>	<b>18</b>	<b>24</b>	<b>4</b>	<b>2</b>	<b>3</b>	<b>10</b>	<b>0</b>	<b>1</b>	<b>2</b>	<b>9-0</b>	<b>48</b>	<b>6</b>	<b>1</b>	<b>2</b>	<b>.238</b>	<b>.304</b>
	Sugar Land	.296	16	71	17	21	3	2	9	22	0	1	0	6-0	20	2	0	2	.346	.775
	<b>Tampa Bay</b>	<b>.241</b>	<b>56</b>	<b>166</b>	<b>35</b>	<b>40</b>	<b>9</b>	<b>0</b>	<b>4</b>	<b>14</b>	<b>0</b>	<b>0</b>	<b>1</b>	<b>11-0</b>	<b>60</b>	<b>8</b>	<b>1</b>	<b>1</b>	<b>.292</b>	<b>.367</b>
	<b>Minor League Totals</b>	<b>.272</b>	<b>704</b>	<b>2666</b>	<b>455</b>	<b>725</b>	<b>130</b>	<b>60</b>	<b>93</b>	<b>364</b>	<b>22</b>	<b>21</b>	<b>25</b>	<b>179-3</b>	<b>817</b>	<b>181</b>	<b>49</b>	<b>34</b>	<b>.321</b>	<b>.470</b>
	<b>Major League Totals</b>	<b>.225</b>	<b>125</b>	<b>347</b>	<b>63</b>	<b>78</b>	<b>13</b>	<b>3</b>	<b>11</b>	<b>33</b>	<b>0</b>	<b>1</b>	<b>5</b>	<b>21-0</b>	<b>125</b>	<b>17</b>	<b>3</b>	<b>3</b>	<b>.278</b>	<b>.375</b>

**1:** Signed by the Cincinnati Reds as a free agent, September 21, 2012. **2:** Claimed by the Seattle Mariners off waivers from Cincinnati, February 3, 2020. **3:** Claimed by the San Francisco Giants off waivers from Seattle, March 10, 2020. **4:** Signed by the Houston Astros as a free agent, December 22, 2020. **5:** Acquired by the Tampa Bay Rays from Houston as part of a three-team trade, August 1, 2022. Tampa Bay sent RH Seth Johnson to the Baltimore Orioles and RH Jayden Murray to Houston.



## CAREER FIELDING

YEAR	POSITION	PCT	G	PO	A	E	TC	DP
2021	Right Field	1.000	9	4	0	0	4	0
	Center Field	1.000	5	5	2	0	7	0
	Left Field	1.000	4	3	0	0	3	0
2022	Center Field	.996	95	234	1	1	236	0
	Right Field	.875	3	7	0	1	8	0
	Left Field	1.000	2	1	0	0	1	0
<b>Totals</b>	<b>Center Field</b>	<b>.996</b>	<b>100</b>	<b>239</b>	<b>3</b>	<b>1</b>	<b>243</b>	<b>0</b>
	<b>Right Field</b>	<b>.917</b>	<b>12</b>	<b>11</b>	<b>0</b>	<b>1</b>	<b>12</b>	<b>0</b>
	<b>Left Field</b>	<b>1.000</b>	<b>6</b>	<b>4</b>	<b>0</b>	<b>0</b>	<b>4</b>	<b>0</b>

## POSTSEASON BATTING

YEAR	SERIES	CLUB	AVG	G	AB	R	H	2B	3B	HR	RBI	SH	SF	HB	BB-I	SO	SB	CS	GDP	OBP	SLG
2021	ALCS	HOU vs. BOS	.125	3	8	0	1	0	0	0	2	0	0	0	0-0	1	0	0	0	.125	.125
	WS	HOU vs. ATL	.167	4	6	1	1	0	0	0	1	0	0	0	0-0	3	1	0	0	.167	.167
2022	ALWC	TB vs. CLE	.111	2	9	1	1	0	0	1	1	0	0	0	0-0	5	0	0	0	.111	.444
<b>Postseason Totals</b>			<b>.130</b>	<b>9</b>	<b>23</b>	<b>2</b>	<b>3</b>	<b>0</b>	<b>0</b>	<b>1</b>	<b>4</b>	<b>0</b>	<b>0</b>	<b>0</b>	<b>0-0</b>	<b>9</b>	<b>1</b>	<b>0</b>	<b>0</b>	<b>.130</b>	<b>.261</b>

## LEFT-RIGHT BREAKDOWN

	2022					CAREER				
	AVG	AB	H	HR	RBI	AVG	AB	H	HR	RBI
vs. Left	.156	77	12	1	8	.185	92	17	2	11
vs. Right	.232	224	52	6	16	.239	255	61	9	22



WILL VRAGOVIC / TAMPA BAY RAYS





59

LEFT-HANDED PITCHER

## JEFFREY SPRINGS

Jeffrey Scott Springs

BATS LEFT

THROWS LEFT

HEIGHT 6'3"

WEIGHT 210

OPENING DAY AGE 30

MAJOR LEAGUE SERVICE 4 years, 55 days

BORN 9/20/92 in Belmont, NC

RESIDES Belmont, NC

CONTRACT STATUS Signed a four-year contract through 2026 plus one club option, 1/25/23

SIGNING SCOUT Jay Heafner (Rangers)

ACQUIRED From the Boston Red Sox along with RH Chris Mazza and cash considerations in exchange for C Ronaldo Hernández and INF Nick Sogard, 2/17/21

## X-RAY REPORT

- ◆ He and his wife, Bailey, got married in 2018... their son, Stetson, was born on Jan 27, 2022.
- ◆ Jeffrey signed for the minimum \$1,000 after the Rangers selected the senior pitcher in the 30th round of the 2015 Amateur Draft...he worked multiple part-time jobs during the minor league offseasons, including pitching lessons, landscaping and at the YMCA, where he used his employment for a free gym membership.
- ◆ Jeffrey's major league debut came on July 31, 2018 and he assumed he had been traded when he received a 2 p.m. call from the Rangers director of minor league operations...instead, he was informed of his call up and made it to the airport in time to debut that night in a 6:40 p.m. game.
- ◆ He grew up a Red Sox fan and enjoyed watching Pedro Martínez and Jason Varitek...his mother sent him a picture of a Red Sox keychain and gym bag she found in his room after he was traded from Texas to Boston in January 2020.

## 2022 SEASON

- ◆ Transitioned to the starting rotation in his second season with the Rays and enjoyed a break-out campaign...his last 24 apps came as a starter.
- ◆ Min. 100 IP, ranked 6th in the AL with a 2.46 ERA behind HOU Justin Verlander (1.75), CHW Dylan Cease (2.20), TOR Alek Manoah (2.24), LAA Shohei Ohtani (2.33) and NYY Nestor Cortes (2.44)...was 2nd in club history behind Cy Young Award winner Blake Snell (1.89) in 2018.
- ◆ Ranked 10th in the AL with a 29.6 pct. swing-and-miss rate, 13th with a 1.07 WHIP and 13th with

a 4.65 SO/BB ratio...allowed 3 runs (or fewer) in 22 of 25 starts and 2 runs (or fewer) 17 times.

- ◆ Went 6-3 with a 2.40 ERA (71.1-IP, 19-ER) in 14 starts after the All-Star break...yielded 2 runs (or fewer) in 10 of 14 starts and 1 run (or fewer) seven times...went 6-2 with a 2.18 ERA (62-IP, 15-ER) in 12 starts from Aug 4 through season's end and ranked among AL leaders (min. 60 IP) in ERA (4th) and WHIP (1.02, 8th) over that span.
- ◆ Went 4-2 with a 2.23 ERA (60.2-IP, 15-ER) in 16 apps (11 starts) at Tropicana Field...min. 10 starts, ranked 5th in the AL in home ERA.
- ◆ Opponents hit .192 (20-for-104) against him with RISP, 9th-lowest in the AL (min. 100 AB).
- ◆ According to FanGraphs, induced a swing on 38.9 pct. of pitches outside of the strike zone, 3rd in the majors (min. 100 IP) behind TOR Kevin Gausman (42.7 pct.) and LAD Tyler Anderson (39.1 pct.) and the highest in franchise history.
- ◆ Used his changeup for 34.7 pct. of his pitches, 2nd in the majors (min. 1,500 pitches) behind MIA Pablo López (35.3 pct.)...opponents hit .229 (53-for-231) with a .320 SLG in at-bats ending with the changeup...all 4 HR allowed on it came over a 6-start stretch from June 1-July 5.
- ◆ Induced a swing-and-miss on 38.1 pct. of swings against the changeup and 92.9 pct. (65 of 70) of his strikeouts with it came on whiffs...the 70 SO with the changeup ranked 4th in the majors.
- ◆ His 1.44 ERA (31.1-IP, 5-ER) in September was the 3rd-lowest in club history (min. 25 IP) behind Jake Odorizzi (1.03) in 2017 and Blake Snell (1.26) in 2018...went 3-0 in 6 starts and limited opponents to a .192 avg. (23-for-120) with 8 XBH.
- ◆ Missed time while on the COVID-19 Related IL (close contact) on April 24, Family Medical



Emergency List from June 30–July 4 and 15-day IL (right lower leg tightness) from July 10-23.

- ◆ Eight of his first 9 apps through May 3 came out of the bullpen, starting a bullpen day on April 28 vs. SEA (2.2 IP) over that stretch...went 3.1 IP in relief on May 3 at OAK before officially joining the starting rotation on May 9 at LAA...from April 28–May 27, increased his workload in six consecutive apps (5 starts), including 5.2 IP and 6 IP in starts from May 21-27 at BAL, vs. NYY.
- ◆ Became a regular member of a starting rotation for the first time since 2017, when he spent the entire season with Class-A Down East and his first 17 apps came as a starter, going 1-8 with a 4.60 ERA (90-IP, 46-ER) in that role...transitioned to the Down East bullpen on July 26 that season.

“ He’s brought a considerable amount of persistence to his career. He just dominated [as a starter in 2022]. The success just continued to kind of snowball, and his confidence and everything else just came with it. It was a lot of fun to watch.

**PITCHING COACH KYLE SNYDER**  
| Tampa Bay Times |

- ◆ Made his fourth straight Opening Day roster.
- ◆ On Opening Day vs. BAL, struck out the side in a perfect 7th inning...marked his first app in the majors since July 31, 2021 vs. BOS.
- ◆ On April 28 vs. SEA, made his first start with the Rays and third of his major league career, first since Sep 9, 2018 at OAK (with TEX)...yielded a leadoff single in the 1st inning, which came around to score on a Eugenio Suárez 2-out triple.
- ◆ On May 9 at LAA, retired his first 10 BF before back-to-back singles by Mike Trout and Shohei Ohtani in the 4th inning, with the Ohtani single lost in the lights in center field...got a flyout for the second out before yielding a 3-run homer.
- ◆ On July 5 at BOS, returned from the Family Medical Emergency List and faced the Red Sox, for whom he pitched for in 2020, as a starter for the first time...went 4 IP and all 3 runs allowed were on homers, yielding a 2-run shot to Xander Bogaerts and solo homer to Trevor Story.
- ◆ On July 24 at KC, returned from the injured list (right lower leg tightness) and allowed a career-

high 8 hits in his first start since July 5 at BOS... the Rays lost in one of his starts for the first time since May 27, ending a 6-game winning streak.

- ◆ On Sep 13 at TOR (G1), pitched six scoreless innings and extended his scoreless streak to 16.2 IP...became the fifth traditional starter in club history to make three straight scoreless starts in a single season (without a relief app in between), joining Rich Hill in 2021, Tyler Glasnow in 2019, Jake Odorizzi in 2016 and Alex Cobb in 2014.
- ◆ On Sep 18 vs. TEX, allowed a solo homer in the 2nd inning and snapped a career-long scoreless streak at 17.2 IP...defeated the Rangers, who selected him in the 30th round of the 2015 Amateur Draft, for the first time in his career.
- ◆ On Sep 29 at CLE, did not allow a run in 6 IP, matching Sep 13 at TOR and June 7 vs. STL for the longest scoreless start of his career...all 3 hits allowed were singles, including two that did not leave the infield...received no decision after the Rays bullpen allowed the game-tying and go-ahead runs in the 8th inning.
- ◆ **POSTSEASON:** Was on the roster for the AL Wild Card Series at CLE but did not pitch...would have started had the Rays forced Game 3.
- ◆ On Jan 25, 2023, signed a four-year, \$31 million contract through the 2026 season, including a club option for 2027...the pact is worth up to \$65.75 million if the club option is exercised, innings pitched incentives are reached and Cy Young Award bonuses are triggered.

## CAREER HIGHLIGHTS

- ◆ In 2021, led the team with 43 apps until suffering a season-ending knee injury on July 31 vs. BOS.
- ◆ Attempts to rehab the injury resulted in continued discomfort...underwent surgery on Aug 16 to reconstruct a torn ACL in his right knee, performed by Dr. Koco Eaton in St. Petersburg.
- ◆ Yielded 9 HR, which tied for 3rd among AL relievers at the time of his injury...57.1 pct. (12 of 21) of his runs allowed came on homers.
- ◆ Had a 1.04 ERA (8.2-IP, 1-ER) in his last 8 apps.
- ◆ On April 18 at NYY, recorded his first career save with a perfect 9th inning...became the fourth Ray to record his first career save at Yankee Stadium, joining Adam Kolarek in 2018, Jake Odorizzi in 2013 and Jeff Sparks in 1999.
- ◆ On May 7 at OAK, allowed a walk-off homer to Seth Brown, the third time in his career he was on the mound for a walk-off loss...marked the fourth time the Rays lost on a “left-on-left” walk-off homer, following June 23, 2012 at PHI, Aug 7, 2009 at SEA and May 2, 2002 at MIN.



- ◆ In **2020**, acquired by the Red Sox prior to spring training and made 16 apps over two stints in the majors...was on the active roster from Opening Day–Aug 10 and Aug 22–Sep 25.
- ◆ Pitched to a 3.86 ERA (11.2-IP, 5-ER) with 18 SO in his final 10 apps of the season.
- ◆ On July 27 vs. NYM, made his Red Sox debut and allowed 5 runs in 1.1 IP, including 2-run homers by Pete Alonso and Dominic Smith.
- ◆ In **2019**, made 25 apps over three stints with the Rangers, including his first career Opening Day roster...his 4 wins ranked 2nd among Rangers relievers...was on the injured list for more than two months for left shoulder inflammation.
- ◆ Totaled 8 apps (2 starts) in the minors between his option to Triple-A Nashville and rehab...went 3-0 with a 3.00 ERA (9-IP, 3-ER).
- ◆ Reinstated from the 60-day IL on Sep 1 and spent the rest of the season in the majors.
- ◆ Began the **2018** season with Double-A Frisco and ended it in the majors...selected to the active roster on July 31 and remained with the Rangers through season's end...made 18 apps (2 starts), with both starts coming from the opener role.
- ◆ On July 31 at ARI, made his major league debut and his only run allowed in 2 IP came on a run-scoring wild pitch in the 6th inning.
- ◆ On Sep 16 at SD, suffered a loss after allowing a walk-off grand slam to Francisco Mejía...marked the 11th time in franchise history the Rangers lost on a walk-off grand slam but third time over a span of six seasons (2013-18).
- ◆ On Sep 23 vs. SEA, pitched two scoreless innings to record his first career win.
- ◆ Split the first four months of the season between Frisco and Triple-A Round Rock, going 4-4 with a 4.13 ERA (56.2-IP, 26-ER) in 33 apps.
- ◆ Spent the **2017** season with Class-A Down East and ranked 2nd in the Carolina League with 146 SO...led Rangers minor leaguers in strikeouts.
- ◆ His 11.70 SO/9 IP ratio ranked 6th among all full-season minor leaguers (min. 100 IP).
- ◆ Reached double-digit strikeouts in 3 starts... did this in back-to-back outings toward the end of May to claim Carolina League Pitcher of the Week honors for May 22-28.
- ◆ Transitioned to the bullpen on July 26 and held opponents to a .173 avg. (14-for-81) as a reliever... all 14 relief apps spanning 22.1 IP were scoreless.
- ◆ Split the **2016** season between Class-A Hickory and Class-A High Desert, earning a June 23 promotion...went 3-3 with a 4.63 ERA (79.2-IP, 33-ER) in 31 apps (9 starts) between the two

levels...named to the South Atlantic League midseason All-Star Team.

- ◆ In **2015**, began his professional career and went 2-2 with a 2.61 ERA (31-IP, 9-ER) in 17 apps between Short-A Spokane and Hickory.

## AMATEUR CAREER

- ◆ Selected by the Rangers in the 30th round of the 2015 Amateur Draft out of Appalachian State University...went 11-12 with a 5.10 ERA (243.1-IP, 138-ER) in 58 apps (43 starts) in four seasons.
- ◆ Graduated from South Point (N.C.) High School... went 11-0 with a 1.20 ERA and 150 SO as a senior and helped lead the team to a state championship...named the 2011 North Carolina 3-A Player of the Year and won Most Valuable Player honors of the 3-A state championship series.

## CAREER HIGHS

### LONGEST OUTING

6.0, 7x-last 9/29/22 at CLE

### LONGEST RELIEF OUTING

3.1, 5/3/22 at OAK

### STRIKEOUTS

9, 6/24/22 vs. PIT

### WALKS

4, 5/21/22 at BAL

### HR ALLOWED

3, 6/24/22 vs. PIT

### RUNS ALLOWED

5, 3x-last 8/27/22 at BOS

### HITS ALLOWED

8, 2x-last 8/27/22 at BOS

### WIN STREAK

4G, 5/9/21 – 4/10/22

### LOSS STREAK

2G, 8/10/20 – 9/25/20



## CAREER PITCHING

YEAR	CLUB	W	L	ERA	G	GS	CG	SHO	SV	IP	H	R	ER	HR	HB	BB-I	SO	WP	BK
2015	Spokane	2	2	2.93	15	0	0	0	0	27.2	21	9	9	2	3	14-0	33	3	0
	Hickory	0	0	0.00	2	0	0	0	0	3.1	0	0	0	0	0	1-0	6	0	0
2016	Hickory	1	1	1.16	18	0	0	0	3	31.0	11	8	4	1	0	8-0	40	2	0
	High Desert	2	2	5.36	13	9	0	0	0	48.2	52	33	29	9	2	21-0	52	3	0
2017	Down East	2	8	3.69	31	17	0	0	2	112.1	104	48	46	13	5	37-1	146	6	2
2018	Frisco	3	2	4.82	20	0	0	0	1	37.1	39	20	20	2	2	7-0	68	3	2
	Round Rock	1	2	2.79	13	0	0	0	1	19.1	12	6	6	0	2	12-0	30	0	0
	Texas	1	1	3.38	18	2	0	0	0	32.0	32	14	12	4	1	14-1	31	3	0
2019	Texas	4	1	6.40	25	0	0	0	0	32.1	38	23	23	4	0	23-0	32	0	0
	Nashville	3	0	3.86	6	0	0	0	0	7.0	6	4	3	1	0	0-0	12	0	0
	AZL Rangers	0	0	0.00	2	2	0	0	0	2.0	0	0	0	0	0	0-0	3	0	0
2020	Boston	0	2	7.08	16	0	0	0	0	20.1	30	18	16	5	1	7-1	28	2	0
2021	Tampa Bay	5	1	3.43	43	0	0	0	2	44.2	35	21	17	9	0	14-1	63	3	0
2022	Tampa Bay	9	5	2.46	33	25	0	0	0	135.1	114	42	37	14	1	31-0	144	1	1
<b>Minor League Totals</b>		<b>14</b>	<b>17</b>	<b>3.65</b>	<b>120</b>	<b>28</b>	<b>0</b>	<b>0</b>	<b>7</b>	<b>288.2</b>	<b>245</b>	<b>128</b>	<b>117</b>	<b>28</b>	<b>14</b>	<b>100-1</b>	<b>390</b>	<b>17</b>	<b>4</b>
<b>Major League Totals</b>		<b>19</b>	<b>10</b>	<b>3.57</b>	<b>135</b>	<b>27</b>	<b>0</b>	<b>0</b>	<b>2</b>	<b>264.2</b>	<b>249</b>	<b>118</b>	<b>105</b>	<b>36</b>	<b>3</b>	<b>89-3</b>	<b>298</b>	<b>9</b>	<b>1</b>

1: Selected by the Texas Rangers in the 30th round of the 2015 Amateur Draft... signed by Jay Heafner. 2: Acquired by the Boston Red Sox from Texas in exchange for 1B/OF Sam Travis, January 15, 2020. 3: Acquired by the Tampa Bay Rays along with RH Chris Mazza and cash considerations from Boston in exchange for C Ronaldo Hernández and INF Nick Sogard, February 17, 2021.

## CAREER FIELDING

YEAR	POSITION	PCT	G	PO	A	E	TC	DP
2018	Pitcher	1.000	18	2	4	0	6	0
2019	Pitcher	1.000	25	0	1	0	1	0
2020	Pitcher	1.000	16	0	2	0	2	0
2021	Pitcher	1.000	43	1	2	0	3	1
2022	Pitcher	1.000	33	4	10	0	14	1
<b>Totals</b>		<b>1.000</b>	<b>135</b>	<b>7</b>	<b>19</b>	<b>0</b>	<b>26</b>	<b>2</b>

## LEFT-RIGHT BREAKDOWN

	2022				CAREER			
	AVG	AB	H	HR	AVG	AB	H	HR
vs. Left	.248	117	29	5	.285	291	83	11
vs. Right	.215	396	85	9	.228	728	166	25



81

RIGHT-HANDED PITCHER

# RYAN THOMPSON

Ryan Scott Thompson



BATS **RIGHT**

THROWS **RIGHT**

HEIGHT **6'5"**

WEIGHT **235**

OPENING DAY AGE **30**

MAJOR LEAGUE SERVICE **3 years**

BORN **6/26/92 in Salem, OR**

RESIDES **Turner, OR**

CONTRACT STATUS **Signed through 2023**

SIGNING SCOUT **Tim Bittner (Astros)**

ACQUIRED **Selected from the Houston Astros in the Triple-A phase of the 2018 Rule 5 Draft**

## X-RAY REPORT

- With no fans permitted inside Tropicana Field in 2020, Ryan's father, Ed, flew to St. Petersburg from Oregon to watch his major league debut from Ferg's Sports Bar & Grill near the ballpark... when Ryan entered the game, Ed ran around the bar celebrating with each out he recorded.
- Ryan is a reformed autograph hound...his dad took him on a weekend trip to Seattle each year to attend a Mariners series and Ryan would wait at the visiting hotel for players to sign...one vivid memory he has is running at full speed up a down escalator to reach Derek Jeter, only to trip and land face first at the top in front of him... Derek told him, "Kid, it's not worth it."
- While in the minor leagues, Ryan worked as a substitute teacher during the offseason and used the money earned to fund offseason training.
- Ryan is a self-professed James Bond nerd...at one point, he was ranked No. 1 in Oregon and No. 6 nationally on the QuizUp trivia app in the James Bond category...his favorite Bond film is Casino Royale and Daniel Craig is his top 007.
- Ryan supports an organization called 2ndMilk... the organization provides nutrition for malnourished babies in developing nations.

## 2022 SEASON

- Suffered a season-ending injury for a second consecutive year...placed on the 15-day IL (right triceps inflammation) on Aug 30, retroactive to Aug 27...diagnosed with a stress reaction in his right elbow after feeling discomfort while throwing and was shut down for the season.
- Had a 1.19 ERA (22.2-IP, 3-ER) in his last 23 apps from June 18-Aug 25, compared to a 6.75 ERA (20-IP, 15-ER) in his first 24 apps...from June 18-Aug 3, made a career-high 17 straight apps with-

out an earned run...from June 21-Aug 3, his 15 straight scoreless apps marked the longest streak of his career over May 29-June 17, 2021 (9).

- Did not allow an earned run in his first 11 apps.
- On April 11 vs. OAK, pitched a scoreless 6th inning in his first app in the majors since June 27, 2021 vs. LAA (right shoulder inflammation).
- Allowed 19 hits, 15 runs (14 ER) and 4 HR in 11 apps spanning 9.2 IP from May 6-June 11...this stretch increased his season ERA from 0.00 to 6.63...yielded runs in six of 11 apps over that stretch, including multiple runs in 4 apps.
- Charged three blown saves in 6 apps from May 6-22, pitching to a 14.29 ERA (5.2-IP, 9-ER) over that stretch...charged a blown save in back-to-back apps from May 20-22 at BAL...in both, was a strike away from the save before yielding game-tying hits to Austin Hays...on May 22, a game-tying, 2-run single by Hays in the 9th inning was the final at-bat before a rain delay.
- On Aug 9 at MIL, snapped career-long streaks of 15 consecutive scoreless apps and 17 straight apps without yielding an earned run...allowed a pair of inherited runners to score plus a run of his own on a Kolten Wong double in the 5th.
- On Aug 10 at MIL, issued an intentional walk and allowed a walk-off single to Willy Adames in the 10th inning...marked the second walk-off hit allowed in his career, along with a J.D. Martinez double on April 6, 2021 at BOS.

## CAREER HIGHLIGHTS

- In **2021**, made 36 apps before landing on the 10-day IL (right shoulder inflammation) on June 28...an August rehab assignment resulted in continued discomfort, and he underwent thoracic outlet decompression surgery on Sep 30, performed by Dr. Gregory Pearl in Dallas.



- Opponents hit .212 (11-for-52) in at-bats ending with the slider, according to Statcast.
- Yielded 4 runs (3 ER) in his first 5 apps but pitched to a 1.82 ERA (29.2-IP, 6-ER) after that.
- Inherited 26 runners, which ranked 4th in the majors and 3rd in the AL at the time of his injury.
- Made his second straight Opening Day roster.
- On April 6 at BOS, got the last out of the 11th inning and was in line for the win after the Rays scored in the 12th...was a strike away but hit Alex Verdugo on an 0-2 pitch...started the next at-bat with a wild pitch and allowed a 2-run, walk-off double to J.D. Martinez, the first time he was on the mound for a walk-off loss.
- In **2020**, selected to the major league roster on July 23 and made 25 apps in his rookie season.
- Was with the Rays for three stints: Opening Day–Aug 5, Aug 8 (29th Man) and Aug 9 through season's end...recalled for his third stint after Oliver Drake went on the 10-day IL...spent 59 of 60 games on the active roster.
- Pitched to a 6.75 ERA (9.1-IP, 7-ER) in 10 apps in September and a 6.61 ERA (16.1-IP, 12-ER) in 18 apps beginning on Aug 14.
- Inherited 10 runners and stranded them all... was one of three major league relievers with 10 IR (or more) and none scored, joining DET Bryan Garcia (11) and CHW Codi Heuer (10).
- Became the third pitcher since Stats LLC began tracking minor league phases of the Rule 5 Draft (2000) to be picked and make an Opening Day roster for that team...joined STL John Brebbia in 2019 and TEX Alexi Ogando in 2011.
- On Opening Day vs. TOR, made his major league debut and pitched two scoreless innings.
- On Aug 8 vs. NYY (G2), made his first career start and pitched two scoreless innings...his only hit allowed was a 2-out single to Aaron Hicks in the 1st...the next day, recorded his first career win with a perfect 9th inning.
- On Sep 19 at BAL, retired both batters faced in the 9th inning for his first career save...became the 12th Rays pitcher with a save, tying the major league record set by the 1973 Rangers.
- Ranked by *Baseball America* as the No. 25 prospect in the Rays system following the season.
- **POSTSEASON:** Went 0-1 with a 1.93 ERA (9.1-IP, 2-ER) in 9 apps (1 start)...eight of his 9 apps were scoreless, the only exception coming in Game 4 of the ALDS at NYY...opened and pitched a scoreless 1st inning but allowed a Luke Voit homer and three consecutive walks to start the 2nd, with a second run scoring on a sacrifice fly.
- In **2019**, went 1-1 with a 2.70 ERA (23.1-IP, 7-ER) in 16 apps (5 starts) between Class-A Charlotte and Double-A Montgomery in his first season in the Rays organization.
- Made his season debut on May 21, returning from Tommy John surgery.
- Missed the entire **2018** season due to Tommy John surgery.
- Selected by the Rays from the Astros in the Triple-A phase of the Rule 5 Draft.
- Split the **2017** season between Double-A Corpus Christi and Triple-A Fresno, going 2-4 with a 4.05 ERA (66.2-IP, 30-ER) in 37 apps.
- Made his Triple-A debut on April 20, the start of his first of two stints with the Grizzlies.
- In **2016**, went 5-2 with a 3.35 ERA (75.1-IP, 28-ER) in 43 apps between Class-A Lancaster and Corpus Christi...promoted to Double-A on June 20 and remained there through season's end.
- In **2015**, split his first full pro season between Class-A Quad Cities and Lancaster, going 5-2 with a 3.00 ERA (63-IP, 21-ER) in 43 apps.
- In **2014**, led Astros minor leaguers with 12 saves, which tied for 3rd in the New York-Penn League...named to the midseason NYPL All-Star Team.

## AMATEUR CAREER

- Selected by the Astros in the 23rd round of the 2014 Amateur Draft out of Campbell University...won Big South Pitcher of the Year honors as a junior and finished 2nd for the Gregg Olson Breakout Player of the Year Award.
- Named to the Louisville Slugger All-American team as a junior and senior.
- Transferred to Campbell from Chemeketa Community College in Hayesville, Ore.

## CAREER HIGHS

<b>LONGEST OUTING</b>	<b>RUNS ALLOWED</b>
2.0, 7x-last 8/3/22 vs. TOR	4, 2x-last 5/30/22 at TEX
<b>LONGEST RELIEF OUTING</b>	<b>HITS ALLOWED</b>
2.0, 6x-last 8/3/22 vs. TOR	4, 5x-last 8/25/22 vs. LAA
<b>STRIKEOUTS</b>	<b>WIN STREAK</b>
3, 4x-last 6/9/21 vs. WSH	2G, 2x-last 7/5/22 - 8/3/22
<b>WALKS</b>	<b>LOSS STREAK</b>
2, 4x-last 6/16/22 at NYY	2G, 2x-last 4/16/22 - 5/14/22
<b>HR ALLOWED</b>	
2, 2x-last 5/14/22 vs. TOR	



## CAREER PITCHING

YEAR	CLUB	W	L	ERA	G	GS	CG	SHO	SV	IP	H	R	ER	HR	HB	BB-I	SO	WP	BK
2014	Tri-City	2	1	2.96	23	0	0	0	12	24.1	22	9	8	2	3	9-2	19	0	0
2015	Quad Cities	4	2	2.65	38	0	0	0	5	54.1	43	18	16	4	6	15-0	55	1	0
	Lancaster	1	0	5.19	5	0	0	0	2	8.2	8	5	5	0	0	2-0	5	0	0
2016	Lancaster	2	1	5.09	20	0	0	0	2	35.1	41	21	20	3	2	9-0	42	2	0
	Corpus Christi	3	1	1.80	23	0	0	0	3	40.0	32	9	8	0	1	10-0	23	3	0
2017	Corpus Christi	2	3	2.59	31	0	0	0	6	59.0	59	24	17	3	2	11-1	55	3	0
	Fresno	0	1	15.26	6	0	0	0	0	7.2	18	13	13	2	3	2-1	6	0	0
2018	Injured-Did Not Pitch																		
2019	Charlotte	0	0	0.00	2	0	0	0	1	3.0	2	0	0	0	0	0-0	5	0	0
	Montgomery	1	1	3.10	14	5	0	0	0	20.1	24	8	7	1	1	6-0	20	1	0
2020	<b>Tampa Bay</b>	<b>1</b>	<b>2</b>	<b>4.44</b>	<b>25</b>	<b>1</b>	<b>0</b>	<b>0</b>	<b>1</b>	<b>26.1</b>	<b>29</b>	<b>15</b>	<b>13</b>	<b>4</b>	<b>0</b>	<b>8-0</b>	<b>23</b>	<b>0</b>	<b>1</b>
2021	<b>Tampa Bay</b>	<b>3</b>	<b>2</b>	<b>2.38</b>	<b>36</b>	<b>0</b>	<b>0</b>	<b>0</b>	<b>0</b>	<b>34.0</b>	<b>26</b>	<b>11</b>	<b>9</b>	<b>3</b>	<b>2</b>	<b>9-2</b>	<b>37</b>	<b>1</b>	<b>0</b>
	FCL Rays	0	0	0.00	1	0	0	0	0	1.0	0	0	0	0	0	0-0	2	0	0
	Durham	1	0	0.00	4	0	0	0	0	3.1	3	0	0	0	0	3-0	6	0	0
2022	Durham	0	0	0.00	1	0	0	0	0	1.0	1	0	0	0	0	1-0	1	0	0
	<b>Tampa Bay</b>	<b>3</b>	<b>3</b>	<b>3.80</b>	<b>47</b>	<b>0</b>	<b>0</b>	<b>0</b>	<b>3</b>	<b>42.2</b>	<b>39</b>	<b>24</b>	<b>18</b>	<b>4</b>	<b>2</b>	<b>11-2</b>	<b>39</b>	<b>1</b>	<b>1</b>
<b>Minor League Totals</b>		<b>16</b>	<b>10</b>	<b>3.28</b>	<b>168</b>	<b>5</b>	<b>0</b>	<b>0</b>	<b>31</b>	<b>258.0</b>	<b>253</b>	<b>107</b>	<b>94</b>	<b>15</b>	<b>18</b>	<b>68-4</b>	<b>239</b>	<b>10</b>	<b>2</b>
<b>Major League Totals</b>		<b>7</b>	<b>7</b>	<b>3.50</b>	<b>108</b>	<b>1</b>	<b>0</b>	<b>0</b>	<b>4</b>	<b>103.0</b>	<b>94</b>	<b>50</b>	<b>40</b>	<b>11</b>	<b>4</b>	<b>28-4</b>	<b>99</b>	<b>2</b>	<b>2</b>

1: Selected by the Houston Astros in the 23rd round of the 2014 Amateur Draft...signed by Tim Lincecum. 2: Selected by the Tampa Bay Rays from Houston in the Triple-A phase of the Rule 5 Draft, December 13, 2018.

## CAREER FIELDING

YEAR	POSITION	PCT	G	PO	A	E	TC	DP
2020	Pitcher	1.000	25	1	5	0	6	1
2021	Pitcher	1.000	36	2	3	0	5	0
2022	Pitcher	.867	47	5	8	2	15	1
<b>Totals</b>		<b>.923</b>	<b>108</b>	<b>8</b>	<b>16</b>	<b>2</b>	<b>26</b>	<b>2</b>

## POSTSEASON PITCHING

YEAR	SERIES	CLUB	W	L	ERA	G	GS	CG	SHO	SV	IP	H	R	ER	HR	HB	BB-I	SO	WP	BK
2020	ALWC	TB vs. TOR	0	0	0.00	1	0	0	0	0	1.1	0	0	0	0	0	0-0	2	0	0
	ALDS	TB vs. NYY	0	1	4.91	2	1	0	0	0	3.2	5	2	2	1	1	3-0	3	0	0
	ALCS	TB vs. HOU	0	0	0.00	3	0	0	0	0	1.2	2	0	0	0	0	0-0	2	0	0
	WS	TB vs. LAD	0	0	0.00	3	0	0	0	0	2.2	0	0	0	0	0	1-0	3	0	0
<b>Postseason Totals</b>			<b>0</b>	<b>1</b>	<b>1.93</b>	<b>9</b>	<b>1</b>	<b>0</b>	<b>0</b>	<b>0</b>	<b>9.1</b>	<b>7</b>	<b>2</b>	<b>2</b>	<b>1</b>	<b>1</b>	<b>4-0</b>	<b>10</b>	<b>0</b>	<b>0</b>

## LEFT-RIGHT BREAKDOWN

	2022				CAREER			
	AVG	AB	H	HR	AVG	AB	H	HR
vs. Left	.196	51	10	1	.214	103	22	2
vs. Right	.250	116	29	3	.246	293	72	9



6

INFIELDER

# TAYLOR WALLS

Davis Taylor Walls

BATS **SWITCH**THROWS **RIGHT**HEIGHT **5'10"**WEIGHT **190**OPENING DAY AGE **26**MAJOR LEAGUE SERVICE **1 year, 92 days**BORN **7/10/96 in Americus, GA**RESIDES **Cordele, GA**CONTRACT STATUS **Signed through 2023**SIGNING SCOUT **Brett Foley (Rays)**ACQUIRED **Selected in the third round of the 2017 Amateur Draft**

## X-RAY REPORT

- Taylor began a postgame journaling routine during the second half of the 2022 season with help from Justin Su'a, head of mental performance for the Rays...he takes a few minutes at the end of each day to transfer his thoughts to paper, during which he answers three questions: What did I do well today? What did I learn today? What am I going to do better tomorrow?
- Taylor ordered hats for teammates last season with the logo of his dad's business, Walls Well Drilling Inc. ...his great grandfather started the company and it has remained in the family, and went by Walls & Sons when his grandpa owned it and employed Taylor's father and uncle.
- He and his wife, Hallie, welcomed daughter Sutton Grace on April 25, 2021...the two met at Florida State...Hallie first saw Taylor while attending a FSU baseball game with her mom.
- Although he goes by Taylor, Davis is a family name...several generations of men in his family have shared the name before him.
- His hometown of Cordele is known as the watermelon capital of the world...converted school buses hauling thousands of watermelons were a common sight in the summertime.

## 2022 SEASON

- Appeared in 142 games and made 122 starts (80-SS, 22-2B, 20-3B) in his first full season in the majors...led the team with 19 Defensive Runs Saved, which tied for 3rd among major league infielders behind PIT Ke'Bryan Hayes (24) and COL Brendan Rodgers (22)...was the most among AL infielders over CLE Andrés Giménez (17).
- Had 11 Defensive Runs Saved at shortstop, tied for 4th in the majors...had 5 Defensive Runs Saved at third base and 3 DRS at second base.

- Min. 300 AB, his .172 avg. was the 2nd-lowest in the majors, ahead of NYY/LAD Joey Gallo (.160)...was the lowest mark in franchise history, passing Carlos Peña (.196) in 2010...hit .110 (24-for-219) on the road, the lowest avg. in the majors and the lowest in club history (min. 100 AB).
- Was one of four players from the Opening Day roster to remain active all season, joining Jason Adam, Randy Arozarena and Corey Kluber.
- Made the first Opening Day roster of his career.
- On April 30 vs. MIN, hit a solo homer in the 2nd inning, snapping homerless droughts of 54 games and 145 AB...the lowest avg. was the second of his career and first since June 9, 2021 vs. WSH.
- On June 7 vs. STL, hit a 3-run homer off Drew VerHagen in the 10th inning for the first walk-off hit of his career...marked his first multi-RBI game since Sep 22, 2021 vs. TOR (2)...entered the at-bat with a .147 avg., the lowest season avg. before hitting a walk-off homer (min. 100 PA) since MTL Nate Colbert (.143) on Aug 2, 1975 vs. PHI, according to Stats LLC, and the 4th-lowest since 1901...was the first 2-out, 2-strike walk-off homer for the Rays since Sean Rodriguez on May 22, 2014 vs. OAK and the sixth in club history.
- Became the fifth shortstop in franchise history to hit a walk-off homer, following Willy Adames on Aug 7, 2018 vs. BAL, Ben Zobrist on Sep 7, 2012 vs. TEX, Reid Brignac on Sep 13, 2010 vs. NYY and Kevin Stocker on May 12, 1998 vs. CLE.
- On Aug 2 vs. TOR, recorded both of the Rays hits in a 3-1 loss...broke up Kevin Gausman's no-hit bid with a single leading off the 6th inning and hit a solo homer off Jordan Romano in the 9th.
- On Sep 17 vs. TEX, homered as a right-handed batter for the first time in his career, hitting a solo shot off Taylor Hearn in the 5th inning.





- On Sep 30 at HOU, hit a solo homer off Phil Maton in the 8th inning as the Rays clinched a Wild Card berth...homered on the road for the first time, ending a streak of 8 HR at home to start his career...ended a drought of 286 road at-bats without a homer to start his career.
- **POSTSEASON:** Appeared in both games of the AL Wild Card Series at CLE, including a Game 1 start at second base...was used as a pinch-hitter in Game 2 and stayed in the game at third base.

“

He's a future Gold Glover. Day in and day out, the plays he makes, the consistency, the range he has. It really is unbelievable. [Highlight reel plays] are kind of expected because he's done it so much.

RAYS PITCHER JEFFREY SPRINGS  
| Bally Sports Sun |

”

## CAREER HIGHLIGHTS

- Since the start of 2021, ranks 2nd with 21 Defensive Runs Saved at shortstop behind HOU/ MIN Carlos Correa (23) despite ranking 32nd in the majors with 1,104 innings at the position.
- Has 28 Defensive Runs Saved in 1,509.2 career innings between three infield positions.
- Eight of the 9 HR he has hit in his career have come at Tropicana Field...his first eight career homers came at home, passing Damian Rolls (5) from 2001-03 and Steve Cox (5) in 2000 for the longest streak to start a career in club history.
- In 2021, appeared in 54 games and made 44 starts over three stints with the Rays: May 22–July 23, Sep 1-6 and Sep 11-20...his first stint began after Willy Adames was traded to the Brewers and included a minimum stay on the 10-day IL due to right wrist tendinitis.
- Despite only 54 games at the major league level, his 10 Defensive Runs Saved tied for 3rd among major league shortstops behind HOU Carlos Correa (20) and MIN Andrelton Simmons (15).
- On May 22 at TOR, made his major league debut as the starting shortstop and doubled in each of the 5th and 9th innings, becoming the sixth Ray with multiple hits in his major league debut and first with multiple extra-base hits...became the third switch-hitter in the modern era (since

1900) to record an extra-base hit from each side of the plate in his major league debut, according to the Elias Sports Bureau, following MIN Rich Becker on Sep 10, 1993 at TEX and TEX George Wright on April 10, 1982 at CLE.

- On June 9 vs. WSH, hit his first career home run, a solo shot off Kyle Finnegan.
- Named Minor League Defensive Player of the Year by the Rays Baseball Operations department, the third straight minor league season he won the award (2018-19)...had a .972 fielding pct. in 52 games for Durham and played three infield positions: shortstop, second base and third base.
- Ranked by *Baseball America* as the Best Defensive Shortstop in Triple-A East in its Best Tools survey.
- In 2020, was part of the Rays 60-man player pool and spent the summer at the alternate training site in Port Charlotte.
- Ranked by *Baseball America* as the No. 15 prospect in the Rays system following the season...the publication also tabbed him as the Best Defensive Infielder and Best Infield Arm in the organization.
- In 2019, named Defensive Player of the Year by the Rays Baseball Operations department for a second straight year...recorded a .972 fielding pct. between Class-A Charlotte and Double-A Montgomery, earning a June 25 promotion.
- Hit a combined .270/.343/.452 (99-for-367) with 10 HR, 46 RBI and 28 SB between the two levels.
- Named to the Florida State League midseason All-Star Team.
- Ranked among Rays minor leaguers in extra-base hits (40, tied for 8th) and stolen bases (4th).
- Ranked by *Baseball America* as the No. 19 prospect in the Rays system following the season...the publication also tabbed him as having the Best Strike-Zone Discipline in the FSL in its Best Tools survey.
- In 2018, named to the Midwest League midseason All-Star Team...ranked 2nd in the MWL with 87 runs and 3rd with 142 hits.
- Ranked by *Baseball America* as the No. 21 prospect in the Rays system following the season...the publication also tabbed him as the Best Defensive Shortstop in the MWL in its Best Tools survey.

## AMATEUR CAREER

- Selected out of Florida State University, where he was captain of the 2017 team that advanced to the College World Series.



- Between the Regionals, Super Regionals and College World Series, set a FSU record by reaching base safely in 14 consecutive plate appearances.
- Became the highest-drafted FSU shortstop since Stephen Drew went No. 15 overall in 2004.
- Named first team All-American by *Baseball America* following his sophomore season.

## CAREER HIGHS

HITS	RUNS
3, 2x-last 6/13/21 vs. BAL	2, 6x-last 9/30/22 at HOU
HITTING STREAK	WALKS
5G, 2x-last 7/12/22 - 7/17/22	3, 8/5/22 at DET
HOME RUNS	STRIKEOUTS
1, 9x-last 9/30/22 at HOU	4, 7/10/22 at CIN
RBI	STOLEN BASES
3, 6/7/22 vs. STL	1, 14x-last 9/27/22 at CLE

## HOME RUN HIGHLIGHTS

WALK-OFF (1)
6/7/22 vs. STL (Drew VerHagen)

## CAREER BATTING

YEAR	CLUB	AVG	G	AB	R	H	2B	3B	HR	RBI	SH	SF	HB	BB-I	SO	SB	CS	GDP	OBP	SLG
2017	Hudson Valley	.213	46	164	22	35	9	0	1	21	0	3	1	29-0	53	5	4	3	.330	.287
2018	Bowling Green	.304	120	467	87	142	28	6	6	57	0	3	4	66-1	80	31	12	6	.393	.428
2019	Charlotte	.269	41	156	22	42	7	2	4	26	0	5	0	19-0	28	13	6	2	.339	.417
	Montgomery	.270	55	211	42	57	16	5	6	20	0	5	1	26-1	51	15	9	4	.346	.479
2020														Did Not Play						
2021	Durham	.247	52	178	41	44	9	1	8	29	0	2	2	40-2	58	10	5	1	.387	.444
	Tampa Bay	.211	54	152	15	32	10	0	1	15	1	0	0	23-0	49	4	2	3	.314	.296
2022	Tampa Bay	.172	142	407	53	70	18	2	8	33	2	2	2	52-0	120	10	3	6	.268	.285
	Minor League Totals	.272	314	1176	214	320	69	14	25	153	0	18	8	180-4	270	74	36	16	.368	.418
	Major League Totals	.182	196	559	68	102	28	2	9	48	3	2	2	75-0	169	14	5	9	.281	.288

1: Selected by the Tampa Bay Rays in the third round of the 2017 Amateur Draft...signed by Brett Foley.

## CAREER FIELDING

YEAR	POSITION	PCT	G	PO	A	E	TC	DP
2021	Shortstop	.968	49	35	116	5	156	20
	Second Base	1.000	3	5	5	0	10	3
	Third Base	-	1	0	0	0	0	0
2022	Shortstop	.972	92	104	240	10	354	29
	Second Base	.983	34	47	70	2	119	18
	Third Base	.966	25	17	40	2	59	5
	Totals Shortstop	.971	141	139	356	15	510	49
	Second Base	.984	37	52	75	2	129	21
	Third Base	.966	26	17	40	2	59	5

## POSTSEASON BATTING

YEAR	SERIES	CLUB	AVG	G	AB	R	H	2B	3B	HR	RBI	SH	SF	HB	BB-I	SO	SB	CS	GDP	OBP	SLG
2022	ALWC	TB vs. CLE	.200	2	5	0	1	0	0	0	0	0	0	0	0-0	2	0	0	0	.200	.200

## LEFT-RIGHT BREAKDOWN

	2022					CAREER				
	AVG	AB	H	HR	RBI	AVG	AB	H	HR	RBI
vs. Left	.164	116	19	1	9	.186	177	33	1	15
vs. Right	.175	291	51	7	24	.181	382	69	8	33



41

RIGHT-HANDED PITCHER

# COLBY WHITE

Colby Ashton White



BATS <b>RIGHT</b>	THROWS <b>RIGHT</b>	HEIGHT <b>6'0"</b>	WEIGHT <b>210</b>
OPENING DAY AGE <b>24</b>		MAJOR LEAGUE SERVICE <b>None</b>	
BORN <b>7/4/98 in Hattiesburg, MS</b>		RESIDES <b>Foxworth, MS</b>	
CONTRACT STATUS <b>Signed through 2023</b>		SIGNING SCOUT <b>Rickey Drexler (Rays)</b>	
ACQUIRED <b>Selected in the sixth round of the 2019 Amateur Draft</b>			

## X-RAY REPORT

- ◆ After transferring to Mississippi State, Colby earned the nickname "Night Night" because he put batters to bed...had 48 SO in 26 IP while serving as a set-up man in the Bulldogs bullpen.
- ◆ He weighed 140 pounds when he graduated high school and his only scholarship offer was from Pearl River (Miss.) Community College... he gained weight, confidence and velocity with the Wildcats, occasionally breaking 90 mph as a freshman to reaching 100 at Mississippi State.
- ◆ He hosts the "Brushing 'Em Back with Colby White" podcast, which attempts to provide a "fresh look" at a classic game...each episode is an open discussion about not just the game of baseball but the avenues taken by so many to achieve the highest level of success in the sport.

## 2022 SEASON

- ◆ Underwent Tommy John surgery on April 4, performed by Dr. Koco Eaton.
- ◆ Ranked by *Baseball America* as the No. 20 prospect in the Rays system following the season.

## CAREER HIGHLIGHTS

- ◆ In **2021**, named Minor League Reliever of the Year by the Rays Baseball Operations department...went 4-3 with a 1.44 ERA (62.1-IP, 10-ER) in 43 apps (1 start) between four levels.
- ◆ Began the season with Class-A Charleston... promoted on June 10 to Class-A Bowling Green, Aug 10 to Double-A Montgomery and Sep 9 to Triple-A Durham.
- ◆ Led Rays minor leaguers with 11 saves and ranked 7th with 104 SO.
- ◆ Named to the Rays Organizational All-Star Team by MLB.com.
- ◆ Ranked by *Baseball America* as the No. 15 prospect in the Rays system following the season.
- ◆ In **2020**, was not part of the Rays 60-man player pool and did not play following the cancellation of the minor league season.
- ◆ In **2019**, began his professional career with Short-A Hudson Valley.

## CAREER PITCHING

YEAR	CLUB	W	L	ERA	G	GS	CG	SHO	SV	IP	H	R	ER	HR	HB	BB-I	SO	WP	BK
2019	Hudson Valley	1	0	2.79	15	0	0	0	1	19.1	8	8	6	3	4	16-0	29	2	0
2020										Did Not Pitch									
2021	Charleston	1	1	0.00	11	0	0	0	4	16.1	8	3	0	1	0	1-0	36	0	0
	Bowling Green	2	2	2.31	15	1	0	0	3	23.1	8	6	6	3	1	7-0	35	2	0
	Montgomery	0	0	1.38	8	0	0	0	2	13.0	4	3	2	0	2	3-0	19	4	0
	Durham	1	0	1.86	9	0	0	0	2	9.2	6	2	2	0	1	4-0	14	0	0
2022										Injured-Did Not Pitch									
<b>Minor League Totals</b>		<b>5</b>	<b>3</b>	<b>1.76</b>	<b>58</b>	<b>1</b>	<b>0</b>	<b>0</b>	<b>12</b>	<b>81.2</b>	<b>34</b>	<b>22</b>	<b>16</b>	<b>7</b>	<b>8</b>	<b>31-0</b>	<b>133</b>	<b>8</b>	<b>0</b>

1: Selected by the Tampa Bay Rays in the sixth round of the 2019 Amateur Draft...signed by Rickey Drexler.



# 2023 SPRING TRAINING ROSTER

## POSITIONAL

### MANAGER & COACHES

- 16 Cash, Kevin (Manager)
- 40 DeMent, Dan (Asst. Hitting)
- 97 Erlichman, Jonathan (Process & Analytics)
- 46 Francisco, Tomas (Field Coord.)
- 52 Knapp, Rick (Asst. Pitching & Rehab)
- 27 Linares, Rodney (Bench)
- 33 Moncada, Jorge (Bullpen)
- 51 Mottola, Chad (Hitting)
- 65 North, Brady (Asst. Hitting)
- 31 Prieto, Chris (1B)
- 23 Snyder, Kyle (Pitching)
- 4 Williams, Brady (3B)

### PITCHERS (44)

- 47 Adam, Jason (R)
- 64 Armstrong, Shawn (R)
- 11 Baz, Shane (F)
- 68 Beeks, Jalen (L)
- 45 Bradley, Taj (R)
- 54 Brewer, Colten (R)\*
- 85 Bridgen, Trevor (R)\*
- 80 Bristo, Braden (R)\*
- 91 Burdi, Zack (R)\*

- 61 Burr, Ryan (R)\*
- 72 Chirinos, Yonny (R)
- 60 Cleavinger, Garrett (L)
- 30 Crick, Kyle (R)\*
- 71 Criswell, Cooper (R)\*
- 24 Eflin, Zach (R)
- 29 Fairbanks, Pete (R)
- 58 Faucher, Calvin (R)
- 19 Fleming, Josh (L)
- 20 Glasnow, Tyler (R)
- 84 Gross, Andrew (R)\*
- 48 Heller, Ben (R)\*
- 53 Hembree, Heath (R)\*
- 44 Kelley, Trevor (R)
- 49 Kelly, Kevin (R)
- 36 Kittredge, Andrew (R)+
- 12 LaSorsa, Joe (L)\*
- 98 McClanahan, Shane (L)
- 82 McKendry, Evan (R)\*
- 89 Mercado, Michael (R)\*
- 54 Molina, Anthony (R)\*
- 90 Montgomery, Mason (L)\*
- 83 Muller, Chris (R)\*
- 1 Patiño, Luis (R)
- 67 Perez, Hector (R)\*
- 38 Poche, Colin (L)

- 57 Rasmussen, Drew (R)
- 86 Reifert, Evan (R)\*
- 87 Roberson, Josh (R)\*
- 88 Rodriguez, Elvin (R)\*
- 52 Schultz, Jaime (R)\*
- 96 Spraker, Graham (R)\*
- 59 Springs, Jeffrey (L)
- 81 Thompson, Ryan (R)
- 41 White, Colby (R)

### CATCHERS (8)

- 69 Alvarez, Roberto\*
- 14 Bethancourt, Christian
- 79 Collins, Gavin\*
- 63 Dini, Nick\*
- 95 Driscoll, Logan\*
- 65 Hunt, Blake\*
- 21 Mejia, Francisco
- 50 Pinto, René

### INFIELDERS (16)

- 62 Aranda, Jonathan
- 37 Basabe, Osleivis\*
- 7 Brujan, Vidal
- 10 Culberson, Charlie\*
- 2 Diaz, Yandy

- 5 Franco, Wander
- 70 Gray, Tristan\*
- 28 Jones, Greg
- 8 Lowe, Brandon
- 73 Manzanro, Kyle\*
- 25 Mead, Curtis
- 17 Paredes, Isaac
- 26 Robertson, Daniel\*
- 93 Shenton, Austin\*
- 77 Simon, Ronny\*
- 6 Walls, Taylor

### OUTFIELDERS (13)

- 56 Arozarena, Randy
- 78 Cardenas, Ruben\*
- 9 Gamel, Ben\*
- 76 Hulsizer, Niko\*
- 15 Lowe, Josh
- 13 Margot, Manuel
- 74 Misner, Kameron\*
- 97 Peters, Tristan\*
- 99 Osar, Jordan\*
- 55 Raley, Luke
- 43 Ramirez, Harold
- 22 Siri, Jose
- 75 Witherspoon, Grant\*

## NUMERICAL

- 1 Patiño, Luis (RHP)
- 2 Diaz, Yandy (INF)
- 4 Williams, Brady (3B Coach)
- 5 Franco, Wander (SS)
- 6 Walls, Taylor (INF)
- 7 Brujan, Vidal (INF/OF)
- 8 Lowe, Brandon (INF/OF)
- 9 Gamel, Ben (1B/OF)\*
- 10 Culberson, Charlie (INF/OF)\*
- 11 Baz, Shane (RHP)
- 13 Margot, Manuel (OF)
- 14 Bethancourt, Christian (C/INF)
- 15 Lowe, Josh (OF)
- 16 Cash, Kevin (Manager)
- 17 Paredes, Isaac (INF)
- 18 McClanahan, Shane (LHP)
- 19 Fleming, Josh (LHP)
- 20 Glasnow, Tyler (RHP)
- 21 Mejia, Francisco (C)
- 22 Siri, Jose (CF)
- 23 Snyder, Kyle (Pitching Coach)
- 24 Eflin, Zach (RHP)
- 25 Mead, Curtis (INF)
- 26 Robertson, Daniel (INF)\*
- 27 Linares, Rodney (Bench Coach)

- 28 Jones, Greg (INF/OF)
- 29 Fairbanks, Pete (RHP)
- 30 Crick, Kyle (RHP)\*
- 31 Prieto, Chris (1B Coach)
- 33 Moncada, Jorge (Bullpen Coach)
- 35 North, Brady (Asst. Hitting Coach)
- 36 Kittredge, Andrew (RHP)+
- 37 Basabe, Osleivis (INF)
- 38 Poche, Colin (LHP)
- 40 DeMent, Dan (Asst. Hitting Coach)
- 41 White, Colby (RHP)
- 43 Ramirez, Harold (1B/OF)
- 44 Kelley, Trevor (RHP)
- 45 Bradley, Taj (RHP)
- 46 Francisco, Tomas (Field Coord.)
- 47 Adam, Jason (RHP)
- 48 Heller, Ben (RHP)\*
- 49 Kelly, Kevin (RHP)
- 50 Pinto, René (C)
- 51 Mottola, Chad (Hitting Coach)
- 52 Knapp, Rick (Asst. Pitching & Rehab Coach)
- 52 Schultz, Jaime (RHP)\*

- 53 Hembree, Heath (RHP)\*
- 54 Brewer, Colten (RHP)\*
- 55 Raley, Luke (1B/OF)
- 56 Arozarena, Randy (OF)
- 57 Rasmussen, Drew (RHP)
- 58 Faucher, Calvin (RHP)
- 59 Springs, Jeffrey (LHP)
- 60 Cleavinger, Garrett (LHP)
- 61 Aranda, Jonathan (RHP)
- 62 Aranda, Jonathan (INF)
- 63 Dini, Nick (C)\*
- 64 Armstrong, Shawn (RHP)
- 65 Hunt, Blake (C)\*
- 67 Perez, Hector (RHP)\*
- 68 Beeks, Jalen (LHP)
- 69 Alvarez, Roberto\* (C)
- 70 Gray, Tristan (INF)\*
- 71 Criswell, Cooper (RHP)\*
- 72 Chirinos, Yonny (RHP)
- 73 Manzanro, Kyle (1B)\*
- 74 Misner, Kameron (OF)\*
- 75 Witherspoon, Grant (OF)\*
- 76 Hulsizer, Niko (OF)\*
- 77 Simon, Ronny (INF)\*
- 78 Cardenas, Ruben (OF)\*

- 79 Collins, Gavin (C)\*
- 80 Bristo, Braden (RHP)\*
- 81 Thompson, Ryan (RHP)
- 82 McKendry, Evan (RHP)\*
- 83 Muller, Chris (RHP)\*
- 84 Gross, Andrew (RHP)\*
- 85 Bridgen, Trevor (RHP)\*
- 86 Reifert, Evan (RHP)\*
- 87 Roberson, Josh (RHP)\*
- 88 Rodriguez, Elvin (RHP)\*
- 89 Mercado, Michael (RHP)\*
- 90 Montgomery, Mason (LHP)\*
- 91 Burdi, Zack (RHP)\*
- 92 LaSorsa, Joe (LHP)\*
- 93 Shenton, Austin (RHP)\*
- 94 Molina, Anthony (RHP)\*
- 95 Driscoll, Logan (C)\*
- 96 Spraker, Graham (RHP)\*
- 97 Erlichman, Jonathan (Process & Analytics Coach)
- 97 Peters, Tristan (OF)\*
- 99 Osar, Jordan (OF)\*

## ALPHABETICAL

- 47 Adam, Jason (RHP)
- 69 Alvarez, Roberto\* (C)
- 62 Aranda, Jonathan (INF)
- 64 Armstrong, Shawn (RHP)
- 56 Arozarena, Randy (OF)
- 37 Basabe, Osleivis (INF)
- 11 Baz, Shane (RHP)
- 68 Beeks, Jalen (LHP)
- 14 Bethancourt, Christian (C/INF)
- 45 Bradley, Taj (RHP)
- 54 Brewer, Colten (RHP)\*
- 85 Bridgen, Trevor (RHP)\*
- 80 Bristo, Braden (RHP)\*
- 7 Brujan, Vidal (INF/OF)
- 91 Burdi, Zack (RHP)\*
- 61 Burr, Ryan (RHP)\*
- 78 Cardenas, Ruben (OF)\*
- 16 Cash, Kevin (Manager)
- 72 Chirinos, Yonny (RHP)
- 60 Cleavinger, Garrett (LHP)
- 79 Collins, Gavin (C)\*
- 30 Crick, Kyle (RHP)\*
- 71 Criswell, Cooper (RHP)\*
- 10 Culberson, Charlie (INF/OF)\*
- 40 DeMent, Dan (Asst. Hitting Coach)

- 2 Diaz, Yandy (INF)
- 63 Dini, Nick (C)\*
- 95 Driscoll, Logan (C)\*
- 24 Eflin, Zach (RHP)
- 97 Erlichman, Jonathan (Process & Analytics Coach)
- 29 Fairbanks, Pete (RHP)
- 58 Faucher, Calvin (RHP)
- 19 Fleming, Josh (LHP)
- 46 Francisco, Tomas (Field Coord.)
- 5 Franco, Wander (SS)
- 9 Gamel, Ben (1B/OF)\*
- 20 Glasnow, Tyler (RHP)
- 70 Gray, Tristan (INF)\*
- 84 Gross, Andrew (RHP)\*
- 53 Hembree, Heath (RHP)\*
- 76 Hulsizer, Niko (OF)\*
- 65 Hunt, Blake (C)\*
- 28 Jones, Greg (INF/OF)
- 44 Kelley, Trevor (RHP)
- 49 Kelly, Kevin (RHP)
- 36 Kittredge, Andrew (RHP)+
- 52 Knapp, Rick (Asst. Pitching & Rehab Coach)
- 92 LaSorsa, Joe (LHP)\*

- 27 Linares, Rodney (Bench Coach)
- 8 Lowe, Brandon (INF/OF)
- 15 Lowe, Josh (OF)
- 73 Manzanro, Kyle (1B)\*
- 74 Misner, Kameron (OF)\*
- 18 McClanahan, Shane (LHP)
- 82 McKendry, Evan (RHP)\*
- 25 Mead, Curtis (INF)
- 21 Mejia, Francisco (C)
- 89 Mercado, Michael (RHP)\*
- 51 Mottola, Chad (Hitting Coach)
- 83 Muller, Chris (RHP)\*
- 35 North, Brady (Asst. Hitting Coach)
- 17 Paredes, Isaac (INF)
- 1 Patiño, Luis (RHP)
- 67 Perez, Hector (RHP)\*
- 97 Peters, Tristan (OF)\*
- 50 Pinto, René (C)
- 38 Poche, Colin (LHP)
- 31 Prieto, Chris (1B Coach)
- 99 Osar, Jordan (OF)\*

- 55 Raley, Luke (1B/OF)
- 43 Ramirez, Harold (1B/OF)
- 57 Rasmussen, Drew (RHP)
- 86 Reifert, Evan (RHP)\*
- 93 Robertson, Josh (RHP)\*
- 26 Robertson, Daniel (INF)\*
- 88 Rodriguez, Elvin (RHP)\*
- 52 Schultz, Jaime (RHP)\*
- 93 Shenton, Austin (RHP)\*
- 23 Snyder, Kyle (Pitching Coach)
- 96 Spraker, Graham (RHP)\*
- 59 Springs, Jeffrey (LHP)
- 81 Thompson, Ryan (RHP)
- 6 Walls, Taylor (INF)\*
- 41 White, Colby (RHP)
- 4 Williams, Brady (3B Coach)
- 75 Witherspoon, Grant (OF)\*

\* NON-ROSTER INVITE + 60-DAY INJURED LIST



# HOW THE RAYS WERE BUILT

## ACQUIRED BY TRADE : 23

DATE	PLAYER	HOW ACQUIRED
Nov 18, 2016	Andrew Kittredge	From the Seattle Mariners along with 1B Dalton Kelly and RHP Dylan Thompson for INF/OF Richie Shaffer and INF/OF Taylor Motter
Feb 20, 2018	Colin Poche	From the Arizona Diamondbacks in a three-team trade with the New York Yankees, along with LHP Anthony Banda, INF Nick Solak and a player to be named (RHP Sam McWilliams) for OF Steven Souza Jr.
July 25, 2018	Jalen Beeks	From the Boston Red Sox for RHP Nathan Eovaldi
July 31, 2018	Tyler Glasnow Shane Baz	From the Pittsburgh Pirates along with OF Austin Meadows for RHP Chris Archer
Dec 13, 2018	Yandy Díaz	From Cleveland in a three-team trade with the Seattle Mariners, along with RHP Cole Sulser for 1B Jake Bauers and cash considerations
July 13, 2019	Pete Fairbanks	From the Texas Rangers for INF Nick Solak
Nov 20, 2019	Curtis Mead	From the Philadelphia Phillies for LHP Christopher Sánchez
Jan 9, 2020	Randy Arozarena	From the St. Louis Cardinals along with 1B/DH José Martínez and a Competitive Balance Round A draft pick for LHP Matthew Liberatore, C Edgardo Rodríguez and a Competitive Balance Round B draft pick
Feb 8, 2020	Manuel Margot	From the San Diego Padres along with C/OF Logan Driscoll for RHP Emilio Pagán
Dec 10, 2020	Osleivis Basabe	From the Texas Rangers along with OF Heriberto Hernández and OF Alexander Ovasles for 1B Nathaniel Lowe, 1B Jake Guenther and a player to be named (OF Carl Chester)
Dec 29, 2020	Francisco Mejía Luis Patiño	From the San Diego Padres along with C Blake Hunt and RHP Cole Wilcox for LHP Blake Snell
Feb 17, 2021	Jeffrey Springs	From the Boston Red Sox along with RHP Chris Mazza and cash considerations for C Ronaldo Hernández and INF Nick Sogard
May 21, 2021	Drew Rasmussen	From the Milwaukee Brewers along with RHP J.P. Feyereisen for SS Willy Adames and RHP Trevor Richards
July 22, 2021	Calvin Faucher	From the Minnesota Twins along with DH Nelson Cruz for RHP Drew Strotman and RHP Joe Ryan
March 18, 2022	Luke Raley	From the Los Angeles Dodgers for RHP Tanner Dodson
March 25, 2022	Harold Ramírez	From the Chicago Cubs for INF Esteban Quiroz
April 4, 2022	Isaac Paredes	From the Detroit Tigers along with a Competitive Balance Round B draft pick for OF Austin Meadows
July 9, 2022	Christian Bethancourt	From the Oakland Athletics for RHP Christian Fernández and OF Cal Stevenson
Aug 1, 2022	Garrett Cleavinger	From the Los Angeles Dodgers for OF Germán Tapia
Aug 1, 2022	Jose Siri	From the Houston Astros in a three-team trade with the Baltimore Orioles, for RHP Seth Johnson and RHP Jayden Murray
Dec 7, 2022	Kevin Kelly	From the Colorado Rockies for cash considerations

## AMATEUR DRAFT : 8

YEAR	PLAYER	ROUND
2015	Brandon Lowe	3rd
2016	Josh Lowe	1st
2017	Taylor Walls Josh Fleming	3rd 5th
2018	Shane McClanahan Taj Bradley	1st 5th
2019	Greg Jones Colby White	1st 6th

## RULE 5 DRAFT : 1

YEAR	PLAYER	PHASE
2018	Ryan Thompson	Triple-A

## FREE AGENT : 2


DATE	PLAYER	PRIOR CLUB
March 17, 2022	Jason Adam	Chicago Cubs
Dec 13, 2022	Zach Eflin	Philadelphia Phillies

## MINOR LEAGUE CONTRACT : 7

DATE	PLAYER	TYPE
June 29, 2012	Yonny Chirinos	International
Oct 1, 2013	René Pinto	International
Oct 17, 2014	Vidal Bruján	International
July 2, 2015	Jonathan Aranda	International
July 2, 2017	Wander Franco	International
May 10, 2022	Shawn Armstrong	Free Agent
Jan 19, 2023	Trevor Kelley	Free Agent



# NON-ROSTER INVITES



WILL VRAGOVIC / TAMPA BAY RAYS





# ROBERTO ÁLVAREZ

69

C

**Roberto Clemente Álvarez Amatima**

BATS **RIGHT**

THROWS **RIGHT**

HEIGHT **5'11"**

WEIGHT **210**

OPENING DAY AGE **23**

MAJOR LEAGUE SERVICE **None**

BORN **7/28/99** in **Puerto La Cruz, VEN**

RESIDES **Maracay, VEN**

SIGNING SCOUT **Marlon Roche/Ronnie Blanco (Rays)**

ACQUIRED **Signed as a free agent, 8/10/15**

**2022** | Spent the entire season with Double-A Montgomery, batting .248 (55-for-222) in 66 games...his 3 3B tied for 3rd on the Biscuits.

**2021** | Split the season between the FCL Rays and Class-A Bowling Green, hitting .293/.421/.364 (29-for-99) in 32 games.

**2020** | Was not part of the Rays 60-man player pool and did not play following the cancellation of the minor league season.

**2019** | Spent the entire season with Bowling Green, batting .249 (94-for-377) with 13 2B, 3 3B, 3 HR

and 42 RBI in 102 games...hit .260 (25-for-96) in 29 games for the Perth Heat in the Australian Baseball League.

**2018** | Spent the entire season with Rookie-level Princeton, hitting .320/.350/.438 (54-for-169) with a team-leading 12 2B in 44 games.

**2017** | Played 39 games for the GCL Rays, recording 5 2B and 13 RBI.

**2016** | Began his professional career with the DSL Rays 2, batting .291 (46-for-158) with 6 2B and 20 RBI in 43 games.

## CAREER BATTING

YEAR	CLUB	AVG	G	AB	R	H	2B	3B	HR	RBI	SH	SF	HB	BB-1	SO	SB	CS	GDP	OBP	SLG
2016	DSL Rays 2	.291	43	158	11	46	6	1	0	20	0	2	6	13-0	25	2	2	5	.363	.342
2017	GCL Rays	.221	39	136	15	30	5	1	0	13	2	1	4	7-0	22	2	0	1	.277	.272
2018	Princeton	.320	44	169	19	54	12	1	2	13	0	0	0	8-0	16	2	1	10	.350	.438
2019	Bowling Green	.249	102	377	30	94	13	3	3	42	1	4	7	17-0	70	2	1	3	.346	.310
2020										Did Not Play										
2021	Bowling Green	.333	26	78	13	26	4	0	1	16	0	0	4	14-1	14	1	0	3	.458	.423
	FCL Rays	.143	6	21	4	3	0	0	0	1	0	0	0	4-0	7	0	0	0	.280	.143
2022	Montgomery	.248	66	222	25	55	9	3	0	22	1	4	5	16-0	42	1	3	4	.308	.315
<b>Minor League Totals</b>		<b>.265</b>	<b>326</b>	<b>1161</b>	<b>117</b>	<b>308</b>	<b>49</b>	<b>9</b>	<b>6</b>	<b>127</b>	<b>4</b>	<b>11</b>	<b>26</b>	<b>79-1</b>	<b>196</b>	<b>10</b>	<b>6</b>	<b>34</b>	<b>.323</b>	<b>.339</b>

### DID YOU KNOW?

## MAJOR LEAGUE WAIVER RULES

There are two types of waiver requests: outright waivers and unconditional release waivers. Both types are irrevocable. Outright waivers are required for a major league club to assign a player outright to a minor league club. Unconditional release waivers can be secured at any point during the year to release a player. After the trade deadline, the only way clubs can acquire major league players until after the World Series is through waiver claims—a new rule introduced in 2019.



# COLTEN BREWER

54 RHP



## Colten Bradley Brewer

BATS <b>RIGHT</b>	THROWS <b>RIGHT</b>	HEIGHT <b>6'4"</b>	WEIGHT <b>220</b>
OPENING DAY AGE <b>30</b>		MAJOR LEAGUE SERVICE <b>2 year, 52 days</b>	
BORN <b>10/29/92 in Dallas, TX</b>		RESIDES <b>Carrollton, TX</b>	
SIGNING SCOUT <b>Mike Leuzinger (Pirates)</b>			
ACQUIRED <b>Signed as a free agent, 12/11/22</b>			

**2022** | Signed by the Royals on Jan 23...made 36 apps with Triple-A Omaha, going 1-1 with a 4.76 ERA and 1 save prior to his release on Aug 3.

**2021** | Appeared once for the Red Sox, allowing 4 runs in 1 IP on May 31 at HOU...made 15 apps (1 start) between Triple-A Worcester and the FCL Red Sox, going 2-1 with a 4.26 ERA (25.1-IP, 12-ER).

**2020** | Posted a 5.61 ERA in 11 apps (4 starts) for the Red Sox after making his second Opening Day roster...placed on the 10-day IL with a right middle finger strain on Sep 1 to end his season.

**2019** | Split the season between the Red Sox (58 apps) and Triple-A Pawtucket (9 apps).

**2018** | Made 11 apps with the Padres after making his major league debut on April 12 vs. SF...was placed on the 10-day IL with a strained left oblique on July 23...was reinstated on Aug 27...earned his

first major league win on Sep 28 vs. ARI...made 37 apps for Triple-A El Paso, going 3-4 with a 3.75 ERA (48.0-IP, 20-ER)...acquired by the Red Sox on Nov 20 in exchange for Esteban Quiroz.

**2017** | Went 3-1 with a 2.82 ERA (60.2-IP, 19ER) in 41 apps across three levels of the Yankees organization...signed with the Padres on Nov 21.

**2016** | Went 3-7 with a 4.09 ERA (70.1-IP, 32 ER) in 18 apps (13 starts) with Class-A Bradenton...selected by the Yankees in the second round of the Triple-A phase of the Rule 5 Draft.

**2015** | Went 5-9 with a 4.90 ERA (119.1-IP, 65 ER) in 22 starts with Class-A West Virginia.

**PERSONAL** | Selected by the Pirates in the fourth round of the 2011 Amateur Draft out of Canton (Texas) High School.

## CAREER PITCHING

YEAR	CLUB	W	L	ERA	G	GS	CG	SHO	SV	IP	H	R	ER	HR	HB	BB-I	SO	WP	BK	
2012	GCL Pirates	1	3	3.24	8	6	0	0	0	25.0	24	12	9	3	2	9-0	18	1	0	
2013	Jamestown	2	0	3.29	3	3	0	0	0	13.2	16	6	5	1	2	5-0	6	3	0	
2014	Bowling Green	Did Not Pitch																		
2015	West Virginia	5	9	4.90	22	22	0	0	0	119.1	118	70	65	9	10	37-0	99	12	1	
2016	Bradenton	3	7	4.09	18	13	0	0	2	70.1	82	45	32	5	5	27-0	66	9	0	
2017	Tampa	0	0	0.00	6	0	0	0	2	9.1	3	0	0	0	1	1-0	15	2	0	
	Trenton	3	1	1.31	29	0	0	0	11	41.1	37	10	6	0	1	11-1	43	3	0	
	Scranton/W-B	0	0	11.70	6	0	0	0	1	10.0	17	16	13	2	1	4-0	11	7	0	
2018	El Paso	3	4	3.75	37	0	0	0	3	48.0	40	24	20	3	1	15-1	63	5	1	
	San Diego	1	0	5.59	11	0	0	0	0	9.2	15	10	6	0	0	7-0	10	1	0	
2019	Boston	1	2	4.12	58	0	0	0	0	54.2	59	26	25	6	2	34-1	52	9	0	
	Pawtucket	2	3	4.91	9	0	0	0	0	11.0	14	9	6	2	2	7-0	10	3	0	
2020	Boston	0	3	5.61	11	4	0	0	0	25.2	31	17	16	6	1	14-0	25	1	0	
2021	Worcester	1	1	4.00	11	0	0	0	1	18.0	15	8	8	2	0	9-0	18	2	0	
	Boston	0	0	36.00	1	0	0	0	0	1.0	4	4	4	0	0	3-0	1	0	0	
	FCL Red Sox	1	0	4.91	4	1	0	0	0	7.1	7	4	4	0	2	3-0	9	2	0	
2022	Omaha	1	1	4.76	36	0	0	0	1	39.2	36	21	21	7	2	18-0	42	2	0	
<b>Minor League Totals</b>		<b>22</b>	<b>29</b>	<b>4.12</b>	<b>189</b>	<b>45</b>	<b>0</b>	<b>0</b>	<b>21</b>	<b>413.0</b>	<b>409</b>	<b>225</b>	<b>189</b>	<b>34</b>	<b>29</b>	<b>146-2</b>	<b>400</b>	<b>51</b>	<b>2</b>	
<b>Major League Totals</b>		<b>2</b>	<b>5</b>	<b>5.04</b>	<b>81</b>	<b>4</b>	<b>0</b>	<b>0</b>	<b>0</b>	<b>91.0</b>	<b>109</b>	<b>57</b>	<b>51</b>	<b>12</b>	<b>3</b>	<b>58-1</b>	<b>88</b>	<b>11</b>	<b>0</b>	





# TREVOR BRIGDEN

85 RHP



Trevor Harrison Brigden

BATS **LEFT** / THROWS **RIGHT** / HEIGHT **6'3"** / WEIGHT **205**

OPENING DAY AGE **27** / MAJOR LEAGUE SERVICE **None**

BORN **9/20/95** in **Toronto, CAN** / RESIDES **Toronto, CAN**

SIGNING SCOUT **Paul Kirsch (Rays)**

ACQUIRED **Selected in the 17th round of the 2019 Amateur Draft**

**2022** | Split the season between Triple-A Durham and Double-A Montgomery, going 5-5 with a 3.05 ERA (59-IP, 20-ER) and 3 saves in 37 apps.

**2021** | Went 7-2 with a 4.59 ERA (49-IP, 25-ER) in 31 apps (2 starts) across three affiliates...went 1-0 with a 4.73 ERA (13.1-IP, 7-ER) in 11 apps for the Scottsdale Scorpions in the Arizona Fall League.

**2020** | Was not part of the Rays 60-man player pool and did not play following the cancellation of the minor league season.

**2019** | Went 3-1 with a 2.45 ERA (18.1-IP, 5-ER) in his professional debut with Rookie-level Princeton.

**PERSONAL** | Will pitch for Team Canada in the 2023 World Baseball Classic...selected out of Okanagan College in British Columbia...went 6-0 with a 2.00 ERA (36-IP, 8-ER) and 64 SO in 7 apps (5 starts) in his third season at Okanagan and first as a starter...was the first player ever selected out of Okanagan.

## CAREER PITCHING

YEAR	CLUB	W	L	ERA	G	GS	CG	SHO	SV	IP	H	R	ER	HR	HB	BB-I	SO	WP	BK
2019	Princeton	3	1	2.45	10	1	0	0	1	18.1	14	7	5	5	1	1-0	23	0	0
										Did Not Pitch									
2021	Charleston	1	1	3.27	6	0	0	0	2	11.0	6	5	4	0	1	4-1	25	0	0
	Bowling Green	6	0	2.97	23	1	0	0	1	36.1	24	15	12	6	1	7-2	42	0	0
	Durham	0	1	48.60	2	1	0	0	0	1.2	8	9	9	2	0	2-0	2	1	0
2022	Montgomery	4	5	3.28	30	0	0	0	3	46.2	39	20	17	6	1	8-1	63	0	0
	Durham	1	0	2.19	7	0	0	0	0	12.1	8	3	3	2	1	1-0	17	0	0
<b>Minor League Totals</b>		<b>15</b>	<b>8</b>	<b>3.56</b>	<b>78</b>	<b>3</b>	<b>0</b>	<b>0</b>	<b>7</b>	<b>126.1</b>	<b>99</b>	<b>59</b>	<b>50</b>	<b>21</b>	<b>5</b>	<b>23-4</b>	<b>172</b>	<b>1</b>	<b>0</b>

### DID YOU KNOW?

## 162 LANDING

In 2012, the Rays introduced a new seating area to commemorate the team's dramatic clinching of the 2011 AL Wild Card in Game 162, the final day the regular season. The Seminole Hard Rock Tampa 162 Landing is located off Left Field Street at the point where Evan Longoria's 12th-inning walk-off home run landed, clinching the Rays third postseason berth. The entrance to the area is open to the public, and includes a time-line chronicling the events at Tropicana Field and Oriole Park at Camden Yards from that historic evening. The area also features a screen with video highlights and interviews, as well as unique photos and displays, all surrounding Game 162.



# BRADEN BRISTO

80 RHP



## Braden James Bristo

BATS **RIGHT**

THROWS **RIGHT**

HEIGHT **6'0"**

WEIGHT **190**

OPENING DAY AGE **28**

MAJOR LEAGUE SERVICE **None**

BORN **11/01/94 in Monroe, LA**

RESIDES **Broussard, LA**

SIGNING SCOUT **Mike Leuzinger (Yankees)**

ACQUIRED **Signed as a free agent, 12/21/22**

**2022** | Went 3-3 with a 4.56 ERA (53.1-IP, 27-ER) in 41 apps (1 start) for Triple-A Scranton/Wilkes-Barre.

**2021** | Made 38 apps (1 start) for Scranton/Wilkes-Barre, going 5-3 with a 4.86 ERA (50-IP, 27-ER).

**2020** | Was not part of the Yankees 60-man player pool and did not play following the cancellation of the minor league season.

**2019** | Named a Florida State League midseason All-Star with Class-A Tampa, going 3-1 with a 1.94 ERA (41.2IP, 9-ER) and 1 save in 24 apps prior to his promotion to Double-A Trenton.

**2018** | Made 35 apps between Class-A Charleston and Tampa, going 0-4 with a 2.14 ERA (54.2-IP, 13-ER) and 7 saves.

**2017** | Went 4-2 with a 2.64 ERA (30.2-IP, 9-ER) and 4 saves in 16 apps between Short-A Staten Island and Charleston.

**2016** | Made 10 apps in his professional debut for Rookie-level Pulaski, going 0-2 with a 6.00 ERA (15-IP, 10-ER).

**PERSONAL** | Selected by the Yankees in the 23rd round of the 2016 Amateur Draft out of Louisiana Tech University.

## CAREER PITCHING

YEAR	CLUB	W	L	ERA	G	GS	CG	SHO	SV	IP	H	R	ER	HR	HB	BB-I	SO	WP	BK
2016	Pulaski	0	2	6.00	10	0	0	0	0	15.0	21	10	10	1	2	6-0	17	5	0
2017	Staten Island	3	1	1.86	10	0	0	0	3	19.1	10	5	4	0	1	3-0	26	1	1
	Charleston	1	1	3.97	6	0	0	0	1	11.1	13	5	5	1	0	7-0	10	0	0
2018	Charleston	0	4	2.06	28	0	0	0	7	43.2	34	12	10	2	2	15-1	57	3	0
	Tampa	0	0	2.45	7	0	0	0	0	11.0	13	6	3	1	0	10-0	6	0	0
2019	Tampa	3	1	1.94	24	0	0	0	1	41.2	28	11	9	3	3	11-0	57	2	0
	Trenton	1	1	3.75	14	0	0	0	1	24.0	22	10	10	2	0	9-0	27	1	0
2020										Did Not Pitch									
2021	Scranton/W-B	5	3	4.86	38	1	0	0	0	50.0	40	28	27	7	3	30-1	61	6	0
2022	Scranton/W-B	3	3	4.56	41	1	0	0	1	53.1	52	34	27	6	3	31-1	64	3	0
<b>Minor League Totals</b>		<b>16</b>	<b>16</b>	<b>3.51</b>	<b>178</b>	<b>2</b>	<b>0</b>	<b>0</b>	<b>14</b>	<b>269.1</b>	<b>233</b>	<b>121</b>	<b>105</b>	<b>23</b>	<b>14</b>	<b>122-3</b>	<b>325</b>	<b>21</b>	<b>1</b>



# ZACK BURDI

Zachary Michael Burdi

91 RHP



BATS <b>RIGHT</b>	THROWS <b>RIGHT</b>	HEIGHT <b>6'2"</b>	WEIGHT <b>210</b>
OPENING DAY AGE <b>28</b>		MAJOR LEAGUE SERVICE <b>113 days</b>	
BORN <b>3/9/95</b> in <b>Downers Grove, IL</b>		RESIDES <b>Chicago, IL</b>	
SIGNING SCOUT <b>Phil Gulley (White Sox)</b>			
ACQUIRED <b>Signed as a free agent, 1/13/23</b>			

**2022** | Signed with the Nationals on April 21...was limited to 10 apps (2 starts) in the Nationals system due to a right elbow injury.

**2021** | Split the season between the majors and minors in the White Sox and Orioles organizations...pitched to a 5.40 ERA (10-IP, 6-ER) in seven major league apps...made 27 apps at the Triple-A level...claimed off waivers by the Orioles on Aug 18 and by the Diamondbacks on Oct 14.

**2020** | Made 8 apps in his first major league season...recalled from the White Sox alternate training site on Aug 8 and made his major league debut that day vs. CLE...threw a scoreless inning and recorded his first career strikeout against Beau Taylor in his debut.

**2019** | Began the season on Triple-A Charlotte's injured list with a strained back...reinstated on April 22 and assigned to Class A-Kannapolis...made 3 apps there before being promoted to Double-A Birmingham on April 30...made 17 apps with

Birmingham before missing the rest of the season with a strained patella tendon in his right knee.

**2018** | Limited to 7 apps (1 start) with the AZL White Sox after recovering from Tommy John surgery...threw 4.2 scoreless innings in 5 apps for the Glendale Desert Dogs in the Arizona Fall League.

**2017** | Pitched to a 4.05 ERA (33.1-IP, 15-ER) in 29 apps for Triple-A Charlotte, including a 1.93 ERA (18.2-IP, 4-ER) in his first 16 apps...placed on the 10-day IL on July 10 with a strained right triceps.

**2016** | Went 1-0 with a 3.32 ERA (38-IP, 14-ER) in 26 apps across four levels of the White Sox organization.

**PERSONAL** | Selected by the White Sox with the 26th overall pick in the 2016 Amateur Draft out of the University of Louisville...ranks 2nd in school history with 20 career saves...his older brother, Nick, also attended Louisville and was selected by the Twins in the second round of the 2014 Amateur Draft.

## CAREER PITCHING


YEAR	CLUB	W	L	ERA	G	GS	CG	SHO	SV	IP	H	R	ER	HR	HB	BB-I	SO	WP	BK
2016	AZL White Sox	0	0	0.00	1	0	0	0	0	1.0	1	0	0	0	0	0-0	1	0	0
	Winston-Salem	0	0	5.40	4	0	0	0	0	5.0	6	3	3	1	0	0-0	4	0	0
	Birmingham	0	0	3.94	12	0	0	0	0	16.0	7	8	7	2	1	9-0	24	1	0
	Charlotte	1	0	2.25	9	0	0	0	1	16.0	9	5	4	0	0	11-1	22	1	0
2017	Charlotte	0	4	4.05	29	0	0	0	7	33.1	30	18	15	2	3	17-1	51	5	0
2018	AZL White Sox	0	1	2.84	7	1	0	0	0	6.1	5	3	2	0	0	4-0	7	1	0
2019	Kannapolis	1	1	9.00	3	0	0	0	0	3.0	4	3	3	0	0	1-0	6	1	0
	Birmingham	0	3	6.41	17	0	0	0	3	19.2	24	16	14	5	0	13-0	24	3	2
2020	<b>Chicago-AL</b>	<b>0</b>	<b>1</b>	<b>11.05</b>	<b>8</b>	<b>0</b>	<b>0</b>	<b>0</b>	<b>0</b>	<b>7.1</b>	<b>11</b>	<b>11</b>	<b>9</b>	<b>4</b>	<b>0</b>	<b>3-0</b>	<b>11</b>	<b>1</b>	<b>0</b>
2021	<b>Chicago-AL</b>	<b>0</b>	<b>0</b>	<b>6.00</b>	<b>6</b>	<b>0</b>	<b>0</b>	<b>0</b>	<b>0</b>	<b>9.0</b>	<b>13</b>	<b>7</b>	<b>6</b>	<b>3</b>	<b>2</b>	<b>4-0</b>	<b>6</b>	<b>0</b>	<b>0</b>
	Charlotte	0	2	7.30	23	0	0	0	2	24.2	22	23	20	8	2	15-0	35	5	1
	Norfolk	0	0	2.25	4	0	0	0	0	4.0	2	1	1	1	0	2-0	10	0	1
2022	<b>Baltimore</b>	<b>0</b>	<b>0</b>	<b>0.00</b>	<b>1</b>	<b>0</b>	<b>0</b>	<b>0</b>	<b>0</b>	<b>1.0</b>	<b>0</b>	<b>0</b>	<b>0</b>	<b>0</b>	<b>0</b>	<b>1-0</b>	<b>1</b>	<b>0</b>	<b>0</b>
	FCL Nationals	0	0	0.00	2	2	0	0	0	2.2	2	0	0	0	0	2-0	2	0	0
	Wilmington	1	0	1.74	8	0	0	0	0	10.1	4	2	2	0	1	8-0	10	2	0
<b>Minor League Totals</b>		<b>3</b>	<b>11</b>	<b>4.50</b>	<b>119</b>	<b>3</b>	<b>0</b>	<b>0</b>	<b>13</b>	<b>142.0</b>	<b>116</b>	<b>82</b>	<b>71</b>	<b>19</b>	<b>7</b>	<b>82-2</b>	<b>196</b>	<b>19</b>	<b>4</b>
<b>Major League Totals</b>		<b>0</b>	<b>1</b>	<b>7.79</b>	<b>15</b>	<b>0</b>	<b>0</b>	<b>0</b>	<b>0</b>	<b>17.1</b>	<b>24</b>	<b>18</b>	<b>15</b>	<b>7</b>	<b>2</b>	<b>8-0</b>	<b>18</b>	<b>1</b>	<b>0</b>



# RYAN BURR

61

RHP



Ryan Matthew Burr

BATS **RIGHT**

THROWS **RIGHT**

HEIGHT **6'4"**

WEIGHT **225**

OPENING DAY AGE **28**

MAJOR LEAGUE SERVICE **2 year, 14 days**

BORN **5/28/94 in Highlands Ranch, CO**

RESIDES **Tempe, AZ**

SIGNING SCOUT **Doyle Wilson (Diamondbacks)**

ACQUIRED **Signed as a free agent, 8/28/22**

**2022** | Began the season on the 10-day IL (right shoulder strain)...made two rehab apps for Triple-A Charlotte...reinstated by the White Sox on April 29 and made 8 apps before his release on June 13.

**2021** | Made a career-high 34 apps over three stints with the White Sox...set career-bests in ERA (2.45), strikeouts (33), innings (36.2) and opp avg. (.224)...went 1-2 with a 4.60 ERA (15.2-IP, 8-ER) and 3 saves over two stints with Triple-A Charlotte.

**2020** | Did not pitch while recovering from injury.

**2019** | Limited to 16 apps due to two stints on the injured list, including season-ending Tommy John surgery...earned his first career win on April 5 vs. SEA...made his first career start on May 20 at HOU.

**2018** | Made his major league debut on Aug 23 at DET, going 1.1 perfect innings with 2 SO...recorded his first career strikeout against Mikie Mahtook in his debut...prior to his promotion, went 4-3 with a 2.45 ERA (51.1-IP, 14-ER) and 2 saves in 37 apps between Double-A Birmingham and Charlotte.

**2017** | Acquired by the White Sox from the Diamondbacks on Aug 11 in exchange for an international signing slot...split the season in the minors between the White Sox and Diamondbacks organizations...went 2-2 with a 1.65 ERA (65.1-IP, 12-ER) and 6 saves in 45 apps at the Class-A level.

**2016** | Went 1-2 with a 3.52 ERA (23.0-IP, 9-ER) in 16 apps between Class-A Kane County and the AZL Diamondbacks...was placed on the 7-day IL with a rib cage contusion on June 27 and missed the remainder of the season.

**2015** | Split the season between Short-A Hillsboro and Kane County, going 4-0 with a 1.06 ERA (34.0-IP, 4-ER).

**PERSONAL** | Selected by the Diamondbacks in the fifth round of the 2015 Amateur Draft out of Arizona State University...holds the school record with 38 career saves...previously selected by the Rangers in the 33rd round of the 2012 Amateur Draft, but did not sign.


## CAREER PITCHING

YEAR	CLUB	W	L	ERA	G	GS	CG	SHO	SV	IP	H	R	ER	HR	HB	BB-I	SO	WP	BK
2015	Hillsboro	3	0	1.88	13	0	0	0	3	14.1	7	3	3	1	1	5-0	21	0	0
	Kane County	1	0	0.46	13	0	0	0	0	19.2	12	1	1	0	0	6-0	28	0	1
2016	Kane County	1	2	3.86	14	0	0	0	0	21.0	22	12	9	0	0	9-1	18	3	0
	ACL D-backs	0	0	0.00	2	0	0	0	0	2.0	2	0	0	0	1	1-0	2	0	0
2017	Kane County	1	2	2.81	22	0	0	0	4	32.0	29	10	10	3	1	15-0	46	1	1
	Visalia	1	0	0.72	17	0	0	0	1	25.0	13	2	2	0	1	6-0	29	1	0
	Winston-Salem	0	0	0.00	6	0	0	0	1	8.1	5	1	0	0	1	5-0	13	1	0
2018	Birmingham	4	2	2.72	30	0	0	0	2	43.0	30	15	13	3	0	23-0	43	7	0
	Charlotte	0	1	1.08	7	0	0	0	0	8.1	4	2	1	0	0	2-0	8	0	0
	<b>Chicago-AL</b>	<b>0</b>	<b>0</b>	<b>7.45</b>	<b>8</b>	<b>0</b>	<b>0</b>	<b>0</b>	<b>0</b>	<b>9.2</b>	<b>12</b>	<b>8</b>	<b>8</b>	<b>3</b>	<b>1</b>	<b>6-1</b>	<b>6</b>	<b>0</b>	<b>0</b>
2019	<b>Chicago-AL</b>	<b>1</b>	<b>1</b>	<b>4.58</b>	<b>16</b>	<b>1</b>	<b>0</b>	<b>0</b>	<b>0</b>	<b>19.2</b>	<b>17</b>	<b>13</b>	<b>10</b>	<b>3</b>	<b>0</b>	<b>8-0</b>	<b>20</b>	<b>0</b>	<b>0</b>
2020										Did Not Pitch									
2021	Charlotte	1	2	4.60	15	0	0	0	3	15.2	17	11	8	3	0	7-1	14	1	0
	<b>Chicago-AL</b>	<b>2</b>	<b>1</b>	<b>2.45</b>	<b>34</b>	<b>1</b>	<b>0</b>	<b>0</b>	<b>0</b>	<b>36.2</b>	<b>28</b>	<b>11</b>	<b>10</b>	<b>3</b>	<b>1</b>	<b>21-0</b>	<b>33</b>	<b>5</b>	<b>0</b>
2022	Charlotte	0	0	0.00	2	0	0	0	0	1.2	2	0	0	0	0	1-0	2	0	0
	<b>Chicago-AL</b>	<b>1</b>	<b>1</b>	<b>6.00</b>	<b>8</b>	<b>0</b>	<b>0</b>	<b>0</b>	<b>0</b>	<b>9.0</b>	<b>8</b>	<b>7</b>	<b>6</b>	<b>3</b>	<b>0</b>	<b>4-0</b>	<b>7</b>	<b>0</b>	<b>0</b>
<b>Minor League Totals</b>		<b>12</b>	<b>9</b>	<b>2.21</b>	<b>141</b>	<b>0</b>	<b>0</b>	<b>0</b>	<b>14</b>	<b>191.0</b>	<b>143</b>	<b>57</b>	<b>47</b>	<b>10</b>	<b>5</b>	<b>80-2</b>	<b>224</b>	<b>14</b>	<b>2</b>
<b>Major League Totals</b>		<b>4</b>	<b>3</b>	<b>4.08</b>	<b>66</b>	<b>2</b>	<b>0</b>	<b>0</b>	<b>0</b>	<b>75.0</b>	<b>65</b>	<b>39</b>	<b>34</b>	<b>12</b>	<b>2</b>	<b>39-1</b>	<b>66</b>	<b>5</b>	<b>0</b>



# RUBEN CARDENAS

78 OF



## Ruben Jaime Cardenas

BATS <b>RIGHT</b>	THROWS <b>RIGHT</b>	HEIGHT <b>6'2"</b>	WEIGHT <b>205</b>
OPENING DAY AGE <b>25</b>		MAJOR LEAGUE SERVICE <b>None</b>	
BORN <b>10/10/97</b> in <b>Burbank, CA</b>		RESIDES <b>Santa Clarita, CA</b>	
SIGNING SCOUT <b>David Compton (Cleveland)</b>			
ACQUIRED <b>From Cleveland along with international slot money in exchange for INF Christian Arroyo and RH Hunter Wood, 7/28/19</b>			

**2022** | Had 14 2B, 16 HR and 41 RBI in 82 games for Triple-A Durham...went 8-for-13 with 3 HR in a 4-game rehab assignment for the FCL Rays...tied for 5th among Rays minor leaguers in homers.

**2021** | Hit .292/.333/.523 (119-for-407) with 13 2B, 3 3B, 25 HR and 78 RBI in 105 games between Class-A Bowling Green and Double-A Montgomery...ranked among Rays minor leaguers in homers (2nd), RBI (tied for 2nd), hits (3rd), total bases (213, 3rd), runs (69, tied for 7th) and extra-base hits (41, tied for 9th)...named Southern League Player of the Month for July after hitting .340 (35-for-103) with 4 2B, 3 3B, 8 HR and 22 RBI in 26 games.

**2020** | Was not part of the Rays 60-man player pool and did not play following the cancellation of the minor league season.

**2019** | Acquired from Cleveland on July 28 in a three-player deal...played in 114 minor league games between the Cleveland and Tampa Bay organizations...hit .271 (117-for-431) with 24 2B, 7 3B, 13 HR and 70 RBI.

**2018** | Hit .308 (44-for-143) in 42 games between AZL Cleveland and Class-A Mahoning Valley...named to the AZL postseason All-Star Team.

**PERSONAL** | Selected by Cleveland in the 16th round of the 2018 Amateur Draft out of Cal State Fullerton...previously selected by the Marlins in the 37th round of the 2015 Amateur Draft out of Bishop Alemany (Calif.) High School, but did not sign.

## CAREER BATTING

YEAR	CLUB	AVG	G	AB	R	H	2B	3B	HR	RBI	SH	SF	HB	BB-I	SO	SB	CS	GDP	OBP	SLG
2018	AZL Cleveland 1	.300	37	130	20	39	13	3	0	26	1	0	3	18-0	19	3	0	3	.397	.446
	Mahoning Valley	.385	5	13	5	5	2	0	0	4	0	0	0	5-0	1	0	1	0	.556	.538
2019	Lake County	.284	84	320	44	91	19	6	10	54	1	3	3	27-2	69	9	7	7	.343	.475
	Bowling Green	.234	30	111	14	26	5	1	3	16	0	1	2	13-2	21	2	3	3	.323	.378
2020	Did Not Play																			
2021	Bowling Green	.368	30	117	26	43	4	0	10	31	0	2	1	12-1	31	3	1	1	.424	.658
	Montgomery	.262	75	290	43	76	9	3	15	47	0	4	3	12-0	84	3	3	6	.294	.469
2022	Durham	.208	82	284	40	59	14	2	16	41	0	1	1	32-0	93	5	4	4	.289	.440
	FCL Rays	.615	4	13	7	8	0	0	3	5	0	0	1	4-0	0	2	0	0	.722	1.308
<b>Minor League Totals</b>		<b>.272</b>	<b>347</b>	<b>1278</b>	<b>199</b>	<b>347</b>	<b>66</b>	<b>15</b>	<b>57</b>	<b>224</b>	<b>2</b>	<b>11</b>	<b>14</b>	<b>123-5</b>	<b>318</b>	<b>27</b>	<b>19</b>	<b>24</b>	<b>.339</b>	<b>.480</b>



# GAVIN COLLINS

79 C



**Gavin Patrik Collins**

BATS <b>RIGHT</b>	THROWS <b>RIGHT</b>	HEIGHT <b>5'11"</b>	WEIGHT <b>205</b>
OPENING DAY AGE <b>27</b>		MAJOR LEAGUE SERVICE <b>None</b>	
BORN <b>7/17/95</b> in <b>Newport Beach, CA</b>		RESIDES <b>Willoughby, OH</b>	
SIGNING SCOUT <b>Chuck Bartlet (Cleveland)</b>			
ACQUIRED <b>Signed as a free agent, 1/25/23</b>			

**2022** | Played a second consecutive year for Triple-A Columbus, appearing in 41 games including 23 starts at catcher...homered twice in his first 8 games of the season.

**2021** | Played 50 games for Columbus and made 42 starts, all at catcher.

**2020** | Was not part of Cleveland's 60-man player pool and did not play following the cancellation of the minor league season.

**2019** | Recorded a career-high 61 RBI and hit a career-high-tying 21 2B for Class-A Lynchburg... ranked among team leaders in RBI (tied for 1st), doubles (3rd), hits (91, 3rd) and homers (7, tied for 3rd)...played 12 games for the Mesa Solar Sox in the Arizona Fall League.

**2018** | Limited to 67 games between Lynchburg and AZL Cleveland 2 due to two stints on the injured list with a right back strain (May 1-13) and a right triceps strain (May 29-July 12).

**2017** | Hit .272/.340/.481 (77-for-283) with 21 2B, 12 HR and 53 RBI in 80 games between Class-A Lake County and Lynchburg.

**2016** | In his first professional season, tied for 3rd on Short-A Mahoning Valley with 8 2B.

**PERSONAL** | Selected by Cleveland in the 13th round of the 2016 Amateur Draft out of Mississippi State University...named to the All-SEC Freshman Team in 2014 and was an SEC All-Tournament Team selection that year.

## CAREER BATTING

YEAR	CLUB	AVG	G	AB	R	H	2B	3B	HR	RBI	SH	SF	HB	BB-I	SO	SB	CS	GDP	OBP	SLG
2016	Mahoning Valley	.260	48	173	19	45	8	1	0	19	0	1	2	22-0	28	0	0	0	.348	.318
2017	Lake County	.270	40	141	23	38	5	1	8	19	0	2	2	14-0	30	0	0	7	.340	.489
	Lynchburg	.275	40	142	18	39	16	0	4	35	0	4	3	13-0	45	1	1	1	.340	.472
2018	Lynchburg	.232	62	228	28	53	20	1	5	36	3	1	6	14-1	46	1	2	4	.293	.395
	AZL Cleveland 2	.176	5	17	0	3	1	0	0	0	0	0	0	0-0	3	0	0	0	.176	.235
2019	Lynchburg	.262	100	347	39	91	21	2	7	61	1	6	5	30-0	52	1	2	12	.325	.395
2020														Did Not Play						
2021	Columbus	.182	50	148	16	27	3	0	5	22	0	1	6	19-0	44	1	1	2	.299	.304
2022	Columbus	.235	41	119	15	28	4	0	4	16	1	2	5	12-0	28	0	1	2	.326	.370
<b>Minor League Totals</b>		<b>.246</b>	<b>386</b>	<b>1315</b>	<b>158</b>	<b>324</b>	<b>78</b>	<b>5</b>	<b>33</b>	<b>208</b>	<b>5</b>	<b>17</b>	<b>29</b>	<b>124-1</b>	<b>276</b>	<b>4</b>	<b>7</b>	<b>28</b>	<b>.321</b>	<b>.389</b>



# KYLE CRICK

Kyle Daniel Crick

BATS <b>LEFT</b>	THROWS <b>RIGHT</b>	HEIGHT <b>6'4"</b>	WEIGHT <b>225</b>
------------------	---------------------	--------------------	-------------------

OPENING DAY AGE **30**

MAJOR LEAGUE SERVICE **5 years, 27 days**

BORN **11/30/92 in Fort Worth, TX**

RESIDES **Frisco, TX**

SIGNING SCOUT **Todd Thomas (Giants)**

ACQUIRED **Signed as a free agent, 2/11/23**



**2022** | Limited to 14 apps for the White Sox...placed on the 15-day IL with right elbow inflammation on June 15 and missed the remainder of the season.

**2021** | Made 21 apps with the Pirates prior to his release on July 24...signed with the White Sox on July 29...went 2-0 with a 0.87 ERA (10.1-IP, 1-ER) in 8 apps with Triple-A Charlotte.

**2020** | Limited to 7 apps due to two stints on the injured list.

**2019** | Underwent season-ending extensor tendon repair surgery on his right index finger on Sep 10.

**2018** | Acquired by the White Sox from the Giants on Jan 15 in a trade involving Andrew McCutchen...prior to his promotion to the majors on April 13, made 3 apps for Triple-A Indianapolis...earned his first career save on May 23 vs. CIN.

**2017** | Pitched exclusively in relief for the first time since his debut season...began the season with Triple-A Sacramento, pitching to a 2.76 ERA (29.1-IP, 9-ER) in 24 apps...made his major league debut

on June 22 at ATL...recorded his first career strike-out on June 26 against COL Trevor Story.

**2016** | Ranked among Double-A Richmond leaders in starts (23, tied for 2nd) and innings (114, 4th).

**2015** | Made 36 apps (11 starts) for Richmond.

**2014** | Tied for 2nd on Richmond with 22 starts.

**2013** | Played for the U.S. team in the Futures Game in July at Citi Field...pitched to a 2.87 ERA (15.2-IP, 5-ER) in 7 apps (5 starts) for the Scottsdale Scorpions in the Arizona Fall League...was named to the AFL Rising Stars Game.

**2012** | Ranked among Class-A Augusta leaders in strikeouts (128, 2nd) and wins (7, tied for 3rd).

**2011** | Made 7 apps in his professional debut.

**PERSONAL** | Selected by the Giants in the first round (49th overall) of the 2011 Amateur Draft out of Sherman (Texas) High School...the Giants received the pick as compensation for losing free agent Juan Uribe to the Dodgers.

## CAREER PITCHING

YEAR	CLUB	W	L	ERA	G	GS	CG	SHO	SV	IP	H	R	ER	HR	HB	BB-I	SO	WP	BK
2011	AZL Giants	1	0	6.43	7	0	0	0	0	7.0	9	8	5	0	1	8-0	8	2	0
2012	Augusta	7	6	2.51	23	22	0	0	0	111.1	75	39	31	1	12	67-0	128	13	1
2013	San Jose	3	1	1.57	14	14	0	0	0	68.2	48	20	12	1	1	39-0	95	8	0
2014	Richmond	6	7	3.79	23	22	0	0	0	90.1	78	42	38	7	1	61-0	111	12	0
2015	Richmond	3	4	3.29	36	11	0	0	0	63.0	47	26	23	2	7	66-1	73	6	0
2016	Richmond	4	11	5.04	23	23	0	0	0	109.0	110	72	61	8	10	67-0	86	9	0
2017	Sacramento	1	2	2.76	24	0	0	0	6	29.1	24	9	9	1	1	13-1	39	0	0
	San Francisco	0	0	3.06	30	0	0	0	0	32.1	22	13	11	2	1	17-1	28	6	0
2018	Indianapolis	1	0	2.25	3	0	0	0	1	4.0	6	1	1	0	0	0-0	5	0	0
	Pittsburgh	3	2	2.39	64	0	0	0	2	60.1	45	18	16	3	7	23-3	65	9	2
2019	Pittsburgh	3	7	4.96	52	0	0	0	0	49.0	41	30	27	10	7	35-1	61	1	0
2020	Pittsburgh	0	1	1.59	7	0	0	0	0	5.2	7	6	1	0	0	4-0	7	0	0
2021	Pittsburgh	1	1	4.44	27	0	0	0	0	24.1	14	14	12	0	5	19-0	21	6	0
	Charlotte	2	0	0.87	8	0	0	0	0	10.1	4	1	1	0	0	3-0	15	1	0
2022	Charlotte	1	0	2.70	6	0	0	0	0	6.2	3	3	2	1	0	4-0	9	0	0
	Chicago-AL	2	0	4.02	14	0	0	0	0	15.2	10	7	7	0	2	11-0	19	0	0
	Minor League Totals	29	31	3.30	167	92	0	0	7	499.2	404	221	183	21	33	328-2	569	51	1
	Major League Totals	9	11	3.56	194	0	0	0	2	187.1	139	88	74	15	22	109-5	201	22	2



# COOPER CRISWELL

71

RHP



Cooper Timothy Criswell (CRIS-wehl)

BATS **RIGHT**

THROWS **RIGHT**

HEIGHT **6'6"**

WEIGHT **215**

OPENING DAY AGE **26**

MAJOR LEAGUE SERVICE **122 days**

BORN **7/24/96** in **Carrollton, GA**

RESIDES **Hoover, AL**

SIGNING SCOUT **Chris McAlpin (Angels)**

ACQUIRED **Claimed off waivers from the Los Angeles Angels, 7/16/22**

**2022** | Claimed off waivers from the Angels on July 16 and optioned to Triple-A Durham...designated for assignment on July 19, cleared waivers and outrighted to Durham...started in his Rays debut on Sep 12 at TOR and retired his first 9 BF, including his first career strikeout against Vladimir Guerrero Jr. ....made 17 apps (9 starts) in the minors across three levels of the Rays and Angels systems and went 2-2 with a 3.95 ERA (54.2-IP, 24-ER)...started the International League Championship Game and went three scoreless innings in a 13-0 win.

**2021** | Took the loss in his major league debut on Aug 27 vs. SD, yielding 6 hits and 3 runs in 1.1 IP... went 9-9 with a 4.83 ERA (117.1-IP, 63-ER) in 21 starts between Double-A Rocket City and Triple-A Salt Lake.

**2020** | Was not part of the Angels 60-man player pool and did not play following the cancellation of the minor league season.

**2019** | Ranked among Angels minor leaguers in innings (117.1, 4th), starts (21, tied for 4th) and strikeouts (111, 8th).

**PERSONAL** | Selected by the Angels in the 13th round of the 2018 Amateur Draft out of the University of North Carolina...began his career at Southern Union State (Ala.) Community College... his father, Tim, was selected by the Dodgers in third round of the 1983 Amateur Draft out of Georgia Perimeter College and played five minor league seasons in Dodgers and Braves systems.

## CAREER PITCHING

YEAR	CLUB	W	L	ERA	G	GS	CG	SHO	SV	IP	H	R	ER	HR	HB	BB-I	SO	WP	BK
2019	Inland Empire	4	8	4.60	25	21	0	0	0	117.1	133	69	60	10	10	35-0	111	12	0
2020										Did Not Pitch									
2021	Rocket City	6	4	3.71	12	12	1	0	0	70.1	68	33	29	9	4	8-0	85	4	1
	Salt Lake	3	5	6.51	9	9	0	0	0	47.0	57	35	34	8	9	12-0	43	2	1
	<b>Los Angeles-AL</b>	<b>0</b>	<b>1</b>	<b>20.25</b>	<b>1</b>	<b>1</b>	<b>0</b>	<b>0</b>	<b>0</b>	<b>1.1</b>	<b>6</b>	<b>3</b>	<b>3</b>	<b>0</b>	<b>0</b>	<b>0-0</b>	<b>0</b>	<b>0</b>	<b>0</b>
2022	ACL Angels	0	0	2.08	5	5	0	0	0	13.0	11	3	3	0	1	2-0	19	1	0
	Rocket City	0	1	7.20	1	1	0	0	0	5.0	6	4	4	1	0	2-0	5	1	0
	Durham	2	1	4.17	11	3	0	0	0	36.2	31	19	17	3	1	6-0	33	3	0
	<b>Tampa Bay</b>	<b>0</b>	<b>0</b>	<b>2.70</b>	<b>1</b>	<b>1</b>	<b>0</b>	<b>0</b>	<b>0</b>	<b>3.1</b>	<b>2</b>	<b>1</b>	<b>1</b>	<b>0</b>	<b>0</b>	<b>1-0</b>	<b>4</b>	<b>0</b>	<b>0</b>
	<b>Minor League Totals</b>	<b>15</b>	<b>19</b>	<b>4.57</b>	<b>63</b>	<b>51</b>	<b>1</b>	<b>0</b>	<b>0</b>	<b>289.1</b>	<b>306</b>	<b>163</b>	<b>147</b>	<b>31</b>	<b>25</b>	<b>65-0</b>	<b>296</b>	<b>23</b>	<b>2</b>
	<b>Major League Totals</b>	<b>0</b>	<b>1</b>	<b>7.71</b>	<b>2</b>	<b>2</b>	<b>0</b>	<b>0</b>	<b>0</b>	<b>4.2</b>	<b>8</b>	<b>4</b>	<b>4</b>	<b>0</b>	<b>0</b>	<b>1-0</b>	<b>4</b>	<b>0</b>	<b>0</b>





# CHARLIE CULBERSON

10 INF/OF



**Charles Edward Culberson**

BATS **RIGHT**

THROWS **RIGHT**

HEIGHT **6'1"**

WEIGHT **190**

OPENING DAY AGE **33**

MAJOR LEAGUE SERVICE **7 years, 51 days**

BORN **4/10/89 in Rome, GA**

RESIDES **Marietta, GA**

SIGNING SCOUT **Sean O'Connor (Giants)**

ACQUIRED **Signed as a free agent, 2/8/23**

**2022** | In his second season with the Rangers, saw time at six defensive positions and made starts at third base (22), left field (8), second base (7) and designated hitter (3).

**2021** | Led the Rangers with 60 starts at third base, his most in a season at a single position in his major league career.

**2020** | Selected from the Braves alternate training site on July 28 and played 10 games...signed with the Rangers on Dec 28.

**2019** | Hit .283 (15-for-53) with 2 3B, 2 HR and 10 RBI as a pinch-hitter, ranking among NL pinch-hit leaders in RBI (tied for 1st), triples (tied for 1st), hits (3rd) and extra base-hits (6, tied for 5th)...hit in the face while squaring to bunt on Sep 14 at WSH and missed the rest of the season with a fractured right cheekbone...signed with the Braves on Dec 13.

**2018** | Set career highs in homers (12), RBI (45), games (113), at-bats (296) and hits (80).

**2017** | Played 108 games with Triple-A Oklahoma City, batting .250 (96-for-384) with 13 2B, 4 3B, 4 HR and 32 RBI...selected by the Dodgers on Sep 4 and played in 15 games to finish the season...acquired by the Braves on Dec 16 in a five-player trade involving Matt Kemp.

**2016** | Played 34 games over three stints with the Dodgers...hit .260 (69-for-265) with 17 2B, 2 3B, 4 HR and 33 RBI in 70 games with Oklahoma City.

**2015** | Opened the season on the 15-day IL with lumbar disc inflammation...was reinstated on June 6 and assigned to Triple-A Albuquerque...played 5 games for Albuquerque before going back on the injured list on June 23 for the remainder of season...signed with the Dodgers on Nov 19...played 22 games for the Gigantes del Cibao in the Dominican Winter League.

**2014** | Played in 95 games for the Rockies, including starts at all four infield positions...marked his first major league action at third base, shortstop and first base.

**2013** | Named a Rockies Organizational All-Star by MLB.com after hitting .310 (123-for-397) with 27 2B, 8 3B, 14 HR and 64 RBI in 97 games for Triple-A Colorado Springs...promoted to the majors on July 29 and hit .293 (29-for-99) in 47 games with the Rockies...hit his first career homer off Wei-Yin Chen on Aug 16 at BAL.

**2012** | Hit .263 (125-for-476) with 25 2B, 7 3B, 12 HR and 65 RBI in 121 Triple-A games between the Giants and Rockies systems...made his major league debut on May 13 at ARI and recorded his first career hit off Joe Saunders that night...acquired from the Giants on July 27 in exchange for Marco Scutaro and cash considerations.

**2011** | Named to the Eastern League midseason All-Star Team.

**2010** | Ranked 9th in the California League with 25 SB...named to the Arizona Fall League All-Prospect Team and the AFL Rising Stars Game after hitting .366 (34-for-99) with 11 2B, 2 3B, 2 HR and 16 RBI in 21 games for the Scottsdale Scorpions.

**2009** | Spent a second straight year with Class-A Augusta and ranked among team leaders in hits (125, 2nd), runs (71, 2nd) and triples (3, tied for 4th).

**PERSONAL** | Selected by the Giants in the first round (51st overall) of the 2007 Amateur Draft out of Calhoun (Ga.) High School...his father, Charles, was selected by the Giants in the 16th round of the 1984 Amateur Draft and played five seasons in their minor league system...is also related to Leon Culberson, who played in the majors from 1943-48 with the Red Sox and Senators.



# CAREER BATTING

YEAR	CLUB	AVG	G	AB	R	H	2B	3B	HR	RBI	SH	SF	HB	BB-I	SO	SB	CS	GDP	OBP	SLG
2007	AZL Giants	.286	46	161	32	46	8	5	1	16	0	2	5	19-1	38	19	1	1	.374	.416
2008	Augusta	.234	81	282	31	66	11	2	3	27	3	4	6	18-0	57	6	6	4	.290	.319
2009	Augusta	.246	132	509	71	125	19	3	2	36	4	2	10	33-1	110	15	4	7	.303	.306
2010	San Jose	.290	138	503	80	146	28	4	16	71	1	6	8	33-2	99	25	7	15	.340	.457
2011	Richmond	.259	137	553	69	143	34	2	10	56	4	2	6	22-3	129	14	4	8	.293	.382
2012	Fresno	.236	91	351	53	83	14	6	10	53	2	3	4	20-0	76	8	2	10	.283	.396
	<b>San Francisco</b>	<b>.136</b>	<b>6</b>	<b>22</b>	<b>0</b>	<b>3</b>	<b>0</b>	<b>0</b>	<b>0</b>	<b>1</b>	<b>1</b>	<b>0</b>	<b>0</b>	<b>0-0</b>	<b>7</b>	<b>0</b>	<b>0</b>	<b>0</b>	<b>.136</b>	<b>.136</b>
	Colorado Springs	.336	30	125	17	42	11	1	2	12	0	1	1	1-0	18	6	2	5	.344	.488
2013	Colorado Springs	.310	97	397	63	123	27	8	14	64	2	2	1	17-3	74	13	9	11	.338	.524
	<b>Colorado</b>	<b>.293</b>	<b>47</b>	<b>99</b>	<b>12</b>	<b>29</b>	<b>5</b>	<b>0</b>	<b>2</b>	<b>12</b>	<b>0</b>	<b>1</b>	<b>0</b>	<b>4-1</b>	<b>23</b>	<b>5</b>	<b>1</b>	<b>5</b>	<b>.317</b>	<b>.404</b>
2014	Colorado	.195	95	210	17	41	7	2	3	24	4	2	5	12-2	62	2	2	6	.253	.290
	Colorado Springs	.429	2	7	1	3	2	0	0	0	0	0	0	1-0	2	0	0	0	.500	.714
2015	Albuquerque	.200	5	20	3	4	1	0	1	2	0	0	0	0-0	6	0	0	0	.200	.400
2016	<b>Los Angeles-NL</b>	<b>.299</b>	<b>34</b>	<b>67</b>	<b>6</b>	<b>20</b>	<b>3</b>	<b>0</b>	<b>1</b>	<b>7</b>	<b>0</b>	<b>0</b>	<b>0</b>	<b>1-0</b>	<b>13</b>	<b>1</b>	<b>0</b>	<b>2</b>	<b>.309</b>	<b>.388</b>
	Oklahoma City	.260	70	265	32	69	17	2	4	33	1	0	1	18-0	61	6	5	7	.310	.385
2017	Oklahoma City	.250	108	384	37	96	13	4	4	32	2	1	1	26-2	68	7	3	11	.299	.336
	<b>Los Angeles-NL</b>	<b>.154</b>	<b>15</b>	<b>13</b>	<b>0</b>	<b>2</b>	<b>1</b>	<b>0</b>	<b>0</b>	<b>1</b>	<b>0</b>	<b>0</b>	<b>0</b>	<b>2-0</b>	<b>4</b>	<b>0</b>	<b>0</b>	<b>2</b>	<b>.267</b>	<b>.231</b>
2018	Atlanta	.270	113	296	47	80	18	2	12	45	0	1	4	21-5	85	4	2	5	.326	.466
2019	Atlanta	.259	108	135	14	35	5	2	5	20	1	1	1	6-0	44	0	1	5	.294	.437
2020	Atlanta	.143	9	7	2	1	1	0	0	1	0	0	0	0-0	4	0	0	0	.143	.286
2021	Texas	.243	90	247	23	60	15	2	5	22	4	1	2	17-1	64	7	1	3	.296	.381
2022	Texas	.252	68	115	19	29	6	0	2	12	4	0	0	5-0	31	2	3	5	.283	.357
	<b>Minor League Totals</b>	<b>.266</b>	<b>927</b>	<b>3557</b>	<b>489</b>	<b>946</b>	<b>185</b>	<b>37</b>	<b>67</b>	<b>402</b>	<b>19</b>	<b>23</b>	<b>43</b>	<b>208-12</b>	<b>738</b>	<b>119</b>	<b>43</b>	<b>79</b>	<b>.312</b>	<b>.395</b>
	<b>Major League Totals</b>	<b>.248</b>	<b>585</b>	<b>1211</b>	<b>140</b>	<b>300</b>	<b>61</b>	<b>8</b>	<b>30</b>	<b>145</b>	<b>14</b>	<b>6</b>	<b>12</b>	<b>68-9</b>	<b>337</b>	<b>21</b>	<b>10</b>	<b>33</b>	<b>.293</b>	<b>.386</b>



DAVIDA FRANKLIN / TAMPA BAY RAYS



# NICK DINI

63

C



**Nicholas Carl Dini** (DEE-nee)

BATS **RIGHT**

THROWS **RIGHT**

HEIGHT **5'8"**

WEIGHT **195**

OPENING DAY AGE **29**

MAJOR LEAGUE SERVICE **53 days**

BORN **7/27/93 in Staten Island, NY**

RESIDES **Monroe, NJ**

SIGNING SCOUT **Bobby Gandolfo (Royals)**

ACQUIRED **Signed as a free agent, 12/9/22**

**2022** | In his only season in the Mets organization, played 50 games with Triple-A Syracuse and ranked 4th on the team with 11 HR.

**2021** | Hit .303/.357/.494 (27-for-89) with 5 2B, 4 HR and 16 RBI in 26 games for Triple-A Omaha...signed with the Mets on Nov 29.

**2020** | Was not part of the Royals 60-man player pool and did not play following the cancellation of the minor league season.

**2019** | Made his major league debut on Aug 8 at DET and singled off Matt Hall in the 6th inning for his first career hit...hit his first career homer off Gabriel Ynoa on Aug 19 at BAL...named to the Royals Organizational All-Star Team by MLB.com...ranked 3rd on Omaha with 13 HR.

**2018** | Hit .251 (80-for-319) with 14 2B, 11 HR and 43 RBI in 94 games between Omaha and Double-A Northwest Arkansas.

**2017** | Hit .302/.364/.403 with 19 2B in 88 games between Class-A Lexington and Northwest Arkansas...named to the Royals Organizational All-Star Team by MLB.com...played 12 games for the Surprise Saguaros in the Arizona Fall League.

**2016** | Limited to 20 games across four teams in the Royals system due to injury.

**PERSONAL** | Selected by the Royals in the 14th round of the 2015 Amateur Draft out of Wagner (N.Y.) College...named All-Northeast Conference Player of the Year as a senior and was an All-NEC selection for a second consecutive season.

## CAREER BATTING

YEAR	CLUB	AVG	G	AB	R	H	2B	3B	HR	RBI	SH	SF	HB	BB-I	SO	SB	CS	GDP	OBP	SLG
2015	Idaho Falls	.316	42	155	31	49	11	0	4	29	2	2	2	16-0	17	2	0	5	.383	.465
2016	Lexington	.333	2	3	1	1	0	0	0	0	0	0	1	0-0	2	0	0	0	.500	.333
	Wilmington	.208	7	24	2	5	1	0	0	1	0	0	1	0-0	3	0	0	1	.240	.250
	AZL Royals	.400	2	5	0	2	0	0	0	1	0	0	1	0-0	0	2	0	1	.500	.400
	Idaho Falls	.378	9	37	7	14	2	0	0	7	0	0	0	2-0	3	1	1	1	.410	.432
2017	Lexington	.283	24	92	19	26	10	0	2	11	0	1	1	5-0	8	2	0	1	.323	.457
	NW Arkansas	.310	64	216	22	67	9	0	2	25	1	2	9	17-1	26	8	2	9	.381	.380
	NW Arkansas	.333	14	39	4	13	4	0	3	6	0	0	0	1-0	5	0	0	1	.350	.667
2018	Omaha	.239	80	280	40	67	10	0	8	37	1	3	8	12-0	64	7	1	6	.287	.361
	NW Arkansas	.239	80	280	40	67	10	0	8	37	1	3	8	12-0	64	7	1	6	.287	.361
2019	<b>Kansas City</b>	<b>.196</b>	<b>20</b>	<b>56</b>	<b>11</b>	<b>11</b>	<b>3</b>	<b>0</b>	<b>2</b>	<b>6</b>	<b>1</b>	<b>1</b>	<b>2</b>	<b>4-0</b>	<b>18</b>	<b>0</b>	<b>0</b>	<b>1</b>	<b>.270</b>	<b>.357</b>
2020														Did Not Play						
2021	Omaha	.303	26	89	10	27	5	0	4	16	0	1	3	5-0	18	1	0	0	.357	.494
2022	Syracuse	.232	50	177	31	41	5	0	11	37	0	0	3	21-0	36	1	0	5	.323	.446
	<b>Minor League Totals</b>	<b>.282</b>	<b>378</b>	<b>1303</b>	<b>201</b>	<b>367</b>	<b>68</b>	<b>0</b>	<b>47</b>	<b>206</b>	<b>6</b>	<b>11</b>	<b>31</b>	<b>100-2</b>	<b>211</b>	<b>31</b>	<b>6</b>	<b>34</b>	<b>.345</b>	<b>.442</b>
	<b>Major League Totals</b>	<b>.196</b>	<b>20</b>	<b>56</b>	<b>11</b>	<b>11</b>	<b>3</b>	<b>0</b>	<b>2</b>	<b>6</b>	<b>1</b>	<b>1</b>	<b>2</b>	<b>4-0</b>	<b>18</b>	<b>0</b>	<b>0</b>	<b>1</b>	<b>.270</b>	<b>.357</b>



# LOGAN DRISCOLL

95

C



## Logan Rylee Driscoll

BATS **LEFT**

THROWS **RIGHT**

HEIGHT **6'1"**

WEIGHT **225**

OPENING DAY AGE **25**

MAJOR LEAGUE SERVICE **None**

BORN **11/3/97** in **Colorado Springs, CO**

RESIDES **Providence, RI**

SIGNING SCOUT **Daniel Sader (Padres)**

ACQUIRED **From the San Diego Padres along with OF Manuel Margot in exchange for RH Emilio Pagán, 2/8/20**

**2022** | Limited to 60 games due to two stints on the 7-day IL.

**2021** | Split the season between three teams in the Rays system...hit .295/.374/.478 with 18 2B, 6 HR and 28 RBI in 57 games.

**2020** | Acquired from the Padres along with Manuel Margot on Feb 8 in exchange for Emilio Pagán...was not part of the Rays 60-man player pool and did not play following the cancellation of the minor league season.

**2019** | Led Short-A Tri City with a .458 SLG and tied for the team lead with 14 2B...hit .316 (6-for-19) with 2 HR in 6 games for the Peoria Javelinas in the Arizona Fall League.

**PERSONAL** | Selected by the Padres in Competitive Balance Round B of the 2019 Amateur Draft out of George Mason (Va.) University.

## CAREER BATTING

YEAR	CLUB	AVG	G	AB	R	H	2B	3B	HR	RBI	SH	SF	HB	BB-I	SO	SB	CS	GDP	OBP	SLG
2019	Tri-City	.268	39	142	20	38	14	2	3	20	0	3	2	15-0	23	0	1	1	.340	.458
2020										Did Not Play										
2021	Charleston	.324	30	111	18	36	9	1	4	15	0	1	4	12-0	37	2	0	0	.406	.532
	FCL Rays	.444	3	9	3	4	2	0	0	3	0	0	0	4-0	2	0	1	0	.615	.667
	Bowling Green	.241	24	87	13	21	7	0	2	10	0	2	0	8-0	25	0	0	1	.299	.391
2022	Bowling Green	.229	60	205	29	47	8	1	7	39	1	3	6	30-0	53	3	1	0	.340	.380
<b>Minor League Totals</b>		<b>.264</b>	<b>156</b>	<b>554</b>	<b>83</b>	<b>146</b>	<b>40</b>	<b>4</b>	<b>16</b>	<b>87</b>	<b>1</b>	<b>9</b>	<b>12</b>	<b>69-0</b>	<b>140</b>	<b>5</b>	<b>3</b>	<b>2</b>	<b>.352</b>	<b>.437</b>

### DID YOU KNOW?

## RAYS RECORDS ON HOLIDAYS

Opening Day	13-12	Father's Day	12-12
Easter	9-6	Independence Day	9-15
Mother's Day	11-13	Labor Day	9-12
Memorial Day	8-13		



# BEN GAMEL

**Benjamin Joseph Gamel**

BATS <b>LEFT</b>	THROWS <b>LEFT</b>	HEIGHT <b>5'10"</b>	WEIGHT <b>180</b>
------------------	--------------------	---------------------	-------------------

OPENING DAY AGE **30**

MAJOR LEAGUE SERVICE **6 years, 29 days**

BORN **5/17/92 in Neptune Beach, FL**

RESIDES **Neptune Beach, FL**

SIGNING SCOUT **Jeff Deardorff (Yankees)**

ACQUIRED **Signed as a free agent, 2/23/23**



**2022** | Recorded his second season with 20 2B (or more), joining 2017 (27)...ranked among Pirates leaders in doubles (2nd) and walks (48, 3rd)...hit .252/.342/.409 (69-for-274) with 8 HR vs. RHP.

**2021** | Hit .247 with 18 2B, 3 3B, 8 HR and 26 RBI in 122 games between the Pirates (111 games) and Cleveland (11 games)...homered twice, had 10 total bases and recorded a career-high 6 RBI on July 5 vs. ATL...led the Pirates with five bunt hits...claimed off waivers by the Pirates on May 9 after being designated for assignment by Cleveland on May 5...after making Cleveland's Opening Day roster, was optioned to the alternate training site on April 17 and assigned to Triple-A Columbus on May 4.

**2020** | Spent his second season with the Brewers, where he made 20 starts in right field, 10 in center field and one in left field...ended the season on the 10-day IL with a left quad strain before being reinstated for the Wild Card Series against the Dodgers.

**2019** | Made his first career Opening Day roster with the Brewers...had two stints with the Brewers: Opening Day-Aug 23 and Aug 31 through season's end...had his first career multi-HR game on May 26 vs. PHI and hit the 29th inside-the-park homer in Brewers history on June 26 vs. SEA.

**2018** | Had two stints with the Mariners and hit .355 (43-for-121) in 42 games from May 5-July 1, ranking 4th in the majors in avg. during that time...was acquired by the Brewers on Dec 21 in a three-player trade.

**2017** | Began the season with Triple-A Tacoma before being recalled to the majors on April 26...ranked 2nd among major league rookies with 27 2B...hit safely in a career-best 16 straight games from July 14-30.

**2016** | Named International League MVP after batting .308 (149-for-483) with 26 2B, 5 3B, 6 HR and 51 RBI in 116 games for Triple-A Scranton/Wilkes-Barre...played in 33 games between the Mariners (27 games) and Yankees (6 games)...made his major league debut on May 6 vs. BOS as a defensive replacement in right field and recorded

his first career hit off Dillion Gee on May 9 vs. KC...was acquired by the Mariners on Aug 31 in a three-player trade and hit his first career homer off Brett Oberholtzer on Sep 12 at LAA.

**2015** | Spent the entire season with Scranton/Wilkes-Barre...tied for 2nd in the minors with 14 3B while ranking among IL leaders in slugging pct. (.471, 2nd), total bases (236, 2nd), hits (150, 3rd) and extra-base hits (53, tied for 3rd)...named the IL Rookie of the Year and named to the IL postseason All Star Team...named to the Yankees Organizational All-Star Team by MLB.com.

**2014** | Spent the entire season with Double-A Trenton and was named to the Eastern League midseason All-Star Team.

**2013** | Hit a combined .267 (115-for-431) with 54 RBI and 22 SB between Class-A Tampa and Trenton...named to the Yankees Organizational All-Star Team by MLB.com.

**2012** | Spent the entire season with Class-A Charleston, ranking 8th among South Atlantic League batters with a .306 avg. (136-for-444).

**2011** | Spent the entire season with Short-A Staten Island and was named to the New York-Penn League midseason All-Star Team.

**2010** | Began his professional career playing 7 games for the GCL Yankees.



## CAREER BATTING

YEAR	CLUB	AVG	G	AB	R	H	2B	3B	HR	RBI	SH	SF	HB	BB-I	SO	SB	CS	GDP	OBP	SLG
2010	GCL Yankees	.280	7	25	3	7	1	0	0	0	0	0	0	3-0	8	1	2	0	.357	.320
2011	Staten Island	.289	55	190	20	55	19	1	2	30	0	3	3	24-0	50	7	2	2	.373	.432
2012	Charleston	.306	110	444	56	136	23	5	2	61	0	5	4	23-0	71	19	10	10	.342	.394
2013	Tampa	.272	96	364	50	99	28	4	3	49	3	7	1	48-2	77	21	5	7	.352	.396
	Trenton	.239	16	67	5	16	4	0	1	5	1	0	0	4-0	18	1	0	0	.282	.343
2014	Trenton	.261	131	544	58	142	31	3	2	51	1	3	2	36-0	88	13	5	10	.308	.340
2015	Scranton/W-B	.300	129	500	77	150	28	14	10	64	1	3	1	46-5	108	13	5	9	.358	.472
2016	Scranton/W-B	.308	116	483	80	149	26	5	6	51	1	4	2	43-3	94	19	8	7	.365	.420
	<b>New York-AL</b>	<b>.125</b>	<b>6</b>	<b>8</b>	<b>1</b>	<b>1</b>	<b>0</b>	<b>0</b>	<b>0</b>	<b>0</b>	<b>1</b>	<b>0</b>	<b>0</b>	<b>1-0</b>	<b>1</b>	<b>0</b>	<b>0</b>	<b>1</b>	<b>.222</b>	<b>.125</b>
	<b>Seattle</b>	<b>.200</b>	<b>27</b>	<b>40</b>	<b>8</b>	<b>8</b>	<b>2</b>	<b>0</b>	<b>1</b>	<b>5</b>	<b>2</b>	<b>0</b>	<b>0</b>	<b>5-0</b>	<b>15</b>	<b>0</b>	<b>0</b>	<b>0</b>	<b>.289</b>	<b>.325</b>
2017	Tacoma	.300	19	60	6	18	1	1	1	8	0	1	2	12-0	11	1	1	2	.427	.400
	<b>Seattle</b>	<b>.275</b>	<b>134</b>	<b>509</b>	<b>68</b>	<b>140</b>	<b>27</b>	<b>5</b>	<b>11</b>	<b>59</b>	<b>1</b>	<b>3</b>	<b>1</b>	<b>36-1</b>	<b>122</b>	<b>4</b>	<b>1</b>	<b>8</b>	<b>.322</b>	<b>.413</b>
2018	Modesto	.294	5	17	6	5	1	0	0	0	0	0	0	4-0	2	1	1	0	.429	.353
	Tacoma	.349	21	83	19	29	8	3	1	16	0	1	0	10-1	12	4	0	1	.415	.554
	<b>Seattle</b>	<b>.272</b>	<b>101</b>	<b>257</b>	<b>37</b>	<b>70</b>	<b>14</b>	<b>4</b>	<b>1</b>	<b>19</b>	<b>0</b>	<b>1</b>	<b>4</b>	<b>31-1</b>	<b>61</b>	<b>7</b>	<b>3</b>	<b>4</b>	<b>.358</b>	<b>.370</b>
2019	<b>Milwaukee</b>	<b>.248</b>	<b>134</b>	<b>311</b>	<b>47</b>	<b>77</b>	<b>18</b>	<b>0</b>	<b>7</b>	<b>33</b>	<b>0</b>	<b>2</b>	<b>3</b>	<b>40-2</b>	<b>104</b>	<b>2</b>	<b>2</b>	<b>0</b>	<b>.337</b>	<b>.373</b>
	San Antonio	.286	4	14	7	4	0	0	1	2	0	0	1	4-0	3	1	0	0	.474	.500
2020	<b>Milwaukee</b>	<b>.237</b>	<b>40</b>	<b>114</b>	<b>13</b>	<b>27</b>	<b>8</b>	<b>1</b>	<b>3</b>	<b>10</b>	<b>0</b>	<b>0</b>	<b>0</b>	<b>13-0</b>	<b>39</b>	<b>0</b>	<b>2</b>	<b>4</b>	<b>.315</b>	<b>.404</b>
2021	<b>Cleveland</b>	<b>.071</b>	<b>11</b>	<b>14</b>	<b>1</b>	<b>1</b>	<b>1</b>	<b>0</b>	<b>0</b>	<b>0</b>	<b>0</b>	<b>0</b>	<b>0</b>	<b>3-0</b>	<b>6</b>	<b>0</b>	<b>0</b>	<b>1</b>	<b>.235</b>	<b>.143</b>
	<b>Pittsburgh</b>	<b>.255</b>	<b>111</b>	<b>326</b>	<b>42</b>	<b>83</b>	<b>17</b>	<b>3</b>	<b>8</b>	<b>26</b>	<b>2</b>	<b>4</b>	<b>3</b>	<b>48-2</b>	<b>99</b>	<b>3</b>	<b>6</b>	<b>6</b>	<b>.352</b>	<b>.399</b>
	Columbus	.600	1	5	1	3	1	0	0	0	0	0	0	0-0	0	1	0	0	.600	.800
2022	<b>Pittsburgh</b>	<b>.232</b>	<b>115</b>	<b>371</b>	<b>42</b>	<b>86</b>	<b>20</b>	<b>2</b>	<b>9</b>	<b>46</b>	<b>0</b>	<b>1</b>	<b>3</b>	<b>48-2</b>	<b>98</b>	<b>5</b>	<b>1</b>	<b>5</b>	<b>.324</b>	<b>.369</b>
	Indianapolis	.226	8	31	8	7	1	0	1	3	0	0	2	2-0	6	0	0	0	.314	.355
	<b>Minor League Totals</b>	<b>.290</b>	<b>718</b>	<b>2827</b>	<b>396</b>	<b>820</b>	<b>172</b>	<b>36</b>	<b>30</b>	<b>340</b>	<b>7</b>	<b>27</b>	<b>18</b>	<b>259-11</b>	<b>548</b>	<b>102</b>	<b>39</b>	<b>48</b>	<b>.350</b>	<b>.408</b>
	<b>Major League Totals</b>	<b>.253</b>	<b>679</b>	<b>1950</b>	<b>259</b>	<b>493</b>	<b>107</b>	<b>15</b>	<b>40</b>	<b>198</b>	<b>6</b>	<b>11</b>	<b>14</b>	<b>225-8</b>	<b>545</b>	<b>21</b>	<b>15</b>	<b>29</b>	<b>.333</b>	<b>.385</b>



WILL VRAGOVIC / TAMPA BAY RAYS





# TRISTAN GRAY

70

INF

**Tristan Colby Gray**
BATS **LEFT**THROWS **RIGHT**HEIGHT **6'3"**WEIGHT **215**OPENING DAY AGE **27**MAJOR LEAGUE SERVICE **None**BORN **3/22/96 in Houston, TX**RESIDES **Missouri City, TX**SIGNING SCOUT **Wayne Mathis (Pirates)**ACQUIRED **From the Pittsburgh Pirates along with RH Daniel Hudson in exchange for OF Corey Dickerson, 2/22/18**

**2022** | Ranked 5th in the minors with 33 HR, which ranked 3rd in a single season by a minor leaguer in franchise history behind Kevin Witt (36) in 2006 and Scott McClain (34) in 1998...spent the entire season with Triple-A Durham and led the team with 89 RBI...hit a 3-run homer in the 9th inning of a 10-6 win in the Triple-A Championship Game.

**2021** | Limited to 75 games due to two stints on the 7-day IL.

**2020** | Following the cancellation of the minor league season, played 12 games for Sugar Land in the independent Constellation Energy League.

**2019** | Led Double-A Montgomery with 64 RBI and 64 BB and ranked 2nd with 17 HR...ranked among Rays minor leaguers in RBI (4th), homers (tied for 5th) and walks (7th).

**2018** | Acquired by the Rays during spring training and spent the season with Class-A Charlotte...led Rays minor leaguers with 38 2B, which tied for

9th in the minors...also ranked among Rays minor leaguers in extra-base hits (53, 4th), RBI (69, 8th) and runs (71, 9th)...hit .321/.410/.583 (50-for-156) with 9 2B, 1 3B, 10 HR and 41 RBI in 39 games for the Perth Heat in the Australian Baseball League.

**2017** | Ranked among Short-A West Virginia leaders in homers (7, 1st), RBI (37, 1st), doubles (13, 2nd) and triples (6, 2nd)...named to the New York-Penn League midseason All-Star Team and was the Top Star in the NYPL All-Star Game.

**PERSONAL** | Selected by the Pirates in the 13th round of the 2017 Amateur Draft out of Rice University...previously selected by the Mets in the 37th round of the 2014 Amateur Draft out of Lawrence E. Elkins (Texas) High School, but did not sign...his father, Jason, was selected by the Rangers in the 26th round of the 2000 Amateur Draft out of Rice University.

## CAREER BATTING


YEAR	CLUB	AVG	G	AB	R	H	2B	3B	HR	RBI	SH	SF	HB	BB-1	SO	SB	CS	GDP	OBP	SLG
2017	West Virginia	.269	53	208	28	56	12	6	7	37	3	3	1	19-0	32	5	7	5	.329	.486
2018	Charlotte	.238	118	449	71	107	38	2	13	69	0	5	3	39-1	113	5	5	4	.300	.419
2019	Montgomery	.225	122	418	59	94	16	5	17	64	1	6	9	61-2	92	2	10	3	.332	.409
2020	Sugar Land (IND)	.111	12	27	4	3	0	0	2	7	0	2	1	6-0	10	1	0	0	.278	.333
2021	Durham	.246	75	248	36	61	13	4	8	33	0	2	2	23-0	81	1	1	4	.313	.427
2022	Durham	.225	124	458	72	103	21	0	33	89	0	4	8	30-0	159	4	2	5	.282	.487
<b>Minor League Totals</b>		<b>.236</b>	<b>492</b>	<b>1781</b>	<b>266</b>	<b>421</b>	<b>100</b>	<b>17</b>	<b>78</b>	<b>292</b>	<b>4</b>	<b>20</b>	<b>23</b>	<b>172-3</b>	<b>477</b>	<b>17</b>	<b>25</b>	<b>21</b>	<b>.309</b>	<b>.443</b>



# ANDREW GROSS

84

RHP



## Andrew Brian Gross

BATS **RIGHT**

THROWS **RIGHT**

HEIGHT **6'4"**

WEIGHT **215**

OPENING DAY AGE **26**

MAJOR LEAGUE SERVICE **None**

BORN **9/19/96** in **Phoenix, AZ**

RESIDES **Punta Gorda, FL**

SIGNING SCOUT **Jonathan Hall (Rays)**

ACQUIRED **Selected in the 39th round of the 2019 Amateur Draft**

**2022** | Split the season between Class-A Bowling Green and Double-A Montgomery...went 2-3 with a 4.17 ERA (58.1-IP; 27-ER) in 37 apps (2 starts) between the two levels...went 1-2 with a 3.32 ERA (19-IP; 7-ER) and 7 saves in 17 apps for the Indios de Mayaguez in the Puerto Rican Winter League.

**2021** | Spent the entire season with Class-A Charleston...ranked among team leaders in apps (33, 1st), wins (6, tied for 3rd), innings (59.2, 6th), strikeouts (59, tied for 6th) and saves (2, tied for 7th).

**2020** | Was not part of the Rays 60-man player pool and did not play following the cancellation of the minor league season.

**2019** | His 7 saves led Short-A Hudson Valley and tied for 8th among Rays minor leaguers.

**PERSONAL** | Will pitch for Team Israel in the 2023 World Baseball Classic...selected out of the University of Texas at Arlington...played two seasons at Yavapai (Ariz.) Community College before transferring to UTA.

## CAREER PITCHING

YEAR	CLUB	W	L	ERA	G	GS	CG	SHO	SV	IP	H	R	ER	HR	HB	BB-I	SO	WP	BK	
2019	Hudson Valley	1	4	3.41	20	0	0	0	7	29.0	28	17	11	0	5	11-4	31	3	1	
2020		Did Not Pitch																		
2021	Charleston	6	1	1.66	33	1	0	0	2	59.2	47	17	11	2	6	6-1	59	5	0	
2022	Bowling Green	0	0	0.00	1	0	0	0	0	1.2	1	0	0	0	0	0-0	2	0	0	
	Montgomery	2	3	4.29	36	2	0	0	3	56.2	54	37	27	10	4	25-1	42	5	0	
<b>Minor League Totals</b>		<b>9</b>	<b>8</b>	<b>3.00</b>	<b>90</b>	<b>3</b>	<b>0</b>	<b>0</b>	<b>12</b>	<b>147.0</b>	<b>130</b>	<b>71</b>	<b>49</b>	<b>12</b>	<b>15</b>	<b>42-6</b>	<b>134</b>	<b>13</b>	<b>1</b>	

### DID YOU KNOW?

## EXTRA! EXTRA!

In February 2023, Major League Baseball's joint Competition Committee unanimously voted that extra-inning games in the regular season will begin each half-inning in extras with a runner on second base. The runner placed on second base at the start of each half-inning is the player (or a substitute for such player) in the batting order immediately preceding that half-inning's leadoff hitter. The rule was originally in place on a temporary basis for the 2020-22 seasons.





# BEN HELLER

Benjamin Isaac Heller

48 RHP



BATS <b>RIGHT</b>	THROWS <b>RIGHT</b>	HEIGHT <b>6'3"</b>	WEIGHT <b>220</b>
OPENING DAY AGE <b>31</b>		MAJOR LEAGUE SERVICE <b>3 years, 21 days</b>	
BORN <b>8/5/91 in Milwaukee, WI</b>		RESIDES <b>Brookfield, WI</b>	
SIGNING SCOUT <b>Les Pajari (Cleveland)</b>			
ACQUIRED <b>Signed as a free agent, 1/17/23</b>			

**2022** | Signed with the Twins on July 14...made 7 apps between the FCL Twins and Triple-A St. Paul.

**2021** | Spent the entire season rehabbing from a stress fracture in his elbow.

**2020** | Made 6 apps for the Yankees...placed on the 60-day IL with a right biceps injury on Sep 22.

**2019** | Pitched to a 1.23 ERA (7.1-IP, 1-ER) in 6 apps...began the season on the 10-day IL and later transferred to the 60-day IL while recovering from Tommy John surgery...combined with Class-A Tampa and Triple-A Scranton/Wilkes-Barre to post a 0.57 ERA (15.2-IP, 1-ER) in 12 apps (6 starts).

**2018** | Missed the season after undergoing Tommy John surgery on April 6...the surgery also involved removing a bone spur from his right elbow.

**2017** | Went 1-0 with a 0.82 ERA (11-IP, 1-ER) in 9 apps over three stints with the Yankees...made 41 apps for Scranton/Wilkes-Barre, going 5-4 with a 2.88 ERA (56.1-IP, 18-ER) and 6 saves.

**2016** | Made 10 apps over two stints with the Yankees...made his major league debut on Aug 26 vs. BAL...recorded his first career strikeout against Chris Davis on Aug 28...earned his first win on Aug 31 at KC...posted a 1.42 ERA (6.1-IP, 1-ER) and 1 save in 6 apps with Scranton/Wilkes-Barre...was acquired by the Yankees from Cleveland on July 31 in a four-player trade involving Andrew Miller.

**2015** | Went 0-2 with a 4.02 ERA (40.1-IP, 18-ER) in 41 apps between two levels...his 12 saves tied for 4th among Cleveland minor leaguers.

**2014** | Combined with Class-A Lake County and Class-A Carolina to go 5-1 with a 2.38 ERA (53-IP, 14-ER) and 5 saves...named to Cleveland's Organizational All-Star Team by MLB.com.

**PERSONAL** | Selected by Cleveland in the 22nd round of the 2013 Amateur Draft out of Olivet Nazarene (Ill.) University.

## CAREER PITCHING


YEAR	CLUB	W	L	ERA	G	GS	CG	SHO	SV	IP	H	R	ER	HR	HB	BB-I	SO	WP	BK
2013	Mahoning Valley	1	3	3.13	21	1	0	0	2	37.1	37	16	13	0	2	14-1	39	4	0
2014	Lake County	4	1	2.43	28	0	0	0	4	37.0	19	10	10	3	2	16-0	64	4	1
	Carolina	1	0	2.25	17	0	0	0	1	16.0	8	6	4	1	3	13-0	17	2	0
2015	Lynchburg	0	2	4.46	36	0	0	0	12	34.1	30	18	17	0	2	13-0	43	6	0
	Akron	0	0	1.50	5	0	0	0	0	6.0	5	1	1	0	0	1-0	15	5	0
2016	Akron	1	0	0.55	15	0	0	0	7	16.1	3	1	1	1	2	5-0	23	0	0
	Columbus	2	2	2.49	28	0	0	0	5	25.1	20	7	7	1	4	7-2	25	2	1
	Scranton/W-B	0	1	1.42	6	0	0	0	1	6.1	3	1	1	0	0	2-0	7	0	0
	<b>New York-AL</b>	<b>1</b>	<b>0</b>	<b>6.43</b>	<b>10</b>	<b>0</b>	<b>0</b>	<b>0</b>	<b>0</b>	<b>7.0</b>	<b>11</b>	<b>5</b>	<b>5</b>	<b>3</b>	<b>2</b>	<b>4-1</b>	<b>6</b>	<b>0</b>	<b>0</b>
2017	Scranton/W-B	5	4	2.88	41	0	0	0	6	56.1	34	21	18	6	3	21-1	82	8	0
	<b>New York-AL</b>	<b>1</b>	<b>0</b>	<b>0.82</b>	<b>9</b>	<b>0</b>	<b>0</b>	<b>0</b>	<b>0</b>	<b>11.0</b>	<b>5</b>	<b>1</b>	<b>1</b>	<b>0</b>	<b>0</b>	<b>6-0</b>	<b>9</b>	<b>1</b>	<b>0</b>
2018										Injured-Did Not Pitch									
2019	Tampa	0	0	0.00	2	2	0	0	0	2.2	3	0	0	0	0	1-0	2	1	0
	Scranton/W-B	0	0	0.82	9	4	0	0	1	11.0	5	1	1	0	1	3-0	13	1	0
	<b>New York-AL</b>	<b>0</b>	<b>0</b>	<b>1.23</b>	<b>6</b>	<b>0</b>	<b>0</b>	<b>0</b>	<b>0</b>	<b>7.1</b>	<b>6</b>	<b>1</b>	<b>1</b>	<b>1</b>	<b>0</b>	<b>3-1</b>	<b>9</b>	<b>0</b>	<b>0</b>
2020	<b>New York-AL</b>	<b>0</b>	<b>0</b>	<b>3.00</b>	<b>6</b>	<b>0</b>	<b>0</b>	<b>0</b>	<b>0</b>	<b>6.0</b>	<b>5</b>	<b>2</b>	<b>2</b>	<b>2</b>	<b>2</b>	<b>2-0</b>	<b>6</b>	<b>0</b>	<b>0</b>
2021										Injured-Did Not Pitch									
2022	FCL Twins	0	1	6.43	4	2	0	0	0	7.0	5	6	5	0	3	7-0	6	3	0
	St. Paul	0	0	21.60	3	0	0	0	0	1.2	4	5	4	2	0	3-0	3	1	0
<b>Minor League Totals</b>		<b>14</b>	<b>14</b>	<b>2.87</b>	<b>215</b>	<b>9</b>	<b>0</b>	<b>0</b>	<b>39</b>	<b>257.1</b>	<b>176</b>	<b>93</b>	<b>82</b>	<b>14</b>	<b>22</b>	<b>106-4</b>	<b>339</b>	<b>37</b>	<b>2</b>
<b>Major League Totals</b>		<b>2</b>	<b>0</b>	<b>2.59</b>	<b>31</b>	<b>0</b>	<b>0</b>	<b>0</b>	<b>0</b>	<b>31.1</b>	<b>27</b>	<b>9</b>	<b>9</b>	<b>6</b>	<b>4</b>	<b>15-2</b>	<b>30</b>	<b>1</b>	<b>0</b>



# HEATH HEMBREE

53

RHP



Richard Heath Hembree

BATS **RIGHT**

THROWS **RIGHT**

HEIGHT **6'4"**

WEIGHT **220**

OPENING DAY AGE **34**

MAJOR LEAGUE SERVICE **7 years, 22 days**

BORN **1/13/89 in Spartanburg, SC**

RESIDES **Inman, SC**

SIGNING SCOUT **Jeremy Cleveland (Giants)**

ACQUIRED **Signed as a free agent, 1/17/23**

**2022** | Split the season in the majors and minors in the Pirates and Dodgers organizations...made 26 apps in the majors and 14 apps in the minors.

**2021** | Split the season between the Mets and Reds, totaling 60 apps and 9 saves.

**2020** | Made 22 apps between the Red Sox and Phillies...traded to the Phillies on Aug 21 for Brandon Workman...placed on the 10-day IL with a season-ending right elbow strain on Sep 28.

**2019** | Limited to 45 apps due to two stints on the 10-day IL with right elbow injuries...was on the injured list from June 11-July 3 and Aug 2-Sep 22.

**2018** | Made a career-high 67 apps, going 4-1 with a 4.20 ERA (60-IP, 28-ER)...made four scoreless apps spanning 4.2 IP in the postseason and won the World Series with the Red Sox.

**2017** | Recorded a career-high 62 IP, going 2-3 with a 3.63 ERA (62-IP, 25-ER) in 62 apps.

**2016** | Had a career-high 4 wins, pitching to a 2.65 ERA (51-IP, 15-ER) in 38 apps...posted a 0.68 ERA (13.1-IP, 1-ER) in 13 apps for Triple-A Pawtucket.

**2015** | Split the season between the Red Sox (22 apps) and Pawtucket (29 apps)...spent time on the 15-day IL with right shoulder inflammation.

**2014** | Acquired by the Red Sox on July 26 in a three-player trade involving Jake Peavy...prior to the trade, was named to the Pacific Coast League All-Star Team...made 40 apps for Triple-A Fresno.

**2013** | Made his major league debut on Sep 3 at SD and logged his first strikeout against Kyle Blanks...prior to his promotion, made 54 apps for Fresno.

**2012** | Split the season between Class-A San Jose and Fresno, going 1-1 with a 4.19 ERA (43-IP, 20 ER).

**2011** | Split the season between San Jose and Double-A Richmond, going 1-1 with a 1.86 ERA (53.1-IP, 11-ER)...led the minors with 38 saves.

**PERSONAL** | Selected by the Giants in the fifth round of the 2010 Amateur Draft out of the College of Charleston...prior to College of Charleston, went to Spartanburg Methodist (S.C.) College in 2009 and the University of South Carolina in 2008.

## DID YOU KNOW?

### A GLOBAL GAME

On 2022 Opening Day, 28.2 pct. of all major leaguers were born outside the 50 United States, spanning 21 countries and territories. This figure has grown from an internationally-born figure of 16.9 pct. in 1995. On 2017 Opening Day, an all-time record 29.8 pct. of all major league players represented countries outside of the U.S. by birthplace.



## CAREER PITCHING

YEAR	CLUB	W	L	ERA	G	GS	CG	SHO	SV	IP	H	R	ER	HR	HB	BB-I	SO	WP	BK
2010	AZL Giants	0	0	0.82	12	0	0	0	3	11.0	9	1	1	0	0	0-0	22	0	0
2011	San Jose	0	0	0.73	26	0	0	0	21	24.2	16	2	2	1	1	12-0	44	2	0
	Richmond	1	1	2.83	28	0	0	0	17	28.2	20	11	9	1	0	13-1	34	1	0
2012	Fresno	1	1	4.74	39	0	0	0	15	38.0	29	24	20	2	4	20-0	36	2	0
	San Jose	0	0	0.00	5	0	0	0	0	5.0	0	0	0	0	0	1-0	7	0	0
2013	Fresno	1	4	4.07	54	0	0	0	31	55.1	54	26	25	7	1	16-0	63	3	1
	<b>San Francisco</b>	<b>0</b>	<b>0</b>	<b>0.00</b>	<b>9</b>	<b>0</b>	<b>0</b>	<b>0</b>	<b>0</b>	<b>7.2</b>	<b>4</b>	<b>0</b>	<b>0</b>	<b>0</b>	<b>0</b>	<b>2-0</b>	<b>12</b>	<b>0</b>	<b>0</b>
2014	Fresno	1	3	3.99	40	0	0	0	18	38.1	39	18	17	5	2	12-0	46	1	0
	Pawtucket	0	1	2.70	7	0	0	0	2	6.2	5	2	2	0	0	5-0	9	0	0
	<b>Boston</b>	<b>0</b>	<b>0</b>	<b>4.50</b>	<b>6</b>	<b>0</b>	<b>0</b>	<b>0</b>	<b>0</b>	<b>10.0</b>	<b>11</b>	<b>5</b>	<b>5</b>	<b>1</b>	<b>0</b>	<b>5-2</b>	<b>6</b>	<b>1</b>	<b>0</b>
2015	Pawtucket	0	5	2.27	29	0	0	0	8	31.2	23	10	8	1	2	10-0	32	4	0
	<b>Boston</b>	<b>2</b>	<b>0</b>	<b>3.55</b>	<b>22</b>	<b>0</b>	<b>0</b>	<b>0</b>	<b>0</b>	<b>25.1</b>	<b>25</b>	<b>10</b>	<b>10</b>	<b>5</b>	<b>0</b>	<b>9-2</b>	<b>15</b>	<b>1</b>	<b>0</b>
	GCL Red Sox	0	0	0.00	1	1	0	0	0	1.0	2	0	0	0	0	0-0	0	0	0
2016	Pawtucket	0	0	0.68	13	0	0	0	8	13.1	6	1	1	0	0	3-0	22	0	0
	<b>Boston</b>	<b>4</b>	<b>1</b>	<b>2.65</b>	<b>38</b>	<b>0</b>	<b>0</b>	<b>0</b>	<b>0</b>	<b>51.0</b>	<b>51</b>	<b>23</b>	<b>15</b>	<b>6</b>	<b>0</b>	<b>17-1</b>	<b>47</b>	<b>0</b>	<b>0</b>
2017	<b>Boston</b>	<b>2</b>	<b>3</b>	<b>3.63</b>	<b>62</b>	<b>0</b>	<b>0</b>	<b>0</b>	<b>0</b>	<b>62.0</b>	<b>72</b>	<b>29</b>	<b>25</b>	<b>10</b>	<b>1</b>	<b>18-0</b>	<b>70</b>	<b>2</b>	<b>0</b>
2018	<b>Boston</b>	<b>4</b>	<b>1</b>	<b>4.20</b>	<b>67</b>	<b>0</b>	<b>0</b>	<b>0</b>	<b>0</b>	<b>60.0</b>	<b>53</b>	<b>30</b>	<b>28</b>	<b>10</b>	<b>1</b>	<b>27-1</b>	<b>76</b>	<b>4</b>	<b>1</b>
2019	<b>Boston</b>	<b>1</b>	<b>0</b>	<b>3.86</b>	<b>45</b>	<b>0</b>	<b>0</b>	<b>0</b>	<b>2</b>	<b>39.2</b>	<b>34</b>	<b>20</b>	<b>17</b>	<b>7</b>	<b>3</b>	<b>18-2</b>	<b>46</b>	<b>2</b>	<b>0</b>
	Pawtucket	0	0	0.00	1	0	0	0	0	1.0	0	0	0	0	0	0-0	2	0	0
2020	<b>Boston</b>	<b>2</b>	<b>0</b>	<b>5.59</b>	<b>11</b>	<b>0</b>	<b>0</b>	<b>0</b>	<b>0</b>	<b>9.2</b>	<b>9</b>	<b>6</b>	<b>6</b>	<b>2</b>	<b>0</b>	<b>3-0</b>	<b>10</b>	<b>0</b>	<b>0</b>
	<b>Philadelphia</b>	<b>1</b>	<b>0</b>	<b>12.54</b>	<b>11</b>	<b>0</b>	<b>0</b>	<b>0</b>	<b>0</b>	<b>9.1</b>	<b>17</b>	<b>13</b>	<b>13</b>	<b>7</b>	<b>2</b>	<b>5-0</b>	<b>10</b>	<b>0</b>	<b>0</b>
2021	<b>Cincinnati</b>	<b>2</b>	<b>7</b>	<b>6.38</b>	<b>45</b>	<b>0</b>	<b>0</b>	<b>0</b>	<b>8</b>	<b>42.1</b>	<b>32</b>	<b>33</b>	<b>30</b>	<b>10</b>	<b>2</b>	<b>19-0</b>	<b>68</b>	<b>1</b>	<b>0</b>
	<b>New York-NL</b>	<b>0</b>	<b>0</b>	<b>3.45</b>	<b>15</b>	<b>0</b>	<b>0</b>	<b>0</b>	<b>1</b>	<b>15.2</b>	<b>13</b>	<b>6</b>	<b>6</b>	<b>2</b>	<b>0</b>	<b>5-1</b>	<b>15</b>	<b>1</b>	<b>0</b>
2022	<b>Pittsburgh</b>	<b>2</b>	<b>0</b>	<b>7.16</b>	<b>20</b>	<b>0</b>	<b>0</b>	<b>0</b>	<b>0</b>	<b>16.1</b>	<b>17</b>	<b>13</b>	<b>13</b>	<b>5</b>	<b>0</b>	<b>14-1</b>	<b>12</b>	<b>1</b>	<b>0</b>
	Indianapolis	1	0	9.00	2	0	0	0	0	2.0	2	2	2	0	0	3-0	3	0	0
	ACL Dodgers	0	1	4.50	2	0	0	0	0	2.0	2	1	1	1	0	0-0	4	0	0
	Oklahoma City	1	0	4.82	10	0	0	0	1	9.1	7	5	5	2	0	2-0	14	0	0
	<b>Los Angeles-NL</b>	<b>1</b>	<b>1</b>	<b>7.94</b>	<b>6</b>	<b>0</b>	<b>0</b>	<b>0</b>	<b>0</b>	<b>5.2</b>	<b>9</b>	<b>6</b>	<b>5</b>	<b>1</b>	<b>0</b>	<b>3-1</b>	<b>5</b>	<b>0</b>	<b>0</b>
<b>Minor League Totals</b>		<b>6</b>	<b>16</b>	<b>3.12</b>	<b>269</b>	<b>1</b>	<b>0</b>	<b>0</b>	<b>124</b>	<b>268.0</b>	<b>214</b>	<b>103</b>	<b>93</b>	<b>20</b>	<b>10</b>	<b>97-1</b>	<b>338</b>	<b>13</b>	<b>1</b>
<b>Major League Totals</b>		<b>21</b>	<b>13</b>	<b>4.39</b>	<b>357</b>	<b>0</b>	<b>0</b>	<b>0</b>	<b>11</b>	<b>354.2</b>	<b>347</b>	<b>194</b>	<b>173</b>	<b>66</b>	<b>9</b>	<b>145-11</b>	<b>392</b>	<b>13</b>	<b>1</b>



DAVIDA FRANKLIN / TAMPA BAY RAYS



# NIKO HULSIZER

76 OF



**Niko Anthony Hulstizer**

BATS <b>RIGHT</b>	THROWS <b>RIGHT</b>	HEIGHT <b>6'2"</b>	WEIGHT <b>225</b>
-------------------	---------------------	--------------------	-------------------

OPENING DAY AGE **26**

MAJOR LEAGUE SERVICE **None**

BORN **2/1/97 in Mohnton, PA**

RESIDES **Mohnton, PA**

SIGNING SCOUT **Marty Lamb (Dodgers)**

ACQUIRED **From the Los Angeles Dodgers in exchange for LH Adam Kolarek, 7/31/19**

**2022** | Played 80 games between Double-A Montgomery and Triple-A Durham and tied for 5th among Rays minor leaguers with 19 HR...hit .279 (73-for-262) with 19 2B, 18 HR and 56 RBI in 71 games with Montgomery...hit .258/.340/.438 with 4 2B, 4 HR and 14 RBI in 24 games for the Aguilas del Zulia in the Venezuelan Winter League.

**2021** | Hit .245/.343/.506 with 20 2B, 21 HR and 76 RBI in 95 games between Class-A Bowling Green and Montgomery...ranked among Rays minor leaguers in RBI (4th), homers (tied for 7th), extra-base hits (42, 8th) and runs (67, 9th)...named High-A East Player of the Month for June, batting .325 (25-for-77) with 5 2B, 10 HR and 30 RBI.

**2020** | Was not part of the Rays 60-man player pool and did not play following the cancellation of the minor league season.

**2019** | Acquired from the Dodgers on July 31 in exchange for Adam Kolarek...hit .258 (87-for-337) with 25 2B, 21 HR and 72 RBI in 96 games across four teams in the Dodgers and Rays systems... named the Midwest League Player of the Month for May, batting .330 (33-for-100) with 7 2B, 10 HR and 26 RBI...hit .270 (37-for-137) with 10 2B, 10 HR and 35 RBI in 40 games for the Perth Heat in the Australian Baseball League.

**2018** | Made his professional debut with Rookie-level Ogden and ranked among team leaders in doubles (13, tied for 2nd), homers (9, tied for 3rd) and RBI (32, 6th).

**PERSONAL** | Selected by the Dodgers in the 18th round of the 2018 Amateur Draft out of Morehead State (Ky.) University...named Ohio Valley Conference Co-Player of the Year as a sophomore.

## CAREER BATTING

YEAR	CLUB	AVG	G	AB	R	H	2B	3B	HR	RBI	SH	SF	HB	BB-I	SO	SB	CS	GDP	OBP	SLG
2018	Ogden	.281	48	160	47	45	13	0	9	32	0	1	11	30-0	52	12	2	5	.426	.531
2019	Great Lakes	.268	58	209	46	56	17	1	15	49	0	2	8	37-3	75	4	1	0	.395	.574
	R. Cucamonga	.259	25	85	15	22	6	0	5	18	0	3	1	9-0	33	3	2	1	.327	.506
	GCL Rays	.111	4	9	0	1	0	0	0	1	0	0	0	2-0	4	0	1	0	.273	.111
	Charlotte	.235	9	34	4	8	2	0	1	4	0	1	0	4-0	11	0	1	1	.308	.382
2020	Did Not Play																			
2021	Bowling Green	.248	44	153	36	38	10	0	13	41	0	0	2	25-1	70	7	0	1	.361	.569
	Montgomery	.243	51	173	31	42	10	1	8	35	0	1	2	20-0	78	2	0	1	.327	.451
2022	Montgomery	.279	71	262	46	73	19	0	18	56	0	1	3	34-0	102	14	3	2	.367	.557
	Durham	.179	9	28	5	5	1	0	1	1	0	0	0	5-0	14	2	1	1	.303	.321
<b>Minor League Totals</b>		<b>.261</b>	<b>319</b>	<b>1113</b>	<b>230</b>	<b>290</b>	<b>78</b>	<b>2</b>	<b>70</b>	<b>237</b>	<b>0</b>	<b>9</b>	<b>27</b>	<b>166-4</b>	<b>439</b>	<b>44</b>	<b>11</b>	<b>12</b>	<b>.367</b>	<b>.523</b>



# BLAKE HUNT

Blake Evan Hunt

65

C

BATS **RIGHT**THROWS **RIGHT**HEIGHT **6'3"**WEIGHT **225**OPENING DAY AGE **24**MAJOR LEAGUE SERVICE **None**BORN **11/10/98 in Costa Mesa, CA**RESIDES **Costa Mesa, CA**SIGNING SCOUT **Nick Long (Padres)**ACQUIRED **From the San Diego Padres along with C Francisco Mejía, RH Luis Patiño and RH Cole Wilcox in exchange for LH Blake Snell, 12/29/20**

**2022** | Played 81 games for Double-A Montgomery and made 77 starts (68-C, 9-DH)...hit .265 (13-for-49) with 8 RBI in 16 games for the Mesa Solar Sox in the Arizona Fall League.

**2021** | Split the season between Class-A Bowling Green and Montgomery...named South Atlantic League Player of the Week for May 24-30, hitting .412 (6-for-17) with 2 2B, 3 HR and 8 RBI in 4 games.

**2020** | Added to the Padres 60-man player pool on Sep 3 but did not play following the cancellation of the minor league season...acquired from the Padres on Dec 29 in a five-player trade involving Blake Snell.

**2019** | Spent the entire season with Class-A Fort Wayne, missing the end of the season with a right

quadriceps strain...ranked among team leaders in doubles (21, 3rd), homers (5, 5th) and hits (85, 5th)...ranked by *Baseball America* as the No. 19 prospect in the Padres system following the season...the publication also tabbed him as the Best Defensive Catcher in the organization.

**2018** | Tied for 2nd on Short-A Tri City with 13 2B.

**2017** | Played in 30 games between the AZL Padres 1 and the AZL Padres 2.

**PERSONAL** | Selected by the Padres in Competitive Balance Round B of the 2017 Amateur Draft out of Mater Dei (Calif.) High School...committed to Pepperdine University before signing with the Padres.

## CAREER BATTING

YEAR	CLUB	AVG	G	AB	R	H	2B	3B	HR	RBI	SH	SF	HB	BB-1	SO	SB	CS	GDP	OBP	SLG
2017	AZL Padres	.214	8	28	7	6	2	0	1	4	0	0	1	3-0	13	0	0	1	.313	.393
	AZL Padres 2	.250	22	88	14	22	7	2	1	15	0	1	4	5-0	29	1	0	1	.316	.409
2018	Tri-City	.271	56	207	34	56	13	0	3	25	0	3	8	27-1	56	2	1	4	.371	.377
	Fort Wayne	.255	89	333	40	85	21	3	5	39	1	3	4	35-1	67	4	1	11	.331	.381
2020														Did Not Play						
2021	Bowling Green	.225	59	227	41	51	15	2	9	41	0	2	2	26-0	79	1	0	2	.307	.427
	Montgomery	.125	17	56	5	7	2	0	0	0	1	0	0	6-0	25	0	0	0	.210	.161
2022	Montgomery	.245	81	273	31	67	15	1	5	39	0	1	7	21-0	70	2	0	5	.315	.363
<b>Minor League Totals</b>		<b>.243</b>	<b>332</b>	<b>1212</b>	<b>172</b>	<b>294</b>	<b>75</b>	<b>8</b>	<b>24</b>	<b>163</b>	<b>2</b>	<b>10</b>	<b>26</b>	<b>123-2</b>	<b>339</b>	<b>10</b>	<b>2</b>	<b>24</b>	<b>.323</b>	<b>.377</b>



# JOE LASORSA

92

LHP



**Joseph Peter LaSorsa**

BATS **LEFT**

THROWS **LEFT**

HEIGHT **6'5"**

WEIGHT **230**

OPENING DAY AGE **24**

MAJOR LEAGUE SERVICE **None**

BORN **4/29/98 in Jamaica, NY**

RESIDES **Katonah, NY**

SIGNING SCOUT **Zach Clark (Rays)**

ACQUIRED **Selected in the 18th round of the 2019 Amateur Draft**

**2022** | Made 40 apps (1 start) between Class-A Bowling Green and Double-A Montgomery, going 7-3 with a 2.33 ERA (73.1-IP, 19-ER)...his 8 saves ranked 6th among Rays minor leaguers.

**2021** | Split the season between Class-A Charleston and Bowling Green...went 2-3 with a 3.60 ERA (70-IP, 28-ER) and 4 saves in 31 apps (6 starts).

**2020** | Was not part of the Rays 60-man player pool and did not play following the cancellation of the minor league season.

**2019** | Began his professional career with Short-A Hudson Valley, going 5-3 with a 2.23 ERA (36.1-IP, 9-ER) in 17 apps.

**PERSONAL** | Will pitch for Team Italy in the 2023 World Baseball Classic...selected out of St. John's University.

## CAREER PITCHING

YEAR	CLUB	W	L	ERA	G	GS	CG	SHO	SV	IP	H	R	ER	HR	HB	BB-I	SO	WP	BK
2019	Hudson Valley	5	3	2.23	17	0	0	0	1	36.1	29	13	9	2	1	9-1	30	3	0
2020										Did Not Pitch									
2021	Bowling Green	2	1	4.71	12	6	0	0	0	36.1	34	22	19	8	1	14-0	29	1	0
	Charleston	0	2	2.41	19	0	0	0	4	33.2	23	11	9	2	4	5-0	40	0	0
2022	Bowling Green	4	3	1.62	21	0	0	0	7	39.0	24	11	7	3	1	7-2	53	1	0
	Montgomery	3	0	3.15	19	1	0	0	1	34.1	26	12	12	3	4	3-0	34	0	0
<b>Minor League Totals</b>		<b>14</b>	<b>9</b>	<b>2.81</b>	<b>88</b>	<b>7</b>	<b>0</b>	<b>0</b>	<b>13</b>	<b>179.2</b>	<b>136</b>	<b>69</b>	<b>56</b>	<b>18</b>	<b>11</b>	<b>38-3</b>	<b>186</b>	<b>5</b>	<b>0</b>

### DID YOU KNOW?

## PLAYERS INVITED TO SPRING TRAINING

**1998:** 73 players  
**1999:** 76 players  
**2000:** 69 players  
**2001:** 69 players  
**2002:** 69 players  
**2003:** 73 players  
**2004:** 63 players  
**2005:** 64 players  
**2006:** 63 players

**2007:** 58 players  
**2008:** 56 players  
**2009:** 62 players  
**2010:** 57 players  
**2011:** 59 players  
**2012:** 59 players  
**2013:** 66 players  
**2014:** 64 players  
**2015:** 62 players

**2016:** 64 players  
**2017:** 65 players  
**2018:** 69 players  
**2019:** 67 players  
**2020:** 67 players  
**2021:** 77 players  
**2022:** 54 players  
**2023:** 81 players



# KYLE MANZARDO

73

1B



## Kyle Thomas Manzardo

BATS **LEFT**

THROWS **RIGHT**

HEIGHT **6'1"**

WEIGHT **205**

OPENING DAY AGE **22**

MAJOR LEAGUE SERVICE **None**

BORN **7/18/00** in **Coeur d'Alene, ID**

RESIDES **Coeur d'Alene, ID**

SIGNING SCOUT **James Bonnici (Rays)**

ACQUIRED **Selected in the second round of the 2021 Amateur Draft**

**2022** | Named Minor League Player of the Year by the Rays Baseball Operations department, batting .327/.426/.617 (106-for-324) with 26 2B, 22 HR, 81 RBI and 59 BB in 93 games between Class-A Bowling Green and Double-A Montgomery... named to the South Atlantic League postseason All-Star Team...led Rays minor leaguers in avg., on-base pct., slugging pct. and OPS (1.043)...tied for 3rd in homers, ranked 4th in RBI, 5th in extra-base hits (49) and 6th in walks...named the Rays Minor League Hitter of the Month for August, batting .375 (27-for-72) with 7 2B, 5 HR and 24 RBI in 23 games... ranked by *Baseball America* as the No. 5 prospect in

the Rays system following the season...the publication also tabbed him the Best Batting Prospect in the SAL in its Best Tools survey.

**2021** | Hit safely in 10 of 12 games and reached base safely in 11 for the FCL Rays, batting .349/.440/.605 with 5 2B, 2 HR and 8 RBI to begin his career.

**PERSONAL** | Selected out of Washington State University...hit .365/.437/.640 (72-for-197) with 11 HR and 60 RBI in 47 games (46 starts) as a junior... named first team All-American by Collegiate Baseball, the first Cougar selected as a first team All-American since Aaron Sele in 1990 and the first position player since John Olerud in 1998.

## CAREER BATTING

YEAR	CLUB	AVG	G	AB	R	H	2B	3B	HR	RBI	SH	SF	HB	BB-1	SO	SB	CS	GDP	OBP	SLG
2021	FCL Rays	.349	13	43	10	15	5	0	2	8	0	0	3	4-0	6	0	0	0	.440	.605
2022	Bowling Green	.329	63	225	53	74	16	1	17	55	0	4	1	45-0	46	0	0	6	.436	.636
	Montgomery	.323	30	99	18	32	10	0	5	26	0	6	3	14-1	19	1	1	1	.402	.576
<b>Minor League Totals</b>		<b>.330</b>	<b>106</b>	<b>367</b>	<b>81</b>	<b>121</b>	<b>31</b>	<b>1</b>	<b>24</b>	<b>89</b>	<b>0</b>	<b>10</b>	<b>7</b>	<b>63-1</b>	<b>71</b>	<b>1</b>	<b>1</b>	<b>7</b>	<b>.427</b>	<b>.616</b>

### DID YOU KNOW?

#### INSTANT REPLAY

The first nine years (2014-22) of expanded instant replay have allowed MLB to get more calls correct, especially in key, game-changing situations. Over these nine years, the overall timing of instant replay has been reduced from 1:46 in 2014 to 1:31 in 2022.

Of 1,434 reviews in the 2022 regular season, there were 317 "confirmed" (22.1 pct.), 428 "stands" (29.8 pct.) and 668 "overturned" (46.6 pct.). An additional 21 were "rules check" or "record keeping."



# EVAN MCKENDRY

82

RHP



**Evan Daniel McKendry**

BATS **RIGHT**

THROWS **RIGHT**

HEIGHT **6'3"**

WEIGHT **195**

OPENING DAY AGE **25**

MAJOR LEAGUE SERVICE **None**

BORN **2/6/98 in Pembroke Pines, FL**

RESIDES **Pembroke Pines, FL**

SIGNING SCOUT **Victor Rodriguez (Rays)**

ACQUIRED **Selected in the ninth round of the 2019 Amateur Draft**

**2022** | Split the season between Double-A Montgomery and Triple-A Durham...pitched to a 3.99 ERA (94.2-IP, 42-ER) in 23 apps (19 starts).

**2021** | Spent the entire season with Class-A Bowling Green...his 3 saves tied for 3rd on the team and his 62.2 IP ranked 5th.

**2020** | Was not part of the Rays 60-man player pool and did not play following the cancellation of the minor league season.

**2019** | Made his first two professional apps with the GCL Rays.

**PERSONAL** | Selected out of the University of Miami (Fla.).

## CAREER PITCHING

YEAR	CLUB	W	L	ERA	G	GS	CG	SHO	SV	IP	H	R	ER	HR	HB	BB-I	SO	WP	BK
2019	GCL Rays	0	0	0.00	2	2	0	0	0	4.0	1	0	0	0	1	0-0	2	0	0
	Hudson Valley	4	1	1.60	9	7	0	0	0	39.1	38	10	7	1	3	4-0	43	3	0
2020										Did Not Pitch									
2021	Bowling Green	4	3	3.73	21	10	0	0	3	62.2	51	30	26	7	4	12-0	60	1	0
2022	Montgomery	0	5	4.00	20	18	0	0	0	81.0	72	47	36	14	8	9-0	83	8	0
	Durham	0	0	3.95	3	1	0	0	0	13.2	15	7	6	3	0	4-0	14	0	0
<b>Minor League Totals</b>		<b>8</b>	<b>9</b>	<b>3.36</b>	<b>55</b>	<b>38</b>	<b>0</b>	<b>0</b>	<b>3</b>	<b>200.2</b>	<b>177</b>	<b>94</b>	<b>75</b>	<b>25</b>	<b>16</b>	<b>29-0</b>	<b>202</b>	<b>12</b>	<b>0</b>

### DID YOU KNOW?

## ROOKIE QUALIFICATIONS

A player shall be considered a rookie unless, during a previous season or seasons, he had (a) exceeded 130 at-bats or 50 innings pitched in the major leagues; or (b) accumulated more than 45 days on the active roster of a major league club or clubs, excluding expanded rosters in seasons prior to 2020. Entering 2023, the Rays have six rookies on their 40-man roster.

Osleivis Basabe

INF

Kevin Kelly

RHP

Taj Bradley

RHP

Curtis Mead

INF

Greg Jones

INF/OF

Colby White

RHP





# MICHAEL MERCADO

89

RHP



**David Michael Mercado**

BATS **RIGHT**

THROWS **RIGHT**

HEIGHT **6'4"**

WEIGHT **210**

OPENING DAY AGE **23**

MAJOR LEAGUE SERVICE **None**

BORN **4/15/99 in Greenville, SC**

RESIDES **San Diego, CA**

SIGNING SCOUT **Jaime Jones (Rays)**

ACQUIRED **Selected in the second round of the 2017 Amateur Draft**

**2022** | Pitched for Double-A Montgomery and ranked among team leaders in strikeouts (115, 1st) and innings (112.2, 2nd)...ranked 8th in the Southern League in strikeouts...ranked among Rays minor leaguers in strikeouts (tied for 6th), innings (7th) and starts (20, 9th)...named SL Pitcher of the Week for Aug 15-21.

**2021** | Led Class-A Bowling Green with 18 starts...ranked 3rd with 70.2 IP and 81 SO.

**2020** | Was not part of the Rays 60-man player pool and did not play following the cancellation of the minor league season.

**2019** | Did not pitch while recovering from Tommy John surgery.

**2018** | Named New York-Penn League Pitcher of the Week for July 9-15...threw five perfect innings with 6 SO on July 12 vs. West Virginia (Pirates).

**PERSONAL** | Selected out of Westview (Calif.) High School...prior to his junior year of high school, committed to play college baseball at Stanford University...both of his parents, David and Shelley, are former collegiate tennis players.

## CAREER PITCHING

YEAR	CLUB	W	L	ERA	G	GS	CG	SHO	SV	IP	H	R	ER	HR	HB	BB-I	SO	WP	BK
2017	GCL Rays	0	0	1.69	8	8	0	0	0	21.1	21	4	4	1	0	4-0	14	4	0
2018	Hudson Valley	1	2	5.22	11	11	0	0	0	50.0	55	34	29	6	1	16-0	38	4	0
2019										Injured-Did Not Pitch									
2020										Did Not Pitch									
2021	Bowling Green	2	5	5.35	22	18	0	0	0	70.2	68	47	42	16	3	23-0	81	6	0
2022	Montgomery	4	8	4.91	24	20	0	0	0	102.2	102	57	56	17	6	36-0	115	4	0
<b>Minor League Totals</b>		<b>7</b>	<b>15</b>	<b>4.82</b>	<b>65</b>	<b>57</b>	<b>0</b>	<b>0</b>	<b>0</b>	<b>244.2</b>	<b>246</b>	<b>142</b>	<b>131</b>	<b>40</b>	<b>10</b>	<b>79-0</b>	<b>248</b>	<b>18</b>	<b>0</b>

### DID YOU KNOW?

#### PITCH TIMER

In September 2022, MLB announced three rule changes beginning with the 2023 season. They introduced a pitch timer, shift restrictions and bigger bases, each of which had been tested in over 8,000 minor league games. The pitch timer will be set at 15 seconds with the bases empty and 20 seconds with runner(s) on base. Hitters will receive one timeout per plate appearance and the pitcher can step off the rubber twice.



# KAMERON MISNER

74 OF



**Kameron Lee Misner** (MIYZ-ner)

BATS **LEFT**

THROWS **LEFT**

HEIGHT **6'4"**

WEIGHT **220**

OPENING DAY AGE **25**

MAJOR LEAGUE SERVICE **None**

BORN **1/8/98 in Poplar Bluff, MO**

RESIDES **Poplar Bluff, MO**

SIGNING SCOUT **Joe Dunigan (Marlins)**

ACQUIRED **From the Miami Marlins in exchange for INF Joey Wendle, 11/30/21**

**2022** | Named to the Southern League postseason All-Star Team...ranked among SL leaders in walks (86, 1st), on base pct. (.384, 3rd), runs (80, 3rd), steals (32, 7th), OPS (.815, 8th) and doubles (25, tied for 8th)...ranked among Rays minor leaguers in walks (1st), steals (tied for 5th) and runs (tied for 6th)...ranked by *Baseball America* as the No. 16 prospect in the Rays system following the season.

**2021** | Hit .253/.355/.433 (100-for-395) with 12 HR and 59 RBI in 102 games between Class-A Beloit and Double-A Pensacola...ranked among Marlins minor leaguers in doubles (29, 1st), homers (tied

for 6th), extra-base hits (44, 3rd), runs (70, 3rd), RBI (4th), hits (6th), walks (57, 5th) and stolen bases (26, tied for 4th)...played 23 games for the Mesa Solar Sox and his 7 HR tied for 2nd in the Arizona Fall League...named to the AFL Rising Stars Game...acquired from the Marlins on Nov 30 for Joey Wendle...ranked by *Baseball America* as the No. 23 prospect in the Rays system following the season.

**PERSONAL** | Selected by the Marlins in the supplemental first round (35th overall) of the 2019 Amateur Draft out of the University of Missouri.

## CAREER BATTING

YEAR	CLUB	AVG	G	AB	R	H	2B	3B	HR	RBI	SH	SF	HB	BB-I	SO	SB	CS	GDP	OBP	SLG
2019	GCL Marlins	.241	8	29	2	7	2	0	0	4	0	0	0	9-0	7	3	0	0	.421	.310
	Clinton	.276	34	134	25	37	7	0	2	20	0	1	2	21-0	35	8	0	2	.380	.373
2020																				
2021	Beloit	.244	88	340	58	83	22	3	11	56	0	3	7	50-0	119	24	2	4	.350	.424
	Pensacola	.309	14	55	12	17	7	0	1	3	0	0	0	7-0	17	2	2	0	.387	.491
2022	Montgomery	.251	117	415	80	104	25	1	16	62	0	3	6	86-1	155	32	7	4	.384	.431
	<b>Minor League Totals</b>	<b>.255</b>	<b>261</b>	<b>973</b>	<b>177</b>	<b>248</b>	<b>63</b>	<b>4</b>	<b>30</b>	<b>145</b>	<b>0</b>	<b>7</b>	<b>15</b>	<b>173-1</b>	<b>333</b>	<b>69</b>	<b>11</b>	<b>10</b>	<b>.373</b>	<b>.420</b>

### DID YOU KNOW?

## 7-INNING DOUBLEHEADERS

On July 31, 2020, Major League Baseball and the MLBPA announced that both games of doubleheaders would be seven innings in length for the remainder of the season. This agreement remained in effect for the 2021 season. Prior to 2020, the Rays had only played four games that lasted fewer than 8½ innings, all ending early due to rain, and all losses: July 23, 2010 at CLE (7), Sep 12, 2009 at BOS (5½), May 12, 2005 at KC (6½) and June 21, 2003 at FLA (5½).





# ANTHONY MOLINA

**94** **RHP**
**Anthony Jose Molina Suarez**
**BATS** RIGHT

**THROWS** RIGHT

**HEIGHT** 6'1"

**WEIGHT** 205

**OPENING DAY AGE** 21

**MAJOR LEAGUE SERVICE** None

**BORN** 1/12/02 in San Joaquin, VEN

**RESIDES** San Diego, VEN

**SIGNING SCOUT** William Bergolla (Rays)

**ACQUIRED** Signed as a free agent, 7/2/18

**2022** | Went 14-2 with a 3.10 ERA (95.2-IP, 33-ER) in 29 apps (7 starts) between Class-A Charleston and Class-A Bowling Green...his 14 wins ranked 2nd in the minors behind Taylor Dollard (16) and his 13 wins for the Biscuits led the Southern League.

**2021** | Ranked 3rd on the FCL Rays in innings (31.0), strikeouts (36) and apps (12, tied for 3rd)...went 3-0 in 12 apps for the Bravos de Margarita in the Venezuelan Winter League.

**2020** | Was not part of the Rays 60-man player pool and did not play following the cancellation of the minor league season.

**2019** | Ranked among DSL Rays 1 leaders in innings (53, 2nd) and starts (8, tied for 2nd).

## CAREER PITCHING

YEAR	CLUB	W	L	ERA	G	GS	CG	SHO	SV	IP	H	R	ER	HR	HB	BB-I	SO	WP	BK
2019	DSL Rays 1	2	3	3.23	14	8	0	0	0	53.0	66	30	19	1	0	9-0	31	5	0
2020										Did Not Pitch									
2021	FCL Rays	2	1	2.61	12	3	0	0	2	31.0	29	10	9	2	0	8-0	36	8	1
2022	Charleston	1	0	5.14	3	0	0	0	0	7.0	5	4	4	0	0	1-0	10	0	0
	Bowling Green	13	2	2.94	26	7	0	0	0	88.2	85	37	29	10	4	18-0	75	7	1
<b>Minor League Totals</b>		<b>18</b>	<b>6</b>	<b>3.06</b>	<b>55</b>	<b>18</b>	<b>0</b>	<b>0</b>	<b>2</b>	<b>179.2</b>	<b>185</b>	<b>81</b>	<b>61</b>	<b>13</b>	<b>4</b>	<b>36-0</b>	<b>152</b>	<b>20</b>	<b>2</b>

### DID YOU KNOW?

## QUALIFYING NUMBERS


- ◆ To qualify for the batting championship, a player must have a minimum of 502 plate appearances or 3.1 plate appearances per number of his team's games.
- ◆ To qualify for the ERA title, a pitcher must have at least 162 innings pitched.
- ◆ To qualify for the fielding championship:
  - [1] a catcher must have played in at least 81 games.
  - [2] an infielder or outfielder must have played in at least 108 games.
  - [3] a pitcher must have at least 162 innings pitched.



# MASON MONTGOMERY

90

LHP



## Mason Jack Montgomery

BATS LEFT

THROWS LEFT

HEIGHT 6'2"

WEIGHT 205

OPENING DAY AGE 22

MAJOR LEAGUE SERVICE None

BORN 6/17/00 in Austin, TX

RESIDES Buchanan Dam, TX

SIGNING SCOUT Pat Murphy (Rays)

ACQUIRED Selected in the sixth round of the 2021 Amateur Draft

2022 | Named Minor League Pitcher of the Year by the Rays Baseball Operations department, going 6-3 with a 2.10 ERA (124-IP, 29-ER) and 171 SO in 27 starts between Class-A Bowling Green and Double-A Montgomery...led Rays minor leaguers in ERA, strikeouts and opp avg. (.196), ranked 2nd in starts and innings and 3rd in WHIP (1.06)...the 171 SO ranked 6th in the minors and tied for 9th for a Rays minor leaguer in franchise history...named the Rays Minor League Pitcher of the Month for June, going 1-0 with a 1.66 ERA (21.2-IP, 4-ER) and 37 SO...at the time of his July 12 promotion to Montgomery, ranked among South Atlantic League leaders in ERA (1.81, 1st), strikeouts (118, 1st), WHIP

(1.09, 2nd) and opp avg. (.194, 2nd)...in 11 starts for the Biscuits, yielded 3 runs (or fewer) in each outing, and ended the season on a streak of 5 starts of allowing 1 run or fewer...ranked by *Baseball America* as the No. 9 prospect in the Rays system following the season.

2021 | Began his career making 5 apps (4 starts) with the FCL Rays...held opponents to a .114 avg, recorded a 0.47 WHIP and a 20/1 SO/BB ratio.

PERSONAL | Selected out of Texas Tech University...previously selected by the White Sox in the 39th round of the 2018 Amateur Draft, but did not sign.

## CAREER PITCHING

YEAR	CLUB	W	L	ERA	G	GS	CG	SHO	SV	IP	H	R	ER	HR	HB	BB-I	SO	WP	BK
2021	FCL Rays	1	0	0.84	5	4	0	0	0	10.2	4	1	1	0	0	1-0	20	0	0
2022	Bowling Green	3	2	1.81	16	16	0	0	0	69.2	49	20	14	6	2	27-0	118	3	1
	Montgomery	3	1	2.48	11	11	0	0	0	54.1	40	15	15	5	0	16-0	53	1	0
<b>Minor League Totals</b>		<b>7</b>	<b>3</b>	<b>2.00</b>	<b>32</b>	<b>31</b>	<b>0</b>	<b>0</b>	<b>0</b>	<b>134.2</b>	<b>93</b>	<b>36</b>	<b>30</b>	<b>11</b>	<b>2</b>	<b>44-0</b>	<b>191</b>	<b>4</b>	<b>1</b>

### DID YOU KNOW?

## ALL-STAR GAMES

The 2023 All-Star Game will be held on Tuesday, July 11 at T-Mobile Park in Seattle. It is the third time the Mariners have hosted the Midsummer Classic (2001, 1979). The Rays are the only current club yet to host one.

The pandemic-shortened 2020 season was the first summer in 75 years without an All-Star Game. In 1945, no Midsummer Classic was played due to World War II.

The 2024 All-Star Game will be played at Globe Life Field in Arlington.



# CHRIS MULLER

Christopher Robert Muller

83 RHP



BATS **RIGHT** / THROWS **RIGHT** / HEIGHT **6'5"** / WEIGHT **260**

OPENING DAY AGE **26** / MAJOR LEAGUE SERVICE **None**

BORN **4/22/96** in Dallas, TX / RESIDES **Dallas, TX**

SIGNING SCOUT **Pat Murphy (Rays)**

ACQUIRED **Selected in the 17th round of the 2017 Amateur Draft**

**2022** | Spent the entire season with Triple-A Durham...tied for the team lead with 51 apps (1 start) and ranked 3rd with 75 SO.

**2021** | Made 21 apps between Class-A Bowling Green and Double-A Montgomery, going 1-2 with a 4.98 ERA (21.1-IP, 12-ER).

**2020** | Following the cancellation of the minor league season, made 7 apps for the Sugar Land Skeeters in the independent Constellation Energy League...made 8 apps for the Criollos de Caguas

in the Puerto Rican Winter League and 2 apps for Puerto Rico in the Caribbean Series.

**2019** | Ranked 2nd on Bowling Green with 31 apps and 5th with 87 SO.

**2018** | Pitched to a 2.28 ERA (23.2-IP, 6-ER) 14 apps between the GCL Rays and Short-A Hudson Valley.

**PERSONAL** | Selected out of the University of Texas at San Antonio...his brother, Kyle, was a second-round pick (44th overall) of the Braves in the 2016 Amateur Draft.

## CAREER PITCHING

YEAR	CLUB	W	L	ERA	G	GS	CG	SHO	SV	IP	H	R	ER	HR	HB	BB-I	SO	WP	BK
2018	GCL Rays	1	2	2.30	9	0	0	0	0	15.2	10	6	4	1	4	11-0	13	1	0
	Hudson Valley	0	1	2.25	5	0	0	0	0	8.0	4	2	2	0	1	2-0	7	0	0
2019	Bowling Green	2	5	2.88	31	1	0	0	4	56.1	39	26	18	4	1	26-0	87	14	1
2020	Sugar Land (IND)	0	0	5.63	7	0	0	0	2	8.0	5	5	5	2	0	4-0	9	1	0
2021	Bowling Green	0	1	7.20	4	0	0	0	0	5.0	4	4	4	1	0	1-0	7	2	1
	Montgomery	1	1	4.32	17	0	0	0	7	16.2	15	9	8	3	0	12-0	25	1	0
2022	Durham	5	3	4.91	51	1	0	0	2	58.2	59	37	32	6	2	34-0	75	8	0
<b>Minor League Totals</b>		<b>9</b>	<b>13</b>	<b>3.82</b>	<b>117</b>	<b>2</b>	<b>0</b>	<b>0</b>	<b>13</b>	<b>160.1</b>	<b>131</b>	<b>84</b>	<b>68</b>	<b>15</b>	<b>8</b>	<b>86-0</b>	<b>214</b>	<b>26</b>	<b>2</b>

### DID YOU KNOW?

## THREE-BATTER MINIMUM

Beginning in 2020, the starting pitcher and any relief pitcher must pitch to a minimum of three batters, until the batters are retired or reach base, or until the half-inning is over. An exception exists if the substitute pitcher sustains injury or illness which, in the Crew Chief's judgment, incapacitates him from pitching. This rule was created in an effort to reduce the number of pitching changes and, in turn, cut down the average game time.



# HECTOR PEREZ

67 RHP



**Hector Antonio Perez Pinales**

BATS **RIGHT**

THROWS **RIGHT**

HEIGHT **6'3"**

WEIGHT **225**

OPENING DAY AGE **26**

MAJOR LEAGUE SERVICE **6 days**

BORN **6/6/96 in Santo Domingo, DR**

RESIDES **Distrito Nacional, DR**

SIGNING SCOUT : **Oz Ocampo/Roman Ocumarez/Leocadio Guevara (Astros)**

ACQUIRED **Selected from the Baltimore Orioles in the Triple-A phase of the 2022 Rule 5 Draft**

**2022** | Signed with the Orioles on May 10...pitched to a 3.51 ERA (33.1-IP, 13-ER) in 22 apps (1 start) across three levels of the Orioles system...made 7 apps for the Tigres del Licey in the Dominican Winter League, pitching to a 1.35 ERA (6.2-IP, 1-ER).

**2021** | Split the season between Double-A Chattanooga and Triple-A Louisville...made 33 apps and recorded 4 saves...made three scoreless apps for Licey in the Dominican Winter League.

**2020** | Made his major league debut on Sep 16 at NYY...recorded his first career strikeout against Aaron Hicks in his debut...made 3 apps for Licey in the Dominican Winter League.

**2019** | Ranked 8th in Eastern League with 117 SO...ranked among team leaders in strikeouts (2nd) and innings (121.1, 2nd).

**2018** | Acquired by the Blue Jays from the Astros on July 30 in a trade involving Roberto Osuna...made 27 minor league apps (18 starts) in the Astros and Blue Jays systems...went 3-5 with a 3.76 ERA (115.0-IP, 48-ER).

**2017** | Split the season between Class-A Quad Cities and Class-A Buies Creek...went 7-6 with a 3.44 ERA (107.1-IP, 41-ER) in 25 apps (17 starts).

**2016** | Split the season between Short-A Tri City and Quad Cities, going 4-1 with a 3.15 ERA (60-IP, 21-ER) in 14 apps (10 starts).

**2015** | Made his professional debut across three affiliates in the Astros organization...went 2-0 with a 1.64 ERA (55-IP, 10-ER) in 17 apps (10 starts).

## CAREER PITCHING

YEAR	CLUB	W	L	ERA	G	GS	CG	SHO	SV	IP	H	R	ER	HR	HB	BB-I	SO	WP	BK
2015	DSL Astros Blue	1	0	2.12	7	7	0	0	0	29.2	20	10	7	0	1	6-0	32	4	1
	GCL Astros	1	0	1.16	9	3	0	0	1	23.1	10	5	3	0	0	16-0	16	1	0
	Greenville	0	0	0.00	1	0	0	0	0	2.0	0	0	0	0	0	1-0	2	1	0
2016	Tri-City	2	0	1.57	7	3	0	0	0	28.2	19	5	5	0	0	12-0	36	5	0
	Quad Cities	2	1	4.60	7	7	0	0	0	31.1	28	20	16	1	0	22-1	44	5	0
2017	Quad Cities	1	1	2.50	4	3	0	0	0	18.0	9	5	5	2	0	11-0	24	2	0
	Buies Creek	6	5	3.63	21	14	0	2	89.1	69	49	36	6	6	67-0	104	12	0	
2018	Buies Creek	3	3	3.84	17	11	1	1	2	72.2	50	31	31	5	3	40-0	83	12	0
	Corpus Christi	0	1	3.24	4	2	0	0	0	16.2	12	6	6	0	0	8-0	18	3	0
	New Hampshire	0	1	3.86	6	5	0	0	0	25.2	17	12	11	1	2	16-0	32	1	0
2019	New Hampshire	7	6	4.60	26	24	0	0	0	121.1	130	65	62	9	4	67-0	117	15	2
2020	<b>Toronto</b>	<b>0</b>	<b>0</b>	<b>10.80</b>	<b>1</b>	<b>0</b>	<b>0</b>	<b>0</b>	<b>0</b>	<b>1.2</b>	<b>3</b>	<b>2</b>	<b>2</b>	<b>1</b>	<b>0</b>	<b>3-0</b>	<b>1</b>	<b>0</b>	<b>0</b>
2021	Louisville	0	0	8.44	8	0	0	0	0	10.2	10	10	10	2	2	11-0	10	2	0
	Chattanooga	0	1	5.27	25	0	0	0	4	27.1	23	16	16	0	1	36-0	38	4	0
2022	FCL Orioles	0	0	0.00	1	1	0	0	0	2.0	1	0	0	0	0	0-0	4	0	0
	Delmarva	1	0	2.55	9	0	0	0	0	17.2	9	5	5	1	0	14-0	25	1	0
	Bowie	0	3	5.27	12	0	0	0	3	13.2	13	8	8	3	3	5-0	19	3	0
<b>Minor League Totals</b>		<b>24</b>	<b>22</b>	<b>3.75</b>	<b>164</b>	<b>80</b>	<b>1</b>	<b>1</b>	<b>12</b>	<b>530.0</b>	<b>420</b>	<b>247</b>	<b>221</b>	<b>30</b>	<b>22</b>	<b>332-1</b>	<b>604</b>	<b>71</b>	<b>3</b>
<b>Major League Totals</b>		<b>0</b>	<b>0</b>	<b>10.80</b>	<b>1</b>	<b>0</b>	<b>0</b>	<b>0</b>	<b>0</b>	<b>1.2</b>	<b>3</b>	<b>2</b>	<b>2</b>	<b>1</b>	<b>0</b>	<b>3-0</b>	<b>1</b>	<b>0</b>	<b>0</b>





# TRISTAN PETERS

97

OF

**Tristan Dimitri Peters**
BATS **LEFT**THROWS **RIGHT**HEIGHT **6'0"**WEIGHT **200**OPENING DAY AGE **23**MAJOR LEAGUE SERVICE **None**BORN **2/29/00 in Winkler, CAN**RESIDES **Mesa, AZ**SIGNING SCOUT **Pete Vuckovich Jr. (Brewers)**ACQUIRED **From the San Francisco Giants in exchange for INF Brett Wisely, 11/15/22**

**2022** | Played 124 games in the Brewers and Giants systems...hit .279 (129-for-462) with 29 2B, 9 3B, 8 HR and 68 RBI...named the Midwest League Player of the Month for May, batting .319 (30-for-94) with 7 2B, 5 3B, 3 HR and 15 RBI...traded to the Giants on Aug 2 in exchange for Trevor Rosenthal and to the Rays on Nov 15 in exchange for Brett Wisely.

**2021** | Tied for 3rd on the ACL Brewers Blue with 2 3B and ranked 5th with 6 SB.

**PERSONAL** | Selected by the Brewers in the seventh round of the 2021 Amateur Draft out of Southern Illinois University...played at Chandler-Gilbert (Ariz.) Community College for two seasons before committing to Southern Illinois in 2021.

## CAREER BATTING

YEAR	CLUB	AVG	G	AB	R	H	2B	3B	HR	RBI	SH	SF	HB	BB-I	SO	SB	CS	GDP	OBP	SLG
2021	ACL Brewers Blue	.239	13	46	9	11	0	2	1	6	0	1	0	8-0	14	6	1	0	.345	.391
2022	Wisconsin	.306	90	330	61	101	22	8	7	51	0	6	2	45-0	61	13	6	2	.386	.485
	Richmond	.212	34	132	16	28	7	1	1	17	0	0	2	15-0	31	5	2	1	.302	.303
<b>Minor League Totals</b>		<b>.276</b>	<b>137</b>	<b>508</b>	<b>86</b>	<b>140</b>	<b>29</b>	<b>11</b>	<b>9</b>	<b>74</b>	<b>0</b>	<b>7</b>	<b>4</b>	<b>68-0</b>	<b>106</b>	<b>24</b>	<b>9</b>	<b>3</b>	<b>.361</b>	<b>.429</b>

### DID YOU KNOW?

## SHORTENED SEASONS

In modern baseball history (since 1900), there have been seven seasons shortened for a variety of reasons. Special thanks to the National Baseball Hall of Fame and Museum for the research assistance.


YEAR	SCHEDULE	CAUSE	OPENING DAY
1918	154 to ~127 G	World War I	April 15
1919	154 to 140 G	World War I, Spanish flu	April 19
1972	162 to ~155 G	Players' strike	April 15
1981	162 to ~107 G	Players' strike	April 8
1994	162 to ~114 G	Players' strike	April 3
1995	162 to 144 G	Players' strike	April 25
2020	162 to 60 G	COVID-19 pandemic	July 23



# JORDAN QSAR

99

OF



**Jordan Joseph Qsar** (kuh-ZAR)

BATS **LEFT**

THROWS **RIGHT**

HEIGHT **6'3"**

WEIGHT **215**

OPENING DAY AGE **27**

MAJOR LEAGUE SERVICE **None**

BORN **12/2/95 in El Cajon, CA**

RESIDES **El Cajon, CA**

SIGNING SCOUT **Greg Whitworth (Rays)**

ACQUIRED **Selected in the 25th round of the 2018 Amateur Draft**

**2022** | Had 12 2B, 6 3B, 13 HR and 41 RBI in 102 games between Double-A Montgomery and Triple-A Durham.

**2021** | Named to the South Atlantic League post-season All-Star Team...ranked among SAL leaders in walks (55, tied for 2nd), homers (3rd, 23), extra-base hits (46, 4th) and RBI (69, tied for 6th)...named to the Rays Organizational All-Star Team by MLB.com...played 7 games for the Scottsdale Scorpions in the Arizona Fall League.

**2020** | Was not part of the Rays 60-man player pool and did not play following the cancellation of the minor league season.

**2019** | Played 59 games with Class-A Bowling Green and ranked 5th on the team with 9 HR...hit .321/.465/.567 with 8 HR and 26 RBI in 40 games for the Perth Heat in the Australian Baseball League.

**2018** | Hit .289/.422/.573 (61-for-211) with 12 2B, 14 HR and 43 RBI in 62 games between Rookie-level Princeton and Short-A Hudson Valley...named to the Appalachian League postseason All-Star Team...named to the Rays Organizational All-Star Team by MLB.com and to *Baseball America's* Rookie All-Star Team.

**PERSONAL** | Selected out of Pepperdine Univ.

## CAREER BATTING

YEAR	CLUB	AVG	G	AB	R	H	2B	3B	HR	RBI	SH	SF	HB	BB-I	SO	SB	CS	GDP	OBP	SLG
2018	Princeton	.350	40	137	32	48	8	3	10	32	0	1	0	32-6	45	4	1	1	.471	.672
	Hudson Valley	.176	22	74	9	13	4	0	4	11	0	1	0	18-0	35	0	0	1	.333	.392
2019	Bowling Green	.209	59	196	32	41	8	3	9	28	0	0	1	36-0	93	5	2	1	.335	.418
2020		Did Not Play																		
2021	Bowling Green	.257	98	343	65	88	19	4	23	69	1	1	5	55-1	132	15	5	2	.366	.536
2022	Montgomery	.234	78	273	48	64	12	6	13	41	0	0	5	41-2	120	9	2	1	.345	.465
	Durham	.205	24	88	12	18	4	1	4	6	0	0	1	3-0	37	2	2	0	.239	.409
<b>Minor League Totals</b>		<b>.245</b>	<b>321</b>	<b>1111</b>	<b>198</b>	<b>272</b>	<b>55</b>	<b>17</b>	<b>63</b>	<b>187</b>	<b>1</b>	<b>3</b>	<b>12</b>	<b>185-9</b>	<b>462</b>	<b>35</b>	<b>12</b>	<b>6</b>	<b>.358</b>	<b>.495</b>







# EVAN REIFERT

86

RHP

**Evan Matthew Reifert** (RYE-furt)
BATS **RIGHT**THROWS **RIGHT**HEIGHT **6'4"**WEIGHT **210**OPENING DAY AGE **23**MAJOR LEAGUE SERVICE **None**BORN **5/14/99** in **Wilton, IA**RESIDES **Wilton, IA**SIGNING SCOUT **Riley Bandelow (Brewers)**ACQUIRED **From the Milwaukee Brewers in exchange for INF Mike Brosseau, 11/13/21**

**2022** | Split the season between three levels of the Rays system, going 7-2 with a 4.58 ERA (37.1-IP, 19-ER) in 31 apps...named the Arizona Fall League Reliever of the Year, throwing 11.2 scoreless innings in 8 apps while striking out 62.5 pct. (25 of 40) of his batters faced for the Mesa Solar Sox...also named to the AFL Rising Stars Game.

**2021** | Split the season between Class-A Carolina and Class-A Wisconsin, going 3-3 with a 2.10

ERA (60-IP, 14-ER) and 8 saves...acquired from the Brewers on Nov 11 in exchange for Mike Brosseau.

**PERSONAL** | Played two seasons at North Iowa Area Community College before transferring to the University of Central Missouri for the 2020 season...selected by the Rangers in the 30th round of the 2018 Amateur Draft out of North Iowa Area CC, but did not sign.

## CAREER PITCHING

YEAR	CLUB	W	L	ERA	G	GS	CG	SHO	SV	IP	H	R	ER	HR	HB	BB-I	SO	WP	BK
2021	Carolina	2	0	1.00	5	0	0	0	2	9.0	5	1	1	0	1	4-0	16	2	0
	Wisconsin	1	3	2.29	32	0	0	0	6	51.0	31	18	13	4	5	32-1	87	11	0
2022	Montgomery	0	0	21.60	5	0	0	0	0	3.1	4	8	8	0	5	7-0	5	1	0
	FCL Rays	1	0	0.00	6	0	0	0	0	7.0	2	0	0	0	1	2-0	14	2	0
	Bowling Green	6	2	3.67	20	0	0	0	2	27.0	19	13	11	2	3	11-0	43	1	0
<b>Minor League Totals</b>		<b>10</b>	<b>5</b>	<b>3.05</b>	<b>68</b>	<b>0</b>	<b>0</b>	<b>0</b>	<b>10</b>	<b>97.1</b>	<b>61</b>	<b>40</b>	<b>33</b>	<b>6</b>	<b>15</b>	<b>56-1</b>	<b>165</b>	<b>17</b>	<b>0</b>

### DID YOU KNOW?

## RAYS & MLB VISIT CUBA

On March 20-22, 2016, the Rays traveled to Havana, Cuba, after being selected via lottery to be the first Major League Baseball team to visit Cuba since the 1999 Orioles. The voyage coincided with the historic diplomatic visit of President Barack Obama, the first sitting U.S. President to visit Cuba since Calvin Coolidge in 1928. Among the 55,000 in attendance at Estadio Latinoamericano for the March 21 contest were many dignitaries, including President Obama and the First Lady, Cuban President Raúl Castro, Cuban-born stars Luis Tiant and José Cardenal, MLB Commissioner Rob Manfred, Derek Jeter and Joe Torre. The Rays defeated the Cuban National Team, 4-1.



# JOSH ROBERSON

87

RHP



**Joshua Miller Roberson**

BATS **RIGHT**

THROWS **RIGHT**

HEIGHT **6'3"**

WEIGHT **210**

OPENING DAY AGE **26**

MAJOR LEAGUE SERVICE **None**

BORN **5/12/96** in **Winston Salem, NC**

RESIDES **Troutman, NC**

SIGNING SCOUT **Blake Newsome (Marlins)**

ACQUIRED **From the Miami Marlins (as a player to be named, 5/14/22) in exchange for RH Louis Head, 11/14/21**

**2022** | Acquired from the Marlins on May 14 as the player to be named from the Nov 14, 2021 trade for Louis Head...made 35 apps (3 starts) across three teams in the Marlins and Rays systems.

**2021** | Made 30 apps (3 starts) across four affiliates in the Marlins system.

**2020** | Was not part of the Marlins 60-man player pool and did not play following the cancellation of the minor league season.

**2019** | Made 14 starts between the GCL Marlins and Class-A Clinton, going 4-4 with a 2.14 ERA (63-IP, 15-ER).

**2018** | Went 6-4 with a 1.30 ERA (48.1-IP, 7-ER) in 13 apps (10 starts) between the GCL Marlins and Short-A Batavia.

**PERSONAL** | Selected by the Marlins in the 12th round of the 2017 Amateur Draft out of the University of North Carolina at Wilmington.

## CAREER PITCHING

YEAR	CLUB	W	L	ERA	G	GS	CG	SHO	SV	IP	H	R	ER	HR	HB	BB-I	SO	WP	BK	
2018	GCL Marlins	5	3	1.06	11	8	0	0	0	42.1	28	8	5	0	1	12-0	31	4	0	
	Batavia	1	1	3.00	2	2	0	0	0	6.0	7	5	2	0	0	0-0	3	2	0	
2019	Clinton	4	4	2.25	11	11	0	0	0	56.0	48	19	14	3	4	18-0	54	7	0	
	GCL Marlins	0	0	1.29	3	3	0	0	0	7.0	5	1	1	0	2	5-0	9	1	0	
2020		Did Not Pitch																		
2021	Jupiter	0	0	6.00	4	2	0	0	0	6.0	3	4	4	0	2	4-0	8	1	0	
	Beloit	2	0	3.48	5	0	0	0	0	10.1	8	4	4	1	0	4-0	14	1	0	
	Pensacola	1	1	8.10	20	0	0	0	1	26.2	30	25	24	5	2	19-0	39	6	1	
	FCL Marlins	0	0	0.00	1	1	0	0	0	2.0	3	0	0	0	0	0-0	3	0	0	
2022	Jupiter	1	1	11.25	4	1	0	0	1	4.0	6	6	5	0	0	6-0	8	2	0	
	Pensacola	0	1	0.00	3	0	0	0	0	2.2	4	4	0	0	0	2-0	2	0	0	
	Montgomery	2	6	7.26	28	2	0	0	2	31.0	35	30	25	4	0	23-1	37	3	1	
<b>Minor League Totals</b>		<b>16</b>	<b>17</b>	<b>3.90</b>	<b>92</b>	<b>30</b>	<b>0</b>	<b>0</b>	<b>4</b>	<b>194.0</b>	<b>177</b>	<b>106</b>	<b>84</b>	<b>13</b>	<b>11</b>	<b>93-1</b>	<b>208</b>	<b>27</b>	<b>2</b>	



# DANIEL ROBERTSON

26

INF



## Daniel Ray Robertson

BATS **RIGHT**THROWS **RIGHT**HEIGHT **5'11"**WEIGHT **210**OPENING DAY AGE **29**MAJOR LEAGUE SERVICE **3 years, 133 days**BORN **3/22/94 in Upland, CA**RESIDES **San Clemente, CA**SIGNING SCOUT **Eric Martins (Athletics)**ACQUIRED **Signed as a free agent, 2/11/23**

**2022** | Limited to 67 games in the Twins and Phillies systems due to two stints on the injured list...began the season in the Twins organization and was traded to the Phillies on June 19 for cash.

**2021** | Signed with the Brewers on Jan 21 and played 78 games between the majors (50 games) and Triple-A Nashville (28 games)...made his fifth consecutive Opening Day roster, following 2017-20 with the Rays.

**2020** | Made the Rays Opening Day roster, but did not appear in a game despite two stints...designated for assignment on Aug 18 and traded to the Giants on Aug 23 in exchange for cash considerations...hit .333 (7-for-21) in 13 games with the Giants.

**2019** | Played 74 games across three stints with the Rays...was on the 10-day IL from June 21-July 29 with right knee inflammation...played 29 games for Triple-A Durham, batting .260 (27-for-104).

**2018** | Hit grand slams on May 19 at LAA (Andrew Heaney) and July 22 vs. MIA (Kyle Barraclough), the latter of which remains the only walk-off grand slam in club history...had two stints on the injured list: June 11-21 (strained left hamstring) and Aug 4 through season's end (sprained left thumb)...made his first career pitching app during a 10-3 loss on April 7 at BOS, tossing a perfect 8th inning.

**2017** | Made his major league debut on April 4 vs. NYY...had his first career hit off Francisco Liriano on April 7 vs. TOR...hit his first career homer off Warwick Saupold on April 20 vs. DET.

**2016** | Spent the season with Triple-A Durham and ranked among team leaders in hits (113, 1st), triples (3, tied for 2nd), runs (50, 3rd) and doubles (21, 4th).

**2015** | Named a Rays Organizational All-Star by MLB.com after hitting .270 (83-for-307) with 20 2B, 4 HR and 41 RBI in 82 games between Montgomery and the GCL Rays...named to the Arizona Fall League Rising Stars Game for a second consecutive year after playing 22 games for the Mesa Solar Sox...acquired from the Athletics following the season in a five-player trade involving Ben Zobrist.

**2014** | Ranked among California League leaders in hits (170, 1st), doubles (37, tied for 1st) and runs (110, 2nd)...named to the Athletics Organizational All-Star Team by MLB.com...hit .301 (22-for-73) with 12 RBI in 20 games with Mesa in the Arizona Fall League.

**2013** | Named to the Athletics Organizational All-Star Team by MLB.com.

**PERSONAL** | Selected by the Athletics in the supplemental first round (34th overall) of the 2012 Amateur Draft out of the Upland (Calif.) High School...committed to UCLA before signing with the Athletics.



## CAREER BATTING

YEAR	CLUB	AVG	G	AB	R	H	2B	3B	HR	RBI	SH	SF	HB	BB-I	SO	SB	CS	GDP	OBP	SLG
2012	AZL Athletics	.297	29	101	25	30	10	2	4	22	1	4	5	16-0	15	2	0	3	.405	.554
	Vermont	.181	26	94	9	17	2	0	1	8	3	0	0	7-0	31	1	1	3	.238	.234
2013	Beloit	.277	101	401	59	111	21	1	9	46	0	2	7	41-0	79	1	7	10	.353	.401
2014	Stockton	.310	132	548	110	170	37	3	15	60	1	5	16	72-1	94	4	4	10	.402	.471
2015	Montgomery	.274	78	299	49	82	20	5	4	41	0	4	11	33-0	58	2	3	7	.363	.415
	GCL Rays	.125	4	8	2	1	0	0	0	0	0	0	0	1-0	2	1	0	0	.417	.125
2016	Durham	.259	118	436	50	113	21	3	5	43	2	4	11	58-0	100	2	1	9	.358	.356
2017	<b>Tampa Bay</b>	<b>.206</b>	<b>75</b>	<b>218</b>	<b>22</b>	<b>45</b>	<b>7</b>	<b>2</b>	<b>5</b>	<b>19</b>	<b>1</b>	<b>2</b>	<b>4</b>	<b>29-0</b>	<b>73</b>	<b>1</b>	<b>1</b>	<b>5</b>	<b>.308</b>	<b>.326</b>
	Charlotte	.556	4	9	3	5	1	0	1	3	0	0	1	1-1	1	0	0	0	.636	1.000
	Durham	.372	11	43	7	16	2	0	1	1	0	0	1	3-0	7	0	1	2	.426	.488
2018	<b>Tampa Bay</b>	<b>.262</b>	<b>87</b>	<b>282</b>	<b>46</b>	<b>74</b>	<b>16</b>	<b>0</b>	<b>9</b>	<b>34</b>	<b>0</b>	<b>2</b>	<b>13</b>	<b>43-0</b>	<b>77</b>	<b>2</b>	<b>2</b>	<b>7</b>	<b>.382</b>	<b>.415</b>
	Charlotte	.500	1	2	0	1	0	0	0	0	0	0	1	0-0	0	0	0	0	.667	.500
2019	<b>Tampa Bay</b>	<b>.213</b>	<b>74</b>	<b>207</b>	<b>23</b>	<b>44</b>	<b>9</b>	<b>1</b>	<b>2</b>	<b>19</b>	<b>0</b>	<b>0</b>	<b>6</b>	<b>24-0</b>	<b>59</b>	<b>2</b>	<b>2</b>	<b>10</b>	<b>.312</b>	<b>.295</b>
	Charlotte	.222	3	9	0	2	1	0	0	2	0	0	1	1-0	3	0	0	0	.364	.333
	Durham	.260	28	104	11	27	1	0	2	9	0	0	3	16-0	25	1	0	6	.374	.327
2020	<b>San Francisco</b>	<b>.333</b>	<b>13</b>	<b>21</b>	<b>4</b>	<b>7</b>	<b>0</b>	<b>0</b>	<b>0</b>	<b>2</b>	<b>0</b>	<b>0</b>	<b>0</b>	<b>3-0</b>	<b>6</b>	<b>0</b>	<b>0</b>	<b>0</b>	<b>.417</b>	<b>.333</b>
2021	<b>Milwaukee</b>	<b>.164</b>	<b>50</b>	<b>73</b>	<b>10</b>	<b>12</b>	<b>2</b>	<b>0</b>	<b>2</b>	<b>4</b>	<b>1</b>	<b>1</b>	<b>3</b>	<b>12-1</b>	<b>28</b>	<b>0</b>	<b>0</b>	<b>1</b>	<b>.303</b>	<b>.274</b>
	Nashville	.115	28	78	6	9	3	0	0	3	0	0	0	10-0	25	0	0	3	.216	.154
2022	St. Paul	.183	17	60	8	11	2	0	1	10	0	0	1	7-0	13	0	0	4	.279	.267
	FCL Twins	.318	7	22	7	7	3	0	2	9	0	0	0	5-0	3	0	1	0	.444	.727
	Lehigh Valley	.220	41	141	23	31	11	0	5	16	0	1	3	16-0	40	0	1	3	.311	.404
	FCL Phillies	.200	2	5	1	1	0	0	0	0	0	0	1	1-0	2	0	0	0	.429	.200
<b>Minor League Totals</b>		<b>.269</b>	<b>630</b>	<b>2360</b>	<b>370</b>	<b>634</b>	<b>135</b>	<b>14</b>	<b>50</b>	<b>273</b>	<b>7</b>	<b>20</b>	<b>63</b>	<b>290-2</b>	<b>498</b>	<b>14</b>	<b>19</b>	<b>60</b>	<b>.361</b>	<b>.401</b>
<b>Major League Totals</b>		<b>.227</b>	<b>299</b>	<b>801</b>	<b>105</b>	<b>182</b>	<b>34</b>	<b>3</b>	<b>18</b>	<b>78</b>	<b>2</b>	<b>5</b>	<b>26</b>	<b>111-1</b>	<b>243</b>	<b>5</b>	<b>5</b>	<b>23</b>	<b>.338</b>	<b>.345</b>



WILL VRAGOVIC / TAMPA BAY RAYS



# ELVIN RODRÍGUEZ

Elvin Miguel Rodríguez Batista

88 RHP



BATS **RIGHT**

THROWS **RIGHT**

HEIGHT **6'3"**

WEIGHT **195**

OPENING DAY AGE **24**

MAJOR LEAGUE SERVICE **31 days**

BORN **3/31/98 in San Cristobal, DR**

RESIDES **Bani, DR**

SIGNING SCOUT **Domingo Garcia and Alfredo Ulloa (Angels)**

ACQUIRED **Signed as a free agent, 1/11/23**

**2022** | Made his major league debut on April 10 vs. CHW...recorded his first career strikeout against Adam Engel in his debut...made 7 apps (5 starts) over four stints with the Tigers...went 6-4 with a 4.98 ERA (99.1-IP, 55-ER) in 23 apps (21 starts) for Triple-A Toledo...pitched to a 3.32 ERA (19-IP, 7-ER) in 6 starts for the Tigres del Lincey in the Dominican Winter League.

**2021** | Made 19 apps (18 starts) between Double-A Erie and Toledo...made 2 apps (1 start) for Lincey in the Dominican Winter League.

**2020** | Was not part of the Tigers 60-man player pool and did not play following the cancellation of the minor league season.

**2019** | Ranked among Tigers minor leaguers in wins (11, tied for 1st), innings (133.2, tied for 2nd) and strikeouts (112, 8th).

**2018** | Ranked among Tigers minor leaguers in innings (124, 6th), wins (8, tied for 7th) and strikeouts (109, 9th).

**2017** | Went 5-3 with a 2.91 ERA (68-IP, 22-ER) in 14 starts between Rookie-level Orem and Class-A Burlington...named the Pioneer League Pitcher of Year, going 5-1 with a 2.50 ERA (54-IP, 15-ER) in 11 starts...also named to the Pioneer League midseason and postseason All-Star teams.

**2016** | Made 14 apps (11 starts) between the DSL Angels and the AZL Angels, going went 4-2 with a 1.52 ERA (58.2-IP, 10-ER).

**2015** | Debuted with the DSL Angels, making 12 apps (11 starts).

## CAREER PITCHING

YEAR	CLUB	W	L	ERA	G	GS	CG	SHO	SV	IP	H	R	ER	HR	HB	BB-I	SO	WP	BK
2015	DSL Angels	0	6	4.59	12	11	0	0	0	51.0	48	29	26	4	9	19-0	36	2	0
2016	DSL Angels	2	0	1.50	7	6	0	0	0	30.0	14	5	5	2	0	8-0	34	0	0
	AZL Angels	2	2	1.57	7	5	0	0	2	28.2	18	6	5	1	1	6-0	23	2	0
2017	Orem	5	1	2.50	11	11	0	0	0	54.0	45	18	15	5	6	11-0	49	1	0
	Burlington	0	2	4.50	3	3	0	0	0	14.0	20	9	7	2	1	3-0	12	4	0
2018	West Michigan	8	7	3.34	21	21	0	0	0	113.1	108	49	42	9	6	32-0	109	3	4
2019	Lakeland	11	9	3.77	24	23	1	0	0	133.2	113	60	56	12	12	44-0	112	9	1
2020										Did Not Pitch									
2021	Erie	4	6	5.83	18	18	0	0	0	75.2	69	52	49	18	8	29-0	80	5	0
	Toledo	0	0	0.00	1	0	0	0	0	2.0	1	0	0	0	0	0-0	3	2	0
2022	Detroit	0	4	10.62	7	5	0	0	0	29.2	42	35	35	12	1	15-1	25	1	0
	Toledo	6	4	4.98	23	21	0	0	0	99.1	115	58	55	17	4	36-0	91	4	3
<b>Minor League Totals</b>		<b>38</b>	<b>37</b>	<b>3.89</b>	<b>127</b>	<b>119</b>	<b>1</b>	<b>0</b>	<b>2</b>	<b>601.2</b>	<b>551</b>	<b>286</b>	<b>260</b>	<b>70</b>	<b>47</b>	<b>188-0</b>	<b>549</b>	<b>32</b>	<b>9</b>
<b>Major League Totals</b>		<b>0</b>	<b>4</b>	<b>10.62</b>	<b>7</b>	<b>5</b>	<b>0</b>	<b>0</b>	<b>0</b>	<b>29.2</b>	<b>42</b>	<b>35</b>	<b>35</b>	<b>12</b>	<b>1</b>	<b>15-1</b>	<b>25</b>	<b>1</b>	<b>0</b>



# JAIME SCHULTZ

52

RHP



**Jaime Matthew Schultz** (JAY-mee)

BATS **RIGHT**

THROWS **RIGHT**

HEIGHT **5'10"**

WEIGHT **200**

OPENING DAY AGE **31**

MAJOR LEAGUE SERVICE **76 days**

BORN **6/20/91 in Albany, NY**

RESIDES **Raleigh, NC**

SIGNING SCOUT **Brian Hickman (Rays)**

ACQUIRED **Signed as a free agent, 1/20/23**

**2022** | Remained unsigned for the entire season while recovering from Tommy John surgery.

**2021** | Limited to 5 apps (1 start) for Triple-A Tacoma...placed on the 7-day IL on May 22 and did not pitch for the remainder of the season.

**2020** | Was not part of the Athletics 60-man player pool and did not play following the cancellation of the minor league season.

**2019** | Made 4 apps for the Dodgers and 47 apps (1 start) for Triple-A Oklahoma City.

**2018** | Made 22 apps (1 start) in three stints with the Rays, including striking out the side in the 7th inning of his major league debut on May 29 at OAK...made 32 apps (1 start) for Triple-A Durham.

**2017** | Limited to 13 apps with Durham after suffering a right groin injury in his first outing of the season...made 3 apps (1 start) with the GCL Rays and was reinstated from the injured list on July 18...made 3 apps for Class-A Charlotte before being transferred back to Durham.

**2016** | Spent the entire season with Durham, making 27 starts...his 163 SO led Triple-A pitchers and

ranked 3rd in the minors...led Rays minor leaguers in strikeouts for a second consecutive year.

**2015** | Made 27 starts for Double-A Montgomery...his 168 SO tied for 2nd in the minors and led the Southern League...ranked among SL leaders in opp avg. (.218, 1st), starts (27, tied for 1st) and ERA (3.67, 9th)...named to the SL midseason All-Star Team.

**2014** | Combined for only 14 starts between Class-A Bowling Green and Charlotte due to a pair of stints on the injured list...made 7 starts for the Peoria Javelinas in the Arizona Fall League.


**2013** | Made his pro debut with Short-A Hudson Valley and tied for the team lead with 55 SO.

**PERSONAL** | Selected by the Rays in the 14th round of the 2013 Amateur Draft out of High Point (N.C.) University...missed the 2011 season while recovering from Tommy John surgery...while red-shirting, found unique ways to stay involved with the team including dressing up and dancing as the team mascot, Prowler, for promo videos...threw four no-hitters at Maple Hill (N.Y.) High School.

## CAREER PITCHING

YEAR	CLUB	W	L	ERA	G	GS	CG	SHO	SV	IP	H	R	ER	HR	HB	BB-I	SO	WP	BK	
2013	Hudson Valley	1	2	3.05	17	10	0	0	0	44.1	32	17	15	3	4	29-0	55	6	0	
2014	Bowling Green	2	1	1.95	9	9	0	0	0	37.0	27	9	8	2	1	14-0	58	5	0	
	Charlotte	2	0	3.13	5	5	0	0	0	23.0	19	9	8	0	2	15-0	21	2	0	
2015	Montgomery	9	5	3.67	27	27	0	0	0	135.0	105	58	55	11	9	90-0	168	10	0	
2016	Durham	5	7	3.58	27	27	0	0	0	130.2	113	57	52	12	1	68-0	163	7	0	
2017	Durham	1	0	3.86	13	0	0	0	0	11.2	10	5	5	1	1	4-0	21	1	1	
	GCL Rays	0	0	0.00	3	1	0	0	0	3.2	3	1	0	0	0	0-0	4	0	1	
	Charlotte	0	1	6.23	3	0	0	0	1	4.1	4	3	3	1	0	2-1	7	0	0	
2018	Durham	2	1	5.75	32	1	0	0	3	36.0	44	27	23	5	0	23-1	58	2	2	
	<b>Tampa Bay</b>	<b>2</b>	<b>2</b>	<b>5.64</b>	<b>22</b>	<b>1</b>	<b>0</b>	<b>0</b>	<b>0</b>	<b>30.1</b>	<b>18</b>	<b>19</b>	<b>19</b>	<b>6</b>	<b>3</b>	<b>17-0</b>	<b>35</b>	<b>1</b>	<b>0</b>	
2019	Oklahoma City	2	3	5.85	47	1	0	0	4	47.2	52	38	31	3	2	27-1	62	4	0	
	<b>Los Angeles-NL</b>	<b>0</b>	<b>0</b>	<b>7.20</b>	<b>4</b>	<b>0</b>	<b>0</b>	<b>0</b>	<b>0</b>	<b>5.0</b>	<b>6</b>	<b>4</b>	<b>4</b>	<b>1</b>	<b>0</b>	<b>3-0</b>	<b>3</b>	<b>0</b>	<b>0</b>	
2020										Did Not Pitch										
2021	Tacoma	2	2	15.00	5	1	0	0	0	6.0	7	11	10	2	1	11-1	8	1	0	
2022										Injured-Did Not Pitch										
<b>Minor League Totals</b>		<b>26</b>	<b>22</b>	<b>3.94</b>	<b>188</b>	<b>82</b>	<b>0</b>	<b>0</b>	<b>0</b>	<b>8</b>	<b>479.1</b>	<b>416</b>	<b>235</b>	<b>210</b>	<b>40</b>	<b>21</b>	<b>283-4</b>	<b>625</b>	<b>38</b>	<b>4</b>
<b>Major League Totals</b>		<b>2</b>	<b>2</b>	<b>5.86</b>	<b>26</b>	<b>1</b>	<b>0</b>	<b>0</b>	<b>0</b>	<b>35.1</b>	<b>24</b>	<b>23</b>	<b>23</b>	<b>7</b>	<b>3</b>	<b>20-0</b>	<b>38</b>	<b>1</b>	<b>0</b>	





# AUSTIN SHENTON

93

INF

## Austin Shenton

BATS **LEFT**THROWS **RIGHT**HEIGHT **6'0"**WEIGHT **210**OPENING DAY AGE **25**MAJOR LEAGUE SERVICE **None**BORN **1/22/98 in Spokane, WA**RESIDES **Bellingham, WA**SIGNING SCOUT **Dan Rovetto (Mariners)**ACQUIRED **From the Seattle Mariners along with RH JT Chargois in exchange for RH Diego Castillo, 7/29/21**

**2022** | Placed on the 7-day IL with a hip injury on June 28 and missed the remainder of the season... ranked by *Baseball America* as the No. 29 prospect in the Rays system following the season.

**2021** | Hit .295/.398/.549 (93-for-315) with 14 HR and 70 RBI in 80 games between the Mariners and Rays organizations...at the time of his July 16 promotion from Class-A Everett to Double-A Arkansas, led High-A West with 55 runs, 24 2B, 38 XBH, 53 RBI, a .576 SLG and .994 OPS...acquired from the Mariners on July 29 in the trade involving Diego Castillo...between the two organizations,

made starts at third base (56), first base (16), designated hitter (5) and second base (3)...ranked by *Baseball America* as the No. 19 prospect in the Rays system following the season.

**PERSONAL** | Selected by the Mariners in the fifth round of the 2019 Amateur Draft out of Florida International University, where he played for two seasons after transferring from Bellevue (Wash.) Community College...previously selected by Cleveland in the 34th round of the 2016 Amateur Draft out of Bellingham (Wash.) High School.

## CAREER BATTING

YEAR	CLUB	AVG	G	AB	R	H	2B	3B	HR	RBI	SH	SF	HB	BB-I	SO	SB	CS	GDP	OBP	SLG	
2019	Everett	.367	21	79	16	29	10	1	2	16	0	1	4	8-0	15	0	0	1	.446	.595	
	West Virginia	.252	32	119	13	30	7	1	5	20	0	1	3	11-1	29	0	0	1	.328	.454	
2020	Did Not Play																				
2021	Everett	.295	57	224	55	66	24	3	11	53	0	1	7	41-0	62	1	0	4	.418	.576	
	Arkansas	.326	10	43	6	14	5	0	1	8	0	0	1	4-0	10	0	0	0	.396	.512	
	Montgomery	.271	13	48	5	13	3	0	2	9	0	1	0	2-0	15	0	0	1	.294	.458	
2022	Montgomery	.236	52	195	28	46	9	1	8	29	0	2	3	28-0	70	0	0	7	.338	.415	
<b>Minor League Totals</b>		<b>.280</b>	<b>185</b>	<b>708</b>	<b>123</b>	<b>198</b>	<b>58</b>	<b>6</b>	<b>29</b>	<b>135</b>	<b>0</b>	<b>6</b>	<b>18</b>	<b>94-1</b>	<b>201</b>	<b>1</b>	<b>0</b>	<b>14</b>	<b>.375</b>	<b>.501</b>	



# RONNY SIMON

**77****INF****Ronny Oliver Simon Mateo** (SIGH-muhn)BATS **SWITCH**THROWS **RIGHT**HEIGHT **5'9"**WEIGHT **175**OPENING DAY AGE **22**MAJOR LEAGUE SERVICE **None**BORN **4/17/00** in **La Romana, DR**RESIDES **La Romana, DR**SIGNING SCOUT **Mario Encarnacion/Gian Guzman/Jose Serra (White Sox)**ACQUIRED **From the Arizona Diamondbacks in exchange for 1B/OF Jordan Luplow, 11/26/21**

**2022** | Hit .260/.303/.479 (113-for-434) with 19 2B, 22 HR and 76 RBI in 109 games between Class-A Bowling Green and Double-A Montgomery... ranked among Rays minor leaguers in homers (tied for 3rd), steals (34, 4th), runs (82, 4th), triples (tied for 6th), total bases (208, 7th) and extra-base hits (46, tied for 8th)...hit .325/.402/.550 (26-for-80) with 4 2B, 4 HR and 24 RBI in 21 games for the Mesa Solar Sox in the Arizona Fall League...named to the AFL Rising Stars Game...played 9 games for the Toros del Este in the Dominican Winter League for a second consecutive year.

**2021** | Split the season between Class-A Visalia and Class-A Hillsboro...hit .245/.329/.454 (94-for-383)

with 23 2B, 3 3B, 17 HR and 63 RBI in 97 games... named to the Diamondbacks Organizational All-Star Team by MLB.com...acquired by the Rays from the Diamondbacks on Nov 26 in exchange for Jordan Luplow.

**2020** | Was not part of the Cubs 60-man player pool and did not play following the cancellation of the minor league season...acquired by the Diamondbacks on Nov 5 as the player to be named in the Aug 31 trade for Andrew Chafin.

**2019** | Ranked among Dominican Summer League leaders in triples (9, tied for 2nd), slugging pct. (.571, 3rd) and OPS (.982, 7th).

## CAREER BATTING

YEAR	CLUB	AVG	G	AB	R	H	2B	3B	HR	RBI	SH	SF	HB	BB-I	SO	SB	CS	GDP	OBP	SLG
2018	DSL Cubs 2	.185	25	65	12	12	5	0	0	5	1	2	4	10-0	15	5	3	1	.321	.262
2019	DSL Cubs 2	.333	54	168	31	56	13	9	3	28	4	1	2	21-0	25	14	8	0	.411	.571
2020																				
2021	Visalia	.249	77	301	44	75	17	3	15	52	2	2	1	43-0	81	13	3	2	.343	.475
	Hillsboro	.232	20	82	8	19	6	0	2	11	0	1	2	3-0	20	6	1	1	.273	.378
2022	Bowling Green	.255	70	290	57	74	11	3	15	51	1	4	2	17-0	74	22	6	2	.297	.469
	Montgomery	.271	39	144	25	39	8	2	7	25	0	4	0	11-0	25	12	2	4	.314	.500
	<b>Minor League Totals</b>	<b>.262</b>	<b>285</b>	<b>1050</b>	<b>177</b>	<b>275</b>	<b>60</b>	<b>17</b>	<b>42</b>	<b>172</b>	<b>8</b>	<b>14</b>	<b>11</b>	<b>105-0</b>	<b>240</b>	<b>72</b>	<b>23</b>	<b>10</b>	<b>.331</b>	<b>.471</b>





# GRAHAM SPRAKER

96 RHP



Graham Fuller Spraker (SPRAY-ker)

BATS <b>RIGHT</b>	THROWS <b>RIGHT</b>	HEIGHT <b>6'2"</b>	WEIGHT <b>190</b>
-------------------	---------------------	--------------------	-------------------

OPENING DAY AGE **28** MAJOR LEAGUE SERVICE **None**

BORN **3/19/95 in Green Bay, WI** RESIDES **Phoenix, AZ**

SIGNING SCOUT **Jeff Johnson (Blue Jays)**

ACQUIRED **Signed as a free agent, 2/1/23**

**2022** | Made 29 apps (3 starts) for Triple-A Buffalo... had a 2.70 ERA (16.2-IP, 5-ER) through his first 12 apps from April 5–May 15 and a 6.53 ERA (20.2-IP, 15-ER) in 17 apps (3 starts) after that.

**2021** | Went 2-1 with a 2.62 ERA (44.2-IP, 13-ER) in 31 apps between Double-A New Hampshire and Buffalo...named Arizona Fall League Reliever of the Year and to the AFL Rising Stars Game...made 11 scoreless apps (11.1 IP) for the Mesa Solar Sox.

**2020** | Was not part of the Blue Jays 60-man player pool and did not play following the cancellation of the minor league season.

**2019** | Split the season between Class-A Dunedin and Buffalo...went 7-5 with a 2.84 ERA (114-IP,

36-ER) in 25 apps (17 starts)...named to the Florida State League midseason All-Star Team...made 8 apps for the Scottsdale Scorpions in the AFL.

**2018** | Went 4-3 with a 3.26 ERA (91-IP, 33-ER) in 18 apps (15 starts) for Class-A Lansing...made two rehab apps for the GCL Blue Jays while on the 7-day IL from May 18–July 9.

**2017** | Pitched to a 1.62 ERA (33.1-IP, 6-ER) in his professional debut for Rookie-level Bluefield.

**PERSONAL** | Will pitch for Team Great Britain in the 2023 World Baseball Classic...selected by the Blue Jays in the 31st round of the 2017 Amateur Draft out of Quincy (Ill.) University.

## CAREER PITCHING

YEAR	CLUB	W	L	ERA	G	GS	CG	SHO	SV	IP	H	R	ER	HR	HB	BB-I	SO	WP	BK
2017	Bluefield	1	1	1.62	19	0	0	0	7	33.1	20	8	6	0	0	6-0	39	2	0
2018	Lansing	4	3	3.26	18	15	0	0	1	91.0	83	37	33	8	5	26-0	66	2	0
	GCL Blue Jays	0	1	4.15	2	2	0	0	0	4.1	6	3	2	0	0	1-0	3	1	0
2019	Dunedin	7	5	2.90	24	16	1	0	1	108.2	99	37	35	6	10	28-0	74	5	1
	Buffalo	0	0	1.69	1	1	0	0	0	5.1	3	1	1	0	0	2-0	5	0	0
2020										Did Not Pitch									
2021	New Hampshire	2	1	2.74	30	0	0	0	2	42.2	29	14	13	5	2	23-0	62	3	0
	Buffalo	0	0	0.00	1	0	0	0	0	2.0	2	0	0	0	0	0-0	3	0	0
2022	Buffalo	1	4	4.82	29	3	0	0	0	37.1	28	24	20	6	1	25-0	44	4	0
<b>Minor League Totals</b>		<b>15</b>	<b>15</b>	<b>3.05</b>	<b>124</b>	<b>37</b>	<b>1</b>	<b>0</b>	<b>11</b>	<b>324.2</b>	<b>270</b>	<b>124</b>	<b>110</b>	<b>25</b>	<b>18</b>	<b>111-0</b>	<b>296</b>	<b>17</b>	<b>1</b>



# GRANT WITHERSPOON

75 OF



## Grant Lee Witherspoon

BATS **LEFT**

THROWS **LEFT**

HEIGHT **6'3"**

WEIGHT **215**

OPENING DAY AGE **26**

MAJOR LEAGUE SERVICE **None**

BORN **9/27/96** in **Littleton, CO**

RESIDES **Lakewood, CO**

SIGNING SCOUT **Rickey Drexler (Rays)**

ACQUIRED **Selected in the fourth round of the 2018 Amateur Draft**

**2022** | Hit .266 (111-for-418) in 115 games between Double-A Montgomery and Triple-A Durham.

**2021** | Led Class-A Bowling Green in RBI (70), hits (104), doubles (20) and total bases (194)...also ranked among team leaders in runs (65, tied for 1st), homers (22, tied for 2nd) and walks (38, 3rd).

**2020** | Was not part of the Rays 60-man player pool and did not play following the cancellation of the minor league season...hit .333/.402/.653 (24-for-72) with 9 2B, 4 HR and 20 RBI in 21 games for the Perth Heat in the Australian Baseball League.

**2019** | Named to the Midwest League midseason All-Star Team...led Bowling Green with 39 XBH and 22 SB and ranked among team leaders in homers (10, 2nd), RBI (54, 2nd), doubles (24, 2nd), hits (2nd, 109), runs (71, 2nd) and walks (44, 3rd).

**2018** | Tied for 2nd on Rookie-level Princeton with 8 SB and ranked 3rd with 3 3B.

**PERSONAL** | Selected out of Tulane University.

## CAREER BATTING

YEAR	CLUB	AVG	G	AB	R	H	2B	3B	HR	RBI	SH	SF	HB	BB-I	SO	SB	CS	GDP	OBP	SLG
2018	Princeton	.245	56	212	33	52	8	3	5	31	1	1	3	18-0	59	8	1	4	.312	.382
2019	Bowling Green	.248	119	440	71	109	24	5	10	54	0	4	2	44-1	101	22	6	7	.316	.393
2020														Did Not Play						
2021	Bowling Green	.269	99	386	65	104	20	2	22	70	0	5	0	38-1	109	13	6	5	.331	.503
2022	Montgomery	.294	49	194	29	57	11	3	7	33	0	1	2	14-0	47	10	4	5	.346	.490
	Durham	.241	66	224	33	54	14	1	10	28	0	1	3	31-1	65	5	2	4	.340	.446
<b>Minor League Totals</b>		<b>.258</b>	<b>389</b>	<b>1456</b>	<b>231</b>	<b>376</b>	<b>77</b>	<b>14</b>	<b>54</b>	<b>216</b>	<b>1</b>	<b>12</b>	<b>10</b>	<b>145-3</b>	<b>381</b>	<b>58</b>	<b>19</b>	<b>25</b>	<b>.327</b>	<b>.442</b>


### DID YOU KNOW?

## RAYS TO HOMER FROM BOTH SIDES OF THE PLATE

PLAYER	GAME	AS LH BATTER / RH BATTER
Geoff Blum	5/4/04 at TEX	Chan Ho Park / Erasmo Ramirez
Willy Aybar	8/3/09 vs. KC	Zack Greinke / Ron Mahay
Ben Zobrist	4/13/14 at CIN	Nick Christiani / Tony Cingrani



# RECORDS & HISTORY



CHRIS COVATTA / ALLSPORT



# TEAM RECORDS

## GENERAL

### Most Wins, Season

100 2021

### Most Losses, Season

106 2002

### Most Home Wins, Season

57 2008

### Most Home Losses, Season

51 2002

### Most Road Wins, Season

48 2019, 2021

### Most Road Losses, Season

61 2006

### Most Wins, Before All-Star Break

55 2008, 2013

### Most Wins, After All-Star Break

47 2021

### Highest Winning Pct.

.667 (40-20) 2020

### Most Series Victories

34 2008

### Most Series Sweeps

14 2021

### Most Home Series Sweeps

9 2018

### Most Road Series Sweeps

7 2021

### Most Days in First Place

113 2008

### Most Games Over .500

39 (100-61) 10/2/21

### Most Walk-Off Wins

13 2011, 2013

### Most Wins, Month

22 May 2021

21 Aug 2021

Aug 2020

July 2013

Aug 2008

### Longest Win Streak

12 6/9/04-6/22/04

11 5/13/21-5/24/21

9 8/21/21-8/31/21

7/12/14-7/26/14

### Longest Home Win Streak

12 8/9/18-9/10/18

11 4/22/08-5/13/08

10 4/21/12-5/4/12

9 6/29/13-7/11/13

6/24/09-7/10/09

### Longest Road Win Streak

9 5/9/21-5/31/21

8/15/20-8/31/20

7/28/19-8/13/19

8 4/19/22-5/7/22

7/4/14-7/23/14

4/23/11-5/8/11

9/27/09-4/19/10

7 8/24/21-9/7/21

6/15/04-6/22/04

### Longest Loss Streak

15 4/25/02-5/10/02

12 8/27/04-9/10/04

11 6/16/16-6/26/16

9/3/09-9/13/09

6/25/07-7/5/07

6/30/98-7/13/98

10 5/26/14-6/5/14

6/28/05-7/8/05

9/9/00-9/20/00

### Longest Home Loss Streak

11 5/22/99-6/24/99

9 4/25/02-5/10/02

8 9/1/00-9/20/00

6/30/98-7/13/98

4/14/98-5/9/98

### Longest Road Loss Streak

13 6/19/02-7/20/02

12 7/30/06-8/30/06

11 6/20/16-7/18/16

10 6/15/21-7/3/21

5/17/14-6/3/14

7/1/06-7/28/06

### Largest Margin of Victory

15 4/19/14 vs. NYY (16-1)

9/5/07 vs. BAL (17-2)

14 7/29/21 vs. NYY (14-0)

8/16/16 vs. SD (15-1)

13 7/14/18 at MIN (19-6)

5/22/09 at FLA (15-2)

4/30/09 vs. BOS (13-0)

7/29/06 at NYY (19-6)

9/19/99 at TEX (15-2)

### Largest Margin of Defeat

18 7/23/02 at BOS, G1 (22-4)

### Largest Deficit Overcome in Victory

8 8/18/12 at LAA

(trailed 8-0, won 10-8)

7/25/09 at TOR

(trailed 9-1, won 10-9)

7 7/28/19 at TOR

(trailed 8-1, won 10-9)

9/28/11 vs. NYY

(trailed 7-0, won 8-7)

5/15/09 vs. CLE

(trailed 7-0, won 8-7)

### Largest Deficit Overcome in Victory, 9th Inning

4 8/10/11 at KC

(trailed 7-3, won 8-7)

7/23/02 at BOS, G2

(trailed 4-0, won 5-4)

### Largest Blown Lead in Defeat

10 5/25/09 at CLE

(led 10-0, lost 11-10)

8 6/21/05 at NYY

(led 10-2, lost 20-11)

5/7/99 at CLE

(led 10-2, lost 20-11)

### Largest Blown Lead in Defeat, Home Game

7 5/16/13 vs. TOR

(led 7-0, lost 8-7)

6 4/16/07 vs. BAL

(led 6-0 & 7-1, lost 9-7)

### Largest Blown Lead in Defeat, 9th Inning

6 9/20/18 at TOR

(led 8-2, lost 9-8)

5 6/30/16 vs. DET

(led 7-2, lost 10-7)

6/5/07 at TOR

(led 11-6, lost 12-11)



**Largest Shutout Win**

14-0	7/29/21 vs. NYY
13-0	4/30/09 vs. BOS
12-0	8/28/17 at KC
	8/3/16 vs. KC
	7/1/13 at HOU
	8/28/11 at TOR
	4/21/10 at CHW

**Largest Shutout Defeat**

0-14	7/1/04 vs. TOR
0-13	4/7/13 vs. CLE
	5/16/02 at NYY

**Most Wins vs. One Club, Season**

18	2021 vs. BAL
15	2008 vs. BAL
14	2012 vs. TOR
	2009 vs. TOR

**Most Losses vs. One Club, Season**

16	2002 vs. BOS
----	--------------

**Most Innings, Game**

18	6/27/19 at MIN (won 5-2)
	9/20/13 vs. BAL (won 5-4)
16	7/3/18 at MIA (won 9-6)
	7/17/11 vs. BOS (lost 1-0)
	4/1/03 vs. BOS (lost 9-8)

**Most Innings, Road Game**

18	6/27/19 at MIN (won 5-2)
16	7/3/18 at MIA (won 9-6)
15	5/28/17 at MIN (won 8-6)
	7/30/12 at OAK (lost 4-3)
14	9/13/12 at BAL (lost 3-2)
	9/10/08 at BOS (won 4-2)
	6/14/02 at FLA (won 4-3)

**Most Players Used, Season**

61	2021, 2022
----	------------

**Most Pitchers Used, Season, Including Position Players**

41	2021
----	------

**Most Pitchers Used, Season, Excluding Position Players**

38	2021
----	------

**Most Players Used, Game**

28	9/15/17 vs. BOS (15 inn.)
	9/20/13 vs. BAL (18 inn.)
26	9/13/12 at BAL (14 inn.)
	9/28/11 vs. NYY (12 inn.)
25	9/18/19 at LAD (11 inn.)
	9/13/15 vs. BOS (13 inn.)
23	9/29/19 at TOR
	9/8/15 at DET (13 inn.)
	9/18/13 vs. TEX (12 inn.)

**Most Rookies Used, Season**

23	2018
----	------

**Largest Active Roster**

39	9/21/19-9/29/19
----	-----------------

**Most All-Stars, Season**

5	2009
---	------

**Most Interleague Wins**

15	2004, 2021
----	------------

**Most Interleague Losses**

15	2003, 2005
----	------------

**Longest Time, Game**

6:54	9/20/13 vs. BAL (18 inn.)
6:26	5/28/17 at MIN (15 inn.)
6:05	9/15/17 vs. BOS (15 inn.)
5:49	5/2/14 at NYY (14 inn.)
5:44	7/17/11 vs. BOS (16 inn.)
5:42	6/27/19 at MIN (18 inn.)
5:31	7/3/18 at MIA (16 inn.)
5:24	6/10/13 vs. BOS (15 inn.)
5:16	5/24/14 vs. BOS (15 inn.)
	8/4/00 vs. BAL (15 inn.)
5:15	4/1/03 vs. BOS (16 inn.)
5:14	9/13/12 at BAL (14 inn.)
5:09	7/30/12 at OAK (15 inn.)

**Longest Time, 9-Inning Game**

4:32	5/14/17 at BOS
4:24	8/10/20 at BOS
4:16	4/21/16 at BOS
4:15	5/31/02 vs. OAK
4:10	7/28/19 at TOR
	5/9/14 vs. CLE
4:09	9/11/19 at TEX
	9/18/12 vs. BOS

**Shortest Time, Game**

1:19	6/21/03 at FLA (5 inn.)
1:44	10/4/22 at BOS (5 inn.)
	9/12/09 at BOS (5 inn.)
1:53	8/9/11 vs. KC
1:54	6/9/22 vs. STL
	6/8/03 at HOU
2:01	6/10/08 at LAA
	8/13/06 at OAK

**DID YOU KNOW?****LONGEST SERVICE TIME WITH THE RAYS**

Evan Longoria	9 years, 170 days
Kevin Kiermaier	8 years, 131 days
Carl Crawford	8 years, 72 days
Ben Zobrist	7 years, 134 days
B.J. Upton	6 years, 126 days

James Shields	6 years, 125 days
Chris Archer	6 years, 109 days
Alex Cobb	6 years, 61 days
Rocco Baldelli	6 years, 33 days
David Price	5 years, 116 days



## TEAM BATTING / SINGLE GAME

### Most Runs, Game

19	7/14/18 at MIN 7/29/06 at NYY 6/24/04 at TOR
17	8/13/20 at BOS 9/5/07 vs. BAL
16	7/12/19 at BAL 4/19/14 vs. NYY 4/11/11 at BOS
15	(13x), last 6/23/17 vs. BAL

### Most Runs, Game, Opponent

22	7/23/02 at BOS, G1
21	7/22/07 at NYY
20	8/11/21 at BOS 6/21/05 vs. NYY 6/25/02 vs. TOR 5/7/99 at CLE

### Most Runs, Loss

11	8/7/10 at TOR (17-11) 6/5/07 at TOR (12-11) 6/21/05 at NYY (20-11) 6/25/02 vs. TOR (20-11) 5/7/99 at CLE (20-11)
----	--

### Most Runs, Inning

11	8/28/07 at BAL (8th inn.) 5/28/00 vs. SEA (8th inn.)
10	7/29/21 vs. NYY (6th inn.) 6/25/08 at FLA (5th inn.) 7/22/06 vs. BAL (5th inn.) 5/25/05 vs. OAK (1st inn.)

### Most Runs, 1st Inning

10	5/25/05 vs. OAK
----	-----------------

### Most Runs, 9th Inning

7	8/7/22 at DET 8/11/21 at BOS 5/14/17 at BOS 7/7/04 at BAL
---	--

### Most Runs, Series (4 Games)

42	8/10/20-8/13/20 at BOS
37	8/16/12-8/19/12 at LAA
35	7/12/18-7/15/18 at MIN 8/23/07-8/26/07 vs. OAK

### Most Runs, Series (3 Games)

34	8/29/08-8/31/08 vs. BAL
32	5/18/21-5/20/21 at BAL 9/7/18-9/9/18 vs. BAL
31	8/6/21-8/8/21 at BAL 5/16/16-5/18/16 at TOR

### Most Runs, Inning, Opponent

13	6/21/05 at NYY (8th inn.) 4/18/05 at NYY (2nd inn.)
12	4/11/02 at BAL (6th inn.)
11	9/26/09 at TEX (5th inn.)
10	8/31/10 vs. TOR (6th inn.) 10/4/09 vs. NYY (6th inn.) 7/22/07 at NYY (4th inn.) 7/26/06 vs. LAA (2nd inn.) 7/23/02 at BOS (3rd inn.)

### Most Runs, 1st Inning, Opponent

9	9/12/06 at NYY
---	----------------

### Most Runs, 9th Inning, Opponent

9	6/2/06 vs. TOR
---	----------------

### Most Hits, Game

24	6/24/04 at TOR
22	9/5/07 vs. BAL
21	7/24/03 at BOS
20	7/12/19 at BAL 7/14/18 at MIN 7/3/18 at MIA (16 inn.) 5/2/14 at NYY (14 inn.) 8/25/07 vs. OAK 8/22/01 vs. BAL 5/28/00 vs. SEA

### Most Hits, Loss

19	4/1/03 vs. BOS (16 inn.)
----	--------------------------

### Most Hits, Game, All Extra-Base Hits

6	7/31/20 at BAL
5	8/26/20 vs. BAL 5/16/10 vs. SEA 6/23/03 vs. NYY 7/16/00 vs. ATL

### Most Hits, Game, Opponent

25	7/22/07 at NYY
23	6/16/15 vs. WSH 6/21/05 at NYY

### Most Hits, Inning

10	7/22/06 vs. BAL (5th inn.) 5/28/00 vs. SEA (8th inn.)
----	--

### Most Hits, Inning, Opponent

12	6/21/05 at NYY (8th inn.)
----	---------------------------

### Most Consecutive Hits

8	5/31/02 vs. OAK (all with 2 out)
---	-------------------------------------

### Most Consecutive Hits, Start of Game

5	9/2/20 at NYY 4/27/11 at MIN
---	---------------------------------

### Most Consecutive Hits, Opponent

8	4/18/01 vs. BOS
---	-----------------

### Most Consecutive Games without a Run

3	6/8/14-6/10/14
---	----------------

### Fewest Hits, Game

0	5/10/22 at LAA 8/15/12 at SEA 6/25/10 vs. ARI 5/9/10 at OAK 7/23/09 at CHW 4/27/02 at BOS
1	(13x), last 9/19/17 vs. CHC

### Most Consecutive Innings with a Run

7	5/19/17-5/20/17 7/29/06-7/29/06
---	------------------------------------

### Most Consecutive Scoreless Innings

31	6/7/14-6/11/14
----	----------------

### Largest Margin, Outthit Opponents

17 (18-1)	4/30/09 vs. BOS
-----------	-----------------

### Largest Margin, Outthit by Opponents

18 (18-0)	5/10/22 at LAA
18 (22-4)	5/29/07 vs. DET

### Most Extra-Base Hits, Game

12	6/16/09 at COL
11	9/7/21 at BOS 7/13/19 at BAL, G2 4/12/19 at TOR 6/29/14 at BAL
10	8/16/16 vs. SD 5/18/13 at BAL 8/25/07 vs. OAK 7/29/06 at NYY 5/30/99 at SEA



**Most Extra-Base Hits, Game, Opponent**

12 8/7/10 at TOR  
7/23/02 at BOS, G1

**Most Extra-Base Hits, Inning**

6 7/22/06 vs. BAL (5th inn.)  
5/25/05 vs. OAK (1st inn.)

**Most Extra-Base Hits, Inning, Opponent**

6 8/31/10 vs. TOR (6th inn.)  
6/21/05 at NYY (8th inn.)  
7/23/02 at BOS, G1 (3rd inn.)

**Most Total Bases, Game**

41 6/16/09 at COL  
9/5/07 vs. BAL  
39 6/29/14 at BAL

**Most Total Bases, Game, Opponent**

49 7/22/07 at NYY

**Most Singles, Game**

17 6/24/04 at TOR  
7/8/03 at OAK

**Most Singles, Game, Opponent**

18 7/22/06 vs. BAL  
9/13/05 vs. NYY

**Most Doubles, Game**

8 5/15/21 vs. NYM  
5/18/13 at BAL  
7/19/04 vs. NYY

**Most Doubles, Game, Opponent**

8 7/21/07 at NYY, G2

**Most Triples, Game**

4 4/20/19 vs. BOS  
3 6/16/17 at DET  
7/18/16 at COL  
7/31/09 vs. KC  
7/30/05 vs. KC  
6/16/04 at SD

**Most Triples, Game, Opponent**

3 4/5/03 vs. NYY

**Most Home Runs, Game**

6 9/4/21 vs. MIN  
7/13/19 at BAL, G2  
5/7/09 at NYY  
6/11/06 at KC  
8/10/02 at KC

**Most Home Runs, Game, Opponent**

8 8/7/10 at TOR

**Most Home Runs, Home Game**

6 9/4/21 vs. MIN

**Most Home Runs, Opponent, Tropicana Field**

6 8/23/17 vs. TOR  
9/15/08 vs. BOS  
4/21/00 vs. ANA  
4/24/99 vs. SEA  
5/31/98 vs. SEA

**Most Home Runs, Inning**

4 9/21/16 vs. NYY, 3rd inn.  
(Wilson, Longoria, Miller, Dickerson)  
3 (22x), last 7/3/22  
at TOR, 5th inn.  
(Ramírez, Choi, Arozarena)  
last at home:  
7/29/21 vs. NYY, 5th inn.  
(Phillips, Choi, Meadows)

**Most Home Runs, Inning, Opponent**

4 8/27/07 at CHW (7th inn.)  
6/21/05 at NYY (8th inn.)  
7/23/02 at BOS, G1 (3rd inn.)  
8/1/99 at OAK (4th inn.)

**Most Consecutive Home Runs**

3 5/29/18 at OAK  
(Cron, Wendle, Ramos)  
9/21/16 vs. NYY  
(Longoria, Miller, Dickerson)  
6/24/13 vs. TOR  
(Loney, Myers, Fuld)  
6/9/08 at LAA  
(Longoria, Aybar, Navarro)

**Most Consecutive Home Runs, Opponent**

3 6/20/18 at HOU  
(Springer, Bregman, Altuve)  
8/25/14 at BAL  
(Young, Hardy, Davis)  
7/20/10 at BAL  
(Scott, Wigginton, Jones)  
8/27/07 at CHW  
(Pierzynski, Dye, Uribe)  
6/21/05 at NYY  
(Sheffield, Rodriguez, Matsui)  
6/22/02 at COL  
(Butler, Walker, Helton)  
7/26/01 at ANA  
(Glaus, Erstad, Anderson)  
5/19/99 at TEX  
(Rodriguez, Palmeiro, Zeile)

**Most Consecutive Home Runs, Leading off Game**

2\* 7/18/19 at NYY, G1  
(Meadows, Díaz)  
6/15/98 vs. TOR  
(McCracken, Boggs)

**Most Consecutive Games with a Home Run**

21 9/20/15-4/12/16  
18 8/19/17-9/8/17  
17 4/15/13-5/3/13

**Most Consecutive Games with a HR, Start of Season**

12 4/2/07-4/15/07

**Most Consecutive Games without a Home Run**

8 8/10/07-8/18/07

**Most Stolen Bases, Game**

8 5/3/09 vs. BOS  
7 9/16/11 at BOS  
6 5/19/10 at NYY  
5/24/06 at TOR  
8/13/03 vs. BAL (10 inn.)

**Most Stolen Bases, Game, Opponent**

7 8/6/11 vs. OAK

**Most Consecutive Successful Stolen Base Attempts**

21 7/1/10-7/23/10  
6/1/07-6/30/07

**Most Consecutive Games with a Stolen Base**

19 4/28/09-5/17/09  
11 7/17/10-7/28/10

**Most Times Caught Stealing, Game**

4 4/25/10 vs. TOR

\* TIES A.L. RECORD



**Most Walks Received, Game**

13	8/5/22 at DET
12	6/19/10 at FLA (11 inn.)
11	9/21/21 vs. TOR
	9/7/18 vs. BAL
	5/2/17 at MIA
	6/15/16 vs. SEA (13 inn.)
	4/25/14 at CHW
	6/26/10 vs. ARI
	9/25/07 vs. NYY (10 inn.)
	4/12/06 vs. BAL
	7/7/04 at BAL
	6/24/04 at TOR
	6/30/00 vs. NYY

**Most Walks Received, Inning**

6	9/19/12 vs. BOS (6th inn.)
---	----------------------------

**Most Consecutive Batters****Reached Base**

10	5/31/02 vs. OAK (4th inn.)
----	----------------------------

**Most Consecutive Batters****Reached Base & Scored**

9	6/25/08 at FLA (5th inn.)
---	---------------------------

**Most Strikeouts, Game**

24	9/15/17 vs. BOS (15 inn.)
23	5/8/19 vs. ARI (13 inn.)
	9/25/16 vs. BOS (10 inn.)
19	8/28/19 at HOU
	6/15/16 vs. SEA (13 inn.)
	7/2/15 vs. CLE (10 inn.)

**Most Left on Base, Game**

21	4/1/03 vs. BOS (16 inn.)
18	5/28/17 at MIN (15 inn.)
	6/15/16 vs. SEA (13 inn.)
	5/30/02 vs. OAK (13 inn.)
17	5/29/19 vs. TOR (11 inn.)
16	5/20/21 at BAL
	9/20/13 vs. BAL (18 inn.)
	8/29/07 at BAL (12 inn.)
	7/29/02 vs. BAL
	6/30/00 vs. NYY

**Most Left on Base, Game,****Opponent**

18	8/4/14 at OAK (10 inn.)
	9/20/11 at NYY
17	5/28/17 at MIN (15 inn.)
	7/11/11 vs. BOS (16 inn.)
	8/2/02 vs. CHW (12 inn.)

**Fewest Left on Base, Game**

0	6/9/22 vs. STL
	8/15/12 at SEA
	5/9/10 at OAK
	7/23/09 at CHW
	5/13/06 vs. TOR
	8/11/05 at BAL

**Most Double Plays, Rays Hitters**

6	8/7/13 at ARI
	6/17/03 at NYY, G1

**Most GDP, Rays Hitters**

6 *	6/17/03 at NYY, G1
-----	--------------------

**Most Sacrifice Bunts, Game**

4	7/21/02 at TOR
---	----------------

**Most Sacrifice Flies, Game**

4	4/22/12 vs. MIN
3	9/11/21 at DET
	9/29/17 vs. BAL
	6/15/15 vs. WSH
	5/17/13 at BAL
	9/22/11 at NYY
	7/4/08 vs. KC
	8/22/06 vs. TEX

**Most Hit Batters, Game**

4	4/21/16 at BOS
	8/30/14 vs. BOS
	7/25/12 at BAL
	7/24/11 at KC
	8/15/05 vs. NYY
	6/6/01 at TOR
	5/22/99 vs. ANA

**Most Plate Appearances, Inning**

16	5/28/00 vs. SEA (8th inn.)
15	7/29/21 vs. NYY (6th inn.)
	8/28/07 at BAL (8th inn.)
14	8/23/08 at CHW (8th inn.)
	6/25/08 at FLA (5th inn.)
	7/22/06 vs. BAL (5th inn.)
	5/30/99 at SEA (4th inn.)

**Most Pinch-Hitters, Inning**

5 (consecutive)	6/18/06 at PHI (8th inn.)
-----------------	---------------------------

**Most Times Batted Around, Game**

3	6/24/04 at TOR (4th, 6th and 8th inn.)
2	(27x), last: 5/15/21 vs. NYM (4th and 8th inn.)
	last at home: 6/14/19 vs. LAA (6th and 7th inn.)

\* TIES A.L. RECORD





## TEAM PITCHING / SINGLE GAME

### Most Strikeouts, Game

24	8/17/19 vs. DET (13 inn.)
22	6/27/19 at MIN (18 inn.)
21	7/30/12 at OAK (15 inn.)
19	7/27/20 vs. ATL 5/8/19 vs. ARI (13 inn.) 9/13/15 vs. BOS (13 inn.) 8/19/15 at HOU (13 inn.) 7/10/13 vs. MIN (13 inn.)
18	6/9/21 vs. WSH (11 inn.) 8/13/19 at SD 9/29/18 vs. TOR 10/1/17 vs. BAL 9/8/15 at DET (13 inn.) 5/10/13 vs. SD 8/28/11 at TOR

### Most Consecutive Strikeouts, Game

8	8/17/19 vs. DET
---	-----------------

### Fewest Strikeouts, Game

0	(8x), last 4/8/11 at CHW
---	--------------------------

### Fewest Hits Allowed

0	7/7/21 vs. CLE, G2 (7 inn.) 7/26/10 vs. DET
1	(18x), last 8/14/22 vs. BAL

### Most Walks Issued, Game

14	4/26/06 at NYY (10 inn.)
12	7/17/11 vs. BOS (16 inn.) 6/4/04 at BAL (11 inn.) 5/15/04 at CLE 6/25/03 vs. NYY

### Most Walks Issued, Inning

5 (15x), last 8/29/19 at HOU (5th)
last at home: 4/24/05 vs. BOS (8th)

### Most Consecutive Walks Issued

5	7/7/07 at KC
---	--------------

### Fewest Runs Allowed, Consecutive Games

0	9/27/20-4/1/21 8/28/20-8/29/20 5/14/19-5/15/19 9/17/18-9/18/18 8/19/18-8/20/18 7/7/18-7/8/18 6/25/18-6/26/18 8/21/14-8/22/14 9/13/13-9/14/13 7/1/13-7/2/13 4/5/13-4/6/13 7/28/12-7/29/12 5/9/08-5/10/08 9/3/03-9/4/03 5/19/02-5/21/02 9/23/01-9/25/01
---	--

### Most Consecutive Innings Pitched without a Hit

13	4/22/22-4/23/22
9	9/18/21-9/19/21 7/7/21-7/7/21, DH 6/13/21-6/14/21 7/26/10-7/26/10

### Most Consecutive Innings without a Walk

30.0	9/1/19-9/4/19
------	---------------

### Most Consecutive Innings without a Home Run

68	8/6/14-8/14/14
----	----------------

### Most Hit Batters, Game

4	9/8/20 at WSH 7/19/03 vs. TEX 6/3/03 at CHC 5/10/01 vs. BAL 4/24/98 vs. ANA
---	---

### Most Pitches, Game

301	9/20/13 vs. BAL (18 inn.)
-----	---------------------------

### Most Pitches, 9-Inning Game

233	8/8/01 vs. NYY
-----	----------------

### Most Pitchers Used, Game

12	9/15/17 vs. BOS (15 inn.)
11	9/20/13 vs. BAL (18 inn.)
9	(16x), last: 9/27/22 at CLE (11 inn.) last at home: 9/24/19 vs. NYY (12 inn.)

### Most Pitchers Used, 9-Inning Game

9	9/23/19 vs. BOS 6/19/19 at NYY
---	-----------------------------------

### Most Consecutive Scoreless Innings

27	8/18/18-8/21/18 9/12/13-9/15/13
26	6/24/18-6/28/18
24	6/30/13-7/3/13 7/27/12-7/30/12 5/8/08-5/11/08

### Most Consecutive Batters Retired, Start of Game

24	8/14/22 vs. BAL 7/14/19 at BAL
----	-----------------------------------



## TEAM BATTING / SINGLE SEASON

<b>Most Runs</b>	857	2021
<b>Most Hits</b>	1,531	1999
<b>Highest Batting Average</b>	.274	1999
<b>Most Doubles</b>	311	2001
<b>Most Triples</b>	46	2004
<b>Most Home Runs</b>	228	2017
<b>Most Grand Slams</b>	9	2021
<b>Most Stolen Bases</b>	194	2009
<b>Most Extra-Base Hits</b>	546	2021
<b>Most Total Bases</b>	2,427	2019
<b>Highest Slugging Pct.</b>	.439	2009

<b>Highest On-Base Pct.</b>	.343	2009
<b>Most Sacrifice Bunts</b>	53	1998
<b>Most Sacrifice Flies</b>	57	2010
<b>Most Walks</b>	672	2010
<b>Most Intentional Walks</b>	46	2003
<b>Most Bases-Loaded Walks</b>	25	2008, 2010
<b>Most Strikeouts</b>	1,542	2021
<b>Most Grounded into Double Plays</b>	157	1999
<b>Most Pinch Hits</b>	40	2015
<b>Most Pinch-Hit Home Runs</b>	7	2009
<b>Most Times Batted Around, Season</b>	41	2010

<b>Most Hit by Pitches</b>	101	2018
<b>Most Home Runs vs. One Club</b>	40	2021 vs. BAL
<b>Most Rays with 10+ Home Runs</b>	10	2006, 2021
<b>Most Rays with 20+ Home Runs</b>	4	2016, 2017, 2019, 2021
<b>Most Rays with 30+ Home Runs</b>	2	1999, 2009, 2016, 2017, 2021
<b>Most Rays with 30+ Steals</b>	3	2009
<b>Most Rays with 40+ Steals</b>	2	2009, 2010
<b>Most Rays with 100+ RBI</b>	2	2009

## TEAM PITCHING / SINGLE SEASON

<b>Most Complete Games</b>	15	2011
<b>Most Shutouts</b>	22	2014
<b>Most Complete-Game Shutouts</b>	5	2008, 2011
<b>Most 10-Game Winners</b>	5	2008, 2010, 2011, 2012
<b>Most 15-Game Winners</b>	2	2010, 2012, 2018
<b>Lowest ERA</b>	3.19	2012
<b>Lowest ERA, Home</b>	2.81	2012
<b>Lowest ERA, Road</b>	3.60	2012
<b>Lowest ERA, Starting Pitching</b>	3.34	2012
<b>Lowest ERA, Bullpen</b>	2.88	2012
<b>Most Wins, Starting Pitchers</b>	73	2010

<b>Most Saves</b>	60	2015
<b>Most Players to Record a Save</b>	14 +	2021
<b>Fewest Hits Allowed</b>	1,233 ^	2012
<b>Fewest Runs Allowed</b>	577 ^	2012
<b>Fewest Earned Runs Allowed</b>	518 ^	2012
<b>Fewest Unearned Runs Allowed</b>	37 ^	2011
<b>Fewest Home Runs Allowed</b>	139 ^	2012
<b>Most Home Runs Allowed</b>	215	2002
<b>Most Hit Batters</b>	95 +	2003
<b>Fewest Walks Allowed</b>	384 ^	2022
<b>Most Strikeouts</b>	1,621	2019

<b>Lowest Opp Avg.</b>	.228	2012
<b>Lowest Opp Avg., Starting Pitching</b>	.225	2018
<b>Lowest Opp Avg., Bullpen</b>	.208	2012
<b>Fewest Starting Pitchers Used</b>	7	2009, 2010
<b>Most Starts, Rookies</b>	71	2018
<b>Most Wins, Rookies</b>	42	2018

+ MODERN MAJOR LEAGUE RECORD, \* TIES MAJOR LEAGUE RECORD  
^ EXCLUDES SHORTENED 2020 SEASON



# INDIVIDUAL RECORDS

## INDIVIDUAL BATTING / SINGLE GAME

### Most Runs, Game

5	Carl Crawford, 5/24/06 at TOR
4	(22x), last Joey Wendle, 8/7/21 at BAL

### Most Runs, Game, Opponent

5	Travis Shaw, 8/1/15 at BOS
	Derek Jeter, 6/21/05 at NYY
	Alex Rodriguez, 4/18/05 at NYY
	Shannon Stewart, 6/25/02 vs. TOR

### Most Hits, Game

5	Tommy Pham, 9/28/19 at LAD
	Tim Beckham, 7/20/16 at COL
	Mikie Mahtook, 9/18/15 vs. BAL
	Matt Joyce, 6/29/14 at BAL
	Ben Zobrist, 6/10/13 vs. BOS
	Jeff Keppinger, 6/23/12 at PHI
	B.J. Upton, 10/2/09 vs. NYY
	Tomás Pérez, 7/29/06 at NYY
	Carl Crawford, 5/24/06 at TOR
	Julio Lugo, 6/24/04 at TOR

### Most Hits, Game, Opponent

5	(22x), last Jorge Mateo, 8/12/22 vs. BAL
---	--

### Most Hits, Inning

2	(45x), last Manuel Margot, 9/2/22 vs. NYY
---	---

### Most Home Runs, Game

3	Isaac Paredes, 6/21/22 vs. NYY
	Brandon Lowe, 10/2/21 at NYY
	Travis d'Arnaud, 7/15/19 vs. NYY
	Evan Longoria, 10/3/12 vs. BAL
	B.J. Upton, 9/9/12 vs. TEX
	Evan Longoria, 9/18/08 vs. MIN
	Jonny Gomes, 7/30/05 vs. KC

### Most Home Runs, Game, Opponent

4 #	Carlos Delgado, 9/25/03 at TOR
-----	--------------------------------

### Most Home Runs, Inning

2	Julio Lugo, 7/22/06 vs. BAL
	Jared Sandberg, 6/11/02 vs. LAD

### Most Doubles, Game

4	Tomás Pérez, 7/29/06 at NYY
---	-----------------------------

### Most Triples, Game

2	(16x), last Brandon Lowe, 5/13/22 vs. TOR
---	---

### Most Extra-Base Hits, Game

4	Ben Zobrist, 6/11/11 at BAL
	Sam Fuld, 4/11/11 at BOS
	Tomás Pérez, 7/29/06 at NYY
	Carl Crawford, 8/2/05 at TEX
	José Cruz Jr., 5/21/04 vs. CLE
	Randy Winn, 6/9/02 vs. SD

### Most Extra-Base Hits, Game, Opponent

4	Brock Holt, 6/1/14 at BOS
	Dustin Pedroia, 7/2/08 vs. BOS
	Alex Rodriguez, 4/18/05 at NYY
	Carlos Delgado, 9/25/03 at TOR
	Carl Everett, 8/29/00 vs. BOS

### Most Total Bases, Game

12	Isaac Paredes, 6/21/22 vs. NYY
	Brandon Lowe, 10/2/21 at NYY
	Travis d'Arnaud, 7/15/19 at NYY
	Matt Joyce, 6/29/14 at BAL
	Evan Longoria, 10/3/12 vs. BAL
	B.J. Upton, 9/9/12 vs. TEX
	Evan Longoria, 9/18/08 vs. MIN
	Jonny Gomes, 7/30/05 vs. KC

### Most Total Bases, Game, Opponent

16	Carlos Delgado, 9/25/03 at TOR
----	--------------------------------

### Most Runs Batted In, Game

8	Ben Zobrist, 4/28/11 at MIN, G1
7	Brandon Lowe, 10/2/21 at NYY
	Carlos Peña, 9/5/07 vs. BAL
6	(11x), last Randy Arozarena, 9/23/22 vs. TOR

### Most Runs Batted In, Game, Opponent

8	Didi Gregorius, 4/3/18 at NYY
	Nomar Garciaparra, 7/23/02 at BOS, G1

### Most Stolen Bases, Game

6 #	Carl Crawford, 5/3/09 vs. BOS
4	Carl Crawford, 5/24/06 at TOR
3	(16x), last Mallex Smith, 6/9/17 vs. OAK

### Most Stolen Bases, Game, Opponent

4	Coco Crisp, 8/6/11 vs. OAK
---	----------------------------

### Most Steals of Third Base, Game

2	Mallex Smith, 4/9/18 at CHW
	Desmond Jennings, 4/13/15 at TOR
	B.J. Upton, 8/2/10 vs. MIN
	B.J. Upton, 5/15/09 vs. CLE
	Jason Bartlett, 5/29/08 vs. CHW
	Julio Lugo, 9/11/05 vs. TOR

### Most Consecutive Successful Stolen Base Attempts

32	Carl Crawford, 7/19/08-5/29/09
20	Desmond Jennings, 4/11/12-8/12/12

### Most Consecutive Games with a Stolen Base

9	Carl Crawford, 4/28/09-5/6/09
5	Manuel Margot, 9/2/20-9/10/20
	Carl Crawford, 7/15/07-7/20/07

# TIES MODERN MAJOR LEAGUE RECORD



**Most Walks, Game**

5 Steven Souza Jr., 6/15/15 vs. WSH  
Matt Joyce, 4/25/14 at CHW

**Most Strikeouts, Game**

5 Brandon Lowe, 5/8/19 vs. ARI

**Most Sacrifice Flies, Game**

2 (18x), last Austin Meadows, 7/18/21 at ATL

**Most Sacrifice Bunts, Game**

2 (11x), last Desmond Jennings, 7/18/14 at MIN

**Most Grounded into Double Plays, Game**

3 Ben Zobrist, 8/10/12 at MIN  
Javier Valentín, 6/17/03 at NYY, G1

**Most Times Hit by Pitch, Game**

3\* Brandon Guyer, 4/21/16 at BOS  
Brandon Guyer, 10/2/15 vs. TOR  
Jonny Gomes, 8/15/05 vs. NYY

**Most At-Bats, Game**

9 Rocco Baldelli, 4/1/03 vs. BOS (16 inn.)

**Most At-Bats, 9-Inning Game**

7 Julio Lugo, 6/24/04 at TOR  
Carl Crawford, 6/24/04 at TOR

**Most Hits, Homestand**

20 Aubrey Huff, 5/18/04-5/30/04 (12 games)

**Most Hits, Road Trip**

19 Carl Crawford, 8/6/07-8/15/07 (10 games)  
Carl Crawford, 5/22/06-6/1/06 (10 games)

**Longest Hitting Streak**

19 Jason Bartlett, 5/15/09-6/25/09

**Most Consecutive Times Reached Base Safely**

10 Randy Arozarena, 5/20/22-5/22/22  
Yandy Díaz, 8/20/20-8/23/20  
Ji-Man Choi, 9/11/19-9/12/19

9 Tim Beckham, 7/18/16-7/21/16  
Logan Forsythe, 9/1/15-9/4/15  
B.J. Upton, 9/11/11-9/12/11

8 (10x), last Joey Wendle, 9/18/18-9/19/18

**Most Consecutive Hits**

8 Randy Arozarena, 5/20/22-5/22/22  
Tim Beckham, 7/18/16-7/21/16  
Ty Wigginton, 7/15/07-7/17/07  
Aubrey Huff, 9/22/04-9/24/04

**Most Consecutive Extra-Base Hits**

5 José Cruz Jr., 5/20/04-5/22/04 (3-2B, 2-HR)

**Most Consecutive At-Bats without a Hit**

41 Luke Scott, 6/1/12-7/6/12  
37 José Cruz Jr., 4/16/04-5/1/04  
35 Josh Wilson, 9/14/07-9/27/07  
34 Mikie Mahtook, 8/9/16-8/25/16  
Greg Vaughn, 4/19/02-5/1/02  
31 Brett Phillips, 5/24/22-6/10/22

**Most Consecutive Multi-Hit Games**

8 Carl Crawford, 8/4/07-8/11/07  
7 Wil Myers, 7/13/13-7/26/13  
Carl Crawford, 6/19/04-6/26/04

**Most Consecutive Games with an Extra-Base Hit**

8 Wilson Ramos, 4/16/18-4/28/18  
Evan Longoria, 9/2/09-9/8/09

**Most Consecutive Games with a Home Run**

6 Carlos Peña, 6/6/10-6/12/10

**Most Consecutive Games with an RBI**

8 Ben Zobrist, 9/25/09-10/2/09  
Evan Longoria, 9/2/09-9/8/09  
Carlos Peña, 9/16/08-9/23/08, G1  
Rocco Baldelli, 9/9/04-9/17/04, G2

**Most Consecutive Games with a Run**

11 Austin Meadows, 9/8/19-9/21/19  
10 Wander Franco, 8/15/21-8/27/21  
Brandon Lowe, 8/11/20-8/21/20  
Ben Zobrist, 5/1/11-5/12/11  
Álex Sánchez, 4/20/05-5/5/05

**Most Consecutive Games Reached Base Safely**

48 Tommy Pham, 8/21/18-4/16/19  
43 Wander Franco, 7/25/21-9/29/21  
39 Johnny Damon, 5/3/11-6/14/11

**Most Consecutive Games with a Walk**

11 Carlos Peña, 5/15/09-5/25/09

**Most Consecutive Plate Appearances with a Strikeout**

9 Brett Phillips, 5/6/22-5/9/22  
8 Brandon Lowe, 5/8/19-5/10/19  
Tomás Pérez, 4/28/06-4/30/06

\* TIES A.L. RECORD



## INDIVIDUAL PITCHING / SINGLE GAME

### Most Strikeouts, Game

15 Chris Archer, 6/2/15 at LAA  
James Shields, 10/2/12 vs. BAL

### Most Strikeouts, Game, Opponent

17 Brandon Morrow, 8/8/10 at TOR  
Pedro Martínez, 5/6/00 at BOS

### Most Strikeouts, Game, Reliever

9 Ryan Yarbrough, 5/31/18 at OAK

### Most Consecutive Strikeouts, Game

7 Blake Snell, 6/3/18 at SEA ^  
Chris Archer, 9/11/15 vs. BOS  
Andy Sonnanstine, 6/10/07 at FLA

### Most Innings Pitched, Game

9.0 (92x), last Ryan Yarbrough, 6/3/21 at NYY

### Most Strikeouts, Inning

4 # Tyler Glasnow, 4/23/21 vs. TOR  
Alex Cobb, 5/10/13 vs. SD  
Jeremy Hellickson, 8/25/11 vs. DET

### Most Innings Pitched, Game, Reliever

7.0 (5x), last Yonny Chirinos, 9/3/18 at TOR

### Most Runs Allowed, Game

11 Ryan Rupe, 8/16/01 at NYY  
Julio Santana, 4/15/99 at TOR

### Most Earned Runs Allowed, Game

11 Julio Santana, 4/15/99 at TOR

### Most Unearned Runs Allowed, Game

7 Josh Fleming, 4/26/22 vs. SEA  
Eddie Gaillard, 5/7/99 at CLE

### Most Walks Allowed, Game

9 Victor Zambrano, 5/20/04 vs. BOS

### Most Walks Allowed, Inning

5 Colin Poche, 8/29/19 at HOU (5th)  
Casey Fossum, 8/12/06 at OAK (2nd)  
Dewon Brazelton, 8/4/05 at TEX (8th)  
Dewon Brazelton, 7/1/05 at MIN (8th)  
Rick White, 6/10/98 at NYM (1st)

### Most Hits Allowed, Game

14 Alex Cobb, 6/3/17 at SEA  
James Shields, 6/28/12 vs. DET  
Edwin Jackson, 9/17/07 at LAA  
Geremi González, 7/5/04 at BAL, G2  
Tanyon Sturtze, 9/9/02 vs. BOS

### Most Consecutive Walks Issued

4 (3x), last Enny Romero, 5/23/15 vs. OAK

### Most Wild Pitches, Game

4 Victor Zambrano, 6/13/03 vs. PIT

### Most Home Runs Allowed, Game

6 # James Shields, 8/7/10 at TOR

### Most Home Runs Allowed, Inning

4 \* Travis Harper, 6/21/05 at NYY (8th inn.)

### Most Consecutive Home Runs Allowed

3 (7x), last Nathan Eovaldi, 6/20/18 at HOU

### Most Hit Batters, Game

4 # Victor Zambrano, 7/19/03 vs. TEX

### Most Extra-Base Hits Allowed, Game

9 James Shields, 8/7/10 at TOR

### Most Total Bases Allowed, Game

30 James Shields, 8/7/10 at TOR

### Most Total Bases Allowed, Inning

23 + Travis Harper, 6/21/05 at NYY (8th)

### Most Consecutive Hitless Innings, Start of Game

9.0 Matt Garza, 7/26/10 vs. DET (no-hitter)  
8.0 Drew Rasmussen, 8/14/22 vs. BAL  
7.2 Dewon Brazelton, 6/25/04 vs. FLA  
Tony Saunders, 4/22/99 vs. BAL  
7.1 Alex Cobb, 9/11/14 at NYY  
7.0 Erasmo Ramirez, 9/14/15 vs. NYY  
James Shields, 8/2/09 vs. KC

### Most Consecutive Hitless Innings, Start of Game, Opponent

9.0 Reid Detmers, 5/10/22 at LAA (no-hitter)  
Félix Hernández, 8/15/12 at SEA (perfect game)  
Edwin Jackson, 6/25/10 vs. ARI (no-hitter)  
Dallas Braden, 5/9/10 at OAK (perfect game)  
Mark Buehrle, 7/23/09 at CHW (perfect game)  
Derek Lowe, 4/27/02 at BOS (no-hitter)  
8.2 Carlos Carrasco, 7/1/15 vs. CLE  
Brandon Morrow, 8/8/10 at TOR  
8.0 Tim Wakefield, 6/19/01 vs. BOS  
Pedro Martínez, 8/29/00 vs. BOS

### Most Consecutive Batters Retired, Start of Game

24 Drew Rasmussen, 8/14/22 vs. BAL  
19 Chris Archer, 7/29/15 vs. DET  
18 Nathan Eovaldi, 7/8/18 at NYM  
Matt Garza, 4/30/09 vs. BOS

### Most Consecutive Batters Retired

24 Drew Rasmussen, 8/14/22 vs. BAL  
22 Matt Garza, 7/26/10 vs. DET  
19 Chris Archer, 7/29/15 vs. DET  
18 (5x), last Ryan Yarbrough, 7/14/19 at BAL

### Most Consecutive Batters Retired, Multiple Games

32 Steve Geltz, 6/9/15-6/24/15  
26 Brandon Gomes, 7/31/15-8/21/15  
Kyle Farnsworth, 7/28/11-8/23/11  
25 Roberto Hernández, 5/10/98-5/22/98

\* TIES A.L. RECORD, ^ TIES A.L. RECORD TO START GAME,  
# TIES MODERN MAJOR LEAGUE RECORD,  
+ MODERN MAJOR LEAGUE RECORD



## INDIVIDUAL BATTING / SINGLE SEASON

### Most Games Played

162	Evan Longoria, 2014 Delmon Young, 2007 Aubrey Huff, 2003
-----	--

### Most Consecutive Games Played

398	Aubrey Huff, 5/28/02-8/21/04
-----	------------------------------

### Most At-Bats

645	Delmon Young, 2007
-----	--------------------

### Most Hits

198	Aubrey Huff, 2003
-----	-------------------

### Most Infield Hits

39	Carl Crawford, 2003
----	---------------------

### Most Pinch Hits

10	Brandon Guyer, 2015 Travis Lee, 2005
----	---

### Highest Batting Avg. (min. 502 PA)

.320	Jason Bartlett, 2009
------	----------------------

### Highest Batting Avg., RISP (min. 100 PA)

.386	Jason Bartlett, 2009
------	----------------------

### Highest On-Base Pct. (min. 502 PA)

.411	Carlos Peña, 2007
------	-------------------

### Highest Slugging Pct. (min. 502 PA)

.627	Carlos Peña, 2007
------	-------------------

### Most Doubles

47	Aubrey Huff, 2003
----	-------------------

### Most Triples

19	Carl Crawford, 2004
----	---------------------

### Most RBI

121	Carlos Peña, 2007
-----	-------------------

### Most Runs Scored

110	Carl Crawford, 2010
-----	---------------------

### Most Total Bases

353	Aubrey Huff, 2003
-----	-------------------

### Most Extra-Base Hits

84	Aubrey Huff, 2003
----	-------------------

### Most Sacrifice Bunts

12	Félix Martínez, 2000
----	----------------------

### Most Sacrifice Flies

12	Evan Longoria, 2017 Ben Zobrist, 2010
----	--

### Most Walks

103	Carlos Peña, 2007
-----	-------------------

### Most Intentional Walks

17	Aubrey Huff, 2003
----	-------------------

### Most Bases-Loaded Walks

9 **	Carlos Peña, 2008
------	-------------------

### Most Times Hit by Pitch

24	Brandon Guyer, 2015
----	---------------------

### Most Strikeouts

182	Carlos Peña, 2012
-----	-------------------

### Most Stolen Bases

60	Carl Crawford, 2009
----	---------------------

### Best Stolen Base Pct. (min. 20 attempts)

93.9 (31 of 33)	Desmond Jennings, 2012
-----------------	------------------------

### Most Home Runs

46	Carlos Peña, 2007
----	-------------------

### Most Home Runs, Right-Handed Batter

36	Evan Longoria, 2016
----	---------------------

### Most Home Runs, Switch-Hitter

27	Ben Zobrist, 2009
----	-------------------

### Most Home Runs, Home

23	Carlos Peña, 2007
----	-------------------

### Most Home Runs, Road

27	Logan Morrison, 2017
----	----------------------

### Most Grand Slams

3	Brett Phillips, 2021
---	----------------------

### Most Pinch-Hit Home Runs

3	Ben Zobrist, 2009 Bubba Trammell, 2000
---	---

### Most Home Runs vs. One Club

9	Evan Longoria, 2013 vs. NYY
---	-----------------------------

### Most Multi-Homer Games

4	Brandon Lowe, 2021 Carlos Peña, 2009 Carlos Peña, 2007 Jorge Cantú, 2005
---	---

### Most Home Runs by Opponent

10	David Ortiz, BOS, 2005
----	------------------------

### Most Home Runs Leading Off Game

6	Corey Dickerson, 2017
---	-----------------------

### Most Grounded into Double Plays

27	Evan Longoria, 2009
----	---------------------

### Fewest Grounded into Double Plays (min. 502 PA)

2	Akinori Iwamura, 2008 (707 PA) Carl Crawford, 2004 (672 PA) Carl Crawford, 2010 (663 PA) Brandon Lowe, 2021 (615 PA) Carlos Peña, 2010 (582 PA) Akinori Iwamura, 2007 (559 PA)
---	---

\*\* MAJOR LEAGUE RECORD



# INDIVIDUAL PITCHING / SINGLE SEASON

## Most Games

85 Randy Choate, 2010

## Most Games, Before All-Star Break

49 Joel Peralta, 2013

## Most Games, After All-Star Break

40 Randy Choate, 2010

## Most Starts

34 Chris Archer, 2017  
Chris Archer, 2015  
David Price, 2011  
Scott Kazmir, 2007

## Most Strikeouts

252 Chris Archer, 2015

## Most Innings Pitched

249.1 James Shields, 2011

## Most Relief Innings Pitched

118.2 Ryan Yarbrough, 2018

## Lowest ERA (min. 162 IP)

1.89 Blake Snell, 2018

## Most Wins

21 Blake Snell, 2018

## Most Relief Wins

14 Ryan Yarbrough, 2018

## Most Wins vs. One Club

4 Shane McClellan, 2021 vs. BAL  
David Price, 2010 vs. TOR  
Paul Wilson, 2002 vs. BAL

## Best Winning Pct. (min. 15 decisions)

.810 (17-4) Matt Moore, 2013

## Longest Winning Streak

10 Jalen Beeks, 8/2/18-6/6/19  
9 Blake Snell, 8/10/18-9/23/18  
Matt Moore, 9/29/12-5/19/13  
8 Charlie Morton, 3/29/19-6/10/19  
Yonny Chirinos, 8/22/18-4/29/19  
David Price, 6/19/12-8/16/12

## Longest Winning Streak, Start of Season

8 Charlie Morton, 3/29/19-6/10/19  
Matt Moore, 4/5/13-5/19/13

## Most Losses

19 Chris Archer, 2016

## Longest Losing Streak

11 Geremi González, 8/24/03-7/5/04  
10 Albie Lopez, 4/29/01-7/2/01

## Longest Losing Streak, Start of Season

8 Edwin Jackson, 2007  
Tanyon Sturtze, 2002

## Most Consecutive Scoreless Innings

27.1 J.P. Howell, 6/14/12-8/30/12  
25.0 Álex Torres, 9/24/11-6/22/13  
24.2 Alex Cobb, 4/1/14-5/27/14  
23.0 Collin McHugh, 5/27/21-7/11/21  
James Shields, 8/26/11-9/5/11  
22.1 Matt Moore, 6/25/13-7/11/13  
22.0 Pete Fairbanks, 7/25/22-Current  
Fernando Rodney, 6/16/12-8/7/12

## Most Consecutive Innings with 0 ER

33.2 Collin McHugh, 5/27/21-8/21/21

## Most Consecutive Scoreless Innings, Tropicana Field

29.1 David Price, 7/14/12-9/20/12

## Most Consecutive Hitless Innings

11.0 Drew Rasmussen, 8/7/22-8/14/22  
Steve Geltz, 6/6/15-6/24/15

## Most Consecutive Homerless Innings

82.1 Alex Cobb, 7/18/14-9/28/14  
76.0 Jake McGee, 9/6/13-9/9/14

## Most Saves

48 Fernando Rodney, 2012

## Highest Save Pct. (min. 20 Save Opp.)

96.0 (48 of 50) Fernando Rodney, 2012

## Most Consecutive Saves

22 Fernando Rodney, 5/27/12-8/13/12

## Most Consecutive Saves, Start of Season

21 Alex Colomé, 4/17/16-7/21/16

## Most Complete Games

11 James Shields, 2011

## Most Shutouts

4 James Shields, 2011

## Most Quality Starts

25 (3x), last David Price, 2012

## Most Games Finished

66 Roberto Hernández, 1999

## Most Home Runs Allowed

34 James Shields, 2010

## Most Walks

111 Tony Saunders, 1998

## Most Hit Batters

20 Victor Zambrano, 2003

## Most Wild Pitches

17 Matt Moore, 2013

## Most 10+ Strikeout Games

9 (3x), last Chris Archer, 2017



# ROOKIE RECORDS

## BATTING / SINGLE SEASON & GAME

### Most Games, Season

162 Delmon Young, 2007

### Most At-Bats, Season

645 Delmon Young, 2007

### Most Hits, Season

186 Delmon Young, 2007

### Most Hits, Game

5 Mikie Mahtook, 9/18/15 vs. BAL

### Highest Batting Avg. (min. 100 Games)

.300 Joey Wendle, 2018

### Highest On-Base Pct. (min. 100 Games)

.379 Steve Cox, 2000

### Highest Slugging Pct. (min. 100 Games)

.534 Jonny Gomes, 2005

### Longest Hitting Streak

13 Delmon Young, 6/15/07-6/28/07  
Rocco Baldelli, 3/31/03-4/16/03

### Most Home Runs, Season

27 Evan Longoria, 2008

### Most Home Runs, Month

8 Evan Longoria, June 2008

### Most Home Runs, Game

3 Evan Longoria, 9/18/08 vs. MIN  
Jonny Gomes, 7/30/05 vs. KC

### Most Doubles, Season

38 Delmon Young, 2007

### Most Triples, Season

10 Akinori Iwamura, 2007

### Most RBI, Season

93 Delmon Young, 2007

### Most RBI, Game

6 Joey Butler, 10/4/15 vs. TOR  
Evan Longoria, 5/24/08 vs. BAL

5 Reid Brignac, 7/17/10 at NYY  
John Jaso, 6/6/10 at TEX  
Delmon Young, 5/17/07 vs. TEX  
Antonio Pérez, 7/24/03 at BOS  
Rocco Baldelli, 4/30/03 at MIN  
Aubrey Huff, 9/19/01 at BOS  
Bubba Trammell, 9/21/98 at BOS

### Most Extra-Base Hits, Season

60 Evan Longoria, 2008

### Most Extra-Base Hits, Game

3 (14x), last Randy Arozarena, 5/19/21 at BAL

### Most Stolen Bases, Season

27 Rocco Baldelli, 2003

### Most Walks, Season

59 John Jaso, 2010

### Most Runs Scored, Season

94 Randy Arozarena, 2021

## PITCHING / SINGLE SEASON & GAME

### Most Wins, Season

16 Ryan Yarbrough, 2018

### Most Strikeouts, Season

175 Matt Moore, 2012

### Most Strikeouts, Game

12 Dan Wheeler, 9/12/99 vs. OAK

### Most Innings, Season

202 Rolando Arrojo, 1998

### Most Relief Innings, Season

118.2 Ryan Yarbrough, 2018

### Most Games, Season

70 Steve Geltz, 2015

### Most Saves, Season

26 Lance Carter, 2003

### Longest Winning Streak

7 Ryan Yarbrough, 2018  
Wade Davis, 2010  
Jeff Niemann, 2009





# CAREER LEADERS

## BATTING LEADERS

### Batting Avg. (min. 1,200 PA)

Carl Crawford	.296
Fred McGriff	.291
James Loney	.291
Jason Bartlett	.288
Aubrey Huff	.287
Julio Lugo	.287
Akinori Iwamura	.281
Rocco Baldelli	.280
Randy Winn	.279
Yandy Diaz	.277

### On-Base Pct. (min. 1,200 PA)

Fred McGriff	.380
Yandy Diaz	.374
Ben Grieve	.364
Carlos Peña	.360
Ben Zobrist	.354
Akinori Iwamura	.354
Ji-Man Choi	.352
Julio Lugo	.350
Jason Bartlett	.349
Randy Arozarena	.343

### Slugging Pct. (min. 1,200 PA)

Brandon Lowe	.495
Austin Meadows	.492
Fred McGriff	.484
Carlos Peña	.483
Evan Longoria	.483
Aubrey Huff	.477
Randy Arozarena	.462
Jonny Gomes	.455
Jorge Cantú	.448
Carl Crawford	.444

### Games

Evan Longoria	1,435
Carl Crawford	1,235
Ben Zobrist	1,064
B.J. Upton	966
Kevin Kiermaier	914
Aubrey Huff	799
Carlos Peña	726
Matt Joyce	633
Toby Hall	586
Fred McGriff	577

### At-Bats

Evan Longoria	5,450
Carl Crawford	4,992
Ben Zobrist	3,850
B.J. Upton	3,568
Kevin Kiermaier	3,053
Aubrey Huff	3,028
Carlos Peña	2,432
Desmond Jennings	2,076
Fred McGriff	2,074
Toby Hall	2,050

### Home Runs

Evan Longoria	261
Carlos Peña	163
Aubrey Huff	128
B.J. Upton	118
Ben Zobrist	114
Carl Crawford	104
Fred McGriff	99
Brandon Lowe	84
Kevin Kiermaier	82
Matt Joyce	76

### Triples

Carl Crawford	105
Kevin Kiermaier	51
Ben Zobrist	32
Randy Winn	28
Desmond Jennings	22
Akinori Iwamura	21
B.J. Upton	20
Evan Longoria	19
Rocco Baldelli	17
Julio Lugo	15

### Doubles

Evan Longoria	338
Ben Zobrist	229
Carl Crawford	215
B.J. Upton	202
Aubrey Huff	172
Kevin Kiermaier	140
Carlos Peña	113
Toby Hall	112
Matt Joyce	111
Julio Lugo	107

### Hits

Carl Crawford	1,480
Evan Longoria	1,471
Ben Zobrist	1,016
B.J. Upton	910
Aubrey Huff	870
Kevin Kiermaier	756
Fred McGriff	603
Carlos Peña	559
Julio Lugo	550
Toby Hall	538

### Runs

Evan Longoria	780
Carl Crawford	765
Ben Zobrist	565
B.J. Upton	539
Kevin Kiermaier	410
Carlos Peña	402
Aubrey Huff	400
Desmond Jennings	311
Julio Lugo	283
Fred McGriff	277

### RBI

Evan Longoria	892
Carl Crawford	592
Ben Zobrist	511
Carlos Peña	468
Aubrey Huff	449
B.J. Upton	447
Fred McGriff	359
Kevin Kiermaier	316
Matt Joyce	280
Toby Hall	251

### Walks

Evan Longoria	569
Ben Zobrist	542
Carlos Peña	460
B.J. Upton	430
Fred McGriff	305
Carl Crawford	293
Matt Joyce	268
Aubrey Huff	247
Kevin Kiermaier	236
Desmond Jennings	219



**Strikeouts**

Evan Longoria	1,220
B.J. Upton	1,020
Carlos Peña	811
Carl Crawford	768
Kevin Kiermaier	736
Ben Zobrist	701
Steven Souza Jr.	482
Desmond Jennings	481
Matt Joyce	468
Brandon Lowe	437

**Extra-Base Hits**

Evan Longoria	618
Carl Crawford	424
Ben Zobrist	375
B.J. Upton	340
Aubrey Huff	309
Carlos Peña	283
Kevin Kiermaier	273
Fred McGriff	202
Matt Joyce	197
Desmond Jennings	176

**Stolen Bases**

Carl Crawford	409
B.J. Upton	232
Kevin Kiermaier	112
Ben Zobrist	102
Desmond Jennings	95
Julio Lugo	88
Randy Winn	80
Miguel Cairo	69
Jason Bartlett	61
Rocco Baldelli	59

**Total Bases**

Evan Longoria	2,630
Carl Crawford	2,217
Ben Zobrist	1,651
B.J. Upton	1,506
Aubrey Huff	1,444
Kevin Kiermaier	1,244
Carlos Peña	1,175
Fred McGriff	1,004
Matt Joyce	844
Desmond Jennings	816

**Sacrifice Flies**

Evan Longoria	76
Ben Zobrist	46
Carl Crawford	35
B.J. Upton	30
Matt Joyce	28
Carlos Peña	27
Toby Hall	26
Aubrey Huff	26
John Flaherty	20
Jonny Gomes	19

**Sacrifice Hits**

Carl Crawford	31
Miguel Cairo	24
Dioner Navarro	24
Sean Rodríguez	24
Desmond Jennings	22
Kevin Bartlett	20
Julio Lugo	20
Randy Winn	20
Ben Zobrist	19
3 tied	15

**DID YOU KNOW?****LET'S PLAY TWO!**

The Rays have played 37 doubleheaders in club history, going 7-14-16 (W-L-T). They are 3-4-7 in traditional doubleheaders and 4-10-9 in split doubleheaders. The seven times they swept a doubleheader: July 2, 2022 at TOR, July 7, 2021 vs. CLE, Sep 17, 2020 at BAL, May 1, 2014 at BOS, June 24, 2012 at PHI, April 28, 2011 at MIN and Sep 23, 2008 at BAL.

Five of these doubleheaders occurred at Tropicana Field, all of them traditional. The Rays have split four of these and swept one.

- ◆ The first Tropicana Field doubleheader, Sep 30, 2004 vs. DET, was a result of games rescheduled due to Hurricane Frances four weeks prior. They lost the first game, 8-0, and won the second, 6-4.
- ◆ On June 10, 2017 vs. OAK, the Rays hosted MLB's first scheduled twin bill since July 16, 2011 (Angels at Athletics). They won the first game, 6-5, on a 10th-inning walk-off single by Evan Longoria. Forty minutes later, they began the next game, a 7-2 loss.
- ◆ On Sep 3, 2019 vs. BAL, the series finale was moved up a day as part of a doubleheader as Hurricane Dorian approached. The Rays lost the first game, 4-2, and won the second, 2-0.
- ◆ On Aug 8, 2020 vs. NYY, a schedule change due to the COVID-19 pandemic prompted a doubleheader. The Rays lost the first game, 8-4, and won the second, 5-3.
- ◆ On July 7, 2021 vs. CLE, the schedule was adjusted due to the path of Tropical Storm Elsa. The Rays swept a doubleheader at Tropicana Field for the first time, winning a pair of 7-inning games 8-1 and 4-0. They did not allow a hit in Game 2, using five pitchers to combine for the Elias Sports Bureau definition of a "notable achievement."



## PITCHING LEADERS

### ERA (min. 300 IP)

David Price	3.18
Blake Snell	3.24
Alex Cobb	3.50
Chris Archer	3.71
Jeremy Hellickson	3.78
Jake Odorizzi	3.82
Matt Garza	3.86
Matt Moore	3.88
James Shields	3.89
Scott Kazmir	3.92

### Games

Jake McGee	297
Joel Peralta	296
Grant Balfour	274
Esteban Yan	266
Dan Wheeler	258
J.P. Howell	252
Travis Harper	240
James Shields	218
Roberto Hernández	207
Alex Colomé	196

### Games Started

James Shields	217
Chris Archer	182
David Price	170
Scott Kazmir	144
Jake Odorizzi	124
Alex Cobb	115
Jeremy Hellickson	108
Blake Snell	108
Matt Garza	94
Matt Moore	94

### Innings Pitched

James Shields	1,454.2
David Price	1,143.2
Chris Archer	1,082.1
Scott Kazmir	834.0
Alex Cobb	700.0
Jake Odorizzi	698.0
Jeremy Hellickson	640.0
Matt Garza	592.1
Ryan Yarbrough	579.2
Blake Snell	556.0

### Wins

James Shields	87
David Price	82
Chris Archer	55
Scott Kazmir	55
Alex Cobb	48
Blake Snell	42
Jeremy Hellickson	40
Jeff Niemann	40
Jake Odorizzi	40
Ryan Yarbrough	40

### Losses

James Shields	73
Chris Archer	69
David Price	47
Scott Kazmir	44
Jake Odorizzi	37
Bryan Rekar	37
Ryan Rupe	37
Jeremy Hellickson	36
Alex Cobb	35
6 tied	31

### Winning Pct. (min. 50 Dec.)

David Price	.636 (82-47)
Jeff Niemann	.606 (40-26)
Blake Snell	.583 (42-30)
Matt Moore	.582 (39-28)
Alex Cobb	.578 (48-35)
Victor Zambrano	.565 (35-27)
Ryan Yarbrough	.563 (40-31)
Wade Davis	.560 (28-22)
Scott Kazmir	.556 (55-44)
James Shields	.544 (87-73)

### Strikeouts

James Shields	1,250
Chris Archer	1,167
David Price	1,065
Scott Kazmir	874
Blake Snell	648
Jake Odorizzi	639
Alex Cobb	570
Matt Moore	494
Matt Garza	467
Ryan Yarbrough	467

### Saves

Roberto Hernández	101
Alex Colomé	95
Fernando Rodney	85
Danys Báez	71
Rafael Soriano	45
Brad Boxberger	43
Esteban Yan	42
Troy Percival	34
Lance Carter	29
3 tied	26

### Complete Games

James Shields	19
David Price	10
Matt Garza	6
Joe Kennedy	6
Albie Lopez	5
Rolando Arrojo	4
Mark Hendrickson	4
Jeff Niemann	4
Tanyon Sturtze	4
5 tied	3

### Shutouts

James Shields	8
Chris Archer	3
Matt Garza	3
Jeff Niemann	3
Rolando Arrojo	2
Joe Kennedy	2
Albie Lopez	2
David Price	2
Bobby Witt	2
14 tied	1

### Lowest Opp Avg. (min. 300 IP)

Blake Snell	.233
David Price	.233
Jake Odorizzi	.235
Chris Archer	.238
Victor Zambrano	.241
Matt Garza	.242
J.P. Howell	.242
Matt Moore	.243
Jeremy Hellickson	.245
Alex Cobb	.246



# SINGLE-SEASON LEADERS

## BATTING LEADERS

### Batting Avg. (min. 502 PA)

Jason Bartlett, 2009	.320
Carl Crawford, 2007	.315
Aubrey Huff, 2003	.311
Fred McGriff, 1999	.310
Carl Crawford, 2010	.307
Casey Kotchman, 2011	.306
Carl Crawford, 2009	.305
Carl Crawford, 2006	.305
Carl Crawford, 2005	.301
Joey Wendle, 2018	.300

### On-Base Pct. (min. 502 PA)

Carlos Peña, 2007	.411
Ben Zobrist, 2009	.405
Fred McGriff, 1999	.405
Yandy Diaz, 2022	.401
Jason Bartlett, 2009	.389
B.J. Upton, 2007	.386
B.J. Upton, 2008	.383
Casey Kotchman, 2011	.378
Ben Zobrist, 2012	.377
Carlos Peña, 2008	.377

### Slugging Pct. (min. 502 PA)

Carlos Peña, 2007	.627
José Canseco, 1999	.563
Austin Meadows, 2019	.558
Aubrey Huff, 2003	.555
Fred McGriff, 1999	.552
Ben Zobrist, 2009	.543
Carlos Peña, 2009	.537
Evan Longoria, 2008	.531
Evan Longoria, 2009	.526
Brandon Lowe, 2021	.523

### Games

Evan Longoria, 2014	162
Delmon Young, 2007	162
Aubrey Huff, 2003	162
Evan Longoria, 2016	160
Evan Longoria, 2015	160
Evan Longoria, 2013	160
Carlos Peña, 2012	160
James Loney, 2013	158
Julio Lugo, 2005	158
Fred McGriff, 2000	158

### At-Bats

Delmon Young, 2007	645
Carl Crawford, 2005	644
Rocco Baldelli, 2003	637
Aubrey Huff, 2003	636
Evan Longoria, 2016	633
Gerald Williams, 2000	632
Carl Crawford, 2003	630
Akinori Iwamura, 2008	627
Carl Crawford, 2004	626
Evan Longoria, 2014	624

### Home Runs

Carlos Peña, 2007	46
Brandon Lowe, 2021	39
Carlos Peña, 2009	39
Logan Morrison, 2017	38
Evan Longoria, 2016	36
Aubrey Huff, 2003	34
José Canseco, 1999	34
Mike Zunino, 2021	33
Austin Meadows, 2019	33
Evan Longoria, 2009	33

### Triples

Carl Crawford, 2004	19
Carl Crawford, 2006	16
Carl Crawford, 2005	15
Carl Crawford, 2010	13
Kevin Kiermaier, 2015	12
Mallex Smith, 2018	10
Carl Crawford, 2008	10
Akinori Iwamura, 2007	10
6 tied	9

### Doubles

Aubrey Huff, 2003	47
Ben Zobrist, 2011	46
Evan Longoria, 2010	46
Evan Longoria, 2009	44
Randy Arozarena, 2022	41
Evan Longoria, 2016	41
Julio Lugo, 2004	41
Jorge Cantú, 2005	40
3 tied	39

### Hits

Aubrey Huff, 2003	198
Carl Crawford, 2005	194
Delmon Young, 2007	186
Carl Crawford, 2009	185
Carl Crawford, 2004	185
Carl Crawford, 2010	184
Carl Crawford, 2007	184
Rocco Baldelli, 2003	184
Carl Crawford, 2006	183
Julio Lugo, 2005	182

### Runs

Carl Crawford, 2010	110
Carl Crawford, 2004	104
Carl Crawford, 2005	101
Evan Longoria, 2009	100
Ben Zobrist, 2011	99
Carlos Peña, 2007	99
Brandon Lowe, 2021	97
Evan Longoria, 2010	96
Carl Crawford, 2009	96
Randy Arozarena, 2021	94

### RBI

Carlos Peña, 2007	121
Jorge Cantú, 2005	117
Evan Longoria, 2009	113
Aubrey Huff, 2003	107
Austin Meadows, 2021	106
Fred McGriff, 2000	106
Evan Longoria, 2010	104
Aubrey Huff, 2004	104
Fred McGriff, 1999	104
Carlos Peña, 2008	102

### Walks

Carlos Peña, 2007	103
Ben Zobrist, 2012	97
B.J. Upton, 2008	97
Carlos Peña, 2008	96
Ben Zobrist, 2010	92
Ben Zobrist, 2009	91
Fred McGriff, 2000	91
4 tied	87



Strikeouts	
Carlos Peña, 2012	182
Steven Souza Jr., 2017	179
Randy Arozarena, 2021	170
B.J. Upton, 2012	169
Brandon Lowe, 2021	167
Carlos Peña, 2008	166
B.J. Upton, 2010	164
Carlos Peña, 2009	163
Evan Longoria, 2013	162
B.J. Upton, 2011	161

Total Bases	
Aubrey Huff, 2003	353
Evan Longoria, 2016	330
Evan Longoria, 2009	307
Carlos Peña, 2007	307
Evan Longoria, 2013	306
Carl Crawford, 2005	302
Carl Crawford, 2010	297
Jorge Cantú, 2005	297
Austin Meadows, 2019	296
Aubrey Huff, 2004	296

Extra-Base Hits	
Aubrey Huff, 2003	84
Evan Longoria, 2016	81
Evan Longoria, 2009	77
Carlos Peña, 2007	76
Evan Longoria, 2013	74
Evan Longoria, 2010	73
Ben Zobrist, 2011	72
Brandon Lowe, 2021	70
Austin Meadows, 2019	69
Jorge Cantú, 2005	69

Sacrifice Flies	
Evan Longoria, 2017	12
Ben Zobrist, 2010	12
Joey Wendle, 2018	10
Evan Longoria, 2010	10
John Flaherty, 1999	10
6 tied	9

Stolen Bases	
Carl Crawford, 2009	60
Carl Crawford, 2004	59
Carl Crawford, 2006	58
Carl Crawford, 2003	55
Carl Crawford, 2007	50
Carl Crawford, 2010	47
Carl Crawford, 2005	46
B.J. Upton, 2008	44
B.J. Upton, 2010	42
B.J. Upton, 2009	42

Sacrifice Hits	
Félix Martínez, 2000	12
Jason Bartlett, 2010	11
Miguel Cairo, 1998	11
Randy Winn, 1998	11
Nick Green, 2005	10
Dave Martínez, 1999	10
Desmond Jennings, 2014	9
Carl Crawford, 2006	9
Gerald Williams, 2000	9
Quinton McCracken, 1998	9

DID YOU KNOW?

## RAYS TO STEAL HOME

PLAYER	DATE
Randy Winn	June 30, 1998 vs. ATL
Greg Vaughn	Aug 21, 2000 at CHW
Aubrey Huff *	Sep 6, 2003 vs. OAK
Geoff Blum	May 2, 2004 vs. OAK
Carl Crawford *	July 5, 2006 vs. BOS
B.J. Upton *	Sep 17, 2007 at LAA
B.J. Upton	April 8, 2008 vs. SEA
B.J. Upton *	July 8, 2009 vs. TOR
Ben Zobrist	Aug 16, 2011 at BOS (G2)
Desmond Jennings	July 3, 2012 vs. NYY
Mallex Smith	Sep 9, 2018 vs. BAL
Austin Meadows	May 31, 2019 vs. MIN
Willy Adames	June 19, 2019 vs. OAK
Randy Arozarena *	Oct 7, 2021 vs. BOS +

\* DID NOT INVOLVE A DOUBLE STEAL + POSTSEASON



## PITCHING LEADERS

### ERA (min. 162 IP)

Blake Snell, 2018	1.89
Shane McClellanahan, 2022	2.54
David Price, 2012	2.56
David Price, 2010	2.72
James Shields, 2011	2.82
Alex Cobb, 2014	2.87
Jeremy Hellickson, 2011	2.95
Charlie Morton, 2019	3.05
Jeremy Hellickson, 2012	3.10
David Price, 2014	3.11

### Games

Randy Choate, 2010	85
Joel Peralta, 2013	80
Joel Peralta, 2012	76
Fernando Rodney, 2012	76
Shawn Camp, 2006	75
Sergio Romo, 2018	73
Jake McGee, 2014	73
Grant Balfour, 2009	73
Roberto Hernández, 1999	72
3 tied	71

### Games Started

Chris Archer, 2017	34
Chris Archer, 2015	34
David Price, 2011	34
Scott Kazmir, 2007	34
9 tied	33

### Innings Pitched

James Shields, 2011	249.1
James Shields, 2012	227.2
David Price, 2011	224.1
Tanyon Sturtze, 2002	224.0
James Shields, 2009	219.2
James Shields, 2008	215.0
James Shields, 2007	215.0
Chris Archer, 2015	212.0
David Price, 2012	211.0
David Price, 2010	208.2

### Wins

Blake Snell, 2018	21
David Price, 2012	20
David Price, 2010	19
Matt Moore, 2013	17
Charlie Morton, 2019	16
Ryan Yarbrough, 2018	16
James Shields, 2011	16
James Shields, 2012	15
Matt Garza, 2010	15
3 tied	14

### Losses

Chris Archer, 2016	19
Tanyon Sturtze, 2002	18
James Shields, 2010	15
Edwin Jackson, 2007	15
Mark Hendrickson, 2004	15
Bobby Witt, 1999	15
Tony Saunders, 1998	15
Wilson Álvarez, 1998	14
6 tied	13

### Winning Pct. (min. 15 Dec.)

Matt Moore, 2013	.810
Blake Snell, 2018	.808
David Price, 2012	.800
David Price, 2010	.760
Charlie Morton, 2019	.727
Ryan Yarbrough, 2018	.727
Jeff Niemann, 2009	.684
Ryan Yarbrough, 2019	.647
Erasmus Ramirez, 2015	.647
James Shields, 2008	.636

### Strikeouts

Chris Archer, 2015	252
Chris Archer, 2017	249
Charlie Morton, 2019	240
Scott Kazmir, 2007	239
Chris Archer, 2016	233
James Shields, 2011	225
James Shields, 2012	223
Blake Snell, 2018	221
David Price, 2011	218
David Price, 2012	205

### Saves

Fernando Rodney, 2012	48
Alex Colomé, 2017	47
Rafael Soriano, 2010	45
Roberto Hernández, 1999	43
Brad Boxberger, 2015	41
Danys Báez, 2005	41
Alex Colomé, 2016	37
Fernando Rodney, 2013	37
Roberto Hernández, 2000	32
Danys Báez, 2004	30

### Complete Games

James Shields, 2011	11
Joe Kennedy, 2002	5
David Price, 2013	4
Tanyon Sturtze, 2002	4
Albie Lopez, 2000	4
6 tied	3

### Shutouts

James Shields, 2011	4
Chris Archer, 2013	2
James Shields, 2012	2
Jeff Niemann, 2009	2
Matt Garza, 2008	2
James Shields, 2008	2
Bobby Witt, 1999	2
Rolando Arrojo, 1998	2
23 tied	1

### Lowest Opp Avg. (min. 162 IP)

Blake Snell, 2018	.178
Shane McClellanahan, 2022	.194
Jeremy Hellickson, 2011	.210
Charlie Morton, 2019	.215
James Shields, 2011	.217
Chris Archer, 2015	.220
David Price, 2010	.221
David Price, 2012	.226
David Price, 2011	.230
Alex Cobb, 2014	.231



# RAYS RECORDS AT TROPICANA FIELD

## BATTING LEADERS / ALL-TIME

### Batting Avg. (min. 500 PA)

Carl Crawford	.304
Akinori Iwamura	.297
Fred McGriff	.293
Jorge Cantú	.293
Jason Bartlett	.290
Yandy Díaz	.285
Aubrey Huff	.285
Randy Winn	.284
Rocco Baldelli	.284
Randy Arozarena	.282

### Home Runs

Evan Longoria	129
Carlos Peña	85
Aubrey Huff	69
B.J. Upton	60
Ben Zobrist	55
Carl Crawford	53
Fred McGriff	52
Brandon Lowe	39
Kevin Kiermaier	37
2 tied	31

### RBI

Evan Longoria	419
Carl Crawford	298
Carlos Peña	243
Aubrey Huff	240
Ben Zobrist	232
B.J. Upton	215
Fred McGriff	180
Kevin Kiermaier	164
Matt Joyce	137
Brandon Lowe	115

## BATTING LEADERS / SINGLE SEASON

### Batting Avg. (min. 200 PA)

Mallex Smith, 2018	.347
Fred McGriff, 1999	.344
Harold Ramírez, 2022	.333
Carl Crawford, 2004	.332
Aubrey Huff, 2002	.328
Matt Duffy, 2018	.325
Randy Winn, 2002	.325
Evan Longoria, 2010	.324
Carl Crawford, 2003	.319
Casey Kotchman, 2011	.315

### Home Runs

Carlos Peña, 2007	23
Brad Miller, 2016	22
Brandon Lowe, 2021	19
Carlos Peña, 2009	19
Carlos Peña, 2010	18
Ben Zobrist, 2009	18
Ty Wigginton, 2006	18
Fred McGriff, 1999	18
4 tied	17

### RBI

Jorge Cantú, 2005	61
Carlos Peña, 2007	59
Carlos Peña, 2008	57
Ben Zobrist, 2009	56
Aubrey Huff, 2004	55
Evan Longoria, 2009	54
Fred McGriff, 1999	54
Aubrey Huff, 2003	53
Austin Meadows, 2021	52
2 tied	51

### DID YOU KNOW?

## RAYS ALL-TIME EJECTION LEADERS

Joe Maddon leads the list with 37 ejections while Carl Crawford and B.J. Upton lead Rays players with five. Thirty-eight of the Rays 182 ejections all-time have come against the Red Sox. The Rays had eight players/coaches ejected and the Red Sox had none on Aug 29, 2000.

Joe Maddon	37	Mike DiFelice	3	Tom Foley	2
Larry Rothschild	15	Yunel Escobar	3	Jonny Gomes	2
Kevin Cash	13	Matt Joyce	3	Jim Hickey	2
Lou Piniella	9	Dave Martinez	3	Aubrey Huff	2
Hal McRae	7	John McLaren	3	Julio Lugo	2
Carl Crawford	5	Mike Butcher	2	David Price	2
B.J. Upton	5	José Cardenal	2	Derek Shelton	2
Greg Vaughn	4	Lee Elia	2		



## PITCHING LEADERS / ALL-TIME

### Wins

James Shields	47
David Price	35
Scott Kazmir	26
Chris Archer	23
Alex Cobb	23
Blake Snell	23
Matt Moore	21
Jake Odorizzi	21
Matt Garza	20
Jeremy Hellickson	20

### ERA (min. 200 IP)

Blake Snell	2.51
David Price	2.89
Alex Cobb	3.10
Matt Garza	3.21
Chris Archer	3.31
James Shields	3.34
Jake Odorizzi	3.38
Wade Davis	3.44
Jeremy Hellickson	3.59
Scott Kazmir	3.67

### Strikeouts

James Shields	693
Chris Archer	609
David Price	551
Scott Kazmir	460
Jake Odorizzi	354
Blake Snell	330
Alex Cobb	317
Matt Moore	271
Jeremy Hellickson	258
Matt Garza	250

## PITCHING LEADERS / SINGLE SEASON

### Wins

Blake Snell, 2018	10
Shane McClellan, 2022	9
Ryan Yarbrough, 2018	9
James Shields, 2011	9
David Price, 2010	9
Charlie Morton, 2019	8
James Shields, 2012	8
Matt Garza, 2010	8
David Price, 2009	8
Scott Kazmir, 2008	8

### ERA (min. 50 IP)

Blake Snell, 2018	1.27
David Price, 2012	1.81
Scott Kazmir, 2006	1.91
David Price, 2010	1.96
Jeffrey Springs, 2022	2.23
Drew Rasmussen, 2022	2.24
Josh Fleming, 2021	2.28
James Shields, 2011	2.36
Alex Cobb, 2017	2.46
Jeremy Hellickson, 2011	2.54

### Strikeouts

Chris Archer, 2015	144
Charlie Morton, 2019	143
Scott Kazmir, 2007	137
Chris Archer, 2017	135
David Price, 2011	129
James Shields, 2012	128
Shane McClellan, 2022	127
James Shields, 2011	124
Chris Archer, 2016	123
James Shields, 2010	109

### DID YOU KNOW?

## ROBERTO CLEMENTE AWARD

Since 1971, Major League Baseball has annually presented an award that recognizes a player who best exemplifies the game of baseball through sportsmanship, community involvement and positive contributions to his team.

In 1973, following the tragic death of Roberto Clemente, the award was named to honor the man whose spirit and goodwill will always be remembered. The 12-time All-Star and Hall of Famer was killed in a plane crash in 1972 delivering food and medical supplies to earthquake victims of Nicaragua. The award recognizes those individuals who truly understand the value of helping others.

A panel of baseball dignitaries, including Vera Clemente and Commissioner Rob Manfred, annually selects the winner from a list of 30 candidates, one from each major league club. These local winners are announced in September on Roberto Clemente Day. The winner of the national Roberto Clemente Award is announced during a pregame ceremony at the World Series. Past winners include Edgar Martínez, Jamie Moyer, Jim Thome, Derek Jeter, Curt Schilling, Al Leiter, Tony Gwynn, Willie Mays, Ozzie Smith and Cal Ripken Jr. The Rays were represented on the ballot by Brandon Lowe in 2022.





# OPPONENT ALL-TIME LEADERS vs. RAYS

## BATTING LEADERS

### Batting Avg. (min. 250 PA)

Iván Rodríguez	.351
Joe Mauer	.345
Victor Martínez	.333
Bernie Williams	.330
Shea Hillenbrand	.329
Edgar Martínez	.327
Vladimir Guerrero	.324
Ramón Hernández	.319
Hideki Matsui	.314
Jerry Hairston Jr.	.313

### Home Runs

Alex Rodriguez	56
David Ortiz	53
Manny Ramírez	41
Chris Davis	33
José Bautista	32
Carlos Delgado	32
Edwin Encarnación	32
Jason Giambi	32
Mark Teixeira	27
Adam Jones	26

### Runs

Derek Jeter	184
Alex Rodriguez	157
David Ortiz	144
Johnny Damon	125
Manny Ramírez	112
Dustin Pedroia	105
Brett Gardner	102
Brian Roberts	101
Robinson Canó	100
Jason Giambi	95

### RBI

David Ortiz	178
Alex Rodriguez	160
Manny Ramírez	143
Derek Jeter	124
Jason Giambi	117
Jorge Posada	115
Johnny Damon	104
Robinson Canó	103
Hideki Matsui	99
Melvin Mora	91

### Hits

Derek Jeter	317
David Ortiz	245
Alex Rodriguez	234
Robinson Canó	210
Johnny Damon	198
Adam Jones	197
Manny Ramírez	178
Dustin Pedroia	173
Brian Roberts	168
2 tied	166

### Stolen Bases

Jacoby Ellsbury	39
Brian Roberts	38
Johnny Damon	33
Brett Gardner	32
Derek Jeter	30
Rajai Davis	25
Alex Rodriguez	23
Coco Crisp	22
Ichiro Suzuki	21
Mookie Betts	20

## PITCHING LEADERS

### ERA (min. 100 IP)

Mariano Rivera	1.69
Pedro Martínez	1.99
Félix Hernández	2.19
Orlando Hernández	2.54
Clay Buchholz	2.67
Jamie Moyer	2.78
David Wells	2.80
Chris Sale	2.82
Josh Beckett	2.89
Miguel González	3.00

### Strikeouts

CC Sabathia	319
Jon Lester	189
Chris Sale	193
Rick Porcello	185
A.J. Burnett	180
Pedro Martínez	172
Roy Halladay	170
Mike Mussina	170
Andy Pettitte	170
Tim Wakefield	164

### Wins

Tim Wakefield	21
Mike Mussina	19
CC Sabathia	18
Andy Pettitte	17
Jon Lester	14
Rick Porcello	14
John Lackey	13
5 tied	12

### Saves

Mariano Rivera	64
Jonathan Papelbon	26
Zack Britton	18
Joe Nathan	18
Troy Percival	18
Craig Kimbrel	17
Roberto Osuna	17
4 tied	16

### Games Started

CC Sabathia	53
Tim Wakefield	36
Mike Mussina	33
Andy Pettitte	33
Jon Lester	32
Rick Porcello	32
Roy Halladay	31
Mark Buehrle	28
A.J. Burnett	28
Chris Tillman	28

### Home Runs Allowed

CC Sabathia	46
Chris Tillman	29
Jon Lester	28
Tim Wakefield	26
Bartolo Colón	23
Masahiro Tanaka	23
Dylan Bundy	23
Andy Pettitte	21
Wei-Yin Chen	20
Rick Porcello	20



# MONTHLY RECORDS

## RAYS BY MONTH

YEAR	MARCH	APRIL	MAY	JUNE	JULY	AUG	SEP	OCT
1998	0-1	12-13	12-16	10-17	9-16	10-20	10-16	
1999		12-12	11-16	10-16	10-17	16-12	9-18	1-2
2000		9-15	8-19	15-11	12-14	15-15	9-18	1-0
2001		8-18	7-20	9-18	11-15	13-16	9-11	5-2
2002		9-15	9-19	10-17	7-20	11-18	9-17	
2003	1-0	9-17	11-16	5-21	14-12	13-16	10-17	
2004	1-1	6-13	11-17	20-6	11-17	10-18	9-18	2-1
2005		8-16	11-18	8-18	13-14	15-13	12-14	0-2
2006		11-14	10-18	14-13	9-17	9-19	8-19	0-1
2007		11-14	11-15	11-17	7-20	15-14	11-16	
2008	1-0	14-12	19-10	16-10	13-12	21-7	13-14	
2009		9-14	16-14	19-7	12-12	15-12	11-17	2-2
2010		17-6	17-12	11-14	19-7	17-12	13-14	2-1
2011		15-12	14-13	16-11	11-15	18-10	17-10	
2012		15-8	14-14	12-15	13-13	17-11	17-10	2-1
2013		12-14	18-10	13-15	21-5	11-15	17-12	
2014	1-0	10-16	12-17	13-16	17-6	13-16	11-14	
2015		12-10	14-15	16-12	9-16	14-13	12-15	3-1
2016		11-12	11-16	11-17	9-16	14-15	10-18	2-0
2017		12-14	17-13	13-13	12-13	13-15	12-14	1-0
2018	1-2	12-12	15-13	13-14	13-12	17-10	19-9	
2019	3-1	16-8	16-11	13-16	14-12	17-10	17-8	
2020					4-4	21-7	15-9	
2021		13-14	22-6	12-14	16-8	21-6	14-13	2-1
2022		12-9	16-12	12-14	14-13	18-9	14-14	0-5
<b>Totals</b>	<b>8-5</b> <b>.615</b>	<b>275-308</b> <b>.472</b>	<b>322-350</b> <b>.479</b>	<b>302-342</b> <b>.469</b>	<b>300-326</b> <b>.479</b>	<b>374-329</b> <b>.532</b>	<b>308-355</b> <b>.465</b>	<b>23-19</b> <b>.548</b>

### DID YOU KNOW?

## RAYS TO HOMER IN THEIR FIRST PLATE APPEARANCE AT TROPICANA FIELD

PLAYER	DATE	PITCH COUNT
Terry Shupert	March 31, 2003 vs. BOS	1-0 pitch off Alan Embree
Joe Dillon	May 30, 2009 vs. MIN	1-1 pitch off Francisco Liriano
Wil Myers	June 24, 2013 vs. TOR	1-2 pitch off Esmil Rogers
Jake Elmore	April 22, 2015 vs. BOS	2-2 pitch off Edward Mujica
Nick Ciuffo	Sep 7, 2018 vs. BAL	1-0 pitch off Dylan Bundy
Eric Sogard	Aug 3, 2019 vs. MIA	0-1 pitch off Elieser Hernández



## BATTING LEADERS

### Hits, By Month

April	39	Rocco Baldelli *	2003
May	44	Corey Dickerson	2017
June	42	Randy Winn	2002
July	40	Julio Lugo	2005
Aug	50	Carl Crawford	2007
Sep	38	Carl Crawford	2010

### Hits, Any Month

50	Carl Crawford	Aug	2007
44	Corey Dickerson	May	2017
	Aubrey Huff	Aug	2002
43	Carl Crawford	May	2009
42	Aubrey Huff	Aug	2003
	Randy Winn	June	2002

### RBI, By Month

April	25	Ben Zobrist	2011
May	31	Evan Longoria	2009
June	27	Greg Vaughn	2001
July	27	Gerald Williams	2000
Aug	29	Carlos Peña	2008, 2009
Sep	29	Carlos Peña	2007

### RBI, Any Month

31	Evan Longoria	May	2009
29	Carlos Peña	Aug	2009
	Carlos Peña	Aug	2008
	Carlos Peña	Sep	2007
28	Austin Meadows	May	2021
	Jorge Cantú	Aug	2005

### Home Runs, By Month

April	11	Jonny Gomes	2006
May	10	Logan Morrison	2017
		Aubrey Huff	2003
June	9	Evan Longoria	2016
		José Canseco	1999
July	8	Travis d'Arnaud	2019
		Carlos Peña	2007
		Aubrey Huff	2004, 2005
		Gerald Williams	2000
Aug	12	Carlos Peña	2009
Sep	13	Carlos Peña	2007

### Home Runs, Any Month

13	Carlos Peña	Sep	2007
12	B.J. Upton	Sep	2012
	Carlos Peña	Aug	2009
11	Jonny Gomes	April	2006
10	Logan Morrison	May	2017
	Evan Longoria	Aug	2011
	Aubrey Huff	May	2003
	José Canseco	April	1999

### Batting Avg., Best Months (min. 50 AB)

.422 (38 H/90 AB)	Fred McGriff	July	1999
.414 (36/87)	Matt Joyce	May	2011
.400 (24/60)	Harold Ramírez	July	2022
.397 (23/58)	Manuel Margot	May	2022
.389 (28/72)	Mallex Smith	Aug	2018
.389 (28/72)	Jason Bartlett	Aug	2008

\* ROOKIE

### DID YOU KNOW?

## ORGANIZATION NO-HITTERS

Jason Standridge	June 28, 1999 with Charleston (7 IP)
Doug Waechter	Aug 10, 2000 with Hudson Valley (9 IP)
Gerardo García	May 22, 2002 with Orlando (9 IP)
Chad Gaudin	July 15, 2003 with Orlando (7 IP) (Perfect Game)
Wade Davis	Aug 31, 2006 with Southwest Michigan (7 IP)
Wade Davis	May 4, 2007 with Vero Beach (7 IP)
Matt Moore	June 6, 2009 with Bowling Green (7 IP)
Matt Garza	July 26, 2010 with Tampa Bay (9 IP)
Matt Moore	June 16, 2011 with Montgomery (9 IP)
Victor Mateo	July 8, 2011 with Bowling Green (7 IP)
Victor Mateo	Aug 24, 2013 with Montgomery (9 IP)
Blake Snell	Aug 2, 2014 with Charlotte (5.1 IP)
Buddy Borden	May 13, 2015 with Charlotte (7 IP)
Justin Marks	July 16, 2016 with Durham (9 IP)

DOES NOT INCLUDE COMBINED NO-HITTERS



## PITCHING LEADERS

### Innings Pitched, By Month

April	46.1	James Shields	2011
May	47.1	James Shields	2007
June	47.1	Joe Kennedy	2002
July	48.1	David Price	2013
Aug	48.2	James Shields	2011
Sep	43.0	David Price	2010

### Innings Pitched, Any Month

48.2	James Shields	Aug	2011
48.1	David Price	July	2013
47.1	James Shields	May	2007
	Joe Kennedy	June	2002
46.2	David Price	July	2014
46.1	James Shields	April	2011

### Earned Run Average, Best Months (min. 25 IP)

0.73 (3 ER/37 IP)	Chris Archer *	July	2013
0.78 (3/34.2)	Rich Hill	May	2021
0.84 (3/32.1)	Chris Archer	April	2015
1.03 (3/26.1)	Jake Odorizzi	Sep	2017
1.04 (3/26)	Blake Snell	Aug	2018
1.06 (4/34)	Jeff Niemann	July	2011
1.13 (4/32)	Matt Moore	April	2013
1.15 (4/31.1)	Shane McClellan	May	2022
1.22 (5/37)	Scott Kazmir	May	2008
1.26 (5/35.2)	Blake Snell	Sep	2018
1.27 (5/35.1)	Matt Garza	Aug	2010
1.36 (5/33)	Shane McClellan	June	2022

### Strikeouts, By Month

April	56	Tyler Glasnow	2021
May	58	Chris Archer	2017
June	54	David Price	2014
July	46	Chris Archer	2017
		James Shields	2012
Aug	50	Chris Archer	2015
		Scott Kazmir	2007
Sep	53	Blake Snell	2018

### Wins, By Month

April	5	Matt Moore	2013
May	5	Scott Kazmir	2008
June	5	Jeremy Hellickson	2013
		David Price	2012
July	5	David Price	2013, 2014
Aug	5	Shane McClellan	2021
Sep	5	Blake Snell	2018

### Saves, By Month

April	9	Al Reyes	2007
May	10	Alex Colomé	2017
		Brad Boxberger	2015
June	7	Alex Colomé	2016
		Danys Báez	2004
		Roberto Hernández	1998
July	11	Rafael Soriano	2010
Aug	11	Danys Báez	2005
Sep	10	Danys Báez	2005

\* ROOKIE

### DID YOU KNOW?

## RAYS TO WIN MAJOR LEAGUE DEBUT

Rolando Arrojo	April 1, 1998 vs. DET (start)
Mickey Callaway	June 12, 1999 at MTL (start)
Joe Kennedy	June 6, 2001 at TOR (start)
Seth McClung	March 31, 2003 vs. BOS (relief)
Doug Waechter	Aug 27, 2003 vs. SEA (relief)
Scott Kazmir	Aug 23, 2004 at SEA (start)
Jeff Niemann	April 13, 2008 vs. BAL (start)
Jeremy Hellickson	Aug 2, 2010 vs. MIN (start)
Alex Colomé	May 30, 2013 at MIA (start)
Andrew Bellatti	May 9, 2015 vs. TEX (relief)
Jake Faria	June 7, 2017 vs. CHW (start)
Brendan McKay	June 29, 2019 vs. TEX (start)
Josh Fleming	Aug 23, 2020 vs. TOR (start)
Shane Baz	Sep 20, 2021 vs. TOR (start)



# TEAM & INDIVIDUAL FIELDING RECORDS

## SINGLE SEASON & GAME

### Most Double Plays, Team

198 1999

### Most Outfield Assists, Team

47 1998

### Best Fielding Pct., Team

.990 2013

### Fewest Errors, Team

59<sup>^</sup> 2013

### Most Errors, Team

139 2001

### Most Double Plays, Game

5 7/16/12 vs. CLE  
9/16/06 at TOR  
7/22/06 vs. BAL  
6/9/04 vs. SF (10 inn.)  
5/2/00 vs. TEX  
8/16/99 at DET  
5/18/99 at TEX  
9/17/98 vs. NYY

### Fewest Assists, Game

0# 5/17/03 at BAL  
5/1/02 at MIN

### Most Errors, Game

5 5/12/12 at BAL  
4/15/01 vs. TOR  
5/12/00 vs. TOR

### Most Errors, Inning

4 4/27/14 at CHW  
3 5/12/17 at BOS  
5/12/14 at SEA  
5/12/12 at BAL  
7/2/07 at CLE  
7/2/06 at WSH  
6/5/03 at CHC  
5/16/02 at NYY  
9/5/01 at SEA  
8/14/00 at BOS

### Most Consecutive Errorless Games

10 7/11/22-7/24/22  
7/28/11-8/7/11  
8/24/10-9/4/10  
4/23/08-5/3/08

### Most Consecutive Games with an Error

11 8/29/04-9/11/04

### Most Passed Balls, Game

3 8/20/21 vs. CHW

### Most Outfield Assists, Individual, Season

18 Quinton McCracken, 1998

### Most Outfield Assists, Individual, Inning

2 J. Gomes, 9/6/05 at NYY  
R. Baldelli, 8/12/04 at BOS

### Most Outfield Assists, Game

2 (21x), last Kevin Kiermaier,  
7/29/20 at ATL

### Most Caught Stealing, Game

3 J. Jaso, 5/30/10 vs. CHW  
D. Navarro, 7/16/06 at LAA  
T. Hall, 7/13/02 vs. SEA  
J. Flaherty, 7/16/99 vs. NYM

### Most Infield Assists, 9-Inning Game

10 Miguel Cairo (2x),  
8/7/00 vs. MIN;  
7/31/98 vs. DET

### Most Errors, Game

3 (7x), last Evan Longoria,  
4/17/12 at TOR

# TIES MODERN MAJOR LEAGUE RECORD  
^ EXCLUDES SHORTENED 2020 SEASON

## DID YOU KNOW?

### ABOUT PAUL C. SMITH & AL LOPEZ



**Paul C. Smith**, a longtime local sports journalist, passed away in 2005 at age 46. He wrote for the *St. Petersburg Times* and the Rays official website, and was executive sports editor of the *Tampa Tribune* from 1990-2000.



**Al Lopez**, one of two Tampa natives in the Hall of Fame, passed away in 2005 at age 97. After a 19-year career as a major league catcher, he found great success as manager of Cleveland and the White Sox.



# SINGLE-SEASON FIELDING LEADERS

## CATCHERS

### Putouts

909	Mike Zunino	2021
837	Dioner Navarro	2008
814	Dioner Navarro	2007
764	Mike Zunino	2019
759	Toby Hall	2005

### Assists

87	John Flaherty	1999
67	Dioner Navarro	2007
60	René Rivera	2015
	Toby Hall	2003
55	Dioner Navarro	2008

### Errors

14	Dioner Navarro	2007
11	René Rivera	2015
9	Toby Hall	2005
	Toby Hall	2003
8	Mike DiFelice	2000

### Fielding Pct. (Qualifiers)

.997	Francisco Mejia	2022
.996	Michael Perez	2020
	José Lobaton	2013
.995	Mike Zunino	2021
.994	5 tied	

## THIRD BASEMEN

### Putouts

127	Evan Longoria	2010
124	Evan Longoria	2011
121	Evan Longoria	2014
112	Evan Longoria	2009
109	Evan Longoria	2015

### Assists

302	Evan Longoria	2009
279	Evan Longoria	2013
276	Evan Longoria	2010
267	Evan Longoria	2017
262	Evan Longoria	2014

### Errors

15	Aubrey Huff	2001
14	Evan Longoria	2011
	Evan Longoria	2010
	Alex Gonzalez	2005
	Jared Sandberg	2002

### Fielding Pct. (Qualifiers)

.976	Evan Longoria	2015
.975	Evan Longoria	2016
	Akinori Iwamura	2007
.972	Evan Longoria	2013
.970	Evan Longoria	2009

## FIRST BASEMEN

### Putouts

1,300	Fred McGriff	2000
1,223	Travis Lee	2003
1,203	James Loney	2013
1,182	Carlos Peña	2012
1,150	Fred McGriff	1998

### Assists

130	Carlos Peña	2007
106	Carlos Peña	2008
100	Travis Lee	2003
98	James Loney	2013
95	Carlos Peña	2012

### Errors

13	Fred McGriff	1999
10	Carlos Peña	2009
	Fred McGriff	2000
9	James Loney	2014
	Fred McGriff	2001

### Fielding Pct. (Qualifiers)

.998	Casey Kotchman	2011
	Carlos Peña	2008
	Travis Lee	2006
	Travis Lee	2003
.997	Tino Martinez	2004

## SHORTSTOPS

### Putouts

310	Julio Lugo	2005
236	Julio Lugo	2004
229	Chris Gomez	2002
211	Julio Lugo	2003
208	Yunel Escobar	2013

### Assists

424	Julio Lugo	2005
422	Julio Lugo	2004
395	Yunel Escobar	2013
388	Willy Adames	2019
368	Félix Martínez	2000

### Errors

25	Julio Lugo	2004
24	Julio Lugo	2005
20	Jason Bartlett	2009
17	Willy Adames	2019
	Julio Lugo	2003

### Fielding Pct. (Qualifiers)

.989	Yunel Escobar	2013
.980	Chris Gomez	2002
	Asdrúbal Cabrera	2015
.979	Kevin Stocker	1998
.977	Jason Bartlett	2010

## SECOND BASEMEN

### Putouts

284	Akinori Iwamura	2008
278	Miguel Cairo	1998
253	Brent Abernathy	2002
251	Miguel Cairo	1999
218	2 tied	

### Assists

429	Miguel Cairo	1998
397	Akinori Iwamura	2008
377	Miguel Cairo	1999
350	Marlon Anderson	2003
332	Ben Zobrist	2013

### Errors

16	Miguel Cairo	1998
15	Marlon Anderson	2003
13	Jorge Cantú	2006
12	B.J. Upton	2007
	Brent Abernathy	2002

### Fielding Pct. (Qualifiers)

.993	Ben Zobrist	2013
.990	Akinori Iwamura	2008
.989	Ben Zobrist	2011
.986	Miguel Cairo	1999
.985	Logan Forsythe	2015

## OUTFIELDERS

### Putouts

437	Rocco Baldelli	2003
412	Kevin Kiermaier	2015
397	B.J. Upton	2010
394	Randy Winn	2002
382	B.J. Upton	2011

### Assists

18	Quinton McCracken	1998
16	B.J. Upton	2008
	Delmon Young	2007
15	Kevin Kiermaier	2015
14	Rocco Baldelli	2003

### Errors

10	José Cruz Jr.	2004
8	Rocco Baldelli	2004
7	Carlos Gómez	2018
	B.J. Upton	2008
	Delmon Young	2007

### Fielding Pct. (Qualifiers)

1.000	Kevin Kiermaier	2020
	Tommy Pham	2019
	Desmond Jennings	2014
	Desmond Jennings	2012
	Ben Zobrist	2010



## CAREER STARTS BY POSITION

### Catcher

Toby Hall	550
John Flaherty	442
Dioner Navarro	416
José Molina	237
2 tied	234

### First Base

Carlos Peña	666
Fred McGriff	482
James Loney	383
Travis Lee	338
Ji-Man Choi	283

### Second Base

Ben Zobrist	485
Miguel Cairo	349
Logan Forsythe	299
Brandon Lowe	290
Akinori Iwamura	215

### Shortstop

Julio Lugo	485
Jason Bartlett	380
Willy Adames	305
Yunel Escobar	283
Kevin Stocker	219

### Third Base

Evan Longoria	1,336
Aubrey Huff	272
Yandy Díaz	216
Jared Sandberg	173
Matt Duffy	162

### Left Field

Carl Crawford	1,127
Desmond Jennings	207
Randy Arozarena	179
Greg Vaughn	159
Tommy Pham	158

### Center Field

B.J. Upton	794
Kevin Kiermaier	759
Rocco Baldelli	374
Randy Winn	326
Desmond Jennings	306

### Right Field

Steven Souza Jr.	345
Matt Joyce	303
Ben Zobrist	250
Aubrey Huff	198
Dave Martinez	191

### DID YOU KNOW?

## PLAYERS TO HOMER IN THEIR FIRST AT-BAT WITH THE RAYS

PLAYER	DATE	PITCH COUNT
Bubba Trammell	April 3, 1998 vs. CHW	0-2 pitch off James Baldwin
Esteban Yan <sup>[1][2]</sup>	June 5, 2000 at NYM	first pitch off Bobby J. Jones
Gerald Williams <sup>[2]</sup>	April 3, 2000 at MIN	first pitch off Brad Radke
Terry Shumpert <sup>[2]</sup>	March 31, 2003 vs. BOS	1-0 pitch off Alan Embree
George Lombard <sup>[2]</sup>	April 19, 2003 at BAL	1-0 pitch off Rodrigo López
Kevin Cash <sup>[2]</sup>	June 15, 2005 vs. MIL	first pitch off Victor Santos
Elijah Dukes	April 2, 2007 at NYY	1-1 pitch off Carl Pavano
Brendan Harris	April 7, 2007 vs. TOR	1-2 pitch off Tomo Ohka
Dan Johnson <sup>[2]</sup>	Sep 10, 2008 at BOS	3-2 pitch off Jonathan Papelbon
Brandon Guyer <sup>[1][2]</sup>	May 6, 2011 at BAL	3-1 pitch off Zack Britton
Brandon Allen	April 26, 2012 vs. LAA	2-2 pitch off Jordan Walden
Ryan Roberts	July 25, 2012 at BAL	first pitch off Miguel González
Jake Elmore <sup>[2]</sup>	April 22, 2015 vs. BOS	2-2 pitch off Edward Mujica
Shane Peterson <sup>[2]</sup>	April 14, 2017 at BOS	2-2 pitch off Rick Porcello

[1] FIRST MAJOR LEAGUE PLATE APPEARANCE [2] FIRST PA WITH RAYS



# HOME RUN RECORDS

## RAYS GRAND SLAMS : 83

PLAYER	GAME	PITCHER
<b>1998 (3)</b>		
P. Sorrento	5/3 at CLE	C. Nagy
P. Sorrento (2)	6/27 at PHI	C. Schilling
W. Boggs	9/13 vs. TEX	E. Loaiza
<b>1999 (2)</b>		
T. Lowery	8/18 at DET	D. Borkowski
R. Winn	10/3 vs. NYY	J. Juden
<b>2000 (4)</b>		
F. McGriff	4/3 at MIN	B. Radke
F. McGriff (2)	5/17 at TEX	D. Davis
J. Guillén	6/25 at TEX	K. Rogers
S. Cox	6/27 vs. TOR	K. Escobar
<b>2001 (4)</b>		
B. Grieve	6/12 vs. PHI	E. Oropesa
G. Vaughn	6/26 at BOS	R. Arrojo
G. Vaughn (2)	7/22 vs. TEX	P. Mahomes
B. Grieve (2)	7/27 at TEX	R. Bell
<b>2002 (3)</b>		
R. Winn (2)	4/4 vs. DET	J. Miller
J. Flaherty	5/28 vs. SEA	J. Pineiro
J. Sandberg	7/30 vs. BAL	J. Stephens
<b>2003 (3)</b>		
J. Lugo	6/13 vs. PIT	B. Boehringer
M. Anderson	6/24 vs. NYY	A. Reyes
D. Rolls	7/24 at BOS	C. Fox
<b>2004 (2)</b>		
R. Baldelli	7/22 at MIN	J. Rincón
T. Hall	8/4 vs. BOS	B. Arroyo
<b>2005 (3)</b>		
E. Perez	6/8 at CIN	E. Milton
A. Huff	7/22 vs. BAL	B. Chen
A. Huff (2)	7/26 vs. BOS	C. Bradford
<b>2006 (2)</b>		
J. Gomes	4/12 vs. BAL	S. Rleal
J. Cantú	7/21 vs. BAL	A. Loewen
<b>2007 (6)</b>		
C. Crawford	4/24 vs. NYY	M. Myers
C. Peña	6/12 vs. SD	D. Brocail
D. Navarro	7/20 at NYY	E. Ramirez
J. Gomes (2)	8/7 at DET	J. Grilli
C. Peña	9/5 vs. BAL	F. Cabrera
J. Velandia	9/25 vs. NYY	B. Bruney
<b>2008 (5)</b>		
D. Navarro (2)	5/8 at TOR	S. Camp
C. Crawford	6/19 vs. CHC	S. Eyre
E. Longoria	7/19 vs. TOR	R. Halladay
B. Zobrist	8/29 vs. BAL	F. Cabrera
B. Zobrist	9/13 at NYY	S. Ponson
<b>2009 (5)</b>		
C. Peña	4/13 vs. NYY	J. Albaladejo
B. Zobrist	4/17 vs. CHW	M. Thornton
E. Longoria	5/1 vs. BOS	J. Masterson
B. Zobrist	6/3 vs. KC	B. Bannister
G. Zaun	8/16 vs. TOR	B. League

PLAYER	GAME	PITCHER
<b>2010 (7)</b>		
C. Crawford (3)	6/2 at TOR	S. Downs
C. Peña	6/8 vs. TOR	R. Lewis
M. Joyce	7/3 at MIN	M. Guerrier
M. Joyce	7/26 vs. DET	M. Scherzer
J. Bartlett	8/5 vs. MIN	R. Mahay
K. Shoppach	8/14 vs. BAL	B. Matusz
B. Hawpe	9/11 at TOR	R. Romero
<b>2011 (2)</b>		
B. Zobrist (5)	7/15 vs. BOS	A. Miller
B. Upton	9/11 vs. BOS	M. Albers
<b>2012 (4)</b>		
C. Peña (5)	4/6 vs. NYY	C. Sabathia
L. Scott	4/18 at TOR	C. Villanueva
M. Joyce	5/19 vs. ATL	R. Delgado
M. Joyce (4)	5/25 at BOS	J. Lester
<b>2013 (2)</b>		
E. Longoria (3)	5/6 vs. TOR	M. Buehrle
W. Myers	6/22 at NYY	C. Sabathia
<b>2014 (1)</b>		
K. Kiermaier	7/9 vs. KC	Y. Ventura
<b>2015 (1)</b>		
J. Butler	10/4 vs. TOR	M. Buehrle
<b>2016 (1)</b>		
C. Dickerson	5/11 at SEA	T. Walker
<b>2017 (4)</b>		
L. Morrison	4/14 at BOS	R. Porcello
C. Rasmus	5/10 vs. KC	P. Moylan
S. Souza Jr.	6/18 at DET	B. Farmer
W. Ramos	9/22 at BAL	U. Jimenez
<b>2018 (4)</b>		
D. Robertson	5/19 at LAA	A. Heaney
K. Kiermaier (2)	6/25 vs. WSH	G. Gonzalez
D. Robertson (2)	7/22 vs. MIA	K. Barraclough
J. Choi	9/7 vs. BAL	R. Meisinger
<b>2019 (4)</b>		
T. Pham	5/6 vs. ARI	M. Kelly
W. Adames	6/4 at DET	B. Farmer
T. d'Arnaud	7/21 vs. CHW	D. Cease
A. Meadows	8/23 at BAL	T. Blach
<b>2020 (1)</b>		
W. Adames (2)	8/30 at MIA	R. Dugger
<b>2021 (9)</b>		
F. Mejía	5/21 at TOR	J. Beasley
J. Wendle	5/24 at TOR	T. Thornton
R. Arozarena	6/13 vs. BAL	C. Valdez
B. Lowe	7/5 vs. CLE	L. Allen
B. Phillips	7/29 vs. NYY	A. Breu
B. Lowe (2)	8/7 at BAL	C. Valdez
B. Phillips	8/8 at BAL	D. Tate
B. Phillips (3)	8/11 at BOS	P. Valdez
J. Wendle (2)	8/29 at BAL	P. Fry
<b>2022 (1)</b>		
M. Margot	5/7 at SEA	D. Castillo





## RAYS PINCH-HIT HOME RUNS : 58

PLAYER	GAME	PITCHER
<b>1998 (3)</b>		
P. Sorrento	5/28 vs. SEA	S. Gajkowski
P. Sorrento (GS) (2)	6/27 at PHI	C. Schilling
B. Trammell	9/19 vs. TOR	C. Almanzar
<b>2000 (3)</b>		
B. Trammell	4/7 vs. CLE	B. Witt
B. Trammell	4/22 vs. ANA	K. Mercker
B. Trammell (4)	6/4 at NYM	R. Rodriguez
<b>2001 (1)</b>		
R. Winn	4/14 at BAL	R. Kohlmeier
<b>2002 (2)</b>		
R. Winn (GS) (2)	4/4 vs. DET	M. Miller
J. Conti	7/31 vs. BAL	Y. Perez
<b>2003 (3)</b>		
T. Shupert	3/31 vs. BOS	A. Embree
A. Martin	7/20 vs. TEX	R. Drese
M. Anderson	8/30 at OAK	C. Bradford
<b>2004 (1)</b>		
R. Fick	4/9 vs. BAL	J. Julio
<b>2005 (4)</b>		
E. Perez	4/22 vs. BOS	A. Embree
J. Gomes	4/30 at BAL	B. Ryan
T. Lee	6/13 vs. MIL	R. Bottalico
T. Lee (2)	8/14 at CLE	B. Wickman
<b>2006 (1)</b>		
G. Norton	5/6 at OAK	J. Duchscherer
<b>2007 (1)</b>		
B. Upton	9/8 vs. TOR	J. Accardo
<b>2008 (3)</b>		
J. Gomes (2)	6/28 at PIT	D. Marte
R. Baldelli	9/6 at TOR	B. Ryan
D. Johnson	9/9 at BOS	J. Papelbon
<b>2009 (7)</b>		
B. Zobrist (GS)	4/17 vs. CHW	M. Thornton
B. Zobrist	4/28 at MIN	J. Nathan
B. Zobrist (3)	5/21 vs. OAK	A. Bailey
G. Kapler	6/12 vs. WSH	R. Villone
G. Zaun (GS)	8/16 vs. TOR	B. League
G. Kapler (2)	8/28 at DET	B. Seay
W. Aybar	9/28 vs. BAL	M. Albers
<b>2010 (5)</b>		
W. Aybar	6/29 at BOS	H. Okajima
M. Joyce (GS)	7/3 at MIN	M. Guerrier
J. Bartlett (GS)	8/5 vs. MIN	R. Mahay
R. Baldelli (2)	9/5 at BAL	M. González
W. Aybar (3)	9/14 vs. NYY	B. Logan

PLAYER	GAME	PITCHER
<b>2011 (1)</b>		
D. Johnson (2)	9/28 vs. NYY	C. Wade
<b>2012 (4)</b>		
B. Allen	4/26 vs. LAA	J. Walden
L. Scott	4/27 at TEX	M. Lowe
J. Keppinger	6/30 vs. DET	J. Benoit
C. Peña	8/18 at LAA	K. Jepsen
<b>2013 (1)</b>		
J. Loney	9/23 vs. BAL	T. Hunter
<b>2014 (2)</b>		
S. Rodríguez	5/25 vs. BOS	C. Breslow
J. Sands	6/16 vs. BAL	B. Matusz
<b>2015 (4)</b>		
T. Beckham	4/11 at MIA	M. Dunn
T. Beckham (2)	4/16 at TOR	A. Loup
B. Guyer	5/8 vs. TEX	A. Claudio
B. Guyer (2)	9/20 vs. BAL	Z. Britton
<b>2016 (1)</b>		
T. Motter	5/17 at TOR	D. Storen
<b>2017 (2)</b>		
L. Morrison	8/19 vs. SEA	E. Diaz
T. Plouffe	9/28 at NYY	C. Shreve
<b>2018 (1)</b>		
D. Robertson (GS)	7/22 vs. MIA	K. Barraclough
<b>2019 (3)</b>		
G. Heredia	4/14 at TOR	T. Mayza
J. Aguilar	9/17 at LAD	K. Maeda
B. McKay	9/22 vs. BOS	T. Kelley
<b>2021 (3)</b>		
J. Choi	5/21 at TOR	A. Cole
J. Wendle	6/9 vs. WSH	D. Hudson
B. Lowe	6/19 at SEA	K. Graveman
<b>2022 (2)</b>		
M. Zunino	5/3 at OAK	K. Snead
C. Bethancourt	7/15 vs. BAL	C. Pérez



# RAYS LEADOFF HOME RUNS : 111

PLAYER	GAME	PITCHER
<b>1998 (2)</b>		
D. Martinez	5/11 vs. CLE	D. Burba
Q. McCracken	6/15 vs. TOR	W. Williams
<b>1999 (1)</b>		
M. Cairo	7/20 vs. PHI	P. Byrd
<b>2000 (4)</b>		
G. Williams	4/3 at MIN	B. Radke
G. Williams	5/15 at TEX	D. Oliver
G. Williams	6/23 at TEX	R. Helling
G. Williams (4)	7/21 at NYY	D. Gooden
<b>2001 (1)</b>		
R. Winn	7/16 at ATL	J. Marquis
<b>2002 (4)</b>		
R. Winn	6/9 vs. SD	B. Jones
R. Winn	6/11 vs. LAD	O. Daal
R. Winn	7/7 at ANA	R. Ortiz
R. Winn (5)	7/13 vs. SEA	J. Baldwin
<b>2003 (1)</b>		
J. Lugo	8/23 vs. CLE	C. Sabathia
<b>2004 (4)</b>		
C. Crawford	4/16 vs. CHW	D. Wright
C. Crawford	7/21 at MIN	B. Radke
C. Crawford	8/20 vs. OAK	R. Harden
C. Crawford	9/14 at BOS	P. Martínez
<b>2005 (3)</b>		
C. Crawford	7/5 at CHW	F. García
J. Lugo	8/13 at CLE	S. Elarton
J. Lugo	8/31 at BOS	T. Wakefield
<b>2006 (8)</b>		
J. Lugo (4)	6/16 at PHI	C. Hamels
D. Hollins	8/4 vs. BOS	C. Schilling
R. Baldelli	8/11 at OAK	D. Haren
R. Baldelli	8/30 at CHW	J. Garland
R. Baldelli	9/2 vs. SEA	C. Baek
R. Baldelli	9/13 at NYY	C. Lidle
R. Baldelli	9/22 vs. NYY	C. Wang
D. Hollins (2)	10/1 at CLE	C. Lee
<b>2007 (7)</b>		
C. Crawford (6)	4/7 vs. TOR	T. Ohka
R. Baldelli (6)	4/18 vs. BAL	E. Bedard
E. Dukes	5/16 vs. TEX	V. Padilla
E. Dukes (2)	5/19 vs. FLA	D. Willis
B. Upton	5/23 vs. SEA	M. Batista
A. Iwamura	6/19 at ARI	D. Davis
A. Iwamura	6/23 vs. LAD	R. Wolf
<b>2008 (3)</b>		
A. Iwamura	5/15 vs. NYY	I. Kennedy
A. Iwamura (4)	6/3 at BOS	J. Masterson
B. Upton	6/30 vs. BOS	J. Masterson
<b>2009 (3)</b>		
J. Bartlett	5/7 at NYY	A. Pettitte
B. Upton	6/30 at TOR	S. Richmond
J. Bartlett	9/9 at NYY	J. Chamberlain

PLAYER	GAME	PITCHER
<b>2010 (5)</b>		
J. Bartlett (3)	5/19 at NYY	A. Burnett
B. Upton	6/24 vs. SD	W. LeBlanc
B. Upton	8/23 at LAA	S. Kazmir
J. Jaso	8/25 at LAA	D. Haren
J. Jaso	9/4 at BAL	J. Guthrie
<b>2011 (3)</b>		
J. Damon	6/12 at BAL	B. Matusz
M. Joyce	8/22 vs. DET	J. Verlander
D. Jennings	8/28 at TOR	B. Morrow
<b>2012 (6)</b>		
D. Jennings	4/24 vs. LAA	E. Santana
B. Upton	6/17 vs. MIA	J. Johnson
D. Jennings	7/25 at BAL	M. González
D. Jennings	8/12 at MIN	S. Diamond
B. Upton	9/9 vs. TEX	R. Oswalt
B. Upton (8)	9/12 at BAL	M. González
<b>2013 (7)</b>		
D. Jennings	4/16 at BAL	J. Arrieta
D. Jennings	4/18 at BAL	M. González
M. Joyce	6/10 vs. BOS	J. Lackey
M. Joyce	6/14 vs. KC	L. Mendoza
B. Zobrist	8/13 vs. SEA	E. Ramirez
D. DeJesus	9/22 vs. BAL	S. Feldman
M. Joyce (4)	9/24 at NYY	H. Kuroda
<b>2014 (1)</b>		
D. Jennings (7)	6/28 at BAL	W. Chen
<b>2015 (4)</b>		
B. Guyer	4/26 vs. TOR	M. Buehrle
B. Guyer	8/2 at BOS	W. Miley
B. Guyer	9/21 at BOS	E. Rodríguez
J. Jaso (3)	10/3 vs. TOR	M. Estrada
<b>2016 (5)</b>		
B. Guyer (4)	5/15 vs. OAK	S. Gray
S. Souza Jr.	5/20 at DET	A. Sanchez
L. Forsythe	7/29 vs. NYY	I. Nova
L. Forsythe	8/9 at TOR	M. Estrada
L. Forsythe (3)	9/6 vs. BAL	Y. Gallardo
<b>2017 (10)</b>		
C. Dickerson	4/5 vs. NYY	M. Pineda
C. Dickerson	4/21 vs. HOU	M. Fiers
C. Dickerson	4/24 at BAL	U. Jiménez
C. Dickerson	5/20 vs. NYY	M. Tanaka
C. Dickerson	5/22 vs. LAA	J. Ramírez
C. Dickerson (6)	6/3 at SEA	S. Gaviglio
P. Bourjos	7/29 at NYY	C. Smith
K. Kiermaier	8/20 vs. SEA	Y. Gallardo
K. Kiermaier	9/12 vs. NYY	S. Gray
K. Kiermaier	9/24 at BAL	C. Tillman
<b>2018 (3)</b>		
D. Span	4/15 vs. PHI	B. Lively
B. Miller	5/27 vs. BAL	K. Gausman
M. Duffy	6/14 at NYY	D. Germán



PLAYER	GAME	PITCHER
<b>2019 (10)</b>		
A. Meadows	3/28 vs. HOU	J. Verlander
Y. Díaz	4/7 at SF	D. Pomeranz
A. Meadows	4/12 at TOR	T. Thornton
Y. Díaz (2)	4/27 at BOS	D. Price
B. Lowe	5/7 vs. ARI	T. Clarke
A. Meadows	5/26 at CLE	T. Bauer
T. d'Arnaud	7/15 at NYY	J. Paxton
A. Meadows	7/18 at NYY, G2	D. Germán
T. Pham	8/19 vs. SEA	M. Gonzales
J. Wendle	9/25 vs. NYY	J. Loaisiga
<b>2020 (3)</b>		
M. Brosseau	8/11 at BOS	M. Pérez
J. Wendle (2)	8/30 at MIA	S. Alcántara
A. Meadows (5)	9/12 vs. BOS	N. Eovaldi

PLAYER	GAME	PITCHER
<b>2021 (6)</b>		
M. Margot	6/8 vs. WSH	J. Lester
B. Lowe	7/10 vs. TOR	R. Stripling
R. Arozarena	7/21 vs. BAL	A. Wells
R. Arozarena (2)	8/3 vs. SEA	Y. Kikuchi
B. Lowe	8/30 vs. BOS	N. Pivetta
Y. Díaz	9/16 vs. DET	T. Alexander
<b>2022 (7)</b>		
B. Lowe (4)	4/12 vs. OAK	A. Oller
Y. Díaz	5/2 at OAK	D. Jefferies
Y. Díaz	5/14 vs. TOR	H. Ryu
K. Kiermaier (4)	5/24 vs. MIA	P. López
Y. Díaz	8/18 vs. KC	M. Castillo
Y. Díaz (7)	8/26 at BOS	M. Wacha
J. Aranda	9/22 vs. TOR	J. Berrios

## INSIDE-THE-PARK HOME RUNS / RAYS : 22, OPPONENTS : 11

PLAYER	GAME	PITCHER
<b>1998</b>		
D. Martinez, TB	7/10 vs. NYY	H. Irapu
<b>1999</b>		
T. Walker, MIN	9/5 at TB	R. Rupe
R. Winn, TB	10/3 vs. NYY	J. Juden
<b>2000</b>		
P. Konerko, CHW	4/11 at TB	E. Yan
L. Alicea, TEX	6/23 at TEX	C. Lidle
<b>2001</b>		
C. Gomez, TB	8/28 vs. SEA	R. Franklin
<b>2002</b>		
R. Winn, TB	5/8 vs. NYY	R. Clemens
<b>2003</b>		
A. Berroa, KC	8/1 at KC	J. Kennedy
A. Guel, KC	8/3 at KC	G. González
<b>2004</b>		
R. Sánchez, TB	6/11 vs. COL	S. Chacon
<b>2005</b>		
C. Crawford, TB	4/6 vs. TOR	J. Towers
A. Berroa, KC	5/15 at KC	M. Hendrickson
<b>2007</b>		
C. Crawford, TB	4/13 at MIN	J. Santana
<b>2009</b>		
C. Crawford, TB	7/20 at CHW	G. Floyd
<b>2011</b>		
E. Longoria, TB	6/12 at BAL	J. Accardo
B. Zobrist, TB	9/25 vs. TOR	B. Cecil

PLAYER	GAME	PITCHER
<b>2014</b>		
W. Myers, TB	5/4 at NYY	C. Sabathia
K. Kiermaier, TB	5/31 at BOS	A. Wilson
D. DeJesus, TB	9/7 vs. BAL	B. Norris
<b>2015</b>		
L. Forsythe, TB	7/8 at KC	J. Guthrie
J. Dyson, KC	7/8 at KC	C. Archer
<b>2016</b>		
E. Nuñez, MIN	6/2 at MIN	M. Moore
<b>2017</b>		
E. Carrera, TOR	5/6 vs. TOR	J. Odorizzi
<b>2018</b>		
E. Nuñez, BOS	3/29 vs. BOS	C. Archer
D. Span, TB	4/28 at BOS	D. Price
<b>2019</b>		
K. Kiermaier, TB	5/23 at CLE	A. Plutko
A. García, TB	5/28 vs. TOR	C. Richard
<b>2021</b>		
K. Kiermaier, TB	8/13 at MIN	J. Gant
B. Phillips, TB	8/16 vs. BAL	P. Fry
A. Meadows, TB	9/6 at BOS	G. Whitlock
<b>2022</b>		
K. Kiermaier, TB	5/24 vs. MIA	P. López
R. Arozarena, TB	6/10 at MIN	D. Smeltzer
T. Mancini, BAL	7/28 at BAL	S. Armstrong



## LONGEST HOME RUNS AT TROPICANA FIELD

DISTANCE	PLAYER	DATE & OPPONENT	LOCATION
478 feet	TB Vinny Castilla	April 4, 2001 vs. BOS	LF (Party Deck)
474 feet	TB Jonny Gomes	July 9, 2005 vs. DET	CF (Batter's Eye Roof)
473 feet	TB Evan Longoria	April 6, 2010 vs. BAL	LF (Party Deck)
472 feet *	TB Mike Zunino	May 11, 2021 vs. NYY	CF (Budweiser Porch)
472 feet	TEX Ivan Rodríguez	July 22, 2001	LF
472 feet	TB José Canseco	April 22, 2000 vs. ANA	CF (C-Ring Catwalk)
471 feet *	NY Yankees Alex Rodríguez	April 17, 2015	LC (Captain Morgan Deck)
470 feet	ANA Troy Glaus	April 21, 2000	LF (C-Ring Catwalk)
469 feet *	SEA Nelson Cruz	Aug 18, 2017	LF (Party Deck)
468 feet *	MIA Marcell Ozuna	May 3, 2017	LC (Party Deck)
468 feet	TB Fred McGriff	May 5, 1999 vs. KC	RC (D-Ring Catwalk)

\* PER MLB STATCAST. DISTANCES WERE ESTIMATED BY RAYS PR STAFF PRIOR TO THE INTRODUCTION OF STATCAST IN 2015.

### DID YOU KNOW?

## LOCAL RAYS

Twenty Tampa Bay-born players have worn a Rays uniform. Kevin Cash is the second to manage the club, joining Lou Piniella (Tampa).

### Bradenton

RHP Lance Carter, 2002-05

### Clearwater

RHP Ryan Garton, 2016-17

RHP Ryan Webb, 2016

### Dunedin

C Bobby Wilson, 2015, 2016

### Lakeland

INF Steve Pearce, 2016

LHP Ryan Yarbrough, 2018-19

### Plant City

OF Kenny Kelly, 2000

### Seminole

RHP Joey Krehbiel, 2021

OF Brett Phillips, 2020-21

### St. Petersburg

1B Casey Kotchman 2011

RHP Doug Waechter, 2003-06

RHP Ryan Weber, 2018

### Tampa

INF Christian Arroyo, 2018

C Kevin Cash, 2005

RHP Dwight Gooden, 2000

OF Matt Joyce, 2009-14

1B Tino Martinez, 2004

1B Fred McGriff, 1998-2001, 2004

INF Jason Romano, 2004

OF Ozzie Timmons, 2000



# ATTENDANCE RECORDS

## ATTENDANCE MILESTONES

**Most Tropicana Field Sellouts, Season**  
 8 2008

**Most Consecutive Sellouts (Home)**  
 3 7/30/10-8/1/10 vs. NYY

**Largest Crowd (Home)**  
 45,369 3/31/98 vs. DET (Inaugural Game)

**Largest Crowd (Road)**  
 55,771 4/5/02 at NYY

**Largest 3-Game Series (Home)**  
 122,896 6/30/98-7/2/98 vs. ATL

**Largest 4-Game Series (Home)**  
 166,711 7/9/98-7/12/98 vs. NYY

**Largest 3-Game Series (Road)**  
 161,935 9/13/08-9/14/08 at NYY

**Largest 4-Game Series (Road)**  
 216,099 7/20/07-7/22/07 at NYY

## ATTENDANCE YEAR-BY-YEAR

YEAR	HOME ATT.	AVG.
1998	2,506,023	30,939
1999	1,696,294	20,942
2000	1,549,052	19,363
2001	1,298,365	16,029
2002	1,065,762	13,157
2003	1,058,677	13,070
2004	1,275,011	16,139
2005	1,141,669	14,095
2006	1,368,950	16,901
2007	1,387,603	17,131
2008	1,811,986	22,370
2009	1,874,962	23,148
2010	1,864,999	23,025

YEAR	HOME ATT.	AVG.
2011	1,529,188	18,879
2012	1,559,681	19,255
2013	1,510,300	18,646
2014	1,446,464	17,858
2015	1,247,668	15,403
2016	1,286,163	15,879
2017	1,253,619	15,670
2018	1,154,973	14,259
2019	1,178,735	14,552
2020	--	--
2021	761,072	9,513
2022	1,128,127	13,927



## REGULAR-SEASON SELLOUTS AT TROPICANA FIELD : 49

DATE	ATT.	SCORE
<b>1998 (1)</b>		
March 31 vs. DET *	45,369	L, 6-11
<b>2004 (2)</b>		
April 6 vs. NYY *	41,744	W, 9-4
July 19 vs. NYY	41,755	W, 9-7
<b>2006 (1)</b>		
April 10 vs. BAL *	40,199	L, 3-6
<b>2007 (4)</b>		
April 6 vs. TOR *	38,437	W, 6-5
July 14 vs. NYY	36,048	L, 4-6
July 15 vs. NYY	36,048	L, 6-7
July 28 vs. BOS	36,048	L, 6-12 (12)
<b>2008 (8)</b>		
April 8 vs. SEA *	36,048	L, 5-6
April 26 vs. BOS	36,048	W, 2-1
May 31 vs. CHW	36,048	W, 2-0
July 2 vs. BOS	36,048	W, 7-6
Aug 2 vs. DET	36,048	W, 9-3
Sep 17 vs. BOS	36,048	W, 10-3
Sep 20 vs. MIN	36,048	W, 7-2
Sep 21 vs. MIN	36,048	L, 1-4
<b>2009 (4)</b>		
April 13 vs. NYY *	36,973	W, 15-5
April 14 vs. NYY	36,973	L, 2-7
Aug 1 vs. KC	36,973	W, 7-1
Sep 5 vs. DET	36,973	L, 6-8
<b>2010 (6)</b>		
April 6 vs. BAL *	36,973	W, 4-3
July 30 vs. NYY	36,973	W, 3-2
July 31 vs. NYY	36,973	L, 4-5
Aug 1 vs. NYY	36,973	W, 3-0
Aug 28 vs. BOS	36,973	W, 3-2 (10)
Sep 29 vs. BAL **	36,973	L, 0-2
<b>2011 (1)</b>		
April 1 vs. BAL *	34,078	L, 1-4

DATE	ATT.	SCORE
<b>2012 (2)</b>		
April 6 vs. NYY *	34,078	W, 7-6
April 7 vs. NYY	34,078	W, 8-6
<b>2013 (3)</b>		
April 2 vs. BAL *	34,078	L, 4-7
Aug 4 vs. SF	34,078	W, 4-3
Aug 25 vs. NYY	34,078	L, 2-3 (11)
<b>2014 (2)</b>		
March 31 vs. TOR *	31,042	W, 9-2
Aug 16 vs. NYY	31,042	L, 2-3
<b>2015 (2)</b>		
April 6 vs. BAL *	31,042	L, 2-6
Aug 8 vs. NYM	31,042	W, 5-4
<b>2016 (2)</b>		
April 3 vs. TOR *	31,042	L, 3-5
June 17 vs. SF	40,135	L, 1-5
<b>2017 (1)</b>		
April 2 vs. NYY *	31,042	W, 7-3
<b>2018 (1)</b>		
March 29 vs. BOS *	31,042	W, 6-4
<b>2019 (3)</b>		
March 28 vs. HOU *	25,025	L, 1-5
May 11 vs. NYY	25,025	W, 7-2
May 12 vs. NYY	25,025	L, 1-7
<b>2021 (2)</b>		
April 9 vs. NYY *	9,021	W, 10-5
Sep 25 vs. MIA	23,783	W, 7-3
<b>2022 (4)</b>		
April 8 vs. BAL *	25,025	W, 2-1
May 28 vs. NYY	25,025	W, 3-1
May 29 vs. NYY	25,025	W, 4-2
Sep 4 vs. NYY	25,025	L, 1-2

\* HOME OPENER

\*\* RAYS GAVE AWAY 20,000 TICKETS



# MISCELLANEOUS RECORDS

## RAYS COMPLETE-GAME SHUTOUTS : 41

PITCHER	GAME	HITS
<b>1998 (2)</b>		
R. Arrojo	April 30 at MIN	3
R. Arrojo (2)	May 6 at KC	3
<b>1999 (2)</b>		
B. Witt	June 27 vs. TOR	3
B. Witt (2)	July 26 vs. ANA	4
<b>2000 (3)</b>		
S. Trachsel	May 6 at BOS	3
A. Lopez	Aug 8 vs. MIN	4
T. Harper	Sep 24 at TOR	2
<b>2001 (1)</b>		
A. Lopez (2)	April 13 at BAL	3
<b>2002 (1)</b>		
J. Kennedy	May 21 at SEA	4
<b>2003 (3)</b>		
J. Kennedy (2)	May 2 at DET	1
D. Waechter	Sep 3 vs. SEA	2
J. Sosa	Sep 4 vs. SEA	4
<b>2006 (2)</b>		
M. Hendrickson	April 7 at BAL	3
S. Kazmir	July 3 vs. BOS	2
<b>2007 (1)</b>		
E. Jackson	Aug 11 at TEX	4
<b>2008 (5)</b>		
A. Sonnanstine	April 19 vs. CHW	3
J. Shields	April 27 vs. BOS	2
J. Shields	May 9 vs. LAA	1
M. Garza	July 29 at TOR	5
M. Garza	Aug 15 at TEX	2

PITCHER	GAME	HITS
<b>2009 (3)</b>		
J. Niemann	June 3 vs. KC	2
J. Niemann	July 10 vs. OAK	7
W. Davis	Sep 17 vs. BAL	4
<b>2010 (3)</b>		
D. Price	April 25 vs. TOR	4
J. Niemann (3)	June 8 vs. TOR	2
M. Garza (3)	July 26 vs. DET	0
<b>2011 (5)</b>		
J. Shields	April 24 at TOR	4
J. Hellickson	May 13 vs. BAL	4
J. Shields	May 22 at FLA	3
J. Shields	June 14 vs. BOS	5
J. Shields	Aug 9 vs. KC	6
<b>2012 (4)</b>		
D. Price (2)	April 24 vs. LAA	5
J. Shields	July 31 at OAK	3
A. Cobb	Aug 23 vs. OAK	4
J. Shields (8)	Sep 9 vs. TEX	2
<b>2013 (3)</b>		
C. Archer	July 14 vs. HOU	5
M. Moore	July 22 at BOS	2
C. Archer	July 27 at NYY	2
<b>2014 (1)</b>		
D. Smyly	Aug 22 at TOR	2
<b>2015 (1)</b>		
C. Archer (3)	Aug 20 at HOU	1
<b>2016 (1)</b>		
M. Andriese	May 14 vs. OAK	2

## RAYS LONGEST HITTING STREAKS

GMS	PLAYER	DATES
19	Jason Bartlett	5/15/09-6/25/09
18	Wilson Ramos	4/14/18-5/12/18
	Quinton McCracken	8/18/98-9/10/98
17	Tommy Pham	8/21/18-9/14/18
	Aubrey Huff	8/23/02-9/10/02
16	Austin Meadows	9/1/19-9/18/19
	James Loney	6/19/13-7/5/13
	Evan Longoria	5/6/13-5/22/13
	Johnny Damon	4/8/11-4/28/11
	Ben Zobrist	9/27/09-4/13/10
	Aaron Ledesma	9/15/98-5/14/99

GMS	PLAYER	DATES
15	Manuel Margot	5/1/22-5/28/22
	Sean Rodriguez	5/29/10-6/15/10
	Aubrey Huff	5/22/04-6/8/04
14	Ben Zobrist	4/23/11-5/8/11
	Carlos Peña	7/1/07-7/18/07
	Fred McGriff	4/28/00-5/13/00



## RAYS ALL-TIME WIN-LOSS RECORDS

	HOME		ROAD		TOTAL	
	2022	ALL-TIME	2022	ALL-TIME	2022	ALL-TIME
Season	51-30	1044-930	35-46	868-1104	86-76	1912-2034
Day Games	22-10	326-274	12-17	298-361	34-27	624-635
Night Games	29-20	718-656	23-29	570-743	52-49	1288-1399
vs. RHP	37-24	758-662	27-36	607-780	64-60	1365-1442
vs. LHP	14-6	286-268	8-10	261-324	22-16	547-592
One-Run Games	20-8	356-244	7-19	202-328	27-27	558-572
Extra Innings	5-2	100-75	6-8	70-94	11-10	171-171
Shutouts	5-3	121-113	5-7	104-116	10-10	225-229
Doubleheaders	0-0-0	1-0-4	1-0-1	6-14-12	1-0-1	7-14-16
Before All-Star Break	31-18	580-533	20-23	477-622	51-41	1059-1155
After All-Star Break	20-12	464-397	15-23	387-482	35-35	858-879

## RAYS ALL-TIME WIN-LOSS RECORDS vs. OPPONENTS

OPPONENT	HOME W-L	ROAD W-L	TOTAL W-L	WIN PCT.
San Diego	9-6	5-1	14-7	.667
Philadelphia	11-6	11-6	22-12	.647
Chicago-NL	4-1	6-5	10-6	.625
Arizona	7-4	6-5	13-9	.591
St. Louis	6-5	5-3	11-8	.579
Florida/Miami	39-26	36-32	75-58	.564
Toronto	133-87	105-113	238-200	.543
Houston	19-14	20-19	39-33	.542
New York-NL	8-7	8-7	16-14	.533
Kansas City	58-38	37-47	95-85	.528
Baltimore	125-94	106-114	231-208	.526
Colorado	5-1	6-9	11-10	.524
Detroit	45-40	40-44	85-84	.503
Minnesota	45-39	42-48	87-87	.500
Pittsburgh	5-4	4-5	9-9	.500
Los Angeles-AL	48-50	47-54	95-104	.477
Texas	51-46	43-59	94-105	.472
San Francisco	4-5	3-3	7-8	.467
Montreal/Washington	11-6	6-14	17-20	.459
Boston	113-110	88-129	201-239	.457
Chicago-AL	42-46	36-49	78-95	.451
Milwaukee	5-6	2-3	7-9	.438
Seattle	41-52	44-57	85-109	.438
Cleveland	42-46	34-55	76-101	.429
New York-AL	105-113	81-138	186-251	.426
Oakland	47-54	36-62	83-116	.417
Los Angeles-NL	5-5	2-5	7-10	.412
Atlanta	8-13	7-11	15-24	.385
Cincinnati	3-6	2-7	5-13	.278





# WALK-OFF WINS : 181

DATE	OPP.	EVENT, BATTER	FINAL
<b>1998 (7)</b>			
4/13	MIN	HR, Bobby Smith	13-12 (14)
5/12	CLE	HR, Kevin Stocker	6-5 (14)
6/7	MTL	Error, Dave Martinez	4-3 (11)
6/16	TOR	Double, Miguel Cairo	4-3
7/14	BOS	Single, Miguel Cairo	5-4
8/9	CLE	Double, John Flaherty	2-1
8/11	BAL	Single, Bobby Smith	2-1
<b>1999 (2)</b>			
7/20	PHI	SF, Fred McGriff	5-4 (13)
8/20	KC	HBP, John Flaherty	5-4
<b>2000 (11)</b>			
4/13	CHW	Single, Greg Vaughn	6-5 (12)
4/22	ANA	PH HR, Bubba Trammell	11-9 (10)
5/4	TEX	HR, Greg Vaughn	8-7 (11)
6/14	ANA	HR, Fred McGriff	3-2
6/15	ANA	Single, Russ Johnson	2-1
8/1	CLE	Single, Gerald Williams	6-5
8/5	BAL	Walk, Miguel Cairo	5-4 (10)
8/9	MIN	Error, José Guillén	5-4 (10)
8/13	CHW	HR, John Flaherty	5-3
9/26	NY Yankees	Single, Fred McGriff	2-1
10/1	BOS	PH FC, Fred McGriff	3-2 (10)
<b>2001 (4)</b>			
5/27	ANA	Single, Gerald Williams	4-3 (10)
7/6	FLA	Single, Russ Johnson	5-4 (11)
8/11	MIN	HR, John Flaherty	4-3 (12)
8/22	BAL	Single, Jason Tyner	11-10
<b>2002 (9)</b>			
4/3	DET	Single, Randy Winn	2-1 (13)
4/14	TOR	Single, Ben Grieve	5-4 (10)
5/11	BAL	Grand Slam, Randy Winn	6-4
5/30	OAK	Double, Greg Vaughn	4-3 (13)
6/8	SD	Single, Steve Cox	3-2 (10)
6/30	FLA	Single, Brent Abernathy	6-5 (12)
7/13	SEA	Single, Ben Grieve	4-3 (10)
8/15	CLE	HR, Andy Sheets	4-3
9/19	NY Yankees	Single, Andy Sheets	3-2 (10)
<b>2003 (10)</b>			
3/31	BOS	HR, Carl Crawford	6-4
4/5	NY Yankees	Single, Al Martin	6-5
4/8	BAL	Infield single, Travis Lee	8-7
7/1	BOS	Error, Rocco Baldelli scored	4-3 (11)
7/3	BOS	Single, Marlon Anderson	6-5 (10)
7/4	CHW	HR, Carl Crawford	4-3
8/5	TOR	Single, Travis Lee	5-4
8/7	KC	Single, Julio Lugo	3-2
8/11	BAL	PH Double, J. Sandberg	4-3
8/13	BAL	Double, Travis Lee	6-5 (10)
<b>2004 (7)</b>			
4/9	BAL	PH Single, Eduardo Perez	4-3 (10)
5/23	CLE	Single, Tino Martinez	5-4 (10)
6/9	SF	Single, José Cruz Jr.	4-3 (10)
6/11	COL	Inside-the-park HR, Rey Sánchez	8-7 (10)
6/13	COL	Single, Julio Lugo	3-2

DATE	OPP.	EVENT, BATTER	FINAL
8/6	SEA	Obstruction error, Carl Crawford awarded home	2-1 (10)
9/25	TOR	SF, Geoff Blum	6-3
<b>2005 (7)</b>			
4/8	OAK	Single, Nick Green	3-2 (10)
4/22	BOS	PH HR, Eduardo Perez	5-4
5/10	CHW	HR, Jorge Cantú	7-6
7/9	DET	HR, Jonny Gomes	5-4
7/25	BOS	Double, Aubrey Huff	4-3 (10)
8/16	NY Yankees	Walk, Jonny Gomes	4-3 (11)
9/11	TOR	FC, Travis Lee	6-5 (11)
<b>2006 (5)</b>			
5/19	FLA	HR, Aubrey Huff	5-4 (10)
5/20	FLA	HR, Russell Branyan	4-3
8/6	BOS	HR, Greg Norton	7-6 (10)
8/18	CLE	Single, Carl Crawford	6-5
9/1	SEA	PH Single, Ty Wigginton	2-1
<b>2007 (10)</b>			
4/6	TOR	Single, B.J. Upton	6-5
5/2	MIN	PH FC, Dioner Navarro	4-3 (10)
5/5	OAK	Single, Brendan Harris	3-2 (12)
5/15	TEX	Single, Brendan Harris	4-3 (11)
5/17	TEX	HR, Delmon Young	8-6 (10)
5/28	DET	Single, Elijah Dukes	6-5
7/30	TOR	HR, Carl Crawford	5-4 (11)
8/19	CLE	Single, Joel Guzmán	4-3 (12)
9/8	TOR	PH HR, B.J. Upton	5-4
9/25	NY Yankees	HR, Dioner Navarro	7-6 (10)
<b>2008 (11)</b>			
4/25	BOS	Single, Nathan Haynes	5-4 (11)
5/9	LAA	HR, Evan Longoria	2-0
5/13	NY Yankees	Single, Gabe Gross	2-1 (11)
5/25	BAL	Double, Evan Longoria	5-4
5/30	CHW	HR, Cliff Floyd	2-1
6/1	CHW	HR, Gabe Gross	4-3 (10)
6/21	HOU	PH Double, Gabe Gross	4-3
8/3	DET	Walk, Carlos Peña	6-5 (10)
8/6	CLE	HR, Carlos Peña	10-7
8/30	BAL	Double, Rocco Baldelli	10-9
9/16	BOS	Single, Dioner Navarro	2-1
<b>2009 (7)</b>			
5/15	CLE	HR, B.J. Upton	8-7
5/21	OAK	Single, Carl Crawford	6-5
6/27	FLA	SF, Willy Aybar	3-2
7/7	TOR	HR, Pat Burrell	3-1 (11)
7/8	TOR	Single, Ben Zobrist	10-9
8/4	BOS	HR, Evan Longoria	4-2 (13)
8/22	TEX	Single, Carlos Peña	5-4
<b>2010 (7)</b>			
4/6	BAL	Double, Carl Crawford	4-3
5/15	SEA	HR, Willy Aybar	3-2
5/17	CLE	Bunt FC, Jason Bartlett	4-3 (11)
7/11	CLE	Single, Jason Bartlett	6-5 (10)
8/28	BOS	HR, Dan Johnson	3-2 (10)
9/13	NY Yankees	HR, Reid Brignac	1-0 (11)
9/18	LAA	Error, PH, Willy Aybar	4-3 (10)



DATE	OPP.	EVENT, BATTER	FINAL
<b>2011 (13)</b>			
4/14	MIN	HR, Johnny Damon	4-3 (10)
4/16	MIN	Single, Johnny Damon	4-3
4/30	LAA	WP, Matt Joyce scored	2-1 (10)
5/3	TOR	HR, B.J. Upton	3-2
6/28	CIN	HR, Evan Longoria	4-3
8/4	TOR	Single, Robinson Chirinos	7-6 (12)
8/8	KC	HR, Casey Kotchman	2-1
8/10	KC	Triple/error, Sam Fuld	8-7
8/21	SEA	HR, Johnny Damon	8-7
8/24	DET	FC, Elliot Johnson	3-2 (10)
9/7	TEX	HR, Desmond Jennings	5-4 (10)
9/10	BOS	Single, Evan Longoria	6-5 (11)
9/28	NYG	HR, Evan Longoria	8-7 (12)
<b>2012 (7)</b>			
4/6	NYG	Single, Carlos Peña	7-6
4/26	LAA	PH HR, Brandon Allen	4-3
4/30	SEA	Single, Elliot Johnson	3-2 (12)
5/23	TOR	Double, B.J. Upton	5-4 (11)
7/20	SEA	Triple, Ben Zobrist	4-3 (14)
9/7	TEX	HR, Ben Zobrist	3-1 (11)
9/20	BOS	HR, B.J. Upton	7-4
<b>2013 (13)</b>			
4/3	BAL	HR, Matt Joyce	8-7
5/9	TOR	Walk, Luke Scott	5-4 (10)
5/11	SD	HR, Evan Longoria	8-7
5/28	MIA	Single, Desmond Jennings	7-6
6/29	DET	Single, Yunel Escobar	4-3 (10)
7/10	MIN	Single, Ben Zobrist	4-3 (13)
8/3	SF	Single, Wil Myers	2-1 (10)
8/14	SEA	Single, Jason Bourgeois	5-4
8/16	TOR	Triple, José Lobaton	5-4
8/18	TOR	HR, José Lobaton	2-1 (10)
9/18	TEX	Single, Desmond Jennings	4-3 (12)
9/20	BAL	Single, David DeJesus	5-4 (18)
9/23	BAL	PH HR, James Loney	5-4
<b>2014 (6)</b>			
5/22	OAK	HR, Sean Rodríguez	5-2 (11)
5/23	BOS	PH Double, Cole Figueroa	1-0
5/24	BOS	FC/Error, Desmond Jennings	6-5 (15)
9/1	BOS	Single, Matt Joyce	4-3 (10)
9/6	BAL	PB by Nick Hundley	3-2
9/15	NYG	Single, Ben Zobrist	1-0
<b>2015 (3)</b>			
4/23	BOS	Single, René Rivera	2-1
9/20	BAL	Single, Kevin Kiermaier	7-6
10/3	TOR	Single, Tim Beckham	4-3
<b>2016 (3)</b>			
4/30	TOR	Single, Curt Casali	4-3
6/15	SEA	Walk, Logan Morrison	3-2 (13)
8/24	BOS	Error, Kevin Kiermaier	4-3 (11)
<b>2017 (4)</b>			
4/8	TOR	Walk, Brad Miller	3-2 (10)
4/19	DET	FC/Error, Logan Morrison	8-7
6/10	OAK	Single, Evan Longoria	6-5 (10)
8/6	MIL	HR, Steven Souza Jr.	2-1

DATE	OPP.	EVENT, BATTER	FINAL
<b>2018 (9)</b>			
4/20	MIN	Error, Denard Span	8-7 (10)
4/22	MIN	HR, Carlos Gómez	8-6
6/13	TOR	Single, Matt Duffy	1-0
6/24	NYG	HR, Jake Bauers	7-6 (12)
7/9	DET	Single, Daniel Robertson	10-9 (10)
7/22	MIA	PH GS, Daniel Robertson	6-4
8/7	BAL	HR, Willy Adames	4-3
8/23	KC	FC/Error, Kevin Kiermaier	4-3
9/10	CLE	HR, Ji-Man Choi	6-5
<b>2019 (10)</b>			
5/29	TOR	Single, Willy Adames	4-3 (11)
7/6	NYG	HR, Travis d'Arnaud	4-3
8/6	TOR	WP, Kevin Kiermaier scored	7-6 (10)
8/17	DET	PH Single, Mike Brosseau	1-0 (13)
8/18	DET	Single, Ji-Man Choi	5-4
8/21	SEA	WP, Willy Adames scored	7-6
9/2	BAL	Single, Tommy Pham	5-4 (10)
9/20	BOS	Single, Willy Adames	5-4 (11)
9/21	BOS	HR, Nathaniel Lowe	5-4 (11)
9/24	NYG	HR, Ji-Man Choi	2-1 (12)
<b>2020 (4)</b>			
7/26	TOR	Triple, Kevin Kiermaier	6-5 (10)
8/9	NYG	Single, Michael Perez	4-3
8/22	TOR	Single, Kevin Kiermaier	2-1 (10)
9/6	MIA	SF, Brandon Lowe	5-4 (10)
<b>2021 (6)</b>			
5/14	NYM	Single, Brett Phillips	3-2
5/26	KC	Single, Manuel Margot	2-1 (10)
6/24	BOS	WP, Manuel Margot scored	1-0
7/5	CLE	FC, Yandy Díaz	9-8
7/21	BAL	Single, Austin Meadows	5-4
9/17	DET	HR, Brett Phillips	7-4 (10)
<b>2022 (6)</b>			
4/12	OAK	Single, Manuel Margot	9-8 (10)
4/23	BOS	HR, Kevin Kiermaier	3-2 (10)
6/7	STL	HR, Taylor Walls	4-2 (10)
6/24	PIT	Single, Harold Ramirez	4-3 (10)
6/25	PIT	Single, Isaac Paredes	6-5
8/24	LAA	FC/Error, David Peralta	4-3 (11)



## OFFENSIVE LEADERS BY POSITION / WHILE PLAYING POSITION

### HOME RUNS

POS	PLAYER	HR	YEAR
C	Mike Zunino	33	2021
1B	Carlos Peña	46	2007
2B	Brandon Lowe	35	2021
3B	Evan Longoria	36	2016
SS	Willy Adames	20	2019
LF	Tommy Pham	20	2019
CF	B.J. Upton	27	2012
RF	Steven Souza Jr.	28	2017
DH	José Canseco	32	1999

### RUNS BATTED IN

POS	PLAYER	RBI	YEAR
C	John Flaherty	71	1999
1B	Carlos Peña	121	2007
2B	Brandon Lowe	89	2021
3B	Evan Longoria	113	2009
SS	Julio Lugo	69	2004
LF	Carl Crawford	88	2010
CF	Gerald Williams	83	2000
RF	José Cruz Jr.	78	2004
	Aubrey Huff	78	2003
DH	José Canseco	91	1999

### DID YOU KNOW?

## TRIPLE PLAYS

The Rays have pulled off three triple plays in club history. The most recent came on Sep 27, 2011 vs. NYY when Russell Martin grounded into a 5-4-3 triple play (Evan Longoria to Ben Zobrist to Sean Rodríguez).

On Sep 2, 2006 vs. SEA, the Rays pulled off their second triple play, the first at Tropicana Field, in the top of the 1st inning. With runners on first and third, J.P. Howell threw a strike on a 3-2 count to Raul Ibañez for the first out. Catcher Dioner Navarro threw the ball to shortstop Ben Zobrist to retire Adrián Beltré, who was running from first on the pitch. Zobrist then threw back to Navarro to nail José López as he tried to score from third to complete the triple play. It was the first 2-6-2 triple play in major league history.

On Sep 13, 2002 at TOR, the Rays executed the first triple play in club history (L-4-6-3) with Dewon Brazelton on the mound in his major league debut.

Rays opponents have also turned three triple plays, and Sean Rodríguez was the batter in the two most recent. Both of Rodríguez's were of the 5-4-3 variety—April 17, 2014 vs. NYY and Aug 16, 2011 at BOS—making him the first player to hit into a pair of triple plays since ATL Chipper Jones (2007, 1996) and before that, SD Tony Gwynn (1995, 1991). In 2011, Rodríguez became the first player since STL Gregg Jefferies in 1993 to hit into a triple play and participate in one defensively in the same season.

On June 11, 2006 at KC, the Royals turned an 8-1-6-5 triple play when Russell Bryan's apparent sacrifice fly was nullified upon appeal, when it was ruled that Aubrey Huff had left third base early on the tag-up. Rocco Baldelli was also caught on the play trying to advance from first to second base.



# AWARD WINNERS

## LEAGUE AWARDS

### BBWAA AL Cy Young Award (2)

David Price	2012
Blake Snell	2018

### BBWAA AL

#### Manager of the Year (4)

Joe Maddon	2008
Joe Maddon	2011
Kevin Cash	2020
Kevin Cash	2021

### BBWAA AL

#### Rookie of the Year (4)

Evan Longoria	2008
Jeremy Hellickson	2011
Wil Myers	2013
Randy Arozarena	2021

### Rawlings AL

#### Gold Glove Award (9)

Carlos Peña, 1B	2008
Evan Longoria, 3B	2009
Carl Crawford, OF	2010
Evan Longoria, 3B	
Jeremy Hellickson, RHP #	2012
Kevin Kiermaier, CF ^	2015
Kevin Kiermaier, CF	2016
Evan Longoria, 3B	2017
Kevin Kiermaier, CF	2019

#### All-Star Selections (45)

Rolando Arrojo, RHP	1998
Roberto Hernández, RHP	1999
José Canseco, DH ***	
Fred McGriff, 1B	2000
Greg Vaughn, OF	2001
Randy Winn, OF	2002
Lance Carter, RHP	2003
Carl Crawford, OF	2004
Danys Báez, RHP	2005
Scott Kazmir, LHP	2006
Carl Crawford, OF	2007
Scott Kazmir, LHP	2008
Evan Longoria, 3B	
Dioner Navarro, C	
Jason Bartlett, SS	2009
Carl Crawford, OF	
Evan Longoria, 3B ***	
Carlos Peña, 1B	
Ben Zobrist, INF/OF	
Carl Crawford, OF *	2010
Evan Longoria, 3B *	
David Price, LHP **	
Rafael Soriano, RHP	

Matt Joyce, OF	2011
David Price, LHP	
James Shields, RHP	
David Price, LHP	2012
Fernando Rodney, RHP	
Matt Moore, LHP	2013
Ben Zobrist, INF/OF	
David Price, LHP	2014
Chris Archer, RHP	2015
Brad Boxberger, RHP	
Alex Colomé, RHP	2016
Corey Dickerson, DH *	2017
Chris Archer, RHP	
Wilson Ramos, C ***	2018
Blake Snell, LHP	
Brandon Lowe, INF	2019
Austin Meadows, OF	
Charlie Morton, RHP	
Andrew Kittredge, RHP	2021
Joey Wendle, INF	
Mike Zunino, C	
Shane McClellan, LHP	2022

#### All-Star Coaches

Larry Rothschild	2000
Joe Maddon & Staff	2009
Kevin Cash	2017
Kevin Cash	2018
Kevin Cash & Staff	2021

#### All-MLB First Team

Nick Anderson, RHP	2020
--------------------	------

#### All-MLB Second Team

Charlie Morton, RHP	2019
Brandon Lowe, 2B	2020

#### Silver Slugger Award (3)

Carlos Peña, 1B	2007
Evan Longoria, 3B	2009
Carl Crawford, OF	2010

#### Major League Baseball

##### Executive of the Year

Erik Neander	2019
--------------	------

#### Major League Baseball

##### Delivery Man of the Year

Fernando Rodney	2012
-----------------	------

#### Sporting News AL Comeback

##### Player of the Year (2)

Carlos Peña	2007
Fernando Rodney	2012

#### Sporting News

##### AL All-Star Team (7)

Carlos Peña, 1B	2007
Evan Longoria, 3B	2009
Carl Crawford, OF	2010
Evan Longoria, 3B	
Rafael Soriano, RHP	
David Price, LHP *	2012
Fernando Rodney, RHP	

#### Sporting News

##### Executive of the Year (2)

Andrew Friedman	2008
Erik Neander	2019

#### Sporting News

##### AL Manager of the Year (5)

Joe Maddon	2008
Joe Maddon	2011
Kevin Cash	2019
Kevin Cash	2020
Kevin Cash	2021

#### Sporting News

##### AL Rookie of the Year (2)

Evan Longoria	2008
Wil Myers	2013

#### Topps Major League

##### All-Rookie Team (14)

Miguel Cairo, 2B	1998
Bobby Smith, 3B	
Rocco Baldelli, CF	2003
Jonny Gomes, DH	2005
Delmon Young, OF	2007
Evan Longoria, 3B	2008
Jeremy Hellickson, RHP	2011
Desmond Jennings, OF	
Wil Myers, OF	2013
Willy Adames, SS	2018
Ryan Yarbrough, LHP	
Nick Anderson, RHP	2019
Randy Arozarena, OF	2021
Wander Franco, SS	

#### Outstanding AL Pitcher,

##### Players' Choice Awards (3)

David Price, LHP	2010
David Price, LHP	2012
Blake Snell, LHP	2018

#### Outstanding AL Rookie,

##### Players' Choice Awards (2)

Evan Longoria, 3B	2008
Wil Myers, OF	2013

\* ELECTED STARTER

\*\* NAMED STARTER BY MANAGER

\*\*\* ELECTED STARTER BUT DID NOT PLAY

# TIED FOR AWARD, ^ PLATINUM GLOVE



**Baseball America  
Rookie of the Year**

Jeremy Hellickson 2011

**Baseball America  
All-Rookie Team (13)**

Delmon Young, OF 2007  
 Evan Longoria, 3B 2008  
 Jeff Niemann, RHP 2009  
 Wade Davis, RHP 2010  
 Jeremy Hellickson, RHP 2011  
 Desmond Jennings, CF  
 Wil Myers, OF 2013  
 Kevin Kiermaier, OF 2014  
 Joey Wendle, 2B 2018  
 Nick Anderson, RHP 2019  
 Randy Arozarena, OF 2021  
 Shane McCannahan, LHP  
 Wander Franco, SS

**Baseball America Minor League  
Player of the Year (4)**

Rocco Baldelli 2002  
 Delmon Young 2005  
 Jeremy Hellickson 2010  
 Blake Snell 2015

**USA Today Minor League  
Player of the Year (4)**

Josh Hamilton 2000  
 David Price 2008  
 Jeremy Hellickson 2010  
 Blake Snell 2015

**AL Player of the Month (3)**

Evan Longoria April 2009  
 B.J. Upton June 2009  
 Austin Meadows Sep 2019

**AL Pitcher of the Month (9)**

Scott Kazmir May 2008  
 David Price Sep 2010  
 Jeremy Hellickson May 2011  
 Chris Archer July 2013  
 Blake Snell Aug 2018  
 Blake Snell Sep 2018  
 Tyler Glasnow April 2019  
 Rich Hill May 2021  
 Drew Rasmussen Aug 2022

**AL Rookie of the Month (9)**

Rocco Baldelli April 2003  
 Rocco Baldelli May 2003  
 Damon Hollins May 2005  
 Evan Longoria June 2008  
 Wade Davis July 2010  
 Jeremy Hellickson May 2011  
 Chris Archer July 2013  
 Wil Myers Sep 2013  
 Brandon Lowe April 2019

**Roberto Clemente  
Award Nominees**

Greg Vaughn 2001  
 Greg Vaughn 2002  
 Lance Carter 2003  
 Toby Hall 2004  
 Toby Hall 2005  
 Rocco Baldelli 2006  
 Carl Crawford 2007  
 Carlos Peña 2008  
 James Shields 2009  
 James Shields 2010  
 James Shields 2011  
 David Price 2012  
 David Price 2013  
 Evan Longoria 2014  
 Chris Archer 2015  
 Chris Archer 2016  
 Evan Longoria 2017  
 Mallex Smith 2018  
 Kevin Kiermaier 2019  
 Charlie Morton 2020  
 Ryan Yarbrough 2021  
 Brandon Lowe 2022

**AL Player of the Week (45)**

Q. McCracken 3/31/98-4/5/98  
 J. Canseco 4/19/99-4/25/99  
 F. McGriff 5/3/99-5/9/99  
 W. Boggs 8/2/99-8/8/99  
 A. Lopez 8/7/00-8/13/00  
 G. Vaughn 6/4/01-6/10/01  
 J. Cruz Jr. 5/17/04-5/23/04  
 A. Huff 7/25/05-7/31/05  
 S. Kazmir 5/15/06-5/21/06

C. Crawford 5/22/06-5/28/06  
 G. Norton 9/25/06-10/1/06  
 B. Upton 7/16/07-7/22/07  
 C. Crawford 7/30/07-8/5/07  
 S. Kazmir 9/10/07-9/16/07  
 C. Peña 9/25/07-10/1/07  
 J. Shields 4/21/08-4/27/08  
 E. Longoria 6/23/08-6/29/08  
 C. Peña 9/15/08-9/21/08  
 E. Longoria 4/5/09-4/12/09  
 E. Longoria 4/27/09-5/3/09  
 B. Upton 6/15/09-6/21/09  
 S. Kazmir 8/31/09-9/6/09  
 C. Crawford 6/14/10-6/20/10  
 M. Garza 7/26/10-8/1/10  
 E. Longoria 8/16/10-8/22/10  
 J. Damon 4/11/11-4/17/11  
 J. Shields 4/18/11-4/24/11  
 B. Zobrist 4/25/11-5/1/11  
 J. Shields 6/13/11-6/19/11  
 J. Shields 9/3/12-9/9/12  
 B. Upton 9/3/12-9/9/12  
 E. Longoria 5/6/13-5/12/13  
 A. Cobb 9/16/13-9/22/13  
 J. Loney 9/23/13-9/29/13  
 D. Jennings 4/28/14-5/4/14  
 C. Archer 6/1/15-6/7/15  
 L. Forsythe 8/31/15-9/6/15  
 E. Longoria 5/30/16-6/5/16  
 S. Souza Jr. 4/17/17-4/23/17  
 A. Meadows 4/8/19-4/14/19  
 N. Lowe 7/8/19-7/14/19  
 A. Meadows 9/2/19-9/8/19  
 B. Lowe 8/10/20-8/16/20  
 M. Margot 5/2/22-5/8/22  
 I. Paredes 6/20/22-6/26/22



### Futures Game Selections (47)

Álex Sánchez, OF (World)	1999
Matt White, RHP (U.S.)	
Josh Hamilton, OF (U.S.)	2000
Toby Hall, C (U.S.)	2001
Carl Crawford, OF (U.S.)	2002
Pete Laforest, C (World)	2003
Antonio Pérez, INF (World)	
B.J. Upton, SS (U.S.)	2004
Delmon Young, OF (U.S.)	
B.J. Upton, SS (U.S.)	2005
Delmon Young, OF (U.S.)	
Juan Salas, RHP (World)	2006
Evan Longoria, 3B (U.S.)	2007
Jeff Niemann, RHP (U.S.)	
Eduardo Morlan, RHP (World)	2008
Desmond Jennings, OF (U.S.)	2009
Kyeong Kang, OF (World)	

Jeremy Hellickson, RHP (U.S.)	2010
Desmond Jennings, OF (U.S.)	
Álex Torres, LHP (World)	
Tim Beckham, SS (U.S.)	2011
Hak Ju-Lee, SS (World)	
Matt Moore, LHP (U.S.)	
Felipe Rivero, LHP (World)	2012
Enny Romero, LHP (World)	
Taylor Guerrieri, RHP (U.S.)	2013
C.J. Riefenhauser, LHP (U.S.)	
Enny Romero, LHP (World)	
Justin O'Conner, C (U.S.)	2014
Enny Romero, LHP (World)	
Richie Shaffer, INF (U.S.)	2015
Blake Snell, LHP (U.S.)	
Willy Adames, SS (World)	2016
Chih-Wei Hu, RHP (World)	
Ryne Stanek, RHP (U.S.)	

Lucius Fox, SS (World)	2017
Brent Honeywell Jr., RHP (U.S.)	
Nathaniel Lowe, 1B (U.S.)	2018
Jesús Sánchez, OF (World)	
Wander Franco, SS (AL)	2019
Ronaldo Hernández, C (AL)	
Brendan McKay, LHP (AL)	
Shane Baz, RHP (AL)	2021
Vidal Bruján, INF (AL)	
Xavier Edwards, INF (AL)	
Taj Bradley, RHP (AL)	2022
Curtis Mead, INF	

### DID YOU KNOW?

## ORGANIZATION CYCLES

Matt Quatraro	July 6, 1997 with Charleston
José Guillén	April 22, 2000 with Durham
Matt Díaz	June 14, 2000 with St. Petersburg
Luis De Paula	July 21, 2000 with Hudson Valley
Gabriel Martinez	July 26, 2002 with Princeton
Elliot Johnson	Sep 15, 2006 with Montgomery
B.J. Upton	Oct 2, 2009 with Tampa Bay
Grant Kay	July 14, 2014 with Hudson Valley
Evan Longoria	Aug 1, 2017 with Tampa Bay
Willy Adames	April 23, 2018 with Durham
Freddvil Chevez	June 15, 2018 with DSL Rays 2
Wander Franco	July 14, 2018 with Princeton
Brett Sullivan	June 5, 2019 with Montgomery
Jim Haley	Aug 23, 2019 with Montgomery
Garrett Whitley	June 8, 2021 with Montgomery



## TEAM AWARDS

### Don Zimmer Award, BBWAA Tampa Bay Chapter

Quinton McCracken	1998	Carlos Peña	2007	Evan Longoria	2016
Roberto Hernández	1999	Jason Bartlett	2008	Steven Souza Jr.	2017
Gerald Williams	2000	Ben Zobrist	2009	Blake Snell	2018
Tanyon Sturtze	2001	Carl Crawford	2010	Austin Meadows	2019
Randy Winn	2002	James Shields	2011	Charlie Morton	
Aubrey Huff	2003	Fernando Rodney	2012	Brandon Lowe	2020
Carl Crawford	2004	Evan Longoria	2013	Mike Zunino	2021
Jorge Cantú	2005	Ben Zobrist	2014	Shane Bieber	2022
Carl Crawford	2006	Logan Forsythe	2015		

### Outstanding Rookie, BBWAA Tampa Bay Chapter

Rolando Arrojo	1998	Delmon Young	2007	Blake Snell	2016
Ryan Rupe	1999	Evan Longoria	2008	Jake Faria	2017
Steve Cox	2000	Jeff Niemann	2009	Joey Wendle	2018
Joe Kennedy	2001	Wade Davis	2010	Brandon Lowe	2019
Carl Crawford	2002	Jeremy Hellickson	2011	Pete Fairbanks	2020
Rocco Baldelli	2003	Matt Moore	2012	Randy Arozarena	2021
Jorge Cantú	2004	Wil Myers	2013	Jose Siri	2022
Jonny Gomes	2005	Jake Odorizzi	2014		
James Shields	2006	Nate Karns	2015		

### Paul C. Smith Champion Award, BBWAA Tampa Bay Chapter

John Flaherty	1998	Carlos Peña	2007	Evan Longoria	2016
John Flaherty	1999	Cliff Floyd	2008	Alex Cobb	2017
Greg Vaughn	2000	Carlos Peña	2009	Mallex Smith	2018
Russ Johnson	2001	Carl Crawford	2010	Kevin Kiermaier	2019
John Flaherty	2002	Johnny Damon	2011	Kevin Kiermaier	2020
Al Martin	2003	James Shields	2012	Joey Wendle	2021
Tino Martinez	2004	Ben Zobrist	2013	Yandy Diaz	2022
Toby Hall	2005	Evan Longoria	2014		
Carl Crawford	2006	Chris Archer	2015		

### Al Lopez Award

Dan Wheeler	2000	Elliot Johnson	2008	Taylor Motter	2016
Brent Abernathy	2001	Jeff Niemann	2009	Jake Bauers	2017
Steve Kent	2002	Reid Brignac	2010	Joey Wendle	2018
Rocco Baldelli	2003	Elliot Johnson	2011	Brandon Lowe	2019
Chad Gaudin	2004	Stephen Vogt	2012	Randy Arozarena	2020
Scott Kazmir	2005	Leslie Anderson	2013	Josh Fleming	2021
Elijah Dukes	2006	Brandon Guyer	2014	Ford Proctor	2022
Shawn Riggans	2007	Matt Andriese	2015		



# STREAKS & OPPONENTS

## Longest Winning Streak vs. Opponent

15	BAL, 7/20/21-4/10/22
12	BAL, 4/30/08-9/24/08
11	CLE, 5/25/19-7/24/21 MIN, 4/21/12-9/14/13
10	KC, 8/30/17-4/23/19
9	MIA, 7/22/18-9/4/20 SEA, 7/31/11-7/20/12 SD, 6/24/10-8/13/19
8	MIA, 5/22/11-6/15/12 KC, 6/2/09-8/1/09

## Longest Losing Streak vs. Opponent

14	MIN, 7/21/04-9/5/06
11	MIN, 4/25/02-5/8/03 BOS, 4/6/01-6/26/01 NYY, 9/17/98-9/24/99

## Longest Winning Streak vs. Opponent at Home

10	BAL, 7/20/21-7/15/22
9	NYY, 7/21/11-7/3/12 MIN, 8/8/00-4/24/02
8	TOR, 5/22/12-9/23/12 SEA, 8/19/11-7/20/12

## Longest Losing Streak vs. Opponent at Home

11	BOS, 10/3/01-9/12/02
8	TEX, 5/24/99-5/3/00

## Longest Winning Streak at Opponent's Park

9	Camden Yards, 5/18/21-8/29/21
8	Fenway Park, 6/9/19-8/13/20
7	Marlins Park, 5/14/19-4/2/21 Angel Stadium, 6/2/15-7/15/17 Minute Maid Park, 5/22/10-7/2/13 Sun Life Stadium, 6/9/07-5/23/09
6	Target Field, 7/6/11-9/14/13 Angel Stadium, 7/28/12-8/19/12 Camden Yards, 4/30/08-9/24/08 T-Mobile Park, 8/27/03-6/3/05

## Longest Losing Streak at Opponent's Park

18	Progressive Field, 9/29/05-7/23/10
11	Yankee Stadium, 4/14/04-4/18/05 Oakland Coliseum, 7/9/03-6/1/05
10	Metrodome, 7/21/04-4/12/07
9	T-Mobile Park, 5/9/16-6/3/18 Fenway Park, 9/11/07-9/8/08 Camden Yards, 8/25/06-7/26/07 Yankee Stadium, 6/3/98-9/24/99

## Best Homestand (2 series)

7-0	8/20/18-8/26/18 vs. KC, BOS
6-1	8/16/21-8/22/21 vs. BAL, CHW 7/5/10-7/11/10 vs. BOS, CLE 6/30/08-7/7/08 vs. BOS, KC 5/9/08-5/15/08 vs. LAA, NYY
5-1	(15x), last 7/5/21-7/11/21 vs. CLE, TOR

## Best Homestand (3 or more series)

9-1	8/30/19-9/8/19 vs. CLE, BAL, TOR 7/5/13-7/14/13 vs. CHW, MIN, HOU
8-1	6/22/18-7/1/18 vs. NYY, WSH, HOU
8-2	5/23/08-6/1/08 vs. BAL, TEX, CHW 7/22/05-7/31/05 vs. BAL, BOS, KC
7-2	9/7/18-9/16/18 vs. BAL, CLE, OAK 9/2/11-9/11/11 vs. BAL, TEX, BOS 4/18/08-4/27/08 vs. CHW, TOR, BOS
8-3	7/26/10-8/5/10 vs. DET, NYY, MIN 9/27/01-10/7/01 vs. TOR, BOS, NYY

## Best Road Trip (2 series)

7-0	5/18/21-5/24/21 at BAL, TOR
5-0	8/24/21-8/29/21 at PHI, BAL 7/18/14-7/23/14 at MIN, STL
5-1	4/16/21-4/21/21 at NYY, KC 8/28/20-9/2/20 at MIA, NYY 8/9/19-8/14/19 at SEA, SD 7/26/19-8/1/19 at TOR, BOS 9/25/12-9/30/12 at BOS, CHW 6/20/11-6/26/11 at MIL, HOU 5/6/11-5/12/11 at BAL, CLE 4/22/11-4/28/11, G2 at TOR, MIN 6/24/08-6/29/08 at FLA, PIT

## Best Road Trip (3 or more series)

9-1	8/10/20-8/20/20 at BOS, TOR, NYY 4/12/10-4/22/10 at BAL, BOS, CHW
8-1	6/15/04-6/24/04 at SD, ARI, TOR
9-2	6/27/14-7/6/14 at BAL, NYY, DET
8-2	7/19/13-7/29/13 at TOR, BOS, NYY 8/10/12-8/19/12 at MIN, SEA, LAA
7-2	4/5/19-4/14/19 at SF, CHW, TOR
6-2	9/24/13-9/30/13 at NYY, TOR, TEX
5-2	8/27/07-9/2/07 at CHW, BAL, NYY

## Winless Homestands (2 or more series)

0-5	4/1/11-4/6/11, BAL, LAA 9/15/00-9/20/00, OAK, SEA 4/24/98-4/28/98, OAK, ANA
-----	---

## Winless Road Trips (2 or more series)

0-8	5/26/14-6/3/14, TOR, BOS, MIA
0-7	6/20/16-6/26/16 at CLE, BAL 7/14/06-7/20/06, LAA, MIN
0-6	7/8/08-7/13/08, NYY, CLE 9/12/07-9/17/07, NYY, TOR 8/7/07-8/13/07, SEA, OAK 7/1/05-7/6/05, MIN, CHW 4/26/05-5/1/05, TOR, BAL 7/2/02-7/7/02, TEX, ANA 4/26/02-5/2/02, BOS, MIN
0-5	7/29/20-8/2/20 at ATL, BAL 8/6/13-8/11/13, ARI, LAD





# ALL-TIME ROSTER

## A

Abbott, Paul  
Abernathy, Brent  
Abreu, Winston  
Adam, Jason  
Adames, Willy  
Aguilar, Jesus  
Aldred, Scott  
Allen, Brandon  
Alvarado, Jose  
Alvarez, Wilson  
Anderson, Marlon  
Anderson, Nick  
Andriese, Matt  
Aranda, Jonathan  
Archer, Chris  
Arcia, Oswaldo  
Arencibia, J.P.  
Armstrong, Shawn  
Arozarena, Randy  
Arrojo, Rolando  
Arroyo, Christian  
Aybar, Willy

## B

Backe, Brandon  
Badenhop, Burke  
Baez, Dany's  
Baldelli, Rocco  
Balfour, Grant  
Banda, Anthony  
Bard, Luke  
Bartlett, Jason  
Bauers, Jake  
Bautista, Jose  
Baz, Shane  
Beckham, Tim  
Bedard, Erik  
Beeks, Jalen  
Beimel, Joe  
Belisario, Ronald  
Beliveau, Jeff  
Bell, Heath  
Bell, Rob  
Bellatti, Andrew  
Belnome, Vince  
Bemboom, Anthony  
Bennett, Jeff  
Benoit, Joaquin  
Bethancourt, Christian  
Bierbrodt, Nick  
Birkins, Kurt  
Blalock, Hank  
Blum, Geoff

Boggs, Wade  
Borowski, Joe  
Bourgeois, Jason  
Bourjos, Peter  
Boxberger, Brad  
Bradford, Chad  
Branyan, Russell  
Brazelton, Dewon  
Brett, Ryan  
Brignac, Reid  
Brosseau, Mike  
Brujan, Vidal  
Buente, Jay  
Burrell, Pat  
Burroughs, Sean  
Butler, Joey  
Butler, Rich

## C

Cabrera, Asdrubal  
Cairo, Miguel  
Callaway, Mickey  
Camp, Shawn  
Cannizaro, Andy  
Canseco, Jose  
Cantu, Jorge  
Canzler, Russ  
Carlson, Dan  
Carter, Lance  
Casali, Curt  
Casanova, Raul  
Cash, Kevin  
Castilla, Vinny  
Castillo, Diego  
Cedeno, Xavier  
Chang, Yu  
Chargois, JT  
Charlton, Norm  
Childers, Jason  
Chirinos, Robinson  
Chirinos, Yonny  
Choate, Randy  
Choi, Ji-Man  
Cishek, Steve  
Ciuffo, Nick  
Cleavinger, Garrett  
Clyburn, Danny  
Cobb, Alex  
Colome, Alex  
Colome, Jesus  
Conger, Hank  
Conley, Adam  
Conrad, Brooks  
Conti, Jason

Corcoran, Tim  
Cormier, Lance  
Cortez, Fernando  
Cox, Steve  
Crawford, Carl  
Creek, Doug  
Criswell, Cooper  
Cron, C.J.  
Cruz Jr., Jose  
Cruz, Juan  
Cruz, Nelson  
Cummings, Midre  
Curtiss, John

## D

Damon, Johnny  
d'Arnaud, Travis  
Davis, Johnny  
Davis, Wade  
De La Rosa, Dane  
De Leon, Jose  
de los Santos, Luis  
Decker, Jaff  
DeJesus, David  
Delaney, Rob  
Diaz, Jumbo  
Diaz, Matt  
Diaz, Yandy  
Dickerson, Corey  
DiFelice, Mike  
Dillon, Joe  
Dohmann, Scott  
Dominguez, Jose  
Drake, Oliver  
Duda, Lucas  
Duffy, Matt  
Dugger, Robert  
Dukes, Elijah  
Duncan, Shelley  
Dunn, Scott  
Duvall, Mike  
Dykstra, Allan

## E

Easley, Damion  
Eiland, Dave  
Ekstrom, Mike  
Ellis, Chris  
Elmore, Jake  
Enders, Trevor  
Enns, Dietrich  
Eovaldi, Nathan  
Escalona, Felix  
Escobar, Yunel

Espinosa, Danny  
Eveland, Dana

## F

Fairbanks, Pete  
Faria, Jake  
Farnsworth, Kyle  
Farquhar, Danny  
Faucher, Calvin  
Featherston, Taylor  
Feyereisen, J.P.  
Fick, Robert  
Field, Johnny  
Figueroa, Cole  
Fiore, Tony  
Flaherty, John  
Fleming, Josh  
Floro, Dylan  
Floyd, Cliff  
Font, Wilmer  
Fordyce, Brook  
Forsythe, Logan  
Fortunato, Bartolome  
Fossum, Casey  
Francisco, Ben  
Franco, Julio  
Franco, Wander  
Franklin, Nick  
Frieri, Ernesto  
Fuld, Sam

## G

Gaillard, Eddie  
Gamboa, Eddie  
Garcia, Avisail  
Garcia, Edgar  
Gardner, Lee  
Garton, Ryan  
Garza, Matt  
Garza Jr., Ralph  
Gathright, Joey  
Gaudin, Chad  
Geltz, Steve  
Gibaut, Ian  
Gilmartin, Sean  
Gimenez, Chris  
Gipson, Charles  
Glasnow, Tyler  
Glover, Gary  
Gomes, Brandon  
Gomes, Jonny  
Gomez, Carlos  
Gomez, Chris  
Gonzalez, Alex



Gonzalez, Dicky  
Gonzalez, Geremi  
Gooden, Dwight  
Gorecki, Rick  
Graffanino, Tony  
Green, Nick  
Grieve, Ben  
Gross, Gabe  
Guerra, Javy  
Guillen, Jose  
Guillen, Ozzie  
Guilmet, Preston  
Guthrie, Mark  
Guyer, Brandon  
Guzman, Freddy  
Guzman, Joel  
Guzman, Juan

---

**H**

Halama, John  
Hall, Toby  
Hammell, Jason  
Hanigan, Ryan  
Harper, Travis  
Harris, Brendan  
Harville, Chad  
Hawpe, Brad  
Haynes, Nathan  
Head, Louis  
Hechavarria, Adeiny  
Hellickson, Jeremy  
Hendrickson, Mark  
Heredia, Guillermo  
Herget, Kevin  
Hernandez, Michel  
Hernandez, Roberto H.  
Hernandez, Roberto M.  
Hess, David  
Hill, Ken  
Hill, Rich  
Hinske, Eric  
Hollins, Damon  
Honeywell Jr., Brent  
Hoover, Paul  
Howell, J.P.  
Hu, Chih-Wei  
Huff, Aubrey  
Hunter, Tommy

---

**I**

Isringhausen, Jason  
Iwamura, Aki

---

**J**

Jackson, Edwin  
James, Delvin  
Jaso, John  
Jennings, Dan  
Jennings, Desmond

Jepsen, Kevin  
Jimenez, Jason  
Johnson, Charles  
Johnson, Dan  
Johnson, DJ  
Johnson, Elliot  
Johnson, Jason  
Johnson, Kelly  
Johnson, Russ  
Joyce, Matt  
Judd, Mike

---

**K**

Kapler, Gabe  
Karns, Nathan  
Kazmir, Scott  
Kelly, Kenny  
Kelly, Mike  
Kennedy, Joe  
Kent, Steve  
Keppinger, Jeff  
Kiermaier, Kevin  
Kittredge, Andrew  
Kluber, Corey  
Knight, Dusten  
Kolarek, Adam  
Kotchman, Casey  
Kratz, Erik  
Krauss, Marc  
Krehbiel, Joey

---

**L**

LaForest, Pete  
Laker, Tim  
Lamb, David  
Ledesma, Aaron  
Lee, Travis  
Levine, Al  
Lidle, Cory  
Liefer, Jeff  
Lobaton, Jose  
Lombard, George  
Loney, James  
Longoria, Evan  
Lopez, Albie  
Lopez, Felipe  
Loup, Aaron  
Lowe, Brandon  
Lowe, Josh  
Lowe, Nathaniel  
Lowery, Terrell  
Lueke, Josh  
Lugo, Julio  
Lugo, Ruddy  
Luplow, Jordan

---

**M**

Mahtook, Mikie  
Maile, Luke

Malaska, Mark  
Margot, Manuel  
Marinez, Jhan  
Marks, Justin  
Martin, Al  
Martin, Tom  
Martinez, Dave  
Martinez, Felix  
Martinez, Jose  
Martinez, Michael  
Martinez, Tino  
Mastrobuoni, Miles  
Matsui, Hideki  
Mazza, Chris  
McCarty, Dave  
McClain, Scott  
McClanahan, Shane  
McClung, Seth  
McCracken, Quinton  
McGee, Easton  
McGee, Jake  
McGriff, Fred  
McHugh, Collin  
McKay, Brendan  
McKay, David  
Meacham, Rusty  
Meadows, Austin  
Meadows, Brian  
Mecir, Jim  
Mejia, Francisco  
Miceli, Dan  
Miller, Brad  
Miller, Trevor  
Milner, Hoby  
Mohr, Dustan  
Molina, Jose  
Moore, Adam  
Moore, Matt  
Moreno, Diego  
Morris, Jim  
Morrison, Logan  
Morton, Charlie  
Moss, Damian  
Motter, Taylor  
Munson, Eric  
Myers, Wil

---

**N**

Nava, Daniel  
Navarro, Dioner  
Nelson, Joe  
Newman, Alan  
Niemann, Jeff  
Nomo, Hideo  
Norris, Derek  
Norton, Greg  
Nunez, Franklin  
Nuno, Vidal

---

**O**

Odom, Joseph  
Odorizzi, Jake  
O'Grady, Brian  
Ogando, Cristofer  
Ordaz, Luis  
Ordonez, Rey  
Orvella, Chad  
Oviedo, Juan Carlos

---

**P**

Padlo, Kevin  
Pagan, Emilio  
Paredes, Isaac  
Parque, Jim  
Parris, Steve  
Patino, Luis  
Paul, Josh  
Pearce, Steve  
Pena, Carlos  
Pennington, Brad  
Peralta, David  
Peralta, Joel  
Percival, Troy  
Perez, Antonio  
Perez, Eduardo  
Perez, Fernando  
Perez, Michael  
Perez, Tomas  
Perry, Herbert  
Peterson, Shane  
Pham, Tommy  
Phelps, Josh  
Phelps, Travis  
Phillips, Brett  
Phillips, Evan  
Piatt, Adam  
Pinto, Rene  
Pinto, Ricardo  
Plouffe, Trevor  
Poche, Colin  
Poppen, Sean  
Price, David  
Prieto, Ariel  
Pruitt, Austin  
Puello, Cesar

---

**Q**

Qualls, Chad  
Querecuto, Juniel  
Quinn, Roman

---

**R**

Raley, Brooks  
Raley, Luke  
Ramirez, Alexei  
Ramirez, Erasmo  
Ramirez, Harold  
Ramirez, Manny



Waechter, Doug  
Walker, Tyler  
Wallace, Jeff  
Walls, Taylor  
Walton, Jerome  
Webb, John  
Webb, Ryan  
Weber, Ryan  
Weeks Jr., Rickie  
Wendle, Joey  
Wheeler, Dan  
White, Rick  
Whitley, Chase  
Wigginton, Ty  
Williams, Gerald  
Williams, Justin  
Wilson, Bobby  
Wilson, Josh  
Wilson, Paul  
Winn, Randy  
Wisler, Matt  
Witasick, Jay  
Witt, Bobby  
Witt, Kevin  
Wong, Kean  
Wood, Hunter  
Wright, Jamey  
Wright, Wesley

**Y**

Yacabonis, Jimmy  
Yan, Esteban  
Yarbrough, Ryan  
Yates, Kirby  
Young, Delmon

**Z**

Zambrano, Victor  
Zaun, Gregg  
Zobrist, Ben  
Zunino, Mike

Standridge, Jason  
Stanek, Ryne  
Stocker, Kevin  
Stokes, Brian  
Strickland, Hunter  
Sturdevant, Tyler  
Sturtze, Tanyon  
Sucre, Jesus  
Sulser, Cole  
Sutton, Drew  
Switzer, Jon

**T**

Talbot, Mitch  
Tatis, Ramon  
Taylor, Billy  
Taylor, Reggie  
Teaford, Everett  
Thayer, Dale  
Thompson, Rich  
Thompson, Ryan  
Timmons, Ozzie  
Torres, Alex  
Trachsel, Steve  
Trammell, Bubba  
Truby, Chris  
Tsutsugo, Yoshi  
Tyner, Jason

**U**

Upton, B.J.

**V**

Valentin, Javier  
Vaughn, Greg  
Velandia, Jorge  
Velazquez, Andrew  
Venafro, Mike  
Venters, Jonny  
Vogt, Stephen

**W**

Wacha, Michael  
Wade, Terrell

Sanchez, Rey  
Sandberg, Jared  
Sanders, Phoenix  
Sands, Jerry  
Santana, Julio  
Saunders, Tony  
Schultz, Jaime  
Scott, Luke  
Seay, Bobby  
Seo, Jae  
Shaffer, Richie  
Sheets, Andy  
Sherriff, Ryan  
Shields, James  
Shoppach, Kelly  
Shouse, Brian  
Shumpert, Terry  
Silvestri, Dave  
Simon, Randall  
Singleton, Chris  
Siri, Jose  
Sizemore, Grady  
Slegers, Aaron  
Smith, Bobby  
Smith, Jason  
Smith, Kevan  
Smith, Mallex  
Smyly, Drew  
Snell, Blake  
Snyder, Brandon  
Sogard, Eric  
Solis, Ali  
Sonnastine, Andy  
Soriano, Rafael  
Sorrento, Paul  
Sosa, Jorge  
Souza Jr., Steven  
Span, Denard  
Sparks, Jeff  
Springer, Dennis  
Springer, Russ  
Springs, Jeffrey

Ramos, Cesar  
Ramos, Wilson  
Rasmus, Colby  
Rasmussen, Drew  
Reed, Cody  
Refsnyder, Rob  
Rekar, Bryan  
Renfro, Hunter  
Reyes, Al  
Reyes, Carlos  
Rhymes, Will  
Richard, Chris  
Richards, Trevor  
Ridgway, Jeff  
Riefenhauser, C.J.  
Riggans, Shawn  
Ritchie, Todd  
Rivera, Rene  
Roberts, Ryan  
Robertson, Daniel  
Robertson, David  
Robinson, Kerry  
Rocker, John  
Rodney, Fernando  
Rodriguez, Sean  
Roe, Chaz  
Rolls, Damian  
Romano, Jason  
Romero, Enny  
Romero, Tommy  
Romo, Sergio  
Rose, Brian  
Ruebel, Matt  
Ruggiano, Justin  
Rupe, Ryan  
Russell, Adam  
Ryu, Jae-kuk

**S**

Sadler, Casey  
Salas, Juan  
Sanchez, Alex



# ALL-TIME NUMERICAL ROSTER

## 0

Taylor Walls (2022)  
Mallex Smith (2017-2018)

## 1

Luis Patiño (2022)  
Willy Adames (2018-2021)  
Tim Beckham (2015-2017)  
Sean Rodríguez (2010-2014)  
Akinori Iwamura (2007-2009)  
Joey Gathright (2005)  
Rey Sanchez (2004)  
Antonio Perez (2003)  
Miguel Cairo (2000)

## 2

Yandy Díaz (2019-2022)  
Denard Span (2018)  
Michael Martinez (2017)  
Shane Peterson (2017)  
Nick Franklin (2014-2016)  
Kelly Johnson (2013)  
B.J. Upton (2006-2012)  
Fernando Cortez (2005)  
Alex Sanchez (2005)  
Randy Winn (1998-2002)

## 3

Evan Longoria (2008-2017)  
Jorge Velandia (2007)  
Jorge Cantu (2005-2007)  
Felix Escalona (2003)  
Jeff Liefer (2003)  
Adam Piatt (2003)  
Jason Smith (2003)  
Brent Abernathy (2001-2003)  
Quinton McCracken (1998-2000)

## 4

Blake Snell (2016-2020)  
Joey Gathright (2006)  
Jason Conti (2002)  
Gerald Williams (2000-2001)  
Aaron Ledesma (1998-1999)

## 5

Wander Franco (2021-2022)  
Matt Duffy (2016-2019)  
Brandon Guyer (2014-2016)  
Sam Fuld (2011-2013)  
Pat Burrell (2009-2010)  
Rocco Baldelli (2003-2010)  
Felix Escalona (2002)

## 6

David Peralta (2022)  
Taylor Walls (2021-2022)  
Erik Kratz (2019)

Justin Williams (2018)  
John Flaherty (1998-2002)

## 7

Vidal Bruján (2021-2022)  
Michael Perez (2019-2020)  
Logan Morrison (2016-2017)  
Daniel Nava (2015)  
David DeJesus (2013-2015)  
Jeff Keppinger (2012)

## 8

Brandon Lowe (2019-2022)  
Rob Refsnyder (2018)  
Danny Espinosa (2017)  
Rickie Weeks (2017)  
Desmond Jennings (2011-2016)  
Jason Bartlett (2008-2010)  
Josh Paul (2007)  
Alex Gonzalez (2005)  
Jason Romano (2004)  
Marlon Anderson (2003)  
Carl Crawford (2002)  
Mike Difelice (1998-2001)

## 9

Yu Chang (2022)  
Eric Sogard (2019)  
Jake Bauers (2018)  
Juniel Querecuto (2016)  
Oswaldo Arcia (2016)  
Joey Butler (2015)  
Wil Myers (2013-2014)  
Elliot Johnson (2011-2012)  
Hank Blalock (2010)  
Gregg Zaun (2009)  
Shawn Riggins (2008-2009)  
Josh Wilson (2007)  
Tomas Perez (2006)  
B.J. Upton (2004)  
Robert Fick (2004)  
Al Martin (2003)  
Chris Gomez (2001-2002)  
Vinny Castilla (2000-2001)  
Bob Smith (1998-2000)

## 10

Mike Zunino (2019-2022)  
Johnny Field (2018)  
Corey Dickerson (2016-2017)  
Jake Elmore (2015)  
Logan Forsythe (2014)  
Will Rhymes (2012)  
Kelly Shoppach (2010-2011)  
Justin Ruggiano (2007-2008)  
Dustan Mohr (2007)  
Luis Ordaz (2006)

Chris Singleton (2005)  
Damian Rolls (2004)  
Rey Ordóñez (2003)  
Jared Sandberg (2001-2002)  
Russ Johnson (2000)  
Rich Butler (1998-1999)

## 11

Shane Baz (2021-2022)  
Hunter Renfroe (2020)  
Andrew Velazquez (2018-2019)  
Adeiny Hechavarría (2017-2018)  
Logan Forsythe (2015-2016)  
Yunel Escobar (2013-2014)  
Brandon Guyer (2012)  
Casey Kotchman (2011)  
Brad Hawpe (2010)  
Joe Dillon (2009)  
Jae Kuk Ryu (2007-2008)  
Hideo Nomo (2005)  
Geoff Blum (2004)  
Jason Tyner (2003)

## 12

Wade Boggs (1998-1999, RET)

## 13

Manuel Margot (2020-2022)  
Brad Miller (2016-2018)  
Asdrúbal Cabrera (2015)  
Heath Bell (2014)  
Jason Bourgeois (2013)  
Ben Francisco (2012)  
Carl Crawford (2003-2010)  
Ozzie Guillen (2000)  
Miguel Cairo (1998-2000)

## 14

Christian Bethancourt (2022)  
Rich Hill (2021)  
Brett Phillips (2020)  
Trevor Plouffe (2017)  
Jaff Decker (2016)  
David Price (2008-2014)  
Greg Norton (2006-2007)  
Brent Abernathy (2003)  
Jason Tyner (2000-2002)  
Dave Martinez (1998-2000)

## 15

Josh Lowe (2022)  
Chris Mazza (2021)  
Aaron Loup (2020)  
Emilio Pagán (2019)  
Shelley Duncan (2013)  
Delmon Young (2013)  
Reid Rignac (2009-2012)



Cliff Floyd (2008)  
Casey Fossum (2005-2007)  
Paul Hoover (2001-2002)  
Kenny Kelly (2000)  
David Lamb (1999)  
Kerry Robinson (1998)

**16**

Chris Gimenez (2012-2013)  
Justin Ruggiano (2011)  
Willy Aybar (2008-2010)  
Brendan Harris (2007)  
Travis Lee (2003-2006)  
Felix Martínez (2000-2001)  
Dwight Gooden (2000)  
Tim Laker (1998)

**17**

Isaac Paredes (2022)  
Austin Meadows (2018-2021)  
Jumbo Diaz (2017)  
Taylor Featherston (2017)  
Raul Casanova (2007)  
Kevin Cash (2005)  
Charles Gipson (2004)  
Joe Kennedy (2002-2003)  
Rolando Arrojo (1999)  
Dave Silvestri (1998)

**18**

Shane McClanahan (2022)  
Joey Wendle (2018-2021)  
Peter Bourjos (2017)  
Ben Zobrist (2006-2014)  
Nick Green (2005-2006)  
Ben Grieve (2001-2003)  
Julio Franco (1999)

**19**

Josh Fleming (2021-2022)  
Nick Ciuffo (2018-2019)  
Curt Casali (2015-2017)  
Jerry Sands (2014)  
Ryan Roberts (2012-2013)  
Brandon Allen (2012)  
Gabe Kapler (2010)  
Scott Kazmir (2006-2009)  
Aubrey Huff (2001-2006)  
Kevin Stocker (1998-2000)

**20**

Tyler Glasnow (2018-2022)  
Steven Souza Jr. (2015-2017)  
Matt Joyce (2009-2014)  
Mike Difelice (2008)  
Midre Cummings (2004)  
Javier Valentin (2003)  
Dave McCarty (2002)  
Bob Smith (2000-2002)

Vinny Castilla (2000)  
Miguel Cairo (1998)  
Scott McClain (1998)

**21**

Francisco Mejía (2022)  
Cody Reed (2020-2021)  
Jesús Aguilar (2019)  
Christian Arroyo (2018)  
Lucas Duda (2017)  
Taylor Featherston (2017)  
Bobby Wilson (2016)  
James Loney (2013-2015)  
Jose Lobatón (2012)  
Andy Sonnanstine (2008-2011)  
Ty Wigginton (2006-2007)  
Josh Phelps (2005)  
Aubrey Huff (2000)  
Bubba Trammell (1998-2000)

**22**

Chris Mazza (2022)  
Jose Siri (2022)  
Chris Archer (2012-2021)  
Christian Arroyo (2019)  
Johnny Damon (2011)  
Matt Garza (2008-2010)  
Shawn Camp (2007)  
José Cruz (2004)  
Terry Shumpert (2003)

**23**

Nelson Cruz (2021)  
Jake Odorizzi (2013-2017)  
Carlos Pena (2007-2012)  
Julio Lugo (2003-2006)  
Greg Vaughn (2000-2002)  
John Flaherty (1998)

**24**

Avisail García (2019)  
Nathan Eovaldi (2018)  
Alexei Ramírez (2016)  
Hank Conger (2016)  
Grady Sizemore (2015)  
Ryan Hanigan (2014)  
Rich Thompson (2012)  
Manny Ramírez (2011)  
Dan Johnson (2008-2011)  
Justin Ruggiano (2008)  
Kurt Birkins (2008)  
Kevin Witt (2006)  
Sean Burroughs (2006)  
Eric Munson (2005)  
Charles Johnson (2005)  
Tino Martínez (2004)  
George Lombard (2003)  
Ryan Rupe (1999-2002)  
Mike Kelly (1998)

**25**

Javy Guerra (2022)  
Roman Quinn (2022)  
Jordan Luplow (2021)  
Yoshi Tsutsugo (2020-2021)  
Matt Diaz (2003-2004)  
Damion Easley (2003)  
Russ Johnson (2001-2002)

**26**

Ji-Man Choi (2018-2022)  
Brad Boxberger (2014-2017)  
Stephen Vogt (2012)  
Gabe Gross (2008-2009)  
Dan Johnson (2008)  
Delmon Young (2006-2007)  
Scott Kazmir (2005)  
Brook Fordyce (2004)  
Jared Sandberg (2003)  
Andy Sheets (2001-2002)  
Tony Graffanino (1999-2000)  
Tim Laker (1998)

**27**

Carlos Gómez (2018)  
Mikie Mahtook (2015-2016)  
Cesár Ramos (2011-2014)  
Desmond Jennings (2010)  
Gabe Kapler (2009)  
Scott Dohmann (2007-2008)  
Damon Hollins (2005-2006)  
Geoff Blum (2004)  
Bobby Seay (2001-2003)  
Cory Lidle (1999-2000)  
Jerome Walton (1998)  
Rick White (1998)

**28**

Corey Kluber (2022)  
Francisco Mejía (2021)  
Daniel Robertson (2018-2019)  
Colby Rasmus (2017)  
Steve Pearce (2016)  
John Jaso (2008-2015)  
José Molina (2012-2014)  
Alberto Reyes (2007-2008)  
Dany Bález (2004-2005)  
Jim Parque (2003)  
Steve Cox (2000-2002)  
Eddie Gaillard (1998-1999)

**29**

Pete Fairbanks (2020-2022)  
Tommy Pham (2018-2019)  
Brandon Snyder (2018)  
Daniel Robertson (2017)  
Ryan Brett (2015)  
Tim Beckham (2013)  
Dan Johnson (2011)



Rafael Soriano (2010)  
Joel Guzman (2007)  
Russell Branyan (2006)  
Reggie Taylor (2005)  
Fred McGriff (1998-2004)  
Jason Smith (2002)

---

**30**

Brooks Raley (2022)  
David Robertson (2021)  
César Puello (2017)  
Erasmus Ramírez (2015-2017)  
Vince Belnome (2014)  
Luke Scott (2012-2013)  
Brandon Guyer (2011)  
Dioner Navarro (2006-2010)  
Mark Hendrickson (2004-2006)  
Brandon Backe (2003)  
Jose Guillen (1999-2001)  
Scott Aldred (1999)  
Rolando Arrojo (1998)

---

**31**

Collin McHugh (2021)  
Brian O'Grady (2020)  
Kean Wong (2019)  
Adam Moore (2018)  
Xavier Cedeño (2015-2017)  
Allan Dykstra (2015)  
Burke Badenhop (2012)  
Jose Lobatón (2011)  
Lance Cormier (2009-2010)  
Jonny Gomes (2005-2008)  
Todd Ritchie (2004)  
Tony Saunders (1998-1999)

---

**32**

Chris Richard (2009)  
Eric Hinske (2008)  
Shawn Riggins (2006-2007)  
Damian Moss (2004)  
Adam Piatt (2003)  
Nick Bierbrodt (2001-2003)  
Albie Lopez (1998-2001)

---

**33**

Steve Cishek (2017)  
Derek Norris (2017)  
Drew Smyly (2014-2016)  
James Shields (2007-2012)  
Dan Miceli (2006)  
Eduardo Perez (2004-2005)  
Damian Rolls (2001-2003)  
Jose Canseco (1999-2000)

---

**34**

J.P. Feyereisen (2021-2022)  
Trevor Richards (2019-2021)  
Jake Faria (2017-2019)  
C.J. Riefenhauser (2014-2015)

Jeff Niemann (2008-2012)  
Paul Abbott (2004)  
Dan Wheeler (1999-2001)

---

**35**

Brett Phillips (2021-2022)  
Nathaniel Lowe (2019-2020)  
Brandon Lowe (2018)  
Matt Andriese (2015-2018)  
Cole Figueroa (2014)  
Jamey Wright (2013)  
Hideki Matsui (2012)  
Dan Wheeler (2007-2010)  
Elijah Dukes (2007)  
Delmon Young (2006-2007)  
Randall Simon (2004)  
B.J. Upton (2004)  
Chris Truby (2003)  
Bryan Rekar (2000-2001)  
Herbert Perry (1999-2000)  
Dennis Springer (1998)

---

**36**

Andrew Kittredge (2017-2022)  
Richie Shaffer (2015-2016)  
Marc Krauss (2015)  
Brooks Conrad (2012)  
Adam Russell (2011)  
Randy Choate (2009-2010)  
Russ Springer (2009)  
Edwin Jackson (2006-2008)  
Tim Laker (2005)  
Jorge Sosa (2004)  
Luis de los Santos (2002)  
Tony Fiore (2000-2001)  
Mark Guthrie (2000)  
Matt Ruebel (1998)  
Terrell Wade (1998)

---

**37**

Matt Wisler (2021-2022)  
Kevin Padlo (2021)  
Travis d'Arnaud (2019)  
Alex Colomé (2013-2018)  
Juan Cruz (2011)  
Randy Choate (2009)  
Russ Springer (2009)  
Nathan Haynes (2008)  
Seth McClung (2003-2006)  
Brandon Backe (2002-2003)  
Rusty Meacham (2001)  
Billy Taylor (2000)  
Norm Charlton (1999)  
Scott Aldred (1998-1999)

---

**38**

Colin Poche (2019-2022)  
Vidal Nuno III (2018)  
Taylor Motter (2016)  
Jeff Beliveau (2013-2015)

Robinson Chirinos (2011)  
Fernando Perez (2008-2009)  
Brendan Harris (2007)  
Andy Sonnastine (2007)  
Travis Harper (2006)  
Lance Carter (2002-2005)  
Doug Creek (2000-2002)

---

**39**

Kevin Kiermaier (2014-2022)  
J.P. Howell (2006-2012)  
Jason Childers (2006)  
Pete LaForest (2003-2005)  
Steve Parris (2003)  
Lee Gardner (2002)  
Roberto Hernandez (1998-2000)

---

**40**

José Martínez (2020)  
Anthony Bemboom (2019)  
Wilson Ramos (2017-2018)  
Kevin Jepsen (2015-2016)  
J.P. Arencibia (2015)  
Erik Bedard (2014)  
Roberto Hernandez (2013)  
Wade Davis (2010-2012)  
Troy Percival (2008-2009)  
Jae Weong Seo (2006-2007)  
Doug Waechter (2003-2005)  
Al Levine (2003)  
Wilson Alvarez (1998-2002)

---

**41**

Kevin Kiermaier (2013)  
Michel Hernandez (2008-2009)  
Andy Cannizaro (2008)  
Brian Stokes (2006-2007)  
Rob Bell (2003-2005)  
Paul Wilson (2000-2002)  
Danny Clyburn (1999)  
Jason Johnson (1998)

---

**43**

Harold Ramírez (2022)  
Mike Brosseau (2019-2021)  
Michael Perez (2018)  
Dan Jennings (2017)  
Danny Farquhar (2008-2017)  
Ernesto Frieri (2015)  
Ali Solis (2014)  
Freddy Guzman (2013)  
Kyle Farnsworth (2011-2013)  
Elliot Johnson (2008)  
Chad Harville (2006)  
Joey Gathright (2004)  
Dicky Gonzalez (2004)  
Jon Switzer (2003)  
Mike Venafro (2003)  
Esteban Yan (1998-2002)



**44**

Robert Dugger (2022)  
 Kevin Herget (2022)  
 Kevan Smith (2020-2021)  
 Pete Fairbanks (2019)  
 Hunter Wood (2019)  
 C.J. Cron (2018)  
 René Rivera (2015)  
 Drew Sutton (2012)  
 Jason Isringhausen (2009)  
 Reid Brignac (2008)  
 Doug Waechter (2006)  
 Toby Hall (2001-2006)  
 Ken Hill (2001)  
 Ozzie Timmons (2000)  
 Paul Sorrento (1998-1999)

**45**

Brent Honeywell Jr. (2021)  
 Austin Pruitt (2019)  
 Jesús Sucre (2017-2018)  
 Enny Romero (2013-2016)  
 Russ Canzler (2011)  
 Felipe Lopez (2011)  
 Jay Witasick (2007)  
 Ruddy Lugo (2006-2007)  
 Dewon Brazelton (2002-2005)  
 Trevor Enders (2000)  
 Jim Mecir (1998-2000)

**46**

Luke Bard (2022)  
 Jimmy Yacabonis (2022)  
 Shawn Armstrong (2021)  
 José Alvarado (2017-2020)  
 Luke Maile (2015-2016)  
 Bobby Wilson (2015)  
 Juan Carlos Oviedo (2014)  
 Joe Nelson (2009)  
 Jeff Ridgway (2007)  
 Brian Meadows (2006)  
 Bobby Seay (2004)  
 Mark Malaska (2003)  
 Jesus Colome (2001-2002)  
 Steve Trachsel (2000)  
 Alan Newman (1999)  
 Dan Carlson (1998)

**47**

Jason Adam (2022)  
 Oliver Drake (2019-2020)  
 Ryan Weber (2018)  
 Chase Whitley (2016-2017)  
 Brandon Gomes (2011-2015)  
 Jeff Bennett (2009)  
 Gary Glover (2007-2008)  
 Scott Dunn (2006)  
 Franklin Nunez (2004-2005)  
 Victor Zambrano (2003-2004)  
 Mike Duvall (1998-2000)

**48**

Ryan Yarbrough (2018-2022)  
 Joe Borowski (2005)  
 Jon Switzer (2005)  
 John Rocker (2003)  
 Delvin James (2002)  
 Ariel Prieto (2001)  
 Dave Eiland (1998-2000)

**49**

Brendan McKay (2019)  
 Jonny Venters (2018)  
 Tommy Hunter (2017)  
 Dylan Floro (2016)  
 Kirby Yates (2014-2015)  
 Wesley Wright (2013)  
 Dane De La Rosa (2011-2012)  
 Winston Abreu (2009)  
 Jason Hammel (2006-2008)  
 Jesus Colome (2003-2006)  
 Tanyon Sturtze (2000-2002)

**50**

René Pinto (2022)  
 Chaz Roe (2021)  
 Charlie Morton (2019-2020)  
 Austin Pruitt (2017-2018)  
 Jhan Mariñez (2016)  
 Tyler Sturdevant (2016)  
 Everett Teaford (2015)  
 Grant Balfour (2007-2015)  
 James Shields (2006)  
 Chad Gaudin (2003-2004)  
 Mike Judd (2001)  
 Joe Kennedy (2001)  
 Terrell Lowery (1999)

**51**

Dana Eveland (2016)  
 Nate Karns (2014-2015)  
 Jay Buente (2011)  
 Mitch Talbot (2008)  
 Tyler Walker (2006)  
 Trevor Miller (2004-2005)  
 Geremi Gonzalez (2003)  
 Steve Kent (2002)  
 Mickey Callaway (2001)  
 Jeff Wallace (2001)  
 Rick White (1998-2000)

**52**

Tommy Romero (2022)  
 Michael Wacha (2021)  
 Chaz Roe (2017-2020)  
 Ryan Garton (2016-2017)  
 José Domínguez (2015)  
 Josh Lueke (2012-2014)  
 Brian Shouse (2009)  
 Juan Salas (2008)  
 Jon Switzer (2006-2007)

Lee Gardner (2005)  
 John Halama (2004)  
 Tom Martin (2002)  
 Brian Rose (2001)  
 Ramon Tatis (1998)

**53**

Josh Lowe (2021)  
 Anthony Banda (2018-2020)  
 Alex Cobb (2011-2017)  
 Joaquín Benoit (2010)  
 Chad Bradford (2008-2009)  
 Juan Salas (2006-2007)  
 John Webb (2004-2005)  
 Jason Standridge (2001-2004)  
 Bobby Witt (1999)  
 Matt Ruebel (1998)

**54**

Guillermo Heredia (2019)  
 Sergio Romo (2017-2018)  
 Hunter Wood (2017)  
 Steve Geltz (2014-2016)  
 Alex Torres (2013)  
 Mike Ekstrom (2010-2011)  
 Chad Orvella (2005-2007)  
 Geremi Gonzalez (2004)  
 Jason Jimenez (2002)

**55**

Luke Raley (2022)  
 Adam Conley (2021)  
 DJ Johnson (2021)  
 Ryne Stanek (2018-2019)  
 Adam Kolarek (2017)  
 Dan Moore (2011-2016)  
 Rob Delaney (2011)  
 César Ramos (2011)  
 Chad Qualls (2010)  
 Toby Hall (2000-2001)  
 Rick Gorecki (1998)

**56**

Randy Arozarena (2020-2022)  
 Adam Kolarek (2018-2019)  
 Dana Eveland (2016)  
 Ronald Belisario (2015)  
 Fernando Rodney (2012-2013)  
 Alex Torres (2011)  
 Tim Corcoran (2005-2007)  
 Bryan Rekar (1998-2000)

**57**

Drew Rasmussen (2021-2022)  
 Aaron Slegers (2019-2020)  
 Jaime Schultz (2018)  
 Jake McGee (2010-2015)  
 Trevor Miller (2008)  
 Bartolome Fortunato (2004)  
 Scott Kazmir (2004)  
 Carlos Reyes (2003)



Juan Guzman (2000)  
Brad Pennington (1998)

---

**58**

---

Calvin Faucher (2022)  
Louis Head (2021)  
Edgar García (2020)  
Ian Gibaut (2019)  
Chih-Wei Hu (2017-2018)  
Justin Marks (2016)  
Ryan Webb (2016)  
Preston Guilmet (2015)  
Jeremy Hellickson (2010-2014)  
Wade Davis (2009)  
Travis Harper (2000-2005)

---

**59**

---

Jeffrey Springs (2021-2022)  
Justin Marks (2017)  
Ryne Stanek (2017)  
Eddie Gamboa (2016)  
Andrew Bellatti (2015)  
Everett Teaford (2015)  
Curt Casali (2014)  
Jose Lobatón (2013)  
Dale Thayer (2009-2010)  
Shawn Camp (2006-2007)  
José Bautista (2004)  
Jorge Cantu (2004)  
Jorge Sosa (2002-2003)

---

**60**

---

Garrett Cleavinger (2022)  
David Hess (2021)  
Evan Phillips (2021)  
Sean Poppen (2021)  
Hunter Strickland (2021)  
Hoby Milner (2018-2019)  
Jorge Velandia (2007)  
Jonny Gomes (2003-2004)  
Victor Zambrano (2001-2002)  
Julio Santana (1998-1999)

---

**61**

---

Ralph Garza (2022)  
Luis Patiño (2021)  
Josh Fleming (2020)  
Hunter Wood (2018)  
Dustan Mohr (2007)  
Travis Phelps (2001-2002)  
Mickey Callaway (1999)

---

**62**

---

Jonathan Aranda (2022)  
Shane McClanahan (2020-2021)  
Wilmer Font (2018-2019)  
Joel Peralta (2011-2014)  
Luis Ordaz (2006)  
Jeff Sparks (1999-2000)

---

**63**

---

Diego Castillo (2018-2021)  
Chris Gimenez (2012)  
Jim Morris (1999-2000)

---

**64**

---

Shawn Armstrong (2022)  
Joey Krehbiel (2021)  
Joseph Odom (2021)  
Diego Moreno (2017)

---

**65**

---

Javy Guerra (2022)  
Casey Sadler (2019)

---

**67**

---

Ricardo Pinto (2019)

---

**68**

---

Jalen Beeks (2018-2022)

---

**70**

---

Nick Anderson (2019-2021)

---

**71**

---

Cooper Criswell (2022)  
Ryan Sherriff (2020-2021)  
Cole Sulser (2019)

Damian Rolls (2000)  
Steve Cox (1999)

---

**72**

---

Yonny Chirinos (2018-2022)

---

**73**

---

Easton McGee (2022)  
Johnny Davis (2019)

---

**74**

---

David McKay (2022)  
J.P. Howell (2011)

---

**75**

---

Cristofer Ogando (2022)  
Dietrich Enns (2021)

---

**76**

---

Dusten Knight (2022)

---

**78**

---

Miles Mastrobuoni (2022)

---

**80**

---

Phoenix Sanders (2022)

---

**81**

---

Ryan Thompson (2020-2022)

---

**84**

---

JT Chargois (2021-2022)  
John Curtiss (2020)

---

**85**

---

Sean Gilmartin (2020)

---

**86**

---

Chris Ellis (2021)

---

**87**

---

José De León (2017-2019)

---

**88**

---

Josh Paul (2006)

---

**97**

---

Joe Beimel (2005)





# ALL-TIME COACHES

COACHES	POS.	YEARS
Anderson, Brian	Assistant Pitching	2008-09
Baldelli, Rocco	1B Field Coord.	2015-17 2018
Bogar, Tim	Quality Assurance	2008
Boggs, Wade	Hitting	2001
Boroski, Stan	Assistant Pitching Bullpen	2010-11 2012-22
Bosio, Chris	Pitching	2003
Brown, Jackie	Pitching	2002
Butcher, Mike	Pitching	2006
Cardenal, José	1B	2000-01
Cash, Kevin	Manager	2015-22
Collins, Terry	Bullpen 3B	2001 2001
Daulton, Darren	Bullpen	2001
DeMent, Dan	Assistant Hitting	2022
Elia, Lee	Hitting	2003-05
Erichman, Jonathan	Process & Analytics	2019-22
Evers, Bill	Bench	2006
Ezell, Glenn	Bullpen	2001-02
Fischer, Bill	Pitching	2000-01
Foley, Tom	3B Bench	2002-14 2015-17
Gomez, Orlando	Bullpen	1998-2000
Greene, Todd	Quality Assurance	2009
Hatcher, Billy	1B 3B Bench	1998-99, 2003-05 2000 2001-02
Henderson, Steve	Hitting	1998, 2006-09
Hernandez, Chuck	Pitching	2004-05
Hendrick, George	1B	2006-14
Hickey, Jim	Pitching	2007-17

COACHES	POS.	YEARS
Hoover, Paul	Field Coord.	2019-22
Howard, Frank	Bench	1998-99
Knapp, Rick	Assistant Pitching	2022
Linares, Rodney	3B	2019-22
Maddon, Joe	Manager	2006-14
Martinez, Dave	1B Bench	2007 2008-14
May, Lee	1B	2001-02
May, Milt	Hitting	2002
McLaren, John	Bench	2003
McRae, Hal	Bench Manager	2001 2001-02
Montoyo, Charlie	3B Bench	2015-17 2018
Mottola, Chad	Hitting	2016-22
Nelson, Jamie	Coach	2013-17
North, Brady	Assistant Hitting	2022
Piniella, Lou	Manager	2003-05
Prieto, Chris	1B	2022
Quatraro, Matt	3B Bench	2018 2019-22
Ramos, Bobby	Bullpen	1998, 2006-11
Riddoch, Greg	3B	1998-99
Roberts, Leon	Hitting	1999-2000
Rothschild, Larry	Manager	1998-2001
Russell, Bill	Bench	2000
Shelton, Derek	Hitting	2010-16
Sinatro, Matt	Bullpen	2003-05
Snyder, Kyle	Pitching	2018-22
Timmons, Ozzie	1B	2018-21
Williams, Rick	Pitching	1998-2000
Zimmer, Don	Sr. Advisor	2004-14

## DID YOU KNOW?

### FORMER RAYS TO MANAGE MAJOR LEAGUE TEAMS

Six former Rays players have gone on to manage major league teams, including four current skippers.

Name	Years as Rays Player	Managerial Career
Ozzie Guillén	2000	White Sox (2004-11), Marlins (2012)
Kevin Cash	2005	Rays (2015-Current)
Mickey Callaway	1999, 2001	Mets (2018-19)
Gabe Kapler	2009-10	Phillies (2018-19), Giants (2020-Current)
Dave Martinez	1998-2000	Nationals (2018-Current)
Rocco Baldelli	2003-08, 2010	Twins (2019-Current)



# ALL-TIME TRADES

## 1997 (4)

- 11/11 Acquired OF Mike Kelly from the **Reds** for a player to be named (OF Dmitri Young).
- 11/18 Acquired C John Flaherty from the **Padres** for SS Andy Sheets (12th pick in expansion draft) and RHP Brian Boehringer (15th pick in expansion draft).
- 11/18 Acquired 1B Fred McGriff from the **Braves** for cash.
- 11/18 Acquired SS Kevin Stocker from the **Phillies** for OF Bobby Abreu (3rd pick in expansion draft).

## 1999 (6)

- 3/29 Acquired OF Danny Clyburn and a player to be named (SS Angel Volquez) from the **Orioles** for RHP Jason Johnson.
- 7/21 Traded RHP Julio Santana to the **Red Sox** for cash and a player to be named (LHP Will Silverthorn).
- 7/23 Acquired OF José Guillén and RHP Jeff Sparks from the **Pirates** for C Joe Oliver and C Humberto Cota.
- 7/24 Acquired RHP Marty Barnett from the **Phillies** for LHP Scott Aldred.
- 12/13 Acquired 3B Vinny Castilla from the **Rockies** for RHP Rolando Arrojo and INF Aaron Ledesma.
- 12/13 Acquired INF Damian Rolls from the **Royals** for cash.

## 2000 (7)

- 4/13 Acquired RHP Dwight Gooden from the **Astros** for cash.
- 5/12 Acquired LHP Mark Guthrie and cash from the **Cubs** for OF Dave Martinez.
- 5/27 Acquired INF Russ Johnson from the **Astros** for RHP Marc Valdes.
- 5/31 Acquired RHP Tanyon Sturtze from the **White Sox** for INF Tony Graffanino.
- 7/28 Acquired RHP Paul Wilson and OF Jason Tyner from the **Mets** for RHP Rick White and OF Bubba Trammell.
- 7/28 Acquired RHP Jesús Colomé and cash from the **Athletics** for RHP Jim Mecir and LHP Todd Belitz.
- 7/31 Acquired INF Brent Abernathy from the **Blue Jays** for RHP Steve Trachsel and LHP Mark Guthrie.

## 2001 (7)

- 1/8 Acquired OF Ben Grieve from the **Athletics**; traded RHP Cory Lidle to the Athletics and RHP Roberto Hernández to the **Royals**.
- 3/28 Acquired RHP Mike Judd from the **Dodgers** for cash.
- 4/4 Traded OF Kenny Kelly to the **Mariners** for cash.
- 7/25 Acquired LHP Nick Bierbrodt, OF Jason Conti and cash from the **Diamondbacks** for RHP Albie Lopez and C Mike DiFelice.
- 7/27 Acquired RHP Manny Aybar and a player to be named (SS Jason Smith) from the **Cubs** for 1B Fred McGriff.
- 12/13 Acquired LHP Steve Kent from the **Angels** for cash.
- 12/17 Acquired INF Wilmy Caceres from the **Angels** for RHP Mickey Callaway.

## 2002 (3)

- 7/21 Traded LHP Doug Creek to the **Mariners** for cash.
- 10/28 Received the rights to negotiate with Lou Piniella and acquired SS Antonio Pérez from the **Mariners** for OF Randy Winn.
- 12/15 Acquired SS Rey Ordoñez and cash from the **Mets** for two players to be named (1B Josh Pressley and INF Russ Johnson).

## 2003 (5)

- 3/24 Acquired C Javier Valentín from the **Brewers** for OF Jason Conti.
- 7/31 Traded RHP Al Levine to the **Royals** for cash.
- 11/21 Acquired 1B Tino Martinez from the **Cardinals** for RHP Evan Rust and 1B John-Paul Davis.
- 12/14 Acquired INF Geoff Blum from the **Astros** for RHP Brandon Backe.
- 12/14 Acquired LHP Mark Hendrickson from the **Blue Jays**; traded RHP Joe Kennedy to the **Rockies**.

## 2004 (5)

- 4/3 Acquired INF/OF Jason Romano from the **Dodgers** for INF Antonio Pérez.
- 6/28 Traded INF/OF José Bautista to the **Royals** for cash.
- 7/30 Acquired LHP Scott Kazmir and RHP José Díaz from the **Mets** for RHP Victor Zambrano and RHP Bartolomé Fortunato.
- 12/12 Acquired C Kevin Cash from the **Blue Jays** for RHP Chad Gaudin.
- 12/13 Acquired RHP Angel Garcia from the **Twins** for cash.



**2005 (5)**

- 2/6 Acquired LHP Casey Fossum from the **Diamondbacks** for OF José Cruz Jr. and cash.
- 3/31 Acquired INF Nick Green from the **Braves** for RHP Jorge Sosa.
- 12/7 Acquired 3B Sean Burroughs from the **Padres** for RHP Dewon Brazelton.
- 12/7 Traded RHP Steve Andrade (selected in the Rule 5 Draft from the Blue Jays) to the **Padres** for cash.
- 12/19 Acquired C Josh Paul from the **Angels** for INF Travis Schlichting.

**2006 (9)**

- 1/14 Acquired RHP Edwin Jackson and LHP Chuck Tiffany from the **Dodgers** for RHP Danys Báez and RHP Lance Carter.
- 4/6 Acquired RHP Marcos Carvajal from the **Mariners** for RHP Jose de la Cruz.
- 4/28 Acquired RHP Tyler Walker from the **Giants** for RHP Carlos Hines.
- 6/20 Acquired LHP J.P. Howell from the **Royals** for OF Joey Gathright and INF Fernando Cortez.
- 6/27 Acquired RHP Jae Seo, C Dioner Navarro and a player to be named (OF Justin Ruggiano) from the **Dodgers** for LHP Mark Hendrickson, C Toby Hall and cash.
- 7/12 Acquired RHP Mitch Talbot and SS Ben Zobrist from the **Astros** for INF Aubrey Huff and cash.
- 7/31 Acquired INF Joel Guzmán and OF Sergio Pedroza from the **Dodgers** for SS Julio Lugo.
- 8/24 Acquired RHP Evan Meek and a player to be named (RHP Dale Thayer) from the **Padres** for OF Russell Bryanan.
- 12/7 Traded OF Ryan Goleski (selected in the Rule 5 Draft from Cleveland) to the **Athletics** for cash.

**2007 (10)**

- 1/2 Acquired INF Brendan Harris from the **Reds** for cash.
- 2/13 Acquired RHP Jae Kuk Ryu from the **Cubs** for OF Andrew Lopez and RHP Greg Reinhard.
- 7/27 Acquired RHP Grant Balfour from the **Brewers** for RHP Seth McClung.
- 7/28 Acquired RHP Dan Wheeler from the **Astros** for INF Ty Wigginton.
- 7/28 Acquired RHP Calvin Medlock and LHP Brian Shackelford from the **Reds** for INF Jorge Cantú, OF Shaun Cumberland and cash.
- 11/20 Traded OF Chris Snelling to the **Phillies** for cash.
- 11/28 Acquired RHP Matt Garza, SS Jason Bartlett and RHP Eduardo Morlan from the **Twins** for OF Delmon Young, INF Brendan Harris and OF Jason Pridie.
- 11/28 Traded RHP Brian Stokes to the **Mets** for cash.
- 12/3 Acquired LHP Glenn Gibson from the **Nationals** for OF Elijah Dukes.
- 12/6 Traded RHP Tim Lahey (selected in the Rule 5 Draft from the Twins) to the **Cubs** for cash.

**2008 (4)**

- 1/17 Acquired INF Willy Aybar and INF Chase Fontaine from the **Braves** for LHP Jeff Ridgway.
- 4/22 Acquired OF Gabe Gross from the **Brewers** for RHP Josh Butler.
- 8/7 Acquired RHP Chad Bradford from the **Orioles** for cash.
- 12/10 Acquired OF Matt Joyce from the **Tigers** for RHP Edwin Jackson.

**2009 (8)**

- 2/9 Acquired INF Isaias Velasquez from **Cleveland** for RHP Juan Salas.
- 4/5 Acquired RHP Aneurys Rodríguez from the **Rockies** for RHP Jason Hammel.
- 7/2 Acquired RHP John Meloan from **Cleveland** for RHP Winston Abreu.
- 8/7 Acquired C Gregg Zaun from the **Orioles** for a player to be named (INF Rhyne Hughes).
- 8/28 Acquired INF Sean Rodríguez, LHP Álex Torres and 3B Matt Sweeney from the **Angels** for LHP Scott Kazmir.
- 11/3 Acquired RHP Jesse Chavez from the **Pirates** for 2B Akinori Iwamura.
- 12/2 Acquired C Kelly Shoppach from **Cleveland** for a player to be named (RHP Mitch Talbot).
- 12/11 Acquired RHP Rafael Soriano from the **Braves** for RHP Jesse Chavez.

**2010 (2)**

- 7/31 Acquired RHP Chad Qualls from the **Diamondbacks** for a player to be named (RHP Matt Gorgen).
- 12/17 Acquired INF Cole Figueroa, RHP Brandon Gomes, LHP Cesar Ramos and RHP Adam Russell from the **Padres** for SS Jason Bartlett and cash.

**2011 (3)**

- 1/8 Acquired RHP Chris Archer, C Robinson Chirinos, OF Sam Fuld, OF Brandon Guyer and SS Hak-Ju Lee from the **Cubs** for RHP Matt Garza, OF Fernando Perez and LHP Zachary Rosscup.
- 11/27 Acquired RHP Josh Lueke and cash from the **Mariners** for C John Jaso.
- 12/12 Acquired RHP Burke Badenhop from the **Marlins** for C Jake Jefferies.



---

**2012 (8)**

- 1/30 Traded INF Russ Canzler to **Cleveland** for cash.
- 5/16 Acquired OF Rich Thompson from the **Phillies** for OF Kyle Hudson.
- 5/21 Acquired INF Drew Sutton from the **Pirates** for cash.
- 7/24 Acquired INF Ryan Roberts from the **Diamondbacks** for INF Tyler Bortnick.
- 8/31 Acquired OF Ben Francisco from the **Astros** for a player to be named (LHP Theron Geith).
- 12/1 Acquired OF Raul Mondesi Jr. from the **Brewers** for RHP Burke Badenhop.
- 12/4 Acquired SS Yunel Escobar from the **Marlins** for INF Derek Dietrich.
- 12/9 Acquired OF Wil Myers, RHP Jake Odorizzi, LHP Mike Montgomery and 3B Patrick Leonard from the **Royals** for RHP James Shields, RHP Wade Davis and a player to be named (INF Elliot Johnson).

---

**2013 (8)**

- 2/14 Traded SS Reid Brignac to the **Rockies** for cash.
- 3/27 Acquired RHP Steve Geltz from the **Angels** for RHP Dane De La Rosa.
- 4/5 Traded C Stephen Vogt to the **Athletics** for cash.
- 4/8 Traded C Robinson Chirinos to the **Rangers** for cash.
- 4/16 Acquired LHP Jeff Beliveau from the **Rangers** for cash.
- 7/29 Acquired RHP Jesse Crain from the **White Sox** for two players to be named (LHP Sean Bierman, INF Ben Kline) and cash.
- 8/23 Acquired OF David DeJesus from the **Nationals** for a player to be named (LHP Matthew Spann).
- 12/3 Acquired C Ryan Hanigan from the **Reds** and RHP Heath Bell and cash from the **Diamondbacks**; traded RHP Justin Choate and a player to be named (OF Todd Glaesmann) to the Diamondbacks.

---

**2014 (9)**

- 1/22 Acquired RHP Matt Andriese, RHP Brad Boxberger, INF Logan Forsythe, RHP Matt Lollis and INF Maxx Tissenbaum from the **Padres** for RHP Jesse Hahn and LHP Alex Torres.
- 2/13 Acquired RHP Nate Karns from the **Nationals** for C José Lobaton, LHP Felipe Rivero and OF Drew Vetteson.
- 7/31 Acquired LHP Drew Smyly and SS Willy Adames from the **Tigers** and INF Nick Franklin from the **Mariners**; traded LHP David Price to the Tigers.
- 11/5 Acquired RHP Mark Sappington from the **Angels** for LHP Cesar Ramos.
- 11/14 Acquired INF Andrew Velazquez and OF Justin Williams from the **Diamondbacks** for RHP Jeremy Hellickson.
- 11/20 Acquired RHP José Domínguez and RHP Greg Harris from the **Dodgers** for RHP Joel Peralta and LHP Adam Liberatore.
- 12/9 Acquired a player to be named (RHP Buddy Borden) from the **Pirates** for INF/OF Sean Rodriguez.
- 12/16 Acquired RHP Kevin Jepsen from the **Angels** for OF Matt Joyce.
- 12/19 Acquired C René Rivera, RHP Burch Smith and 1B/OF Jake Bauers from the **Padres** and OF Steven Souza Jr. and LHP Travis Ott from the **Nationals**; traded OF Wil Myers, C Ryan Hanigan, LHP Jose Castillo and RHP Gerardo Reyes to the Padres.

---

**2015 (8)**

- 1/10 Acquired C/DH John Jaso, INF Daniel Robertson, OF Boog Powell and cash from the **Athletics** for INF/OF Ben Zobrist and INF Yunel Escobar.
- 3/31 Acquired RHP Erasmo Ramirez from the **Mariners** for LHP Mike Montgomery.
- 4/27 Acquired LHP Xavier Cedeño from the **Dodgers** for cash.
- 6/25 Acquired 1B Marc Krauss from the **Angels** for RHP Kyle Winkler.
- 7/28 Acquired RHP Eduar Lopez from the **Angels** for OF David DeJesus.
- 7/31 Acquired RHP Chih-Wei Hu and RHP Alexis Tapia from the **Twins** for RHP Kevin Jepsen.
- 11/5 Acquired RHP Danny Farquhar, INF Brad Miller and 1B/OF Logan Morrison from the **Mariners** for RHP Nate Karns, OF Boog Powell and LHP C.J. Riefenhauser.
- 12/3 Acquired C Hank Conger from the **Astros** for cash.

---

**2016 (7)**

- 1/28 Acquired OF Corey Dickerson and 3B Kevin Padlo from the **Rockies** for LHP Jake McGee and RHP German Márquez.
- 6/24 Acquired OF Oswaldo Arcia from the **Twins** for cash.
- 8/1 Acquired OF Nathan Lukes and RHP Jhon Salinas from **Cleveland** for OF Brandon Guyer.
- 8/1 Acquired C Jonah Heim from the **Orioles** for INF Steve Pearce.
- 8/1 Acquired SS Matt Duffy, RHP Michael Santos and SS Lucius Fox from the **Giants** for LHP Matt Moore.
- 11/2 Acquired LHP John Lamb from the **Reds** for cash.
- 11/18 Acquired 1B Dalton Kelly, RHP Andrew Kittredge and RHP Dylan Thompson from the **Mariners** for INF/OF Richie Shaffer and INF/OF Taylor Motter.



**2017 (18)**

1/11	Acquired OF Mallex Smith, SS Carlos Vargas and LHP Ryan Yarbrough from the <b>Mariners</b> for LHP Drew Smyly.
1/18	Acquired a player to be named (RHP Drew Smith) from the <b>Tigers</b> for OF Mikie Mahtook.
1/23	Acquired RHP José De León from the <b>Dodgers</b> for 2B Logan Forsythe.
2/7	Acquired RHP Jeffery Rosa from the <b>Nationals</b> for LHP Enny Romero.
5/18	Acquired INF Michael Martínez from <b>Cleveland</b> for cash.
6/9	Acquired INF Taylor Featherston from the <b>Phillies</b> for cash.
6/17	Acquired INF Trevor Plouffe from the <b>Athletics</b> for cash.
6/26	Acquired SS Adeiny Hechavarria from the <b>Marlins</b> for RHP Ethan Clark and OF Braxton Lee.
7/22	Acquired RHP Sergio Romo from the <b>Dodgers</b> for cash.
7/27	Acquired LHP Dan Jennings from the <b>White Sox</b> for 1B Casey Gillaspie.
7/27	Acquired 1B Lucas Duda from the <b>Mets</b> for RHP Drew Smith.
7/28	Acquired RHP Steve Cishek and cash from the <b>Mariners</b> for RHP Erasmo Ramirez.
7/31	Acquired RHP Tobias Myers from the <b>Orioles</b> for INF Tim Beckham.
8/6	Acquired LHP Anthony Misiewicz, INF/OF Luis Rengifo and a player to be named (INF Osmy Gregorio) from the <b>Mariners</b> for RHP Ryan Garton and C Mike Marjama.
11/30	Acquired RHP Curtis Taylor from the <b>Diamondbacks</b> for RHP Brad Boxberger.
12/11	Acquired INF Joey Wendle from the <b>Athletics</b> for a player to be named (C Jonah Heim).
12/12	Acquired INF Ryan Schimpf from the <b>Padres</b> for INF Deion Tansel.
12/20	Acquired INF Christian Arroyo, LHP Matt Krook, OF Denard Span and RHP Stephen Woods Jr. from the <b>Giants</b> for 3B Evan Longoria.

**2018 (20)**

2/17	Acquired 1B C.J. Cron from the <b>Angels</b> for a player to be named (INF Luis Rengifo).
2/17	Acquired RHP Jermaine Palacios from the <b>Twins</b> for RHP Jake Odorizzi.
2/20	Acquired LHP Anthony Banda and two players to be named (RHP Sam McWilliams, LHP Colin Poche) from the <b>Diamondbacks</b> and INF Nick Solak from the <b>Yankees</b> ; traded OF Steven Souza Jr. to the Diamondbacks.
2/22	Acquired RHP Daniel Hudson and INF Tristan Gray from the <b>Pirates</b> for OF Corey Dickerson.
3/27	Acquired OF Rob Refsnyder from <b>Cleveland</b> for cash.
4/10	Acquired OF Jeremy Hazelbaker from the <b>Diamondbacks</b> for cash.
5/25	Acquired RHP Andrew Moore and RHP Tommy Romero from the <b>Mariners</b> for RHP Alex Colomé, OF Denard Span and cash.
5/25	Acquired RHP Wilmer Font from the <b>Athletics</b> for RHP Peter Bayer.
6/10	Acquired 1B Ji-Man Choi from the <b>Brewers</b> for INF Brad Miller and cash.
7/14	Acquired LHP Hoby Milner from the <b>Phillies</b> for cash.
7/25	Acquired LHP Jalen Beeks from the <b>Red Sox</b> for RHP Nathan Eovaldi.
7/25	Acquired C Michael Perez and RHP Brian Shaffer from the <b>Diamondbacks</b> for RHP Matt Andriese.
7/26	Traded LHP Jonny Venters to the <b>Braves</b> for an international signing slot.
7/31	Acquired OF Tommy Pham and international slot money from the <b>Cardinals</b> for LHP Genesis Cabrera, RHP Roel Ramirez and OF Justin Williams.
7/31	Traded C Wilson Ramos to the <b>Phillies</b> for cash.
7/31	Acquired RHP Tyler Glasnow, OF Austin Meadows and a player to be named (RHP Shane Baz) from the <b>Pirates</b> for RHP Chris Archer.
8/6	Acquired RHP Matt Seelinger from the <b>Pirates</b> for SS Adeiny Hechavarria.
11/8	Acquired OF Guillermo Heredia, LHP Michael Plassmeyer and C Mike Zunino from the <b>Mariners</b> for OF Jake Fraley and OF Mallex Smith.
12/13	Acquired INF Yandy Díaz and RHP Cole Sulser from <b>Cleveland</b> ; traded 1B Jake Bauers to Cleveland and cash to the <b>Mariners</b> .
12/21	Acquired RHP Emilio Pagán and a Competitive Balance Round A draft selection from the <b>Athletics</b> and RHP Rollie Lacy from the <b>Rangers</b> ; traded LHP Kyle Bird, LHP Brock Burke and RHP Yoel Espinal to the Rangers.

**2019 (18)**

1/4	Acquired RHP Oliver Drake from the <b>Blue Jays</b> for cash.
1/8	Acquired RHP Caleb Sampen from the <b>Dodgers</b> for RHP Jaime Schultz.
3/30	Acquired RHP Aaron Slegers from the <b>Pirates</b> for cash.
5/6	Acquired a player to be named (RHP Neraldo Catalina) from the <b>Mets</b> for RHP Wilmer Font.
5/10	Acquired C Travis d'Arnaud from the <b>Dodgers</b> for cash.
5/16	Acquired C Erik Kratz and cash from the <b>Giants</b> for a player to be named (RHP Matt Seelinger).
7/3	Acquired RHP Nathan Witt from the <b>Dodgers</b> for RHP Casey Sadler.
7/3	Traded INF/OF Andrew Velazquez to <b>Cleveland</b> for international bonus pool money.



- 7/13 Acquired RHP Pete Fairbanks from the **Rangers** for INF Nick Solak.
- 7/28 Acquired OF Ruben Cardenas and international slot money from **Cleveland** for INF Christian Arroyo and RHP Hunter Wood.
- 7/28 Acquired INF Eric Sogard from the **Blue Jays** for two players to be named (RHP Edisson González, RHP Curtis Taylor).
- 7/31 Acquired 1B Jesús Aguilar from the **Brewers** for RHP Jake Faria.
- 7/31 Acquired OF Niko Hulsizer from the **Dodgers** for LHP Adam Kolarek.
- 7/31 Acquired LHP Jacob Lopez from the **Giants** for 1B/OF Joe McCarthy.
- 7/31 Acquired RHP Nick Anderson and RHP Trevor Richards from the **Marlins** for OF Jesús Sánchez and RHP Ryne Stanek.
- 11/20 Traded RHP José De León to the **Reds** for cash.
- 11/27 Acquired 1B/OF Brian O'Grady from the **Reds** for cash.
- 12/6 Acquired INF Xavier Edwards, OF Hunter Renfroe and a player to be named (INF Esteban Quiroz) from the **Padres** for INF Jake Cronenworth and OF Tommy Pham.

## 2020 (12)

- 1/9 Acquired RHP Peyton Battenfield and OF Cal Stevenson from the **Astros** for RHP Austin Pruitt.
- 1/9 Acquired OF Randy Arozarena, 1B/DH José Martínez and a Competitive Balance Round A draft selection from the **Cardinals** for LHP Matthew Liberatore, C Edgardo Rodriguez and a Competitive Balance Round B draft selection.
- 2/8 Acquired OF Manuel Margot and C/OF Logan Driscoll from the **Padres** for RHP Emilio Pagan.
- 8/18 Acquired RHP Édgar García from the **Phillies** for a player to be named (RHP Rodolfo Sánchez).
- 8/23 Traded INF Daniel Robertson to the **Giants** for cash.
- 8/27 Acquired OF Brett Phillips from the **Royals** for INF/OF Lucius Fox.
- 8/28 Acquired LHP Cody Reed from the **Reds** for RHP Riley O'Brien.
- 8/30 Traded 1B/DH José Martínez to the **Cubs** for a player to be named (SS Pedro Martínez) and cash.
- 8/31 Traded LHP Anthony Banda to the **Giants** for cash.
- 12/10 Acquired C/OF Heriberto Hernández, INF Osleivis Basabe and OF Alexander Ovalles from the **Rangers** for 1B Nathaniel Lowe, 1B Jake Guenther and a player to be named (OF Carl Chester).
- 12/29 Acquired 1B Dillon Paulson and cash from the **Dodgers**; traded LHP José Alvarado to the **Phillies**.
- 12/29 Acquired C Blake Hunt, C Francisco Mejía, RHP Luis Patiño and RHP Cole Wilcox from the **Padres** for LHP Blake Snell.

## 2021 (21)

- 2/8 Traded RHP Aaron Slegers to the **Angels** for cash.
- 2/17 Acquired RHP Chris Mazza, LHP Jeffrey Springs and cash from the **Red Sox** for C Ronaldo Hernández and INF Nick Sogard.
- 2/17 Acquired 1B Evan Edwards from the **Marlins** for RHP John Curtis.
- 5/15 Traded RHP Hunter Strickland to the **Angels** for cash.
- 5/15 Traded INF/OF Yoshi Tsutsugo to the **Dodgers** for cash.
- 5/16 Acquired INF/OF Wyatt Mathisen from the **Diamondbacks** for cash.
- 5/18 Acquired RHP Sean Poppen from the **Pirates** for cash.
- 5/19 Traded C Kevan Smith to the **Braves** for cash.
- 5/21 Acquired RHP J.P. Feyereisen and RHP Drew Rasmussen from the **Brewers** for SS Willy Adames and RHP Trevor Richards.
- 6/11 Acquired RHP Matt Wisler and cash from the **Giants** for LHP Michael Plassmeyer.
- 6/17 Acquired INF Mike Ford from the **Yankees** for a player to be named (OF Aldenis Sánchez) and cash.
- 6/24 Traded INF/OF Wyatt Mathisen to the **Mariners** for cash.
- 7/22 Acquired DH Nelson Cruz and RHP Calvin Faucher from the **Twins** for RHP Joe Ryan and RHP Drew Strotman.
- 7/23 Acquired RHP Tommy Hunter and C Matt Dyer from the **Mets** for LHP Rich Hill.
- 7/29 Acquired RHP JT Chargois and INF Austin Shenton from the **Mariners** for RHP Diego Castillo.
- 7/30 Acquired 1B/OF Jordan Luplow and RHP DJ Johnson from **Cleveland** for RHP Peyton Battenfield.
- 11/13 Acquired RHP Evan Reifert from the **Brewers** for INF Mike Brosseau.
- 11/14 Traded RHP Louis Head to the **Marlins** for a player to be named (RHP Josh Roberson).
- 11/19 Traded RHP Brent Honeywell Jr. to the **Athletics** for cash.
- 11/26 Acquired INF Ronny Simon from the **Diamondbacks** for 1B/OF Jordan Luplow.
- 11/30 Acquired OF Kameron Misner from the **Marlins** for INF Joey Wendle.



**2022 (18)**

3/18	Acquired OF Luke Raley from the <b>Dodgers</b> for RHP Tanner Dodson.
3/25	Acquired 1B/OF Harold Ramírez from the <b>Cubs</b> for INF Esteban Quiroz.
4/4	Acquired INF Isaac Paredes and a Competitive Balance Round B draft selection from the <b>Tigers</b> for OF Austin Meadows.
4/17	Acquired RHP Javy Guerra from the <b>Padres</b> for cash.
6/23	Acquired RHP David McKay from the <b>Yankees</b> for cash.
7/9	Acquired C/INF Christian Bethancourt from the <b>Athletics</b> for RHP Christian Fernández and OF Cal Stevenson.
7/30	Acquired OF David Peralta from the <b>Diamondbacks</b> for C Christian Cerda.
8/1	Acquired LHP Garrett Cleavinger from the <b>Dodgers</b> for minor league OF Germán Tapia.
8/1	Acquired CF Jose Siri from the <b>Astros</b> ; traded RHP Seth Johnson to the <b>Orioles</b> and RHP Jayden Murray to the Astros.
8/1	Acquired RHP Jeremy Walker from the <b>Giants</b> for C/INF Ford Proctor.
8/2	Traded OF Brett Phillips to the <b>Orioles</b> for cash.
11/10	Acquired RHP Jack Hartman from the <b>Pirates</b> for 1B Ji-Man Choi.
11/15	Acquired RHP Alfredo Zárrega from the <b>Cubs</b> for INF/OF Miles Mastrobuoni.
11/15	Acquired RHP Marcus Johnson and RHP Santiago Suarez from the <b>Marlins</b> for RHP JT Chargois and INF Xavier Edwards.
11/18	Traded RHP Javy Guerra to the <b>Brewers</b> for a player to be named (RHP Victor Castaneda).
12/7	Acquired LHP Keyshawn Askew from the <b>Mets</b> for LHP Brooks Raley.
12/7	Acquired RHP Kevin Kelly from the <b>Rockies</b> for cash.
12/14	Acquired LHP Jeff Belge from the <b>Dodgers</b> for RHP J.P. Feyereisen.

**DID YOU KNOW?****SPLASH DOWN**

Since the Rays Touch Tank opened in 2006 in right-center field, 7 HR have been hit into the water. Only two of those 7 HR were by Rays players: José Lobatón hit a walk-off solo homer in the 9th inning of Game 3 of the 2013 ALDS vs. Boston (Koji Uehara) to save the Rays from elimination, and Brad Miller did it against the Yankees on July 31, 2016.

BATTER	GAME	PITCHER
Luis Gonzalez, LAD	June 24, 2007	Edwin Jackson
Miguel Cabrera, DET	June 30, 2013	Jeremy Hellickson
José Lobatón, TB	Oct 7, 2013 *	Koji Uehara
Nelson Cruz, SEA	May 27, 2015	Brad Boxberger
Brad Miller, TB	July 31, 2016	Michael Pineda
Robbie Grossman, MIN	Sep 5, 2017	Alex Colomé
Kole Calhoun, LAA	Aug 1, 2018	Tyler Glasnow

\* POSTSEASON



# YEARLY COMPARISON

## TEAM BATTING YEAR-BY-YEAR COMPARISON

YEAR	AVG	AB	R	H	2B	3B	HR	SB	OBP	SLG
1998	.261	5555	620	1450	267	43	111	120	.321	.385
1999	.274	5586	772	1531	272	29	145	73	.343	.411
2000	.257	5505	733	1414	253	22	162	90	.329	.399
2001	.258	5524	672	1426	311	21	121	115	.320	.388
2002	.253	5604	673	1418	297	35	133	102	.314	.390
2003	.265	5654	715	1501	298	38	137	142	.320	.404
2004	.258	5483	714	1416	278	46	145	132	.320	.405
2005	.274	5552	750	1519	289	40	157	151	.329	.425
2006	.255	5474	689	1395	267	33	190	134	.314	.420
2007	.268	5593	782	1500	291	36	187	131	.336	.433
2008	.260	5541	774	1443	284	37	180	142	.340	.422
2009	.263	5462	803	1434	297	36	199	194	.343	.439
2010	.247	5439	802	1343	295	37	160	172	.333	.403
2011	.244	5436	707	1324	273	37	172	155	.322	.402
2012	.240	5398	697	1293	250	30	175	134	.317	.394
2013	.257	5538	700	1421	296	23	165	73	.329	.408
2014	.247	5516	612	1361	263	24	117	63	.317	.367
2015	.252	5485	644	1383	278	32	167	87	.314	.406
2016	.243	5481	672	1333	288	32	216	60	.307	.426
2017	.256	5478	694	1340	226	32	228	88	.317	.422
2018	.258	5475	716	1415	274	43	150	128	.333	.406
2019	.254	5628	769	1427	291	29	217	94	.325	.431
2020	.238	1975	289	470	105	12	80	48	.328	.425
2021	.243	5507	857	1336	288	36	222	88	.321	.429
2022	.239	5412	666	1294	296	17	139	95	.309	.377

## TEAM PITCHING YEAR-BY-YEAR COMPARISON

YEAR	ERA	IP	H	R	HR	AVG	BB	SO
1998	4.35	1443.0	1425	751	171	.261	643	1008
1999	5.06	1433.0	1606	913	172	.286	695	1055
2000	4.86	1431.1	1553	842	198	.278	533	955
2001	4.94	1423.2	1513	887	207	.273	569	1030
2002	5.29	1440.1	1567	918	215	.279	620	925
2003	4.93	1436.2	1454	852	196	.264	639	877
2004	4.81	1417.0	1459	842	192	.265	580	923
2005	5.39	1421.2	1570	936	194	.280	615	949
2006	4.96	1420.1	1600	856	180	.286	606	979
2007	5.53	1429.2	1649	944	199	.290	568	1194
2008	3.82	1457.2	1349	671	166	.246	526	1143
2009	4.33	1427.1	1421	754	183	.257	515	1125
2010	3.78	1453.2	1347	649	175	.244	478	1189
2011	3.58	1449.0	1263	614	161	.234	504	1143
2012	3.19	1459.2	1233	577	139	.228	469	1383
2013	3.74	1464.0	1315	646	153	.240	482	1310
2014	3.56	1463.2	1292	625	145	.234	482	1437
2015	3.74	1453.1	1314	642	175	.240	477	1355
2016	4.20	1426.1	1395	713	210	.255	491	1357
2017	3.97	1445.0	1324	704	193	.242	503	1352
2018	3.74	1448.1	1236	646	164	.230	501	1421
2019	3.65	1474.1	1274	656	181	.230	453	1621
2020	3.56	527.2	475	229	70	.238	168	552
2021	3.67	1455.2	1264	651	184	.232	436	1478
2022	3.41	1435.2	1260	614	172	.232	384	1384





## RAYS TEAM FIELDING

YEAR	PCT.	G	PO	A	E	TC	DP	TP	PB
1998	.985	162	4329	1765	94	6188	178	0	19
1999	.978	162	4299	1776	135	6210	198	0	12
2000	.981	161	4294	1814	118	6226	169	0	14
2001	.977	162	4271	1533	139	5943	144	0	8
2002	.979	161	4321	1567	126	6014	168	1	13
2003	.983	162	4310	1581	103	5994	158	0	9
2004	.980	161	4251	1530	119	5900	139	0	8
2005	.979	162	4265	1446	124	5835	139	0	13
2006	.981	162	4261	1596	116	5973	156	1	8
2007	.980	162	4289	1548	117	5954	155	0	14
2008	.985	162	4373	1495	90	5958	153	0	10
2009	.983	162	4282	1511	98	5891	135	0	7
2010	.986	162	4361	1499	85	5945	134	0	9
2011	.988	162	4347	1519	73	5939	138	1	5
2012	.981	162	4379	1641	114	6134	155	0	6
2013	.990	163	4392	1593	59	6044	147	0	10
2014	.985	162	4391	1309	88	5788	96	0	9
2015	.984	162	4360	1408	95	5863	118	0	8
2016	.984	162	4279	1410	94	5783	129	0	13
2017	.983	162	4335	1433	100	5868	129	0	15
2018	.986	162	4345	1483	85	5913	136	0	17
2019	.985	162	4423	1414	87	5924	129	0	16
2020	.985	60	1583	541	33	2157	52	0	7
2021	.986	162	4367	1358	80	5805	130	0	14
2022	.985	162	4307	1386	84	5777	110	0	9

## SEASON STANDINGS

YEAR	W	L	POS	PCT.	GB/GA
1998	63	99	5th	.414	51.0
1999	69	93	5th	.426	29.0
2000	69	92	5th	.429	18.0
2001	62	100	5th	.383	34.0
2002	55	106	5th	.342	48.0
2003	63	99	5th	.389	38.0
2004	70	91	4th	.435	30.5
2005	67	94	5th	.416	28.0
2006	61	101	5th	.377	36.0
2007	66	96	5th	.407	30.0
2008	97	65	1st	.599	2.0
2009	84	78	3rd	.519	19.0
2010	96	66	1st	.593	1.0
2011	91	71	2nd*	.562	6.0
2012	90	72	3rd	.556	5.0
2013	92	71	2nd*	.564	5.5
2014	77	85	4th	.475	19.0
2015	80	82	4th	.494	13.0
2016	68	94	5th	.420	25.0
2017	80	82	3rd	.494	13.0
2018	90	72	3rd	.556	18.0
2019	96	66	2nd*	.593	7.0
2020	40	20	1st	.667	7.0
2021	100	62	1st	.617	8.0
2022	86	76	3rd*	.531	13.0

\* A.L. WILD CARD

## INTERLEAGUE RECORD

YEAR	W	L	PCT.
1998	5	11	.333
1999	4	14	.222
2000	9	9	.500
2001	10	8	.556
2002	7	11	.389
2003	3	15	.167
2004	15	3	.833
2005	3	15	.167
2006	11	7	.611
2007	7	11	.389
2008	12	6	.667
2009	13	5	.722
2010	7	11	.389
2011	12	6	.667
2012	9	9	.500
2013	12	8	.600
2014	10	10	.500
2015	14	6	.700
2016	10	10	.500
2017	11	9	.550
2018	7	13	.350
2019	14	6	.700
2020	13	7	.650
2021	15	5	.750
2022	12	8	.600



# SEASON SUMMARIES 2022-1998

## 2022 / 86-76, .531, 3rd, -13.0, Wild Card

The Rays made the postseason as the AL's third Wild Card...it marked their fourth straight postseason berth, extending the longest streak in club history...the Rays pitched to a 3.41 ERA, 2nd in club history behind 2012 (3.19)...they had 26 pitchers with a win, 2nd in major league history behind the 2016 Braves (28)...the Rays averaged 4.11 runs per game, 21st in the majors...this marked a 1.18 decrease from their 5.29 runs per game in 2021, the largest decline in the majors...they had the largest decrease in home runs per game, dropping from 1.37 in 2021 to 0.86 in 2022...the Rays used 61 players, tying the club record from 2021...they had 31 different players total 42 stints on the injured list...the Rays had a club-record-tying 17 players on the injured list on July 14 and from July 27-29.

## 2021 / 100-62, .617, 1st, +8.0

The Rays went 100-62, setting a club record for wins in a season over 2008 (97)...they became the first team to finish with the best record in the AL in back-to-back seasons since the 2011-12 Yankees...they ranked 2nd in the majors in runs and led the AL in ERA and run differential...it marked the first time in franchise history the Rays won a second consecutive division title or clinched a third straight postseason berth...the Rays ended the regular season having held sole possession of first place in the AL East for 66 straight days, the longest run in club history...the Rays used 61 players and 38 pitchers (excluding position players), both of which set single-season club records... Kevin Cash was named BBWAA AL Manager of the Year for a second straight time, becoming the first AL manager to win in back-to-back seasons.

## 2020 / 40-20, .667, 1st, +7.0

The season was shortened to 60 games as a result of the COVID-19 pandemic...Opening Day, which was originally scheduled for March 26, took place on July 24...the Rays won their third AL East title, swept the Blue Jays in the AL Wild Card Series and won "winner take all" games against the Yankees and Astros to advance to the World Series for the second time in club history...the Rays finished the regular season with the best winning pct. in franchise history...they averaged 4.82 runs per game, their highest since 2010 (4.95), and ranked 3rd in the majors with a 3.56 ERA...the Rays had 12 pitchers record a save, tying the major league record set by the 1973 Rangers...this record was broken by the Rays the following season (14).

## 2019 / 96-66, .593, 2nd, -7.0, Wild Card

The Rays advanced to the postseason for the fifth time in club history, third as a Wild Card...they won the AL Wild Card Game in Oakland before falling to the Astros in a decisive Game 5 in the ALDS...they recorded their seventh 90-win season in 12 years as the Rays, and their 96 wins fell one shy of the club record at the time (2008)...the Rays led the AL with a 3.65 ERA, the first team in major league history to lead their league in ERA while using at least 33 pitchers...the Rays bullpen led the majors with a 3.66 ERA...the Rays went 48-33 on the road, a team record for road wins in a season.

## 2018 / 90-72, .556, 3rd, -18.0

The Rays finished with 90 wins, their most since 2013 (92) and tops in the majors among teams missing the postseason...the Rays became the first team in AL history to start 3-12 (or worse) and finish at least 10 games over .500...they set single-season club records by using 17 starting pitchers and 23 rookies...the Rays were the first team in major league history to use at least 23 rookies and finish at least 18 games over .500...Blake Snell captured the AL Cy Young Award...while popularizing the "opener" concept, the Rays bullpen combined for 824.1 IP, shattering the major league record by 167.1 IP, ahead of the 2012 Rockies (657 IP).

## 2017 / 80-82, .494, 3rd, -13.0

The Rays finished with a 12-win improvement over 2016, tying the 2nd-largest in club history...they used a then-club-record 53 players, with 23 players serving 27 stints on the injured list...they hit a club-record 228 HR but ranked 25th in the majors and 14th in the AL with 694 runs...48 pct. of their runs scored via home run, the highest rate in club history...the win in the regular season finale was the 1,500th win in franchise history.

## 2016 / 68-94, .420, 5th, -25.0

The Rays finished with their fewest wins since 2007, due in part to a 3-24 stretch from June 16-July 16...it marked the worst single-season 27-game stretch in the AL since the Tigers began the 2003 season at 3-25...the offense had a then-club-record 536 XBH and then-club-record 216 HR but scored only 672 runs, joining the 2016 Mets (218 HR, 671 runs) as the first two teams in major league history to hit at least 200 HR and score fewer than 700 runs...the Rays went 13-27 (.325) in 1-run games, the worst mark in club history.



## 2015 / 80-82, .494, 4th, -13.0

The Rays finished 6 games out of a postseason berth despite making 145 roster moves during the season...21 players spent a total of 26 stints on the injured list...rookie manager Kevin Cash was forced to use a then-club-record 18 rookies...the Rays went a major-league-worst 2-13 (.133) in extra innings...Rays starters led the AL with a 3.63 ERA, the third time in five years they did so.

## 2014 / 77-85, .475, 4th, -19.0

The Rays went 41-40 on the road, their fifth straight season of playing .500 or better in road games...they were 24-42 after 66 games, but went 53-43 the rest of the way...this included a 37-19 stretch to climb to 61-61 on Aug 15, becoming the fourth team in major league history—second Rays team—to reach .500 after being 18 games below...Rays pitchers recorded 22 shutouts, the most by an AL team since the 1972 Athletics (23), one year before the DH rule was instituted...Rays starters posted a 3.48 ERA, the best mark by a sub-.500 team since the 1983 Rangers.

## 2013 / 92-71, .564, 2nd, -5.5, Wild Card

The Rays reached the postseason in their 163rd game, winning a tiebreaker at Texas, the 14th team in major league history to reach in that fashion...they won the AL Wild Card Game in Cleveland before falling to the Red Sox in the ALDS...it was their fourth postseason trip in six years...the Rays committed 59 errors compared to 114 errors in 2012, the biggest drop since the 1964 Washington Senators...Rays pitchers posted the lowest opp avg. (.240) in the AL for a fourth straight season, the first AL staff to do so since the 1982-85 Tigers.

## 2012 / 90-72, .556, 3rd, -5.0

The Rays won their 90th game on the final day, giving them three straight seasons of 90 wins (or more)...despite being the youngest among the three major sports franchises in Tampa Bay, the Rays became the first to record five straight winning seasons...the 577 runs allowed were fewest by an AL team since the 1990 Athletics (570)...the Rays led the majors with a 3.19 ERA, .228 opp avg. and 1,383 SO and the .228 opp avg. was the lowest by an AL team in the DH era (since 1973)...David Price won the club's first AL Cy Young Award.

## 2011 / 91-71, .562, 2nd, -6.0, Wild Card

The Rays advanced to the postseason for the third time in four seasons, first time as the AL Wild Card winner...they were 9 GB of playoff contention through Sep 3 and came back to clinch a postseason berth on the final day of the season...the 9-game

deficit is the largest any team has overcome in September to advance to the postseason...the Rays became the third major league team (first AL team) to advance to the postseason after starting the season 0-6 and just the second team to advance to the postseason after starting 1-8...the Rays used 16 rookies, tying the club record (2001) at the time.

## 2010 / 96-66, .593, 1st, +1.0

With 96 wins, the Rays led the AL in wins for the first time and won their second AL East title...they were a major-league-best 47-34 on the road, marking the team's first winning season on the road in club history...they became the second team in modern major league history (since 1900) to score 800 runs (802) while hitting .250 or lower (.247), joining the 1991 Tigers...the offense walked a club-record and major-league-high 672 times and became just the fifth team all-time to lead the AL in walks and strikeouts in the same season and make the postseason...the Rays became the second team all-time to reach the postseason after being no-hit twice in one year, joining the 1917 White Sox...the Rays and Yankees were separated by no more than 2.5 games every day after July 27.

## 2009 / 84-78, .519, 3rd, -19.0

With 84 wins, the Rays became just the eighth team all-time to win 180 games over two seasons after losing 180 games the previous two seasons...the Rays recorded a club-record 194 SB and then-club-record 199 HR...only one other team in major league history surpassed 190 HR and 190 SB in the same season: the 1996 Rockies...the Rays used just seven different starting pitchers, fewest in the majors and tied for fewest in club history (2010).

## 2008 / 97-65, .599, 1st, +2.0

In their first season as the "Rays," the club shocked the world by capturing the AL pennant...they became just the second team in major league history to advance to the postseason after owning the worst record in the majors the year before, joining the 1991 Braves...their 97 wins were the most ever by a team that finished the previous season with the majors' worst record...the Rays improved 31 games from 2007, the 3rd-greatest turnaround in AL history...they became the second team all-time to win 95-plus games a year after losing 95-plus...the Rays lowered their ERA from a major-league-worst 5.53 in 2007 to 3.82, the 4th-greatest turnaround in the modern era (since 1900).

## 2007 / 66-96, .407, 5th, -30.0

Led by AL strikeout champion Scott Kazmir, Rays pitchers topped the league with 1,194 SO...the Rays



---

became the first team to lead the AL in strikeouts and post the league's highest ERA (5.53)...the bullpen pitched to a 6.16 ERA, the first bullpen since the 1953 Tigers to record an ERA in excess of 6.00.

---

## **2006** / 61-101, .377, 5th, -36.0

The Rays became the first team in major league history to lose 100 games (or more) and have a winning record at home (41-40)...beginning on July 1, the Rays went 3-33 (.086) away from Tropicana Field, the worst road record after July 1 in modern major league history (since 1900).

---

## **2005** / 67-95, .414, 5th, -28.0

The Rays went 39-34 after the All-Star break, compared to a 28-61 record in the first half...they finished with a .274 avg., 3rd in the majors behind the Red Sox (.281) and Yankees (.276) and tying the single-season club record from 1999.

---

## **2004** / 70-91, .435, 4th, -30.5

On June 26, the Rays became the first team in major league history to get over over .500 after being 18 games (or more) under...through May 19, the Rays had the worst record in the majors (10-28)...they went 26-7 in their next 33 games to improve to 36-35...the Rays won a franchise-record 12 consecutive games from June 9-22 and lost 12 straight games from Aug 27-Sep 10, joining the 1987 Brewers as the only teams in major league history to win at least 12 straight games and lose 12 (or more) in a row in the same season.

---

## **2003** / 63-99, .389, 5th, -38.0

Tampa native Lou Piniella returned home, and in his first year as Rays manager led them to an 8-game improvement over 2002...the Rays were just 7 games under .500 after the All-Star break (31-38), compared to 28 games under in the first half (32-60)...the Rays played 90 games decided by 2 runs (or fewer) and went 39-51 in them.

---

## **2002** / 55-106, .342, 5th, -48.0

The Rays became the first team to lose 100 games in back-to-back seasons since the 1977-79 Blue

Jays (3) and reached 100 losses quicker than any AL club since the 1949 Senators...they lost 16 games after leading in the 8th or 9th inning, including 10 with 1 out or 2 outs in the 9th.

---

## **2001** / 62-100, .383, 5th, -34.0

The Rays became the first AL team to lose 100 games since the 1996 Tigers, but they went 24-23 beginning on Aug 10...they were 27-61 before the All-Star break and 35-39 in the second half.

---

## **2000** / 69-92, .429, 5th, -18.0

Due to injuries, the Rays employed 38 players by May 28...through the team's first 79 games, the Rays lost José Canseco (heel), Vinny Castilla (rib, back), Greg Vaughn (hamstring) and Gerald Williams (hip) for a combined total of 84 days due to injury...the Rays had the "Hit Show" (Canseco, Fred McGriff, Vaughn, Castilla) in the lineup together for only 38 of 109 games before Canseco was claimed off waivers by the Yankees on Aug 7.

---

## **1999** / 69-93, .426, 5th, -29.0

The Rays suffered the most injuries in the majors, with 18 different players totaling 22 stints on the injured list after Opening Day...of the Rays 25-man Opening Day roster, 15 spent time on the injured list, including eight of 11 pitchers and four of five from the season-opening starting rotation.

---

## **1998** / 63-99, .389, 5th, -51.0

The Rays finished in the AL's top five in fielding pct. (2nd) and ERA (4th), the only expansion team in history to make that claim in its first season...at 10-6 through April 19, the Rays were the first team in the majors and third expansion team among the four major sports (MLB, NFL, NHL, NBA) to reach 4 games over .500 during their first season...the NHL's Philadelphia Flyers (15-9-5) and the Los Angeles Kings (10-6-3) both did it in 1967...the Vegas Golden Knights (5-1-0) joined this list in 2017.



# RAYS CHRONOLOGY

## MARCH 9, 1995

At a meeting in West Palm Beach, Fla., baseball owners officially welcome the Tampa Bay Devil Rays and Arizona Diamondbacks as the 13th and 14th expansion teams in major league history.

## APRIL 27, 1995

The Rays and the City of St. Petersburg agree on a 30-year lease for the team to play their home games at the ThunderDome.

## JULY 19, 1995

Chuck LaMar is named Rays Senior Vice President of Baseball Operations and General Manager.

## SEPTEMBER 26, 1995

The Rays sign their first player: Adam Sisk, a 6-foot-4 right-handed pitcher from Edison Community College in Fort Myers, Fla.

## MAY 7, 1996

The Rays announce they will become the first team in the modern era (since 1900) to host spring training in their home city in 1998.

## JUNE 3, 1996

The Rays begin their first mini-camp as 24 players, all minor league free agents signed before the Amateur Draft, assemble at the Huggins-Stengel complex in St. Petersburg.

## JUNE 4, 1996

Outfielder and first baseman Paul Wilder becomes the Rays first-ever draft pick as the team participates in its first Amateur Draft. Rays Managing Partner Vince Naimoli announces the selection while in the team's "war room" at the Stouffer-Vinoy Resort in St. Petersburg. The Rays eventually select 97 players, the 5th-highest total ever taken in the history of the Amateur Draft.

## JUNE 19, 1996

The first game is played. A Gulf Coast League record crowd of 7,582 fans are on hand at Al Lang Stadium as the GCL Devil Rays host the Yankees. A 10-1 loss can't dim the festive atmosphere nor the unbridled affection that showered down on the young Rays. The game was carried live by News Radio 970 WFLA and SportsChannel Florida. Eighteen-year-old righthander Pablo Ortega throws the first Rays pitch (a ball).

## JUNE 19, 1996

Butte infielder Jim Kerr hits the first home run in organization history in the Pioneer League opener.

## JUNE 20, 1996

The first win in the history of the organization, a 4-3 triumph over the Gulf Coast League Astros. Eighteen-year-old Jose Rodriguez from the Dominican Republic gets the win.

## OCTOBER 3, 1996

Tropicana Field is born. The Rays and Tropicana Dole Beverages North America announce an agreement to rename the ThunderDome.

## OCTOBER 7, 1996

Vince Naimoli and St. Petersburg Mayor David Fischer preside over the official groundbreaking ceremony for a 15-month, \$63 million renovation of Tropicana Field.

## JANUARY 16, 1997

The Rays are voted into the AL by a 28-2 count among major league owners. The decision is announced at the owner's meetings in Phoenix.

## SEPTEMBER 9, 1997

The Rays organization celebrates their first championship as Manager Bill Evers' St. Petersburg Rays beat Vero Beach, 5-1, at Al Lang Stadium to win the Class-A Florida State League Championship.

## OCTOBER 15, 1997

MLB approves a resolution creating a 16-team NL and a 14-team AL for the 1998 season, meaning the Rays will be located in the AL East Division.

## NOVEMBER 7, 1997

Florida Marlins pitching coach Larry Rothschild is named the first Rays manager.

## NOVEMBER 11, 1997

The Rays acquire outfielder Mike Kelly from the Cincinnati Reds for a player to be named later. Kelly becomes the first player to be added to the 40-man major league roster. This is the Rays first-ever trade involving a major league player.

## NOVEMBER 18, 1997

The Rays select 35 players in Major League Baseball's Expansion Draft. The Rays select left-handed



pitcher Tony Saunders from the Marlins with the first pick in the draft.

## FEBRUARY 15, 1998

The Rays first major league spring training camp opens. Fifty-one players, including 41 pitchers, take the field at 9:35 a.m. for a three-hour workout at the Rays complex in St. Petersburg. The day is also marred by the team's first injury as catcher Cesar Devarez suffers a dislocated left knee cap.

## FEBRUARY 26, 1998

The first spring training game involving Rays major leaguers takes place. The Rays beat Florida State University at Al Lang Stadium. The Rays use 30 players in the win and rally from a 3-1 deficit with a five-run 8th inning. Matt White is the Rays starting pitcher and Jason Johnson gets the win.

## MARCH 2, 1998

Tampa Bay wins its first major league spring training game, 6-2, over the visiting Royals. Lefty Ryan Karp is the winner as the Rays win it with a four-run rally in the 7th inning.

## MARCH 27, 1998

In the first game at Tropicana Field, the Rays beat Atlanta, 5-0, in an exhibition game that draws 26,519 fans. Rolando Arrojo beats Tom Glavine and Russ Mormon hits the first home run, a 380-foot shot to left-center field.

## MARCH 31, 1998

The Rays lose to the Tigers, 11-6, in front of 45,369 fans in Tampa Bay's first major league game. It remains the largest home crowd in club history.

## APRIL 1, 1998

"Say hello to victory, Tampa Bay," says Rays radio voice Paul Olden as the Rays win for the first time, 11-8, over Detroit. Cuban ace Rolando Arrojo is the winner in his major league debut.

## JUNE 21, 1998

Raymond, the team's mascot, debuts prior to the Rays-Red Sox game at Tropicana Field.

## AUGUST 7, 1999

Wade Boggs homers at Tropicana Field off lefty Chris Haney for his 3,000th career hit. He is the first to reach the milestone with a home run.

## APRIL 18, 2001

Hal McRae is named the second manager in club history, replacing Larry Rothschild.

## OCTOBER 28, 2002

Tampa native Lou Piniella is named the third manager in club history, replacing Hal McRae.

## MARCH 30, 2004

The Rays open the season at the Tokyo Dome in Japan with an 8-3 win over the Yankees in front of 55,000 fans and a national TV audience.

## OCTOBER 6, 2005

Stuart Sternberg becomes the principal owner of the Rays and takes control of the operation of the organization. Matt Silverman is named club president. Sternberg announces that the team will offer free parking at all Rays home games in 2006.

## NOVEMBER 3, 2005

The Rays announce that Andrew Friedman will oversee the Rays baseball operations efforts and that former NL Executive of the Year Gerry Hunsicker will be brought on to assist Friedman.

## NOVEMBER 15, 2005

The Rays name Angels bench coach Joe Maddon as the fourth manager in team history.

## DECEMBER 2005

The Rays begin a \$10 million refurbishment of Tropicana Field. Bathrooms are renovated, 35,000 seats are cleaned and painted, concrete walls are covered with stucco and drywall, the suite and club sections are upgraded, new directional signs and outdoor awnings are added and a new sound system is installed. Concourses are converted into interactive fun zones for all fans.

## SEPTEMBER 20, 2006

The Rays and the Board of County Commissioners of Charlotte County, Fla., sign a 20-year agreement for the Rays to move spring training to a renovated Charlotte Sports Park beginning in February 2009.

## JANUARY 2007

For the second consecutive year, improvements are made to Tropicana Field. The changes—estimated at \$8 million and paid for by the club—include a new look to the exterior of the stadium and a state-of-the-art 36'-by-64' full-color scoreboard. The FieldTurf surface installed before the 2000 season is replaced by the very latest FieldTurf product.

## MAY 15-17, 2007

In another step toward creating a more regional presence, the Rays play the first regular season



major league games ever in Orlando and sweep the Rangers in a three-game series at The Ballpark at Disney's Wide World of Sports Complex.

## NOVEMBER 8, 2007

The organization launches new uniforms, new colors, a new icon and a new name—the Rays. The rebranding effort begins with a fashion show in downtown St. Petersburg and a free concert by Hollywood's Kevin Costner and his band Modern West. Approximately 7,000 attend the event at Straub Park.

## SEPTEMBER 20, 2008

The Rays defeat the Twins, 7-2, at Tropicana Field and clinch their first postseason appearance.

## SEPTEMBER 26, 2008

The Rays lose at the Tigers, 6-4, but clinch the AL East title when the Red Sox lose to Yankees, 19-8.

## OCTOBER 19, 2008

Rookie David Price saves Game 7 of the ALCS and the Rays defeat the Red Sox, 3-1, to clinch the AL pennant in front of 40,473 fans at Tropicana Field.

## OCTOBER 22, 2008

The Rays host the Phillies in their first World Series game, becoming just the second team in major league history to compete in the World Series a year after having the worst record in the majors.

## FEBRUARY 25, 2009

The Rays play the Reds in their first spring training game at Charlotte Sports Park after training in St. Petersburg for 11 years. Carl Crawford gets the first hit in the newly renovated park in a 7-0 loss.

## JULY 26, 2010

Matt Garza throws the first no-hitter in team history in a 5-0 win over the Tigers at Tropicana Field.

## OCTOBER 3, 2010

The Rays clinch their second AL East title on the last day of the regular season. The Yankees lose at the Red Sox, clinching the division for the Rays—who later win, 3-2, in 12 innings at the Royals.

## SEPTEMBER 28-29, 2011

It's been called the greatest day of the regular season in major league history. The Red Sox lose at 12:02 a.m. and the Rays beat the Yankees, 8-7, on a walk-off home run by Evan Longoria at 12:05 a.m. As a result, the Rays win the AL Wild Card, completing the greatest September comeback ever.

## NOVEMBER 14, 2012

The Baseball Writers' Association of America announces left-handed pitcher David Price as the winner of the 2012 AL Cy Young Award.

## SEPTEMBER 30, 2013

The Rays win the 14th tiebreaker game in major league history, 5-2 over the Rangers, to clinch a postseason berth for the fourth time in six years. David Price is the fifth pitcher in history to earn a complete-game victory in a one-game playoff.

## DECEMBER 3, 2013

The Rays announce a major upgrade to Tropicana Field to significantly enhance the fan experience, creating a 360-degree pedestrian circulation around the lower seating bowl at Tropicana Field.

## JUNE 4, 2014

The Rays beloved Senior Advisor Don Zimmer passes away at age 83.

## OCTOBER 14, 2014

Matt Silverman is named president of baseball operations, replacing Andrew Friedman, who had accepted a similar role with the Dodgers. Brian Auld is named team president.

## DECEMBER 5, 2014

Tampa native Kevin Cash is named the fifth manager in club history.

## JANUARY 14, 2016

St. Petersburg City Council members agree to give the Rays three years to search for a new stadium site in Pinellas and Hillsborough counties.

## MARCH 20-22, 2016

The Rays travel to Havana, Cuba to play the Cuban National Team in an exhibition at Estadio Latinoamericano, joining the 1999 Orioles as the only major league clubs to play a game in Cuba in the last 57 years. The Rays prevail, 4-1, before an estimated 55,000 fans—including President Barack Obama, First Lady Michelle Obama and Cuban President Raúl Castro. Obama's visit is the first by a sitting U.S. President since Calvin Coolidge in 1928.

## SEPTEMBER 11-13, 2017

The forecast for Hurricane Irma's arrival in Florida prompts Major League Baseball to move a three-game series with the Yankees from Tropicana Field to Citi Field. It is believed to be only the



---

fifth time in MLB history that weather concerns required the relocation of games to a neutral site.

## NOVEMBER 1, 2017

---

Matt Silverman moves from president of baseball operations back to the team president role, sharing the title with Brian Auld. The move completes the transition of baseball leadership, passing the baton to senior vice president of baseball operations/general manager Erik Neander as the top-ranking baseball official.

## DECEMBER 20, 2017

---

The Rays complete a five-player trade sending third baseman Evan Longoria to the Giants. Longoria departs as the longest-tenured player in franchise history after spending nearly 10 seasons in a Rays uniform.

## NOVEMBER 14, 2018

---

The Baseball Writers' Association of America announces left-handed pitcher Blake Snell as the winner of the 2018 AL Cy Young Award.

## JUNE 25, 2019

---

During a press conference at the Dali Museum, principal owner Stuart Sternberg introduces an innovative plan for the team to build new home ballparks in both Tampa Bay and Montreal and divide its home games across both geographies.

## SEPTEMBER 27, 2019

---

In Toronto, the Rays beat the Blue Jays, 6-2, to clinch their fifth trip to the postseason.

## MARCH 20, 2020

---

Major League Baseball announces the suspension of spring training and the delay of the 2020 regular season due to the COVID-19 pandemic.

## SEPTEMBER 23, 2020

---

The Rays clinch their third AL East title with an 8-5 win over the Mets at Citi Field.

## OCTOBER 17, 2020

---

The Rays advance to the World Series for the second time in franchise history with a 4-2 win over the Astros in Game 7 of the ALCS. The entire series is played at Petco Park in San Diego due to health, safety and competitive considerations as a result of the COVID-19 pandemic.

## OCTOBER 24, 2020

---

In one of the wildest finishes in postseason history, the Rays win Game 4 of the World Series in

Arlington in walk-off fashion, 8-7. A Brett Phillips single and two Dodgers errors on the play allow Kevin Kiermaier and Randy Arozarena to score the tying and winning runs.

## NOVEMBER 10, 2020

---

Kevin Cash is named the 2020 AL Manager of the Year by the Baseball Writers' Association of America.

## JUNE 22, 2021

---

Consensus No. 1 prospect Wander Franco is selected to the major league roster and debuts at 20 years, 113 days. He becomes the first Ray with a game-tying homer in his major league debut after a three-run shot to left field in the 5th inning.

## JULY 5, 2021

---

Due to the path of Tropical Storm Elsa, the Rays and Major League Baseball adjusted the schedule for the three-game series against Cleveland at Tropicana Field. The result is a July 7 doubleheader, the fifth twinbill in Tropicana Field history.

## SEPTEMBER 8, 2021

---

Erik Neander is elevated to president, baseball operations, promoting him from his previous title of senior vice president/general manager.

## SEPTEMBER 22, 2021

---

The Rays clinch a postseason berth for a third consecutive season for the first time in franchise history. Three days later, they win the AL East for a second straight season for the first time.

## NOVEMBER 16, 2021

---

Kevin Cash is named the Baseball Writers' Association of America AL Manager of the Year for a second straight time, becoming the first AL manager to win in back-to-back seasons.

## NOVEMBER 27, 2021

---

The Rays sign shortstop Wander Franco to an 11-year, \$182 million contract through the 2032 season. The contract represents the largest commitment to a player in the history of the franchise.

## JANUARY 20, 2022

---

Major League Baseball's Executive Council rejects the Rays innovative Sister City plan, which would have featured the team sharing its home games between Tampa Bay and Montreal in new open-air ballparks in each market.





## SEPTEMBER 15, 2022

On the first day of Hispanic Heritage Month and Major League Baseball's annual Roberto Clemente Day, the Rays use the first batting order in major league history comprised of nine players from Latin American countries. The lineup card is sent to the National Baseball Hall of Fame and Museum.

## SEPTEMBER 30, 2022

In Houston, the Rays beat the Astros, 7-3, to clinch a fourth consecutive trip to the postseason.

## DECEMBER 1, 2022

Due to damage to Charlotte Sports Park caused by Hurricane Ian, the Rays announce plans to secure alternative accommodations for 2023 spring training.

## DECEMBER 20, 2022

The Rays announce 2023 spring training will begin at Disney's ESPN Wide World of Sports Complex.

Their major league operations will shift to St. Petersburg on March 1 and the remainder of their spring home games will be played at Tropicana Field.

## JANUARY 30, 2023

St. Petersburg Mayor Ken Welch selects a proposal from the Rays and Hines, a global real estate investor and developer firm, to redevelop the 86-acre Historic Gas Plant District. The proposal is a 7 million square foot redevelopment plan for a vibrant, mixed-use district surrounding a state-of-the-art new ballpark for the Rays.

## FEBRUARY 16, 2023

To celebrate the team's 25th anniversary season, the Rays unveil the establishment of the Rays Hall of Fame, featuring an inaugural class of Don Zimmer, Wade Boggs and Carl Crawford.

### DID YOU KNOW?

## THE ORIGINAL RAYS / OPENING DAY ROSTER, 1998

### PITCHERS

Wilson Álvarez  
Rolando Arrojo  
Dan Carlson  
Rick Gorecki  
Roberto Hernández  
Albie Lopez  
Jim Mecir  
Tony Saunders  
Dennis Springer  
Ramón Tatis  
Esteban Yan

### CATCHERS

Mike DiFelice  
John Flaherty

### INFIELDERS

Wade Boggs  
Miguel Cairo  
Aaron Ledesma  
Fred McGriff  
Bobby Smith  
Paul Sorrento  
Kevin Stocker

### OUTFIELDERS

Rich Butler  
Mike Kelly  
Dave Martinez  
Quinton McCracken  
Bubba Trammell

### MANAGER

Larry Rothschild



# OPENING DAY LINEUPS

## OPENING DAY RECORD ALL-TIME : 13-12

### MARCH 31, 1998

#### DET 11 | TB 6

CF Quinton McCracken  
2B Miguel Cairo  
3B Wade Boggs  
1B Fred McGriff  
LF Mike Kelly  
DH Paul Sorrento  
C John Flaherty  
RF Dave Martinez  
SS Kevin Stocker  
P Wilson Álvarez

### APRIL 5, 1999

#### TB 7 | BAL 10

CF Randy Winn  
RF Dave Martinez  
DH José Canseco  
1B Fred McGriff  
C John Flaherty  
3B Wade Boggs  
LF Paul Sorrento  
2B Miguel Cairo  
SS Kevin Stocker  
P Wilson Álvarez

### APRIL 3, 2000

#### TB 7 | MIN 0

CF Gerald Williams  
RF Dave Martinez  
DH José Canseco  
1B Fred McGriff  
LF Greg Vaughn  
3B Herbert Perry  
C John Flaherty  
SS Kevin Stocker  
2B Miguel Cairo  
P Steve Trachsel

### APRIL 3, 2001

#### TOR 1 | TB 8

CF Gerald Williams  
DH Steve Cox  
LF Greg Vaughn  
1B Fred McGriff  
RF Ben Grieve  
3B Vinny Castilla  
2B Bobby Smith  
C John Flaherty  
SS Félix Martínez  
P Albie Lopez

### APRIL 2, 2002

#### DET 5 | TB 9

LF Jason Tyner  
CF Randy Winn  
1B Steve Cox  
DH Greg Vaughn  
C Toby Hall  
RF Ben Grieve  
3B Bob Smith  
2B Brent Abernathy  
SS Chris Gomez  
P Tanyon Sturtze

### MARCH 31, 2003

#### BOS 4 | TB 6

LF Carl Crawford  
CF Rocco Baldelli  
3B Aubrey Huff  
1B Travis Lee  
DH Al Martin  
RF Ben Grieve  
C Toby Hall  
2B Brent Abernathy  
SS Rey Ordoñez  
P Joe Kennedy

### MARCH 30, 2004

#### NYJ 3 | TB 8

LF Carl Crawford  
3B Damian Rolls  
CF Rocco Baldelli  
DH Aubrey Huff  
RF José Cruz Jr.  
1B Tino Martinez  
SS Julio Lugo  
C Toby Hall  
2B Rey Sánchez  
P Victor Zambrano

### APRIL 4, 2005

#### TOR 5 | TB 2

LF Carl Crawford  
SS Julio Lugo  
RF Aubrey Huff  
1B Travis Lee  
DH Josh Phelps  
2B Jorge Cantú  
CF Chris Singleton  
C Toby Hall  
3B Alex Gonzalez  
P Dewon Brazelton

### APRIL 3, 2006

#### TB 6 | BAL 9

SS Julio Lugo  
LF Carl Crawford  
2B Jorge Cantú  
3B Aubrey Huff  
DH Jonny Gomes  
1B Travis Lee  
C Toby Hall  
RF Damon Hollins  
CF Joey Gathright  
P Scott Kazmir

### APRIL 2, 2007

#### TB 5 | NYY 9

LF Carl Crawford  
SS Ben Zobrist  
DH Rocco Baldelli  
1B Ty Wigginton  
RF Delmon Young  
3B Akinora Iwamura  
C Dioner Navarro  
CF Elijah Dukes  
2B B.J. Upton  
P Scott Kazmir

### MARCH 31, 2008

#### TB 6 | BAL 2

2B Akinora Iwamura  
LF Carl Crawford  
1B Carlos Peña  
CF B.J. Upton  
DH Cliff Floyd  
3B Willy Aybar  
RF Eric Hinske  
C Dioner Navarro  
SS Jason Bartlett  
P James Shields

### APRIL 7, 2009

#### TB 3 | BOS 5

2B Akinora Iwamura  
LF Carl Crawford  
3B Evan Longoria  
1B Carlos Peña  
DH Pat Burrell  
CF Matt Joyce  
C Dioner Navarro  
RF Gabe Gross  
SS Jason Bartlett  
P James Shields



**APRIL 6, 2010****BAL 3 | TB 4**

SS Jason Bartlett  
 LF Carl Crawford  
 RF Ben Zobrist  
 3B Evan Longoria  
 1B Carlos Peña  
 CF B.J. Upton  
 DH Pat Burrell  
 2B Sean Rodriguez  
 C Dioner Navarro  
 P James Shields

**APRIL 1, 2011****BAL 4 | TB 1**

2B Ben Zobrist  
 LF Johnny Damon  
 3B Evan Longoria  
 DH Manny Ramirez  
 1B Dan Johnson  
 CF B.J. Upton  
 RF Matt Joyce  
 SS Reid Brignac  
 C John Jaso  
 P David Price

**APRIL 6, 2012****NY Y 6 | TB 7**

CF Desmond Jennings  
 RF Ben Zobrist  
 3B Evan Longoria  
 DH Jeff Keppinger  
 SS Sean Rodríguez  
 1B Carlos Peña  
 2B Elliot Johnson  
 C José Molina  
 LF Matt Joyce  
 P James Shields

**APRIL 2, 2013****BAL 7 | TB 4**

CF Desmond Jennings  
 RF Sam Fuld  
 2B Ben Zobrist  
 3B Evan Longoria  
 LF Matt Joyce  
 SS Yunel Escobar  
 1B James Loney  
 C José Molina  
 DH Kelly Johnson  
 P David Price

**MARCH 31, 2014****TOR 2 | TB 9**

LF David DeJesus  
 RF Wil Myers  
 2B Ben Zobrist  
 3B Evan Longoria  
 1B James Loney  
 CF Desmond Jennings  
 DH Matt Joyce  
 C José Molina  
 SS Yunel Escobar  
 P David Price

**APRIL 6, 2015****BAL 6 | TB 2**

DH John Jaso  
 RF Steven Souza Jr.  
 SS Asdrúbal Cabrera  
 3B Evan Longoria  
 1B James Loney  
 LF Desmond Jennings  
 C René Rivera  
 2B Logan Forsythe  
 CF Kevin Kiermaier  
 P Chris Archer

**APRIL 3, 2016****TOR 5 | TB 3**

2B Logan Forsythe  
 1B Logan Morrison  
 3B Evan Longoria  
 DH Corey Dickerson  
 LF Desmond Jennings  
 SS Brad Miller  
 RF Steven Souza Jr.  
 CF Kevin Kiermaier  
 C Hank Conger  
 P Chris Archer

**APRIL 2, 2017****NY Y 3 | TB 7**

DH Corey Dickerson  
 CF Kevin Kiermaier  
 3B Evan Longoria  
 2B Brad Miller  
 RF Steven Souza Jr.  
 1B Logan Morrison  
 SS Tim Beckham  
 LF Mallek Smith  
 C Derek Norris  
 P Chris Archer

**MARCH 29, 2018****BOS 4 | TB 6**

3B Matt Duffy  
 CF Kevin Kiermaier  
 RF Carlos Gómez  
 1B C.J. Cron  
 C Wilson Ramos  
 LF Denard Span  
 SS Adeiny Hechavarria  
 2B Daniel Robertson  
 DH Rob Refsnyder  
 P Chris Archer



**MARCH 28, 2019****HOU 5 | TB 1**

RF	Austin Meadows
LF	Tommy Pham
1B	Ji-Man Choi
DH	Brandon Lowe
3B	Yandy Díaz
2B	Joey Wendle
SS	Willy Adames
CF	Kevin Kiermaier
C	Mike Zunino
P	Blake Snell

**JULY 24, 2020****TOR 6 | TB 4**

1B	Yandy Díaz
RF	Hunter Renfroe
3B	Yoshi Tsutsugo
DH	José Martínez
LF	Manuel Margot
2B	Mike Brosseau
SS	Willy Adames
CF	Kevin Kiermaier
C	Mike Zunino
P	Charlie Morton

**APRIL 1, 2021****TB 1 | MIA 0**

1B	Yoshi Tsutsugo
LF	Austin Meadows
RF	Randy Arozarena
2B	Brandon Lowe
3B	Yandy Díaz
CF	Kevin Kiermaier
SS	Willy Adames
C	Mike Zunino
P	Tyler Glasnow

**APRIL 8, 2022****BAL 1 | TB 2**


3B	Yandy Díaz
SS	Wander Franco
1B	Harold Ramírez
LF	Randy Arozarena
2B	Brandon Lowe
C	Mike Zunino
DH	Josh Lowe
RF	Manuel Margot
CF	Kevin Kiermaier
P	Shane Bieber

**DID YOU KNOW?****ERIK WALKER COMMUNITY CHAMPION AWARD**

The Erik Walker Community Champion Award annually recognizes one Rays minor league player who exemplifies teamwork, sportsmanship and community involvement, attributes exhibited by Rays minor league pitcher Erik Walker, who died tragically in an October 2006 canoeing accident. Walker was drafted by the Rays in June 2006 and had just completed his first professional season with the Hudson Valley Renegades when his life was cut short on Oct 26, just 11 days after his 23rd birthday. Each of the Rays domestic minor league affiliates nominates a candidate for the award.



# HISTORIC BOX SCORES



ROBERT ROGERS / TAMPA BAY RAYS

MARCH 31, 1998

## DEVIL RAYS INAUGURAL GAME

**ST. PETERSBURG, FLA.** – Hall of Famers Ted Williams, Stan Musial, Al Lopez and Monte Irvin throw out the ceremonial first pitches and minutes later, at 5:08 p.m. on March 31, 1998, Major League Baseball is born in Tampa Bay as Wilson Álvarez delivers a ball to Tigers leadoff hitter Brian Hunter. Álvarez pitches a perfect 1st inning but nine of his next 13 BF reach base safely. The Rays fall behind, 11-0, in the 5th inning before Wade Boggs hit a 2-run homer off Justin Thompson in the 6th to account for the first 2 runs in franchise history. The Devil Rays rally for 4 runs in the 9th inning and leave the tying run in the on-deck circle when Paul Sorrento strikes out to end the game. Tampa native Luis Gonzalez hit the first home run at Tropicana Field and added a single and double.

TROPICANA FIELD	1	2	3	4	5	6	7	8	9	R	H	E	LOB
DETROIT	0	4	2	0	5	0	0	0	0	11	18	1	9
TAMPA BAY	0	0	0	0	0	2	0	0	4	6	12	0	9

DETROIT	AB	R	H	BI	BB	SO	TAMPA BAY	AB	R	H	BI	BB	SO
B. Hunter, cf	6	1	2	2	0	1	Q. McCracken, cf	5	2	2	1	0	0
B. Roberts, dh	5	0	1	1	0	1	M. Cairo, 2b	4	0	1	0	0	0
P. Incaviglia, ph-dh	1	0	0	0	0	0	R. Butler, ph	1	0	1	1	0	0
B. Higginson, rf	4	0	1	0	1	1	W. Boggs, 3b	4	1	1	3	1	0
T. Clark, 1b	5	2	2	0	0	1	F. McGriff, 1b	4	0	1	0	0	0
D. Easley, 2b-ss	5	3	3	0	0	0	M. Kelly, lf	5	0	0	0	0	1
L. Gonzalez, lf	5	2	3	2	0	1	P. Sorrento, dh	5	0	1	0	0	1
J. Randa, 3b	5	1	3	3	0	1	J. Flaherty, c	4	1	2	0	1	0
J. Oliver, c	5	1	2	3	0	0	D. Martinez, rf	2	0	1	0	1	0
B. Ripken, ss	3	1	1	0	1	0	B. Smith, ph	1	1	1	0	0	0
F. Catalanotto, ph-2b	1	0	0	0	0	1	K. Stocker, ss	3	0	1	0	0	0
<b>TOTALS</b>	<b>45</b>	<b>11</b>	<b>18</b>	<b>11</b>	<b>2</b>	<b>7</b>	<b>TOTALS</b>	<b>38</b>	<b>6</b>	<b>12</b>	<b>5</b>	<b>3</b>	<b>3</b>

**2B:** Randa, J (2); Hunter, B (1); Higginson, B (1); Gonzalez, L (1); Easley, D (1). **HR:** Gonzalez, L (1, off Carlson, D; 5th inn, 1 on, 0 out). **TB:** Gonzalez, L (7); Randa, J (5); Easley, D (4); Hunter, B (3); Oliver, J (2); Clark, T (2); Higginson, B (2); Ripken, B (1); Roberts, B (1). **RBI:** Oliver, J (3); Randa, J (3); Hunter, B (2); Gonzalez, L (2); Roberts, B (1). **Team RISP:** 6-for-18. **DP:** 2 (Randa, J-Easley, D-Clark, T; Ripken, B-Easley, D-Clark, T). **E:** Bochtler, D (1).


DETROIT	IP	H	R	ER	BB	SO	HR
J. Thompson (W,1-0)	6.0	8	2	2	0	2	1
S. Runyan	1.0	0	0	1	0	0	0
R. Duran	1.0	0	0	0	0	0	0
B. Florie	0.1	4	4	3	1	0	0
D. Bochtler	0.2	0	0	0	1	1	0
<b>TOTALS</b>	<b>9.0</b>	<b>12</b>	<b>6</b>	<b>5</b>	<b>3</b>	<b>3</b>	<b>1</b>

**2B:** Sorrento, P (1); Flaherty, J (1). **HR:** Sorrento, W (1, off Thompson, J; 6th inn, 1 on, 1 out). **HBP:** McGriff, F (1, by Duran, R). **TB:** Boggs, W (4); Flaherty, J (3); Sorrento, P (2); McCracken, Q (2); McGriff, F (1); Stocker, K (1); Smith, B (1); Butler (1), R; Martinez (1), D; Cairo (1), M. **GIDP:** McCracken, Q (2). **RBI:** Boggs, W (3); McCracken, Q (1); Butler, R (1). **Team RISP:** 2-for-9.

TAMPA BAY	IP	H	R	ER	BB	SO	HR
W. Álvarez (L,0-1)	2.1	9	6	6	0	2	0
D. Carlson	2.2	6	5	2	3	1	0
D. Springer	3.0	3	0	0	0	0	0
J. Mcieir	1.0	0	0	0	0	2	0
<b>TOTALS</b>	<b>9.0</b>	<b>18</b>	<b>11</b>	<b>11</b>	<b>2</b>	<b>7</b>	<b>1</b>

**Umpires:** HP-Rich Garcia, 1B-Mike Reilly, 2B-Tim McClelland, 3B-John Hirschbeck. **T:** 3:01. **Att:** 45,369. **Weather:** 72° F, Wind 0 mph, In Dome.





ROBERT ROGERS / TAMPA BAY RAYS

APRIL 1, 1998

## DEVIL RAYS FIRST WIN

**ST. PETERSBURG, FLA.** – In Game 2 of the season-opening series, the Devil Rays rally from a 3-0, 1st-inning deficit and record 18 hits on their way to an 11-8 victory, the first win in franchise history. Rookie Rolando Arrojo earns the win in his major league debut and Fred McGriff records three run-scoring hits including a 2-run single in the 8th inning. The Rays bat around in both the 4th and 8th innings and get 2-out, RBI singles from Wade Boggs and McGriff to take the first lead in franchise history. The Rays record a hit in every frame except the 5th.

TROPICANA FIELD	1	2	3	4	5	6	7	8	9	R	H	E	LOB
DETROIT	3	0	0	0	1	0	2	1	1	8	13	1	10
TAMPA BAY	2	0	0	4	0	1	1	3	X	11	18	1	10

DETROIT	AB	R	H	BI	BB	SO	TAMPA BAY	AB	R	H	BI	BB	SO
B. Hunter, cf	4	1	0	0	1	1	Q. McCracken, cf	5	2	3	0	0	0
B. Roberts, dh	4	1	1	1	0	0	M. Cairo, 2b	5	2	3	1	0	0
B. Higginson, rf	5	3	3	1	0	0	W. Boggs, 3b	4	2	2	1	1	1
T. Clark, 1b	5	1	3	2	0	0	F. McGriff, 1b	4	1	3	4	1	0
L. Gonzalez, lf	4	1	3	3	1	0	P. Sorrento, dh	5	0	1	1	0	1
D. Easley, 2b-ss	3	0	1	0	1	1	D. Martinez, rf	5	0	1	1	0	0
J. Randa, 3b	5	0	1	1	0	1	J. Flaherty, c	5	1	1	0	0	1
R. Casanova, c	3	0	0	0	1	1	R. Butler, lf	4	2	2	1	1	0
K. Barteel, ph	0	1	0	0	0	0	K. Stocker	5	1	2	1	0	1
J. Oliver, c	1	0	0	0	0	1	<b>TOTALS</b>	<b>42</b>	<b>11</b>	<b>18</b>	<b>10</b>	<b>3</b>	<b>4</b>
B. Ripken, ss	3	0	1	0	0	2	<b>2B:</b> McCracken, Q (1); McGriff, F (1);						
F. Catalanotto, ph-2b	1	0	0	0	1	0	<b>Boggs, W</b> (1); <b>3B:</b> Stocker, K (1).						
<b>TOTALS</b>	<b>38</b>	<b>8</b>	<b>13</b>	<b>8</b>	<b>5</b>	<b>7</b>	<b>HR:</b> Butler, R (1, off Florie, B; 7th inn, 0 on, 2 out); <b>TB:</b> Butler, R (5); McCracken, Q (4);						

**2B:** Clark, T (1); Gonzalez, L (2).  
**HBP:** Roberts, B (1, by Arrojo, R); Easley, D (1, by Hernández, R). **TB:** Gonzalez, L (4); Clark, T (4); Higginson, B (3); Ripken, B (1); Roberts, B (1); Easley, D (1); Randa, J (1). **RBI:** Gonzalez, L (5); Clark, T (2); Higginson, B (1); Randa, J (4); Roberts, B (2). **Team RISP:** 7-for-15.  
**E:** Casanova, R (1). **SB:** Hunter, B (1).  
**CS:** Ripken, B (1). **PO:** Roberts, B (1st base by Arrojo, R).

DETROIT	IP	H	R	ER	BB	SO	HR
B. Moehler (L, 0-1)	3.2	10	6	6	0	0	0
A. Sager	1.2	3	1	0	0	0	0
S. Runyan	0.2	0	0	0	1	2	0
B. Florie	1.0	1	1	1	0	1	0
D. Brocaill	0.1	4	3	3	1	0	0
R. Duran	0.2	0	0	0	1	2	0
<b>TOTALS</b>	<b>8.0</b>	<b>18</b>	<b>11</b>	<b>10</b>	<b>3</b>	<b>4</b>	<b>1</b>

TAMPA BAY	IP	H	R	ER	BB	SO	HR
R. Arrojo (W, 1-0)	6.0	8	4	4	1	6	0
R. Tatis	0.1	3	2	2	1	0	0
A. Lopez	1.0	1	1	1	2	0	0
J. Mecir	0.2	0	0	0	0	0	0
R. Hernández	1.0	1	1	1	1	1	0
<b>TOTALS</b>	<b>9.0</b>	<b>13</b>	<b>8</b>	<b>8</b>	<b>5</b>	<b>7</b>	<b>0</b>

**WP:** Brocaill, D (1). **Umpires:** HP-Mike Reilly, 1B-Tim McClelland, 2B-John Hirschbeck, 3B-Rich García. **T:** 3:32. **Att:** 30,109. **Weather:** 72° F, Wind 0 mph, In Dome.



# HISTORIC FIRSTS

## RAYS FIRSTS

### Pitch/Batter

Wilson Álvarez, to Brian Hunter, 3/31/98 vs. DET at 5:08 p.m. (ball); grounded out to 1B Fred McGriff

### Hit

Dave Martinez, single off Justin Thompson, 3/31/98 vs. DET (3rd inn.)

### Double

John Flaherty, off Justin Thompson, 3/31/98 at DET (5th inn.)

### Triple

Kevin Stocker, off Brian Moehler, 4/1/98 vs. DET (2nd inn.)

### Home Run

Wade Boggs, off Justin Thompson, 3/31/98 vs. DET (6th inn.)

### Grand Slam

Paul Sorrento, off Charles Nagy, 5/3/98 at CLE (3rd inn.)

### Cycle

B.J. Upton, 10/2/09 vs. NYY

### Run

Quinton McCracken, 3/31/98 vs. DET (6th inn.)

### Runs Batted In

Wade Boggs, 3/31/98 vs. DET (6th inn.)

### Base on Balls

Dave Martinez, off Sean Runyan, 3/31/98 vs. DET (7th inn.)

### Strikeout (Pitcher)

Wilson Álvarez, struck out Bip Roberts, 3/31/98 vs. DET (1st inn.)

### Strikeout (Batter)

Mike Kelly, off Justin Thompson, 3/31/98 vs. DET (6th inn.)

### Stolen Base

Quinton McCracken/Miguel Cairo double steal, 4/1/98 vs. DET (6th inn.)

### Caught Stealing

Aaron Ledesma, by Charlie O'Brien, 4/4/98 vs. CHW (3rd inn.)

### Sacrifice Fly

Rich Butler, off Jason Bere, 4/5/98 vs. CHW (4th inn.)

### Sacrifice Bunt

John Flaherty, off Carlos Castillo, 4/12/98 at CHW (7th inn.)

### Hit by Pitch

Fred McGriff, off Roberto Duran, 3/31/98 vs. DET (8th inn.)

### Ground into Double Play

Quinton McCracken, off Justin Thompson, 3/31/98 vs. DET (3rd inn.)

### Error

Rolando Arrojo, 4/1/98 vs. DET (1st inn.)

### Wild Pitch

Ramón Tatis, 4/3/98 vs. CHW (8th inn.)

### Win

Rolando Arrojo, 4/1/98 vs. DET

### Loss

Wilson Álvarez, 3/31/98 vs. DET

### Save

Roberto Hernández, 4/12/98 at CHW

### Complete Game/ Complete Game Shutout

Rolando Arrojo, 4/30/98 at MIN

### No-Hitter

Matt Garza, 7/26/10 vs. DET

## TROPICANA FIELD FIRSTS

### Hit

DET Tony Clark, single off Wilson Álvarez, 3/31/98 (2nd inn.)

### Double

DET Joe Randa, off Wilson Álvarez, 3/31/98 (2nd inn.)

### Triple

Kevin Stocker, off DET Brian Moehler, 4/1/98 (2nd inn.)

### Home Run

DET Luis Gonzalez, off Dan Carlson, 3/31/98 (5th inn.)

### Grand Slam

KC Johnny Damon, off Dennis Springer, 5/14/98 (2nd inn.)

### Cycle

DET Carlos Guillén, 8/1/06

### Run

DET Tony Clark, off Wilson Álvarez, 3/31/98 (2nd inn.)

### Runs Batted In

DET Joe Randa, off Wilson Álvarez, 3/31/98 (2nd inn.)

### Base on Balls

DET Billy Ripken, off Dan Carlson, 3/31/98 (7th inn.)

### Strikeout

Wilson Álvarez, struck out DET Bip Roberts, 3/31/98 (1st inn.)

### Stolen Base

Quinton McCracken/Miguel Cairo double steal vs. DET, 4/1/98 (6th inn.)

### Caught Stealing

DET Billy Ripken, by John Flaherty, 4/1/98 (6th inn.)

### Sacrifice Fly

CHW Albert Belle, off Rick Gorecki, 4/3/98 (1st inn.)

### Sacrifice Bunt

MIN Denny Hocking, off Roberto Hernández, 4/13/98 (9th inn.)

### Hit by Pitch

Fred McGriff, by DET Roberto Duran, 3/31/98 (8th inn.)

### Ground into Double Play

Quinton McCracken, off DET Justin Thompson, 3/31/98 (3rd inn.)

### Error

DET Doug Bochtler, 3/31/98 (9th inn.)

### Wild Pitch

DET Doug Brocail, 4/1/98 (8th inn.)

### Win

DET Justin Thompson, 3/31/98

### Loss

Wilson Álvarez vs. DET, 3/31/98

### Save

ANA Troy Percival, 4/26/98

### Complete Game

MIN Brad Radke, 4/14/98

### Complete Game Shutout

BAL Mike Mussina, 5/9/98

### No-Hitter

ARI Edwin Jackson, 6/25/10



# 104 YEARS OF MLB IN ST. PETERSBURG



Players take a lunch break during spring training at Coffee Pot Park in 1915. Future Hall of Famer Grover Cleveland Alexander is in the center of the photo, sipping out of a metal cup.

PHOTO COURTESY OF: CITY OF CLEARWATER / PHILLIES

# T

**HIS SEASON MARKS THE 104TH YEAR MAJOR LEAGUE BASEBALL HAS HAD A PRESENCE IN ST. PETERSBURG, DATING BACK TO 1914 WHEN THE ST. LOUIS BROWNS OPENED SPRING TRAINING WORKOUTS.**

MLB has also had a presence in St. Pete every year since travel restrictions during World War II prohibited teams from traveling south for spring training from 1943-45.

Nine teams have trained in St. Petersburg: the St. Louis Browns (1914), Philadelphia Phillies (1915-18), Boston Braves (1922-37), New York Yankees (1925-42; 1946-50; 1952-61), St. Louis Cardinals (1938-42; 1946-97), New York Giants (1951), New York Mets (1962-87), Baltimore Orioles (1993-95) and the Devil Rays/Rays (1998-2008).

In 1910, a former Pittsburgh laundry owner named Al Lang moved to St. Petersburg to benefit his health. He soon became interested in the local economy and focused on trying to help the sagging tourism industry. As a baseball fan, he believed the answer was to attract a major league team for spring training.

Lang convinced the St. Louis Browns, under manager Branch Rickey, to move to St. Petersburg in 1914. A baseball committee, formed to attract a major league team to the city, raised \$20,000 to buy a large tract of land for a ballpark. The site chosen for the field was Coffee Pot Bayou in St. Pete, where a 2,000-seat grandstand was built.

The first game between two major league teams in St. Petersburg took place on March 27,

1914 as the Grapefruit League was established. The Browns hosted the Chicago Cubs, who were training in Tampa and made the trip by steamboat across Tampa Bay. The Cubs won, 3-2. James Leslie (Hippo) Vaughn was the winning pitcher for the Cubs as an estimated 4,000 looked on.

The resourceful Lang helped engineer a new ballpark, Waterfront Park—located at the approximate site where the parking lot for Al Lang Field is today—and a new arrival, the Boston Braves, christened the new park in 1922. The Yankees joined the Braves in St. Pete in 1925. They would remain for all but four years until 1962, when Casey Stengel and the expansion New York Mets moved in and the Yankees went to Fort Lauderdale.

When the Boston Braves left for Bradenton in 1937, the St. Louis Cardinals came to St. Petersburg the following year and would stay 57 of the next 60 years, missing only the war years.

Minor league baseball in the city began in 1920 as the St. Pete Saints entered the Florida State League.

There was one other professional league in St. Petersburg prior to the Rays arrival in 1998. The Senior Professional Baseball Association—a league of former major leaguers who were 35 years of age or older—sprang up for one season, 1989-90. The St. Pete Pelicans were the first and only league champions.





# 2022 RAYS POSTSEASON REVIEW

## WILD CARD

The 2022 postseason featured a new format, expanding the pool of teams from 10 to 12 and replacing the two single-elimination Wild Card Games with four best-of-three Wild Card Series...the Rays went 86-76 and entered the postseason as the AL's third Wild Card... the 86 wins were the fewest among the majors' 12 postseason teams and the fewest for a postseason team in club history (excluding 2020).

- ♦ The Rays clinched a fourth straight postseason berth, extending the longest streak in franchise history... they clinched a Wild Card berth on Sep 30 and ended the season in postseason position for 54 straight days beginning with the end of play on Aug 13 and 95 of 96 days beginning with the end of play on July 2... the Rays joined the Astros, Braves, Cardinals, Dodgers and Yankees as the only teams to make the postseason every year from 2019-22.

## ALWCs vs. CLEVELAND

### GUARDIANS WIN 2-0

DATE	SCORE	WINNER	LOSER	ATT
10/7	L, 1-2	Bieber	McClanahan	30,741
10/8	L, 0-1 (15)	Hentges	Kluber	34,971

**BOLD INDICATES HOME GAME**



JOSE SIRI

WILL VRAKOVIC / TAMPA BAY RAYS

## SCUFFLING OFFENSE

The Rays were swept in a postseason series for the first time in franchise history...the offense combined for 9 hits, 1 XBH, 6 BB and 29 SO in 2 games and their only run in 24 innings was a solo homer by Jose Siri in the 6th inning of Game 1...they ended the postseason on a scoreless streak of 18 innings and were eliminated on an Oscar Gonzalez homer to lead off the bottom of the 15th inning in Game 2...the starting 1-thru-5 hitters in the Rays lineup went a combined 3-for-42 with 15 SO in the series...the Rays recorded one multi-hit inning in the entire series and it resulted with stranding runners on the corners with 1 out in the 15th inning of Game 2.

- ♦ The Rays became the 13th team to be eliminated from the postseason on a walk-off homer...they were the second team to be eliminated on a walk-off homer in the 15th inning (or later), following the Braves in Game 4 of the 2005 NLDS at HOU (18th inning)...the Rays became the first team to be eliminated from the postseason with a 1-0 loss since the 1997 Orioles.

## PITCHERS' DUEL

Rays pitching allowed 3 runs in 22 IP in the series, all on homers...they allowed a go-ahead, 2-run homer to José Ramírez in Game 1 and a walk-off solo shot in Game 2...the two clubs combined for a postseason-record 39 SO in Game 2, passing the previous high of 37 SO in Game 1 of the 2020 NL Wild Card Series between the Reds and Braves (13 innings)...Game 2 losing

## POSTSEASON ROSTER

### Manager & Coaches

- 16 Kevin Cash (Manager)
- 41 Stan Boroski (Bullpen)
- 40 Dan DeMent (Asst. Hitting)
- 97 Jonathan Erlichman (Process & Analytics)
- 24 Paul Hoover (Field Coord.)
- 92 Rick Knapp (Asst. Pitching & Rehab)
- 27 Rodney Linares (3B)
- 51 Chad Mottola (Hitting)
- 53 Brady North (Asst. Hitting)
- 31 Chris Prieto (1B)
- 33 Matt Quatraro (Bench)
- 23 Kyle Snyder (Pitching)

### Pitchers

- 47 Jason Adam (R)
- 64 Shawn Armstrong (R)
- 68 Jalen Beeks (L)
- 60 Garrett Cleavinger (L)
- 29 Pete Fairbanks (R)
- 20 Tyler Glasnow (R)
- 65 Javy Guerra (R)
- 28 Corey Kluber (R)
- 18 Shane McClellan (L)
- 30 Brooks Raley (L)
- 57 Drew Rasmussen (R)
- 59 Jeffrey Springs (L)

### Catchers

- 14 Christian Bethancourt
- 28 Francisco Mejia

### Infielders

- 62 Jonathan Aranda
- 7 Vidal Bruján
- 26 Ji-Man Choi
- 2 Yandy Diaz
- 5 Wander Franco
- 17 Isaac Paredes
- 43 Harold Ramírez
- 0 Taylor Walls

### Outfielders

- 56 Randy Arozarena
- 13 Manuel Margot
- 6 David Peralta
- 22 Jose Siri

### Field Staff

- Joseph Bengé (Head Athletic Trainer)
- Mike Sandoval (First Asst. Athletic Trainer)
- Aaron Scott (Asst. Athletic Trainer)
- Trung Cao (Strength & Cond. Coord.)
- Chris Fernandez (Video Coord.)
- 99 Misha Dworken (Bullpen Catcher)
- 96 Charlie Valerio (Bullpen Catcher)



pitcher Corey Kluber made his first relief app since April 20, 2013 at HOU and entered a game in the middle of an inning for the first time since his major league debut on Sep 1, 2011 vs. OAK.

- ♦ Game 1 was played in 2 hours and 17 minutes, the shortest postseason game since the Braves beat the Astros, 5-1, in Game 2 of the 1999 NLDS behind Kevin Millwood's 1-hit CG (2:13).
- ♦ Game 2 took 4 hours and 57 minutes...it was the 11th game in postseason history to enter extra

innings in a scoreless tie...it ultimately became the longest scoreless game (regular season or postseason) since the Rays lost, 1-0, on July 17, 2011 vs. BOS (16 innings)...it was the longest scoreless game in postseason history until exactly one week later, when the Astros and Mariners remained scoreless until the 18th inning of Game 3 of the ALDS.

## 2022 RAYS POSTSEASON STATISTICS

BATTERS	AVG	G	AB	R	H	2B	3B	HR	RBI	SH	SF	HBP	BB-I	SO	SB	CS	GDP	OBP	SLG
Arozarena, R	.111	2	9	0	1	0	0	0	0	0	0	0	1-0	5	0	0	0	.200	.111
Bethancourt, C	.000	2	5	0	0	0	0	0	0	0	0	0	0-0	3	0	0	0	.000	.000
Bruján, V	.500	2	2	0	1	0	0	0	0	0	0	0	0-0	0	2	0	0	.500	.500
Choi, J	.000	2	5	0	0	0	0	0	0	0	0	0	2-0	1	0	0	0	.286	.000
Diaz, Y	.000	2	10	0	0	0	0	0	0	0	0	0	0-0	4	0	0	0	.000	.000
Franco, W	.111	2	9	0	1	0	0	0	0	0	0	0	1-0	2	0	0	0	.200	.111
Margot, M	.125	2	8	0	1	0	0	0	0	0	0	0	1-0	1	0	1	1	.222	.125
Mejía, F	.000	1	3	0	0	0	0	0	0	0	0	0	0-0	2	0	0	0	.000	.000
Paredes, I	.667	2	3	0	2	0	0	0	0	0	0	0	1-0	0	0	0	0	.750	.667
Peralta, D	.000	1	1	0	0	0	0	0	0	0	0	0	0-0	1	0	0	0	.000	.000
Ramírez, H	.111	2	9	0	1	0	0	0	0	0	0	0	0-0	3	0	0	1	.111	.111
Siri, J	.111	2	9	1	1	0	0	1	1	0	0	0	0-0	5	0	0	0	.111	.444
Walls, T	.200	2	5	0	1	0	0	0	0	0	0	0	0-0	2	0	0	0	.200	.200
<b>Team Total</b>	<b>.115</b>	<b>2</b>	<b>78</b>	<b>1</b>	<b>9</b>	<b>0</b>	<b>0</b>	<b>1</b>	<b>1</b>	<b>0</b>	<b>0</b>	<b>0</b>	<b>6-0</b>	<b>29</b>	<b>2</b>	<b>1</b>	<b>2</b>	<b>.179</b>	<b>.154</b>
PITCHERS	W	L	ERA	G	GS	CG	SHO	SV	IP	H	R	ER	HR	HB	BB-I	SO	WP	BK	
Adam, J	0	0	0.00	1	0	0	0	0	2.0	1	0	0	0	1	0-0	2	0	0	
Armstrong, S	0	0	0.00	1	0	0	0	0	1.1	1	0	0	0	0	0-0	3	0	0	
Cleavinger, G	0	0	0.00	2	0	0	0	0	2.1	1	0	0	0	0	0-0	6	0	0	
Fairbanks, P	0	0	---	1	0	0	0	0	0.0	0	0	0	0	0	2-0	0	0	0	
Glasnow, T	0	0	0.00	1	1	0	0	0	5.0	2	0	0	0	0	0-0	5	0	0	
Kluber, C	0	1	5.40	1	0	0	0	0	1.2	1	1	1	1	1	0	0	1	0	0
McClanahan, S	0	1	2.57	1	1	0	0	0	7.0	7	2	2	1	0	0-0	5	0	0	
Raley, B	0	0	0.00	1	0	0	0	0	1.0	0	0	0	0	1	1-0	2	0	0	
Rasmussen, D	0	0	0.00	1	0	0	0	0	1.2	0	0	0	0	0	0-0	2	0	0	
<b>Team Total</b>	<b>0</b>	<b>2</b>	<b>1.23</b>	<b>2</b>	<b>2</b>	<b>0</b>	<b>0</b>	<b>0</b>	<b>22.0</b>	<b>13</b>	<b>3</b>	<b>3</b>	<b>2</b>	<b>2</b>	<b>3-0</b>	<b>26</b>	<b>0</b>	<b>0</b>	



# 2021 RAYS POSTSEASON REVIEW

## SUDDEN END

After setting a franchise record for wins in a season (100), the reigning AL champions were eliminated in the ALDS for the fifth time in seven trips to the postseason...the Rays lost Game 3 on a walk-off, 2-run homer and Game 4 on a walk-off sacrifice fly...according to Stats LLC, they became the second team in postseason history to lose a series with back-to-back walk-off losses, joining the Braves in the 1991 World Series at MIN.

- ♦ The Rays clinched the best record in the AL for the third time (2020, 2010) and became the first AL club to do so in back-to-back seasons since the 2011-12 Yankees...they held sole possession of the AL's best record for 61 consecutive days from Aug 6 through the end of the regular season.

## ALDS vs. BOSTON

### RED SOX WIN 3-1

DATE	SCORE	WINNER	LOSER	ATT
10/7	W, 5-0	McClanahan	Rodriguez	27,419
10/8	L, 6-14	Houck	McHugh	37,616
10/10	L, 4-6 (13)	Pivetta	Patiño	37,224
10/11	L, 5-6	Whitlock	Feyereisen	38,447

BOLD INDICATES HOME GAME



WANDER FRANCO

WILL VORAGOVIC/TAMPA BAY RAYS

## PITCHING PLANS

The Rays started rookies Shane McClanahan in Game 1 and Shane Baz in Game 2...according to Sarah Langs of MLB.com, they became the second team in postseason history to start rookie pitchers in each of the first 2 games of a postseason series, joining the Athletics (Jarrod Parker, Tommy Milone) in the 2012 ALDS at DET...McClanahan pitched five scoreless innings in the series opener and Baz yielded 3 runs in 2.1 IP of Game 2.

- ♦ Baz became the second pitcher in major league history to start a postseason game with three (or fewer) career regular season appearances up to that point, joining TB Matt Moore in Game 1 of the 2011 ALDS at TEX...he was the 2nd-youngest pitcher in postseason history to start against the Red Sox behind 21-year-old NYM Dwight Gooden in the 1986 World Series.
- ♦ The Rays had 13 pitchers on the ALDS roster, none of which made a start in any of the club's 20 games from the 2020 postseason...ten of the 13 pitchers on the 2021 ALDS roster were not on the 2020 World Series roster.

## FOUNTAIN OF YOUTH

Rookies Randy Arozarena and Wander Franco combined to hit .353 (12-for-34) with 3 HR, 7 RBI and 2 SB in the series...in Game 1, Arozarena hit a solo homer off Nick Pivetta leading off the 5th inning and stole home off Josh Taylor in the 7th...he became the first player in postseason history to homer and steal home in the same game, according to Stats LLC...the 20-year-old Franco homered in Games 3-4 to become the youngest player to hit multiple homers in a single postseason since FLA Miguel Cabrera in 2003.

## POSTSEASON ROSTER

### Manager & Coaches

- 16 Kevin Cash (Manager)
- 41 Stan Boroski (Bullpen)
- 97 Jonathan Erlichman (Process & Analytics)
- 24 Paul Hoover (Field Coord.)
- 27 Rodney Linares (3B)
- 51 Chad Mottola (Hitting)
- 33 Matt Quatraro (Bench)
- 44 Kyle Snyder (Pitching)
- 40 Ozzie Timmons (1B)

### Pitchers

- 11 Shane Baz (R)
- 84 JT Chargois (R)
- 29 Pete Fairbanks (R)
- 34 J.P. Feyereisen (R)
- 19 Josh Fleming (L)
- 36 Andrew Kittredge (R)
- 62 Shane McClanahan (L)
- 31 Collin McHugh (R)
- 61 Luis Patiño (R)
- 57 Drew Rasmussen (R)
- 30 David Robertson (R)
- 52 Michael Wacha (R)
- 37 Matt Wisler (R)

### Catchers

- 28 Francisco Mejia
- 10 Mike Zunino

### Infielders

- 26 Ji-Man Choi
- 2 Yandy Diaz
- 5 Wander Franco
- 8 Brandon Lowe
- 18 Joey Wendle

### Outfielders

- 56 Randy Arozarena
- 39 Kevin Kiermaier
- 25 Jordan Luplow
- 13 Manuel Margot
- 17 Austin Meadows

### Designated Hitter

- 23 Nelson Cruz

### Field Staff

- Joseph Benge (Head Athletic Trainer)
- Mark Vinson (First Asst. Athletic Trainer)
- Mike Sandoval (Asst. Athletic Trainer)
- Trung Cao (Strength & Cond. Coord.)
- Chris Fernandez (Video Coord.)
- 99 Misha Dworken (Bullpen Catcher)
- 98 Jean Ramirez (Bullpen Catcher)



- ◆ At 20 years, 220 days in Game 1, Franco became the 2nd-youngest player all-time with an RBI in his first postseason game behind BAL Manny Machado (20.091) in the 2012 AL Wild Card Game at TEX...he became the youngest player in major league history with multiple hits in his postseason debut...with Arozarena batting leadoff and Franco hitting 2nd, the Rays were the first team to start rookies in the No. 1 and No. 2 spots of the order in Game 1 of a postseason series.

## NOT THE RAYS WAY

After pitching a shutout in Game 1, the Rays combined to allow 47 hits, 26 runs, 9 HR and 16 XBH in the 3 losses...the 35 hits allowed in Games 2-3 matched the most for a 2-game span in postseason history, joining Cleveland in 1999 (Games 3-4 of the ALDS at BOS) and the 1960 Pirates (Games 2-3 of the World Series against the Yankees).

## 2021 RAYS POSTSEASON STATISTICS

BATTERS	AVG	G	AB	R	H	2B	3B	HR	RBI	SH	SF	HBP	BB-I	SO	SB	CS	GDP	OBP	SLG
Arozarena, R	.333	4	15	4	5	1	0	1	3	0	0	0	4-0	4	2	0	0	.474	.600
Choi, J	.286	3	7	1	2	0	0	1	1	0	0	0	0-0	2	0	0	0	.286	.714
Cruz, N	.176	4	17	2	3	0	0	1	1	0	0	0	1-0	5	0	0	0	.222	.353
Díaz, Y	.200	4	15	1	3	0	0	0	2	0	0	0	1-0	2	0	0	0	.250	.200
Franco, W	.368	4	19	5	7	2	0	2	4	0	0	0	0-0	3	0	0	0	.368	.789
Kiermaier, K	.214	4	14	2	3	3	0	0	1	0	0	0	2-1	4	0	0	1	.313	.429
Lowe, B	.000	4	18	0	0	0	0	0	0	0	0	0	0-0	9	0	0	0	.000	.000
Luplow, J	.286	4	7	2	2	1	0	1	4	0	0	0	1-0	4	0	0	0	.375	.857
Margot, M	.143	3	7	1	1	0	0	0	0	0	0	0	1-0	3	0	1	0	.250	.143
Meadows, A	.222	3	9	1	2	1	0	1	3	0	0	0	0-0	2	0	0	0	.222	.667
Mejía, F	.000	1	0	0	0	0	0	0	0	0	0	0	1-0	0	0	0	0	1.000	.000
Wendle, J	.250	2	4	0	1	1	0	0	0	0	0	0	0-0	2	0	0	0	.250	.500
Zunino, M	.133	4	15	1	2	1	0	0	0	0	0	0	0-0	6	0	0	0	.133	.200
<b>Team Total</b>	<b>.211</b>	<b>4</b>	<b>147</b>	<b>20</b>	<b>31</b>	<b>10</b>	<b>0</b>	<b>7</b>	<b>19</b>	<b>0</b>	<b>0</b>	<b>0</b>	<b>11-1</b>	<b>46</b>	<b>2</b>	<b>1</b>	<b>1</b>	<b>.266</b>	<b>.422</b>

PITCHERS	W	L	ERA	G	GS	CG	SHO	SV	IP	H	R	ER	HR	HB	BB-I	SO	WP	BK
Baz, S	0	0	11.57	1	1	0	0	0	2.1	6	3	3	1	0	1-0	2	0	0
Chargois, J	0	0	0.00	4	0	0	0	0	3.1	3	0	0	0	0	1-0	2	0	0
Fairbanks, P	0	0	3.38	2	0	0	0	0	2.2	1	1	1	1	0	1-0	2	0	0
Feyereisen, J	0	1	2.45	3	0	0	0	0	3.2	6	1	1	0	0	0-0	2	0	0
Fleming, J	0	0	0.00	2	0	0	0	0	1.0	3	0	0	0	0	0-0	1	0	0
Kittredge, A	0	0	0.00	2	0	0	0	0	3.1	2	0	0	0	0	0-0	2	0	0
McClanahan, S	1	0	7.94	2	1	0	0	0	5.2	10	5	5	1	0	1-0	3	0	0
McHugh, C	0	1	7.36	2	1	0	0	0	3.2	3	3	3	2	0	1-0	2	0	0
Patiño, L	0	1	7.71	2	0	0	0	0	2.1	2	2	2	1	0	1-0	2	0	0
Rasmussen, D	0	0	13.50	1	1	0	0	0	2.0	6	3	3	1	0	0-0	1	0	0
Robertson, D	0	0	0.00	3	0	0	0	0	4.0	3	0	0	0	0	1-0	2	0	0
Wacha, M	0	0	20.25	1	0	0	0	0	2.2	9	6	6	1	0	0-0	4	1	0
Wisler, M	0	0	7.71	2	0	0	0	0	2.1	2	2	2	1	0	0-0	1	0	0
<b>Team Total</b>	<b>1</b>	<b>3</b>	<b>6.00</b>	<b>4</b>	<b>4</b>	<b>0</b>	<b>1</b>	<b>0</b>	<b>39.0</b>	<b>56</b>	<b>26</b>	<b>26</b>	<b>9</b>	<b>0</b>	<b>7-0</b>	<b>26</b>	<b>1</b>	<b>0</b>



# 2020 RAYS POSTSEASON REVIEW

## A.L. CHAMPS

The Rays won the AL pennant for the second time in franchise history (2008) but lost the World Series to the Dodgers...they set a major league record in playing 20 postseason games, due in part to the expanded playoff format...the Rays were the ninth team in major league history to play a "winner take all" game in the Division Series and League Championship Series but only the third to win both, joining the 2012 Giants and 1981 Dodgers.

- ♦ The Rays clinched a post-season spot on Sep 17, won the AL East on Sep 23 and secured the No. 1 seed on Sep 26...it marked the second time in club history the Rays finished with the best record in the AL (2010).

## PLAYOFF PAD

With the exception of the Wild Card Series, where the higher seed hosted each game, the rest of the postseason was played at neutral sites due to health, safety and competitive considerations in the COVID-19 pandemic...the Rays spent 17 nights in San Diego for the ALDS and ALCS before flying to Arlington, Texas for the World Series, which was played in front of a limited capacity.

## POWER BALL

The Rays hit 34 HR, the most in a single postseason in major league history...67.1 pct. (53 of 79) of the Rays runs came on home runs, compared to 41.5 pct. (120 of 289) in the regular season...according to the Elias Sports Bureau, this was the highest rate for a team in a single postsea-

### ALWCS vs. TORONTO

#### RAYS WIN 2-0

DATE	SCORE	WINNER	LOSER	ATT
9/29	W, 3-1	Snell	Ray	--
9/30	W, 8-2	Glasnow	Ryu	--

### ALDS vs. NEW YORK

#### RAYS WIN 3-2

DATE	SCORE	WINNER	LOSER	ATT
10/5	L, 3-9	Cole	Snell	--
10/6	W, 7-5	Glasnow	Happ	--
10/7	W, 8-4	Morton	Tanaka	--
10/8	L, 1-5	Green	Thompson	--
10/9	W, 2-1	Castillo	Chapman	--

### ALCS vs. HOUSTON

#### RAYS WIN 4-3

DATE	SCORE	WINNER	LOSER	ATT
10/11	W, 2-1	Snell	Valdéz	--
10/12	W, 4-2	Morton	McCullers Jr.	--
10/13	W, 5-2	Yarbrough	Urquidy	--
10/14	L, 3-4	Greinke	Glasnow	--
10/15	L, 3-4	Presly	Anderson	--
10/16	L, 4-7	Valdéz	Snell	--
10/17	W, 4-2	Morton	McCullers Jr.	--

### WORLD SERIES vs. LOS ANGELES

#### DODGERS WIN 4-2

DATE	SCORE	WINNER	LOSER	ATT
10/20	L, 3-8	Kershaw	Glasnow	11,388
10/21	W, 6-4	Anderson	Gonsolin	11,472
10/23	L, 2-6	Buehler	Morton	11,447
10/24	W, 8-7	Curtiss	Jansen	11,441
10/25	L, 2-4	Kershaw	Glasnow	11,437
10/27	L, 1-3	González	Anderson	11,437

BOLD INDICATES HOME GAME



RAYS | RANDY AROZARENA |

WILL VRAGOVIC / TAMPA BAY RAYS

## POSTSEASON ROSTER

### Manager & Coaches

- 16 Kevin Cash (Manager)
- 41 Stan Boroski (Bullpen)
- 97 Jonathan Erlichman (Process & Analytics)
- 24 Paul Hoover (Field Coord.)
- 27 Rodney Linares (3B)
- 51 Chad Mottola (Hitting)
- 33 Matt Quatraro (Bench)
- 23 Kyle Snyder (Pitching)
- 30 Ozzie Timmons (1B)

### Pitchers

- 46 Alvarado, José (L)<sup>[7]</sup>
- 70 Anderson, Nick (R)
- 63 Castillo, Diego (R)
- 84 Curtiss, John (R)
- 47 Drake, Oliver (R)<sup>[2]</sup>
- 29 Fairbanks, Pete (R)
- 61 Fleming, Josh (L)<sup>[8]</sup>
- 20 Glasnow, Tyler (R)
- 15 Loup, Aaron (L)
- 62 McClanahan, Shane (L)
- 50 Morton, Charlie (R)
- 34 Richards, Trevor (R)<sup>[5]</sup>
- 71 Sherriff, Ryan (L)<sup>[9]</sup>
- 57 Slegers, Aaron (R)<sup>[4]</sup>
- 4 Snell, Blake (L)
- 81 Thompson, Ryan (R)
- 48 Yarbrough, Ryan (L)

### Catchers

- 7 Perez, Michael
- 10 Zunino, Mike

### Infielders

- 1 Adames, Willy
- 43 Brosseau, Mike
- 26 Choi, Ji-Man
- 2 Diaz, Yandy
- 8 Lowe, Brandon
- 35 Lowe, Nathaniel<sup>[1]</sup>
- 18 Wendle, Joey

### Outfielders

- 56 Arozarena, Randy
- 39 Kiermaier, Kevin
- 13 Margot, Manuel
- 17 Meadows, Austin<sup>[6]</sup>
- 14 Phillips, Brett<sup>[3]</sup>
- 11 Renfro, Hunter
- 25 Tsutsugo, Yoshi

### Field Staff

- Joseph Benge (Head Athletic Trainer)
- Mark Vinson (First Asst. Athletic Trainer)
- Mike Sandoval (Asst. Athletic Trainer)
- Trung Cao (Strength & Cond. Coord.)
- Chris Fernandez (Video Coord.)
- 99 Misha Dworken (Bullpen Catcher)
- 98 Jean Ramirez (Bullpen Catcher)

[1] WCS ROSTER ONLY  
 [2] WCS, ALDS ROSTER ONLY  
 [3] WCS, ALDS, WS ROSTER ONLY  
 [4] WCS, ALDS, ALCS ROSTER ONLY  
 [5] ALDS ROSTER ONLY, REPLACED INJURED OLIVER DRAKE PRIOR TO GAME 4  
 [6] ALDS, ALCS, WS ROSTER ONLY  
 [7] ALCS ROSTER ONLY  
 [8] ALCS, WS ROSTER ONLY  
 [9] WS ROSTER ONLY



son (min. 10 games) in major league history, ahead of Cleveland in 1998 (63.2 pct.).

## THE GREAT RANDINO

Rookie Randy Arozarena enjoyed a historic post-season, batting .377/.442/.831 (29-for-77) with 10 HR and 14 RBI in 20 games (all starts) and setting major league records for a single postseason in home runs, hits, extra-base hits (14, tied) and total bases (64)...the previous record was 8 HR by TEX Nelson Cruz in 2011, HOU Carlos Beltrán in 2004 and SF Barry Bonds in 2002.

- ♦ He was named Most Valuable Player of the ALCS, the first rookie position player to win MVP of a League Championship Series or World Series...he

has since been joined on this list by HOU Jeremy Peña in the 2022 ALCS and 2022 World Series.

## FRENCH POETRY

In Game 5 of the ALDS vs. NYY, Mike Brosseau hit a go-ahead, solo homer off Aroldis Chapman in the 8th inning to end a 10-pitch at-bat...it was his second time facing Chapman after he was nearly hit in the head by a 100.5 mph pitch on Sep 1 at NYY.

- ♦ He entered as a pinch-hitter in the 6th and became the third player in postseason history to enter as a sub and deliver a go-ahead homer in a "winner take all" game, joining NYY Aaron Boone's walk-off in Game 7 of the 2003 ALCS vs. BOS and PIT Hal Smith in Game 7 of the 1960 World Series vs. NYY.

## 2020 RAYS POSTSEASON STATISTICS

BATTERS	AVG	G	AB	R	H	2B	3B	HR	RBI	SH	SF	HBP	BB-I	SO	SB	CS	GDP	OBP	SLG
Adames, W	.136	20	59	3	8	4	0	0	4	0	0	1	13-0	25	1	1	1	.301	.203
Arozarena, R	.377	20	77	19	29	3	1	10	14	0	0	1	8-2	19	0	2	2	.442	.831
Brosseau, M	.250	14	24	2	6	0	0	1	2	0	0	1	2-0	11	0	0	1	.333	.375
Choi, J	.250	18	40	8	10	1	0	2	4	0	0	1	10-1	11	0	0	1	.412	.425
Diaz, Y	.194	13	36	3	7	0	1	0	1	0	0	0	11-0	10	0	0	0	.383	.250
Kiermaier, K	.255	18	55	8	14	5	0	3	7	0	0	1	1-0	17	0	1	0	.281	.509
Lowe, B	.118	20	76	7	9	0	0	4	8	0	0	0	6-0	28	0	0	2	.183	.276
Lowe, N	.000	1	3	0	0	0	0	0	0	0	0	0	0-0	2	0	0	0	.000	.000
Margot, M	.276	19	58	10	16	1	0	5	11	1	0	1	5-0	19	2	1	0	.344	.552
Meadows, A	.137	16	51	4	7	0	0	2	2	0	0	0	2-0	18	0	0	0	.170	.255
Perez, M	.286	8	7	1	2	0	0	1	3	0	0	0	0-0	2	0	0	0	.286	.714
Phillips, B	.333	7	3	0	1	0	0	0	1	0	0	0	0-0	1	0	0	0	.333	.333
Renfroe, H	.174	12	23	2	4	1	0	2	7	0	0	0	1-0	11	0	0	0	.208	.478
Tsutsugo, Y	.125	8	16	0	2	0	0	0	0	0	0	0	0-0	3	0	0	1	.125	.125
Wendle, J	.190	20	58	8	11	2	0	0	5	0	1	1	3-0	16	1	0	2	.238	.224
Zunino, M	.170	19	53	4	9	0	0	4	8	0	1	1	1-0	27	0	0	1	.196	.396
<b>Total Team</b>	<b>.211</b>	<b>20</b>	<b>639</b>	<b>79</b>	<b>135</b>	<b>17</b>	<b>2</b>	<b>34</b>	<b>77</b>	<b>1</b>	<b>2</b>	<b>8</b>	<b>63-3</b>	<b>220</b>	<b>4</b>	<b>5</b>	<b>11</b>	<b>.289</b>	<b>.404</b>

PITCHERS	W	L	ERA	G	GS	CG	SHO	SV	IP	H	R	ER	HR	HB	BB-I	SO	WP	BK
Alvarado, J	0	0	0.00	2	0	0	0	0	1.2	1	0	0	0	0	3-0	4	0	0
Anderson, N	1	2	5.52	10	0	0	0	1	14.2	16	9	9	3	0	4-1	9	1	0
Castillo, D	1	0	1.64	10	0	0	0	3	11.0	7	3	2	0	1	7-0	12	0	0
Curtiss, J	1	0	6.30	9	1	0	0	0	10.0	14	7	7	3	0	5-0	9	0	0
Drake, O	0	0	0.00	1	0	0	0	0	1.0	1	0	0	0	0	0-0	1	0	0
Fairbanks, P	0	0	3.65	9	0	0	0	3	12.1	12	5	5	3	0	6-1	17	3	0
Fleming, J	0	0	6.35	2	0	0	0	0	5.2	8	4	4	1	0	2-0	3	0	0
Glasnow, T	2	3	6.28	6	6	0	0	0	28.2	26	20	20	9	0	17-0	40	6	0
Loup, A	0	0	3.38	9	0	0	0	0	5.1	5	2	2	0	1	2-0	7	1	0
McClanahan, S	0	0	8.31	4	0	0	0	0	4.1	8	5	4	2	0	2-0	4	0	0
Morton, C	3	1	2.70	4	4	0	0	0	20.0	18	7	6	1	2	5-0	23	0	0
Sherriff, R	0	0	0.00	2	0	0	0	0	2.0	0	0	0	0	0	1-0	1	0	0
Slegers, A	0	0	1.80	3	0	0	0	0	5.0	4	1	1	0	0	2-1	3	0	0
Snell, B	2	2	3.03	6	6	0	0	0	29.2	20	10	10	5	0	14-0	37	2	0
Thompson, R	0	1	1.93	9	1	0	0	0	9.1	7	2	2	1	1	4-0	10	0	0
Yarbrough, R	1	0	3.68	5	2	0	0	0	14.2	16	6	6	5	1	4-0	7	0	0
<b>Total Team</b>	<b>11</b>	<b>9</b>	<b>4.00</b>	<b>20</b>	<b>20</b>	<b>0</b>	<b>0</b>	<b>7</b>	<b>175.1</b>	<b>163</b>	<b>81</b>	<b>78</b>	<b>33</b>	<b>6</b>	<b>78-3</b>	<b>187</b>	<b>13</b>	<b>0</b>



# 2019 RAYS POSTSEASON REVIEW

## PHOTO FINISH

The Rays entered the final week of the regular season tied with Cleveland for the AL's second Wild Card spot, then won four consecutive games to clinch a postseason berth for the fifth time in franchise history and first time in six seasons...they held at least a share of one of the AL's five postseason spots for 167 of 186 days (89.8 pct), including 29 consecutive from Sep 1 through season's end after finishing a 3-game sweep of Wild Card-contending Cleveland...the Rays were in contention to host the Wild Card Game until losing the penultimate game of the season.

## 25 > 54,005

Through eight seasons under the Wild Card Game format, the Rays joined the Yankees and Giants as the only teams to win it twice...the Rays advanced to the Division Series with a 5-1 win over the Athletics in front of 54,005 fans at the Oakland Coliseum, the highest attendance for a Wild Card Game under the new format...it was the highest attendance for a Rays game (regular season or postseason) since Sep 14, 2008 at NYY (54,279), which was in the final month of games at Old Yankee Stadium.

♦ *The Rays held a lead from the fifth pitch of the Wild Card Game through the final pitch, after Yandy Diaz hit a leadoff homer...it was the first postseason leadoff homer in franchise history and second in Wild Card Game history, following MIN Brian Dozier in the 2017 AL Wild Card Game at NYY.*

## ELIMINATED BY A.L. CHAMPS

The Rays pushed the eventual AL champion Astros to a decisive fifth game in the ALDS, with the home team winning every game...the Rays outscored the Astros, 14-4, in 2 games at Tropicana Field but lost the 3 games at Minute Maid Park by a combined 15-4 score...it was the second time in franchise history the Rays forced a decisive Game 5 after trailing 0-2, losing both series (2010 ALDS)...Game 5 was the fourth time in a stretch of nine days that the Rays played in a potential elimination game...the Rays fell behind, 4-0, in the bottom of the 1st inning after allowing hits to the first four Astros batters and five of the first six.

### WILD CARD vs. OAKLAND

#### RAYS WIN 1-0

DATE	SCORE	WINNER	LOSER	ATT
10/2	W, 5-1	Morton	Manaea	54,005

### ALDS vs. HOUSTON

#### ASTROS WIN 3-2

DATE	SCORE	WINNER	LOSER	ATT
10/4	L, 2-6	Verlander	Glasnow	43,360
10/5	L, 1-3	Cole	Snell	43,378
10/7	W, 10-3	Morton	Greinke	32,251
10/8	W, 4-1	Yarbrough	Verlander	32,178
10/10	L, 1-6	Cole	Glasnow	43,418

BOLD INDICATES HOME GAME



CHARLIE MORTON

WILL WRAGOVIC/TAMPA BAY RAYS

## POSTSEASON ROSTER

### Manager & Coaches

- 16 Kevin Cash (Manager)
- 41 Stan Boroski (Bullpen)
- 97 Jonathan Erlichman (Process & Analytics)
- 25 Paul Hoover (Field Coord.)
- 27 Rodney Linares (3B)
- 51 Chad Mottola (Hitting)
- 33 Matt Quatraro (Bench)
- 23 Kyle Snyder (Pitching)
- 30 Ozzie Timmons (1B)

### Pitchers

- 70 Nick Anderson (R)
- 63 Diego Castillo (R)
- 72 Yonny Chirinos (R)<sup>[2]</sup>
- 47 Oliver Drake (R)
- 20 Tyler Glasnow (R)
- 49 Brendan McKay (L)<sup>[2]</sup>
- 50 Charlie Morton (R)
- 15 Emilio Pagán (R)
- 38 Colin Poche (L)
- 4 Blake Snell (L)
- 48 Ryan Yarbrough (L)

### Catchers

- 37 Travis d'Arnaud
- 10 Mike Zunino

### Infielders

- 1 Willy Adames
- 21 Jesús Aguilar<sup>[1]</sup>
- 44 Mike Brosseau<sup>[1]</sup>
- 26 Ji-Man Choi
- 2 Yandy Diaz
- 5 Matt Duffy
- 8 Brandon Lowe
- 28 Daniel Robertson<sup>[1]</sup>
- 9 Eric Sogard<sup>[2]</sup>
- 18 Joey Wendle

### Outfielders

- 24 Avisail García
- 39 Kevin Kiermaier
- 17 Austin Meadows
- 29 Tommy Pham

### Field Staff

- Joseph Benge (Head Athletic Trainer)
- Mark Vinson (First Asst. Athletic Trainer)
- Mike Sandoval (Asst. Athletic Trainer)
- Trung Cao (Strength & Cond. Coord.)
- Chris Fernandez (Video Coord.)
- 99 Misha Dworken (Bullpen Catcher)
- 98 Jean Ramirez (Bullpen Catcher)

[1] WILD CARD GAME ROSTER  
[2] ALDS ROSTER



## POWER SURGE

The Rays hit 4 HR in the Wild Card Game and 4 HR in Game 3 of the ALDS, twice tying their single-game postseason record...the Rays, who hit the fewest homers among the AL's five postseason clubs, totaled 11 HR in six postseason games...all 11 HR came in the club's 4 games when facing elimination, a major league record for homers in elimination games in a single postseason.

## CHARLIE 2.0

In his first season with the Rays, Charlie Morton went 2-0 with a 0.90 ERA (10-IP, 1-ER) in two postseason starts...with his win in the Wild Card Game, he became the first pitcher in major league history to record the win in three "winner take all" playoff games...he defeated his former team in Game 3 of the ALDS, helping the Rays avoid elimination...it was his fourth career win in a potential

elimination game, tied for the most in major league history...he won Game 7 of the ALCS the following year to extend both of these postseason records.

## CUBAN SMOKE

Yandy Diaz was reinstated from the 60-day IL for the last game of the regular season and hit leadoff in the Wild Card Game...he homered in the 1st and 3rd innings, becoming the fifth Ray with a multi-HR game in the postseason and the first to do it in a "winner take all" game.

♦ *Diaz was the 10th player in postseason history with a multi-HR effort in a "winner take all" game but only the second out of the leadoff spot, joining BOS Johnny Damon in Game 7 of the 2004 ALCS...he became the first leadoff hitter in major league history to homer in each of his first 2 AB of a postseason.*

## 2019 RAYS POSTSEASON STATISTICS

BATTERS	AVG	G	AB	R	H	2B	3B	HR	RBI	SH	SF	HBP	BB-I	SO	SB	CS	GDP	OBP	SLG
Adames, W	.294	6	17	3	5	1	0	2	2	0	0	0	3-0	5	0	1	0	.400	.706
Brosseau, M	.000	1	2	0	0	0	0	0	0	0	0	0	1-0	1	0	0	0	.333	.000
Choi, J	.188	6	16	2	3	0	0	1	1	0	0	0	7-0	10	0	0	0	.435	.375
d'Arnaud, T	.105	6	19	1	2	0	0	0	2	0	1	2	1-0	6	0	0	0	.217	.105
Diaz, Y	.231	4	13	2	3	0	0	2	2	0	0	0	0-0	4	0	0	0	.231	.692
Duffy, M	.600	3	5	2	3	0	0	0	0	0	0	0	0-0	0	0	0	0	.600	.600
García, A	.300	5	20	4	6	0	0	1	3	0	0	0	0-0	5	0	0	1	.300	.450
Kiermaier, K	.136	6	22	1	3	1	0	1	3	0	0	0	0-0	7	0	0	0	.136	.318
Lowe, B	.211	5	19	1	4	1	0	1	1	0	0	0	1-0	10	0	0	0	.250	.421
Meadows, A	.130	6	23	2	3	2	0	0	3	0	0	0	3-0	10	0	0	1	.231	.217
Pham, T	.360	6	25	2	9	0	0	2	3	0	0	0	1-0	4	1	0	2	.385	.600
Sogard, E	.500	2	4	2	2	0	0	1	2	0	0	0	0-0	1	0	0	0	.500	1.250
Wendle, J	.200	5	10	1	2	1	0	0	1	0	0	0	0-0	5	0	0	1	.200	.300
<b>Team Total</b>	<b>.231</b>	<b>6</b>	<b>195</b>	<b>23</b>	<b>45</b>	<b>6</b>	<b>0</b>	<b>11</b>	<b>23</b>	<b>0</b>	<b>1</b>	<b>2</b>	<b>17-0</b>	<b>68</b>	<b>1</b>	<b>1</b>	<b>5</b>	<b>.298</b>	<b>.431</b>

PITCHERS	W	L	ERA	G	GS	CG	SHO	SV	IP	H	R	ER	HR	HB	BB-I	SO	WP	BK
Anderson, N	0	0	1.59	4	0	0	0	0	5.2	5	1	1	0	0	0-0	8	1	0
Castillo, D	0	0	0.00	4	1	0	0	0	5.2	5	0	0	0	0	2-0	8	0	0
Drake, O	0	0	6.00	2	0	0	0	0	3.0	3	2	2	0	0	1-0	4	0	0
Glasnow, T	0	2	7.71	2	2	0	0	0	7.0	9	6	6	1	0	3-0	8	0	0
McKay, B	0	0	0.00	3	0	0	0	0	1.1	2	2	0	0	0	0-0	2	0	0
Morton, C	2	0	0.90	2	2	0	0	0	10.0	8	2	1	1	0	5-0	13	0	0
Pagán, E	0	0	6.00	4	0	0	0	0	3.0	5	3	2	2	0	2-0	2	0	0
Poche, C	0	0	2.08	5	0	0	0	0	4.1	2	1	1	1	0	0-0	6	0	0
Roe, C	0	0	6.75	3	0	0	0	0	2.2	3	2	2	0	0	1-0	2	0	0
Snell, B	0	1	1.69	3	1	0	0	1	5.1	4	1	1	1	0	0-0	7	0	0
Yarbrough, R	1	0	0.00	3	0	0	0	0	3.0	2	0	0	0	0	1-0	1	0	0
<b>Team Total</b>	<b>3</b>	<b>3</b>	<b>2.82</b>	<b>6</b>	<b>6</b>	<b>0</b>	<b>0</b>	<b>1</b>	<b>51.0</b>	<b>48</b>	<b>20</b>	<b>16</b>	<b>6</b>	<b>0</b>	<b>15-0</b>	<b>61</b>	<b>1</b>	<b>0</b>





# 2013 RAYS POSTSEASON REVIEW

## POSTSEASON THE HARD WAY

With a 5-2 win in a Game 163 tiebreaker on Sep 30 at TEX, the Rays became the 14th team to enter the post-season via tiebreaker and only the second in the Wild Card era (since 1995) to win a tiebreaker game on the road, joining the Mets on Oct 4, 1999 at CIN...the Rays advanced to the ALDS by winning 3 games in which they would have been eliminated had they lost—all over a four-day span in three different cities...in Game 162 on Sep 29 at TOR, the Rays avoided a third consecutive loss to remain tied with Texas in the standings...the Rays snapped the Rangers 7-game winning streak in Game 163 on Sep 30 at TEX and snapped Cleveland's 10-game winning streak in the AL Wild Card game on Oct 2 at CLE...the Rays advanced to the post-season for the fourth time in franchise history, all in a six-season span from 2008-13.

### WILD CARD vs. CLEVELAND

#### RAYS WIN 1-0

DATE	SCORE	WINNER	LOSER	ATT
10/2	W, 4-0	Cobb	Salazar	43,579

### ALDS vs. BOSTON

#### RED SOX WIN 3-1

DATE	SCORE	WINNER	LOSER	ATT
10/4	L, 2-12	Lester	Moore	38,177
10/5	L, 4-7	Lackey	Price	38,705
10/7	W, 5-4	<b>Rodney</b>	<b>Uehara</b>	<b>33,675</b>
10/8	L, 1-3	<b>Breslow</b>	<b>McGee</b>	<b>32,807</b>

BOLD INDICATES HOME GAME



! JOSÉ LOBATON !

MIKE EHLMANN / GETTY IMAGES

## SHUTOUT AT CLEVELAND

The Rays blanked Cleveland, 4-0, in the AL Wild Card Game behind Alex Cobb, Joel Peralta, Jake McGee and Fernando Rodney...it was the 44th post-season home game in Cleveland history but only the second time they were shut out...the Rays snapped Cleveland's winning streak covering the last 10 games of the regular season...earlier in the regular season, the Rays snapped a Blue Jays 10-game winning streak...according to the Elias Sports Bureau, the Rays became the first team to snap two 10-game winning streaks (or longer) in one season since the 2006 Rockies (Dodgers-11, Athletics-10).

## DONE IN BY THE WORLD CHAMPS

The Rays lost the ALDS to the Red Sox, 3-1...Rays starting pitchers allowed 18 runs (16 ER) in 17.1 IP in the series and Rays batters hit .179 (5-for-28) with RISP...according to the Elias Sports Bureau, the Rays lone win—in Game 3 at Tropicana Field—was only the second postseason game in which a team took a lead in the bottom of the 8th inning, surrendered it in the 9th and won it in the bottom of the 9th...the first was Game 7 of the 1960 World Series—the Pirates trailed the Yankees, 7-4, entering the bottom of 8th inning, scored 5 runs to take a 9-7 lead, allowed 2 runs in the top of the

## POSTSEASON ROSTER

### Manager & Coaches

- 70 Joe Maddon (Manager)
- 50 Stan Boroski (Bullpen)
- 6 Tom Foley (3B)
- 25 George Hendrick (1B)
- 48 Jim Hickey (Pitching)
- 4 Dave Martinez (Bench)
- 44 Jamie Nelson (Coach)
- 17 Derek Shelton (Hitting)
- 65 Don Zimmer (Sr. Advisor)

### Pitchers

- 22 Chris Archer (R)
- 53 Alex Cobb (R)
- 58 Jeremy Hellickson (R)<sup>[2]</sup>
- 57 Jake McGee (L)
- 55 Matt Moore (L)
- 62 Joel Peralta (R)
- 14 David Price (L)<sup>[2]</sup>
- 56 Fernando Rodney (R)
- 54 Alex Torres (L)
- 35 Jamey Wright (R)
- 49 Wesley Wright (L)

### Catchers

- 16 Chris Gimenez<sup>[1]</sup>
- 59 José Lobaton
- 28 José Molina

### Infielders

- 11 Yunel Escobar
- 2 Kelly Johnson
- 21 James Loney
- 3 Evan Longoria
- 1 Sean Rodriguez
- 18 Ben Zobrist

### Outfielders

- 7 David DeJesus
- 5 Sam Fuld
- 8 Desmond Jennings
- 20 Matt Joyce
- 41 Kevin Kiermaier<sup>[1]</sup>
- 9 Wil Myers

### Designated Hitter

- 15 Delmon Young

### Field Staff

- Ron Porterfield  
(Head Athletic Trainer)
- Paul Harker  
(Asst. Athletic Trainer)
- Mark Vinson  
(Asst. Athletic Trainer)
- Kevin Barr  
(Strength & Cond. Coord.)
- Chris Fernandez  
(Video Coord.)
- 77 Scott Cursi  
(Bullpen Catcher)

[1] WILD CARD GAME ROSTER  
[2] ALDS ROSTER



9th and won, 10-9, on Bill Mazerowski's home run leading off the bottom half.

## ICE CREAM MAN

In the Rays 5-4 win in Game 3 of the ALDS, catcher José Lobaton became the 13th player to hit a walk-off home run in a postseason elimination game...he was the first AL player to do it since BOS David Ortiz in Game 4 of the 2004 ALCS vs. NYY... Lobaton, known for eating ice cream after hitting a home run, also became just the third player to hit a walk-off home run to avoid being swept in a postseason series...he joined Ortiz in 2004 and BOS Trot Nixon in Game 3 of 2003 ALDS vs. OAK.

- ◆ Lobaton's homer was hit into the Rays Touch Tank, the third home run to land there and first by a Rays player...the previous times were by DET

Miguel Cabrera on June 30, 2013 and LAD Luis Gonzalez on June 24, 2007.

## HAPPY BIRTHDAY

In Game 3 of the ALDS, Evan Longoria homered on his 28th birthday, becoming the second player in major league history to hit a postseason homer on his birthday...he joined KC Willie Mays Aikens, who hit 2 HR in Game 1 of the 1980 World Series.

## NINE FOR NINE

In the Rays 3-1 loss in Game 4 of the ALDS, Rays Manager Joe Maddon used nine pitchers, which set a major league postseason record at the time for a 9-inning game...this has since been broken by the Padres, who used 11 pitchers in their 12-3 loss in Game 3 of the 2020 NLDS vs. LAD.

## 2013 RAYS POSTSEASON STATISTICS

BATTERS	AVG	G	AB	R	H	2B	3B	HR	RBI	SH	SF	HBP	BB-I	SO	SB	CS	GDP	OBP	SLG
DeJesús, D	.231	5	13	2	3	1	0	0	1	0	0	2	1-0	6	0	0	1	.375	.308
Escobar, Y	.421	5	19	3	8	2	0	0	2	0	0	0	0-0	1	0	0	1	.421	.526
Fuld, S	.000	2	1	1	0	0	0	0	0	0	0	0	0-0	1	0	0	0	.000	.000
Jennings, D	.313	5	16	1	5	1	0	0	2	0	0	0	2-0	3	1	0	0	.389	.375
Johnson, K	.333	2	3	0	1	0	1	0	0	0	0	0	0-0	2	0	0	0	.333	1.000
Joyce, M	.000	4	8	0	0	0	0	0	0	0	0	0	0-0	4	0	0	0	.000	.000
Kiermaier, K	.000	1	0	0	0	0	0	0	0	0	0	0	0-0	0	0	0	0	.000	.000
Lobatoñ, J	.286	4	7	1	2	0	0	1	1	0	0	0	0-0	2	0	0	0	.286	.714
Loney, J	.375	5	16	1	6	2	0	0	2	0	0	1	2-0	3	0	0	2	.474	.500
Longoria, E	.176	5	17	2	3	0	0	1	3	0	0	0	3-0	6	0	0	1	.300	.353
McGee, J	.000	1	0	0	0	0	0	0	0	0	0	0	0-0	0	0	0	0	.000	.000
Molina, J	.000	4	8	0	0	0	0	0	0	0	0	0	1-0	4	0	1	0	.111	.000
Myers, W	.100	5	20	0	2	0	0	0	0	0	0	0	1-0	7	0	0	0	.143	.100
Rodney, F	.000	1	0	0	0	0	0	0	0	0	0	0	0-0	0	0	0	0	.000	.000
Rodríguez, S	.167	4	6	1	1	0	0	1	1	0	0	0	0-0	0	0	0	0	.167	.667
Young, D	.273	5	11	1	3	0	0	1	3	0	1	0	1-1	1	0	0	0	.308	.545
Zobrist, B	.167	5	18	3	3	0	0	1	1	0	0	0	2-0	4	0	0	1	.250	.333
<b>Team Total</b>	<b>.227</b>	<b>5</b>	<b>163</b>	<b>16</b>	<b>37</b>	<b>6</b>	<b>1</b>	<b>5</b>	<b>16</b>	<b>0</b>	<b>1</b>	<b>3</b>	<b>13-1</b>	<b>33</b>	<b>1</b>	<b>1</b>	<b>6</b>	<b>.294</b>	<b>.368</b>

PITCHERS	W	L	ERA	G	GS	CG	SHO	SV	IP	H	R	ER	HR	HB	BB-I	SO	WP	BK
Archer, C	0	0	0.00	2	0	0	0	0	1.2	1	0	0	0	0	0-0	2	0	0
Cobb, A	1	0	1.54	2	2	0	0	0	11.2	13	3	2	0	1	3-0	10	1	0
Hellickson, J	0	0	0.00	1	1	0	0	0	1.0	1	0	0	0	0	2-0	0	0	0
McGee, J	0	1	6.00	4	0	0	0	0	3.0	3	2	2	0	0	3-1	3	0	0
Moore, M	0	1	9.95	2	1	0	0	0	6.1	9	8	7	0	1	3-1	7	1	0
Peralta, J	0	0	0.00	3	0	0	0	0	3.1	3	0	0	0	0	1-0	4	1	0
Price, D	0	1	9.00	1	1	0	0	0	7.0	9	7	7	2	0	2-0	5	0	0
Rodney, F	1	0	7.71	3	0	0	0	0	2.1	1	2	2	0	1	3-0	4	1	0
Torres, A	0	0	0.00	3	0	0	0	0	4.0	2	0	0	0	1	0-0	5	0	0
Wright, J	0	0	18.00	2	0	0	0	0	2.0	4	4	4	0	0	3-0	1	0	0
Wright, W	0	0	0.00	2	0	0	0	0	0.2	1	0	0	0	0	1-1	1	0	0
<b>Team Total</b>	<b>2</b>	<b>3</b>	<b>5.02</b>	<b>5</b>	<b>5</b>	<b>0</b>	<b>1</b>	<b>0</b>	<b>43.0</b>	<b>47</b>	<b>26</b>	<b>24</b>	<b>2</b>	<b>4</b>	<b>21-3</b>	<b>42</b>	<b>4</b>	<b>0</b>



# 2011 RAYS POSTSEASON REVIEW

## THIRD TIME IN FOUR YEARS

The Rays advanced to the postseason for the third time in a span of four seasons (2008-11), first time as the AL Wild Card...during that span only two other teams made as many postseason appearances: Phillies (4) and Yankees (3)...the Rays became the third major league team and first AL team to advance to the postseason after starting the season 0-6, and just the second major league team to advance to the postseason after starting 1-8...the 1995 Reds won the NL Central after starting 0-6 and 1-8, and the 1974 Pirates won the NL East after starting 0-6.

### ALDS vs. TEXAS

RANGERS WIN 3-1

DATE	SCORE	WINNER	LOSER	ATT
9/30	W, 9-0	Moore	Wilson	50,498
10/1	L, 6-8	Holland	Shields	51,351
10/3	L, 3-4	Lewis	Price	32,828
10/4	L, 3-4	Harrison	Hellickson	28,299

BOLD INDICATES HOME GAME



MATT MOORE

SKIP MILLOS / TAMPA BAY RAYS

## HISTORIC COMEBACK

The Rays became the first team in major league history to be at least 9 GB of a playoff berth in September and make the postseason...the Rays were 9 GB of playoff contention on Sep 3...the 2011 World Series champion Cardinals were 8.5 GB on Sep 5...the Rays were 16-8 and the Red Sox were 6-18 over the last 24 games of the regular season, starting Sep 4.

## RAYS vs. RANGERS, PART II

For the second year in a row, the Rays lost to the Rangers in the ALDS...the Rays actually outscored the Rangers, 21-16, but lost the series, 3-1...in these two series, the visiting teams went 8-1...the Rays went 3-1 with 26 runs and 21 XBH at Texas, but 0-5 with 8 runs and 8 XBH at home.

## MATT MOORE

At 22 years, 104 days, Matt Moore became the youngest starting pitcher in major league history to win his team's first game of the postseason...that mark was previously held by CIN Gary Nolan (22.129) in the 1970 NLCS...Moore did not allow a run in 7 IP in the Rays 9-0 win in Game 1...he allowed 2 hits, 2 BB and recorded 6 SO while throwing 98 pitches.

♦ Moore became the fifth rookie starter to win his team's first game of the postseason and the first to do it since NYY Jim Beattie in Game 1 of the 1978 ALCS at KC...he also became the first rookie in major league history to go at least 7 IP and allow no runs and 2 hits (or fewer) in a postseason game...he remains the 2nd-youngest pitcher to ever do that, behind NYY Waite Hoyt (22.027) in Game 2 of the 1921 World Series vs. the New York Giants.

## POSTSEASON ROSTER

### Manager & Coaches

- 70 Joe Maddon (Manager)
- 46 Stan Boroski (Asst. Pitching)
- 6 Tom Foley (3B)
- 25 George Hendrick (1B)
- 48 Jim Hickey (Pitching)
- 4 Dave Martinez (Bench)
- 7 Bobby Ramos (Bullpen)
- 17 Derek Shelton (Hitting)
- 63 Don Zimmer (Sr. Advisor)

### Pitchers

- 37 Juan Cruz (R)
- 40 Wade Davis (R)
- 43 Kyle Farnsworth (R)
- 47 Brandon Gomes (R)
- 58 Jeremy Hellickson (R)
- 74 J.P. Howell (L)
- 57 Jake McGee (L)
- 55 Matt Moore (L)
- 62 Joel Peralta (R)
- 14 David Price (L)
- 33 James Shields (R)

### Catchers

- 28 John Jaso
- 31 José Lobaton
- 10 Kelly Shoppach

### Infielders

- 15 Reid Brignac
- 9 Elliot Johnson
- 11 Casey Kotchman
- 3 Evan Longoria
- 1 Sean Rodríguez
- 18 Ben Zobrist

### Outfielders

- 22 Johnny Damon
- 5 Sam Fuld
- 8 Desmond Jennings
- 20 Matt Joyce
- 2 B.J. Upton

### Field Staff

- Ron Porterfield (Head Athletic Trainer)
- Paul Harker (Asst. Athletic Trainer)
- Mark Vinson (Asst. Athletic Trainer)
- Kevin Barr (Strength & Cond. Coord.)
- Chris Fernandez (Video Coord.)
- 77 Scott Cursi (Bullpen Catcher)



• His .091 opp avg. (3-for-33) remains the 2nd-lowest by a rookie in the postseason (min. 10 IP), topped only by PIT Bruce Kison in 1971 (.088)...remains one of 15 rookies all-time to post a sub-1.00 ERA in the postseason (min. 10 IP)...he was the first to do that since NYY Orlando Hernández in 1998.

## JAMES SHIELDS

Started and lost Game 2 of the ALDS at TEX, 8-6... he took a 3-0 lead into the 4th inning but allowed 5 runs that frame, which included 2 HBP and 2 WP...he remains the only pitcher in major league history with 2 HBP and 2 WP in a postseason game...it was the first time in his career (in 190 regular and postseason starts) with 2 HBP in an inning and only the second time he threw 2 WP in an inning, following July 6, 2007 at KC.

## REMARKABLE ROOKIES

Matt Moore and Jeremy Hellickson started Game 1 and Game 4 of the ALDS...the Rays were the 10th team and first since the 2007 Rockies to use two rookie starters in the postseason...the Rays had seven rookies on their 25-man postseason roster.

## 2011 RAYS POSTSEASON STATISTICS

BATTERS	AVG	G	AB	R	H	2B	3B	HR	RBI	SH	SF	HBP	BB-I	SO	SB	CS	GDP	OBP	SLG
Brignac, R	.000	3	1	0	0	0	0	0	0	0	0	0	1-0	0	0	0	0	.500	.000
Damon, J	.235	4	17	3	4	0	0	1	3	0	0	0	0-0	4	0	0	0	.235	.412
Fuld, S	.000	3	3	0	0	0	0	0	0	0	0	0	0-0	1	0	0	0	.000	.000
Jaso, J	.000	2	4	0	0	0	0	0	0	0	0	0	0-0	1	0	0	0	.000	.000
Jennings, D	.333	4	15	3	5	1	0	2	2	0	0	0	3-0	1	0	0	0	.444	.800
Johnson, E	.000	1	0	0	0	0	0	0	0	0	0	0	0-0	0	0	0	0	.000	.000
Joyce, M	.200	4	15	1	3	1	0	1	4	0	0	0	1-0	5	0	0	0	.250	.467
Kotchman, C	.250	4	16	1	4	1	0	0	2	0	0	0	0-0	1	0	0	0	.250	.313
Longoria, E	.188	4	16	2	3	0	0	1	3	0	0	0	2-0	8	0	0	0	.278	.375
Rodríguez, S	.167	4	12	3	2	1	0	0	1	0	0	0	2-0	0	0	0	0	.286	.250
Shoppach, K	.400	4	10	3	4	0	0	2	6	0	0	0	1-0	4	0	0	1	.455	1.000
Upton, B	.286	4	14	3	4	3	0	0	0	0	0	0	4-0	6	1	2	0	.444	.500
Zobrist, B	.235	4	17	2	4	0	0	0	0	0	0	1	0-0	4	0	0	0	.278	.235
<b>Team Total</b>	<b>.236</b>	<b>4</b>	<b>140</b>	<b>21</b>	<b>33</b>	<b>7</b>	<b>0</b>	<b>7</b>	<b>21</b>	<b>0</b>	<b>0</b>	<b>1</b>	<b>14-0</b>	<b>35</b>	<b>1</b>	<b>2</b>	<b>1</b>	<b>.310</b>	<b>.436</b>

PITCHERS	W	L	ERA	G	GS	CG	SHO	SV	IP	H	R	ER	HR	HB	BB-I	SO	WP	BK
Cruz, J	0	0	0.00	2	0	0	0	0	2.0	1	0	0	0	0	2-1	2	0	0
Davis, W	0	0	0.00	2	0	0	0	0	2.1	1	0	0	0	0	1-0	1	0	0
Gomes, B	0	0	7.71	3	0	0	0	0	2.1	1	2	2	1	0	2-0	3	0	0
Hellickson, J	0	1	6.75	1	1	0	0	0	4.0	4	3	3	3	0	1-0	1	0	0
Howell, J	0	0	---	1	0	0	0	0	0.0	1	0	0	0	0	0-0	0	0	0
McGee, J	0	0	0.00	1	0	0	0	0	0.1	0	0	0	0	1	0-0	0	0	0
Moore, M	1	0	0.90	2	1	0	0	0	10.0	3	1	1	1	1	3-0	8	1	0
Peralta, J	0	0	0.00	3	0	0	0	0	2.1	1	0	0	0	0	2-0	0	0	0
Price, D	0	1	4.05	1	1	0	0	0	6.2	7	3	3	1	0	1-0	3	1	0
Shields, J	0	1	12.60	1	1	0	0	0	5.0	8	7	7	0	2	0-0	6	2	0
<b>Team Total</b>	<b>1</b>	<b>3</b>	<b>4.11</b>	<b>4</b>	<b>4</b>	<b>0</b>	<b>1</b>	<b>0</b>	<b>35.0</b>	<b>27</b>	<b>16</b>	<b>16</b>	<b>6</b>	<b>4</b>	<b>12-1</b>	<b>24</b>	<b>4</b>	<b>0</b>



# 2010 RAYS POSTSEASON REVIEW

## 2010 POSTSEASON

The Rays won the AL East for the second time in three seasons...after the current divisional format was adopted in 1994, the Rays became the first team other than the Yankees to win two AL East titles in a full 162-game season...with 96 wins, the Rays led the AL in wins for the first time and finished 2nd in the majors to the Phillies (97)...in addition, the Rays became:

- ♦ The first team in major league history to endure 10 straight losing seasons, then make the postseason in two of the next three seasons.
- ♦ The first team to average 90-plus wins over three consecutive seasons after 10 straight losing seasons.
- ♦ The fourth team to average 90-plus wins over three seasons after averaging 90-plus losses the three previous seasons, joining the 1996-2001 Athletics, 1975-80 Brewers and 1988-93 Braves.

### ALDS vs. TEXAS

RANGERS WIN 3-2

DATE	SCORE	WINNER	LOSER	ATT
10/6	L, 1-5	Lee	Price	35,474
10/7	L, 0-6	Wilson	Shields	35,535
10/9	W, 6-3	Benoit	Oliver	51,746
10/10	W, 5-2	Davis	Hunter	49,218
10/12	L, 1-5	Lee	Price	41,845

BOLD INDICATES HOME GAME



DAVID PRICE

SKIP MILLOS / TAMPA BAY RAYS

## RANGERS DEFEAT RAYS IN ALDS

For the first time in major league history, the road team won every game of a postseason series...the Rays became the first team in major league history to lose three home games in any 5-game postseason series...it was the first ALDS to reach 5 games in five years—since the Angels won at home over the Yankees in 2005.

- ♦ The Rays became the third team to force a Game 5 in a best-of-five series after losing the first 2 games of the series at home...the 1981 Brewers (vs. New York) and 2001 Yankees (vs. Oakland) did it before them...a Division Series was necessary in 1981 due to the split season.
- ♦ The Rays became the 11th team to force a Game 5 in a 5-game series after losing the first 2 games (home or road)...the Rays were the first team since the 1981 Brewers to force a Game 5 after an 0-2 start and lose Game 5.

## DAVID PRICE AND CLIFF LEE

Price had 14 SO and 0 BB in the series, and Lee had 21 SO and 0 BB...no pitchers in baseball history have totaled more strikeouts without allowing a walk in a postseason series than Lee and Price...ATL Kevin Millwood (2002 NLDS) and CLE Andrew Miller (2016 ALCS) have since tied Price's mark.

## POSTSEASON ROSTER

### Manager & Coaches

- 70 Joe Maddon (Manager)
- 46 Stan Boroski (Asst. Pitching)
- 6 Tom Foley (3B)
- 25 George Hendrick (1B)
- 48 Jim Hickey (Pitching)
- 4 Dave Martinez (Bench)
- 7 Bobby Ramos (Bullpen)
- 17 Derek Shelton (Hitting)
- 62 Don Zimmer (Sr. Advisor)

### Pitchers

- 50 Grant Balfour (R)
- 53 Joaquin Benoit (R)
- 36 Randy Choate (L)
- 40 Wade Davis (R)
- 22 Matt Garza (R)
- 34 Jeff Niemann (R)
- 14 David Price (L)
- 55 Chad Qualls (R)
- 33 James Shields (R)
- 29 Rafael Soriano (R)
- 35 Dan Wheeler (R)

### Catchers

- 28 John Jaso
- 10 Kelly Shoppach

### Infielders

- 16 Willy Aybar<sup>[1]</sup>
- 8 Jason Bartlett
- 15 Reid Brignac
- 24 Dan Johnson
- 3 Evan Longoria
- 23 Carlos Peña
- 1 Sean Rodriguez

### Outfielders

- 5 Rocco Baldelli
- 13 Carl Crawford
- 27 Desmond Jennings
- 20 Matt Joyce
- 2 B.J. Upton
- 18 Ben Zobrist

### Field Staff

- Ron Porterfield (Head Athletic Trainer)
- Paul Harker (Asst. Athletic Trainer)
- Nick Paparesta (Asst. Athletic Trainer)
- Kevin Barr (Strength & Cond. Coord.)
- Chris Fernandez (Video Coord.)
- 77 Scott Cursi (Bullpen Catcher)

[1] REPLACED INJURED ROCCO BALDELLI ON ALDS ROSTER PRIOR TO GAME 2



- ◆ Price lost to Lee twice at home in the series, posting a 4.97 ERA (12.2-IP, 7-ER)...he went 9-2 with a 1.96 ERA (114.2-IP, 25-ER) at home during the regular season...prior to the series, he was 4-0 with a 1.79 ERA (45.1-IP, 9-ER) in 7 starts vs. former Cy Young Award winners, and the Rays won all 7 games.
- ◆ At the time, Lee set an ALDS record with 21 SO and tied SD Kevin Brown in 1998 for the overall LDS record...this record is now held by HOU Gerrit Cole (25) in 2019...Rangers pitching set a Division Series record at the time with 55 SO, topping the 1998 Padres (49 SO vs. HOU)...Cleveland in 2001 (48 vs. SEA) held the previous ALDS record...the Rangers staff posted a 2.40 ERA (45-IP, 12-ER), including a 1.15 ERA (31.1-IP, 4-ER) by Rangers starters.

## ODDS AND ENDS

- ◆ The battery of Wade Davis and John Jaso in Game 4 marked the first time in 63 years a team started a rookie pitcher and a rookie catcher in a postseason win...in Game 7 of the 1947 World Series, the Yankees defeated the Brooklyn Dodgers, 5-2, with a battery of Spec Shea and Yogi Berra.
- ◆ Carlos Peña became the first player in history with a single, double, triple and home run in four consecutive postseason at-bats (last 2 AB of Game 3 and first 2 AB of Game 4).

## 2010 RAYS POSTSEASON STATISTICS

BATTERS	AVG	G	AB	R	H	2B	3B	HR	RBI	SH	SF	HBP	BB-I	SO	SB	CS	GDP	OBP	SLG
Aybar, W	.167	3	6	0	1	1	0	0	0	0	0	0	0-0	2	0	0	0	.167	.333
Baldelli, R	.000	1	3	0	0	0	0	0	0	0	0	0	0-0	2	0	0	0	.000	.000
Bartlett, J	.400	5	15	0	6	1	0	0	0	0	0	1	1-0	1	0	0	0	.471	.467
Brignac, R	.000	2	3	0	0	0	0	0	0	0	0	0	0-0	3	0	0	0	.000	.000
Crawford, C	.143	5	21	1	3	0	0	1	1	0	0	0	0-0	4	1	0	1	.143	.286
Jaso, J	.300	3	10	0	3	0	0	0	1	0	0	0	1-0	2	0	0	0	.364	.300
Jennings, D	.000	2	2	1	0	0	0	0	0	0	0	0	0-0	1	0	0	0	.000	.000
Johnson, D	.222	5	9	1	2	1	0	0	0	0	0	0	3-0	4	0	0	1	.417	.333
Joyce, M	.222	4	9	0	2	0	0	0	0	0	0	0	0-0	4	1	0	0	.222	.222
Longoria, E	.200	5	20	2	4	2	0	1	2	0	0	0	1-0	4	0	0	0	.238	.450
Pena, C	.286	4	14	4	4	1	1	1	4	0	0	0	3-0	7	0	0	0	.412	.714
Rodríguez, S	.200	4	10	2	2	0	0	0	0	0	0	0	0-0	5	0	0	0	.200	.200
Shoppach, K	.000	3	9	0	0	0	0	0	0	0	0	0	1-0	3	0	0	0	.100	.000
Upton, B	.190	5	21	0	4	2	0	0	2	0	0	0	0-0	7	2	0	0	.190	.286
Zobrist, B	.300	5	20	2	6	2	0	1	2	0	0	0	2-0	6	0	0	0	.364	.550
<b>Team Total</b>	<b>.215</b>	<b>5</b>	<b>172</b>	<b>13</b>	<b>37</b>	<b>10</b>	<b>1</b>	<b>4</b>	<b>12</b>	<b>0</b>	<b>0</b>	<b>1</b>	<b>12-0</b>	<b>55</b>	<b>4</b>	<b>0</b>	<b>2</b>	<b>.270</b>	<b>.355</b>

PITCHERS	W	L	ERA	G	GS	CG	SHO	SV	IP	H	R	ER	HR	HB	BB-I	SO	WP	BK
Balfour, G	0	0	0.00	3	0	0	0	0	3.2	2	0	0	0	0	0-0	1	0	0
Benoit, J	1	0	0.00	3	0	0	0	0	3.2	0	0	0	0	0	0-0	3	0	0
Choate, R	0	0	0.00	3	0	0	0	0	1.0	0	0	0	0	0	0-0	0	0	0
Davis, W	1	0	3.60	1	1	0	0	0	5.0	7	2	2	1	0	3-0	7	0	0
Garza, M	0	0	1.50	1	1	0	0	0	6.0	5	2	1	1	0	2-0	4	0	0
Niemann, J	0	0	0.00	1	0	0	0	0	3.0	1	0	0	0	0	1-0	4	0	0
Price, D	0	2	4.97	2	2	0	0	0	12.2	17	8	7	2	0	0-0	14	0	0
Qualls, C	0	0	10.80	2	0	0	0	0	1.2	4	2	2	1	0	0-0	0	0	0
Shields, J	0	1	8.31	1	1	0	0	0	4.1	4	4	4	1	2	0-0	2	0	0
Soriano, R	0	0	9.00	3	0	0	0	1	3.0	4	3	3	2	0	0-0	1	0	0
Wheeler, D	0	0	0.00	1	0	0	0	0	1.0	0	0	0	0	0	0-0	2	0	0
<b>Team Total</b>	<b>2</b>	<b>3</b>	<b>3.80</b>	<b>5</b>	<b>5</b>	<b>0</b>	<b>0</b>	<b>1</b>	<b>45.0</b>	<b>44</b>	<b>21</b>	<b>19</b>	<b>8</b>	<b>2</b>	<b>6-0</b>	<b>38</b>	<b>0</b>	<b>0</b>



# 2008 RAYS POSTSEASON REVIEW

## 2008 POSTSEASON

Only one team in major league history lost more games than the Rays (96) the year before going to the World Series: the 1991 Braves, who were 65-97...the Rays were the second team in major league history and the fifth team in the four major sports to advance to its league's championship series the year after having the worst record in the league...the others to do that: 1991 Braves, 1958-59 Minneapolis Lakers, 1958-59 Toronto Maple Leafs and 1949-50 New York Rangers.

## RAYS SET A.L. POSTSEASON HOMER MARK

The Rays hit 26 HR in the postseason, an AL record at the time...the previous record was 24, by the Angels in 2002...that mark remained one shy of the major league record until the 2020 postseason, when the Rays hit 34 HR and the Dodgers hit 30 HR...ten different players hit a post-season homer for the Rays.

- ♦ The Rays hit 16 HR in the ALCS, most in LCS history, ahead of the Astros (14) in 2004...this has since been tied by the 2020 Dodgers... they belted 13 HR from Games 2-5, most home runs over a 4-game stretch in postseason history...the Yankees tied this mark in the 2020 postseason.
- ♦ B.J. Upton's 7 HR in the postseason fell 1 HR shy of the major league record for a single postseason at the time (8, SF Barry Bonds in 2002, HOU Carlos Beltran in 2004)...four of his 7 HR came in the ALCS, tying the LCS record at the time...he became the first player to hit 5 HR (or more) in the postseason after hitting 10 HR (or fewer) during the regular season.
- ♦ Evan Longoria's 6 HR were a major league rookie record for a single postseason, until TB Randy Arozarena (10) broke it in 2020...the previous record was

### ALDS vs. CHICAGO

#### RAYS WIN 3-1

DATE	SCORE	WINNER	LOSER	ATT
10/2	W, 6-4	Shields	Vazquez	35,041
10/3	W, 6-2	Kazmir	Buehrle	35,257
10/5	L, 3-5	Danks	Garza	40,142
10/6	W, 6-2	Sonnanstine	Floyd	40,454

### ALCS vs. BOSTON

#### RAYS WIN 4-3

DATE	SCORE	WINNER	LOSER	ATT
10/10	L, 0-2	Matsuzaka	Shields	35,001
10/11	W, 9-8 (11)	Price	Timlin	34,904
10/13	W, 9-1	Garza	Lester	38,031
10/14	W, 13-4	Sonnanstine	Wakefield	38,133
10/16	L, 7-8	Masterson	Howell	38,437
10/18	L, 2-4	Beckett	Shields	40,947
10/19	W, 3-1	Garza	Lester	40,473

### WORLD SERIES vs. PHILADELPHIA

#### PHILLIES WIN 4-1

DATE	SCORE	WINNER	LOSER	ATT
10/22	L, 2-3	Hamels	Kazmir	40,783
10/23	W, 4-2	Shields	Myers	40,843
10/25	L, 4-5	Romero	Howell	45,900
10/26	L, 2-10	Blanton	Sonnanstine	45,903
10/27	L, 3-4	Romero	Howell	45,940

BOLD INDICATES HOME GAME



MATT GARZA

SKIP MILOS / TAMPA BAY RAYS

## POSTSEASON ROSTER

### Manager & Coaches

- 70 Joe Maddon (Manager)
- 17 Brian Anderson (Asst. Pitching)
- 72 Tim Bogar (Quality Assurance)
- 6 Tom Foley (3B)
- 55 Steve Henderson (Hitting)
- 25 George Hendrick (1B)
- 48 Jim Hickey (Pitching)
- 4 Dave Martinez (Bench)
- 7 Bobby Ramos (Bullpen)
- 61 Don Zimmer (Sr. Advisor)

### Pitchers

- 50 Grant Balfour (R)
- 53 Chad Bradford (R)
- 22 Matt Garza (R)
- 39 J.P. Howell (L)
- 36 Edwin Jackson (R)<sup>[2]</sup>
- 19 Scott Kazmir (L)
- 57 Trevor Miller (L)
- 14 David Price (L)
- 33 James Shields (R)
- 21 Andy Sonnanstine (R)
- 35 Dan Wheeler (R)

### Catchers

- 41 Michel Hernández
- 30 Dioner Navarro

### Infielders

- 16 Willy Aybar
- 8 Jason Bartlett
- 1 Akinori Iwamura
- 3 Evan Longoria
- 23 Carlos Peña
- 18 Ben Zobrist

### Outfielders

- 5 Rocco Baldelli
- 13 Carl Crawford
- 26 Gabe Gross
- 32 Eric Hinske<sup>[1]</sup>
- 38 Fernando Perez
- 2 B.J. Upton

### Designated Hitter

- 15 Cliff Floyd

### Field Staff

- Ron Porterfield (Head Athletic Trainer)
- Paul Harker (Asst. Athletic Trainer)
- Mark Vinson (Asst. Athletic Trainer)
- Kevin Barr (Strength & Cond. Coord.)
- Chris Fernandez (Video Coord.)
- 77 Scott Cursi (Bullpen Catcher)

[1] ALDS, WS ROSTER ONLY; REPLACED INJURED CLIFF FLOYD ON WS ROSTER PRIOR TO GAME 4  
[2] ALCS, WS ROSTER ONLY



4 HR, by FLA Miguel Cabrera in 2003...four of his 6 HR came in the ALCS, tying the LCS record at the time...all 4 HR in the ALCS came in consecutive games (Games 2-5), which remains tied for a LCS record...he turned 23 on Oct 7, the youngest player in major league history to hit 6 HR (or more) in a single postseason.

## RAYS SET POSTSEASON STEAL MARK

The Rays recorded 24 SB in the postseason, which remains a major league record ahead of the 1992 Braves (20) and 1975 Reds (20)...the Rays were caught just three times in 16 games.

## ALCS MVP MATT GARZA

Matt Garza went 2-0 with a 1.38 ERA (13-IP, 8-H, 2-ER, 6-BB, 14-SO) in the ALCS...he won Game 3

and Game 7 for the Rays...it was the 11th time that a pitcher won ALCS MVP honors (10th different pitcher)...at 24, Garza became the youngest pitcher to ever win ALCS MVP honors, passing Mike Boddicker (26) of the 1983 Orioles.

## DAVID PRICE

The 23-year-old top overall selection of the 2007 Amateur Draft became the quickest No. 1 overall pick to play in the World Series...he earned his first win at the major league level in Game 2 of the ALCS vs. BOS and recorded the final 4 outs in Game 7 for his first career save...at the time, he was the third rookie pitcher to record a win and a save in the same postseason series.

## 2008 RAYS POSTSEASON STATISTICS

BATTERS	AVG	G	AB	R	H	2B	3B	HR	RBI	SH	SF	HBP	BB-I	SO	SB	CS	GDP	OBP	SLG
Aybar, W	.353	14	34	5	12	2	0	2	7	1	1	0	1-0	6	0	0	0	.361	.588
Baldelli, R	.200	8	20	4	4	0	0	2	6	0	0	0	3-0	5	0	0	0	.304	.500
Bartlett, J	.235	16	51	8	12	1	1	1	3	1	0	2	4-0	10	2	0	2	.316	.353
Crawford, C	.290	16	62	9	18	3	1	2	8	0	0	1	3-0	10	7	0	0	.333	.468
Floyd, C	.222	7	18	3	4	1	0	1	2	0	0	0	0-0	7	0	0	0	.222	.444
Garza, M	.000	1	2	0	0	0	0	0	0	0	0	0	0-0	0	0	0	0	.000	.000
Gross, G	.053	10	19	0	1	0	0	0	2	0	1	0	3-0	7	2	0	1	.174	.053
Hinske, E	.500	2	2	1	1	0	0	1	1	0	0	0	0-0	1	0	0	0	.500	2.000
Iwamura, A	.273	16	66	8	18	4	1	1	5	0	0	0	7-1	12	2	0	0	.342	.409
Kazmir, S	.000	1	2	0	0	0	0	0	0	0	0	0	0-0	2	0	0	0	.000	.000
Longoria, E	.194	16	62	10	12	3	0	6	13	0	0	0	5-0	20	1	0	3	.254	.532
Navarro, D	.293	16	58	4	17	4	0	0	5	0	0	0	4-0	11	0	1	2	.339	.362
Pena, C	.264	15	53	9	14	2	0	3	10	0	0	0	10-2	17	3	2	1	.381	.472
Perez, F	.111	5	9	2	1	0	0	0	0	0	0	0	0-0	2	1	0	0	.111	.111
Sonnanstine, A	1.000	1	1	0	1	0	0	0	0	0	0	0	0-0	0	0	0	0	1.000	1.000
Upton, B	.288	16	66	16	19	1	1	7	16	0	1	0	5-1	16	6	0	4	.333	.652
Zobrist, B	.091	7	11	0	1	0	0	0	0	0	0	0	2-0	0	0	0	0	.231	.091
<b>Team Total</b>	<b>.252</b>	<b>16</b>	<b>536</b>	<b>79</b>	<b>135</b>	<b>21</b>	<b>4</b>	<b>26</b>	<b>78</b>	<b>3</b>	<b>3</b>	<b>3</b>	<b>47-4</b>	<b>126</b>	<b>24</b>	<b>3</b>	<b>13</b>	<b>.314</b>	<b>.451</b>

PITCHERS	W	L	ERA	G	GS	CG	SHO	SV	IP	H	R	ER	HR	HB	BB-I	SO	WP	BK
Balfour, G	0	0	6.23	10	0	0	0	0	8.2	11	6	6	2	1	8-3	7	1	0
Bradford, C	0	0	1.13	7	0	0	0	0	8.0	6	1	1	0	0	3-1	3	0	0
Garza, M	2	1	3.96	4	4	0	0	0	25.0	21	11	11	4	1	12-0	25	2	0
Howell, J	0	3	3.00	12	0	0	0	0	12.0	9	4	4	0	2	4-1	17	1	0
Jackson, E	0	0	2.08	3	0	0	0	0	4.1	2	1	1	1	0	3-1	5	0	0
Kazmir, S	1	1	4.21	5	5	0	0	0	25.2	26	12	12	4	3	18-0	22	1	0
Miller, T	0	0	10.80	6	0	0	0	0	1.2	2	2	2	1	0	3-0	2	0	0
Price, D	1	0	1.59	5	0	0	0	1	5.2	2	2	1	1	0	4-0	8	0	0
Shields, J	2	2	2.88	4	4	0	0	0	25.0	28	9	8	3	1	8-0	17	1	0
Sonnanstine, A	2	1	4.24	3	3	0	0	0	17.0	15	11	8	4	0	5-0	8	0	0
Wheeler, D	0	0	6.23	7	0	0	0	1	8.2	9	6	6	3	0	4-0	9	1	0
<b>Team Total</b>	<b>8</b>	<b>8</b>	<b>3.81</b>	<b>16</b>	<b>16</b>	<b>0</b>	<b>0</b>	<b>2</b>	<b>141.2</b>	<b>131</b>	<b>65</b>	<b>60</b>	<b>23</b>	<b>8</b>	<b>72-6</b>	<b>123</b>	<b>7</b>	<b>0</b>





# RAYS OPPONENTS



JIM MCISAAC / GETTY IMAGES



# AMERICAN LEAGUE OPPONENTS



**BALTIMORE  
ORIOLES**  
A.L. EAST

## SERIES FACTS

Last TB 3-Game Sweep, at TB	4/8/22-4/10/22
Last TB 4-Game Sweep, at TB	8/16/21-8/19/21
Last TB 3-Game Sweep, at BAL	8/27/21-8/29/21
Last TB 4-Game Sweep, at BAL	9/22/08-9/24/08
Last BAL 3-Game Sweep, at TB	5/6/14-5/8/14
Last BAL 4-Game Sweep, at TB	N/A
Last BAL 3-Game Sweep, at BAL	7/31/20-8/2/20
Last BAL 4-Game Sweep, at BAL	6/24/16-6/26/16
Largest Crowd at TB	42,486; 5/9/98
Largest Crowd at BAL	47,628; 5/17/98
Most Runs Scored vs. BAL	17, 9/5/07 at TB
Most Runs Allowed vs. BAL	17, 2x-last 5/13/18 at BAL
Largest Margin of Victory	15 (17-2), 9/5/07 at TB
Largest Margin of Defeat	16, 2x-last (1-17), 5/13/18 at BAL
Longest Winning Streak	15, 7/20/21-4/10/22
Longest Losing Streak	8, 4/18/07-8/3/07

## ALL-TIME RESULTS

YEAR	OVERALL	HOME	ROAD
1998	7-5	2-4	5-1
1999	7-5	4-2	3-3
2000	5-8	4-3	1-5
2001	9-10	4-5	5-5
2002	9-10	5-5	4-5
2003	11-8	7-2	4-6
2004	8-11	4-6	4-5
2005	6-12	4-5	2-7
2006	6-13	4-6	2-7
2007	7-11	4-5	3-6
2008	15-3	8-1	7-2
2009	10-8	6-3	4-5
2010	11-7	5-4	6-3
2011	9-9	3-6	6-3
2012	8-10	5-4	3-6
2013	13-6	7-3	6-3
2014	7-12	3-6	4-6
2015	9-10	5-8	4-2
2016	6-13	4-5	2-8
2017	11-8	6-3	5-5
2018	11-8	7-2	4-6
2019	12-7	6-3	6-4
2020	6-4	2-0	4-4
2021	18-1	9-1	9-0
2022	10-9	7-2	3-7
<b>Totals</b>	<b>231-208</b>	<b>125-94</b>	<b>106-114</b>



**BOSTON  
RED SOX**  
A.L. EAST

## SERIES FACTS

Last TB 3-Game Sweep, at TB	9/5/22-9/7/22
Last TB 4-Game Sweep, at TB	7/11/22-7/14/22
Last TB 3-Game Sweep, at BOS	7/30/19-8/1/19
Last TB 4-Game Sweep, at BOS	8/10/20-8/13/20
Last BOS 3-Game Sweep, at TB	4/19/19-4/21/19
Last BOS 4-Game Sweep, at TB	9/9/02-9/12/02
Last BOS 3-Game Sweep, at BOS	10/3/22-10/5/22
Last BOS 4-Game Sweep, at BOS	5/25/06-5/28/06
Largest Crowd at TB	41,169; 6/20/98
Largest Crowd at BOS	38,525; 8/16/11
Most Runs Scored vs. BOS	17, 8/13/20 at BOS
Most Runs Allowed vs. BOS	22, 7/23/02 at BOS
Largest Margin of Victory	13 (13-0), 4/30/09 at TB
Largest Margin of Defeat	18 (4-22), 7/23/02 at BOS
Longest Winning Streak	6, 4x-last 7/5/22-7/14/22
Longest Losing Streak	11, 4/6/01-6/26/01

## ALL-TIME RESULTS

YEAR	OVERALL	HOME	ROAD
1998	3-9	2-4	1-5
1999	9-4	4-3	5-1
2000	6-6	4-2	2-4
2001	5-14	2-7	3-7
2002	3-16	0-10	3-6
2003	7-12	5-5	2-7
2004	5-14	3-6	2-8
2005	6-13	5-4	1-9
2006	9-10	7-3	2-7
2007	5-13	3-6	2-7
2008	10-8	8-1	2-7
2009	9-9	6-3	3-6
2010	11-7	5-4	6-3
2011	12-6	5-4	7-2
2012	9-9	4-5	5-4
2013	7-12	3-6	4-6
2014	10-9	7-3	3-6
2015	10-9	4-5	6-4
2016	7-12	4-6	3-6
2017	8-11	4-5	4-6
2018	8-11	5-5	3-6
2019	12-7	4-6	8-1
2020	7-3	3-3	4-0
2021	11-8	7-3	4-5
2022	12-7	9-1	3-6
<b>Totals</b>	<b>201-239</b>	<b>113-110</b>	<b>88-129</b>





**CHICAGO  
WHITE SOX**  
A.L. CENTRAL

### SERIES FACTS

Last TB 3-Game Sweep, at TB	6/12/15-6/14/15
Last TB 4-Game Sweep, at TB	7/26/10-7/29/10
Last TB 3-Game Sweep, at CHW	4/8/19-4/10/19
Last TB 4-Game Sweep, at CHW	N/A
Last CHW 3-Game Sweep, at TB	8/3/18-8/5/18
Last CHW 4-Game Sweep, at TB	6/25/07-6/28/07
Last CHW 3-Game Sweep, at CHW	7/4/05-7/6/05
Last CHW 4-Game Sweep, at CHW	N/A
Largest Crowd at TB	36,599; 4/4/98
Largest Crowd at CHW	39,024; 7/20/09
Most Runs Scored vs. CHW	12, 2x-last 4/21/10 at CHW
Most Runs Allowed vs. CHW	13, 2x-last 9/27/16 at CHW
Largest Margin of Victory	12 (12-0), 4/21/10 at CHW
Largest Margin of Defeat	10 (2-12), 4/19/09 at TB
Longest Winning Streak	5, 3x-last 6/12/15-8/4/15
Longest Losing Streak	6, 6/25/07-4/18/08

### ALL-TIME RESULTS

YEAR	OVERALL	HOME	ROAD
1998	6-5	3-3	3-2
1999	4-6	2-2	2-4
2000	4-6	2-4	2-2
2001	2-5	1-2	1-3
2002	3-4	2-2	1-2
2003	3-3	2-1	1-2
2004	2-4	1-2	1-2
2005	2-4	2-1	0-3
2006	3-3	2-1	1-2
2007	1-6	0-4	1-2
2008	6-4	4-3	2-1
2009	2-6	1-3	1-3
2010	4-3	2-2	2-1
2011	4-4	3-1	1-3
2012	3-4	0-3	3-1
2013	5-2	3-0	2-2
2014	2-5	1-2	1-3
2015	5-1	3-0	2-1
2016	3-4	2-1	1-3
2017	3-3	2-1	1-2
2018	2-4	0-3	2-1
2019	4-2	1-2	3-0
2021	3-3	2-1	1-2
2022	2-4	1-2	1-2
<b>Totals</b>	<b>78-95</b>	<b>42-46</b>	<b>36-49</b>



**CLEVELAND  
GUARDIANS**  
A.L. CENTRAL

### SERIES FACTS

Last TB 3-Game Sweep, at TB	7/5/21-7/7/21
Last TB 4-Game Sweep, at TB	N/A
Last TB 3-Game Sweep, at CLE	8/12/05-8/14/05
Last TB 4-Game Sweep, at CLE	N/A
Last CLE 3-Game Sweep, at TB	8/22/03-8/24/03
Last CLE 4-Game Sweep, at TB	6/29/15-7/2/15
Last CLE 3-Game Sweep, at CLE	6/20/16-6/22/16
Last CLE 4-Game Sweep, at CLE	5/25/09-5/28/09
Largest Crowd at TB	40,329; 4/7/00
Largest Crowd at CLE	43,303; 8/27/99
Most Runs Scored vs. CLE	13, 8/24/05 at TB
Most Runs Allowed vs. CLE	20, 5/7/99 at CLE
Largest Margin of Victory	10 (13-3), 8/24/05 at TB
Largest Margin of Defeat	13, 2x-last (0-13), 4/7/13 at TB
Longest Winning Streak	11, 5/25/19-7/24/21
Longest Losing Streak	7, 2x-last 4/22/07-8/18/07

### ALL-TIME RESULTS

YEAR	OVERALL	HOME	ROAD
1998	3-7	3-2	0-5
1999	4-5	2-1	2-4
2000	2-8	1-5	1-3
2001	1-5	0-3	1-2
2002	2-4	1-2	1-2
2003	2-5	0-3	2-2
2004	3-3	3-0	0-3
2005	6-4	1-3	5-1
2006	1-6	1-2	0-4
2007	2-8	2-4	0-4
2008	2-5	2-1	0-4
2009	3-5	3-1	0-4
2010	7-2	5-1	2-1
2011	4-2	2-1	2-1
2012	4-4	2-2	2-2
2013	4-2	2-1	2-1
2014	2-4	1-2	1-2
2015	2-5	0-4	2-1
2016	1-5	1-2	0-3
2017	3-4	1-3	2-1
2018	4-2	2-1	2-1
2019	6-1	3-0	3-1
2021	6-1	3-0	3-1
2022	2-4	1-2	1-2
<b>Totals</b>	<b>76-101</b>	<b>42-46</b>	<b>34-55</b>





**DETROIT  
TIGERS**  
A.L. CENTRAL

## SERIES FACTS

Last TB 3-Game Sweep, at TB	7/9/18-7/11/18
Last TB 4-Game Sweep, at TB	7/26/10-7/29/10
Last TB 3-Game Sweep, at DET	N/A
Last TB 4-Game Sweep, at DET	N/A
Last DET 3-Game Sweep, at TB	9/4/09-9/6/09
Last DET 4-Game Sweep, at TB	6/30/16-7/3/16
Last DET 3-Game Sweep, at DET	N/A
Last DET 4-Game Sweep, at DET	N/A
Largest Crowd at TB	45,369; 3/31/98
Largest Crowd at DET	45,768; 4/7/98
Most Runs Scored vs. DET	14, 5/3/99 at TB
Most Runs Allowed vs. DET	18, 5/18/01 at TB
Largest Margin of Victory	8, 7x-last (9-1), 6/18/17 at DET
Largest Margin of Defeat	16 (2-18), 5/18/01 at TB
Longest Winning Streak	6, 7/26/10-8/10/10
Longest Losing Streak	6, 2x-last 5/21/16-7/3/16

## ALL-TIME RESULTS

YEAR	OVERALL	HOME	ROAD
1998	6-5	3-3	3-2
1999	5-4	3-3	2-1
2000	5-4	1-2	4-2
2001	2-4	1-2	1-2
2002	4-2	3-0	1-2
2003	4-2	2-1	2-1
2004	3-3	1-2	2-1
2005	2-5	1-3	1-2
2006	3-5	2-2	1-3
2007	4-3	2-1	2-2
2008	4-3	3-0	1-3
2009	2-5	0-3	2-2
2010	6-1	4-0	2-1
2011	1-6	1-3	0-3
2012	2-5	1-3	1-2
2013	3-3	2-1	1-2
2014	4-3	1-2	3-1
2015	3-3	2-1	1-2
2016	1-6	0-4	1-2
2017	5-2	3-0	2-2
2018	4-2	3-0	1-2
2019	4-2	2-1	2-1
2021	3-4	2-2	1-2
2022	5-2	2-1	3-1
<b>Totals</b>	<b>85-84</b>	<b>45-40</b>	<b>40-44</b>



**HOUSTON  
ASTROS**  
A.L. WEST

## SERIES FACTS

Last TB 3-Game Sweep, at TB	7/10/15-7/12/15
Last TB 4-Game Sweep, at TB	N/A
Last TB 3-Game Sweep, at HOU	6/24/11-6/26/11
Last TB 4-Game Sweep, at HOU	N/A
Last HOU 3-Game Sweep, at TB	9/19/22-9/21/22
Last HOU 4-Game Sweep, at TB	N/A
Last HOU 3-Game Sweep, at HOU	6/6/03-6/8/03
Last HOU 4-Game Sweep, at HOU	N/A
Largest Crowd at TB	29,953; 6/21/08
Largest Crowd at HOU	43,409; 6/20/18
Most Runs Scored vs. HOU	14, 6/26/11 at HOU
Most Runs Allowed vs. HOU	15, 8/27/19 at HOU
Largest Margin of Victory	12 (12-0), 7/1/13 at HOU
Largest Margin of Defeat	14 (1-15), 8/27/19 at HOU
Longest Winning Streak	7, 5/22/10-7/2/13
Longest Losing Streak	4, 2x-last 9/30/21-9/21/22

## ALL-TIME RESULTS

YEAR	OVERALL	HOME	ROAD
2003	0-3	0-0	0-3
2008	1-2	1-2	0-0
2010	2-1	0-0	2-1
2011	3-0	0-0	3-0
2013	5-2	2-1	3-1
2014	5-2	3-1	2-1
2015	5-2	3-0	2-2
2016	3-3	2-1	1-2
2017	4-3	1-2	3-1
2018	4-3	3-1	1-2
2019	4-3	3-1	1-2
2021	2-4	1-2	1-2
2022	1-5	0-3	1-2
<b>Totals</b>	<b>39-33</b>	<b>19-14</b>	<b>20-19</b>





**KANSAS CITY  
ROYALS**  
A.L. CENTRAL

## SERIES FACTS

Last TB 3-Game Sweep, at TB	6/2/09-6/4/09
Last TB 4-Game Sweep, at TB	8/20/18-8/23/18
Last TB 3-Game Sweep, at KC	5/14/18-5/16/18
Last TB 4-Game Sweep, at KC	7/27/00-7/30/00
Last KC 3-Game Sweep, at TB	8/21/98-8/23/98
Last KC 4-Game Sweep, at TB	N/A
Last KC 3-Game Sweep, at KC	5/30/16-6/1/16
Last KC 4-Game Sweep, at KC	7/7/15-7/9/15
Largest Crowd at TB	36,973; 8/1/09
Largest Crowd at KC	38,709; 8/2/03
Most Runs Scored vs. KC	14, 4/20/21 at KC
Most Runs Allowed vs. KC	12, 7/8/07 at KC
Largest Margin of Victory	12, 2x-last (12-0), 8/28/17 at KC
Largest Margin of Defeat	10, 2x-last (1-11), 8/26/13 at KC
Longest Winning Streak	10, 8/30/17-4/23/19
Longest Losing Streak	7, 7/9/14-8/29/15

## ALL-TIME RESULTS

YEAR	OVERALL	HOME	ROAD
1998	3-8	0-5	3-3
1999	8-2	5-1	3-1
2000	5-5	1-3	4-2
2001	2-4	2-1	0-3
2002	2-4	1-2	1-2
2003	3-4	2-2	1-2
2004	6-3	4-2	2-1
2005	5-3	4-0	1-3
2006	5-1	3-0	2-1
2007	3-4	2-2	1-2
2008	5-3	3-1	2-2
2009	9-1	6-1	3-0
2010	4-4	2-2	2-2
2011	5-2	4-0	1-2
2012	2-4	2-1	0-3
2013	1-6	1-3	0-3
2014	2-4	1-2	1-2
2015	1-6	1-2	0-4
2016	2-5	2-2	0-3
2017	3-4	1-3	2-1
2018	7-0	4-0	3-0
2019	4-3	2-1	2-2
2021	4-2	2-1	2-1
2022	4-3	3-1	1-2
<b>Totals</b>	<b>95-85</b>	<b>58-38</b>	<b>37-47</b>



**LOS ANGELES  
ANGELS**  
A.L. WEST

## SERIES FACTS

Last TB 3-Game Sweep, at TB	7/31/18-8/2/18
Last TB 4-Game Sweep, at TB	N/A
Last TB 3-Game Sweep, at LAA	5/6/16-5/8/16
Last TB 4-Game Sweep, at LAA	5/3/21-5/6/21
Last LAA 3-Game Sweep, at TB	9/3/02-9/5/02
Last LAA 4-Game Sweep, at TB	N/A
Last LAA 3-Game Sweep, at LAA	8/10/09-8/12/09
Last LAA 4-Game Sweep, at LAA	5/6/04-5/9/04
Largest Crowd at TB	33,395; 4/25/98
Largest Crowd at LAA	44,125; 7/15/06
Most Runs Scored vs. LAA	13, 2x-last 6/26/21 at TB
Most Runs Allowed vs. LAA	15, 7/26/06 at TB
Largest Margin of Victory	10, 3x-last (11-1), 8/23/22 at TB
Largest Margin of Defeat	12 (0-12), 5/10/22 at LAA
Longest Winning Streak	6, 3x-last 5/3/21-6/26/21
Longest Losing Streak	6, 6/6/06-7/24/06

## ALL-TIME RESULTS

YEAR	OVERALL	HOME	ROAD
1998	5-6	1-4	4-2
1999	5-7	3-3	2-4
2000	6-6	4-2	2-4
2001	2-7	1-5	1-2
2002	1-8	0-3	1-5
2003	3-6	2-4	1-2
2004	1-6	1-2	0-4
2005	5-4	3-0	2-4
2006	2-7	2-4	0-3
2007	2-6	2-1	0-5
2008	6-3	5-1	1-2
2009	2-4	2-1	0-3
2010	5-4	1-2	4-2
2011	4-4	1-4	3-0
2012	9-1	3-0	6-1
2013	3-4	1-2	2-2
2014	2-5	1-2	1-3
2015	3-3	1-2	2-1
2016	4-3	1-3	3-0
2017	4-3	2-2	2-1
2018	6-1	3-0	3-1
2019	4-3	2-2	2-1
2021	6-1	2-1	4-0
2022	5-2	4-0	1-2
<b>Totals</b>	<b>95-104</b>	<b>48-50</b>	<b>47-54</b>





**MINNESOTA  
TWINS**  
A.L. CENTRAL

## SERIES FACTS

Last TB 3-Game Sweep, at TB	4/20/18-4/22/18
Last TB 4-Game Sweep, at TB	7/8/13-7/11/13
Last TB 3-Game Sweep, at MIN	7/18/14-7/20/14
Last TB 4-Game Sweep, at MIN	N/A
Last MIN 3-Game Sweep, at TB	5/6/05-5/8/05
Last MIN 4-Game Sweep, at TB	N/A
Last MIN 3-Game Sweep, at MIN	7/1/05-7/3/05
Last MIN 4-Game Sweep, at MIN	7/17/06-7/20/06
Largest Crowd at TB	36,052; 5/30/09
Largest Crowd at MIN	43,830; 4/3/00
Most Runs Scored vs. MIN	19, 7/14/18 at MIN
Most Runs Allowed vs. MIN	16, 6/1/04 at MIN
Largest Margin of Victory	13 (19-6), 7/14/18 at MIN
Largest Margin of Defeat	12, 2x-last (0-12), 8/14/21 at MIN
Longest Winning Streak	11, 4/21/12-9/14/13
Longest Losing Streak	14, 7/21/04-9/5/06

## ALL-TIME RESULTS

YEAR	OVERALL	HOME	ROAD
1998	4-7	2-3	2-4
1999	5-5	2-4	3-1
2000	6-4	3-1	3-3
2001	6-1	4-0	2-1
2002	2-5	2-1	0-4
2003	0-6	0-3	0-3
2004	5-4	2-1	3-3
2005	0-6	0-3	0-3
2006	1-6	1-2	0-4
2007	4-3	2-1	2-2
2008	3-3	2-2	1-1
2009	3-3	2-1	1-2
2010	5-3	2-2	3-1
2011	7-3	3-1	4-2
2012	5-1	2-1	3-0
2013	6-1	4-0	2-1
2014	4-2	1-2	3-0
2015	2-4	1-2	1-2
2016	4-3	1-2	3-1
2017	4-2	2-1	2-1
2018	4-3	3-0	1-3
2019	2-5	1-3	1-2
2021	3-3	2-1	1-2
2022	2-4	1-2	1-2
<b>Totals</b>	<b>87-87</b>	<b>45-39</b>	<b>42-48</b>



**NEW YORK  
YANKEES**  
A.L. EAST

## SERIES FACTS

Last TB 3-Game Sweep, at TB	6/22/18-6/24/18
Last TB 4-Game Sweep, at TB	N/A
Last TB 3-Game Sweep, at NYY	4/16/21-4/18/21
Last TB 4-Game Sweep, at NYY	N/A
Last NYY 3-Game Sweep, at TB	4/17/15-4/19/15
Last NYY 4-Game Sweep, at TB	7/9/98-7/12/98
Last NYY 3-Game Sweep, at NYY	6/17/19-6/19/19
Last NYY 4-Game Sweep, at NYY	9/7/09-9/9/09
Largest Crowd at TB	44,589; 7/11/98
Largest Crowd at NYY	55,771; 4/5/02
Most Runs Scored vs. NYY	19, 7/29/06 at NYY
Most Runs Allowed vs. NYY	21, 7/22/07 at NYY
Largest Margin of Victory	15 (16-1), 4/19/14 at TB
Largest Margin of Defeat	17 (4-21), 7/22/07 at NYY
Longest Winning Streak	7, 9/22/11-4/8/12
Longest Losing Streak	11, 9/17/98-9/24/99

## ALL-TIME RESULTS

YEAR	OVERALL	HOME	ROAD
1998	1-11	1-5	0-6
1999	4-8	1-5	3-3
2000	6-6	4-2	2-4
2001	6-13	5-5	1-8
2002	5-13	3-6	2-7
2003	5-14	2-8	3-6
2004	4-15	4-5	0-10
2005	11-8	5-5	6-3
2006	5-13	3-6	2-7
2007	8-10	4-5	4-5
2008	7-11	4-5	3-6
2009	7-11	4-5	3-6
2010	10-8	5-4	5-4
2011	9-9	6-3	3-6
2012	10-8	7-2	3-6
2013	12-7	5-4	7-3
2014	11-8	5-5	6-3
2015	7-12	4-6	3-6
2016	8-11	5-4	3-7
2017	7-12	5-4	2-8
2018	9-10	6-4	3-6
2019	7-12	5-4	2-8
2020	8-2	3-1	5-1
2021	11-8	4-5	7-3
2022	8-11	5-5	3-6
<b>Totals</b>	<b>186-251</b>	<b>105-113</b>	<b>81-138</b>





**OAKLAND  
ATHLETICS**  
A.L. WEST

### SERIES FACTS

Last TB 3-Game Sweep, at TB	4/19/13-4/21/13
Last TB 4-Game Sweep, at TB	7/24/98-7/27/98
Last TB 3-Game Sweep, at OAK	5/2/22-5/4/22
Last TB 4-Game Sweep, at OAK	N/A
Last OAK 3-Game Sweep, at TB	N/A
Last OAK 4-Game Sweep, at TB	9/10/99-9/13/99
Last OAK 3-Game Sweep, at OAK	8/30/13-9/1/13
Last OAK 4-Game Sweep, at OAK	N/A
Largest Crowd at TB	37,194; 7/26/98
Largest Crowd at OAK	48,099; 8/28/04
Most Runs Scored vs. OAK	14, 2x-last 8/25/07 at TB
Most Runs Allowed vs. OAK	17, 9/15/00 at TB
Largest Margin of Victory	11 (14-3), 8/25/07 at TB
Largest Margin of Defeat	14 (3-17), 9/15/00 at TB
Longest Winning Streak	6, 5/26/98-9/4/98
Longest Losing Streak	7, 2x-last 9/2/01-5/26/02

### ALL-TIME RESULTS

YEAR	OVERALL	HOME	ROAD
1998	6-5	4-2	2-3
1999	1-9	0-4	1-5
2000	2-7	1-4	1-3
2001	2-7	1-2	1-5
2002	1-8	1-5	0-3
2003	3-6	2-1	1-5
2004	2-7	2-4	0-3
2005	5-4	5-1	0-3
2006	3-6	1-2	2-4
2007	6-4	4-3	2-1
2008	6-3	2-1	4-2
2009	4-6	3-4	1-2
2010	5-4	2-0	3-4
2011	2-5	1-2	1-3
2012	4-5	2-4	2-1
2013	3-3	3-0	0-3
2014	2-4	1-2	1-2
2015	4-3	2-2	2-1
2016	2-5	1-2	1-3
2017	5-2	3-1	2-1
2018	5-2	2-1	3-1
2019	3-4	1-2	2-2
2021	3-4	2-2	1-2
2022	4-3	1-3	3-0
<b>Totals</b>	<b>83-116</b>	<b>47-54</b>	<b>36-62</b>



**SEATTLE  
MARINERS**  
A.L. WEST

### SERIES FACTS

Last TB 3-Game Sweep, at TB	8/19/11-8/21/11
Last TB 4-Game Sweep, at TB	4/30/12-5/3/12
Last TB 3-Game Sweep, at SEA	8/9/19-8/11/19
Last TB 4-Game Sweep, at SEA	N/A
Last SEA 3-Game Sweep, at TB	5/25/15-5/27/15
Last SEA 4-Game Sweep, at TB	N/A
Last SEA 3-Game Sweep, at SEA	6/1/18-6/3/18
Last SEA 4-Game Sweep, at SEA	6/17/21-6/20/21
Largest Crowd at TB	40,212; 5/30/98
Largest Crowd at SEA	46,867; 5/24/98
Most Runs Scored vs. SEA	15, 5/30/99 at SEA
Most Runs Allowed vs. SEA	13, 7/13/03 at SEA
Largest Margin of Victory	10, 2x-last (14-4), 5/28/00 at TB
Largest Margin of Defeat	11 (2-13), 7/13/03 at SEA
Longest Winning Streak	9, 7/31/11-7/20/12
Longest Losing Streak	8, 6/20/00-6/3/01

### ALL-TIME RESULTS

YEAR	OVERALL	HOME	ROAD
1998	5-6	2-4	3-2
1999	4-8	2-4	2-4
2000	3-9	1-5	2-4
2001	2-7	1-2	1-5
2002	4-5	2-4	2-1
2003	5-4	2-1	3-3
2004	5-2	2-2	3-0
2005	2-4	1-2	1-2
2006	3-6	2-1	1-5
2007	3-4	1-2	2-2
2008	4-3	1-2	3-1
2009	3-5	1-1	2-4
2010	7-2	4-2	3-0
2011	6-4	3-0	3-4
2012	6-4	5-2	1-2
2013	3-3	2-1	1-2
2014	3-4	1-3	2-1
2015	3-4	0-3	3-1
2016	2-4	2-1	0-3
2017	1-5	1-2	0-3
2018	1-6	1-3	0-3
2019	4-2	1-2	3-0
2021	1-6	1-2	0-4
2022	5-2	2-1	3-1
<b>Totals</b>	<b>85-109</b>	<b>41-52</b>	<b>44-57</b>





**TEXAS  
RANGERS**  
A.L. WEST

## SERIES FACTS

Last TB 3-Game Sweep, at TB	8/16/10-8/18/10
Last TB 4-Game Sweep, at TB	N/A
Last TB 3-Game Sweep, at TEX	9/17/18-9/19/18
Last TB 4-Game Sweep, at TEX	N/A
Last TEX 3-Game Sweep, at TB	7/21/17-7/23/17
Last TEX 4-Game Sweep, at TB	N/A
Last TEX 3-Game Sweep, at TEX	8/14/15-8/16/15
Last TEX 4-Game Sweep, at TEX	N/A
Largest Crowd at TB	37,070; 7/21/01
Largest Crowd at TEX	49,197; 4/28/12
Most Runs Scored vs. TEX	15, 2x-last 7/20/03 at TB
Most Runs Allowed vs. TEX	15, 9/26/09 at TEX
Largest Margin of Victory	13 (15-2), 9/19/99 at TEX
Largest Margin of Defeat	12 (3-15), 9/26/09 at TEX
Longest Winning Streak	4, 3x-last 4/18-9/19/18
Longest Losing Streak	7, 5/19/99-7/25/99

## ALL-TIME RESULTS

YEAR	OVERALL	HOME	ROAD
1998	4-7	3-2	1-5
1999	4-8	0-6	4-2
2000	5-7	3-3	2-4
2001	4-5	3-3	1-2
2002	4-5	1-2	3-3
2003	3-6	3-3	0-3
2004	2-7	1-2	1-5
2005	6-2	4-1	2-1
2006	3-6	3-3	0-3
2007	5-4	3-0	2-4
2008	6-3	2-1	4-2
2009	3-6	2-1	1-5
2010	4-2	3-0	1-2
2011	4-5	3-3	1-2
2012	5-4	2-1	3-3
2013	4-4	2-2	2-2
2014	5-2	2-1	3-1
2015	2-5	2-2	0-3
2016	4-2	2-1	2-1
2017	2-4	0-3	2-1
2018	5-1	2-1	3-0
2019	3-3	2-1	1-2
2021	3-4	1-3	2-1
2022	4-3	2-1	2-2
<b>Totals</b>	<b>94-105</b>	<b>51-46</b>	<b>43-59</b>



**TORONTO  
BLUE JAYS**  
A.L. EAST

## SERIES FACTS

Last TB 3-Game Sweep, at TB	5/27/19-5/29/19
Last TB 4-Game Sweep, at TB	9/5/19-9/8/19
Last TB 3-Game Sweep, at TOR	5/16/16-5/18/16
Last TB 4-Game Sweep, at TOR	5/21/21-5/24/21
Last TOR 3-Game Sweep, at TB	9/2/14-9/4/14
Last TOR 4-Game Sweep, at TB	N/A
Last TOR 3-Game Sweep, at TOR	9/25/15-9/27/15
Last TOR 4-Game Sweep, at TOR	N/A
Largest Crowd at TB	41,546; 4/3/01
Largest Crowd at TOR	48,414; 4/13/15
Most Runs Scored vs. TOR	19, 6/24/04 at TOR
Most Runs Allowed vs. TOR	20, 6/25/02 at TB
Largest Margin of Victory	12, 2x-last (12-0), 8/28/11 at TOR
Largest Margin of Defeat	14 (0-14), 7/1/04 at TB
Longest Winning Streak	6, 5/15/03-8/5/03
Longest Losing Streak	5, 2x-last 7/19/15-10/2/15

## ALL-TIME RESULTS

YEAR	OVERALL	HOME	ROAD
1998	5-7	5-1	0-6
1999	5-8	3-3	2-5
2000	5-7	2-4	3-3
2001	9-10	5-5	4-5
2002	8-11	5-4	3-7
2003	11-8	5-4	6-4
2004	9-9	6-3	3-6
2005	8-11	3-6	5-5
2006	6-12	3-6	3-6
2007	9-9	5-4	4-5
2008	11-7	7-2	4-5
2009	14-4	8-1	6-3
2010	10-8	6-3	4-5
2011	12-6	6-3	6-3
2012	14-4	8-1	6-3
2013	11-8	6-4	5-4
2014	8-11	4-6	4-5
2015	10-9	6-3	4-6
2016	11-8	5-5	6-3
2017	9-10	6-4	3-6
2018	13-6	7-2	6-4
2019	13-6	8-2	5-4
2020	6-4	4-3	2-1
2021	11-8	5-4	6-4
2022	10-9	5-4	5-5
<b>Totals</b>	<b>238-200</b>	<b>133-87</b>	<b>105-113</b>





# NATIONAL LEAGUE OPPONENTS



**ARIZONA  
DIAMONDBACKS**  
N.L. WEST

## ALL-TIME RESULTS

YEAR	OVERALL	HOME	ROAD
2004	3-0	0-0	3-0
2006	3-0	3-0	0-0
2007	1-2	0-0	1-2
2010	1-2	1-2	0-0
2013	1-3	1-1	0-2
2016	2-1	0-0	2-1
2019	2-1	2-1	0-0
<b>Totals</b>	<b>13-9</b>	<b>7-4</b>	<b>6-5</b>



**ATLANTA  
BRAVES**  
N.L. EAST

## ALL-TIME RESULTS

YEAR	OVERALL	HOME	ROAD
1998	0-3	0-3	0-0
1999	0-3	0-0	0-3
2000	1-2	1-2	0-0
2001	2-1	0-0	2-1
2003	1-2	1-2	0-0
2006	1-2	1-2	0-0
2010	1-2	0-0	1-2
2012	1-2	1-2	0-0
2015	3-1	2-0	1-1
2018	1-3	0-2	1-1
2020	2-2	2-0	0-2
2021	2-1	0-0	2-1
<b>Totals</b>	<b>15-24</b>	<b>8-13</b>	<b>7-11</b>



**CHICAGO  
CUBS**  
N.L. CENTRAL

## ALL-TIME RESULTS

YEAR	OVERALL	HOME	ROAD
2003	1-2	0-0	1-2
2008	3-0	3-0	0-0
2014	2-1	0-0	2-1
2017	2-2	1-1	1-1
2022	2-1	0-0	2-1
<b>Totals</b>	<b>10-6</b>	<b>4-1</b>	<b>6-5</b>



**CINCINNATI  
REDS**  
N.L. CENTRAL

## ALL-TIME RESULTS

YEAR	OVERALL	HOME	ROAD
2003	0-3	0-3	0-0
2005	0-3	0-0	0-3
2011	1-2	1-2	0-0
2014	2-1	0-0	2-1
2017	2-1	2-1	0-0
2022	0-3	0-0	0-3
<b>Totals</b>	<b>5-13</b>	<b>3-6</b>	<b>2-7</b>



**COLORADO  
ROCKIES**  
N.L. WEST

## ALL-TIME RESULTS

YEAR	OVERALL	HOME	ROAD
2002	0-3	0-0	0-3
2004	3-0	3-0	0-0
2007	1-2	0-0	1-2
2009	1-2	0-0	1-2
2013	2-1	0-0	2-1
2016	2-1	0-0	2-1
2019	2-1	2-1	0-0
<b>Totals</b>	<b>11-10</b>	<b>5-1</b>	<b>6-9</b>



**LOS ANGELES  
DODGERS**  
N.L. WEST

## ALL-TIME RESULTS

YEAR	OVERALL	HOME	ROAD
2002	1-2	1-2	0-0
2007	2-1	2-1	0-0
2013	0-3	0-0	0-3
2016	2-2	1-1	1-1
2019	2-2	1-1	1-1
<b>Totals</b>	<b>7-10</b>	<b>5-5</b>	<b>2-5</b>





**MIAMI  
MARLINS**  
N.L. EAST

### SERIES FACTS

Last TB 3-Game Sweep, at TB	9/24/21-9/26/21
Last TB 4-Game Sweep, at TB	N/A
Last TB 3-Game Sweep, at MIA	8/28/20-8/30/20
Last TB 4-Game Sweep, at MIA	N/A
Last MIA 3-Game Sweep, at TB	5/18/07-5/20/07
Last MIA 4-Game Sweep, at TB	N/A
Last MIA 3-Game Sweep, at MIA	5/20/05-5/22/05
Last MIA 4-Game Sweep, at MIA	N/A
Largest Crowd at TB	42,823; 6/10/00
Largest Crowd at MIA	31,111; 6/10/12
Most Runs Scored vs. MIA	15, 2x-last 5/22/09 at FLA
Most Runs Allowed vs. MIA	14, 2x-last 6/11/10 at TB
Largest Margin of Victory	13 (15-2), 5/22/09 at FLA
Largest Margin of Defeat	11 (0-11), 6/16/01 at FLA
Longest Winning Streak	9, 7/22/18-9/4/20
Longest Losing Streak	7, 7/4/04-6/26/05

### ALL-TIME RESULTS

YEAR	OVERALL	HOME	ROAD
1998	1-3	1-1	0-2
1999	1-5	0-3	1-2
2000	3-3	2-1	1-2
2001	2-4	2-1	0-3
2002	4-2	2-1	2-1
2003	0-3	0-0	0-3
2004	4-2	2-1	2-1
2005	0-6	0-3	0-3
2006	4-2	3-0	1-2
2007	2-4	0-3	2-1
2008	5-1	2-1	3-0
2009	5-1	3-0	2-1
2010	2-4	1-2	1-2
2011	4-2	3-0	1-2
2012	5-1	2-1	3-0
2013	4-0	2-0	2-0
2014	0-4	0-2	0-2
2015	5-1	3-0	2-1
2016	1-3	0-2	1-1
2017	3-1	1-1	2-0
2018	2-4	1-2	1-2
2019	4-0	2-0	2-0
2020	5-1	2-1	3-0
2021	5-1	3-0	2-1
2022	4-0	2-0	2-0
<b>Totals</b>	<b>75-58</b>	<b>39-26</b>	<b>36-32</b>



**MILWAUKEE  
BREWERS**  
N.L. CENTRAL

### ALL-TIME RESULTS

YEAR	OVERALL	HOME	ROAD
2005	2-1	2-1	0-0
2011	2-1	0-0	2-1
2014	2-1	2-1	0-0
2017	1-2	1-2	0-0
2022	0-4	0-2	0-2
<b>Totals</b>	<b>7-9</b>	<b>5-6</b>	<b>2-3</b>



**NEW YORK  
METS**  
N.L. EAST

### ALL-TIME RESULTS

YEAR	OVERALL	HOME	ROAD
1998	1-2	0-0	1-2
1999	1-2	1-2	0-0
2000	1-2	0-0	1-2
2001	2-1	2-1	0-0
2009	2-1	0-0	2-1
2012	0-3	0-3	0-0
2015	2-1	2-1	0-0
2018	2-1	0-0	2-1
2020	2-1	0-0	2-1
2021	3-0	3-0	0-0
<b>Totals</b>	<b>16-14</b>	<b>8-7</b>	<b>8-7</b>



**PHILADELPHIA  
PHILLIES**  
N.L. EAST

### ALL-TIME RESULTS

YEAR	OVERALL	HOME	ROAD
1998	2-1	0-0	2-1
1999	1-2	1-2	0-0
2000	2-1	0-0	2-1
2001	3-0	3-0	0-0
2006	2-1	0-0	2-1
2009	2-1	2-1	0-0
2012	2-1	0-0	2-1
2015	1-2	0-0	1-2
2018	0-3	0-3	0-0
2020	3-0	3-0	0-0
2021	4-0	2-0	2-0
<b>Totals</b>	<b>22-12</b>	<b>11-6</b>	<b>11-6</b>





**PITTSBURGH  
PIRATES**  
N.L. CENTRAL

### ALL-TIME RESULTS

YEAR	OVERALL	HOME	ROAD
2003	1-2	1-2	0-0
2005	1-2	0-0	1-2
2008	2-1	0-0	2-1
2014	1-2	1-2	0-0
2017	1-2	0-0	1-2
2022	3-0	3-0	0-0
<b>Totals</b>	<b>9-9</b>	<b>5-4</b>	<b>4-5</b>



**SAN DIEGO  
PADRES**  
N.L. WEST

### ALL-TIME RESULTS

YEAR	OVERALL	HOME	ROAD
2002	1-2	1-2	0-0
2004	3-0	0-0	3-0
2007	1-2	1-2	0-0
2010	1-2	1-2	0-0
2013	3-0	3-0	0-0
2016	3-0	3-0	0-0
2019	2-1	0-0	2-1
<b>Totals</b>	<b>14-7</b>	<b>9-6</b>	<b>5-1</b>



**SAN FRANCISCO  
GIANTS**  
N.L. WEST

### ALL-TIME RESULTS

YEAR	OVERALL	HOME	ROAD
2002	1-2	0-0	1-2
2004	2-1	2-1	0-0
2013	2-1	2-1	0-0
2016	0-3	0-3	0-0
2019	2-1	0-0	2-1
<b>Totals</b>	<b>7-8</b>	<b>4-5</b>	<b>3-3</b>



**ST. LOUIS  
CARDINALS**  
N.L. CENTRAL

### ALL-TIME RESULTS

YEAR	OVERALL	HOME	ROAD
2005	0-3	0-3	0-0
2008	1-2	0-0	1-2
2011	2-1	2-1	0-0
2014	3-1	1-1	2-0
2017	2-1	0-0	2-1
2022	3-0	3-0	0-0
<b>Totals</b>	<b>11-8</b>	<b>6-5</b>	<b>5-3</b>



**WASHINGTON  
NATIONALS**  
N.L. EAST

### ALL-TIME RESULTS

YEAR	OVERALL	HOME	ROAD
1998 *	1-2	1-2	0-0
1999 *	1-2	0-0	1-2
2000 *	2-1	2-1	0-0
2001 *	1-2	0-0	1-2
2006	1-2	0-0	1-2
2009	3-0	3-0	0-0
2012	1-2	0-0	1-2
2015	3-1	1-1	2-0
2018	2-2	2-0	0-2
2020	1-3	1-1	0-2
2021	1-3	1-1	0-2
<b>Totals</b>	<b>17-20</b>	<b>11-6</b>	<b>6-14</b>

\* AS MONTREAL EXPOS



# MINOR LEAGUE OPERATIONS




PHOTO COURTESY OF DURHAM BULLS



# PLAYER DEVELOPMENT STAFF

## TAMPA BAY RAYS

Tropicana Field  
One Tropicana Drive  
St. Petersburg, FL 33705

PHONE (727) 825-3267  
FAX (727) 825-3493  
WEB raysbaseball.com

DIR., MINOR LEAGUE OPERATIONS  
**Jeff McLerran**  
ASST. DIR., MINOR LEAGUE OPERATIONS  
**George Pappas**  
ASST. DIR., PERFORMANCE SCIENCE &  
PLAYER DEVELOPMENT  
**Ryan Pennell**  
ASST. DIR., MINOR LEAGUE OPERATIONS &  
BASEBALL DEVELOPMENT  
**Simon Rosenbaum**  
SR. ADMINISTRATOR, MINOR LEAGUE &  
INTERNATIONAL OPERATIONS  
**Giovanna Rodriguez**  
MGR., TEAM TRAVEL & LOGISTICS  
**Karly Fisher**

SR. ADVISOR, PLAYER DEVELOPMENT &  
BASEBALL OPERATIONS  
**Mitch Lukevics**  
COORD., MINOR LEAGUE OPERATIONS  
**Wilson Made**  
COORD., MINOR LEAGUE &  
INTERNATIONAL OPERATIONS  
**Jeremy Sanders**  
COORD., PLAYER DEVELOPMENT  
**Jairo De La Rosa**  
ASST., MINOR LEAGUE OPERATIONS  
**Ryan Burnett**  
ADVISOR, PLAYER EDUCATION  
**Milton Jamail**

## MINOR LEAGUE COORDINATORS



**ALEJANDRO  
FREIRE**

FIELD



**BLAKE  
BUTERA**

ASST. FIELD



**ALBERTO  
BASTARDO**

PITCHING



**ROLANDO  
GARZA**

PITCHING



**JIM  
PADUCH**

PITCHING



**WILL  
BRADLEY**

HITTING



**STEVE  
LIVESEY**

HITTING



**KYLE  
WILSON**

HITTING



**JEFF  
SMITH**

CATCHING



**IVAN  
OCHOA**

INFIELD



**JARED  
SANDBERG**

OUTFIELD &  
BASERUNNING



**LENORE  
SANCHEZ**

LANGUAGE  
EDUCATION



**JOSH  
KOZUCH**

MENTAL  
PERFORMANCE



**MICHAEL  
O'TOOLE**

VIDEO



**ALEX  
ROTH**

MINOR LEAGUE  
NUTRITION



**DANIELLE  
DOCKX**

COORD., BASEBALL  
DEVELOPMENT

NOT PICTURED: DREW JARMUZ (MINOR LEAGUE DIETITIAN)



## TRAINING & EQUIPMENT STAFF



**MARTY  
BRINKER**

AFFILIATE MEDICAL  
COORDINATOR



**SCOTT  
THURSTON**

COMPLEX  
MEDICAL/REHAB  
COORDINATOR



**CHRIS  
OSMOND**

STRENGTH &  
CONDITIONING  
COORDINATOR



**PAUL  
JONES**

ASST. STRENGTH &  
CONDITIONING  
COORDINATOR



**TIM  
McKECHNEY**

EQUIPMENT  
MANAGER



**SHANE  
ROSSETTI**

ASST. MINOR  
LEAGUE  
EQUIPMENT  
MANAGER

NOT PICTURED: CÉSAR GUTIERREZ (LATIN AMERICAN S&C COORDINATOR)

## MENTAL PERFORMANCE COACHES



**KRIS  
GOODMAN**



**JENNIFER  
FERRITER**



**CARLA  
DIAZ**

NOT PICTURED: DAVID LIANES (DSL MENTAL PERFORMANCE COACH)

### DID YOU KNOW?

#### YOUNGEST RAYS ALL-TIME, AT TIME OF DEBUT

PLAYER	AGE	YEAR
B.J. Upton	19 years, 347 days	2004
Wander Franco	20 years, 113 days	2021
Chad Gaudin	20 years, 130 days	2003
Scott Kazmir	20 years, 212 days	2004
Carl Crawford	20 years, 349 days	2002
Delmon Young	20 years, 349 days	2006
Rocco Baldelli	21 years, 187 days	2003
Dan Wheeler	21 years, 265 days	1999
José Alvarado	21 years, 347 days	2017





# DURHAM BULLS

2022 RECORD: 86-64 (1st)



## MICHAEL JOHNS / MANAGER

**TENURE** This is his 18th season in professional baseball, ninth as a manager. He joined the Rays on December 11, 2007.

Michael, 47, returns to a managerial role after five years (2018-22) as a minor league field coordinator...managed Class-A Charlotte from 2015-17, Class-A Bowling Green in 2014, Short-A Hudson Valley in 2013 and Rookie-level Princeton from 2010-12...served as a coach in Hudson Valley from 2008-09, his first assignments with the Rays...prior to the Rays, he was the head coach at Orange Park (Fla.) High School from 2004-07 and spent four years as the assistant coach at Fernandina Beach (Fla.) High School...the former middle infielder was selected by the Rockies in the 19th round of the 1997 Amateur Draft and played two years for their Class-A affiliates.

### MANAGERIAL CAREER

YEAR	CLUB	RECORD
2010	Princeton (R)	33-35
2011	Princeton (R)	30-38
2012	Princeton (R)	36-32
2013	Hudson Valley (SS-A)	38-37
2014	Bowling Green (A)	61-77

YEAR	CLUB	RECORD
2015	Charlotte (A)	69-66
2016	Charlotte (A)	64-71
2017	Charlotte (A)	69-66
<b>Totals</b>		<b>400-422</b>

## DURHAM BULLS STAFF




**BRIAN REITH**

PITCHING COACH



**KENNY HOOK**

HITTING COACH



**REINALDO RUIZ**

BENCH COACH



**KRIS RUSSELL**

ATHLETIC TRAINER



**TSUTOMU KAMIYA**

ATHLETIC TRAINER



**MATHEW BENNETT**

ASST., BASEBALL DEVELOPMENT

**NOT PICTURED:** STEVE CHASE (CONDITIONING COACH), PAT PHELAN (CLUBHOUSE MANAGER)





# MONTGOMERY BISCUITS

2022 RECORD: 70-61 (1st)



## MORGAN ENSBERG / MANAGER

**TENURE** This is his 30th season in professional baseball, sixth as a manager. He joined the Rays on January 1, 2019.

Morgan, 47, begins his fourth season managing Montgomery, all of which have ended with postseason berths...led the Biscuits to a franchise-record 88 wins in 2019, earning Southern League Manager of the Year honors...joined the Rays after managing for two seasons in the Astros system, with Class-A Buies Creek in the Carolina League in 2018 and Short-A Tri-City in the New York-Penn League in 2017...spent the 2016 season as the Astros minor league mindset coach, the 2014-15 seasons as the Astros minor league special assignment coach and the 2013 season as the infield coach at Class-A Lancaster...joined the coaching ranks in 2011 and spent two seasons as a hitters and infielders coach for the University of California San Diego...played parts of eight seasons in the majors with the Astros (2000, 2002-07), Padres (2007) and Yankees (2008)...named to the NL All-Star Team and finished 4th in NL Most Valuable Player balloting in 2005, when the Astros won the NL pennant...came to Rays camp as a non-roster invite in 2009, but was released at the end of spring training.

### CAREER BATTING

	AVG	G	AB	R	H	2B	3B	HR	RBI	BB	SO	SB
Major League Totals	.263	731	2204	340	579	102	10	110	347	332	436	22

### MANAGERIAL CAREER

YEAR	CLUB	RECORD	YEAR	CLUB	RECORD
2017	Tri-City (SS-A)	34-39	2021	Montgomery (AA)	62-55
2018	Buies Creek (A)	80-57	2022	Montgomery (AA)	70-61
2019	Montgomery (AA)	88-50	<b>Totals</b>		<b>334-262</b>

## MONTGOMERY BISCUITS STAFF



**STEVE MERRIMAN**

PITCHING COACH



**WUARNNER RINCONES**

HITTING COACH



**FRANK JAGODA**

BENCH COACH



**JAMES RAMSDELL**

ATHLETIC TRAINER



**AUSTIN TEETS**

CONDITIONING COACH



**BILL SHACKELFORD**

CLUBHOUSE MANAGER








# BOWLING GREEN HOT RODS

2022 RECORD: 78-52 (1st)



## RAFAEL VALENZUELA / MANAGER

**TENURE** This is his 12th season in professional baseball, fourth as a manager.

Rafael, 35, begins his first season as manager of Bowling Green after three seasons at the helm for the Rookie-level FCL Rays...led the FCL Rays to the league's best record and highest run differential in both 2021-22, going a combined 81-31 over that stretch...has served as a coach for three different affiliates, most recently with Rookie-level Princeton in 2018...for the second half of the 2017 season, he replaced Craig Albemaz, who was named manager of Short-A Hudson Valley, on the Triple-A Durham coaching staff...spent the first half of the 2017 season traveling with the major league Rays and throwing batting practice...began his coaching career with the GCL Rays in 2016 following a four-year playing career in the Astros organization (2010-13).

### MANAGERIAL CAREER

YEAR	CLUB	RECORD	YEAR	CLUB	RECORD
2019	GCL Rays (R)	25-28	2022	FCL Rays (R)	39-16
2021	FCL Rays (R)	42-15	<b>Totals</b>		<b>106-59</b>

## BOWLING GREEN HOT RODS STAFF



**R.C. LICHTENSTEIN**  
PITCHING  
COACH



**PAUL ROZZELLE**  
HITTING  
COACH



**SKEETER BARNES**  
BENCH COACH



**RUBÉN SANTIAGO**  
ATHLETIC  
TRAINER



**GARRETT HUDSON**  
CONDITIONING  
COACH



**JACOB OSBORNE**  
CLUBHOUSE  
MANAGER





# CHARLESTON RIVERDOGS

2022 RECORD: 88-44 (1st)



## SEAN SMEDLEY / MANAGER

**TENURE** This is his 10th season in professional baseball, first as a manager.

Sean, 32, enters his first season managing at any level after serving as bench coach for Double-A Montgomery in 2022 and Class-A Charleston in 2021...was assigned to manage Rookie-level Princeton in 2020 before the pandemic forced the cancellation of the season...coached two seasons with Short-A Hudson Valley (2018-19), one season with the Rookie-level GCL Rays (2017) and was the video coordinator for Princeton in 2016...signed by the Rays as a non-drafted free agent out of Texas A&M International University in 2013.

## CHARLESTON RIVERDOGS STAFF



**LEVI ROMERO**

PITCHING COACH



**PERRY ROTH**

HITTING COACH



**RONNIE RICHARDSON**

BENCH COACH



**HALEE WILLIAMS**

ATHLETIC TRAINER



**MIA SALVEMINI**

CONDITIONING COACH



**JOHN HORAZ**

CLUBHOUSE MANAGER

### DID YOU KNOW?

## COMMUNITY LEADERS

Entering the 2023 season, the Rays front office staff has representatives on more than 50 charitable advisory/foundation boards in the Tampa Bay area. Those organizations are focused on issues involving education, arts and culture, health/wellness, economic development, education, social responsibility, sports/recreation and tourism.



# FCL RAYS

2022 RECORD: 39-16 (1st)



## FRANK MALDONADO / MANAGER

TENURE **This is his third season in professional baseball, first as a manager.**

Frank, 47, enters his first season managing at any level...joined the Rays in advance of the canceled 2020 season and spent the 2021 season as hitting coach for the FCL Rays before a promotion to manager, hitting development in February 2022...following the 2022 season, served as the hitting coach for the Mesa Solar Sox in the Arizona Fall League...spent over 20 years at the collegiate level, most recently as head coach at Greensboro (N.C.) College from 2016-19...his coaching career includes stints as an assistant at the University of Tampa (2015, 2006-10), University of South Florida (2011-14), Cal Lutheran University and Barstow Community College.

### DID YOU KNOW?

## NON-ROSTER INVITES ON OPENING DAY ROSTER

#### 1998

Rolando Arrojo, RHP

#### 2000

Dave Eiland, RHP  
Herbert Perry, INF

#### 2001

Ken Hill, RHP

#### 2003

Rocco Baldelli, OF  
Jim Parque, LHP  
Steve Parris, RHP

#### 2005

Chris Singleton, OF  
Hideo Nomo, RHP

#### 2006

Jason Childers, RHP  
Ruddy Lugo, RHP  
Luis Ordaz, INF

#### 2007

Gary Glover, RHP  
Carlos Peña, 1B  
Al Reyes, RHP

#### 2008

Eric Hinske, INF/OF

#### 2011

Juan Cruz, RHP

#### 2013

Shelley Duncan, 1B/OF  
Jamey Wright, RHP

#### 2015

Bobby Wilson, C

#### 2016

Dana Eveland, LHP

#### 2017

Peter Bourjos, OF  
Tommy Hunter, RHP  
Jesús Sucre, C  
Rickie Weeks Jr., INF

#### 2018

Rob Refsnyder, INF/OF

#### 2020

Aaron Loup, LHP  
Kevan Smith, C  
Ryan Thompson, RHP

#### 2021

Andrew Kittredge, RHP

#### 2022

Chris Mazza, RHP



# FLORIDA COMPLEX LEAGUE RAYS STAFF



**JOSÉ GONZALEZ**  
PITCHING COACH



**STEVE WATSON**  
REHAB PITCHING COACH



**JAMIE NELSON**  
HITTING COACH



**ALEJANDRO SEGOVIA**  
HITTING COACH



**HEZ RANDOLPH**  
HITTING COACH



**MANNY CASTILLO**  
COACH



**ESTEBAN GONZÁLEZ**  
COACH



**GERMÁN MELÉNDEZ**  
COACH



**JIM MORRISON**  
COACH



**EDGARDO LEBRON**  
COACH



**NICK FACIANA**  
ATHLETIC TRAINER



**BRIANNA TOVAR**  
ATHLETIC TRAINER



**KYNDELL CROWELL**  
ATHLETIC TRAINER



**SIERRA HAKANSON**  
REHAB TRAINER



**ANDREW MITCHELL**  
CONDITIONING COACH



**GIOVANNI CARABALLO**  
CONDITIONING COACH



**STEVE BERHALTER**  
CLUBHOUSE MANAGER



**JOE HARRY**  
CLUBHOUSE MANAGER

NOT PICTURED: HENRY BONILLA (PITCHING COACH), FRANCISCO LEANDRO (COACH), BRAXTON MARTINEZ (SEASONAL DEVELOPMENT COACH)





## DSL TAMPA BAY

2022 RECORD: 25-31 (6th)

## DOMINICAN SUMMER LEAGUE COORDINATORS

HITTING COORDINATOR  
Rafael GuerreroMEDICAL ADMINISTRATOR  
Oscar OrengoVIDEO ASSISTANTS  
Luis Medina, Luis Trinidad

## HÉCTOR GIMÉNEZ / MANAGER

TENURE **This is his 19th season in professional baseball, second as a manager.**

Giménez, 40, enters his second managerial season after joining the coaching ranks as an assistant hitting coach and catching instructor for the DSL Rays 1 in 2021...his playing career ended after spending the 2016-18 offseasons in the Venezuelan Winter League...played professionally for 16 seasons, including a combined 37 games in the majors with the White Sox (2012-13), Dodgers (2011) and Astros (2006)...the former catcher was signed

by then-Astros scout Andres Reiner in July 1999 and spent nine seasons in the Astros organization...missed the entire 2007 season following surgery to repair a partially torn labrum in his right shoulder...came to Rays camp as a non-roster invite in 2008 and split the season between Triple-A Durham and Class-A Vero Beach, totaling 81 games between the two levels...spent the next two seasons (2009-10) in the Pirates system before joining the Dodgers (2011), White Sox (2012-14), Blue Jays (2014) and Brewers (2014) organizations.

## CAREER BATTING

	AVG	G	AB	R	H	2B	3B	HR	RBI	BB	SO	SB
Major League Totals	.216	37	88	9	19	4	0	2	11	7	29	0

## MANAGERIAL CAREER

YEAR	CLUB	RECORD
2022	DSL Tampa Bay (R)	25-31

## DOMINICAN SUMMER LEAGUE TAMPA BAY STAFF

LUIS  
URENAPITCHING  
COACHJIMINSON  
NATERAHITTING  
COACHELVIN  
DEL ROSARIOOUTFIELD/  
BASERUNNING  
COACHEVER  
PEREZATHLETIC  
TRAINER

**NOT PICTURED:** EDGAR ALFONZO (ASST. PITCHING COACH), ALBERT LANTIGUA (CATCHING COACH), HENRY LUGO (INFIELD COACH), JULIO PULIDO (STRENGTH & CONDITIONING COACH), LUIS GUTIERREZ (ASST. STRENGTH & CONDITIONING COACH)





# DSL RAYS

2022 RECORD: 25-34 (7th)



## JULIO ZORRILLA / MANAGER

TENURE **This is his 23rd season in professional baseball, 14th as a manager.**

Julio, 51, will serve as a manager for the DSL Rays for the 14th straight season...has managed a Rays DSL affiliate every year since 2009, excluding the canceled 2020 season...joined the managerial ranks after serving as the infield coach for the DSL Rays from 2007-08...the former second baseman played six years in the Mets organization (1993-98)...signed on July 12, 1992 by Mets scout Eddy Toledo, the Rays former director of operations in the Dominican Republic...played 1993-94 for the DSL Mets and was named a South Atlantic League All-Star for Class-A Capital City in 1995...the San Pedro de Macoris, D.R., native attended Jose Joaquin High School...he and his wife, Yesenia Castro, have three daughters: Samasly, Yuliana and Asly.

### MANAGERIAL CAREER

YEAR	CLUB	RECORD
2009	DSL Rays (R)	30-37
2010	DSL Rays (R)	42-30
2011	DSL Rays (R)	35-35
2012	DSL Rays (R)	28-42
2013	DSL Rays (R)	36-35
2014	DSL Rays (R)	30-40
2015	DSL Rays (R)	38-34

YEAR	CLUB	RECORD
2016	DSL Rays 1 (R)	34-35
2017	DSL Rays 2 (R)	41-30
2018	DSL Rays 2 (R)	44-27
2019	DSL Rays 2 (R)	46-24
2021	DSL Rays 2 (R)	28-31
2022	DSL Rays (R)	25-34
<b>Totals</b>		<b>457-434</b>

### DID YOU KNOW?

## ORGANIZATION 20-GAME HITTING STREAKS

No Rays major leaguer has ever compiled a hitting streak longer than the 19 games by Jason Bartlett, who in 2009 broke the former team record (Quinton McCracken's 18 in 1998). However, 15 minor leaguers have achieved streaks of at least 20 games within a season:

28 Aubrey Huff, Orlando 8/10/99 - 9/7/99	21 Hak-Ju Lee, Montgomery 6/17/12 - 7/11/12
27 Darnell McDonald, Durham 6/23/06 - 7/24/06	20 Mike Brosseau, Durham 5/10/19 - 6/1/19
25 Wander Franco, Princeton 6/23/18 - 7/25/18	20 Juan García, DSL Rays 1 6/27/18 - 8/6/18
24 Francisco Leandro, Visalia 7/12/05 - 8/5/05	20 Joey Gomes, Visalia 7/4/05 - 7/24/05
22 Jake Cronenworth, Charlotte 4/6/17 - 5/1/17	20 Colt Simmons, Charleston 4/13/04 - 5/8/04
22 Matt Diaz, Durham 6/20/04 - 7/11/04	20 Jason Pridie, Princeton 7/3/02 - 7/24/02
22 Joey Gomes, Bakersfield 5/7/03 - 5/29/03	20 Carl Crawford, Charleston 4/18/00 - 5/9/00
22 Marcus McCain, Butte 7/23/96 - 8/14/96	



## DOMINICAN SUMMER LEAGUE RAYS STAFF



**JOSÉ  
SÁNCHEZ**

PITCHING  
COACH



**YOMELBIN  
ALMONTE**

ASST. PITCHING  
COACH



**OMAR  
LUNA**

HITTING  
COACH



**ELEARDO  
CABRERA**

ASST. COACH



**WILMER  
DOMINGUEZ**

CATCHING  
COACH



**PABLO  
PACHECO**

ATHLETIC  
TRAINER



**CÉSAR  
NAVARRO**

ASST. ATHLETIC  
TRAINER



**LUIS  
MARTE**

STRENGTH &  
CONDITIONING  
COACH

**NOT PICTURED:** ROINER MICET (STRENGTH & CONDITIONING COACH)

### DID YOU KNOW?

## REMEMBERING A TRAILBLAZER



**Andrés Reiner** passed away on Aug 3, 2016, at age 80. Hired by the organization in 2006, Andrés was instrumental in reorganizing how the Rays approached recruiting and signing players in Latin America. He played a major role in the building of the Rays academies in Venezuela and the Dominican Republic.

Andrés transformed how baseball was scouted in Venezuela when he opened the country's first baseball academy for the Astros in 1989. Though many are aware of the 25 young men from that program who reached the big leagues, including Johan Santana, Bobby Abreu and Carlos Guillén, fewer know about the managers and coaches in minor league baseball who were influenced by Andrés. The Rays have several staff members who were signed by Andrés as players, including bullpen coach Jorge Moncada, field coordinator Alejandro Freire, Durham bench coach Reinaldo Ruiz, FCL Rays coach Germán Meléndez and DSL Tampa Bay manager Héctor Giménez.

Andrés pioneered the cultural transition programs in professional baseball. These are programs the Rays have established for young men signed in Latin America. The Rays stand with many others in tribute to a man who dedicated his life to growing our game and mentoring others to do the same.



# 2023 MINOR LEAGUE SCHEDULES

## DURHAM BULLS / INTERNATIONAL LEAGUE

### MARCH

31 Norfolk

### APRIL

1-2 Norfolk

4-9 @Jacksonville

11-16 Lehigh Valley

18-23 @Syracuse

25-30 Memphis

### MAY

2-7 @Norfolk

9-14 @Charlotte

16-21 Nashville

23-28 @Gwinnett

29 Jacksonville

31 Jacksonville

### JUNE

1-4 Jacksonville

6-11 @Memphis

13-18 Charlotte

20-25 Syracuse

28-30 @Jacksonville

### JULY

1-3 @Jacksonville

4-9 Norfolk

10-13 All-Star Break

14-16 @St. Paul

18-23 @Rochester

25-30 Charlotte

### AUGUST

1-6 @Nashville

8-13 Memphis

15-20 Gwinnett

22-27 @Norfolk

29-31 Nashville

### SEPTEMBER

1-3 Nashville

5-10 @Charlotte

12-17 Louisville

19-24 @Gwinnett

## MONTGOMERY BISCUITS / SOUTHERN LEAGUE

### APRIL

7-9 @Pensacola

11-16 Tennessee

18-23 @Mississippi

25-30 Pensacola

### MAY

2-7 Biloxi

9-14 @Tennessee

16-21 Mississippi

23-28 @Biloxi

30-31 Rocket City

### JUNE

1-4 Rocket City

6-11 @Pensacola

13-18 Biloxi

20-25 @Rocket City

28-30 Pensacola

### JULY

1-3 Pensacola

4-9 @Mississippi

10-13 All-Star Break

14-16 Tennessee

18-23 Biloxi

25-30 @Chattanooga

### AUGUST

1-6 @Mississippi

8-13 Birmingham

15-20 @Pensacola

22-27 Mississippi

29-31 @Birmingham

### SEPTEMBER

1-3 @Birmingham

5-10 Chattanooga

12-17 @Biloxi

## BOWLING GREEN HOT RODS / SOUTH ATLANTIC LEAGUE

### APRIL

6-8 @Asheville

11-16 Rome

18-23 @Hickory

25-30 Asheville

### MAY

2-7 @Rome

9-14 Hickory

16-21 @Greenville

23-28 @Greensboro

30-31 Rome

### JUNE

1-4 Rome

6-11 Winston-Salem

13-18 @Hickory

20-25 Greenville

28-30 @Rome

### JULY

1-3 @Rome

4-9 Asheville

10-13 All-Star Break

14-16 @Hudson Valley

18-23 @Aberdeen

25-30 Greenville

### AUGUST

1-6 @Winston-Salem

8-13 Wilmington

15-20 @Greensboro

22-27 Winston-Salem

29-31 @Asheville

### SEPTEMBER

1-3 @Asheville

5-10 Greensboro

## CHARLESTON RIVERDOGS / CAROLINA LEAGUE

### APRIL

6-8 @Myrtle Beach

11-16 Columbia

18-23 @Kannapolis

25-30 Myrtle Beach

### MAY

2-7 Lynchburg

9-14 @Augusta

16-21 Delmarva

23-28 @Columbia

30-31 Augusta

### JUNE

1-4 Augusta

6-11 @Fredericksburg

13-18 @Lynchburg

20-25 Fayetteville

28-30 @Myrtle Beach

### JULY

1-3 @Myrtle Beach

4-9 Columbia

10-13 All-Star Break

14-16 @Down East

18-23 @Delmarva

25-30 Augusta

### AUGUST

1-6 Kannapolis

8-13 @Columbia

15-20 Down East

22-27 @Augusta

29-31 Myrtle Beach

### SEPTEMBER

1-3 Myrtle Beach

5-10 @Fayetteville





# MINOR LEAGUE SINGLE-SEASON LEADERS

## BATTING LEADERS

### Hits

Steve Cox, 1999	182
Delmon Young, 2005	176
Joey Gomes, 2005	172
Matt Diaz, 2001	172
Matt Diaz, 2003	170
Carl Crawford, 2000	170
Andrew Toles, 2013	169
Fernando Perez, 2006	168
Reid Brignac, 2006	167
Matt Diaz, 2004	167

### Home Runs

Kevin Witt, 2006	36
Scott McClain, 1998	34
Tristan Gray, 2022	33
Dan Johnson, 2010	30
Ryan Royster, 2007	30
Jonny Gomes, 2002	30
Earl Snyder, 2005	29
Ozzie Timmons, 2000	29
Luke Wilcox, 1999	29
Scott McClain, 1999	28

### RBI

Steve Cox, 1999	127
Delmon Young, 2004	115
Scott McClain, 1998	109
Stephen Vogt, 2011	105
Scott McClain, 1999	104
Ozzie Timmons, 1999	104
Chris Nowak, 2006	103
Nathaniel Lowe, 2018	102
Wes Bankston, 2004	101
3 tied	99

### Batting Avg. (min. 316 PA)

Jason Pridie, 2002	.368
Matt Diaz, 2003	.354
Stephen Vogt, 2010	.345
Steve Cox, 1999	.341
Toby Hall, 2001	.335
Joey Gathright, 2003	.334
Toby Hall, 2000	.333
Matt Diaz, 2004	.332
Jonathan Aranda, 2021	.331
Rocco Baldelli, 2002	.331

### Runs

Fernando Perez, 2006	123
Vidal Bruján, 2018	112
Steve Cox, 1999	107
Scott McClain, 1999	106
Jason Pridie, 2004	103
Jonny Gomes, 2002	102
Reid Brignac, 2006	100
Ozzie Timmons, 2000	100
Carl Crawford, 2000	99
2 tied	98

### Stolen Bases

Álex Sánchez, 1997	92
Joey Gathright, 2003	69
Andrew Toles, 2013	62
Ty Morrison, 2010	58
Fernando Perez, 2005	57
Vidal Bruján, 2018	55
Carl Crawford, 2000	55
Álex Sánchez, 2000	54
Desmond Jennings, 2009	52
5 tied	48

## PITCHING LEADERS

### Wins

Jake Faria, 2015	17
Heath Rollins, 2007	17
J.D. Martin, 2013	16
Blake Snell, 2015	15
Chris Mason, 2007	15
Andy Sonnanstine, 2006	15
7 tied	14

### Strikeouts

Matt Moore, 2011	210
Matt Moore, 2010	208
Joe Ryan, 2019	183
Andy Sonnanstine, 2005	178
Matt Moore, 2009	176
Jake McGee, 2007	175
Neal Frendling, 2000	174
Brent Honeywell Jr., 2017	172
Mason Montgomery, 2022	171
Jake McGee, 2006	171

### Innings Pitched

Pablo Ortega, 1997	188.2
Andy Sonnanstine, 2006	185.2
Jim Magrane, 2001	182.0
Dan Wheeler, 1998	181.0
Andy Sonnanstine, 2005	180.2
Dylan Floro, 2014	178.2
Mark Malaska, 2001	174.2
Jason Standridge, 2002	173.0
Jim Magrane, 2000	173.0
2 tied	172.1

### ERA (min. 130 IP)

Blake Snell, 2015	1.41
Dylan Floro, 2013	1.77
Michael Plassmeyer, 2019	1.91
Matt Moore, 2011	1.92
Jake Faria, 2015	1.92
Darin Downs, 2009	2.23
Wade Davis, 2007	2.50
Heath Rollins, 2007	2.54
Taj Bradley, 2022	2.57
Chris Mason, 2007	2.57

### Saves

Evan Rust, 2002	31
Brad Schreiber, 2015	30
Lee Gardner, 2003	30
John Daniels, 1997	29
Josh Parker, 2003	28
Eddy Reyes, 1999	27
Neal Frontz, 2008	26
Billy Taylor, 2000	26
Eddie Gaillard, 1999	26
2 tied	25



# BASEBALL AMERICA AWARDS

## TOP 30 RAYS PROSPECTS / ENTERING 2023

1. Shane Baz, RHP

2. Curtis Mead, INF

3. Taj Bradley, RHP

4. Carson Williams, INF

5. Kyle Manzardo, 1B

6. Jonathan Aranda, INF

7. Mason Auer, OF

8. Junior Caminero, INF

9. Mason Montgomery, LHP

10. Cole Wilcox, RHP

11. Osleivis Basabe, INF

12. Brock Jones, OF

13. Xavier Isaac, 1B

14. René Pinto, C

15. Willy Vasquez, INF

16. Kameron Misner, OF

17. Santiago Suarez, RHP

18. Heriberto Hernández, OF

19. Greg Jones, INF

20. Colby White, RHP

21. Ryan Cermak, OF

22. Chandler Simpson, OF

23. Carlos Colmenarez, INF

24. Shane Sasaki, OF

25. Marcus Johnson, RHP

26. Calvin Faucher, RHP

27. Kevin Kelly, RHP

28. Austin Vernon, RHP

29. Austin Shenton, INF

30. Ian Seymour, LHP

## BEST TOOLS, ORGANIZATION / ENTERING 2023

**Best Hitter for Average** Curtis Mead

**Best Power Hitter** Junior Caminero

**Best Strike-Zone Discipline** Osleivis Basabe

**Fastest Baserunner** Greg Jones

**Best Athlete** Mason Auer

**Best Fastball** Shane Baz

**Best Curveball** Calvin Faucher

**Best Slider** Shane Baz

**Best Changeup** Austin Vernon

**Best Control** Taj Bradley

**Best Defensive Catcher** René Pinto

**Best Defensive Infielder** Carson Williams

**Best Infield Arm** Carson Williams

**Best Defensive Outfielder** Mason Auer

**Best Outfield Arm** Mason Auer

### DID YOU KNOW?

## ALL-STAR BALLOTING

In 2019, Major League Baseball introduced a revamped All-Star balloting process that features two phases of fan voting to determine the starting position players. The top three vote-getters at each position (and top nine outfielders) from the primary phase advance to The Starters Election. Fans then elect starters to the AL All-Star Team and NL squad from that pool of players.

The pitchers and reserves for both All-Star teams will be determined through a combination of player balloting and selections made by the Commissioner's Office. The managers of the teams that played in the previous year's World Series choose the batting orders and starting pitchers.

Since the first All-Star Game in 1933, selection of the All-Stars has shifted on several occasions between fans, players, managers and MLB. In 1933-34, selection of the All-Star teams was up to the fans, who could vote for All-Stars through newspaper ads featuring official ballots. From 1935-46, each league's eight managers selected the participants while the All-Star managers chose the starters. Balloting for the starting lineups, tabulated by the Associated Press, returned to the fans from 1947-57. However, a case of ballot-stuffing by Cincinnati fans in 1957 prompted Commissioner Ford Frick to make player selection the privilege of managers, players and coaches from 1958-69.

Commissioner Bowie Kuhn returned voting to the fans in 1970. Since then, fan balloting has developed into the largest voter participation program in the U.S. outside of state and national elections.



# MINOR LEAGUE AWARDS

## Pitcher of the Year

Dave Eiland	1998	Andy Sonnanstine	2006	Blake Snell	2014
Jason Standridge	1999	Wade Davis	2007	Blake Snell	2015
Jim Magrane	2000	David Price	2008	Brent Honeywell Jr.	2016
Joe Kennedy	2001	Jeremy Hellickson	2009	Yonny Chirinos	2017
Lance Carter	2002	Jeremy Hellickson	2010	Brock Burke	2018
Scott Autrey	2003	Matt Moore	2011	Joe Ryan	2019
Chad Orvella	2004	Chris Archer	2012	Shane Baz	2021
Jason Hammel	2005	Dylan Floro	2013	Mason Montgomery	2022

## Player of the Year

Álex Sánchez	1998	Reid Brignac	2006	Johnny Field	2014
Steve Cox	1999	Ryan Royster	2007	Richie Shaffer	2015
Aubrey Huff	2000	Fernando Perez	2008	Casey Gillaspie	2016
Toby Hall	2001	Desmond Jennings	2009	Jesús Sánchez	2017
Rocco Baldelli	2002	Dan Johnson	2010	Nathaniel Lowe	2018
Joey Gathright	2003	Stephen Vogt	2011	Wander Franco	2019
Delmon Young	2004	Todd Glaesmann	2012	Josh Lowe	2021
Delmon Young	2005	Andrew Toles	2013	Kyle Manzardo	2022

## Erik Walker Community Champion

Pat Cottrell	2007	Joe Cruz	2012	Miles Mastrobuoni	2017
Matt Spring	2008	Geoff Rowan	2013	Carl Chester	2018
Ryan Wiegand	2009	Jacob Faria	2014	Simon Rosenblum-Larson	2019
Stephen Vogt	2010	Mark Sappington	2015	Jim Haley	2021
Matt Hall	2011	Zac Law	2016	Bobby Seymour	2022

## DID YOU KNOW?

### TAMPA BAY ORGANIZATION CHAMPIONS

#### YEAR TEAM (LEVEL)

1997	St. Petersburg (A)
1999	Orlando (AA) Hudson Valley (SS-A)
2002	Durham (AAA)
2003	Durham (AAA)
2006	Montgomery (AA)
2007	Columbus (A) Montgomery (AA)
2009	Durham (AAA) VSL Rays (R)
2011	VSL Rays (R)
2012	Hudson Valley (SS-A)
2013	Durham (AAA)

#### YEAR TEAM (LEVEL)

2015	Charlotte (A)
2017	Durham (AAA) Hudson Valley (SS-A)
2018	Durham (AAA) Bowling Green (A) DSL Rays 1 (R)
2021	Durham (AAA) Bowling Green (A) Charleston (A) FCL Rays (R)
2022	Durham (AAA) Bowling Green (A) Charleston (A)



# MINOR LEAGUE HISTORY

## TRIPLE-A

TEAM	LEAGUE	YEAR(S)
Durham Bulls	International League/Triple-A East	1998-Current

## DOUBLE-A

TEAM	LEAGUE	YEAR(S)
Montgomery Biscuits	Southern League/Double-A South	2004-Current
Orlando Rays	Southern League	1999-2003

## HIGH-A (ADVANCED)

TEAM	LEAGUE	YEAR(S)
Bowling Green Hot Rods	South Atlantic League/High-A East	2021-Current
Charlotte Stone Crabs	Florida State League	2009-20
Vero Beach Devil Rays	Florida State League	2007-08
Visalia Oaks	California League	2005-06
Bakersfield Blaze	California League	2001-04
St. Petersburg Devil Rays	Florida State League	1997-2000

## CLASS-A (FULL SEASON)

TEAM	LEAGUE	YEAR(S)
Charleston (S.C.) RiverDogs	Carolina League/Low-A East	2021-Current
Bowling Green Hot Rods	Midwest League/South Atlantic League	2009-20
Columbus Catfish	South Atlantic League	2007-08
Southwest Michigan Devil Rays	Midwest League	2005-06
Charleston (S.C.) RiverDogs	Midwest League/South Atlantic League	1997-2004

## CLASS-A (SHORT SEASON)

TEAM	LEAGUE	YEAR(S)
Hudson Valley Renegades	New York-Penn League	1996-2020
Butte Copper Kings	Pioneer League	1996

## ROOKIE-LEVEL

TEAM	LEAGUE	YEAR(S)
FCL Rays/GCL Rays (Port Charlotte)	Florida Complex League/Gulf Coast League	2009-Current
DSL Rays	Dominican Summer League	2008-Current
Princeton Rays	Appalachian League	1997-2020
VSL Rays	Venezuelan Summer League	2008-15
GCL Devil Rays (St. Petersburg)	Gulf Coast League	1996-98



# MINOR LEAGUE PLAYERS

## AFANADOR, EMILIO / RIGHT-HANDED PITCHER

BATS **Right**  
THROWS **Right**  
HEIGHT **6'1"**  
WEIGHT **200**

BORN **2/10/03** in Ciudad Bolivar, VEN  
RESIDES **Ciudad Bolivar, VEN**  
SIGNING SCOUT **Carlos León**  
ACQUIRED **Signed as a free agent on June 29, 2021**

YEAR	CLUB	W	L	ERA	G	GS	CG	SHO	SV	IP	H	R	ER	HR	HB	BB-I	SO	WP	BK
2021	DSL Rays 1	0	2	9.00	7	1	0	0	1	8.0	12	9	8	0	1	8-0	6	5	0
2022	DSL Rays	1	2	9.30	12	5	0	0	0	20.1	20	22	21	3	2	24-0	25	9	1
<b>Minor League Totals</b>		<b>1</b>	<b>4</b>	<b>9.21</b>	<b>19</b>	<b>6</b>	<b>0</b>	<b>0</b>	<b>1</b>	<b>28.1</b>	<b>32</b>	<b>31</b>	<b>29</b>	<b>3</b>	<b>3</b>	<b>32-0</b>	<b>31</b>	<b>14</b>	<b>1</b>

## ALBERTO, ALEXANDER / RIGHT-HANDED PITCHER

BATS **Right**  
THROWS **Right**  
HEIGHT **6'8"**  
WEIGHT **190**

BORN **11/2/01** in Distrito Nacional, DR  
RESIDES **Villa Altigracia, DR**  
SIGNING SCOUT **Daniel Santana**  
ACQUIRED **Signed as a free agent on November 25, 2019**

YEAR	CLUB	W	L	ERA	G	GS	CG	SHO	SV	IP	H	R	ER	HR	HB	BB-I	SO	WP	BK
2021	DSL Rays 1	1	2	4.21	14	2	0	0	0	25.2	25	17	12	0	4	19-0	21	15	0
2022	FCL Rays	1	1	6.44	13	10	0	0	0	36.1	36	29	26	1	6	22-0	40	15	0
<b>Minor League Totals</b>		<b>2</b>	<b>3</b>	<b>5.52</b>	<b>27</b>	<b>12</b>	<b>0</b>	<b>0</b>	<b>0</b>	<b>62.0</b>	<b>61</b>	<b>46</b>	<b>38</b>	<b>1</b>	<b>10</b>	<b>41-0</b>	<b>61</b>	<b>30</b>	<b>0</b>

## ALFONSECA, LANDANY / RIGHT-HANDED PITCHER

BATS **Right**  
THROWS **Right**  
HEIGHT **6'1"**  
WEIGHT **160**

BORN **3/9/2005** in La Romana, DR  
RESIDES **Bayahibe, DR**  
SIGNING SCOUT **Daniel Santana**  
ACQUIRED **Signed as a free agent on April 20, 2022**

YEAR	CLUB	W	L	ERA	G	GS	CG	SHO	SV	IP	H	R	ER	HR	HB	BB-I	SO	WP	BK
2022	DSL Rays	3	1	3.98	17	0	0	0	1	20.1	15	13	9	0	2	19-0	20	9	0

## ALFONZO, EMILIO / RIGHT-HANDED PITCHER

BATS **Right**  
THROWS **Right**  
HEIGHT **6'6"**  
WEIGHT **170**

BORN **8/2/00** in Carúpano, VEN  
RESIDES **Carúpano, VEN**  
SIGNING SCOUT **Edward Rojas/Marlon Roche/Ronnie Blanco**  
ACQUIRED **Signed as a free agent on March 27, 2017**

YEAR	CLUB	W	L	ERA	G	GS	CG	SHO	SV	IP	H	R	ER	HR	HB	BB-I	SO	WP	BK
2017	DSL Rays 2	5	0	1.78	14	1	0	0	0	30.1	10	8	6	0	4	24-0	24	4	0
	DSL Rays 1	0	0	0.00	1	0	0	0	0	1.1	0	0	0	0	0	0-0	0	0	0
2018	DSL Rays 2	1	3	2.82	13	11	0	0	0	51.0	42	25	16	0	3	26-0	45	6	0
2019	GCL Rays	3	2	4.11	11	5	0	0	0	35.0	25	16	16	1	6	31-0	32	3	0
2020										Did Not Pitch									
2021										Injured-Did Not Pitch									
2022	FCL Rays	2	0	3.68	11	2	0	0	0	14.2	8	6	6	1	2	12-0	13	5	0
<b>Minor League Totals</b>		<b>11</b>	<b>5</b>	<b>2.99</b>	<b>50</b>	<b>19</b>	<b>0</b>	<b>0</b>	<b>0</b>	<b>132.1</b>	<b>85</b>	<b>55</b>	<b>44</b>	<b>2</b>	<b>15</b>	<b>93-0</b>	<b>114</b>	<b>18</b>	<b>0</b>



## ALLEN, LOGAN / OUTFIELDER

BATS **Right**  
 THROWS **Right**  
 HEIGHT **5'10"**  
 WEIGHT **190**

BORN **8/13/98** in **Bryant, AR**  
 RESIDES **Benton, AR**  
 SIGNING SCOUT **Jonathan Hall**  
 ACQUIRED **Selected in the 14th round of the 2019 Amateur Draft**

YEAR	CLUB	AVG	G	AB	R	H	2B	3B	HR	RBI	SH	SF	HB	BB-I	SO	SB	CS	GDP	OBP	SLG
2019	Princeton	.300	3	10	2	3	0	0	0	0	0	0	0	2-0	2	0	1	0	.417	.300
2020		Did Not Play																		
2021	FCL Rays	.200	10	30	10	6	0	0	0	5	0	0	0	6-0	5	4	0	1	.333	.200
2022	Montgomery	.100	3	10	2	1	0	0	1	1	0	0	2	1-0	3	1	0	0	.308	.400
	Charleston	.215	34	107	20	23	7	1	2	11	0	2	8	14-0	23	6	0	0	.344	.355
<b>Minor League Totals</b>		<b>.210</b>	<b>50</b>	<b>157</b>	<b>34</b>	<b>33</b>	<b>7</b>	<b>1</b>	<b>3</b>	<b>17</b>	<b>0</b>	<b>2</b>	<b>10</b>	<b>23-0</b>	<b>33</b>	<b>11</b>	<b>1</b>	<b>1</b>	<b>.344</b>	<b>.325</b>

## ALMONTE, ADRIAN / LEFT-HANDED PITCHER

BATS **Left**  
 THROWS **Left**  
 HEIGHT **6'5"**  
 WEIGHT **190**

BORN **3/4/03** in **Monte Plata, DR**  
 RESIDES **Monte Plata, DR**  
 SIGNING SCOUT **Felix Fermin Jr./Daniel Santana**  
 ACQUIRED **Signed as a free agent on June 18, 2021**

YEAR	CLUB	W	L	ERA	G	GS	CG	SHO	SV	IP	H	R	ER	HR	HB	BB-I	SO	WP	BK
2021	DSL Rays 2	1	3	8.50	13	1	0	0	0	18.0	23	25	17	1	3	17-0	18	3	0
2022	DSL Rays	3	0	5.18	17	0	0	0	1	24.1	21	15	14	0	4	19-0	24	12	0
<b>Minor League Totals</b>		<b>4</b>	<b>3</b>	<b>6.59</b>	<b>30</b>	<b>1</b>	<b>0</b>	<b>0</b>	<b>1</b>	<b>42.1</b>	<b>44</b>	<b>40</b>	<b>31</b>	<b>1</b>	<b>7</b>	<b>36-0</b>	<b>42</b>	<b>15</b>	<b>0</b>

## ALVAREZ, NELSON / RIGHT-HANDED PITCHER

BATS **Right**  
 THROWS **Right**  
 HEIGHT **6'4"**  
 WEIGHT **230**

BORN **6/11/98** in **Miami, FL**  
 RESIDES **Miami, FL**  
 SIGNING SCOUT **Ronnie Merrill (Yankees)**  
 ACQUIRED **Selected from New York-AL in the Triple-A phase of the 2022 Rule 5 Draft**

YEAR	CLUB	W	L	ERA	G	GS	CG	SHO	SV	IP	H	R	ER	HR	HB	BB-I	SO	WP	BK	
2019	GCL Yankees West	1	0	0.00	2	0	0	0	0	2.0	1	0	0	0	0	1-0	1	0	0	
	GCL Yankees East	0	1	27.00	1	0	0	0	0	0.2	1	2	2	0	0	2-0	1	1	0	
	Pulaski	2	1	8.84	13	0	0	0	1	19.1	26	20	19	4	0	9-0	23	1	0	
2020		Did Not Pitch																		
2021	Hudson Valley	3	2	8.55	30	0	0	0	1	40.0	43	43	38	9	8	32-0	41	14	0	
2022	Hudson Valley	5	2	2.85	35	0	0	0	4	53.2	35	21	17	3	2	32-0	65	9	0	
<b>Minor League Totals</b>		<b>11</b>	<b>6</b>	<b>5.91</b>	<b>81</b>	<b>0</b>	<b>0</b>	<b>0</b>	<b>6</b>	<b>115.2</b>	<b>106</b>	<b>86</b>	<b>76</b>	<b>16</b>	<b>10</b>	<b>76-0</b>	<b>131</b>	<b>25</b>	<b>0</b>	



**ANGEL, CONOR** / RIGHT-HANDED PITCHER

BATS **Right**  
THROWS **Right**  
HEIGHT **6'6"**  
WEIGHT **195**

BORN **9/30/99** in Lachine, CAN  
RESIDES **Lachine, CAN**  
SIGNING SCOUT **Rickey Drexler**  
ACQUIRED **Selected in the 15th round of the 2021 Amateur Draft**

YEAR	CLUB	W	L	ERA	G	GS	CG	SHO	SV	IP	H	R	ER	HR	HB	BB-I	SO	WP	BK
2021	FCL Rays	0	0	0.00	1	0	0	0	0	1.0	0	0	0	0	0	1-0	0	0	0
2022	FCL Rays	0	0	54.00	2	0	0	0	0	0.2	1	4	4	0	1	5-0	0	5	0
<b>Minor League Totals</b>		<b>0</b>	<b>0</b>	<b>21.60</b>	<b>3</b>	<b>0</b>	<b>0</b>	<b>0</b>	<b>0</b>	<b>1.2</b>	<b>1</b>	<b>4</b>	<b>4</b>	<b>0</b>	<b>1</b>	<b>6-0</b>	<b>0</b>	<b>5</b>	<b>0</b>

**APONTE, CÉSAR** / INFIELDER

BATS **Right**  
THROWS **Right**  
HEIGHT **6'3"**  
WEIGHT **160**

BORN **7/16/02** in Caracas, VEN  
RESIDES **Maracay, VEN**  
SIGNING SCOUT **William Bergolla**  
ACQUIRED **Signed as a free agent on July 16, 2018**

YEAR	CLUB	AVG	G	AB	R	H	2B	3B	HR	RBI	SH	SF	HB	BB-I	SO	SB	CS	GDP	OBP	SLG
2019	DSL Rays 1	.237	27	97	14	23	2	0	0	7	0	1	4	13-0	15	5	5	3	.348	.258
	DSL Rays 2	.217	28	92	13	20	7	0	0	12	0	2	4	9-0	14	3	3	1	.308	.293
2020														Did Not Play						
2021	DSL Rays 1	.318	49	176	28	56	12	2	0	26	0	1	7	13-1	37	13	8	10	.386	.409
2022	FCL Rays	.000	2	2	0	0	0	0	0	0	0	0	0	0-0	0	0	0	0	.000	.000
<b>Minor League Totals</b>		<b>.270</b>	<b>106</b>	<b>367</b>	<b>55</b>	<b>99</b>	<b>21</b>	<b>2</b>	<b>0</b>	<b>45</b>	<b>0</b>	<b>4</b>	<b>15</b>	<b>35-1</b>	<b>66</b>	<b>21</b>	<b>16</b>	<b>14</b>	<b>.354</b>	<b>.338</b>

**ARIZA, LUIS** / CATCHER

BATS **Right**  
THROWS **Right**  
HEIGHT **5'11"**  
WEIGHT **155**

BORN **5/8/04** in Higuero, VEN  
RESIDES **Maracay, VEN**  
SIGNING SCOUT **William Bergolla**  
ACQUIRED **Signed as a free agent on January 15, 2021**

YEAR	CLUB	AVG	G	AB	R	H	2B	3B	HR	RBI	SH	SF	HB	BB-I	SO	SB	CS	GDP	OBP	SLG
2021	DSL Rays 1	.255	45	153	25	39	10	1	3	24	0	2	3	15-0	47	4	4	2	.329	.392
2022	DSL Tampa Bay	.239	46	159	29	38	6	1	1	25	0	2	7	23-0	40	6	2	2	.356	.308
<b>Minor League Totals</b>		<b>.247</b>	<b>91</b>	<b>312</b>	<b>54</b>	<b>77</b>	<b>16</b>	<b>2</b>	<b>4</b>	<b>49</b>	<b>0</b>	<b>4</b>	<b>10</b>	<b>38-0</b>	<b>87</b>	<b>10</b>	<b>6</b>	<b>4</b>	<b>.343</b>	<b>.349</b>

**ARREDONDO, BALTAZAR** / LEFT-HANDED PITCHER

BATS **Left**  
THROWS **Left**  
HEIGHT **6'1"**  
WEIGHT **175**

BORN **1/22/04** in El Fuerte, MEX  
RESIDES **Los Mohchis, MEX**  
SIGNING SCOUT **Daniel Santana**  
ACQUIRED **Signed as a free agent on April 10, 2021**

YEAR	CLUB	W	L	ERA	G	GS	CG	SHO	SV	IP	H	R	ER	HR	HB	BB-I	SO	WP	BK
2021	DSL Rays 2	0	3	6.05	12	4	0	0	1	19.1	23	16	13	1	4	16-0	18	4	0
2022	DSL Rays	0	2	2.96	10	5	0	0	0	24.1	17	9	8	1	3	12-0	23	5	0
<b>Minor League Totals</b>		<b>0</b>	<b>5</b>	<b>4.33</b>	<b>22</b>	<b>9</b>	<b>0</b>	<b>0</b>	<b>1</b>	<b>43.2</b>	<b>40</b>	<b>25</b>	<b>21</b>	<b>2</b>	<b>7</b>	<b>28-0</b>	<b>41</b>	<b>9</b>	<b>0</b>



## ASKEW, KEYSHAWN / LEFT-HANDED PITCHER

BATS **Left**  
 THROWS **Left**  
 HEIGHT **6'4"**  
 WEIGHT **190**

BORN **1/5/00 in Atlanta, GA**  
 RESIDES **Powder Springs, GA**  
 SIGNING SCOUT **Marlin McPhail (Mets)**  
 ACQUIRED **Via trade from New York-NL on December 7, 2022**

YEAR	CLUB	W	L	ERA	G	GS	CG	SHO	SV	IP	H	R	ER	HR	HB	BB-I	SO	WP	BK
2021	FCL Mets	2	0	1.00	4	1	0	0	0	9.0	3	1	1	1	2	4-0	14	2	0
2022	St. Lucie	4	0	1.93	13	4	0	0	1	46.2	28	16	10	3	6	19-0	64	4	0
	Brooklyn	1	0	3.66	5	4	0	0	0	19.2	15	8	8	0	4	9-0	28	2	0
<b>Minor League Totals</b>		<b>7</b>	<b>0</b>	<b>2.27</b>	<b>22</b>	<b>9</b>	<b>0</b>	<b>0</b>	<b>1</b>	<b>75.1</b>	<b>46</b>	<b>25</b>	<b>19</b>	<b>4</b>	<b>12</b>	<b>32-0</b>	<b>106</b>	<b>8</b>	<b>0</b>

## AUER, MASON / OUTFIELDER

BATS **Right**  
 THROWS **Right**  
 HEIGHT **6'0"**  
 WEIGHT **210**

BORN **3/1/01 in Joplin, MO**  
 RESIDES **Springfield, MO**  
 SIGNING SCOUT **Pat Murphy**  
 ACQUIRED **Selected in the fifth round of the 2021 Amateur Draft**

**2022** Named Baserunner of the Year by the Rays Baseball Operations department...hit .290/.372/.487 (133-for-458) with 21 2B, 12 3B, 15 HR and 62 RBI in 115 games between Class-A Charleston and Class-A Bowling Green...was successful on 87.3 pct. (48 of 55) of stolen base attempts between the two levels, leading Rays minor leaguers in stolen bases...tied for the minor league lead in triples and ranked among Rays minor leaguers in total bases (223, 2nd), hits (3rd), runs (84, 3rd), extra-base hits (48, tied for 6th) and walks (55, 8th)...hit .229/.308/.471 (16-for-70) with 3 HR, 13 RBI and 8 SB in 18 games for the Mesa Solar Sox in the Arizona Fall League...ranked by *Baseball America* as the No. 7 prospect in the Rays system following the season...the publication also tabbed him as the Best Athlete, Best Defensive Outfielder and Best Outfield Arm in the organization. **PERSONAL** Hit .373/.525/.627 (76-for-204) with 11 2B, 11 HR and 56 RBI in 64 games in his only season at San Jacinto College North...played for Missouri State University in the shortened 2020 season before transferring...previously selected by the Cubs in the 39th round of the 2019 Amateur Draft out of Kickapoo (Mo.) High School...committed to the University of Oregon before signing with the Rays.

YEAR	CLUB	AVG	G	AB	R	H	2B	3B	HR	RBI	SH	SF	HB	BB-I	SO	SB	CS	GDP	OBP	SLG
2021	FCL Rays	.265	11	34	7	9	2	0	0	3	0	0	1	6-1	7	10	1	1	.390	.324
2022	Charleston	.293	60	232	46	68	13	9	4	31	0	4	3	31-0	48	24	3	2	.378	.478
	Bowling Green	.288	55	226	38	65	8	3	11	31	0	3	6	24-0	62	24	4	1	.367	.496
<b>Minor League Totals</b>		<b>.289</b>	<b>126</b>	<b>492</b>	<b>91</b>	<b>142</b>	<b>23</b>	<b>12</b>	<b>15</b>	<b>65</b>	<b>0</b>	<b>7</b>	<b>10</b>	<b>61-1</b>	<b>117</b>	<b>58</b>	<b>8</b>	<b>4</b>	<b>.374</b>	<b>.476</b>

## AYALA JR., ALEX / LEFT-HANDED PITCHER

BATS **Left**  
 THROWS **Left**  
 HEIGHT **6'2"**  
 WEIGHT **205**

BORN **11/26/01 in Chiriqui, Panama**  
 RESIDES **Doral, FL**  
 SIGNING SCOUT **Victor Rodriguez**  
 ACQUIRED **Selected in the ninth round of the 2021 Amateur Draft**

YEAR	CLUB	W	L	ERA	G	GS	CG	SHO	SV	IP	H	R	ER	HR	HB	BB-I	SO	WP	BK
2021	FCL Rays	0	0	0.00	4	0	0	0	0	5.2	1	0	0	0	1	3-0	10	0	0
2022	FCL Rays	1	0	2.70	6	4	0	0	0	20.0	15	6	6	0	1	11-0	24	2	1
	Charleston	3	1	4.14	10	2	0	0	1	37.0	27	18	17	4	4	13-0	44	6	3
<b>Minor League Totals</b>		<b>4</b>	<b>1</b>	<b>3.30</b>	<b>20</b>	<b>6</b>	<b>0</b>	<b>0</b>	<b>1</b>	<b>62.2</b>	<b>43</b>	<b>24</b>	<b>23</b>	<b>4</b>	<b>6</b>	<b>27-0</b>	<b>78</b>	<b>8</b>	<b>4</b>

## AYBAR, NICANDRO / INFIELDER

BATS **Switch**  
 THROWS **Right**  
 HEIGHT **6'1"**  
 WEIGHT **170**

BORN **9/8/04 in El Limonal, DR**  
 RESIDES **El Limonal, DR**  
 SIGNING SCOUT **Daniel Santana**  
 ACQUIRED **Signed as a free agent on January 15, 2022**

YEAR	CLUB	AVG	G	AB	R	H	2B	3B	HR	RBI	SH	SF	HB	BB-I	SO	SB	CS	GDP	OBP	SLG
2022	DSL Tampa Bay	.261	45	157	21	41	6	3	1	14	0	1	1	33-0	30	9	4	5	.391	.357





**BAKER, DRU** / OUTFIELDER

BATS **Right**  
THROWS **Right**  
HEIGHT **5'11"**  
WEIGHT **195**

BORN **3/22/00** in **Tomball, TX**  
RESIDES **Tomball, TX**  
SIGNING SCOUT **Pat Murphy**  
ACQUIRED **Selected in the fourth round of the 2021 Amateur Draft**

YEAR	CLUB	AVG	G	AB	R	H	2B	3B	HR	RBI	SH	SF	HB	BB-I	SO	SB	CS	GDP	OBP	SLG
2021	FCL Rays	.289	12	45	8	13	2	2	0	10	0	0	1	3-0	9	6	0	0	.347	.422
2022	Charleston	.361	25	97	20	35	2	2	3	23	0	0	2	16-0	21	17	3	1	.461	.515
	Bowling Green	.224	22	85	18	19	7	0	3	9	0	0	0	13-0	27	4	1	1	.327	.412
<b>Minor League Totals</b>		<b>.295</b>	<b>59</b>	<b>227</b>	<b>46</b>	<b>67</b>	<b>11</b>	<b>4</b>	<b>6</b>	<b>42</b>	<b>0</b>	<b>0</b>	<b>3</b>	<b>32-0</b>	<b>57</b>	<b>27</b>	<b>4</b>	<b>2</b>	<b>.389</b>	<b>.458</b>

**BARETE, CRISTOPHER** / OUTFIELDER

BATS **Left**  
THROWS **Left**  
HEIGHT **5'9"**  
WEIGHT **155**

BORN **12/10/01** in **San Pedro de Macoris, DR**  
RESIDES **San Pedro de Macoris, DR**  
SIGNING SCOUT **Daniel Santana**  
ACQUIRED **Signed as a free agent on August 29, 2018**

YEAR	CLUB	AVG	G	AB	R	H	2B	3B	HR	RBI	SH	SF	HB	BB-I	SO	SB	CS	GDP	OBP	SLG
2019	DSL Rays 1	.200	53	190	30	38	7	0	1	12	3	0	3	20-0	32	14	7	1	.286	.253
2020														Did Not Play						
2021	DSL Rays 1	.309	41	110	20	34	10	3	2	13	0	0	1	19-0	27	9	3	1	.415	.509
2022	FCL Rays	.357	3	14	5	5	2	0	0	5	0	0	0	0-0	4	1	0	0	.357	.500
<b>Minor League Totals</b>		<b>.245</b>	<b>97</b>	<b>314</b>	<b>55</b>	<b>77</b>	<b>19</b>	<b>3</b>	<b>3</b>	<b>30</b>	<b>3</b>	<b>0</b>	<b>4</b>	<b>39-0</b>	<b>63</b>	<b>24</b>	<b>10</b>	<b>2</b>	<b>.336</b>	<b>.354</b>

**BARNHART, HUNTER** / RIGHT-HANDED PITCHER

BATS **Right**  
THROWS **Right**  
HEIGHT **6'2"**  
WEIGHT **205**

BORN **2/14/02** in **Paso Robles, CA**  
RESIDES **Punta Gorda, FL**  
SIGNING SCOUT **Greg Whitworth**  
ACQUIRED **Selected in the third round of the 2020 Amateur Draft**

YEAR	CLUB	W	L	ERA	G	GS	CG	SHO	SV	IP	H	R	ER	HR	HB	BB-I	SO	WP	BK
2022	FCL Rays	0	0	0.00	1	1	0	0	0	1.0	0	0	0	0	0	0-0	1	0	0

**BARRAGAN, EDWIN** / INFIELDER

BATS **Right**  
THROWS **Right**  
HEIGHT **5'7"**  
WEIGHT **160**

BORN **7/2/03** in **Valencia, VEN**  
RESIDES **Valencia, VEN**  
SIGNING SCOUT **Marlon Roche/William Bergolla**  
ACQUIRED **Signed as a free agent on July 2, 2019**

YEAR	CLUB	AVG	G	AB	R	H	2B	3B	HR	RBI	SH	SF	HB	BB-I	SO	SB	CS	GDP	OBP	SLG
2021	DSL Rays 2	.299	44	147	23	44	4	0	2	15	0	4	6	16-1	15	18	9	2	.382	.367
2022	Charleston	.276	9	29	3	8	1	0	1	4	0	0	3	2-0	5	1	1	0	.382	.414
	FCL Rays	.281	24	64	8	18	0	0	0	12	0	2	1	10-0	11	3	5	1	.377	.281
<b>Minor League Totals</b>		<b>.292</b>	<b>77</b>	<b>240</b>	<b>34</b>	<b>70</b>	<b>5</b>	<b>0</b>	<b>3</b>	<b>31</b>	<b>0</b>	<b>6</b>	<b>10</b>	<b>28-1</b>	<b>31</b>	<b>22</b>	<b>15</b>	<b>3</b>	<b>.380</b>	<b>.350</b>



## BARREAT, ELIS / INFILDER

BATS **Right**  
THROWS **Right**  
HEIGHT **5'9"**  
WEIGHT **160**

BORN **5/22/03** in **La Victoria, VEN**  
RESIDES **Maracay, VEN**  
SIGNING SCOUT **Marlon Roche/William Bergolla**  
ACQUIRED **Signed as a free agent on July 2, 2019**

YEAR	CLUB	AVG	G	AB	R	H	2B	3B	HR	RBI	SH	SF	HB	BB-I	SO	SB	CS	GDP	OBP	SLG
2022	DSL Tampa Bay	.292	35	106	19	31	6	2	2	17	0	1	9	14-0	16	3	1	1	.415	.443
	DSL Rays	.333	1	3	0	1	0	0	0	1	0	0	0	1-0	0	3	0	0	.500	.333
<b>Minor League Totals</b>		<b>.294</b>	<b>36</b>	<b>109</b>	<b>19</b>	<b>32</b>	<b>6</b>	<b>2</b>	<b>2</b>	<b>18</b>	<b>0</b>	<b>1</b>	<b>9</b>	<b>15-0</b>	<b>16</b>	<b>6</b>	<b>1</b>	<b>1</b>	<b>.418</b>	<b>.440</b>

## BARRIOS, ORLANDO / RIGHT-HANDED PITCHER

BATS **Right**  
THROWS **Right**  
HEIGHT **6'6"**  
WEIGHT **180**

BORN **8/27/01** in **Anaco, VEN**  
RESIDES **Anaco, VEN**  
SIGNING SCOUT **Carlos León**  
ACQUIRED **Signed as a free agent on June 15, 2018**

YEAR	CLUB	W	L	ERA	G	GS	CG	SHO	SV	IP	H	R	ER	HR	HB	BB-I	SO	WP	BK	
2019	DSL Rays 1	1	1	6.46	14	1	0	0	0	23.2	33	20	17	0	5	19-0	26	9	2	
2020		Did Not Pitch																		
2021	DSL Rays 2	3	3	4.25	13	10	0	0	0	48.2	44	27	23	3	8	13-0	37	4	2	
2022	FCL Rays	3	0	2.59	12	1	0	0	2	31.1	23	10	9	1	5	12-0	28	3	0	
<b>Minor League Totals</b>		<b>7</b>	<b>4</b>	<b>4.25</b>	<b>39</b>	<b>12</b>	<b>0</b>	<b>0</b>	<b>2</b>	<b>103.2</b>	<b>100</b>	<b>57</b>	<b>49</b>	<b>4</b>	<b>18</b>	<b>44-0</b>	<b>91</b>	<b>16</b>	<b>4</b>	

## BASTARDO, CRISTIAN / RIGHT-HANDED PITCHER

BATS **Right**  
THROWS **Right**  
HEIGHT **6'2"**  
WEIGHT **190**

BORN **7/4/03** in **Sucre, VEN**  
RESIDES **Sucre, VEN**  
SIGNING SCOUT **Frank Tineo/William Bergolla**  
ACQUIRED **Signed as a free agent on November 16, 2021**

YEAR	CLUB	W	L	ERA	G	GS	CG	SHO	SV	IP	H	R	ER	HR	HB	BB-I	SO	WP	BK
2022	DSL Rays	0	0	4.50	5	2	0	0	0	6.0	7	3	3	1	1	4-0	5	2	1

## BATTLES, JALEN / INFILDER

BATS **Right**  
THROWS **Right**  
HEIGHT **6'2"**  
WEIGHT **210**

BORN **12/20/99** in **San Antonio, TX**  
RESIDES **San Antonio, TX**  
SIGNING SCOUT **Matt Alison**  
ACQUIRED **Selected in the fifth round of the 2022 Amateur Draft**

YEAR	CLUB	AVG	G	AB	R	H	2B	3B	HR	RBI	SH	SF	HB	BB-I	SO	SB	CS	GDP	OBP	SLG
2022	FCL Rays	.200	5	20	3	4	0	0	0	1	0	0	0	0-0	2	1	0	1	.200	.200



## BELGE, JEFF / LEFT-HANDED PITCHER

BATS **Left**  
 THROWS **Left**  
 HEIGHT **6'5"**  
 WEIGHT **225**

BORN **12/4/97** in **Syracuse, NY**  
 RESIDES **Syracuse, NY**  
 SIGNING SCOUT **John Pyle (Dodgers)**  
 ACQUIRED **Via trade from Los Angeles-NL on December 14, 2022**

YEAR	CLUB	W	L	ERA	G	GS	CG	SHO	SV	IP	H	R	ER	HR	HB	BB-I	SO	WP	BK
2019	AZL Dodgers	0	0	5.40	2	0	0	0	0	1.2	1	1	1	0	0	1-0	2	1	0
	Ogden	2	0	0.53	12	0	0	0	0	17.0	10	1	1	0	3	9-0	26	1	0
	Great Lakes	0	0	1.93	4	0	0	0	0	4.2	2	1	1	0	0	5-0	3	1	0
2020										Did Not Pitch									
2021	Great Lakes	2	2	5.61	31	0	0	0	5	43.1	39	33	27	4	2	34-1	63	8	0
2022	Great Lakes	3	3	3.66	29	1	0	0	5	32.0	22	13	13	2	2	17-0	50	6	0
<b>Minor League Totals</b>		<b>7</b>	<b>5</b>	<b>3.92</b>	<b>78</b>	<b>1</b>	<b>0</b>	<b>0</b>	<b>10</b>	<b>98.2</b>	<b>74</b>	<b>49</b>	<b>43</b>	<b>6</b>	<b>7</b>	<b>66-1</b>	<b>144</b>	<b>17</b>	<b>0</b>

## BITSKO, NICK / RIGHT-HANDED PITCHER

BATS **Right**  
 THROWS **Right**  
 HEIGHT **6'4"**  
 WEIGHT **225**

BORN **6/16/02** in **Doylestown, PA**  
 RESIDES **Ocean Breeze, FL**  
 SIGNING SCOUT **Zach Clark**  
 ACQUIRED **Selected in the first round (24th overall) of the 2020 Amateur Draft**

YEAR	CLUB	W	L	ERA	G	GS	CG	SHO	SV	IP	H	R	ER	HR	HB	BB-I	SO	WP	BK
2022	FCL Rays	1	2	7.41	10	8	0	0	0	17.0	14	16	14	0	4	20-0	15	3	0
	Charleston	0	0	4.00	4	4	0	0	0	9.0	8	4	4	0	0	7-0	5	2	0
<b>Minor League Totals</b>		<b>1</b>	<b>2</b>	<b>6.23</b>	<b>14</b>	<b>12</b>	<b>0</b>	<b>0</b>	<b>0</b>	<b>26.0</b>	<b>22</b>	<b>20</b>	<b>18</b>	<b>0</b>	<b>4</b>	<b>27-0</b>	<b>20</b>	<b>5</b>	<b>0</b>

## BLANCO, CARLOS / CATCHER

BATS **Left**  
 THROWS **Right**  
 HEIGHT **6'0"**  
 WEIGHT **175**

BORN **1/23/04** in **Puerto Ordaz, VEN**  
 RESIDES **Puerto Ordaz, VEN**  
 SIGNING SCOUT **Juan Castillo/William Bergolla**  
 ACQUIRED **Signed as a free agent on December 9, 2022**

## BRECHT, BEN / LEFT-HANDED PITCHER

BATS **Left**  
 THROWS **Left**  
 HEIGHT **6'7"**  
 WEIGHT **225**

BORN **1/7/98** in **Evanston, IL**  
 RESIDES **Wilmette, IL**  
 SIGNING SCOUT **Greg Whitworth**  
 ACQUIRED **Selected in the fifth round of the 2019 Amateur Draft**

YEAR	CLUB	W	L	ERA	G	GS	CG	SHO	SV	IP	H	R	ER	HR	HB	BB-I	SO	WP	BK
2019	Hudson Valley	2	0	2.19	10	6	0	0	0	24.2	18	7	6	0	0	4-0	23	1	1
2020										Did Not Pitch									
	Charleston	5	3	3.23	19	16	0	0	0	75.1	58	32	27	9	1	14-0	70	2	0
2022	FCL Rays	0	0	0.00	1	0	0	0	0	2.0	0	0	0	0	0	0-0	4	0	0
	Bowling Green	2	2	3.16	11	11	0	0	0	42.2	48	20	15	7	0	6-0	49	2	0
<b>Minor League Totals</b>		<b>9</b>	<b>5</b>	<b>2.99</b>	<b>41</b>	<b>33</b>	<b>0</b>	<b>0</b>	<b>0</b>	<b>144.2</b>	<b>124</b>	<b>59</b>	<b>48</b>	<b>16</b>	<b>1</b>	<b>24-0</b>	<b>146</b>	<b>5</b>	<b>1</b>



## CABRAL, ISMAEL / RIGHT-HANDED PITCHER

BATS **Right**  
 THROWS **Right**  
 HEIGHT **6'1"**  
 WEIGHT **195**

BORN **12/19/03** in **Bonao, DR**  
 RESIDES **Bonao, DR**  
 SIGNING SCOUT **Daniel Santana/Felix Fermin Jr.**  
 ACQUIRED **Signed as a free agent on August 25, 2022**

## CABRERA, BALDEMIX / RIGHT-HANDED PITCHER

BATS **Right**  
 THROWS **Right**  
 HEIGHT **6'2"**  
 WEIGHT **190**

BORN **3/28/03** in **Santiago, DR**  
 RESIDES **Santiago, DR**  
 SIGNING SCOUT **Daniel Santana/Jorge Perez**  
 ACQUIRED **Signed as a free agent on January 15, 2023**

## CAMINERO, JUNIOR / INFILDER

BATS **Right**  
 THROWS **Right**  
 HEIGHT **5'11"**  
 WEIGHT **155**

BORN **7/5/03** in **Santo Domingo, DR**  
 RESIDES **Santo Domingo, DR**  
 SIGNING SCOUT **Amiro Santana (Cleveland)**  
 ACQUIRED **Via trade from Cleveland on November 19, 2021**

**2022** Named Most Valuable Player for the FCL Rays by the Rays Baseball Operations department...hit .314/.384/.489 (75-for-239) with 7 2B, 11 HR and 51 RBI in 62 games between the FCL Rays and Class-A Charleston...named to the FCL postseason All-Star Team...ranked by *Baseball America* as the No. 8 prospect in the Rays system following the season...the publication also tabbed him as the Best Power Hitter in the organization...hit .303 (47-for-155) with 14 HR in 39 games for the Perth Heat in the Australian Baseball League. **2021** Ranked among Dominican Summer League leaders in homers (tied for 2nd) and slugging pct. (5th)...acquired for RH Tobias Myers following the season.

YEAR	CLUB	AVG	G	AB	R	H	2B	3B	HR	RBI	SH	SF	HB	BB-I	SO	SB	CS	GDP	OBP	SLG
2021	DSL Cleveland Red	.295	43	146	26	43	8	0	9	33	0	3	2	20-2	28	2	0	1	.380	.534
2022	FCL Rays	.326	36	132	18	43	5	1	5	31	0	3	4	15-0	21	7	1	1	.403	.492
	Charleston	.299	26	107	19	32	2	1	6	20	0	0	2	8-0	22	5	0	1	.359	.505
<b>Minor League Totals</b>		<b>.306</b>	<b>105</b>	<b>385</b>	<b>63</b>	<b>118</b>	<b>15</b>	<b>2</b>	<b>20</b>	<b>84</b>	<b>0</b>	<b>6</b>	<b>8</b>	<b>43-2</b>	<b>71</b>	<b>14</b>	<b>1</b>	<b>3</b>	<b>.382</b>	<b>.512</b>

## CANIZALEZ, JOEL / RIGHT-HANDED PITCHER

BATS **Right**  
 THROWS **Right**  
 HEIGHT **6'1"**  
 WEIGHT **185**

BORN **9/22/02** in **Barquisimeto, VEN**  
 RESIDES **Barquisimeto, VEN**  
 SIGNING SCOUT **William Bergolla/Marlon Roche**  
 ACQUIRED **Signed as a free agent on December 2, 2022**

## CASTELLANOS, DAIWER / OUTFIELDER

BATS **Right**  
 THROWS **Right**  
 HEIGHT **5'11"**  
 WEIGHT **155**

BORN **8/16/00** in **Bejuma, VEN**  
 RESIDES **Bejuma, VEN**  
 SIGNING SCOUT **Marlon Roche/William Bergolla**  
 ACQUIRED **Signed as a free agent on April 13, 2018**

YEAR	CLUB	AVG	G	AB	R	H	2B	3B	HR	RBI	SH	SF	HB	BB-I	SO	SB	CS	GDP	OBP	SLG
2018	DSL Rays 2	.277	47	159	37	44	3	4	1	17	1	1	7	18-0	15	10	4	4	.373	.365
2019	GCL Rays	.273	35	128	19	35	1	1	0	11	0	1	2	11-0	12	4	3	1	.338	.297
	Princeton	.275	10	40	7	11	2	0	1	4	0	0	1	3-0	11	2	0	0	.341	.400
2020		Did Not Play																		
2021	FCL Rays	.235	29	98	18	23	3	1	1	9	1	0	2	15-0	28	7	3	0	.348	.316
2022	FCL Rays	.292	8	24	4	7	0	0	0	2	0	0	0	2-0	2	0	0	0	.346	.292
	Charleston	.276	32	116	14	32	5	1	0	15	1	0	0	4-0	14	7	1	3	.300	.336
<b>Minor League Totals</b>		<b>.269</b>	<b>161</b>	<b>565</b>	<b>99</b>	<b>152</b>	<b>14</b>	<b>7</b>	<b>3</b>	<b>58</b>	<b>3</b>	<b>2</b>	<b>12</b>	<b>53-0</b>	<b>82</b>	<b>30</b>	<b>11</b>	<b>8</b>	<b>.343</b>	<b>.335</b>



**CASTILLO, ESTANLI** / OUTFIELDER

BATS **Right**  
THROWS **Right**  
HEIGHT **6'4"**  
WEIGHT **195**

BORN **10/7/01** in Santo Domingo, DR  
RESIDES **Santo Domingo, DR**  
SIGNING SCOUT **Daniel Santana**  
ACQUIRED **Signed as a free agent on July 2, 2018**

YEAR	CLUB	AVG	G	AB	R	H	2B	3B	HR	RBI	SH	SF	HB	BB-I	SO	SB	CS	GDP	OBP	SLG
2019	DSL Rays 1	.272	61	232	20	63	8	0	2	27	0	3	1	13-0	61	7	1	7	.309	.332
2020		Did Not Play																		
2021	FCL Rays	.259	18	54	13	14	5	0	0	9	0	1	0	14-0	13	1	1	2	.406	.352
2022	FCL Rays	.310	24	87	17	27	9	1	0	18	0	1	0	15-0	31	4	1	1	.408	.437
<b>Minor League Totals</b>		<b>.279</b>	<b>103</b>	<b>373</b>	<b>50</b>	<b>104</b>	<b>22</b>	<b>1</b>	<b>2</b>	<b>54</b>	<b>0</b>	<b>5</b>	<b>1</b>	<b>42-0</b>	<b>105</b>	<b>12</b>	<b>3</b>	<b>10</b>	<b>.349</b>	<b>.359</b>

**CATALINA, NERALDO** / RIGHT-HANDED PITCHER

BATS **Right**  
THROWS **Right**  
HEIGHT **6'6"**  
WEIGHT **200**

BORN **6/21/00** in El Seibo, DR  
RESIDES **El Seibo, DR**  
SIGNING SCOUT **Fernando Encarnación (Mets)**  
ACQUIRED **Via trade from New York-NL on May 12, 2019**

YEAR	CLUB	W	L	ERA	G	GS	CG	SHO	SV	IP	H	R	ER	HR	HB	BB-I	SO	WP	BK	
2019	GCL Rays	3	3	2.14	11	1	0	0	0	21.0	20	12	5	0	7	9-1	23	6	0	
2020		Did Not Pitch																		
2021	Charleston	2	2	8.69	24	3	0	0	0	29.0	28	29	28	2	7	31-0	36	14	2	
2022	Charleston	1	0	4.33	31	5	0	0	1	43.2	23	28	21	0	5	48-0	57	17	0	
	Bowling Green	0	0	24.00	4	0	0	0	0	3.0	5	11	8	0	3	7-0	4	4	0	
<b>Minor League Totals</b>		<b>6</b>	<b>5</b>	<b>5.77</b>	<b>70</b>	<b>9</b>	<b>0</b>	<b>0</b>	<b>1</b>	<b>96.2</b>	<b>76</b>	<b>80</b>	<b>62</b>	<b>2</b>	<b>22</b>	<b>95-1</b>	<b>120</b>	<b>41</b>	<b>2</b>	

**CERMAK, RYAN** / OUTFIELDER

BATS **Right**  
THROWS **Right**  
HEIGHT **6'2"**  
WEIGHT **210**

BORN **6/2/01** in Hinsdale, IL  
RESIDES **Riverside, IL**  
SIGNING SCOUT **Tom Couston**  
ACQUIRED **Selected in Competitive Balance Round B of the 2022 Amateur Draft**

**2022** Ranked by *Baseball America* as the No. 21 prospect in the Rays system following the season. **PERSONAL** Selected out of Illinois State University with the pick acquired in the trade involving OF Austin Meadows and INF Isaac Paredes...hit .340 (66-for-194) with 19 HR and 43 RBI in 48 games as a sophomore...named Missouri Valley Conference Defensive Player of the Year and first team All-Conference for a second straight season...despite growing up in the Chicago area, became a Rays fan from watching Evan Longoria as a kid and often played video games as the Rays.

YEAR	CLUB	AVG	G	AB	R	H	2B	3B	HR	RBI	SH	SF	HB	BB-I	SO	SB	CS	GDP	OBP	SLG
2022	FCL Rays	.273	7	22	5	6	0	1	2	5	0	0	1	1-0	9	3	0	0	.333	.636

**CHAURAN, KLEIVER** / INFIELDER

BATS **Switch**  
THROWS **Right**  
HEIGHT **5'11"**  
WEIGHT **165**

BORN **11/23/05** in Valencia, VEN  
RESIDES **Valencia, VEN**  
SIGNING SCOUT **William Bergolla**  
ACQUIRED **Signed as a free agent on January 15, 2023**



## CHRISTIANSON, JAKE / RIGHT-HANDED PITCHER

BATS **Right**  
THROWS **Right**  
HEIGHT **6'3"**  
WEIGHT **190**

BORN **10/22/99** in Burnsville, MN  
RESIDES **Superior, WI**  
SIGNING SCOUT **Tim Fortugno**  
ACQUIRED **Selected in the 15th round of the 2022 Amateur Draft**

YEAR	CLUB	W	L	ERA	G	GS	CG	SHO	SV	IP	H	R	ER	HR	HB	BB-I	SO	WP	BK
2022	FCL Rays	0	0	0.00	2	0	0	0	1	2.1	0	0	0	0	0	1-0	5	0	0

## COLMENAREZ, CARLOS / INFIELDER

BATS **Left**  
THROWS **Right**  
HEIGHT **5'11"**  
WEIGHT **180**

BORN **11/15/03** in San Felipe, VEN  
RESIDES **San Felipe, VEN**  
SIGNING SCOUT **Daniel Santana**  
ACQUIRED **Signed as a free agent on January 15, 2021**

**2022** Led the FCL Rays with 36 runs, 13 SB and 9 HBP...his 36 runs tied for 5th in the FCL...ranked by *Baseball America* as the No. 23 prospect in the Rays system following the season. **2021** Missed the first month of the DSL season with a fractured hamate...ranked by *Baseball America* as the No. 11 prospect in the Rays system following the season.

YEAR	CLUB	AVG	G	AB	R	H	2B	3B	HR	RBI	SH	SF	HB	BB-I	SO	SB	CS	GDP	OBP	SLG
2021	DSL Rays 1	.247	26	97	7	24	2	1	0	12	0	4	4	8-0	30	7	6	0	.319	.289
2022	FCL Rays	.254	35	126	36	32	7	3	1	19	0	1	9	17-0	41	13	2	1	.379	.381
<b>Minor League Totals</b>		<b>.251</b>	<b>61</b>	<b>223</b>	<b>43</b>	<b>56</b>	<b>9</b>	<b>4</b>	<b>1</b>	<b>31</b>	<b>0</b>	<b>5</b>	<b>13</b>	<b>25-0</b>	<b>71</b>	<b>20</b>	<b>8</b>	<b>1</b>	<b>.353</b>	<b>.341</b>

## CONTRERAS, JOSÉ / OUTFIELDER

BATS **Right**  
THROWS **Right**  
HEIGHT **6'1"**  
WEIGHT **200**

BORN **5/5/05** in Cienfuegos, Cuba  
RESIDES **Maimon, DR**  
SIGNING SCOUT **Daniel Santana**  
ACQUIRED **Signed as a free agent on January 15, 2022**

YEAR	CLUB	AVG	G	AB	R	H	2B	3B	HR	RBI	SH	SF	HB	BB-I	SO	SB	CS	GDP	OBP	SLG
2022	DSL Rays	.229	53	179	25	41	7	2	2	20	0	3	4	25-0	64	3	3	0	.332	.324

## CONTRERAS, RONALD / RIGHT-HANDED PITCHER

BATS **Right**  
THROWS **Right**  
HEIGHT **6'2"**  
WEIGHT **185**

BORN **6/18/05** in San Pedro de Macorís, DR  
RESIDES **San Pedro de Macorís, DR**  
SIGNING SCOUT **Daniel Santana/Miguel De La Cruz**  
ACQUIRED **Signed as a free agent on May 7, 2022**

YEAR	CLUB	W	L	ERA	G	GS	CG	SHO	SV	IP	H	R	ER	HR	HB	BB-I	SO	WP	BK
2022	DSL Tampa Bay	1	2	10.13	8	3	0	0	0	13.1	15	15	15	0	3	19-0	10	8	0

## COOK, ALEX / RIGHT-HANDED PITCHER

BATS **Right**  
THROWS **Right**  
HEIGHT **6'1"**  
WEIGHT **230**

BORN **3/29/01** in Lawrenceville, GA  
RESIDES **Bethlehem, GA**  
SIGNING SCOUT **Matt Alison**  
ACQUIRED **Selected in the 12th round of the 2022 Amateur Draft**



**CORTORREAL, ANEUDY** / RIGHT-HANDED PITCHER

BATS **Right**  
THROWS **Right**  
HEIGHT **6'3"**  
WEIGHT **200**

BORN **12/13/99** in Santo Domingo, DR  
RESIDES **Santo Domingo, DR**  
SIGNING SCOUT **Daniel Santana**  
ACQUIRED **Signed as a free agent on October 3, 2018**

YEAR	CLUB	W	L	ERA	G	GS	CG	SHO	SV	IP	H	R	ER	HR	HB	BB-I	SO	WP	BK
2019	DSL Rays 2	5	0	2.03	16	1	0	0	2	31.0	20	8	7	1	2	21-0	44	7	1
	GCL Rays	0	1	3.86	3	0	0	0	0	4.2	6	3	2	0	0	3-0	7	3	0
2020		Did Not Pitch																	
2021	FCL Rays	1	0	1.29	10	0	0	0	1	21.0	13	6	3	0	0	13-0	27	6	1
2022	Charleston	4	2	3.86	39	0	0	0	1	56.0	36	31	24	2	9	53-0	73	15	1
<b>Minor League Totals</b>		<b>10</b>	<b>3</b>	<b>2.88</b>	<b>68</b>	<b>1</b>	<b>0</b>	<b>0</b>	<b>4</b>	<b>112.2</b>	<b>75</b>	<b>48</b>	<b>36</b>	<b>3</b>	<b>11</b>	<b>90-0</b>	<b>151</b>	<b>31</b>	<b>3</b>

**COSTUMÉ, FERNANDO** / RIGHT-HANDED PITCHER

BATS **Right**  
THROWS **Right**  
HEIGHT **6'2"**  
WEIGHT **165**

BORN **5/14/03** in Monte Cristi, DR  
RESIDES **Monte Cristi, DR**  
SIGNING SCOUT **Daniel Santana**  
ACQUIRED **Signed as a free agent on July 27, 2021**

YEAR	CLUB	W	L	ERA	G	GS	CG	SHO	SV	IP	H	R	ER	HR	HB	BB-I	SO	WP	BK
2021	DSL Rays 1	0	0	8.18	9	3	0	0	0	11.0	5	13	10	0	4	23-0	12	8	0
2022	DSL Rays	2	3	6.20	19	0	0	0	2	24.2	28	25	17	0	3	21-0	30	13	3
<b>Minor League Totals</b>		<b>2</b>	<b>3</b>	<b>6.81</b>	<b>28</b>	<b>3</b>	<b>0</b>	<b>0</b>	<b>2</b>	<b>35.2</b>	<b>33</b>	<b>38</b>	<b>27</b>	<b>0</b>	<b>7</b>	<b>44-0</b>	<b>42</b>	<b>21</b>	<b>3</b>

**COTES, FELIX** / INFIELDER

BATS **Switch**  
THROWS **Right**  
HEIGHT **5'11"**  
WEIGHT **175**

BORN **8/13/05** in San Pedro de Macoris, DR  
RESIDES **San Pedro de Macoris, DR**  
SIGNING SCOUT **Remy Hernandez/Daniel Santana**  
ACQUIRED **Signed as a free agent on January 15, 2022**

**CRUZ, SAMUEL** / RIGHT-HANDED PITCHER

BATS **Right**  
THROWS **Right**  
HEIGHT **6'3"**  
WEIGHT **160**

BORN **1/9/02** in Quisqueya, DR  
RESIDES **San Pedro de Macoris, DR**  
SIGNING SCOUT **Remy Hernandez/Daniel Santana**  
ACQUIRED **Signed as a free agent on November 29, 2018**

YEAR	CLUB	W	L	ERA	G	GS	CG	SHO	SV	IP	H	R	ER	HR	HB	BB-I	SO	WP	BK
2019	DSL Rays 1	0	0	12.42	15	2	0	0	0	16.2	19	29	23	1	4	32-0	16	13	0
	2020		Did Not Pitch																
2021	DSL Rays 1	4	0	3.96	12	5	0	0	0	38.2	26	19	17	2	4	33-0	30	10	1
2022	FCL Rays	1	0	3.09	9	0	0	0	0	11.2	8	4	4	1	2	12-0	16	2	2
<b>Minor League Totals</b>		<b>5</b>	<b>0</b>	<b>5.91</b>	<b>36</b>	<b>7</b>	<b>0</b>	<b>0</b>	<b>0</b>	<b>67.0</b>	<b>53</b>	<b>52</b>	<b>44</b>	<b>4</b>	<b>10</b>	<b>77-0</b>	<b>62</b>	<b>25</b>	<b>3</b>

**CUEVAS, JONNY** / RIGHT-HANDED PITCHER

BATS **Right**  
THROWS **Right**  
HEIGHT **6'2"**  
WEIGHT **200**

BORN **11/20/00** in Indio, CA  
RESIDES **Las Vegas, NV**  
SIGNING SCOUT **David Hamlett**  
ACQUIRED **Selected in the 12th round of the 2021 Amateur Draft**

YEAR	CLUB	W	L	ERA	G	GS	CG	SHO	SV	IP	H	R	ER	HR	HB	BB-I	SO	WP	BK
2021	FCL Rays	0	0	7.71	2	0	0	0	0	2.1	3	2	2	0	0	1-0	3	0	0
2022	Charleston	3	1	4.50	19	1	0	0	1	56.0	53	33	28	5	1	40-0	43	9	0
<b>Minor League Totals</b>		<b>3</b>	<b>1</b>	<b>4.63</b>	<b>21</b>	<b>1</b>	<b>0</b>	<b>0</b>	<b>1</b>	<b>58.1</b>	<b>56</b>	<b>35</b>	<b>30</b>	<b>5</b>	<b>1</b>	<b>41-0</b>	<b>46</b>	<b>9</b>	<b>0</b>



## CURET, YONIEL / RIGHT-HANDED PITCHER

BATS **Right**  
THROWS **Right**  
HEIGHT **6'2"**  
WEIGHT **190**

BORN **11/3/02** in **San Pedro de Macoris, DR**  
RESIDES **San Pedro de Macoris, DR**  
SIGNING SCOUT **Daniel Santana**  
ACQUIRED **Signed as a free agent on July 2, 2019**

YEAR	CLUB	W	L	ERA	G	GS	CG	SHO	SV	IP	H	R	ER	HR	HB	BB-I	SO	WP	BK
2021	DSL Rays 2	2	4	3.71	14	8	0	0	0	51.0	37	25	21	0	16	27-0	63	16	0
2022	FCL Rays	2	1	1.75	13	8	0	0	0	36.0	19	10	7	3	6	21-0	48	4	3
	Charleston	0	0	4.50	2	2	0	0	0	6.0	6	5	3	0	2	7-0	10	2	0
<b>Minor League Totals</b>		<b>4</b>	<b>5</b>	<b>3.00</b>	<b>29</b>	<b>18</b>	<b>0</b>	<b>0</b>	<b>0</b>	<b>93.0</b>	<b>62</b>	<b>40</b>	<b>31</b>	<b>3</b>	<b>24</b>	<b>55-0</b>	<b>121</b>	<b>22</b>	<b>3</b>

## DACOSTA, FRANKLIN / LEFT-HANDED PITCHER

BATS **Left**  
THROWS **Left**  
HEIGHT **5'11"**  
WEIGHT **160**

BORN **2/27/00** in **La Guaira, VEN**  
RESIDES **Propatria, VEN**  
SIGNING SCOUT **Juan Castillo/Marlon Roche/Ronnie Blanco**  
ACQUIRED **Signed as a free agent on October 31, 2016**

YEAR	CLUB	W	L	ERA	G	GS	CG	SHO	SV	IP	H	R	ER	HR	HB	BB-I	SO	WP	BK
2017	DSL Rays 1	0	2	4.13	14	3	0	0	0	32.2	27	18	15	0	3	14-0	27	8	0
2018	DSL Rays 1	2	3	2.79	15	6	0	0	0	42.0	31	14	13	0	1	17-0	55	3	0
2019	GCL Rays	3	2	2.09	10	5	0	0	0	38.2	31	11	9	2	1	10-0	36	4	0
2020										Did Not Pitch									
2021	FCL Rays	1	0	0.57	4	1	0	0	1	15.2	11	1	1	0	0	3-0	22	0	0
	Charleston	3	1	3.05	9	5	0	0	0	41.1	32	17	14	3	3	11-0	51	2	5
2022	Bowling Green	3	3	3.69	24	5	0	0	1	61.0	51	26	25	7	4	18-1	61	5	0
	Montgomery	0	0	3.00	1	0	0	0	0	3.0	3	1	1	1	1	2-0	3	0	0
<b>Minor League Totals</b>		<b>12</b>	<b>11</b>	<b>3.00</b>	<b>77</b>	<b>25</b>	<b>0</b>	<b>0</b>	<b>2</b>	<b>234.1</b>	<b>186</b>	<b>88</b>	<b>78</b>	<b>13</b>	<b>13</b>	<b>75-1</b>	<b>255</b>	<b>22</b>	<b>7</b>

## DAHLE, NATE / RIGHT-HANDED PITCHER

BATS **Right**  
THROWS **Right**  
HEIGHT **6'6"**  
WEIGHT **230**

BORN **10/9/97** in **Logan, UT**  
RESIDES **Tremonton, UT**  
SIGNING SCOUT **Brian Oliver**  
ACQUIRED **Selected in the 13th round of the 2022 Amateur Draft**

YEAR	CLUB	W	L	ERA	G	GS	CG	SHO	SV	IP	H	R	ER	HR	HB	BB-I	SO	WP	BK
2022	FCL Rays	0	0	6.75	3	0	0	0	1	2.2	3	2	2	0	0	1-0	3	1	0

## DAVITT, DUNCAN / RIGHT-HANDED PITCHER

BATS **Right**  
THROWS **Right**  
HEIGHT **6'3"**  
WEIGHT **225**

BORN **9/23/99** in **Des Moines, IA**  
RESIDES **Iowa City, IA**  
SIGNING SCOUT **Matt Alison**  
ACQUIRED **Selected in the 18th round of the 2022 Amateur Draft**

YEAR	CLUB	W	L	ERA	G	GS	CG	SHO	SV	IP	H	R	ER	HR	HB	BB-I	SO	WP	BK
2022	FCL Rays	0	1	12.46	3	0	0	0	0	4.1	7	6	6	1	0	2-0	6	1	0





**DE JESÚS, CESAR** / LEFT-HANDED PITCHER

BATS **Left**  
THROWS **Left**  
HEIGHT **6'1"**  
WEIGHT **140**

BORN **9/28/03** in Santo Domingo, DR  
RESIDES **Santo Domingo, DR**  
SIGNING SCOUT **Rigoberto De Los Santos/Daniel Santana**  
ACQUIRED **Signed as a free agent on June 25, 2021**

YEAR	CLUB	W	L	ERA	G	GS	CG	SHO	SV	IP	H	R	ER	HR	HB	BB-I	SO	WP	BK	
2021	DSL Rays 1	1	0	2.70	7	1	0	0	1	13.1	8	4	4	0	1	11-0	17	7	0	
2022																				Injured-Did Not Pitch

**DE LA CRUZ, WILLMER** / INFIELDER

BATS **Switch**  
THROWS **Right**  
HEIGHT **5'8"**  
WEIGHT **170**

BORN **4/6/03** in Santo Domingo, DR  
RESIDES **Santo Domingo, DR**  
SIGNING SCOUT **Daniel Santana**  
ACQUIRED **Signed as a free agent on July 2, 2019**

YEAR	CLUB	AVG	G	AB	R	H	2B	3B	HR	RBI	SH	SF	HB	BB-I	SO	SB	CS	GDP	OBP	SLG
2021	DSL Rays 2	.261	51	165	37	43	9	2	2	19	0	1	3	41-0	51	21	11	3	.414	.376
2022	FCL Rays	.283	37	106	22	30	3	1	1	12	1	0	1	19-0	28	9	4	0	.397	.358
<b>Minor League Totals</b>		<b>.269</b>	<b>88</b>	<b>271</b>	<b>59</b>	<b>73</b>	<b>12</b>	<b>3</b>	<b>3</b>	<b>31</b>	<b>1</b>	<b>1</b>	<b>4</b>	<b>60-0</b>	<b>79</b>	<b>30</b>	<b>15</b>	<b>3</b>	<b>.408</b>	<b>.369</b>

**DE LA ROSA, MANUEL** / LEFT-HANDED PITCHER

BATS **Left**  
THROWS **Left**  
HEIGHT **6'0"**  
WEIGHT **155**

BORN **4/20/03** in Santo Domingo, DR  
RESIDES **Santo Domingo, DR**  
SIGNING SCOUT **Daniel Santana**  
ACQUIRED **Signed as a free agent on September 4, 2019**

YEAR	CLUB	W	L	ERA	G	GS	CG	SHO	SV	IP	H	R	ER	HR	HB	BB-I	SO	WP	BK
2021	DSL Rays 1	2	4	3.38	14	9	0	0	0	50.2	37	25	19	1	2	27-0	73	14	1
2022	FCL Rays	2	0	4.05	13	1	0	0	0	33.1	20	17	15	0	1	16-0	37	8	0
<b>Minor League Totals</b>		<b>4</b>	<b>4</b>	<b>3.64</b>	<b>27</b>	<b>10</b>	<b>0</b>	<b>0</b>	<b>0</b>	<b>84.0</b>	<b>57</b>	<b>42</b>	<b>34</b>	<b>1</b>	<b>3</b>	<b>43-0</b>	<b>110</b>	<b>22</b>	<b>1</b>

**DE LOS SANTOS, JHOAN** / RIGHT-HANDED PITCHER

BATS **Right**  
THROWS **Right**  
HEIGHT **6'2"**  
WEIGHT **170**

BORN **1/19/05** in Bánica, DR  
RESIDES **La Pared de Haina, DR**  
SIGNING SCOUT **Daniel Santana**  
ACQUIRED **Signed as a free agent on January 15, 2023**

**DE SOUSA, CARLOS** / CATCHER

BATS **Right**  
THROWS **Right**  
HEIGHT **6'1"**  
WEIGHT **165**

BORN **4/24/06** in Los Teques, VEN  
RESIDES **Los Teques, VEN**  
SIGNING SCOUT **Daniel Santana**  
ACQUIRED **Signed as a free agent on January 15, 2023**

**DELGADO, ENDERSON** / CATCHER

BATS **Switch**  
THROWS **Right**  
HEIGHT **5'11"**  
WEIGHT **185**

BORN **9/21/04** in Cabimas, VEN  
RESIDES **Cabimas, VEN**  
SIGNING SCOUT **Carlos León/Juan Castillo**  
ACQUIRED **Signed as a free agent on January 15, 2022**

YEAR	CLUB	AVG	G	AB	R	H	2B	3B	HR	RBI	SH	SF	HB	BB-I	SO	SB	CS	GDP	OBP	SLG
2022	DSL Rays	.218	34	101	14	22	3	0	0	9	0	1	6	11-0	21	2	2	2	.328	.248



## DÍAZ, JHON / OUTFIELDER

BATS **Left**  
 THROWS **Left**  
 HEIGHT **5'9"**  
 WEIGHT **165**

BORN **10/1/02** in **Santo Domingo, DR**  
 RESIDES **Santo Domingo, DR**  
 SIGNING SCOUT **Daniel Santana**  
 ACQUIRED **Signed as a free agent on August 29, 2019**

YEAR	CLUB	AVG	G	AB	R	H	2B	3B	HR	RBI	SH	SF	HB	BB-I	SO	SB	CS	GDP	OBP	SLG
2021	DSL Rays 1	.176	45	159	26	28	5	2	1	13	0	3	0	29-0	58	5	3	0	.298	.252
2022	FCL Rays	.225	41	151	24	34	7	4	2	19	0	1	1	12-0	52	9	4	1	.285	.364
<b>Minor League Totals</b>		<b>.200</b>	<b>86</b>	<b>310</b>	<b>50</b>	<b>62</b>	<b>12</b>	<b>6</b>	<b>3</b>	<b>32</b>	<b>0</b>	<b>4</b>	<b>1</b>	<b>41-0</b>	<b>110</b>	<b>14</b>	<b>7</b>	<b>1</b>	<b>.292</b>	<b>.306</b>

## DOXAKIS, JOHN / LEFT-HANDED PITCHER

BATS **Right**  
 THROWS **Left**  
 HEIGHT **6'4"**  
 WEIGHT **210**

BORN **8/20/98** in **Houston, TX**  
 RESIDES **Houston, TX**  
 SIGNING SCOUT **Pat Murphy**  
 ACQUIRED **Selected in the second round of the 2019 Amateur Draft**

YEAR	CLUB	W	L	ERA	G	GS	CG	SHO	SV	IP	H	R	ER	HR	HB	BB-I	SO	WP	BK	
2019	Hudson Valley	0	0	1.93	12	10	0	0	0	29.2	16	8	7	0	3	11-0	31	0	0	
2020		Did Not Pitch																		
2021	Charleston	3	1	2.43	7	7	0	0	0	29.2	16	8	8	1	2	3-0	42	1	0	
	Bowling Green	6	1	4.56	16	14	0	0	0	73.0	67	41	37	6	6	16-0	72	2	2	
2022	Bowling Green	2	1	2.94	7	7	0	0	0	33.2	20	13	11	4	1	8-0	41	2	0	
	Montgomery	2	7	5.68	20	18	0	0	0	82.1	74	56	52	11	10	45-0	72	4	2	
<b>Minor League Totals</b>		<b>13</b>	<b>10</b>	<b>4.12</b>	<b>62</b>	<b>56</b>	<b>0</b>	<b>0</b>	<b>0</b>	<b>251.1</b>	<b>197</b>	<b>126</b>	<b>115</b>	<b>22</b>	<b>22</b>	<b>83-0</b>	<b>258</b>	<b>9</b>	<b>4</b>	

## DRYER, CONOR / RIGHT-HANDED PITCHER

BATS **Left**  
 THROWS **Right**  
 HEIGHT **6'3"**  
 WEIGHT **200**

BORN **8/18/98** in **Overland Park, KS**  
 RESIDES **Chesterfield, MO**  
 SIGNING SCOUT **Matt Alison**  
 ACQUIRED **Selected in the 17th round of the 2021 Amateur Draft**

YEAR	CLUB	W	L	ERA	G	GS	CG	SHO	SV	IP	H	R	ER	HR	HB	BB-I	SO	WP	BK
2021	FCL Rays	1	0	2.00	7	0	0	0	0	9.0	7	2	2	1	0	0-0	10	2	0
2022	Bowling Green	5	2	3.80	29	3	0	0	3	64.0	69	33	27	9	1	16-0	71	2	0
<b>Minor League Totals</b>		<b>6</b>	<b>2</b>	<b>3.58</b>	<b>36</b>	<b>3</b>	<b>0</b>	<b>0</b>	<b>3</b>	<b>73.0</b>	<b>76</b>	<b>35</b>	<b>29</b>	<b>10</b>	<b>1</b>	<b>16-0</b>	<b>81</b>	<b>4</b>	<b>0</b>

## DYER, MATTHEW / OUTFIELDER

BATS **Right**  
 THROWS **Right**  
 HEIGHT **6'4"**  
 WEIGHT **185**

BORN **7/14/98** in **Phoenix, AZ**  
 RESIDES **Peoria, AZ**  
 SIGNING SCOUT **Brian Reid (Mets)**  
 ACQUIRED **Via trade from New York-NL on July 23, 2021**

YEAR	CLUB	AVG	G	AB	R	H	2B	3B	HR	RBI	SH	SF	HB	BB-I	SO	SB	CS	GDP	OBP	SLG
2021	St. Lucie	.194	36	124	20	24	7	2	7	20	0	2	3	23-0	47	6	1	1	.329	.452
	Charleston	.336	27	107	25	36	7	3	5	13	0	0	2	6-0	35	4	2	2	.383	.598
2022	Bowling Green	.233	62	232	30	54	6	2	4	25	0	0	9	24-0	86	10	2	3	.328	.328
	FCL Rays	.333	4	12	2	4	0	0	1	4	0	0	0	1-0	3	0	1	0	.385	.583
<b>Minor League Totals</b>		<b>.248</b>	<b>129</b>	<b>475</b>	<b>77</b>	<b>118</b>	<b>20</b>	<b>7</b>	<b>17</b>	<b>62</b>	<b>0</b>	<b>2</b>	<b>14</b>	<b>54-0</b>	<b>171</b>	<b>20</b>	<b>6</b>	<b>6</b>	<b>.341</b>	<b>.427</b>



## EDWARDS, EVAN / INFIELDER

BATS **Left**  
 THROWS **Left**  
 HEIGHT **6'1"**  
 WEIGHT **195**

BORN **6/21/97** in Greensboro, NC  
 RESIDES **Greensboro, NC**  
 SIGNING SCOUT **Blake Newsome (Marlins)**  
 ACQUIRED **Via trade from Miami on February 17, 2021**

YEAR	CLUB	AVG	G	AB	R	H	2B	3B	HR	RBI	SH	SF	HB	BB-I	SO	SB	CS	GDP	OBP	SLG
2019	Batavia	.222	5	18	1	4	1	0	1	2	0	0	0	2-0	9	1	0	0	.300	.444
	Clinton	.285	68	256	32	73	14	1	8	48	0	1	3	28-0	74	3	0	2	.361	.441
2020		Did Not Play																		
2021	Bowling Green	.226	94	332	55	75	11	1	22	58	0	2	6	56-0	137	6	1	5	.346	.464
2022	Montgomery	.220	66	214	30	47	6	1	12	37	0	3	6	38-0	90	6	2	2	.349	.425
	FCL Rays	.421	6	19	7	8	0	1	2	11	0	1	0	7-0	5	1	0	0	.556	.842
<b>Minor League Totals</b>		<b>.247</b>	<b>239</b>	<b>839</b>	<b>125</b>	<b>207</b>	<b>32</b>	<b>4</b>	<b>45</b>	<b>156</b>	<b>0</b>	<b>7</b>	<b>15</b>	<b>131-0</b>	<b>315</b>	<b>17</b>	<b>3</b>	<b>9</b>	<b>.356</b>	<b>.455</b>

## ERBE, HADEN / RIGHT-HANDED PITCHER

BATS **Right**  
 THROWS **Right**  
 HEIGHT **6'3"**  
 WEIGHT **230**

BORN **8/13/98** in Lafayette, LA  
 RESIDES **Tampa, FL**  
 SIGNING SCOUT **Brett Foley**  
 ACQUIRED **Signed as a non-drafted free agent on July 25, 2022**

YEAR	CLUB	W	L	ERA	G	GS	CG	SHO	SV	IP	H	R	ER	HR	HB	BB-I	SO	WP	BK
2022	FCL Rays	0	0	0.00	1	0	0	0	0	1.0	0	0	0	0	0	0-0	0	0	0
	Bowling Green	0	0	0.00	3	0	0	0	0	4.0	0	0	0	0	1	2-0	5	1	0
<b>Minor League Totals</b>		<b>0</b>	<b>0</b>	<b>0.00</b>	<b>4</b>	<b>0</b>	<b>0</b>	<b>0</b>	<b>0</b>	<b>5.0</b>	<b>0</b>	<b>0</b>	<b>0</b>	<b>0</b>	<b>1</b>	<b>2-0</b>	<b>5</b>	<b>1</b>	<b>0</b>

## EUSEBIO, OLIVER / RIGHT-HANDED PITCHER

BATS **Right**  
 THROWS **Right**  
 HEIGHT **6'0"**  
 WEIGHT **200**

BORN **1/5/05** in San Pedro, DR  
 RESIDES **San Pedro, DR**  
 SIGNING SCOUT **Daniel Santana**  
 ACQUIRED **Signed as a free agent on January 15, 2023**

## FERNÁNDEZ, MARIO / CATCHER

BATS **Right**  
 THROWS **Right**  
 HEIGHT **5'11"**  
 WEIGHT **170**

BORN **9/28/00** in Maracay, VEN  
 RESIDES **Mariara, VEN**  
 SIGNING SCOUT **William Bergolla/Marlon Roche**  
 ACQUIRED **Signed as a free agent on April 23, 2019**

YEAR	CLUB	AVG	G	AB	R	H	2B	3B	HR	RBI	SH	SF	HB	BB-I	SO	SB	CS	GDP	OBP	SLG
2019	DSL Rays 1	.118	12	34	2	4	1	0	0	3	0	0	6	2-0	5	2	1	1	.286	.147
2020		Did Not Play																		
2021	FCL Rays	.220	30	82	16	18	7	0	3	14	0	0	6	7-0	21	0	0	2	.326	.415
2022	FCL Rays	.133	6	15	3	2	0	0	0	0	0	0	1	1-0	3	0	0	0	.235	.133
<b>Minor League Totals</b>		<b>.183</b>	<b>48</b>	<b>131</b>	<b>21</b>	<b>24</b>	<b>8</b>	<b>0</b>	<b>3</b>	<b>17</b>	<b>0</b>	<b>0</b>	<b>13</b>	<b>10-0</b>	<b>29</b>	<b>2</b>	<b>1</b>	<b>3</b>	<b>.305</b>	<b>.313</b>



## FIELDS, KAMRON / RIGHT-HANDED PITCHER

BATS **Right**  
THROWS **Right**  
HEIGHT **6'4"**  
WEIGHT **195**

BORN **9/24/98** in Dallas, TX  
RESIDES **Garland, TX**  
SIGNING SCOUT **Pat Murphy**  
ACQUIRED **Selected in the 20th round of the 2021 Amateur Draft**

YEAR	CLUB	W	L	ERA	G	GS	CG	SHO	SV	IP	H	R	ER	HR	HB	BB-I	SO	WP	BK
2021	FCL Rays	0	0	10.80	3	0	0	0	1	3.1	3	4	4	0	0	4-0	1	0	0
2022	Charleston	3	0	2.92	34	1	0	0	2	49.1	36	25	16	7	3	41-0	41	6	0
<b>Minor League Totals</b>		<b>3</b>	<b>0</b>	<b>3.42</b>	<b>37</b>	<b>1</b>	<b>0</b>	<b>0</b>	<b>3</b>	<b>52.2</b>	<b>39</b>	<b>29</b>	<b>20</b>	<b>7</b>	<b>3</b>	<b>45-0</b>	<b>42</b>	<b>6</b>	<b>0</b>

## FLORIAN, FRAILIN / LEFT-HANDED PITCHER

BATS **Left**  
THROWS **Left**  
HEIGHT **6'6"**  
WEIGHT **220**

BORN **8/5/04** in Barahona, DR  
RESIDES **Barahona, DR**  
SIGNING SCOUT **Daniel Santana**  
ACQUIRED **Signed as a free agent on January 15, 2023**

## FLORIAN, RENALDITO / RIGHT-HANDED PITCHER

BATS **Right**  
THROWS **Right**  
HEIGHT **5'11"**  
WEIGHT **160**

BORN **3/26/02** in Las Yayas, DR  
RESIDES **Azua, DR**  
SIGNING SCOUT **Miguel De La Cruz/Daniel Santana**  
ACQUIRED **Signed as a free agent on October 14, 2021**

YEAR	CLUB	W	L	ERA	G	GS	CG	SHO	SV	IP	H	R	ER	HR	HB	BB-I	SO	WP	BK
2022	DSL Rays	1	1	3.64	12	5	0	0	0	29.2	32	15	12	1	4	18-0	32	6	1

## FRANSUA, VICTOR / RIGHT-HANDED PITCHER

BATS **Right**  
THROWS **Right**  
HEIGHT **6'1"**  
WEIGHT **180**

BORN **8/13/00** in San Pedro de Macoris, DR  
RESIDES **San Pedro de Macoris, DR**  
SIGNING SCOUT **Remy Hernandez/Daniel Santana**  
ACQUIRED **Signed as a free agent on November 6, 2019**

YEAR	CLUB	W	L	ERA	G	GS	CG	SHO	SV	IP	H	R	ER	HR	HB	BB-I	SO	WP	BK
2021	DSL Rays 2	3	0	2.10	13	0	0	0	4	25.2	15	7	6	0	1	16-0	26	3	0
2022	DSL Tampa Bay	0	1	3.62	16	0	0	0	7	27.1	23	12	11	0	2	19-0	32	3	0
<b>Minor League Totals</b>		<b>3</b>	<b>1</b>	<b>2.89</b>	<b>29</b>	<b>0</b>	<b>0</b>	<b>0</b>	<b>11</b>	<b>53.0</b>	<b>38</b>	<b>19</b>	<b>17</b>	<b>0</b>	<b>3</b>	<b>35-0</b>	<b>58</b>	<b>6</b>	<b>0</b>



## FRIAS, ALAN / OUTFIELDER

BATS **Right**  
THROWS **Right**  
HEIGHT **6'2"**  
WEIGHT **205**

BORN **10/26/05** in Santo Domingo, DR  
RESIDES **Semana Santa, DR**  
SIGNING SCOUT **Daniel Santana**  
ACQUIRED **Signed as a free agent on January 15, 2023**

## GALARRAGA, ÁNGEL / CATCHER

BATS **Left**  
THROWS **Right**  
HEIGHT **6'1"**  
WEIGHT **180**

BORN **8/1/02** in Caracas, VEN  
RESIDES **Caracas, VEN**  
SIGNING SCOUT **Juan Castillo**  
ACQUIRED **Signed as a free agent on May 22, 2019**

YEAR	CLUB	AVG	G	AB	R	H	2B	3B	HR	RBI	SH	SF	HB	BB-I	SO	SB	CS	GDP	OBP	SLG
2019	DSL Rays 2	.200	6	15	0	3	0	0	0	2	0	0	0	1-0	3	1	1	0	.250	.200
2020		Did Not Play																		
2021	FCL Rays	.182	4	11	2	2	0	0	0	1	0	0	0	2-0	3	0	0	0	.308	.182
	DSL Rays 2	.159	18	44	11	7	0	0	1	3	0	1	1	16-0	12	2	1	1	.387	.227
2022	FCL Rays	.156	15	45	4	7	1	0	0	5	0	0	0	4-0	13	0	1	3	.224	.178
	Charleston	.192	8	26	3	5	2	0	0	1	1	0	1	3-0	8	0	0	1	.300	.269
<b>Minor League Totals</b>		<b>.170</b>	<b>51</b>	<b>141</b>	<b>20</b>	<b>24</b>	<b>3</b>	<b>0</b>	<b>1</b>	<b>12</b>	<b>1</b>	<b>1</b>	<b>2</b>	<b>26-0</b>	<b>39</b>	<b>3</b>	<b>3</b>	<b>5</b>	<b>.306</b>	<b>.213</b>

## GALUE, OVER / RIGHT-HANDED PITCHER

BATS **Right**  
THROWS **Right**  
HEIGHT **6'2"**  
WEIGHT **190**

BORN **7/31/01** in Santa Barbara, VEN  
RESIDES **Santa Barbara, VEN**  
SIGNING SCOUT **William Bergolla/Marlon Roche/Ronnie Blanco**  
ACQUIRED **Signed as a free agent on July 31, 2017**

YEAR	CLUB	W	L	ERA	G	GS	CG	SHO	SV	IP	H	R	ER	HR	HB	BB-I	SO	WP	BK	
2018	DSL Rays 1	0	0	6.75	3	3	0	0	0	4.0	4	3	3	0	0	4-0	3	1	0	
2019	DSL Rays 2	1	1	3.12	4	3	0	0	0	8.2	6	3	3	0	0	3-0	1	0	0	
2020		Did Not Pitch																		
2021	FCL Rays	5	3	4.13	14	3	0	0	1	28.1	29	19	13	2	1	18-0	34	3	0	
2022	Charleston	12	2	3.93	28	6	0	0	1	94.0	82	46	41	4	3	51-0	101	23	0	
<b>Minor League Totals</b>		<b>18</b>	<b>6</b>	<b>4.00</b>	<b>49</b>	<b>15</b>	<b>0</b>	<b>0</b>	<b>2</b>	<b>135.0</b>	<b>121</b>	<b>71</b>	<b>60</b>	<b>6</b>	<b>4</b>	<b>76-0</b>	<b>139</b>	<b>27</b>	<b>0</b>	

## GAMEZ, ALVARO / LEFT-HANDED PITCHER

BATS **Left**  
THROWS **Left**  
HEIGHT **6'3"**  
WEIGHT **175**

BORN **2/19/05** in El Tigre, VEN  
RESIDES **El Tigre, VEN**  
SIGNING SCOUT **Frank Tineo/Juan Castillo**  
ACQUIRED **Signed as a free agent on January 15, 2022**

YEAR	CLUB	W	L	ERA	G	GS	CG	SHO	SV	IP	H	R	ER	HR	HB	BB-I	SO	WP	BK
2022	DSL Tampa Bay	2	4	5.01	12	8	0	0	0	32.1	33	27	18	0	5	21-0	19	8	0



## GARCÍA, CARLOS / RIGHT-HANDED PITCHER

BATS **Right**  
THROWS **Right**  
HEIGHT **6'3"**  
WEIGHT **185**

BORN **11/28/98** in **Samaná, DR**  
RESIDES **Samaná, DR**  
SIGNING SCOUT **Daniel Santana**  
ACQUIRED **Signed as a free agent on December 19, 2017**

YEAR	CLUB	W	L	ERA	G	GS	CG	SHO	SV	IP	H	R	ER	HR	HB	BB-I	SO	WP	BK
2018	DSL Rays 1	2	0	0.81	19	1	0	0	6	33.1	12	3	3	0	5	13-0	35	2	0
2019	GCL Rays	1	0	1.29	11	0	0	0	0	21.0	20	4	3	0	4	11-0	25	0	0
	Charlotte	1	0	0.00	2	0	0	0	0	4.1	1	0	0	0	2	1-0	6	0	0
2020																			
2021	Bowling Green	8	2	4.23	26	6	0	0	0	66.0	54	36	31	9	5	27-0	63	2	0
2022	Montgomery	7	1	4.35	39	0	0	0	3	62.0	50	32	30	9	4	29-0	73	5	0
	Durham	0	0	0.00	1	0	0	0	0	1.1	0	0	0	0	0	0-0	1	0	0
<b>Minor League Totals</b>		<b>19</b>	<b>3</b>	<b>3.21</b>	<b>98</b>	<b>7</b>	<b>0</b>	<b>0</b>	<b>9</b>	<b>188.0</b>	<b>137</b>	<b>75</b>	<b>67</b>	<b>18</b>	<b>20</b>	<b>81-0</b>	<b>203</b>	<b>9</b>	<b>0</b>

## GARCIA, ROEL / RIGHT-HANDED PITCHER

BATS **Right**  
THROWS **Right**  
HEIGHT **6'5"**  
WEIGHT **235**

BORN **11/21/98** in **Clear Lake, TX**  
RESIDES **Deer Park, TX**  
SIGNING SCOUT **Chris Hom**  
ACQUIRED **Selected in the 14th round of the 2022 Amateur Draft**

YEAR	CLUB	W	L	ERA	G	GS	CG	SHO	SV	IP	H	R	ER	HR	HB	BB-I	SO	WP	BK
2022	FCL Rays	0	0	0.00	1	0	0	0	0	1.0	0	0	0	0	0	1-0	2	0	0
	Charleston	2	1	2.31	7	0	0	0	2	11.2	11	6	3	1	1	2-0	21	1	0
<b>Minor League Totals</b>		<b>2</b>	<b>1</b>	<b>2.13</b>	<b>8</b>	<b>0</b>	<b>0</b>	<b>0</b>	<b>2</b>	<b>12.2</b>	<b>11</b>	<b>6</b>	<b>3</b>	<b>1</b>	<b>1</b>	<b>3-0</b>	<b>23</b>	<b>1</b>	<b>0</b>

## GARCÍA, YEISON / LEFT-HANDED PITCHER

BATS **Left**  
THROWS **Left**  
HEIGHT **6'3"**  
WEIGHT **185**

BORN **10/12/04** in **La Romana, DR**  
RESIDES **La Romana, DR**  
SIGNING SCOUT **Remmy Hernandez/Daniel Santana**  
ACQUIRED **Signed as a free agent on January 15, 2022**

YEAR	CLUB	W	L	ERA	G	GS	CG	SHO	SV	IP	H	R	ER	HR	HB	BB-I	SO	WP	BK
2022	DSL Tampa Bay	1	1	12.64	12	4	0	0	0	15.2	11	25	22	2	4	38-0	16	15	2

## GARCÍA, YIRER / CATCHER

BATS **Right**  
THROWS **Right**  
HEIGHT **5'11"**  
WEIGHT **165**

BORN **9/18/05** in **Maracay, VEN**  
RESIDES **Maracay, VEN**  
SIGNING SCOUT **Marlon Roche/William Bergolla**  
ACQUIRED **Signed as a free agent on January 15, 2023**



**GASTON, SANDY** / RIGHT-HANDED PITCHER

BATS **Right**  
THROWS **Right**  
HEIGHT **6'3"**  
WEIGHT **200**

BORN **12/16/01** in Matanzas, Cuba  
RESIDES **Santo Domingo, DR**  
SIGNING SCOUT **Carlos Rodríguez/Daniel Santana**  
ACQUIRED **Signed as a free agent on November 1, 2018**

YEAR	CLUB	W	L	ERA	G	GS	CG	SHO	SV	IP	H	R	ER	HR	HB	BB-I	SO	WP	BK
2019	GCL Rays	1	2	6.00	11	6	0	0	0	27.0	23	20	18	1	2	27-0	31	7	0
2020										Did Not Pitch									
2021	FCL Rays	1	0	3.20	7	3	0	0	0	19.2	7	8	7	1	1	13-0	32	7	0
	Charleston	2	1	3.86	7	7	0	0	0	30.1	22	16	13	2	5	22-0	38	7	0
2022	Charleston	2	4	4.61	31	4	0	0	3	54.2	33	30	28	3	5	56-0	77	20	1
<b>Minor League Totals</b>		<b>6</b>	<b>7</b>	<b>4.51</b>	<b>56</b>	<b>20</b>	<b>0</b>	<b>0</b>	<b>3</b>	<b>131.2</b>	<b>85</b>	<b>74</b>	<b>66</b>	<b>7</b>	<b>13</b>	<b>118-0</b>	<b>178</b>	<b>41</b>	<b>1</b>

**GAU, CHRISTOPHER** / RIGHT-HANDED PITCHER

BATS **Left**  
THROWS **Right**  
HEIGHT **6'2"**  
WEIGHT **205**

BORN **2/3/97** in Jacksonville, FL  
RESIDES **Jacksonville, FL**  
SIGNING SCOUT **Brett Foley**  
ACQUIRED **Selected in the 14th round of the 2018 Amateur Draft**

YEAR	CLUB	W	L	ERA	G	GS	CG	SHO	SV	IP	H	R	ER	HR	HB	BB-I	SO	WP	BK
2018	Princeton	5	1	2.92	13	0	0	0	0	24.2	21	10	8	3	1	7-0	30	3	1
2019	Bowling Green	0	1	36.00	2	0	0	0	0	1.0	3	4	4	0	0	2-0	2	4	0
	Hudson Valley	3	6	4.01	15	3	0	0	0	49.1	34	27	22	4	3	18-0	52	5	0
2020										Did Not Pitch									
2021	Bowling Green	2	2	3.41	27	0	0	0	6	37.0	33	16	14	4	1	8-0	59	2	0
	Montgomery	2	0	2.31	7	0	0	0	0	11.2	8	3	3	2	0	5-0	21	1	0
2022	Montgomery	5	2	2.93	30	1	0	0	1	46.0	31	23	15	5	1	8-1	53	2	1
	Durham	0	1	5.06	8	0	0	0	0	10.2	14	6	6	2	1	9-0	8	0	0
<b>Minor League Totals</b>		<b>17</b>	<b>13</b>	<b>3.59</b>	<b>102</b>	<b>4</b>	<b>0</b>	<b>0</b>	<b>7</b>	<b>180.1</b>	<b>144</b>	<b>89</b>	<b>72</b>	<b>20</b>	<b>7</b>	<b>57-1</b>	<b>225</b>	<b>17</b>	<b>2</b>

**GILL HILL, GARY** / RIGHT-HANDED PITCHER

BATS **Right**  
THROWS **Right**  
HEIGHT **6'2"**  
WEIGHT **160**

BORN **9/20/04** in New Rochelle, NY  
RESIDES **Kissimmee, FL**  
SIGNING SCOUT **Zach Clark**  
ACQUIRED **Selected in the sixth round of the 2022 Amateur Draft**

**GOBILLOT, JOSEPH** / LEFT-HANDED PITCHER

BATS **Left**  
THROWS **Left**  
HEIGHT **6'6"**  
WEIGHT **225**

BORN **6/3/98** in Houston, TX  
RESIDES **Houston, TX**  
SIGNING SCOUT **Steve Ames**  
ACQUIRED **Selected in the 16th round of the 2019 Amateur Draft**

YEAR	CLUB	W	L	ERA	G	GS	CG	SHO	SV	IP	H	R	ER	HR	HB	BB-I	SO	WP	BK
2019	GCL Rays	2	1	4.05	4	1	0	0	0	6.2	2	5	3	0	0	11-0	10	8	0
2020										Did Not Pitch									
2021										Injured-Did Not Pitch									
2022										Injured-Did Not Pitch									
<b>Minor League Totals</b>		<b>2</b>	<b>1</b>	<b>4.05</b>	<b>4</b>	<b>1</b>	<b>0</b>	<b>0</b>	<b>0</b>	<b>6.2</b>	<b>2</b>	<b>5</b>	<b>3</b>	<b>0</b>	<b>0</b>	<b>11-0</b>	<b>10</b>	<b>8</b>	<b>0</b>



## GÓMEZ, YONATHAN / RIGHT-HANDED PITCHER

BATS **Right**  
THROWS **Right**  
HEIGHT **6'2"**  
WEIGHT **155**

BORN **8/17/01** in **Valencia, VEN**  
RESIDES **Valencia, VEN**  
SIGNING SCOUT **Eddie Diaz/Jesus Valdez Jr.**  
ACQUIRED **Signed as a free agent on November 23, 2018**

YEAR	CLUB	W	L	ERA	G	GS	CG	SHO	SV	IP	H	R	ER	HR	HB	BB-I	SO	WP	BK	
2019	DSL Rays 2	2	0	3.58	18	0	0	0	4	32.2	28	18	13	0	7	15-0	26	7	0	
2020		Did Not Pitch																		
2021		Injured-Did Not Pitch																		
2022	DSL Rays	1	2	4.50	16	3	0	0	4	24.0	23	19	12	0	2	7-0	24	5	0	
<b>Minor League Totals</b>		<b>3</b>	<b>2</b>	<b>3.97</b>	<b>34</b>	<b>3</b>	<b>0</b>	<b>0</b>	<b>8</b>	<b>56.2</b>	<b>51</b>	<b>37</b>	<b>25</b>	<b>0</b>	<b>9</b>	<b>22-0</b>	<b>50</b>	<b>12</b>	<b>0</b>	

## GONZÁLEZ, CRISTHOFRER / RIGHT-HANDED PITCHER

BATS **Right**  
THROWS **Right**  
HEIGHT **6'3"**  
WEIGHT **170**

BORN **12/18/04** in **Bani, DR**  
RESIDES **Bani, DR**  
SIGNING SCOUT **Daniel Santana**  
ACQUIRED **Signed as a free agent on January 15, 2022**

YEAR	CLUB	W	L	ERA	G	GS	CG	SHO	SV	IP	H	R	ER	HR	HB	BB-I	SO	WP	BK
2022	DSL Tampa Bay	3	1	2.55	11	5	0	0	1	35.1	32	15	10	1	1	11-0	43	8	1

## GONZÁLEZ, RICARDO / INFIELDER

BATS **Switch**  
THROWS **Right**  
HEIGHT **6'0"**  
WEIGHT **185**

BORN **7/6/04** in **El Tigre, VEN**  
RESIDES **El Tigre, VEN**  
SIGNING SCOUT **Alex Zuniga**  
ACQUIRED **Signed as a free agent on January 15, 2022**

YEAR	CLUB	AVG	G	AB	R	H	2B	3B	HR	RBI	SH	SF	HB	BB-I	SO	SB	CS	GDP	OBP	SLG
2022	DSL Tampa Bay	.256	44	168	25	43	5	4	3	22	0	2	2	18-0	32	11	5	1	.332	.387

## GOSS, JJ / RIGHT-HANDED PITCHER

BATS **Right**  
THROWS **Right**  
HEIGHT **6'3"**  
WEIGHT **175**

BORN **12/25/00** in **Houston, TX**  
RESIDES **Cypress, TX**  
SIGNING SCOUT **Pat Murphy**  
ACQUIRED **Selected in Competitive Balance Round A of the 2019 Amateur Draft**

YEAR	CLUB	W	L	ERA	G	GS	CG	SHO	SV	IP	H	R	ER	HR	HB	BB-I	SO	WP	BK	
2019	GCL Rays	1	3	5.82	9	8	0	0	0	17.0	19	11	11	1	1	2-0	16	2	0	
2020		Did Not Pitch																		
2021	FCL Rays	1	0	6.10	4	3	0	0	0	10.1	15	7	7	0	0	0-0	12	2	0	
2022	Charleston	4	5	4.00	25	25	0	0	0	101.1	97	48	45	7	5	21-0	101	7	2	
<b>Minor League Totals</b>		<b>6</b>	<b>8</b>	<b>4.41</b>	<b>38</b>	<b>36</b>	<b>0</b>	<b>0</b>	<b>0</b>	<b>128.2</b>	<b>131</b>	<b>66</b>	<b>63</b>	<b>8</b>	<b>6</b>	<b>23-0</b>	<b>129</b>	<b>11</b>	<b>2</b>	





**GUAQUIRIAN, ÁNGEL** / RIGHT-HANDED PITCHER

BATS **Right**  
THROWS **Right**  
HEIGHT **6'3"**  
WEIGHT **175**

BORN **3/21/03** in **Barcelona, VEN**  
RESIDES **Barcelona, VEN**  
SIGNING SCOUT **Carlos León/Juan Castillo/Federico Hernandez**  
ACQUIRED **Signed as a free agent on July 2, 2019**

YEAR	CLUB	W	L	ERA	G	GS	CG	SHO	SV	IP	H	R	ER	HR	HB	BB-I	SO	WP	BK
2021	DSL Rays 1	0	2	4.56	15	4	0	0	0	25.2	33	17	13	1	2	7-0	15	4	0
2022	DSL Tampa Bay	0	0	1.80	4	0	0	0	1	5.0	6	2	1	0	0	4-0	1	4	0
<b>Minor League Totals</b>		<b>0</b>	<b>2</b>	<b>4.11</b>	<b>19</b>	<b>4</b>	<b>0</b>	<b>0</b>	<b>1</b>	<b>30.2</b>	<b>39</b>	<b>19</b>	<b>14</b>	<b>1</b>	<b>2</b>	<b>11-0</b>	<b>16</b>	<b>8</b>	<b>0</b>

**GUERRERO, BRAILER** / OUTFIELDER

BATS **Left**  
THROWS **Right**  
HEIGHT **6'1"**  
WEIGHT **215**

BORN **6/25/06** in **Romana, DR**  
RESIDES **La Romana, DR**  
SIGNING SCOUT **Daniel Santana/Remmy Hernandez**  
ACQUIRED **Signed as a free agent on January 15, 2023**

**GUILLEN, XAVIEL** / INFIELDER

BATS **Switch**  
THROWS **Right**  
HEIGHT **5'10"**  
WEIGHT **170**

BORN **9/2/04** in **San Pedro de Macorís, DR**  
RESIDES **San Pedro de Macorís, DR**  
SIGNING SCOUT **Daniel Santana**  
ACQUIRED **Signed as a free agent on August 25, 2022**

**GUZMÁN, CRISTIAN** / RIGHT-HANDED PITCHER

BATS **Right**  
THROWS **Right**  
HEIGHT **5'11"**  
WEIGHT **155**

BORN **5/8/02** in **Coro, VEN**  
RESIDES **Coro, VEN**  
SIGNING SCOUT **Edward Rojas/Marlon Roche/William Bergolla**  
ACQUIRED **Signed as a free agent on October 17, 2018**

YEAR	CLUB	W	L	ERA	G	GS	CG	SHO	SV	IP	H	R	ER	HR	HB	BB-I	SO	WP	BK
2021	FCL Rays	2	0	0.00	5	2	0	0	0	10.0	6	0	0	0	1	7-0	16	4	0
2022	FCL Rays	0	1	5.14	12	0	0	0	0	14.0	14	9	8	0	3	19-0	11	3	0
<b>Minor League Totals</b>		<b>2</b>	<b>1</b>	<b>3.00</b>	<b>17</b>	<b>2</b>	<b>0</b>	<b>0</b>	<b>0</b>	<b>24.0</b>	<b>20</b>	<b>9</b>	<b>8</b>	<b>0</b>	<b>4</b>	<b>26-0</b>	<b>27</b>	<b>7</b>	<b>0</b>

**HAKANSON, JEFF** / RIGHT-HANDED PITCHER

BATS **Right**  
THROWS **Right**  
HEIGHT **6'0"**  
WEIGHT **195**

BORN **8/4/98** in **Tampa, FL**  
RESIDES **Tampa, FL**  
SIGNING SCOUT **Brett Foley**  
ACQUIRED **Selected in the fifth round of the 2020 Amateur Draft**

YEAR	CLUB	W	L	ERA	G	GS	CG	SHO	SV	IP	H	R	ER	HR	HB	BB-I	SO	WP	BK	
2021	FCL Rays	2	0	2.84	4	0	0	0	0	6.1	2	3	2	1	1	1-0	11	1	0	
2022																				Did Not Pitch

**HALEMANU, CADE** / RIGHT-HANDED PITCHER

BATS **Right**  
THROWS **Right**  
HEIGHT **6'4"**  
WEIGHT **220**

BORN **8/9/00** in **Lihue, HI**  
RESIDES **Pearl City, HI**  
SIGNING SCOUT **Casey Onaga**  
ACQUIRED **Selected in the 10th round of the 2022 Amateur Draft**

YEAR	CLUB	W	L	ERA	G	GS	CG	SHO	SV	IP	H	R	ER	HR	HB	BB-I	SO	WP	BK
2022	FCL Rays	1	0	0.00	2	0	0	0	0	3.0	1	0	0	0	0	0-0	5	1	0



## HARNEY, SEAN / RIGHT-HANDED PITCHER

BATS **Left**  
 THROWS **Right**  
 HEIGHT **6'0"**  
 WEIGHT **190**

BORN **7/10/98** in Boston, MA  
 RESIDES **Natick, MA**  
 SIGNING SCOUT **Steve Ames**  
 ACQUIRED **Selected in the eighth round of the 2022 Amateur Draft**

YEAR	CLUB	W	L	ERA	G	GS	CG	SHO	SV	IP	H	R	ER	HR	HB	BB-I	SO	WP	BK
2022	FCL Rays	0	0	0.00	1	0	0	0	0	1.0	0	0	0	0	0	0-0	2	0	0
	Charleston	1	1	9.00	6	0	0	0	0	8.0	10	9	8	0	2	5-0	11	3	0
<b>Minor League Totals</b>		<b>1</b>	<b>1</b>	<b>8.00</b>	<b>7</b>	<b>0</b>	<b>0</b>	<b>0</b>	<b>0</b>	<b>9.0</b>	<b>10</b>	<b>9</b>	<b>8</b>	<b>0</b>	<b>2</b>	<b>5-0</b>	<b>13</b>	<b>3</b>	<b>0</b>

## HARTMAN, JACK / RIGHT-HANDED PITCHER

BATS **Right**  
 THROWS **Right**  
 HEIGHT **6'1"**  
 WEIGHT **210**

BORN **7/13/98** in Milford, MI  
 RESIDES **Atlanta, GA**  
 SIGNING SCOUT **Jerry Jordan (Pirates)**  
 ACQUIRED **Via trade from Pittsburgh on November 10, 2022**

YEAR	CLUB	W	L	ERA	G	GS	CG	SHO	SV	IP	H	R	ER	HR	HB	BB-I	SO	WP	BK
2022	Bradenton	0	1	6.27	22	0	0	0	1	18.2	22	21	13	2	1	16-0	19	3	0

## HERNÁNDEZ, HERIBERTO / OUTFIELDER

BATS **Right**  
 THROWS **Right**  
 HEIGHT **6'1"**  
 WEIGHT **180**

BORN **12/16/99** in Bona0, DR  
 RESIDES **Bona0, DR**  
 SIGNING SCOUT **Willy Espinal (Rangers)**  
 ACQUIRED **Via trade from Texas on December 10, 2020**

**2022** Named Most Valuable Player for Class-A Bowling Green by the Rays Baseball Operations department...hit .255/.368/.499 (107-for-419) with 28 2B, 24 HR and 89 RBI in 119 games...named to the South Atlantic League post-season All-Star Team...his 89 RBI led the SAL and tied Tristan Gray for 1st among Rays minor leaguers...his 53 XBH tied for the SAL lead and ranked 2nd in the Rays system...also ranked among league leaders in homers (2nd), doubles (3rd), OPS (.867, 3rd), walks (67, 4th) and slugging pct. (4th)...ranked by *Baseball America* as the No. 18 prospect in the Rays system following the season. **2021** His 12 HR ranked 2nd on Class-A Charleston and his 44 RBI tied for 4th...played for the Scottsdale Scorpions in the Arizona Fall League...ranked by *Baseball America* as the No. 28 prospect in the Rays system following the season for a second consecutive year. **2020** Played in the Instructional League in October...acquired from the Rangers on Dec 10 in a six-player trade involving 1B Nathaniel Lowe. **2019** Spent most of the season with the AZL Rangers, but played 3 games with Short-A Spokane following an Aug 31 promotion...hit .345/.436/.635 (69-for-200) with 17 2B, 11 HR and 49 RBI in 53 games between the two levels...named to the Arizona League postseason All-Star Team...led the league with 48 RBI, 66 hits, 32 XBH and 124 total bases and ranked among league leaders in avg. (.344, 5th), doubles (17, tied for 2nd), home runs (11, tied for 2nd), on-base pct. (.433, 5th) and slugging pct. (.646, 3rd)...named to the Rangers Organizational All-Star Team by MLB.com and to the Rookie-level All-Star Team by *Baseball America*...ranked by *Baseball America* as the No. 20 prospect in the Rangers system following the season. **2018** Led the Dominican Summer League with 32 XBH...ranked 2nd with 12 HR, a .635 SLG and a 1.099 OPS and tied for 5th with 49 RBI. **PERSONAL** Signed by the Rangers on Dec 13, 2017 out of the Dominican Republic.

YEAR	CLUB	AVG	G	AB	R	H	2B	3B	HR	RBI	SH	SF	HB	BB-I	SO	SB	CS	GDP	OBP	SLG
2018	DSL Rangers 2	.292	60	178	56	52	15	5	12	49	0	2	6	53-1	41	5	5	2	.464	.635
2019	AZL Rangers	.344	50	192	42	66	17	4	11	48	0	1	4	27-1	57	3	3	4	.433	.646
	Spokane	.375	3	8	4	3	0	0	0	1	0	0	0	2-0	3	3	0	0	.500	.375
2020																				
2021	Charleston	.252	73	254	57	64	15	0	12	44	0	8	9	49-3	90	7	4	3	.381	.453
2022	Bowling Green	.255	119	419	70	107	28	1	24	89	0	0	8	67-0	155	6	2	3	.368	.499
<b>Minor League Totals</b>		<b>.278</b>	<b>305</b>	<b>1051</b>	<b>229</b>	<b>292</b>	<b>75</b>	<b>10</b>	<b>59</b>	<b>231</b>	<b>0</b>	<b>11</b>	<b>27</b>	<b>198-5</b>	<b>346</b>	<b>24</b>	<b>14</b>	<b>12</b>	<b>.402</b>	<b>.537</b>



**HERNÁNDEZ, LUIS** / RIGHT-HANDED PITCHER

BATS **Right**  
THROWS **Right**  
HEIGHT **6'4"**  
WEIGHT **195**

BORN **4/1/01** in Puerto Plata, DR  
RESIDES **Santiago, DR**  
SIGNING SCOUT **Daniel Santana**  
ACQUIRED **Signed as a free agent on September 3, 2021**

YEAR	CLUB	W	L	ERA	G	GS	CG	SHO	SV	IP	H	R	ER	HR	HB	BB-I	SO	WP	BK
2022	DSL Rays	1	3	3.60	12	10	0	0	0	45.0	42	20	18	4	4	22-0	48	12	0

**HERNÁNDEZ, MAIKEL** / RIGHT-HANDED PITCHER

BATS **Right**  
THROWS **Right**  
HEIGHT **6'1"**  
WEIGHT **185**

BORN **6/8/05** in Puerto Cabello, VEN  
RESIDES **Puerto Cabello, VEN**  
SIGNING SCOUT **William Bergolla/Marlon Roche**  
ACQUIRED **Signed as a free agent on January 15, 2022**

YEAR	CLUB	W	L	ERA	G	GS	CG	SHO	SV	IP	H	R	ER	HR	HB	BB-I	SO	WP	BK
2022	DSL Tampa Bay	2	0	2.70	11	7	0	0	0	33.1	26	13	10	1	2	10-0	28	3	0

**HILARIO, DANNY** / RIGHT-HANDED PITCHER

BATS **Right**  
THROWS **Right**  
HEIGHT **6'0"**  
WEIGHT **185**

BORN **9/17/04** in Maimon, DR  
RESIDES **Maimon, DR**  
SIGNING SCOUT **Rigoberto De Los Santos/Daniel Santana**  
ACQUIRED **Signed as a free agent on January 15, 2022**

YEAR	CLUB	W	L	ERA	G	GS	CG	SHO	SV	IP	H	R	ER	HR	HB	BB-I	SO	WP	BK
2022	DSL Rays	1	0	10.05	11	0	0	0	0	14.1	14	16	16	5	2	13-0	14	4	0

**HOGAN, MILLER** / RIGHT-HANDED PITCHER

BATS **Right**  
THROWS **Right**  
HEIGHT **6'2"**  
WEIGHT **200**

BORN **7/18/96** in Wichita, KS  
RESIDES **Olathe, KS**  
SIGNING SCOUT **Matt Alison**  
ACQUIRED **Selected in the sixth round of the 2018 Amateur Draft**

YEAR	CLUB	W	L	ERA	G	GS	CG	SHO	SV	IP	H	R	ER	HR	HB	BB-I	SO	WP	BK
2018	Hudson Valley	2	4	4.76	11	8	0	0	0	34.0	34	18	18	3	2	8-0	32	1	0
2019	Charlotte	0	0	0.00	1	0	0	0	0	2.0	0	0	0	0	0	2-0	1	0	0
	Bowling Green	7	3	3.08	20	9	0	0	1	79.0	73	29	27	8	3	9-0	79	4	0
2020										Did Not Pitch									
2021	Bowling Green	4	2	3.62	24	4	0	0	2	54.2	40	25	22	9	8	9-0	57	2	0
	Durham	1	0	27.00	1	0	0	0	0	1.0	3	3	3	2	0	0-0	2	0	0
	Montgomery	0	1	3.18	4	4	0	0	0	17.0	18	9	6	2	2	0-0	19	1	0
2022	Montgomery	0	0	9.00	1	0	0	0	0	3.0	5	3	3	1	0	0-0	1	0	0
	Durham	0	1	8.15	6	5	0	0	0	17.2	25	16	16	5	2	10-0	14	1	0
<b>Minor League Totals</b>		<b>14</b>	<b>11</b>	<b>4.10</b>	<b>68</b>	<b>30</b>	<b>0</b>	<b>0</b>	<b>3</b>	<b>208.1</b>	<b>198</b>	<b>103</b>	<b>95</b>	<b>30</b>	<b>17</b>	<b>38-0</b>	<b>205</b>	<b>9</b>	<b>0</b>



## HUNLEY, SEAN / RIGHT-HANDED PITCHER

BATS **Right**  
 THROWS **Right**  
 HEIGHT **6'4"**  
 WEIGHT **215**

BORN **7/5/99** in **Hermitage, TN**  
 RESIDES **Mount Juliet, TN**  
 SIGNING SCOUT **Steve Ames**  
 ACQUIRED **Selected in the 19th round of the 2021 Amateur Draft**

YEAR	CLUB	W	L	ERA	G	GS	CG	SHO	SV	IP	H	R	ER	HR	HB	BB-I	SO	WP	BK
2021	FCL Rays	1	0	2.35	6	0	0	0	1	7.2	6	2	2	0	0	0-0	12	0	1
2022	Bowling Green	0	0	0.00	1	0	0	0	0	2.0	2	0	0	0	0	0-0	2	1	0
	Montgomery	7	2	3.55	27	10	0	0	0	91.1	95	37	36	4	6	18-0	68	0	1
<b>Minor League Totals</b>		<b>8</b>	<b>2</b>	<b>3.39</b>	<b>34</b>	<b>10</b>	<b>0</b>	<b>0</b>	<b>1</b>	<b>101.0</b>	<b>103</b>	<b>39</b>	<b>38</b>	<b>4</b>	<b>6</b>	<b>18-0</b>	<b>82</b>	<b>1</b>	<b>2</b>

## INFANTE, DIEGO / OUTFIELDER

BATS **Right**  
 THROWS **Right**  
 HEIGHT **6'2"**  
 WEIGHT **195**

BORN **10/22/99** in **La Guaira, VEN**  
 RESIDES **La Guaira, VEN**  
 SIGNING SCOUT **Juan Castillo/Marlon Roche/Ronnie Blanco**  
 ACQUIRED **Signed as a free agent on July 2, 2016**

YEAR	CLUB	AVG	G	AB	R	H	2B	3B	HR	RBI	SH	SF	HB	BB-I	SO	SB	CS	GDP	OBP	SLG
2017	DSL Rays 2	.255	43	161	25	41	10	2	0	15	1	0	0	14-0	33	10	1	4	.314	.342
2018	GCL Rays	.232	34	125	16	29	4	1	1	21	0	0	0	8-0	34	6	0	1	.278	.304
2019	Princeton	.288	61	240	37	69	14	1	12	52	0	1	5	16-0	71	4	1	3	.344	.504
2020		Did Not Play																		
2021	Charleston	.296	101	371	83	110	20	5	16	80	0	5	6	56-3	114	20	8	8	.393	.507
	Bowling Green	.500	5	20	1	10	2	0	0	3	0	0	0	1-0	4	0	0	0	.524	.600
2022	Bowling Green	.283	67	265	44	75	14	2	11	48	0	4	0	25-0	82	4	3	7	.340	.475
	Durham	.188	5	16	1	3	0	0	0	0	0	0	0	0-0	6	2	0	1	.188	.188
	Montgomery	.273	42	143	25	39	9	0	2	27	0	1	0	19-0	47	4	3	5	.356	.378
<b>Minor League Totals</b>		<b>.280</b>	<b>358</b>	<b>1341</b>	<b>232</b>	<b>376</b>	<b>73</b>	<b>11</b>	<b>42</b>	<b>246</b>	<b>1</b>	<b>11</b>	<b>11</b>	<b>139-3</b>	<b>391</b>	<b>50</b>	<b>16</b>	<b>29</b>	<b>.350</b>	<b>.445</b>

## INFANTE, JORDI / RIGHT-HANDED PITCHER

BATS **Right**  
 THROWS **Right**  
 HEIGHT **6'3"**  
 WEIGHT **195**

BORN **10/10/04** in **Santo Domingo, DR**  
 RESIDES **Andres Boca Chica, DR**  
 SIGNING SCOUT **Daniel Santana/Rigo De Los Santos**  
 ACQUIRED **Signed as a free agent on August 25, 2022**

## ISAAC, XAVIER / INFIELDER

BATS **Left**  
 THROWS **Left**  
 HEIGHT **6'4"**  
 WEIGHT **240**

BORN **12/17/03** in **Fayetteville, NC**  
 RESIDES **Deltona, FL**  
 SIGNING SCOUT **Landon Lassiter**  
 ACQUIRED **Selected in the first round (29th overall) of the 2022 Amateur Draft**

**2022** Ranked by *Baseball America* as the No. 13 prospect in the Rays system following the season. **PERSONAL** Selected out of East Forsyth (N.C.) High School...hit .578 (37-for-64) with 12 HR and 26 RBI in 26 games as a high school senior...ranked 2nd by *Baseball America* in the Best Power category among high school players available in the draft...committed to the University of Florida before signing with the Rays.

YEAR	CLUB	AVG	G	AB	R	H	2B	3B	HR	RBI	SH	SF	HB	BB-I	SO	SB	CS	GDP	OBP	SLG
2022	FCL Rays	.211	5	19	4	4	3	0	0	5	0	0	0	2-0	3	0	0	0	.286	.368



## JAMES, KAMREN / INFILDER

BATS **Right**  
THROWS **Right**  
HEIGHT **6'2"**  
WEIGHT **200**

BORN **5/25/00** in Memphis, TN  
RESIDES **Brentwood, TN**  
SIGNING SCOUT **CT Bradford**  
ACQUIRED **Selected in the 16th round of the 2022 Amateur Draft**

YEAR	CLUB	AVG	G	AB	R	H	2B	3B	HR	RBI	SH	SF	HB	BB-I	SO	SB	CS	GDP	OBP	SLG
2022	FCL Rays	.200	7	20	3	4	0	0	0	3	0	2	1	2-0	6	2	0	1	.280	.200

## JAVIER, SEBASTIAN / RIGHT-HANDED PITCHER

BATS **Right**  
THROWS **Right**  
HEIGHT **6'1"**  
WEIGHT **185**

BORN **12/26/03** in Santo Domingo, DR  
RESIDES **Santo Domingo, DR**  
SIGNING SCOUT **Daniel Santana**  
ACQUIRED **Signed as a free agent on January 15, 2021**

YEAR	CLUB	W	L	ERA	G	GS	CG	SHO	SV	IP	H	R	ER	HR	HB	BB-I	SO	WP	BK
2021	DSL Rays 2	1	3	18.69	4	3	0	0	0	4.1	7	10	9	0	1	8-0	2	5	1
2022	DSL Rays	0	4	5.75	14	10	0	0	0	36.0	34	31	23	2	9	29-0	27	16	1
<b>Minor League Totals</b>		<b>1</b>	<b>7</b>	<b>7.14</b>	<b>18</b>	<b>13</b>	<b>0</b>	<b>0</b>	<b>0</b>	<b>40.1</b>	<b>41</b>	<b>41</b>	<b>32</b>	<b>2</b>	<b>10</b>	<b>37-0</b>	<b>29</b>	<b>21</b>	<b>2</b>

## JIMÉNEZ, ANTONIO / LEFT-HANDED PITCHER

BATS **Left**  
THROWS **Left**  
HEIGHT **5'11"**  
WEIGHT **145**

BORN **5/6/01** in San Pedro de Macorís, DR  
RESIDES **San Pedro de Macorís, DR**  
SIGNING SCOUT **Daniel Santana**  
ACQUIRED **Signed as a free agent on June 14, 2018**

YEAR	CLUB	W	L	ERA	G	GS	CG	SHO	SV	IP	H	R	ER	HR	HB	BB-I	SO	WP	BK
2018	DSL Rays 1	3	1	2.89	11	0	0	0	1	18.2	17	7	6	0	1	13-0	20	5	0
2019	DSL Rays 2	2	2	2.90	14	13	0	0	0	62.0	44	28	20	0	10	30-0	68	18	0
2020										Did Not Pitch									
2021	FCL Rays	2	0	1.65	8	5	0	0	1	32.2	23	6	6	1	4	7-0	44	2	0
	Charleston	1	1	4.70	4	2	0	0	0	15.1	13	9	8	2	2	7-0	20	2	0
2022	Charleston	11	5	3.74	26	19	0	0	0	108.1	96	50	45	8	8	51-0	123	6	2
<b>Minor League Totals</b>		<b>19</b>	<b>9</b>	<b>3.23</b>	<b>63</b>	<b>39</b>	<b>0</b>	<b>0</b>	<b>2</b>	<b>237.0</b>	<b>193</b>	<b>100</b>	<b>85</b>	<b>11</b>	<b>25</b>	<b>108-0</b>	<b>275</b>	<b>33</b>	<b>2</b>

## JIMÉNEZ, ARISON / OUTFIELDER

BATS **Right**  
THROWS **Right**  
HEIGHT **5'10"**  
WEIGHT **155**

BORN **11/5/02** in Mao, DR  
RESIDES **Mao, DR**  
SIGNING SCOUT **Victor Torres/Daniel Santana**  
ACQUIRED **Signed as a free agent on July 2, 2019**

YEAR	CLUB	AVG	G	AB	R	H	2B	3B	HR	RBI	SH	SF	HB	BB-I	SO	SB	CS	GDP	OBP	SLG
2021	DSL Rays 2	.185	40	124	16	23	3	2	1	16	0	1	4	24-0	40	8	4	1	.333	.266
2022	DSL Rays	.263	29	99	22	26	4	0	4	15	0	0	4	13-0	24	7	1	3	.371	.424
<b>Minor League Totals</b>		<b>.220</b>	<b>69</b>	<b>223</b>	<b>38</b>	<b>49</b>	<b>7</b>	<b>2</b>	<b>5</b>	<b>31</b>	<b>0</b>	<b>1</b>	<b>8</b>	<b>37-0</b>	<b>64</b>	<b>15</b>	<b>5</b>	<b>4</b>	<b>.349</b>	<b>.336</b>

## JIMÉNEZ, JHOMBER / RIGHT-HANDED PITCHER

BATS **Right**  
THROWS **Right**  
HEIGHT **6'3"**  
WEIGHT **200**

BORN **12/24/05** in Caracas, VEN  
RESIDES **Caracas, VEN**  
SIGNING SCOUT **Marlon Roche/William Bergolla**  
ACQUIRED **Signed as a free agent on January 15, 2023**



## JOHNSON, MARCUS / RIGHT-HANDED PITCHER

BATS **Right**  
THROWS **Right**  
HEIGHT **6'6"**  
WEIGHT **210**

BORN **12/11/00** in **Whittier, CA**  
RESIDES **Fontana, CA**  
SIGNING SCOUT **Blake Newsome (Marlins)**  
ACQUIRED **Via trade from Miami on November 15, 2022**

**2022** Split his first professional season between the FCL Marlins and Class-A Jupiter...acquired from the Marlins in a four-player trade on Nov 15...ranked by *Baseball America* as the No. 25 prospect in the Rays system following the season. **PERSONAL** Selected by the Marlins in the fourth round of the 2022 Amateur Draft out of Duke University.

YEAR	CLUB	W	L	ERA	G	GS	CG	SHO	SV	IP	H	R	ER	HR	HB	BB-I	SO	WP	BK
2022	FCL Marlins	0	1	8.31	2	2	0	0	0	4.1	5	4	4	0	0	4-0	5	0	0
	Jupiter	1	2	5.11	3	2	0	0	0	12.1	7	7	7	2	0	7-0	24	1	0
<b>Minor League Totals</b>		<b>1</b>	<b>3</b>	<b>5.94</b>	<b>5</b>	<b>4</b>	<b>0</b>	<b>0</b>	<b>0</b>	<b>16.2</b>	<b>12</b>	<b>11</b>	<b>11</b>	<b>2</b>	<b>0</b>	<b>11-0</b>	<b>29</b>	<b>1</b>	<b>0</b>

## JONES, BROCK / OUTFIELDER

BATS **Left**  
THROWS **Left**  
HEIGHT **6'1"**  
WEIGHT **205**

BORN **3/28/01** in **Fresno, CA**  
RESIDES **Miami, FL**  
SIGNING SCOUT **Tim Fortugno**  
ACQUIRED **Selected in the second round of the 2022 Amateur Draft**

**2022** Hit .265/.407/.529 with 4 HR, 12 RBI and 11 SB in 19 games between the FCL Rays and Class-A Charleston...ranked by *Baseball America* as the No. 12 prospect in the Rays system following the season. **PERSONAL** Selected out of Stanford University...hit .308 (159-for-516) with 28 2B, 40 HR and 123 RBI in 137 games over three seasons...ranked by *Baseball America* as the No. 31 prospect in the draft...also ranked 4th by the publication in the Best Speed category among collegiate players available in the draft...played safety on the Stanford football team as a freshman.

YEAR	CLUB	AVG	G	AB	R	H	2B	3B	HR	RBI	SH	SF	HB	BB-I	SO	SB	CS	GDP	OBP	SLG
2022	FCL Rays	.211	6	19	4	4	0	0	2	0	0	0	0	5-0	6	2	2	0	.375	.211
	Charleston	.286	13	49	15	14	4	1	4	12	0	1	0	12-0	21	9	3	0	.419	.653
<b>Minor League Totals</b>		<b>.265</b>	<b>19</b>	<b>68</b>	<b>19</b>	<b>18</b>	<b>4</b>	<b>1</b>	<b>4</b>	<b>14</b>	<b>0</b>	<b>1</b>	<b>0</b>	<b>17-0</b>	<b>27</b>	<b>11</b>	<b>5</b>	<b>0</b>	<b>.407</b>	<b>.529</b>

## JUAREZ, JOSUE / RIGHT-HANDED PITCHER

BATS **Right**  
THROWS **Right**  
HEIGHT **6'1"**  
WEIGHT **205**

BORN **5/3/03** in **Yanga, MEX**  
RESIDES **Yanga, MEX**  
SIGNING SCOUT **Karla Espinoza**  
ACQUIRED **Signed as a free agent on December 11, 2022**

## KEEGAN, DOMINIC / CATCHER

BATS **Right**  
THROWS **Right**  
HEIGHT **6'0"**  
WEIGHT **205**

BORN **8/1/00** in **Methuen, MA**  
RESIDES **Methuen, MA**  
SIGNING SCOUT **Steve Ames**  
ACQUIRED **Selected in the fourth round of the 2022 Amateur Draft**

YEAR	CLUB	AVG	G	AB	R	H	2B	3B	HR	RBI	SH	SF	HB	BB-I	SO	SB	CS	GDP	OBP	SLG
2022	FCL Rays	.412	6	17	2	7	4	0	0	5	0	0	0	3-0	4	1	0	0	.500	.647
	Charleston	.261	6	23	4	6	0	0	2	6	0	0	1	2-0	6	0	0	1	.346	.522
<b>Minor League Totals</b>		<b>.325</b>	<b>12</b>	<b>40</b>	<b>6</b>	<b>13</b>	<b>4</b>	<b>0</b>	<b>2</b>	<b>11</b>	<b>0</b>	<b>0</b>	<b>1</b>	<b>5-0</b>	<b>10</b>	<b>1</b>	<b>0</b>	<b>1</b>	<b>.413</b>	<b>.575</b>



## KINNEY, COOPER / INFILDER

BATS **Left**  
 THROWS **Right**  
 HEIGHT **6'3"**  
 WEIGHT **200**

BORN **1/27/03** in Kennesaw, GA  
 RESIDES **Chattanooga, TN**  
 SIGNING SCOUT **Steve Ames**  
 ACQUIRED **Selected in Competitive Balance Round A of the 2021 Amateur Draft**

YEAR	CLUB	AVG	G	AB	R	H	2B	3B	HR	RBI	SH	SF	HB	BB-I	SO	SB	CS	GDP	OBP	SLG
2021	FCL Rays	.286	11	35	9	10	1	1	0	5	0	0	2	10-0	9	2	0	0	.468	.371
2022														Injured-Did Not Play						

## LAUREANO, ISMAEL / RIGHT-HANDED PITCHER

BATS **Right**  
 THROWS **Right**  
 HEIGHT **6'0"**  
 WEIGHT **160**

BORN **7/2/05** in Hato Mayor, DR  
 RESIDES **Hato Mayor, DR**  
 SIGNING SCOUT **Daniel Santana**  
 ACQUIRED **Signed as a free agent on January 15, 2022**

YEAR	CLUB	W	L	ERA	G	GS	CG	SHO	SV	IP	H	R	ER	HR	HB	BB-I	SO	WP	BK
2022	DSL Tampa Bay	1	5	7.11	13	7	0	0	0	31.2	30	30	25	5	6	25-0	18	22	3

## LEATHERMAN, IAN / RIGHT-HANDED PITCHER

BATS **Right**  
 THROWS **Right**  
 HEIGHT **6'0"**  
 WEIGHT **185**

BORN **2/26/99** in Grand Rapids, MI  
 RESIDES **Jenison, MI**  
 SIGNING SCOUT **Luke Harrigan**  
 ACQUIRED **Selected in the 16th round of the 2021 Amateur Draft**

YEAR	CLUB	W	L	ERA	G	GS	CG	SHO	SV	IP	H	R	ER	HR	HB	BB-I	SO	WP	BK	
2021	FCL Rays	0	0	0.00	3	0	0	0	0	4.0	1	0	0	0	0	1-0	9	0	0	
	Charleston	0	0	1.29	5	0	0	0	0	7.0	2	1	1	0	1	3-0	8	0	0	
2022																				
		Injured-Did Not Pitch																		
<b>Minor League Totals</b>		<b>0</b>	<b>0</b>	<b>0.82</b>	<b>8</b>	<b>0</b>	<b>0</b>	<b>0</b>	<b>0</b>	<b>11.0</b>	<b>3</b>	<b>1</b>	<b>1</b>	<b>0</b>	<b>1</b>	<b>4-0</b>	<b>17</b>	<b>0</b>	<b>0</b>	

## LENDOF, JAVIER / RIGHT-HANDED PITCHER

BATS **Right**  
 THROWS **Right**  
 HEIGHT **6'0"**  
 WEIGHT **200**

BORN **9/20/03** in Santiago, DR  
 RESIDES **Santo Domingo, DR**  
 SIGNING SCOUT **Daniel Santana/Miguel De La Cruz**  
 ACQUIRED **Signed as a free agent on January 15, 2023**

## LEÓN, MAICOR / LEFT-HANDED PITCHER

BATS **Left**  
 THROWS **Left**  
 HEIGHT **5'9"**  
 WEIGHT **165**

BORN **3/6/01** in Güigüe, VEN  
 RESIDES **Güigüe, VEN**  
 SIGNING SCOUT **William Bergolla/Marlon Roche/Ronnie Blanco**  
 ACQUIRED **Signed as a free agent on July 3, 2017**

YEAR	CLUB	W	L	ERA	G	GS	CG	SHO	SV	IP	H	R	ER	HR	HB	BB-I	SO	WP	BK	
2018	DSL Rays 2	0	1	10.38	4	3	0	0	0	4.1	5	5	5	0	1	2-0	1	1	0	
2019	DSL Rays 1	0	1	1.59	7	7	0	0	0	17.0	13	4	3	1	3	4-0	12	2	2	
2020		Did Not Pitch																		
2021	FCL Rays	1	1	2.96	17	0	0	0	7	24.1	14	16	8	3	4	18-0	25	3	2	
2022		Injured-Did Not Pitch																		
<b>Minor League Totals</b>		<b>1</b>	<b>3</b>	<b>3.15</b>	<b>28</b>	<b>10</b>	<b>0</b>	<b>0</b>	<b>7</b>	<b>45.2</b>	<b>32</b>	<b>25</b>	<b>16</b>	<b>4</b>	<b>8</b>	<b>24-0</b>	<b>38</b>	<b>6</b>	<b>4</b>	



## LEONARD, CAMERON / RIGHT-HANDED PITCHER

BATS **Right**  
 THROWS **Right**  
 HEIGHT **6'4"**  
 WEIGHT **200**

BORN **7/26/99** in **Riverside, CA**  
 RESIDES **Hemet, CA**  
 SIGNING SCOUT **Jaime Jones**  
 ACQUIRED **Signed as a non-drafted free agent on July 21, 2021**

YEAR	CLUB	W	L	ERA	G	GS	CG	SHO	SV	IP	H	R	ER	HR	HB	BB-I	SO	WP	BK
2021	FCL Rays	2	0	1.64	9	0	0	0	0	11.0	14	2	2	0	0	1-0	10	0	0
2022	Bowling Green	2	5	5.84	27	0	0	0	4	44.2	59	33	29	4	0	12-0	53	6	0
	Montgomery	0	0	0.00	1	0	0	0	0	1.1	0	0	0	0	0	0-0	3	0	0
<b>Minor League Totals</b>		<b>4</b>	<b>5</b>	<b>4.89</b>	<b>37</b>	<b>0</b>	<b>0</b>	<b>0</b>	<b>4</b>	<b>57.0</b>	<b>73</b>	<b>35</b>	<b>31</b>	<b>4</b>	<b>0</b>	<b>13-0</b>	<b>66</b>	<b>6</b>	<b>0</b>

## LOPEZ, JACOB / LEFT-HANDED PITCHER

BATS **Left**  
 THROWS **Left**  
 HEIGHT **6'4"**  
 WEIGHT **235**

BORN **3/11/98** in **Grenada Hills, CA**  
 RESIDES **Saugus, CA**  
 SIGNING SCOUT **Charles Fick (Giants)**  
 ACQUIRED **Via trade from San Francisco on July 31, 2019**

YEAR	CLUB	W	L	ERA	G	GS	CG	SHO	SV	IP	H	R	ER	HR	HB	BB-I	SO	WP	BK
2018	AZL Giants	1	1	1.42	9	4	0	0	0	25.1	18	4	4	2	0	6-0	34	0	0
2019	Salem-Keizer	2	3	3.02	9	9	0	0	0	41.2	41	17	14	2	4	7-0	39	3	0
	Hudson Valley	2	0	2.40	3	3	0	0	0	15.0	8	4	4	2	0	4-0	18	0	0
2020	Did Not Pitch																		
2021	Bowling Green	3	1	2.30	14	10	0	0	2	54.2	40	15	14	6	6	17-0	88	3	0
	Montgomery	0	0	3.60	1	1	0	0	0	5.0	3	2	2	0	0	1-0	8	0	0
2022	Injured-Did Not Pitch																		
<b>Minor League Totals</b>		<b>8</b>	<b>5</b>	<b>2.41</b>	<b>36</b>	<b>27</b>	<b>0</b>	<b>0</b>	<b>2</b>	<b>141.2</b>	<b>110</b>	<b>42</b>	<b>38</b>	<b>12</b>	<b>10</b>	<b>35-0</b>	<b>187</b>	<b>6</b>	<b>0</b>

## LÓPEZ, JOHAN / INFILDER

BATS **Right**  
 THROWS **Right**  
 HEIGHT **5'10"**  
 WEIGHT **165**

BORN **7/28/00** in **San Felipe, VEN**  
 RESIDES **San Felipe, VEN**  
 SIGNING SCOUT **Marlon Roche/Ronnie Blanco**  
 ACQUIRED **Signed as a free agent on August 1, 2016**

YEAR	CLUB	AVG	G	AB	R	H	2B	3B	HR	RBI	SH	SF	HB	BB-I	SO	SB	CS	GDP	OBP	SLG
2017	DSL Rays 1	.219	59	201	24	44	9	1	1	13	2	0	7	17-0	41	11	6	3	.302	.289
2018	DSL Rays 1	.240	52	183	35	44	12	0	2	23	6	3	8	20-0	28	12	5	6	.336	.339
2019	DSL Rays 2	.357	30	126	39	45	7	7	1	28	1	0	4	16-0	12	24	4	2	.445	.548
	GCL Rays	.279	34	111	20	31	6	2	1	12	3	2	2	12-0	8	2	1	4	.354	.396
2020	Did Not Play																			
2021	Charleston	.240	84	262	56	63	13	1	10	40	2	5	12	44-1	89	17	1	3	.368	.412
2022	Montgomery	.157	23	70	7	11	3	0	1	3	1	1	1	4-0	23	2	1	1	.211	.243
	Durham	.000	3	4	0	0	0	0	0	0	0	0	0	0-0	2	0	0	0	.200	.000
	Bowling Green	.236	55	191	32	45	10	0	5	22	1	2	6	27-0	57	7	2	2	.345	.366
<b>Minor League Totals</b>		<b>.247</b>	<b>340</b>	<b>1148</b>	<b>213</b>	<b>283</b>	<b>60</b>	<b>11</b>	<b>21</b>	<b>141</b>	<b>16</b>	<b>13</b>	<b>41</b>	<b>140-1</b>	<b>260</b>	<b>75</b>	<b>20</b>	<b>21</b>	<b>.346</b>	<b>.373</b>

## LUGO, YANNELBINSON / RIGHT-HANDED PITCHER

BATS **Right**  
 THROWS **Right**  
 HEIGHT **6'0"**  
 WEIGHT **165**

BORN **1/13/04** in **Los Hidalgos, DR**  
 RESIDES **Los Hidalgos, DR**  
 SIGNING SCOUT **Daniel Santana**  
 ACQUIRED **Signed as a free agent on September 30, 2022**





## MANUELA, EGORY / LEFT-HANDED PITCHER

BATS **Left**  
THROWS **Left**  
HEIGHT **6'1"**  
WEIGHT **180**

BORN **9/9/03** in **Willemstad, Curaçao**  
RESIDES **Willemstad, Curaçao**  
SIGNING SCOUT **Daniel Santana/Chairon Isenia**  
ACQUIRED **Signed as a free agent on July 2, 2021**

YEAR	CLUB	W	L	ERA	G	GS	CG	SHO	SV	IP	H	R	ER	HR	HB	BB-I	SO	WP	BK
2021	DSL Rays 2	0	0	3.38	7	5	0	0	0	10.2	8	10	4	0	0	17-0	17	1	1
2022	DSL Tampa Bay	0	0	10.80	2	2	0	0	0	1.2	1	4	2	0	1	4-0	4	5	0
<b>Minor League Totals</b>		<b>0</b>	<b>0</b>	<b>4.38</b>	<b>9</b>	<b>7</b>	<b>0</b>	<b>0</b>	<b>0</b>	<b>12.1</b>	<b>9</b>	<b>14</b>	<b>6</b>	<b>0</b>	<b>1</b>	<b>21-0</b>	<b>21</b>	<b>6</b>	<b>1</b>

## MANZUETA, ONEILL / OUTFIELDER

BATS **Right**  
THROWS **Right**  
HEIGHT **6'0"**  
WEIGHT **190**

BORN **2/7/01** in **Santo Domingo, DR**  
RESIDES **Santo Domingo, DR**  
SIGNING SCOUT **Daniel Santana**  
ACQUIRED **Signed as a free agent on April 13, 2018**

YEAR	CLUB	AVG	G	AB	R	H	2B	3B	HR	RBI	SH	SF	HB	BB-I	SO	SB	CS	GDP	OBP	SLG
2018	DSL Rays 1	.224	47	161	28	36	7	1	4	25	0	0	3	33-1	43	5	2	4	.365	.354
2019	DSL Rays 2	.296	31	115	29	34	11	3	3	20	0	2	4	17-0	31	5	2	2	.399	.522
	GCL Rays	.202	31	99	13	20	8	2	0	8	0	1	2	7-0	26	2	1	4	.266	.323
2020		Did Not Play																		
2021	FCL Rays	.278	18	54	10	15	2	0	0	8	0	1	1	9-0	15	1	0	2	.385	.315
2022	Charleston	.242	111	385	57	93	16	5	9	51	0	0	3	63-0	144	6	2	10	.353	.379
<b>Minor League Totals</b>		<b>.243</b>	<b>238</b>	<b>814</b>	<b>137</b>	<b>198</b>	<b>44</b>	<b>11</b>	<b>16</b>	<b>112</b>	<b>0</b>	<b>4</b>	<b>13</b>	<b>129-1</b>	<b>259</b>	<b>19</b>	<b>7</b>	<b>22</b>	<b>.354</b>	<b>.383</b>

## MARTE, ALEXANDER / RIGHT-HANDED PITCHER

BATS **Right**  
THROWS **Right**  
HEIGHT **6'2"**  
WEIGHT **200**

BORN **1/7/01** in **Sanchez, DR**  
RESIDES **Sanchez, DR**  
SIGNING SCOUT **Daniel Santana**  
ACQUIRED **Signed as a free agent on August 3, 2021**

YEAR	CLUB	W	L	ERA	G	GS	CG	SHO	SV	IP	H	R	ER	HR	HB	BB-I	SO	WP	BK
2022	DSL Tampa Bay	0	0	9.00	1	0	0	0	0	1.0	2	1	1	0	0	3-0	0	1	0
	DSL Rays	0	0	3.86	2	0	0	0	0	2.1	0	1	1	0	0	2-0	3	1	1
<b>Minor League Totals</b>		<b>0</b>	<b>0</b>	<b>5.40</b>	<b>3</b>	<b>0</b>	<b>0</b>	<b>0</b>	<b>0</b>	<b>3.1</b>	<b>2</b>	<b>2</b>	<b>2</b>	<b>0</b>	<b>0</b>	<b>5-0</b>	<b>3</b>	<b>2</b>	<b>1</b>

## MARTIN, TREVOR / RIGHT-HANDED PITCHER

BATS **Right**  
THROWS **Right**  
HEIGHT **6'5"**  
WEIGHT **225**

BORN **12/15/00** in **Poteau, OK**  
RESIDES **McAlester, OK**  
SIGNING SCOUT **Reggie Lawson**  
ACQUIRED **Selected in the third round of the 2022 Amateur Draft**

YEAR	CLUB	W	L	ERA	G	GS	CG	SHO	SV	IP	H	R	ER	HR	HB	BB-I	SO	WP	BK
2022	FCL Rays	0	0	0.00	1	1	0	0	0	1.0	1	0	0	0	0	1-0	2	1	0

## MARTÍNEZ, ALFONZO / OUTFIELDER

BATS **Right**  
THROWS **Right**  
HEIGHT **6'0"**  
WEIGHT **180**

BORN **11/28/05** in **Ciudad Guayana, VEN**  
RESIDES **Ciudad Guayana, VEN**  
SIGNING SCOUT **Frank Tineo/William Bergolla**  
ACQUIRED **Signed as a free agent on January 15, 2023**



## MARTÍNEZ, LARRY / CATCHER

BATS **Right**  
THROWS **Right**  
HEIGHT **5'11"**  
WEIGHT **170**

BORN **8/6/05** in Valencia, VEN  
RESIDES **San Diego, VEN**  
SIGNING SCOUT **William Bergolla/Marlon Roche/Juan Castillo**  
ACQUIRED **Signed as a free agent on January 15, 2022**

## MARTÍNEZ, RAUDELIS / CATCHER

BATS **Left**  
THROWS **Right**  
HEIGHT **6'0"**  
WEIGHT **180**

BORN **5/30/02** in Santa Clara, Cuba  
RESIDES **Juan Dolio, DR**  
SIGNING SCOUT **Remmy Hernandez/Daniel Santana**  
ACQUIRED **Signed as a free agent on September 16, 2020**

YEAR	CLUB	AVG	G	AB	R	H	2B	3B	HR	RBI	SH	SF	HB	BB-I	SO	SB	CS	GDP	OBP	SLG
2021	DSL Rays 1	.173	38	127	14	22	4	0	2	16	0	2	2	18-1	25	3	3	2	.282	.252
2022	DSL Rays	.293	26	75	15	22	4	2	3	10	0	1	5	16-0	11	6	2	3	.443	.520
<b>Minor League Totals</b>		<b>.218</b>	<b>64</b>	<b>202</b>	<b>29</b>	<b>44</b>	<b>8</b>	<b>2</b>	<b>5</b>	<b>26</b>	<b>0</b>	<b>3</b>	<b>7</b>	<b>34-1</b>	<b>36</b>	<b>9</b>	<b>5</b>	<b>5</b>	<b>.346</b>	<b>.351</b>

## MATEO, ÁNGEL / OUTFIELDER

BATS **Right**  
THROWS **Right**  
HEIGHT **6'2"**  
WEIGHT **190**

BORN **2/13/05** in San Juan, DR  
RESIDES **San Juan, DR**  
SIGNING SCOUT **Daniel Santana**  
ACQUIRED **Signed as a free agent on January 15, 2022**

YEAR	CLUB	AVG	G	AB	R	H	2B	3B	HR	RBI	SH	SF	HB	BB-I	SO	SB	CS	GDP	OBP	SLG
2022	DSL Tampa Bay	.269	52	171	32	46	7	0	7	25	0	2	10	27-0	36	10	3	1	.395	.433

## MATEO, ISRAEL / RIGHT-HANDED PITCHER

BATS **Right**  
THROWS **Right**  
HEIGHT **5'11"**  
WEIGHT **135**

BORN **11/22/01** in San Pedro de Macoris, DR  
RESIDES **San Pedro de Macoris, DR**  
SIGNING SCOUT **Remmy Hernandez/Daniel Santana**  
ACQUIRED **Signed as a free agent on November 6, 2019**

YEAR	CLUB	W	L	ERA	G	GS	CG	SHO	SV	IP	H	R	ER	HR	HB	BB-I	SO	WP	BK
2021	DSL Rays 1	1	6	6.08	15	7	0	0	1	37.0	32	29	25	1	4	27-1	33	14	2
2022	FCL Rays	0	1	2.84	10	0	0	0	1	12.2	8	5	4	1	0	8-0	16	3	1
<b>Minor League Totals</b>		<b>1</b>	<b>7</b>	<b>5.26</b>	<b>25</b>	<b>7</b>	<b>0</b>	<b>0</b>	<b>2</b>	<b>49.2</b>	<b>40</b>	<b>34</b>	<b>29</b>	<b>2</b>	<b>4</b>	<b>35-1</b>	<b>49</b>	<b>17</b>	<b>3</b>

## MATEO, YORDI / RIGHT-HANDED PITCHER

BATS **Right**  
THROWS **Right**  
HEIGHT **6'3"**  
WEIGHT **200**

BORN **3/16/02** in Tamayo, DR  
RESIDES **Punta Cana, DR**  
SIGNING SCOUT **Daniel Santana**  
ACQUIRED **Signed as a free agent on September 30, 2022**



## MCKAY, BRENDAN / LEFT-HANDED PITCHER

BATS **Left**  
 THROWS **Left**  
 HEIGHT **6'2"**  
 WEIGHT **230**

BORN **12/18/95** in **Beaver Falls, PA**  
 RESIDES **Tampa, FL**  
 SIGNING SCOUT **James Bonnici**  
 ACQUIRED **Signed as a free agent on December 11, 2022**

YEAR	CLUB	W	L	ERA	G	GS	CG	SHO	SV	IP	H	R	ER	HR	HB	BB-I	SO	WP	BK
2017	Hudson Valley	1	0	1.80	6	6	0	0	0	20.0	10	4	4	3	0	5-0	21	1	0
2018	Bowling Green	2	0	1.09	6	6	0	0	0	24.2	8	3	3	1	0	2-0	40	0	0
	Charlotte	3	2	3.21	11	9	0	0	0	47.2	45	18	17	2	1	11-0	54	0	0
	GCL Rays	0	0	1.50	2	2	0	0	0	6.0	2	1	1	0	0	1-0	9	0	0
2019	Montgomery	3	0	1.30	8	7	0	0	0	41.2	25	6	6	2	1	9-0	62	3	0
	Durham	3	0	0.84	7	6	0	0	0	32.0	17	4	3	1	2	9-0	40	0	0
	<b>Tampa Bay</b>	<b>2</b>	<b>4</b>	<b>5.14</b>	<b>13</b>	<b>11</b>	<b>0</b>	<b>0</b>	<b>0</b>	<b>49.0</b>	<b>53</b>	<b>32</b>	<b>28</b>	<b>8</b>	<b>0</b>	<b>16-0</b>	<b>56</b>	<b>0</b>	<b>0</b>
2020										Injured-Did Not Pitch									
2021	FCL Rays	0	0	1.59	4	4	0	0	0	5.2	5	2	1	1	0	1-0	5	0	0
	Montgomery	0	2	12.86	3	3	0	0	0	7.0	10	10	10	5	0	4-0	8	3	0
2022	FCL Rays	0	0	3.38	2	2	0	0	0	2.2	4	1	1	0	0	1-0	3	0	0
	Charleston	0	0	3.12	3	2	0	0	0	8.2	7	5	3	2	0	4-0	6	0	0
	Durham	0	0	2.25	2	1	0	0	0	4.0	2	2	1	0	0	1-0	5	0	0
<b>Minor League Totals</b>		<b>12</b>	<b>4</b>	<b>2.25</b>	<b>54</b>	<b>48</b>	<b>0</b>	<b>0</b>	<b>0</b>	<b>200.0</b>	<b>135</b>	<b>56</b>	<b>50</b>	<b>17</b>	<b>4</b>	<b>48-0</b>	<b>253</b>	<b>7</b>	<b>0</b>
<b>Major League Totals</b>		<b>2</b>	<b>4</b>	<b>5.14</b>	<b>13</b>	<b>11</b>	<b>0</b>	<b>0</b>	<b>0</b>	<b>49.0</b>	<b>53</b>	<b>32</b>	<b>28</b>	<b>8</b>	<b>0</b>	<b>16-0</b>	<b>56</b>	<b>0</b>	<b>0</b>

## MEDINA, LEOFANNY / RIGHT-HANDED PITCHER

BATS **Right**  
 THROWS **Right**  
 HEIGHT **6'4"**  
 WEIGHT **215**

BORN **4/14/02** in **San Juan de la Maguana, DR**  
 RESIDES **Comendador, DR**  
 SIGNING SCOUT **Daniel Santana**  
 ACQUIRED **Signed as a free agent on May 27, 2022**

## MEDINA, ROBERTO / LEFT-HANDED PITCHER

BATS **Left**  
 THROWS **Left**  
 HEIGHT **6'1"**  
 WEIGHT **170**

BORN **1/19/05** in **San Pedro de Macoris, DR**  
 RESIDES **San Pedro de Macoris, DR**  
 SIGNING SCOUT **Daniel Santana/Remmy Hernandez**  
 ACQUIRED **Signed as a free agent on September 12, 2022**

## MEJÍA, ENMANUEL / RIGHT-HANDED PITCHER

BATS **Right**  
 THROWS **Right**  
 HEIGHT **5'11"**  
 WEIGHT **225**

BORN **12/22/98** in **Bonao, DR**  
 RESIDES **Bonao, DR**  
 SIGNING SCOUT **Daurys Nin (Pirates)**  
 ACQUIRED **Selected from Pittsburgh in the Triple-A phase of the 2022 Rule 5 Draft**

YEAR	CLUB	W	L	ERA	G	GS	CG	SHO	SV	IP	H	R	ER	HR	HB	BB-I	SO	WP	BK
2019	DSL Pirates 2	2	1	1.74	18	0	0	0	7	20.2	10	6	4	0	0	7-0	37	1	1
2020										Did Not Pitch									
2021	Bradenton	4	1	0.00	21	0	0	0	8	26.1	15	4	0	0	0	17-1	35	8	0
	Greensboro	1	1	1.10	11	0	0	0	1	16.1	11	7	2	2	2	10-1	18	2	0
2022	Altoona	2	5	5.80	40	1	0	0	2	49.2	50	40	32	6	2	31-2	51	7	0
<b>Minor League Totals</b>		<b>9</b>	<b>8</b>	<b>3.03</b>	<b>90</b>	<b>1</b>	<b>0</b>	<b>0</b>	<b>18</b>	<b>113.0</b>	<b>86</b>	<b>57</b>	<b>38</b>	<b>8</b>	<b>4</b>	<b>65-4</b>	<b>141</b>	<b>18</b>	<b>1</b>



## MEJÍA, SAMUEL / RIGHT-HANDED PITCHER

BATS **Right**  
 THROWS **Right**  
 HEIGHT **6'1"**  
 WEIGHT **160**

BORN **6/17/02** in La Altagracia, DR  
 RESIDES **Higüey, DR**  
 SIGNING SCOUT **Daniel Santana**  
 ACQUIRED **Signed as a free agent on September 4, 2019**

YEAR	CLUB	W	L	ERA	G	GS	CG	SHO	SV	IP	H	R	ER	HR	HB	BB-I	SO	WP	BK
2021	DSL Rays 1	3	1	2.63	12	6	0	0	0	51.1	43	22	15	2	6	15-0	44	5	1
2022	FCL Rays	0	1	2.25	14	0	0	0	5	20.0	14	7	5	1	0	6-1	22	1	0
<b>Minor League Totals</b>		<b>3</b>	<b>2</b>	<b>2.52</b>	<b>26</b>	<b>6</b>	<b>0</b>	<b>0</b>	<b>5</b>	<b>71.1</b>	<b>57</b>	<b>29</b>	<b>20</b>	<b>3</b>	<b>6</b>	<b>21-1</b>	<b>66</b>	<b>6</b>	<b>1</b>

## MELLENDEZ, KEVIN / CATCHER

BATS **Right**  
 THROWS **Right**  
 HEIGHT **5'10"**  
 WEIGHT **200**

BORN **3/15/00** in Caguas, PR  
 RESIDES **Caguas, PR**  
 SIGNING SCOUT **Victor Rodriguez**  
 ACQUIRED **Selected in the 12th round of the 2018 Amateur Draft**

YEAR	CLUB	AVG	G	AB	R	H	2B	3B	HR	RBI	SH	SF	HB	BB-I	SO	SB	CS	GDP	OBP	SLG
2018	GCL Rays	.216	31	97	17	21	4	0	1	12	0	2	4	12-0	29	2	2	1	.322	.289
2019	Princeton	.215	39	144	15	31	7	0	5	25	0	0	1	7-0	48	2	0	4	.257	.368
2020																				
										Did Not Play										
2021																				
										Injured-Did Not Play										
2022																				
										Injured-Did Not Play										
<b>Minor League Totals</b>		<b>.216</b>	<b>70</b>	<b>241</b>	<b>32</b>	<b>52</b>	<b>11</b>	<b>0</b>	<b>6</b>	<b>37</b>	<b>0</b>	<b>2</b>	<b>5</b>	<b>19-0</b>	<b>77</b>	<b>4</b>	<b>2</b>	<b>5</b>	<b>.285</b>	<b>.336</b>

## MENENDEZ, ANTONIO / RIGHT-HANDED PITCHER

BATS **Right**  
 THROWS **Right**  
 HEIGHT **6'4"**  
 WEIGHT **215**

BORN **3/11/99** in Reston, VA  
 RESIDES **Boston, MA**  
 SIGNING SCOUT **Joe Hastings**  
 ACQUIRED **Selected in the 14th round of the 2021 Amateur Draft**

YEAR	CLUB	W	L	ERA	G	GS	CG	SHO	SV	IP	H	R	ER	HR	HB	BB-I	SO	WP	BK
2022	FCL Rays	0	1	2.57	3	2	0	0	0	7.0	4	2	2	0	0	1-0	8	0	0
	Charleston	2	0	0.83	11	0	0	0	1	21.2	17	4	2	1	1	6-0	29	2	0
	Bowling Green	0	0	3.24	6	0	0	0	3	8.1	6	3	3	0	0	3-0	11	1	0
<b>Minor League Totals</b>		<b>2</b>	<b>1</b>	<b>1.70</b>	<b>20</b>	<b>2</b>	<b>0</b>	<b>0</b>	<b>4</b>	<b>37.0</b>	<b>27</b>	<b>9</b>	<b>7</b>	<b>1</b>	<b>1</b>	<b>10-0</b>	<b>48</b>	<b>3</b>	<b>0</b>

## MERIÑO, PATRICK / OUTFIELDER

BATS **Right**  
 THROWS **Right**  
 HEIGHT **6'2"**  
 WEIGHT **215**

BORN **8/13/98** in La Habana, Cuba  
 RESIDES **Hialeah, FL**  
 SIGNING SCOUT **Remmy Hernandez/Daniel Santana**  
 ACQUIRED **Signed as a free agent on June 15, 2019**

YEAR	CLUB	AVG	G	AB	R	H	2B	3B	HR	RBI	SH	SF	HB	BB-I	SO	SB	CS	GDP	OBP	SLG
2019	DSL Rays 2	.255	29	98	30	25	6	0	8	17	0	1	7	23-0	28	2	1	3	.426	.561
2020																				
										Did Not Play										
2021	FCL Rays	.257	13	35	13	9	1	0	4	13	0	1	5	10-0	13	3	2	0	.471	.629
	Charleston	.189	23	74	11	14	1	1	4	20	0	0	3	11-0	36	0	0	1	.318	.392
2022	FCL Rays	.261	33	92	26	24	4	1	6	24	0	1	1	26-0	39	9	1	1	.425	.522
<b>Minor League Totals</b>		<b>.241</b>	<b>98</b>	<b>299</b>	<b>80</b>	<b>72</b>	<b>12</b>	<b>2</b>	<b>22</b>	<b>74</b>	<b>0</b>	<b>3</b>	<b>16</b>	<b>70-0</b>	<b>116</b>	<b>14</b>	<b>4</b>	<b>5</b>	<b>.407</b>	<b>.515</b>



**MEZA, JULIO** / CATCHER

BATS **Right**  
THROWS **Right**  
HEIGHT **6'0"**  
WEIGHT **165**

BORN **5/4/99** in **Barquisimeto, VEN**  
RESIDES **Barquisimeto, VEN**  
SIGNING SCOUT **Marlon Roche**  
ACQUIRED **Signed as a free agent on March 27, 2017**

YEAR	CLUB	AVG	G	AB	R	H	2B	3B	HR	RBI	SH	SF	HB	BB-I	SO	SB	CS	GDP	OBP	SLG
2017	DSL Rays 2	.216	37	116	16	25	8	1	0	8	3	1	6	12-0	15	1	2	3	.319	.302
2018	DSL Rays 1	.306	47	170	30	52	9	1	1	26	3	3	5	9-0	25	5	5	1	.353	.388
2019	GCL Rays	.237	39	139	11	33	4	1	0	16	1	4	5	5-0	28	0	0	4	.281	.281
2020														Did Not Play						
2021	FCL Rays	.222	8	18	4	4	1	0	0	4	0	1	0	5-0	8	1	0	0	.375	.278
2022	FCL Rays	.286	3	7	1	2	1	0	0	2	0	0	1	0-0	3	1	0	0	.375	.429
	Charleston	.273	20	66	12	18	4	1	1	8	0	0	3	5-0	18	1	0	1	.351	.409
	Durham	.500	1	4	1	2	0	0	0	2	0	0	0	0-0	1	0	0	1	.500	.500
<b>Minor League Totals</b>		<b>.262</b>	<b>155</b>	<b>520</b>	<b>75</b>	<b>136</b>	<b>27</b>	<b>4</b>	<b>2</b>	<b>66</b>	<b>7</b>	<b>9</b>	<b>20</b>	<b>36-0</b>	<b>98</b>	<b>9</b>	<b>7</b>	<b>10</b>	<b>.328</b>	<b>.340</b>

**MILLAN, SANTIAGO** / OUTFIELDER

BATS **Right**  
THROWS **Right**  
HEIGHT **6'2"**  
WEIGHT **175**

BORN **5/27/03** in **Porlamar, VEN**  
RESIDES **Porlamar, VEN**  
SIGNING SCOUT **William Bergolla**  
ACQUIRED **Signed as a free agent on September 11, 2019**

YEAR	CLUB	AVG	G	AB	R	H	2B	3B	HR	RBI	SH	SF	HB	BB-I	SO	SB	CS	GDP	OBP	SLG
2021	DSL Rays 2	.263	51	175	28	46	3	0	3	28	0	3	5	22-0	40	10	5	8	.356	.331
2022	DSL Tampa Bay	.221	35	113	16	25	3	2	6	26	0	1	2	16-0	42	4	2	1	.326	.442
<b>Minor League Totals</b>		<b>.247</b>	<b>86</b>	<b>288</b>	<b>44</b>	<b>71</b>	<b>6</b>	<b>2</b>	<b>9</b>	<b>54</b>	<b>0</b>	<b>4</b>	<b>7</b>	<b>38-0</b>	<b>82</b>	<b>14</b>	<b>7</b>	<b>9</b>	<b>.344</b>	<b>.375</b>

**MONZON, JOSÉ** / INFIELDER

BATS **Left**  
THROWS **Right**  
HEIGHT **6'0"**  
WEIGHT **160**

BORN **11/17/05** in **La Guaira, VEN**  
RESIDES **La Guaira, VEN**  
SIGNING SCOUT **Marlon Roche/William Bergolla**  
ACQUIRED **Signed as a free agent on January 15, 2023**

**MORENO, MOISES** / OUTFIELDER

BATS **Right**  
THROWS **Right**  
HEIGHT **6'2"**  
WEIGHT **170**

BORN **11/1/05** in **La Victoria, DR**  
RESIDES **La Victoria, DR**  
SIGNING SCOUT **Daniel Santana/Rigo De Los Santos**  
ACQUIRED **Signed as a free agent on January 15, 2023**

**MORIS, YOHANGEL** / INFIELDER

BATS **Switch**  
THROWS **Right**  
HEIGHT **6'0"**  
WEIGHT **160**

BORN **11/22/05** in **Sabaneta de Yasicá, DR**  
RESIDES **Sabaneta de Yasicá, DR**  
SIGNING SCOUT **Daniel Santana/Jorge Perez**  
ACQUIRED **Signed as a free agent on January 15, 2023**



## MULLEN, SEAN / RIGHT-HANDED PITCHER

BATS **Right**  
THROWS **Right**  
HEIGHT **6'1"**  
WEIGHT **205**

BORN **9/18/99** in Bakersfield, CA  
RESIDES **Bakersfield, CA**  
SIGNING SCOUT **Greg Whitworth**  
ACQUIRED **Selected in the 11th round of the 2021 Amateur Draft**

YEAR	CLUB	W	L	ERA	G	GS	CG	SHO	SV	IP	H	R	ER	HR	HB	BB-I	SO	WP	BK
2021	FCL Rays	0	0	0.00	4	0	0	0	2	6.1	3	0	0	0	0	1-0	7	0	0
2022	Bowling Green	4	2	4.44	30	1	0	0	5	46.2	43	29	23	7	8	18-0	36	4	1
<b>Minor League Totals</b>		<b>4</b>	<b>2</b>	<b>3.91</b>	<b>34</b>	<b>1</b>	<b>0</b>	<b>0</b>	<b>7</b>	<b>53.0</b>	<b>46</b>	<b>29</b>	<b>23</b>	<b>7</b>	<b>8</b>	<b>19-0</b>	<b>43</b>	<b>4</b>	<b>1</b>

## MUÑOZ, VICTOR / RIGHT-HANDED PITCHER

BATS **Right**  
THROWS **Right**  
HEIGHT **6'3"**  
WEIGHT **160**

BORN **12/25/00** in Mao, DR  
RESIDES **Mao, DR**  
SIGNING SCOUT **Daniel Santana**  
ACQUIRED **Signed as a free agent on July 2, 2017**

YEAR	CLUB	W	L	ERA	G	GS	CG	SHO	SV	IP	H	R	ER	HR	HB	BB-I	SO	WP	BK
2018	DSL Rays 2	4	2	5.06	16	0	0	0	0	32.0	25	24	18	3	8	18-0	28	6	0
2019	DSL Rays 1	1	0	1.45	4	4	0	0	0	18.2	14	6	3	0	1	5-0	17	5	0
	GCL Rays	0	1	3.57	7	4	0	0	0	22.2	21	14	9	2	2	13-0	21	0	0
2020										Did Not Pitch									
2021	FCL Rays	1	1	1.95	10	7	0	0	1	32.1	32	10	7	0	0	6-0	38	2	0
	Charleston	0	0	2.79	3	3	0	0	0	9.2	8	3	3	1	0	1-0	9	0	1
2022	Charleston	4	2	4.22	10	0	0	0	0	32.0	34	21	15	2	1	10-0	22	6	0
	Bowling Green	3	2	4.64	14	6	0	0	1	42.2	53	26	22	4	4	9-0	29	3	0
<b>Minor League Totals</b>		<b>13</b>	<b>8</b>	<b>3.65</b>	<b>64</b>	<b>24</b>	<b>0</b>	<b>0</b>	<b>2</b>	<b>190.0</b>	<b>187</b>	<b>104</b>	<b>77</b>	<b>12</b>	<b>16</b>	<b>62-0</b>	<b>164</b>	<b>22</b>	<b>1</b>

## MURRAY, TANNER / INFIELDER

BATS **Right**  
THROWS **Right**  
HEIGHT **6'2"**  
WEIGHT **190**

BORN **9/3/99** in Santa Clara, CA  
RESIDES **Boulder Creek, CA**  
SIGNING SCOUT **Tim Fortugno**  
ACQUIRED **Selected in the fourth round of the 2020 Amateur Draft**

YEAR	CLUB	AVG	G	AB	R	H	2B	3B	HR	RBI	SH	SF	HB	BB-I	SO	SB	CS	GDP	OBP	SLG
2021	FCL Rays	.364	9	33	7	12	6	1	2	12	0	0	2	4-0	3	2	0	1	.462	.788
	Charleston	.339	27	109	23	37	12	1	2	21	0	1	4	9-0	20	2	2	4	.407	.523
	Bowling Green	.154	3	13	1	2	1	0	0	0	0	0	0	0-0	3	0	0	1	.154	.231
2022	Bowling Green	.276	66	250	33	69	12	2	6	38	0	2	5	13-0	50	6	4	2	.322	.412
<b>Minor League Totals</b>		<b>.296</b>	<b>105</b>	<b>405</b>	<b>64</b>	<b>120</b>	<b>31</b>	<b>4</b>	<b>10</b>	<b>71</b>	<b>0</b>	<b>3</b>	<b>11</b>	<b>26-0</b>	<b>76</b>	<b>10</b>	<b>6</b>	<b>8</b>	<b>.353</b>	<b>.467</b>

## NAVAS, KEINER / LEFT-HANDED PITCHER

BATS **Left**  
THROWS **Left**  
HEIGHT **6'1"**  
WEIGHT **155**

BORN **2/29/04** in Caracas, VEN  
RESIDES **Caracas, VEN**  
SIGNING SCOUT **Juan Castillo/Marlon Roche/William Bergolla**  
ACQUIRED **Signed as a free agent on November 16, 2021**

YEAR	CLUB	W	L	ERA	G	GS	CG	SHO	SV	IP	H	R	ER	HR	HB	BB-I	SO	WP	BK
2022	DSL Tampa Bay	1	1	4.74	12	0	0	0	0	19.0	23	14	10	2	0	11-0	21	11	1



## OLIVER, JORDANY / INFIELDER

BATS **Right**  
THROWS **Right**  
HEIGHT **6'0"**  
WEIGHT **160**

BORN **1/11/05** in **Higüey, DR**  
RESIDES **Higüey, DR**  
SIGNING SCOUT **Remmy Hernandez/Daniel Santana**  
ACQUIRED **Signed as a free agent on January 15, 2022**

YEAR	CLUB	AVG	G	AB	R	H	2B	3B	HR	RBI	SH	SF	HB	BB-I	SO	SB	CS	GDP	OBP	SLG
2022	DSL Tampa Bay	.207	36	111	14	23	3	2	1	14	0	1	3	11-0	41	11	2	2	.294	.297

## OSTBERG, ERIK / CATCHER

BATS **Left**  
THROWS **Right**  
HEIGHT **5'10"**  
WEIGHT **225**

BORN **10/12/95** in **Northampton, MA**  
RESIDES **Florence, MA**  
SIGNING SCOUT **Tim Alexander**  
ACQUIRED **Selected in the 13th round of the 2017 Amateur Draft**

YEAR	CLUB	AVG	G	AB	R	H	2B	3B	HR	RBI	SH	SF	HB	BB-I	SO	SB	CS	GDP	OBP	SLG
2017	GCL Rays	.188	28	85	12	16	3	0	0	4	1	2	3	15-1	30	1	0	3	.324	.224
2018	Hudson Valley	.287	51	174	25	50	13	2	2	30	0	2	2	22-1	44	1	1	2	.370	.420
2019	GCL Rays	.000	3	5	0	0	0	0	0	0	0	0	0	4-0	2	0	0	0	.444	.000
	Bowling Green	.247	29	97	12	24	3	0	1	7	0	0	2	10-1	30	0	0	3	.330	.309
2020														Did Not Play						
2021	Bowling Green	.266	59	192	31	51	5	1	12	33	0	1	2	21-0	57	0	2	2	.343	.490
	Montgomery	.190	6	21	0	4	0	1	0	4	0	0	0	0-0	7	0	0	0	.190	.286
2022	Montgomery	.216	51	162	19	35	6	2	6	20	0	1	0	24-0	56	3	1	0	.316	.389
<b>Minor League Totals</b>		<b>.245</b>	<b>227</b>	<b>736</b>	<b>99</b>	<b>180</b>	<b>30</b>	<b>6</b>	<b>21</b>	<b>98</b>	<b>1</b>	<b>6</b>	<b>9</b>	<b>96-3</b>	<b>226</b>	<b>5</b>	<b>4</b>	<b>10</b>	<b>.336</b>	<b>.387</b>

## OVALLES, ALEXANDER / OUTFIELDER

BATS **Left**  
THROWS **Left**  
HEIGHT **6'0"**  
WEIGHT **180**

BORN **10/6/00** in **Santo Domingo, DR**  
RESIDES **Warwick, RI**  
SIGNING SCOUT **Miguel Diaz/Louie Eljaua/Gian Guzman/Jose Serra (Cubs)**  
ACQUIRED **Via trade from Texas on December 10, 2020**

YEAR	CLUB	AVG	G	AB	R	H	2B	3B	HR	RBI	SH	SF	HB	BB-I	SO	SB	CS	GDP	OBP	SLG
2018	DSL Cubs 2	.316	21	76	13	24	4	0	0	8	1	1	0	16-1	14	8	5	0	.430	.368
2019	AZL Rangers	.377	25	114	33	43	8	7	2	18	0	0	2	10-0	18	2	1	1	.437	.623
	Spokane	.187	24	91	13	17	6	0	2	15	0	1	0	8-0	24	3	1	3	.250	.319
2020														Did Not Play						
2021	Charleston	.248	89	315	45	78	13	2	8	46	2	4	6	43-1	68	5	4	4	.345	.378
2022	Bowling Green	.273	89	315	63	86	18	3	14	62	1	3	6	43-0	76	9	5	6	.368	.483
	Durham	.167	3	6	0	1	0	0	0	2	0	0	0	1-0	2	0	0	0	.286	.167
	Montgomery	.139	10	36	4	5	1	0	0	1	0	0	0	5-0	11	1	0	0	.244	.167
<b>Minor League Totals</b>		<b>.267</b>	<b>261</b>	<b>953</b>	<b>171</b>	<b>254</b>	<b>50</b>	<b>12</b>	<b>26</b>	<b>152</b>	<b>4</b>	<b>9</b>	<b>14</b>	<b>126-2</b>	<b>213</b>	<b>28</b>	<b>16</b>	<b>14</b>	<b>.358</b>	<b>.426</b>

## PALACIOS, DIEGO / RIGHT-HANDED PITCHER

BATS **Right**  
THROWS **Right**  
HEIGHT **6'0"**  
WEIGHT **175**

BORN **9/22/05** in **Valencia, VEN**  
RESIDES **Valencia, VEN**  
SIGNING SCOUT **Marlon Roche/William Bergolla**  
ACQUIRED **Signed as a free agent on January 15, 2023**

## PALMA, ALBERTH / INFIELDER

BATS **Right**  
THROWS **Right**  
HEIGHT **6'0"**  
WEIGHT **170**

BORN **2/2/06** in **Barinas, VEN**  
RESIDES **Barinas, VEN**  
SIGNING SCOUT **William Bergolla**  
ACQUIRED **Signed as a free agent on January 15, 2023**



## PALMA, MOISES / RIGHT-HANDED PITCHER

BATS **Right**  
THROWS **Right**  
HEIGHT **6'4"**  
WEIGHT **195**

BORN **9/1/04 in Bolivar, VEN**  
RESIDES **Bolivar, VEN**  
SIGNING SCOUT **Frank Tineo**  
ACQUIRED **Signed as a free agent on January 15, 2022**

YEAR	CLUB	W	L	ERA	G	GS	CG	SHO	SV	IP	H	R	ER	HR	HB	BB-I	SO	WP	BK
2022	DSL Tampa Bay	1	0	5.59	11	0	0	0	0	19.1	20	12	12	6	3	9-0	16	6	0

## PARRA, JEFFRY / CATCHER

BATS **Right**  
THROWS **Right**  
HEIGHT **6'0"**  
WEIGHT **225**

BORN **1/24/98 in Santiago, DR**  
RESIDES **Santiago, DR**  
SIGNING SCOUT **Ray Callari (Giants)**  
ACQUIRED **Signed as a free agent on February 2, 2023**

YEAR	CLUB	AVG	G	AB	R	H	2B	3B	HR	RBI	SH	SF	HB	BB-I	SO	SB	CS	GDP	OBP	SLG
2016	AZL Giants	.275	16	40	6	11	1	0	1	2	0	0	3	3-0	8	0	1	1	.370	.375
2017	Salem-Keizer	.173	17	59	3	9	2	1	0	4	3	0	0	4-0	9	1	1	0	.232	.250
	AZL Giants	.219	12	32	3	7	1	0	0	2	0	0	0	4-0	8	0	0	0	.306	.250
2018	Augusta	.190	72	221	20	42	10	0	7	25	4	2	7	26-0	79	1	0	9	.293	.330
2019	Augusta	.161	50	168	15	27	8	0	5	17	1	0	5	20-0	55	0	0	1	.269	.298
2020																				
2021	Québec (IND)	.287	92	348	52	100	16	0	15	73	1	3	12	34-3	68	2	0	0	.368	.463
2022	Québec (IND)	.321	86	318	72	102	25	2	32	83	0	2	7	51-2	75	1	1	0	.423	.714
<b>Minor League Totals</b>		<b>.187</b>	<b>167</b>	<b>513</b>	<b>47</b>	<b>96</b>	<b>22</b>	<b>1</b>	<b>13</b>	<b>50</b>	<b>8</b>	<b>2</b>	<b>15</b>	<b>57-0</b>	<b>159</b>	<b>2</b>	<b>2</b>	<b>14</b>	<b>.286</b>	<b>.310</b>

## PAULINO, ENZO / OUTFIELDER

BATS **Left**  
THROWS **Right**  
HEIGHT **5'11"**  
WEIGHT **180**

BORN **5/25/04 in Santo Domingo, DR**  
RESIDES **Santo Domingo, DR**  
SIGNING SCOUT **Daniel Santana**  
ACQUIRED **Signed as a free agent on October 29, 2021**

YEAR	CLUB	AVG	G	AB	R	H	2B	3B	HR	RBI	SH	SF	HB	BB-I	SO	SB	CS	GDP	OBP	SLG
2022	DSL Rays	.259	54	193	28	50	12	1	2	32	0	2	3	21-1	40	7	2	6	.338	.363

## PAULINO, PEDRO / RIGHT-HANDED PITCHER

BATS **Right**  
THROWS **Right**  
HEIGHT **6'1"**  
WEIGHT **190**

BORN **8/6/01 in San Pedro de Macoris, DR**  
RESIDES **Hato Mayor, DR**  
SIGNING SCOUT **Daniel Santana**  
ACQUIRED **Signed as a free agent on February 14, 2022**

YEAR	CLUB	W	L	ERA	G	GS	CG	SHO	SV	IP	H	R	ER	HR	HB	BB-I	SO	WP	BK
2022	DSL Tampa Bay	1	2	4.26	8	0	0	0	0	12.2	11	10	6	1	1	10-0	14	4	0





## PAULSON, DILLON / INFIELDER

BATS **Left**  
THROWS **Left**  
HEIGHT **6'3"**  
WEIGHT **200**

BORN **6/10/97** in Escondido, CA  
RESIDES **San Antonio, TX**  
SIGNING SCOUT **Dennis Moeller (Dodgers)**  
ACQUIRED **Via trade from Los Angeles-NL on December 29, 2020**

YEAR	CLUB	AVG	G	AB	R	H	2B	3B	HR	RBI	SH	SF	HB	BB-I	SO	SB	CS	GDP	OBP	SLG
2018	Ogden	.272	58	224	54	61	20	3	10	61	0	6	3	42-0	51	1	0	4	.385	.522
2019	Great Lakes	.223	82	300	52	67	17	1	12	50	0	4	1	56-1	88	0	0	5	.343	.407
	R. Cucamonga	.293	35	116	23	34	10	1	4	14	0	0	0	26-0	45	3	1	2	.423	.500
2020		Did Not Play																		
2021	Montgomery	.340	15	53	5	18	3	0	0	13	0	2	0	4-1	13	0	1	0	.373	.396
2022	FCL Rays	.333	9	24	4	8	2	0	0	4	0	0	0	8-0	4	0	0	0	.500	.417
	Bowling Green	.163	15	43	8	7	1	0	4	13	0	3	1	10-0	9	0	0	2	.316	.465
<b>Minor League Totals</b>		<b>.257</b>	<b>214</b>	<b>760</b>	<b>146</b>	<b>195</b>	<b>53</b>	<b>5</b>	<b>30</b>	<b>155</b>	<b>0</b>	<b>15</b>	<b>5</b>	<b>146-2</b>	<b>210</b>	<b>4</b>	<b>2</b>	<b>13</b>	<b>.374</b>	<b>.458</b>

## PEGUERO, JUANFEL / INFIELDER

BATS **Switch**  
THROWS **Right**  
HEIGHT **5'11"**  
WEIGHT **140**

BORN **12/31/04** in San Pedro de Macoris, DR  
RESIDES **Consuelo, DR**  
SIGNING SCOUT **Daniel Santana**  
ACQUIRED **Signed as a free agent on January 15, 2022**

YEAR	CLUB	AVG	G	AB	R	H	2B	3B	HR	RBI	SH	SF	HB	BB-I	SO	SB	CS	GDP	OBP	SLG
2022	DSL Rays	.258	9	31	5	8	0	0	0	5	0	0	1	7-0	4	7	4	0	.410	.258

## PEGUERO, MATTHEW / RIGHT-HANDED PITCHER

BATS **Right**  
THROWS **Right**  
HEIGHT **6'2"**  
WEIGHT **200**

BORN **1/12/00** in Santiago, DR  
RESIDES **Santiago, DR**  
SIGNING SCOUT **Victor Torres/Daniel Santana**  
ACQUIRED **Signed as a free agent on May 26, 2017**

YEAR	CLUB	W	L	ERA	G	GS	CG	SHO	SV	IP	H	R	ER	HR	HB	BB-I	SO	WP	BK	
2017	DSL Rays 1	0	4	4.22	13	6	0	0	0	32.0	25	17	15	1	2	20-1	21	3	0	
	DSL Rays 2	1	0	0.00	1	0	0	0	0	3.0	0	0	0	0	0	1-0	4	0	0	
2018	DSL Rays 1	5	1	2.69	13	12	0	0	0	60.1	46	22	18	1	2	21-0	60	6	0	
2019	Princeton	3	2	5.35	10	10	0	0	0	37.0	48	24	22	5	1	15-0	23	0	0	
2020		Did Not Pitch																		
2021	Charleston	1	1	4.30	9	2	0	0	0	23.0	21	11	11	5	0	8-0	26	2	0	
	FCL Rays	3	1	4.28	8	5	0	0	0	27.1	22	16	13	5	4	14-0	35	4	0	
2022	Bowling Green	3	3	4.83	17	2	0	0	0	31.2	38	19	17	6	1	19-1	24	8	0	
	FCL Rays	0	1	3.86	3	0	0	0	0	4.2	5	4	2	0	0	2-0	6	1	0	
	Charleston	1	0	2.57	3	0	0	0	0	7.0	7	4	2	0	0	5-0	11	0	0	
<b>Minor League Totals</b>		<b>17</b>	<b>13</b>	<b>3.98</b>	<b>77</b>	<b>37</b>	<b>0</b>	<b>0</b>	<b>0</b>	<b>226.0</b>	<b>212</b>	<b>117</b>	<b>100</b>	<b>23</b>	<b>10</b>	<b>105-2</b>	<b>210</b>	<b>23</b>	<b>0</b>	

## PEGUERO, ODALYS / INFIELDER

BATS **Switch**  
THROWS **Right**  
HEIGHT **5'9"**  
WEIGHT **170**

BORN **1/25/03** in San Pedro de Macoris, DR  
RESIDES **Consuelo, DR**  
SIGNING SCOUT **Remy Hernandez/Daniel Santana**  
ACQUIRED **Signed as a free agent on July 2, 2019**

YEAR	CLUB	AVG	G	AB	R	H	2B	3B	HR	RBI	SH	SF	HB	BB-I	SO	SB	CS	GDP	OBP	SLG
2021	DSL Rays 1	.273	50	172	37	47	4	3	1	17	0	3	4	36-1	39	21	6	0	.405	.349
2022	FCL Rays	.260	39	131	30	34	3	3	1	23	0	2	0	28-0	39	10	2	4	.385	.351
<b>Minor League Totals</b>		<b>.267</b>	<b>89</b>	<b>303</b>	<b>67</b>	<b>81</b>	<b>7</b>	<b>6</b>	<b>2</b>	<b>40</b>	<b>0</b>	<b>5</b>	<b>4</b>	<b>64-1</b>	<b>78</b>	<b>31</b>	<b>8</b>	<b>4</b>	<b>.396</b>	<b>.350</b>



## PEÑA, JOSÉ / OUTFIELDER

BATS **Right**  
 THROWS **Right**  
 HEIGHT **6'0"**  
 WEIGHT **185**

BORN **12/24/02** in Santo Domingo, DR  
 RESIDES **Santo Domingo, DR**  
 SIGNING SCOUT **Daniel Santana**  
 ACQUIRED **Signed as a free agent on July 2, 2019**

YEAR	CLUB	AVG	G	AB	R	H	2B	3B	HR	RBI	SH	SF	HB	BB-I	SO	SB	CS	GDP	OBP	SLG
2021	DSL Rays 1	.159	47	157	29	25	2	0	4	11	0	1	6	29-0	54	16	2	2	.311	.248
2022	DSL Rays	.063	7	16	2	1	0	0	0	3	0	1	2	4-0	10	0	1	0	.304	.063
	DSL Tampa Bay	.190	18	63	9	12	1	0	1	3	0	0	3	6-0	20	3	4	2	.292	.254
<b>Minor League Totals</b>		<b>.161</b>	<b>72</b>	<b>236</b>	<b>40</b>	<b>38</b>	<b>3</b>	<b>0</b>	<b>5</b>	<b>17</b>	<b>0</b>	<b>2</b>	<b>11</b>	<b>39-0</b>	<b>84</b>	<b>19</b>	<b>7</b>	<b>4</b>	<b>.306</b>	<b>.237</b>

## PEOPLES, BENJAMIN / RIGHT-HANDED PITCHER

BATS **Left**  
 THROWS **Right**  
 HEIGHT **6'1"**  
 WEIGHT **175**

BORN **5/1/01** in Columbia, TN  
 RESIDES **Goodspring, TN**  
 SIGNING SCOUT **Steve Ames**  
 ACQUIRED **Selected in the 22nd round in the 2019 Amateur Draft**

YEAR	CLUB	W	L	ERA	G	GS	CG	SHO	SV	IP	H	R	ER	HR	HB	BB-I	SO	WP	BK	
2019	GCL Rays	0	1	5.91	5	2	0	0	0	10.2	6	8	7	1	1	11-0	16	5	0	
2020		Did Not Pitch																		
2021	FCL Rays	2	1	2.84	9	4	0	0	0	19.0	16	7	6	0	1	13-0	29	4	0	
2022	Charleston	5	5	3.11	22	21	0	0	0	84.0	69	34	29	9	2	38-0	109	4	1	
	Bowling Green	0	2	2.70	2	2	0	0	0	10.0	4	3	3	0	1	4-0	12	0	0	
<b>Minor League Totals</b>		<b>7</b>	<b>9</b>	<b>3.27</b>	<b>38</b>	<b>29</b>	<b>0</b>	<b>0</b>	<b>0</b>	<b>123.2</b>	<b>95</b>	<b>52</b>	<b>45</b>	<b>10</b>	<b>5</b>	<b>66-0</b>	<b>166</b>	<b>13</b>	<b>1</b>	

## PEREZ, JHONNY / CATCHER

BATS **Right**  
 THROWS **Right**  
 HEIGHT **5'11"**  
 WEIGHT **195**

BORN **3/11/05** in Caracas, VEN  
 RESIDES **Caracas, VEN**  
 SIGNING SCOUT **Juan Castillo/William Bergolla**  
 ACQUIRED **Signed as a free agent on January 15, 2022**

YEAR	CLUB	AVG	G	AB	R	H	2B	3B	HR	RBI	SH	SF	HB	BB-I	SO	SB	CS	GDP	OBP	SLG
2022	DSL Tampa Bay	.265	34	102	21	27	5	0	2	10	0	1	1	21-0	27	6	3	3	.392	.373
	DSL Rays	.250	2	4	0	1	0	0	0	0	0	0	1	1-0	3	0	0	0	.500	.250
<b>Minor League Totals</b>		<b>.264</b>	<b>36</b>	<b>106</b>	<b>21</b>	<b>28</b>	<b>5</b>	<b>0</b>	<b>2</b>	<b>10</b>	<b>0</b>	<b>1</b>	<b>2</b>	<b>22-0</b>	<b>30</b>	<b>6</b>	<b>3</b>	<b>3</b>	<b>.397</b>	<b>.368</b>

## PEREZ, JOSÉ / INFIELDER

BATS **Right**  
 THROWS **Right**  
 HEIGHT **5'9"**  
 WEIGHT **170**

BORN **3/12/04** in Barquisimeto, VEN  
 RESIDES **Barquisimeto, VEN**  
 SIGNING SCOUT **Carlos León/William Bergolla**  
 ACQUIRED **Signed as a free agent on January 15, 2021**

YEAR	CLUB	AVG	G	AB	R	H	2B	3B	HR	RBI	SH	SF	HB	BB-I	SO	SB	CS	GDP	OBP	SLG
2021	DSL Rays 2	.206	33	102	14	21	4	2	1	15	0	1	2	18-1	27	2	5	3	.333	.314
2022	DSL Rays	.205	31	83	9	17	0	1	0	6	1	2	2	18-0	11	5	4	0	.352	.229
	DSL Tampa Bay	.333	1	3	3	1	0	0	0	0	0	0	0	1-0	1	0	0	0	.500	.333
<b>Minor League Totals</b>		<b>.207</b>	<b>65</b>	<b>188</b>	<b>26</b>	<b>39</b>	<b>4</b>	<b>3</b>	<b>1</b>	<b>21</b>	<b>1</b>	<b>3</b>	<b>4</b>	<b>37-1</b>	<b>39</b>	<b>7</b>	<b>9</b>	<b>3</b>	<b>.345</b>	<b>.277</b>



## PETIYAN, ELIAS / INFIELDER

BATS **Switch**  
THROWS **Right**  
HEIGHT **5'10"**  
WEIGHT **165**

BORN **10/4/02** in La Romana, DR  
RESIDES **Higüey, DR**  
SIGNING SCOUT **Remmy Hernandez/Daniel Santana**  
ACQUIRED **Signed as a free agent on June 15, 2019**

YEAR	CLUB	AVG	G	AB	R	H	2B	3B	HR	RBI	SH	SF	HB	BB-I	SO	SB	CS	GDP	OBP	SLG
2019	DSL Rays 1	.211	13	38	4	8	1	0	0	3	1	0	1	8-0	10	4	0	0	.362	.237
2020		Did Not Play																		
2021	DSL Rays 1	.315	26	54	10	17	3	0	1	16	2	2	2	10-0	10	5	4	0	.426	.426
2022	DSL Rays	.339	36	115	26	39	9	3	1	14	1	1	2	17-1	30	8	3	0	.430	.496
<b>Minor League Totals</b>		<b>.309</b>	<b>75</b>	<b>207</b>	<b>40</b>	<b>64</b>	<b>13</b>	<b>3</b>	<b>2</b>	<b>33</b>	<b>4</b>	<b>3</b>	<b>5</b>	<b>35-1</b>	<b>50</b>	<b>17</b>	<b>7</b>	<b>0</b>	<b>.416</b>	<b>.430</b>

## PIÉ, ALEJANDRO / INFIELDER

BATS **Right**  
THROWS **Right**  
HEIGHT **6'4"**  
WEIGHT **175**

BORN **1/31/02** in La Romana, DR  
RESIDES **La Romana, DR**  
SIGNING SCOUT **Daniel Santana**  
ACQUIRED **Signed as a free agent on July 2, 2018**

YEAR	CLUB	AVG	G	AB	R	H	2B	3B	HR	RBI	SH	SF	HB	BB-I	SO	SB	CS	GDP	OBP	SLG
2019	DSL Rays 1	.289	57	225	29	65	10	1	0	19	1	1	15	11-1	46	24	8	0	.361	.342
2020		Did Not Play																		
2021	FCL Rays	.238	32	122	16	29	4	0	0	9	0	1	3	8-0	47	10	4	2	.299	.270
2022	Bowling Green	.133	4	15	3	2	1	0	0	0	0	0	0	0-0	6	1	0	0	.133	.200
	FCL Rays	.175	16	57	10	10	2	0	0	8	0	0	3	6-0	24	5	1	1	.288	.211
	Charleston	.200	24	75	13	15	3	1	2	11	0	1	4	8-0	35	4	0	0	.307	.347
	Montgomery	.143	6	21	2	3	0	0	0	2	0	0	0	2-0	8	2	0	0	.217	.143
<b>Minor League Totals</b>		<b>.241</b>	<b>139</b>	<b>515</b>	<b>73</b>	<b>124</b>	<b>20</b>	<b>2</b>	<b>2</b>	<b>49</b>	<b>1</b>	<b>3</b>	<b>25</b>	<b>35-1</b>	<b>166</b>	<b>46</b>	<b>13</b>	<b>3</b>	<b>.318</b>	<b>.299</b>

## PIPER, KENNY / CATCHER

BATS **Right**  
THROWS **Right**  
HEIGHT **6'0"**  
WEIGHT **190**

BORN **7/12/98** in Florissant, MO  
RESIDES **Florissant, MO**  
SIGNING SCOUT **Matt Alison**  
ACQUIRED **Selected in the 18th round of the 2021 Amateur Draft**

YEAR	CLUB	AVG	G	AB	R	H	2B	3B	HR	RBI	SH	SF	HB	BB-I	SO	SB	CS	GDP	OBP	SLG
2021	FCL Rays	.533	6	15	4	8	2	0	1	2	0	1	2	2-0	1	3	2	0	.600	.867
2022	Charleston	.206	44	141	23	29	5	1	5	21	1	1	3	31-0	40	6	1	2	.358	.362
	FCL Rays	.286	2	7	1	2	0	0	0	0	0	0	0	0-0	3	0	0	0	.286	.286
<b>Minor League Totals</b>		<b>.239</b>	<b>52</b>	<b>163</b>	<b>28</b>	<b>39</b>	<b>7</b>	<b>1</b>	<b>6</b>	<b>23</b>	<b>1</b>	<b>2</b>	<b>5</b>	<b>33-0</b>	<b>44</b>	<b>9</b>	<b>3</b>	<b>2</b>	<b>.379</b>	<b>.405</b>

## PIRON, JHONNY / OUTFIELDER

BATS **Right**  
THROWS **Right**  
HEIGHT **5'11"**  
WEIGHT **175**

BORN **2/6/04** in San Cristobal, DR  
RESIDES **Haina, DR**  
SIGNING SCOUT **Daniel Santana**  
ACQUIRED **Signed as a free agent on January 15, 2021**

YEAR	CLUB	AVG	G	AB	R	H	2B	3B	HR	RBI	SH	SF	HB	BB-I	SO	SB	CS	GDP	OBP	SLG
2021	DSL Rays 2	.232	52	168	34	39	12	1	3	17	0	1	7	29-0	44	17	6	3	.366	.369
2022	FCL Rays	.206	41	131	26	27	2	0	3	18	0	1	2	23-0	42	3	3	1	.331	.290
<b>Minor League Totals</b>		<b>.221</b>	<b>93</b>	<b>299</b>	<b>60</b>	<b>66</b>	<b>14</b>	<b>1</b>	<b>6</b>	<b>35</b>	<b>0</b>	<b>2</b>	<b>9</b>	<b>52-0</b>	<b>86</b>	<b>20</b>	<b>9</b>	<b>4</b>	<b>.351</b>	<b>.334</b>



## POLANCO, NARCISO / INFIELDER

BATS **Left**  
THROWS **Right**  
HEIGHT **5'11"**  
WEIGHT **160**

BORN **10/28/04** in Sanchez, DR  
RESIDES **Sanchez, DR**  
SIGNING SCOUT **Felix Fermin Jr./Daniel Santana/Rigoberto De Los Santos**  
ACQUIRED **Signed as a free agent on January 15, 2022**

YEAR	CLUB	AVG	G	AB	R	H	2B	3B	HR	RBI	SH	SF	HB	BB-I	SO	SB	CS	GDP	OBP	SLG
2022	DSL Rays	.251	52	175	34	44	8	4	2	36	0	3	4	36-0	52	11	5	2	.385	.377

## PRIMERA, JORMAN / RIGHT-HANDED PITCHER

BATS **Right**  
THROWS **Right**  
HEIGHT **6'2"**  
WEIGHT **170**

BORN **12/18/01** in Valencia, VEN  
RESIDES **Valencia, VEN**  
SIGNING SCOUT **William Bergolla/Frank Tineo**  
ACQUIRED **Signed as a free agent on January 15, 2022**

YEAR	CLUB	W	L	ERA	G	GS	CG	SHO	SV	IP	H	R	ER	HR	HB	BB-I	SO	WP	BK
2022	DSL Tampa Bay	3	2	3.66	10	1	0	0	1	19.2	12	11	8	3	3	7-0	17	3	0

## RADNEY, CHARIEL / LEFT-HANDED PITCHER

BATS **Left**  
THROWS **Left**  
HEIGHT **6'0"**  
WEIGHT **190**

BORN **3/27/05** in Samana, DR  
RESIDES **Samana, DR**  
SIGNING SCOUT **Daniel Santana/Remmy Hernandez**  
ACQUIRED **Signed as a free agent on April 6, 2022**

YEAR	CLUB	W	L	ERA	G	GS	CG	SHO	SV	IP	H	R	ER	HR	HB	BB-I	SO	WP	BK
2022	DSL Rays	2	3	4.55	12	8	0	0	0	31.2	25	24	16	1	2	33-0	38	12	1

## RAMÍREZ, ABIEZEL / INFIELDER

BATS **Switch**  
THROWS **Right**  
HEIGHT **5'11"**  
WEIGHT **145**

BORN **1/26/00** in Azua, DR  
RESIDES **Constanza, DR**  
SIGNING SCOUT **Alfredo Celestin/Daniel Santana**  
ACQUIRED **Signed as a free agent on July 2, 2016**

YEAR	CLUB	AVG	G	AB	R	H	2B	3B	HR	RBI	SH	SF	HB	BB-I	SO	SB	CS	GDP	OBP	SLG
2017	DSL Rays 2	.217	54	198	25	43	6	4	1	14	0	0	1	27-0	55	8	7	1	.314	.303
2018	DSL Rays 2	.291	66	237	53	69	9	7	2	50	1	8	7	37-1	33	27	8	3	.391	.414
2019	GCL Rays	.289	37	135	19	39	8	2	2	24	2	0	0	13-0	38	7	0	2	.351	.422
	Princeton	.256	10	39	8	10	0	0	1	4	1	0	3	3-0	14	2	0	1	.356	.333
2020										Did Not Play										
2021	Charleston	.260	68	231	38	60	10	3	9	54	5	3	1	32-0	102	17	3	1	.348	.446
2022	Bowling Green	.182	51	165	21	30	5	3	3	14	0	0	2	23-0	54	1	2	5	.289	.303
	Charleston	.230	21	74	11	17	3	1	3	17	0	0	0	12-0	22	7	1	2	.337	.419
	Montgomery	.000	1	2	0	0	0	0	0	0	0	0	0	0-0	1	0	0	0	.000	.000
<b>Minor League Totals</b>		<b>.248</b>	<b>308</b>	<b>1081</b>	<b>175</b>	<b>268</b>	<b>41</b>	<b>20</b>	<b>21</b>	<b>177</b>	<b>9</b>	<b>11</b>	<b>14</b>	<b>147-1</b>	<b>319</b>	<b>69</b>	<b>21</b>	<b>15</b>	<b>.342</b>	<b>.381</b>

## RAMOS, GEUDIS / LEFT-HANDED PITCHER

BATS **Left**  
THROWS **Left**  
HEIGHT **6'11"**  
WEIGHT **175**

BORN **2/16/05** in Las Javillas, DR  
RESIDES **Las Javillas, DR**  
SIGNING SCOUT **Remmy Hernandez/Daniel Santana**  
ACQUIRED **Signed as a free agent on January 15, 2022**

YEAR	CLUB	W	L	ERA	G	GS	CG	SHO	SV	IP	H	R	ER	HR	HB	BB-I	SO	WP	BK
2022	DSL Tampa Bay	1	0	10.95	10	0	0	0	0	12.1	11	15	15	2	3	13-0	13	5	1



**RANGEL, ROYLEMS** / CATCHER

BATS **Right**  
THROWS **Right**  
HEIGHT **5'8"**  
WEIGHT **165**

BORN **10/17/02** in Maracay, VEN  
RESIDES **San Joaquin, VEN**  
SIGNING SCOUT **Marlon Roche**  
ACQUIRED **Signed as a free agent on July 2, 2019**

YEAR	CLUB	AVG	G	AB	R	H	2B	3B	HR	RBI	SH	SF	HB	BB-I	SO	SB	CS	GDP	OBP	SLG
2021	DSL Rays 1	.140	14	43	4	6	1	0	0	1	0	0	0	4-0	6	1	1	2	.213	.163
	DSL Rays 2	.235	20	68	7	16	3	1	0	6	0	1	1	7-1	15	1	1	1	.312	.309
2022	DSL Tampa Bay	.225	13	40	5	9	2	0	0	3	0	2	0	7-0	14	3	0	0	.327	.275
	FCL Rays	.000	1	1	0	0	0	0	0	0	0	0	0	0-0	0	0	0	0	.000	.000
	DSL Rays	.273	17	55	11	15	4	1	2	5	1	1	1	8-0	10	0	1	1	.369	.491
<b>Minor League Totals</b>		<b>.222</b>	<b>65</b>	<b>207</b>	<b>27</b>	<b>46</b>	<b>10</b>	<b>2</b>	<b>2</b>	<b>15</b>	<b>1</b>	<b>4</b>	<b>2</b>	<b>26-1</b>	<b>45</b>	<b>5</b>	<b>3</b>	<b>4</b>	<b>.310</b>	<b>.319</b>

**ROBERTSON, BLAKE** / INFIELDER

BATS **Left**  
THROWS **Right**  
HEIGHT **6'5"**  
WEIGHT **225**

BORN **5/19/01** in San Antonio, TX  
RESIDES **Edmond, OK**  
SIGNING SCOUT **Reggie Lawson**  
ACQUIRED **Selected in the seventh round of the 2022 Amateur Draft**

YEAR	CLUB	AVG	G	AB	R	H	2B	3B	HR	RBI	SH	SF	HB	BB-I	SO	SB	CS	GDP	OBP	SLG
2022	FCL Rays	.231	4	13	1	3	1	0	0	2	0	0	0	0-0	6	0	1	0	.231	.308
	Charleston	.196	16	56	10	11	4	0	1	5	0	0	2	13-0	22	3	0	1	.366	.321
<b>Minor League Totals</b>		<b>.203</b>	<b>20</b>	<b>69</b>	<b>11</b>	<b>14</b>	<b>5</b>	<b>0</b>	<b>1</b>	<b>7</b>	<b>0</b>	<b>0</b>	<b>2</b>	<b>13-0</b>	<b>28</b>	<b>3</b>	<b>1</b>	<b>1</b>	<b>.345</b>	<b>.319</b>

**RODRÍGUEZ, ALFREDO** / CATCHER

BATS **Right**  
THROWS **Right**  
HEIGHT **5'11"**  
WEIGHT **185**

BORN **9/9/05** in Cumana, VEN  
RESIDES **Cumana, VEN**  
SIGNING SCOUT **Frank Tineo/William Bergolla**  
ACQUIRED **Signed as a free agent on January 15, 2023**

**RODRÍGUEZ, ANDY** / RIGHT-HANDED PITCHER

BATS **Right**  
THROWS **Right**  
HEIGHT **6'1"**  
WEIGHT **180**

BORN **7/28/02** in Santo Domingo, DR  
RESIDES **Pedro Brand, DR**  
SIGNING SCOUT **Daniel Santana**  
ACQUIRED **Signed as a free agent on August 9, 2021**

YEAR	CLUB	W	L	ERA	G	GS	CG	SHO	SV	IP	H	R	ER	HR	HB	BB-I	SO	WP	BK
2021	DSL Rays 2	0	1	3.72	6	0	0	0	1	9.2	11	6	4	0	1	4-0	8	4	1
	DSL Rays 1	0	0	1.80	4	0	0	0	2	5.0	4	1	1	1	0	0-0	5	1	1
2022	DSL Tampa Bay	2	0	1.15	5	2	0	0	0	15.2	15	3	2	0	1	6-0	10	3	0
<b>Minor League Totals</b>		<b>2</b>	<b>1</b>	<b>2.08</b>	<b>15</b>	<b>2</b>	<b>0</b>	<b>0</b>	<b>3</b>	<b>30.1</b>	<b>30</b>	<b>10</b>	<b>7</b>	<b>1</b>	<b>2</b>	<b>10-0</b>	<b>23</b>	<b>8</b>	<b>2</b>

**RODRÍGUEZ, JUAN** / RIGHT-HANDED PITCHER

BATS **Right**  
THROWS **Right**  
HEIGHT **6'1"**  
WEIGHT **180**

BORN **8/22/01** in Yaguatae, DR  
RESIDES **Yaguatae, DR**  
SIGNING SCOUT **Miguel De La Cruz/Daniel Cruz**  
ACQUIRED **Signed as a free agent on March 16, 2021**

YEAR	CLUB	W	L	ERA	G	GS	CG	SHO	SV	IP	H	R	ER	HR	HB	BB-I	SO	WP	BK
2021	DSL Rays 2	1	1	5.82	13	6	0	0	0	34.0	29	25	22	1	3	31-0	32	12	1
2022	FCL Rays	5	0	2.87	14	0	0	0	1	15.2	6	6	5	0	3	7-0	18	3	1
<b>Minor League Totals</b>		<b>6</b>	<b>1</b>	<b>4.89</b>	<b>27</b>	<b>6</b>	<b>0</b>	<b>0</b>	<b>1</b>	<b>49.2</b>	<b>35</b>	<b>31</b>	<b>27</b>	<b>1</b>	<b>6</b>	<b>38-0</b>	<b>50</b>	<b>15</b>	<b>2</b>



## RODRÍGUEZ, NATHANAEL / INFIELDER

BATS **Right**  
 THROWS **Right**  
 HEIGHT **6'0"**  
 WEIGHT **155**

BORN **12/6/03** in La Romana, DR  
 RESIDES **Santo Domingo, DR**  
 SIGNING SCOUT **Daniel Santana**  
 ACQUIRED **Signed as a free agent on January 15, 2021**

YEAR	CLUB	AVG	G	AB	R	H	2B	3B	HR	RBI	SH	SF	HB	BB-I	SO	SB	CS	GDP	OBP	SLG
2021	DSL Rays 2	.157	38	127	13	20	4	0	0	19	0	1	2	14-0	29	2	3	3	.250	.189
2022	DSL Tampa Bay	.228	51	184	30	42	6	0	5	25	0	1	1	25-0	35	4	2	5	.322	.342
<b>Minor League Totals</b>		<b>.199</b>	<b>89</b>	<b>311</b>	<b>43</b>	<b>62</b>	<b>10</b>	<b>0</b>	<b>5</b>	<b>44</b>	<b>0</b>	<b>2</b>	<b>3</b>	<b>39-0</b>	<b>64</b>	<b>6</b>	<b>5</b>	<b>8</b>	<b>.293</b>	<b>.280</b>

## ROJAS, NOMAR / RIGHT-HANDED PITCHER

BATS **Right**  
 THROWS **Right**  
 HEIGHT **6'4"**  
 WEIGHT **170**

BORN **3/30/01** in Maracay, VEN  
 RESIDES **Valencia, VEN**  
 SIGNING SCOUT **William Bergolla**  
 ACQUIRED **Signed as a free agent on November 30, 2018**

YEAR	CLUB	W	L	ERA	G	GS	CG	SHO	SV	IP	H	R	ER	HR	HB	BB-I	SO	WP	BK	
2019	DSL Rays 2	3	2	2.88	14	13	0	0	0	56.1	49	23	18	2	6	25-0	38	8	0	
2020		Did Not Pitch																		
2021	FCL Rays	1	2	4.22	4	0	0	0	1	10.2	11	6	5	1	0	4-0	8	1	0	
	Charleston	3	1	3.33	12	0	0	0	0	24.1	17	11	9	1	1	15-0	21	1	0	
2022	Bowling Green	1	1	6.13	29	0	0	0	3	47.0	57	36	32	4	5	30-0	39	9	0	
	Montgomery	0	0	0.00	1	0	0	0	0	1.0	1	0	0	0	0	0-0	2	1	0	
<b>Minor League Totals</b>		<b>8</b>	<b>6</b>	<b>4.13</b>	<b>60</b>	<b>13</b>	<b>0</b>	<b>0</b>	<b>4</b>	<b>139.1</b>	<b>135</b>	<b>76</b>	<b>64</b>	<b>8</b>	<b>12</b>	<b>74-0</b>	<b>108</b>	<b>20</b>	<b>0</b>	

## ROMERO, RODRIGO / INFIELDER

BATS **Right**  
 THROWS **Right**  
 HEIGHT **5'10"**  
 WEIGHT **150**

BORN **2/28/05** in Caroni, VEN  
 RESIDES **Bolivar, VEN**  
 SIGNING SCOUT **Marlon Roche/William Bergolla**  
 ACQUIRED **Signed as a free agent on January 15, 2022**

YEAR	CLUB	AVG	G	AB	R	H	2B	3B	HR	RBI	SH	SF	HB	BB-I	SO	SB	CS	GDP	OBP	SLG
2022	DSL Tampa Bay	.128	16	47	7	6	1	0	0	3	0	0	3	12-0	27	2	1	1	.339	.149

## ROSARIO, GERLIN / RIGHT-HANDED PITCHER

BATS **Right**  
 THROWS **Right**  
 HEIGHT **6'3"**  
 WEIGHT **210**

BORN **2/15/02** in Nagua, DR  
 RESIDES **Nagua, DR**  
 SIGNING SCOUT **Jorge Pérez/Daniel Santana**  
 ACQUIRED **Signed as a free agent on October 29, 2021**

YEAR	CLUB	W	L	ERA	G	GS	CG	SHO	SV	IP	H	R	ER	HR	HB	BB-I	SO	WP	BK
2022	DSL Tampa Bay	1	2	2.38	12	7	0	0	0	53.0	48	14	14	2	0	4-0	35	1	1



**SALGUERA, FELIX** / CATCHER

BATS **Right**  
THROWS **Right**  
HEIGHT **6'0"**  
WEIGHT **170**

BORN **3/1/02** in **Valencia, VEN**  
RESIDES **Valencia, VEN**  
SIGNING SCOUT **William Bergolla/Marlon Roche**  
ACQUIRED **Signed as a free agent on July 3, 2018**

YEAR	CLUB	AVG	G	AB	R	H	2B	3B	HR	RBI	SH	SF	HB	BB-I	SO	SB	CS	GDP	OBP	SLG
2019	DSL Rays 2	.236	35	127	25	30	4	2	0	16	1	1	3	19-0	23	3	1	3	.347	.299
2020														Did Not Play						
2021	DSL Rays 2	.292	37	113	15	33	6	1	2	14	0	1	1	14-0	21	7	3	1	.372	.416
2022	FCL Rays	.212	21	66	10	14	0	1	1	12	0	0	5	4-0	15	4	1	1	.307	.288
<b>Minor League Totals</b>		<b>.252</b>	<b>93</b>	<b>306</b>	<b>50</b>	<b>77</b>	<b>10</b>	<b>4</b>	<b>3</b>	<b>42</b>	<b>1</b>	<b>2</b>	<b>9</b>	<b>37-0</b>	<b>59</b>	<b>14</b>	<b>5</b>	<b>5</b>	<b>.347</b>	<b>.340</b>

**SAMPEN, CALEB** / RIGHT-HANDED PITCHER

BATS **Right**  
THROWS **Right**  
HEIGHT **6'3"**  
WEIGHT **185**

BORN **7/23/96** in **Brownsburg, IN**  
RESIDES **Indianapolis, IN**  
SIGNING SCOUT **Marty Lamb (Dodgers)**  
ACQUIRED **Via trade from Los Angeles-NL on January 8, 2019**

YEAR	CLUB	W	L	ERA	G	GS	CG	SHO	SV	IP	H	R	ER	HR	HB	BB-I	SO	WP	BK
2018	Ogden	0	2	5.04	13	11	0	0	0	30.1	31	21	17	2	1	9-0	43	6	0
2019	Bowling Green	9	4	2.68	22	21	0	0	0	121.0	91	39	36	3	2	32-0	104	4	1
2020																			
2021	Montgomery	0	1	8.66	5	4	0	0	0	17.2	21	18	17	3	3	10-0	11	3	0
	FCL Rays	0	1	6.00	2	2	0	0	0	3.0	5	5	2	0	0	0-0	2	0	0
2022	Montgomery	1	3	4.47	14	7	0	0	0	44.1	53	22	22	7	2	9-0	27	3	0
<b>Minor League Totals</b>		<b>10</b>	<b>11</b>	<b>3.91</b>	<b>56</b>	<b>45</b>	<b>0</b>	<b>0</b>	<b>0</b>	<b>216.1</b>	<b>201</b>	<b>105</b>	<b>94</b>	<b>15</b>	<b>8</b>	<b>60-0</b>	<b>187</b>	<b>16</b>	<b>1</b>

**SANABRIA, JOSÉ** / OUTFIELDER

BATS **Right**  
THROWS **Right**  
HEIGHT **6'1"**  
WEIGHT **180**

BORN **2/10/05** in **Valencia, VEN**  
RESIDES **Valencia, VEN**  
SIGNING SCOUT **Marlon Roche/William Bergolla**  
ACQUIRED **Signed as a free agent on January 15, 2022**

YEAR	CLUB	AVG	G	AB	R	H	2B	3B	HR	RBI	SH	SF	HB	BB-I	SO	SB	CS	GDP	OBP	SLG
2022	DSL Rays	.237	10	38	6	9	2	0	0	6	0	0	0	5-0	8	1	0	1	.326	.289

**SÁNCHEZ, RAMÓN** / RIGHT-HANDED PITCHER

BATS **Right**  
THROWS **Right**  
HEIGHT **6'3"**  
WEIGHT **160**

BORN **11/14/01** in **San Pedro de Macoris, DR**  
RESIDES **Higüey, DR**  
SIGNING SCOUT **Daniel Santana**  
ACQUIRED **Signed as a free agent on November 20, 2021**

YEAR	CLUB	W	L	ERA	G	GS	CG	SHO	SV	IP	H	R	ER	HR	HB	BB-I	SO	WP	BK
2022	DSL Tampa Bay	1	3	13.50	12	5	0	0	0	17.1	21	29	26	5	3	19-0	19	14	0

**SANDOVAL, JOSHUAN** / CATCHER

BATS **Right**  
THROWS **Right**  
HEIGHT **6'2"**  
WEIGHT **215**

BORN **12/18/97** in **Manati, PR**  
RESIDES **Manati, PR**  
SIGNING SCOUT **Matt Alison**  
ACQUIRED **Signed as a non-drafted free agent on July 31, 2022**

YEAR	CLUB	AVG	G	AB	R	H	2B	3B	HR	RBI	SH	SF	HB	BB-I	SO	SB	CS	GDP	OBP	SLG
2022	FCL Rays	.000	2	3	0	0	0	0	0	0	0	0	0	1-0	0	0	0	0	.250	.000



## SANSONE, MICHAEL / LEFT-HANDED PITCHER

BATS **Right**  
THROWS **Left**  
HEIGHT **5'9"**  
WEIGHT **195**

BORN **11/10/99** in **Cheshire, CT**  
RESIDES **Cheshire, CT**  
SIGNING SCOUT **Zach Clark**  
ACQUIRED **Signed as a non-drafted free agent on July 25, 2022**

YEAR	CLUB	W	L	ERA	G	GS	CG	SHO	SV	IP	H	R	ER	HR	HB	BB-I	SO	WP	BK
2022	FCL Rays	0	0	0.00	3	0	0	0	0	3.2	2	0	0	0	0	1-0	4	0	0

## SANTANA, JOHN / OUTFIELDER

BATS **Left**  
THROWS **Right**  
HEIGHT **6'3"**  
WEIGHT **175**

BORN **9/24/05** in **San Pedro de Macoris, DR**  
RESIDES **San Pedro de Macoris, DR**  
SIGNING SCOUT **Daniel Santana/Remmy Hernandez**  
ACQUIRED **Signed as a free agent on January 15, 2023**

## SASAKI, SHANE / OUTFIELDER

BATS **Right**  
THROWS **Right**  
HEIGHT **6'0"**  
WEIGHT **165**

BORN **7/1/00** in **Honolulu, HI**  
RESIDES **Honolulu, HI**  
SIGNING SCOUT **Casey Onaga**  
ACQUIRED **Selected in the third round of the 2019 Amateur Draft**

**2022** Named Most Valuable Player for Class-A Charleston by the Rays Baseball Operations department...hit .324/.410/.497 (112-for-346) with 27 2B, 9 HR, 57 RBI and 47 SB in 89 games, leading Charleston to its second consecutive league championship...led the Carolina League in avg., on-base pct., slugging pct. and OPS (.907)...ranked 3rd in the league in doubles and tied for 3rd in steals...ranked 2nd among Rays minor leaguers in steals and 3rd in on-base pct. ...named to the Carolina League postseason All-Star Team...named Carolina League Player of the Month for August, batting .356/.436/.713 with 12 2B, 2 3B, 5 HR, 15 RBI and 9 SB in 22 games...ranked by *Baseball America* as the No. 24 prospect in the Rays system following the season...the publication also tabbed him the Best Baserunner in the Carolina League in its Best Tools survey. **PERSONAL** Selected out of Iolani (Hawaii) High School, where he hit .565 (35-for-62) with 5 2B, 3 3B, 5 HR, 26 RBI, 8 SB, 26 runs and a 1.459 OPS as a high school senior...committed to California Polytechnic State University before signing with the Rays.

YEAR	CLUB	AVG	G	AB	R	H	2B	3B	HR	RBI	SH	SF	HB	BB-I	SO	SB	CS	GDP	OBP	SLG
2019	GCL Rays	.182	13	44	6	8	2	0	0	1	0	0	0	3-0	18	1	0	0	.234	.227
2020																				
2021	FCL Rays	.290	33	124	33	36	4	2	2	16	0	1	1	18-0	37	22	2	0	.382	.403
2022	Charleston	.324	89	346	71	112	27	3	9	57	0	3	4	49-1	92	47	4	4	.410	.497
<b>Minor League Totals</b>		<b>.304</b>	<b>135</b>	<b>514</b>	<b>110</b>	<b>156</b>	<b>33</b>	<b>5</b>	<b>11</b>	<b>74</b>	<b>0</b>	<b>4</b>	<b>5</b>	<b>70-1</b>	<b>147</b>	<b>70</b>	<b>6</b>	<b>4</b>	<b>.390</b>	<b>.451</b>

## SATURRIA, MICHAEL / RIGHT-HANDED PITCHER

BATS **Right**  
THROWS **Right**  
HEIGHT **6'4"**  
WEIGHT **190**

BORN **9/1/02** in **Memphis, TN**  
RESIDES **Boca Chica, DR**  
SIGNING SCOUT **Rigoberto De Los Santos/Daniel Santana**  
ACQUIRED **Signed as a free agent on November 20, 2021**

YEAR	CLUB	W	L	ERA	G	GS	CG	SHO	SV	IP	H	R	ER	HR	HB	BB-I	SO	WP	BK
2022	DSL Rays	2	3	2.70	20	0	0	0	4	23.1	17	14	7	1	4	19-2	37	13	0

## SAVINON, STARLIN / LEFT-HANDED PITCHER

BATS **Left**  
THROWS **Left**  
HEIGHT **6'0"**  
WEIGHT **180**

BORN **10/30/04** in **Santo Domingo, DR**  
RESIDES **Samana, DR**  
SIGNING SCOUT **Daniel Santana**  
ACQUIRED **Signed as a free agent on August 25, 2022**





## SCHNELL, NICK / OUTFIELDER

BATS **Left**  
THROWS **Right**  
HEIGHT **6'3"**  
WEIGHT **180**

BORN **3/27/00** in Indianapolis, IN  
RESIDES **Indianapolis, IN**  
SIGNING SCOUT **James Bonnici**  
ACQUIRED **Selected in the first round (32nd overall) of the 2018 Amateur Draft**

YEAR	CLUB	AVG	G	AB	R	H	2B	3B	HR	RBI	SH	SF	HB	BB-I	SO	SB	CS	GDP	OBP	SLG
2018	GCL Rays	.239	19	67	8	16	4	1	1	4	0	0	1	14-1	23	2	6	1	.378	.373
2019	GCL Rays	.190	4	21	4	4	0	2	0	1	0	0	0	0-0	9	0	0	0	.190	.381
	Princeton	.286	37	147	28	42	11	3	5	27	0	1	0	18-0	51	5	2	2	.361	.503
	Bowling Green	.236	14	55	7	13	3	1	0	3	1	1	1	2-0	24	0	1	0	.271	.327
2020	Did Not Play																			
2021	Charleston	.174	52	190	35	33	4	0	8	29	0	2	4	31-0	73	13	2	2	.300	.321
2022	Charleston	.257	38	140	25	36	9	0	3	19	2	2	0	20-0	57	1	3	1	.346	.386
<b>Minor League Totals</b>		<b>.232</b>	<b>164</b>	<b>620</b>	<b>107</b>	<b>144</b>	<b>31</b>	<b>7</b>	<b>17</b>	<b>83</b>	<b>3</b>	<b>6</b>	<b>6</b>	<b>85-1</b>	<b>237</b>	<b>21</b>	<b>14</b>	<b>6</b>	<b>.328</b>	<b>.387</b>

## SEVERINO, KIKITO / LEFT-HANDED PITCHER

BATS **Left**  
THROWS **Left**  
HEIGHT **5'11"**  
WEIGHT **145**

BORN **8/26/01** in La Romana, DR  
RESIDES **San Pedro de Macoris, DR**  
SIGNING SCOUT **Daniel Santana/Remmy Hernandez**  
ACQUIRED **Signed as a free agent on January 15, 2021**

YEAR	CLUB	W	L	ERA	G	GS	CG	SHO	SV	IP	H	R	ER	HR	HB	BB-I	SO	WP	BK
2021	DSL Rays 2	4	5	3.74	15	10	0	0	0	53.0	57	37	22	1	6	28-0	59	10	3
2022	FCL Rays	2	2	1.41	13	6	0	0	0	38.1	32	11	6	1	8	16-0	28	0	0
<b>Minor League Totals</b>		<b>6</b>	<b>7</b>	<b>2.76</b>	<b>28</b>	<b>16</b>	<b>0</b>	<b>0</b>	<b>0</b>	<b>91.1</b>	<b>89</b>	<b>48</b>	<b>28</b>	<b>2</b>	<b>14</b>	<b>44-0</b>	<b>87</b>	<b>10</b>	<b>3</b>

## SEYMOUR, BOBBY / INFIELDER

BATS **Left**  
THROWS **Right**  
HEIGHT **6'4"**  
WEIGHT **250**

BORN **10/7/98** in Harvey, IL  
RESIDES **Saint John, IN**  
SIGNING SCOUT **Joe Hastings**  
ACQUIRED **Selected in the 13th round of the 2021 Amateur Draft**

YEAR	CLUB	AVG	G	AB	R	H	2B	3B	HR	RBI	SH	SF	HB	BB-I	SO	SB	CS	GDP	OBP	SLG
2021	FCL Rays	.333	8	30	5	10	3	0	2	10	0	1	0	2-0	13	1	0	0	.364	.633
2022	Charleston	.281	95	349	63	98	21	3	12	73	0	5	5	51-1	98	15	1	3	.376	.461
<b>Minor League Totals</b>		<b>.285</b>	<b>103</b>	<b>379</b>	<b>68</b>	<b>108</b>	<b>24</b>	<b>3</b>	<b>14</b>	<b>83</b>	<b>0</b>	<b>6</b>	<b>5</b>	<b>53-1</b>	<b>111</b>	<b>16</b>	<b>1</b>	<b>3</b>	<b>.375</b>	<b>.475</b>



## SEYMOUR, IAN / LEFT-HANDED PITCHER

BATS **Left**  
 THROWS **Left**  
 HEIGHT **6'0"**  
 WEIGHT **210**

BORN **12/13/98** in **Hartford, CT**  
 RESIDES **Westborough, MA**  
 SIGNING SCOUT **Landon Lassiter**  
 ACQUIRED **Selected in the second round of the 2020 Amateur Draft**

**2022** Made 5 starts for Double-A Montgomery...underwent Tommy John surgery on June 8, performed by Dr. Keith Meister...ranked by *Baseball America* as the No. 30 prospect in the Rays system following the season. **2021** Went 4-0 with a 1.95 ERA (55.1-IP, 12-ER) in 14 apps (13 starts) over three levels, earning an Aug 24 promotion from Class-A Charleston to Class-A Bowling Green and a Sep 9 promotion to Triple-A Durham...named the Rays Minor League Pitcher of the Month for August...ranked by *Baseball America* as the No. 14 prospect in the Rays system following the season...the publication also tabbed him as having the Best Changeup in the organization. **2020** Pitched in the Instructional League in October...ranked by *Baseball America* as the No. 30 prospect in the Rays system following the season. **PERSONAL** Selected out of Virginia Tech, the alma mater of Rays President, Baseball Operations Erik Neander...went 3-0 with a 2.21 ERA (20.1-IP, 5-ER) and 40 SO in 4 apps (all starts) during his abbreviated junior season, earning third team All-American honors from the *Collegiate Baseball News*...went 10-8 with a 3.83 ERA (159.2-IP, 68-ER) in 31 apps (30 starts) over three seasons at Virginia Tech...finished his collegiate career with 191 SO and was on pace to challenge the school record for strikeouts in a three-year career, set by Joe Saunders (255) from 2000-02, prior to the COVID-19 shutdown...was the highest-drafted player from Virginia Tech since Saunders in 2002.

YEAR	CLUB	W	L	ERA	G	GS	CG	SHO	SV	IP	H	R	ER	HR	HB	BB-I	SO	WP	BK
2021	Charleston	2	0	2.55	10	9	0	0	0	35.1	16	11	10	3	2	13-0	59	1	0
	Bowling Green	1	0	1.80	2	2	0	0	0	10.0	6	2	2	1	4	2-0	19	0	0
	Durham	1	0	0.00	2	2	0	0	0	10.0	4	1	0	0	0	4-0	9	0	0
2022	Montgomery	0	2	8.10	5	5	0	0	0	16.2	22	15	15	2	0	12-0	23	0	1
<b>Minor League Totals</b>		<b>4</b>	<b>2</b>	<b>3.38</b>	<b>19</b>	<b>18</b>	<b>0</b>	<b>0</b>	<b>0</b>	<b>72.0</b>	<b>48</b>	<b>29</b>	<b>27</b>	<b>6</b>	<b>6</b>	<b>31-0</b>	<b>110</b>	<b>1</b>	<b>1</b>

## SIMPSON, CHANDLER / OUTFIELDER

BATS **Left**  
 THROWS **Right**  
 HEIGHT **6'1"**  
 WEIGHT **170**

BORN **11/18/00** in **Atlanta, GA**  
 RESIDES **Atlanta, GA**  
 SIGNING SCOUT **Milt Hill**  
 ACQUIRED **Selected in Competitive Balance Round B of the 2022 Amateur Draft**

**2022** Ranked by *Baseball America* as the No. 22 prospect in the Rays system following the season. **PERSONAL** As a sophomore at Georgia Tech, hit .433 (88-for-203) with 8 2B, 3 3B, 1 HR, 25 RBI and 27 SB in 47 games, leading all NCAA Division I hitters in avg...became the first Yellow Jacket to hit .400 in a season since Mark Teixeira (.419) in 2000 and was a thousandth of a pct. point shy of tying Jay Payton's program record (.434) from 1994 (min. 200 AB)...ranked 1st by *Baseball America* in the Best Speed category among collegiate players available in the draft...spent two seasons at UAB before transferring to Georgia Tech.

YEAR	CLUB	AVG	G	AB	R	H	2B	3B	HR	RBI	SH	SF	HB	BB-I	SO	SB	CS	GDP	OBP	SLG
2022	FCL Rays	.370	8	27	5	10	3	0	0	3	0	1	0	6-0	4	8	0	0	.471	.481

## SMIDDY, SHAY / RIGHT-HANDED PITCHER

BATS **Right**  
 THROWS **Right**  
 HEIGHT **6'5"**  
 WEIGHT **215**

BORN **12/19/97** in **Defiance, OH**  
 RESIDES **Defiance, OH**  
 SIGNING SCOUT **Steve Ames**  
 ACQUIRED **Selected in the 36th round of the 2019 Amateur Draft**

YEAR	CLUB	W	L	ERA	G	GS	CG	SHO	SV	IP	H	R	ER	HR	HB	BB-I	SO	WP	BK
2019	Hudson Valley	2	1	1.13	12	1	0	0	2	24.0	20	4	3	1	0	9-0	23	1	0
2020										Did Not Pitch									
2021										Injured—Did Not Pitch									
2022										Injured—Did Not Pitch									
<b>Minor League Totals</b>		<b>2</b>	<b>1</b>	<b>1.13</b>	<b>12</b>	<b>1</b>	<b>0</b>	<b>0</b>	<b>2</b>	<b>24.0</b>	<b>20</b>	<b>4</b>	<b>3</b>	<b>1</b>	<b>0</b>	<b>9-0</b>	<b>23</b>	<b>1</b>	<b>0</b>



**SNYDER, JACK** / RIGHT-HANDED PITCHER

BATS **Right**  
THROWS **Right**  
HEIGHT **6'2"**  
WEIGHT **205**

BORN **8/4/98** in **Chicago, IL**  
RESIDES **Naperville, IL**  
SIGNING SCOUT **Kevin Ibach**  
ACQUIRED **Signed as a non-drafted free agent on February 25, 2022**

YEAR	CLUB	W	L	ERA	G	GS	CG	SHO	SV	IP	H	R	ER	HR	HB	BB-I	SO	WP	BK
2022	Bowling Green	0	0	8.31	2	0	0	0	0	4.1	9	5	4	0	1	2-0	3	0	0
	Charleston	7	2	3.74	34	0	0	0	9	53.0	55	26	22	5	1	17-0	61	3	1
<b>Minor League Totals</b>		<b>7</b>	<b>2</b>	<b>4.08</b>	<b>36</b>	<b>0</b>	<b>0</b>	<b>0</b>	<b>9</b>	<b>57.1</b>	<b>64</b>	<b>31</b>	<b>26</b>	<b>5</b>	<b>2</b>	<b>19-0</b>	<b>64</b>	<b>3</b>	<b>1</b>

**SOMMERS, DREW** / LEFT-HANDED PITCHER

BATS **Left**  
THROWS **Left**  
HEIGHT **6'3"**  
WEIGHT **250**

BORN **8/14/00** in **Hoffman Estates, IL**  
RESIDES **Carlsbad, CA**  
SIGNING SCOUT **Brian Oliver**  
ACQUIRED **Selected in the 11th round of the 2022 Amateur Draft**

**SORIA, NATE** / CATCHER

BATS **Right**  
THROWS **Right**  
HEIGHT **5'10"**  
WEIGHT **175**

BORN **11/24/95** in **Palos Heights, IL**  
RESIDES **Homer Glen, IL**  
SIGNING SCOUT **James Bonnici**  
ACQUIRED **Signed as a non-drafted free agent on June 11, 2018**

YEAR	CLUB	AVG	G	AB	R	H	2B	3B	HR	RBI	SH	SF	HB	BB-I	SO	SB	CS	GDP	OBP	SLG
2018	GCL Rays	.111	7	9	2	1	0	0	0	0	0	0	0	2-0	2	0	1	0	.273	.111
2019	Bowling Green	.111	3	9	2	1	0	1	0	1	0	0	0	2-0	5	0	0	0	.273	.333
	Princeton	.233	15	43	6	10	2	0	1	3	0	0	2	3-0	15	0	0	0	.313	.349
2020																				
2021	FCL Rays	.222	15	27	8	6	2	0	0	3	0	1	2	7-0	6	3	0	0	.405	.296
2022	Bowling Green	.255	53	184	18	47	7	0	3	21	0	1	2	11-0	64	0	0	2	.303	.342
	Durham	.000	1	1	0	0	0	0	0	0	0	0	0	0-0	1	0	0	0	.000	.000
<b>Minor League Totals</b>		<b>.238</b>	<b>94</b>	<b>273</b>	<b>36</b>	<b>65</b>	<b>11</b>	<b>1</b>	<b>4</b>	<b>28</b>	<b>0</b>	<b>2</b>	<b>6</b>	<b>25-0</b>	<b>93</b>	<b>3</b>	<b>1</b>	<b>2</b>	<b>.314</b>	<b>.330</b>

**SOSA, JEROMY** / LEFT-HANDED PITCHER

BATS **Left**  
THROWS **Left**  
HEIGHT **6'7"**  
WEIGHT **175**

BORN **2/19/03** in **San Pedro de Macoris, DR**  
RESIDES **Ingenio Consuelo, DR**  
SIGNING SCOUT **Remmy Hernandez/Daniel Santana**  
ACQUIRED **Signed as a free agent on March 16, 2021**

YEAR	CLUB	W	L	ERA	G	GS	CG	SHO	SV	IP	H	R	ER	HR	HB	BB-I	SO	WP	BK
2022	DSL Rays	1	1	6.56	14	3	0	0	0	23.1	10	20	17	2	4	38-0	33	7	0

**SPIKES, RYAN** / INFIELDER

BATS **Right**  
THROWS **Right**  
HEIGHT **5'9"**  
WEIGHT **185**

BORN **3/13/03** in **Conyers, GA**  
RESIDES **Lilburn, GA**  
SIGNING SCOUT **Milt Hill**  
ACQUIRED **Selected in the third round of the 2021 Amateur Draft**

YEAR	CLUB	AVG	G	AB	R	H	2B	3B	HR	RBI	SH	SF	HB	BB-I	SO	SB	CS	GDP	OBP	SLG
2021	FCL Rays	.250	11	40	9	10	3	0	1	5	0	0	1	6-0	13	4	1	1	.362	.400
2022	Charleston	.228	74	290	50	66	11	3	10	33	0	2	8	26-0	105	17	5	5	.307	.390
<b>Minor League Totals</b>		<b>.230</b>	<b>85</b>	<b>330</b>	<b>59</b>	<b>76</b>	<b>14</b>	<b>3</b>	<b>11</b>	<b>38</b>	<b>0</b>	<b>2</b>	<b>9</b>	<b>32-0</b>	<b>118</b>	<b>21</b>	<b>6</b>	<b>6</b>	<b>.314</b>	<b>.391</b>



## STERNER, JUSTIN / RIGHT-HANDED PITCHER

BATS **Right**  
 THROWS **Right**  
 HEIGHT **6'2"**  
 WEIGHT **215**

BORN **8/29/96** in La Jolla, CA  
 RESIDES **Provo, UT**  
 SIGNING SCOUT **Scott Stanley (Marlins)**  
 ACQUIRED **Via trade from Miami on July 3, 2021**

YEAR	CLUB	W	L	ERA	G	GS	CG	SHO	SV	IP	H	R	ER	HR	HB	BB-I	SO	WP	BK
2021	Jupiter	2	1	1.38	7	0	0	0	3	13.0	3	2	2	0	2	5-0	20	2	0
	Beloit	0	0	7.36	5	0	0	0	0	7.1	6	7	6	3	2	6-0	10	0	0
	Bowling Green	1	2	3.00	6	0	0	0	0	9.0	9	5	3	0	0	3-0	16	1	0
	Montgomery	1	1	3.54	14	0	0	0	3	28.0	23	11	11	4	1	7-0	32	5	0
2022	Montgomery	5	2	2.41	32	0	0	0	4	41.0	31	15	11	6	3	17-2	56	3	0
	Durham	1	0	12.86	6	0	0	0	0	7.0	12	10	10	1	1	7-0	9	3	0
<b>Minor League Totals</b>		<b>10</b>	<b>6</b>	<b>3.67</b>	<b>70</b>	<b>0</b>	<b>0</b>	<b>0</b>	<b>10</b>	<b>105.1</b>	<b>84</b>	<b>50</b>	<b>43</b>	<b>14</b>	<b>9</b>	<b>45-2</b>	<b>143</b>	<b>14</b>	<b>0</b>

## STINSON, GRAEME / LEFT-HANDED PITCHER

BATS **Left**  
 THROWS **Left**  
 HEIGHT **6'5"**  
 WEIGHT **255**

BORN **8/6/97** in Atlanta, GA  
 RESIDES **Peachtree Corners, GA**  
 SIGNING SCOUT **Joe Hastings**  
 ACQUIRED **Selected in the fourth round in the 2019 Amateur Draft**

YEAR	CLUB	W	L	ERA	G	GS	CG	SHO	SV	IP	H	R	ER	HR	HB	BB-I	SO	WP	BK	
2019	GCL Rays	0	1	13.50	1	1	0	0	0	0.2	2	1	1	0	0	0-0	1	0	0	
2020		Did Not Pitch																		
2021	Charleston	1	0	5.44	23	2	0	0	1	44.2	44	39	27	6	8	22-0	35	13	0	
	FCL Rays	1	0	6.75	2	0	0	0	0	4.0	5	3	3	1	0	2-0	4	1	0	
2022	Bowling Green	3	2	4.50	35	0	0	0	2	56.0	45	29	28	4	21	23-0	75	21	0	
	Montgomery	2	0	2.45	5	0	0	0	0	7.1	6	4	2	0	0	7-0	9	3	0	
<b>Minor League Totals</b>		<b>7</b>	<b>3</b>	<b>4.87</b>	<b>66</b>	<b>3</b>	<b>0</b>	<b>0</b>	<b>3</b>	<b>112.2</b>	<b>102</b>	<b>76</b>	<b>61</b>	<b>11</b>	<b>29</b>	<b>54-0</b>	<b>124</b>	<b>38</b>	<b>0</b>	

## STRONG, ALAN / RIGHT-HANDED PITCHER

BATS **Right**  
 THROWS **Right**  
 HEIGHT **6'3"**  
 WEIGHT **200**

BORN **10/22/96** in San Diego, CA  
 RESIDES **Santee, CA**  
 SIGNING SCOUT **David Hamlett**  
 ACQUIRED **Selected in the 10th round of the 2018 Amateur Draft**

YEAR	CLUB	W	L	ERA	G	GS	CG	SHO	SV	IP	H	R	ER	HR	HB	BB-I	SO	WP	BK	
2018	Hudson Valley	1	1	2.68	15	0	0	0	1	37.0	30	12	11	2	0	14-0	44	2	0	
2019	Bowling Green	10	4	2.85	22	18	0	0	0	126.1	114	46	40	12	3	24-1	109	6	0	
2020		Did Not Pitch																		
2021	Montgomery	0	1	9.82	3	0	0	0	0	3.2	6	4	4	0	0	3-0	4	1	0	
	Bowling Green	6	2	6.71	27	6	0	0	4	51.0	73	41	38	6	2	13-3	57	0	1	
2022	Montgomery	2	0	4.19	24	1	0	0	0	34.1	35	18	16	3	1	13-0	36	0	1	
	Durham	1	0	4.50	2	0	0	0	0	4.0	5	2	2	0	0	1-0	3	0	0	
<b>Minor League Totals</b>		<b>20</b>	<b>8</b>	<b>3.90</b>	<b>93</b>	<b>25</b>	<b>0</b>	<b>0</b>	<b>5</b>	<b>256.1</b>	<b>263</b>	<b>123</b>	<b>111</b>	<b>23</b>	<b>6</b>	<b>68-4</b>	<b>253</b>	<b>9</b>	<b>2</b>	



## SUÁREZ, SANTIAGO / RIGHT-HANDED PITCHER

BATS **Right**  
THROWS **Right**  
HEIGHT **6'2"**  
WEIGHT **175**

BORN **1/11/05** in **Cumana, VEN**  
RESIDES **Cumana, VEN**  
SIGNING SCOUT **Manuel Padron/Clifford Nutter/Tibaldo Hernandez (Marlins)**  
ACQUIRED **Via trade from Miami on November 15, 2022**

**2022** Acquired from the Marlins in a four-player trade on Nov 15...ranked by *Baseball America* as the No. 17 prospect in the Rays system following the season. **PERSONAL** Signed by the Marlins on June 1, 2022 out of Venezuela.

YEAR	CLUB	W	L	ERA	G	GS	CG	SHO	SV	IP	H	R	ER	HR	HB	BB-I	SO	WP	BK
2022	DSL Miami	1	1	2.31	11	11	0	0	0	39.0	36	15	10	1	3	6-0	38	6	1

## SUÁREZ, WILSON / CATCHER

BATS **Switch**  
THROWS **Right**  
HEIGHT **5'11"**  
WEIGHT **185**

BORN **6/17/05** in **Puerto Cabello, VEN**  
RESIDES **Puerto Cabello, VEN**  
SIGNING SCOUT **Daniel Santana**  
ACQUIRED **Signed as a free agent on January 15, 2023**

## TAMARES, MIGUEL / INFIELDER

BATS **Switch**  
THROWS **Right**  
HEIGHT **5'10"**  
WEIGHT **150**

BORN **9/6/04** in **Puerto Plata, DR**  
RESIDES **Puerto Plata, DR**  
SIGNING SCOUT **Remmy Hernandez/Daniel Santana**  
ACQUIRED **Signed as a free agent on January 15, 2022**

YEAR	CLUB	AVG	G	AB	R	H	2B	3B	HR	RBI	SH	SF	HB	BB-I	SO	SB	CS	GDP	OBP	SLG
2022	DSL Rays	.202	52	168	52	34	6	3	3	12	1	0	5	51-1	50	30	9	1	.402	.327

## TAPIA, ROOSBERT / INFIELDER

BATS **Right**  
THROWS **Right**  
HEIGHT **6'2"**  
WEIGHT **175**

BORN **6/23/05** in **San Pedro de Macoris, DR**  
RESIDES **San Pedro de Macoris, DR**  
SIGNING SCOUT **Daniel Santana**  
ACQUIRED **Signed as a free agent on January 15, 2022**

YEAR	CLUB	AVG	G	AB	R	H	2B	3B	HR	RBI	SH	SF	HB	BB-I	SO	SB	CS	GDP	OBP	SLG
2022	DSL Rays	.210	58	186	26	39	11	0	2	22	1	0	3	13-0	47	9	2	6	.272	.301

## TAVAREZ, ANDRI / LEFT-HANDED PITCHER

BATS **Left**  
THROWS **Left**  
HEIGHT **6'1"**  
WEIGHT **165**

BORN **5/23/03** in **Santo Domingo, DR**  
RESIDES **Santo Domingo, DR**  
SIGNING SCOUT **Daniel Santana**  
ACQUIRED **Signed as a free agent on September 6, 2019**

YEAR	CLUB	W	L	ERA	G	GS	CG	SHO	SV	IP	H	R	ER	HR	HB	BB-I	SO	WP	BK
2021	DSL Rays 1	3	2	2.96	13	7	0	0	0	51.2	44	22	17	2	5	17-1	57	12	1
2022	FCL Rays	4	0	0.75	16	0	0	0	4	24.0	12	4	2	0	2	12-0	29	9	1
<b>Minor League Totals</b>		<b>7</b>	<b>2</b>	<b>2.26</b>	<b>29</b>	<b>7</b>	<b>0</b>	<b>0</b>	<b>4</b>	<b>75.2</b>	<b>56</b>	<b>26</b>	<b>19</b>	<b>2</b>	<b>7</b>	<b>29-1</b>	<b>86</b>	<b>21</b>	<b>2</b>

## TEA BONEBIL, RAILIN / INFIELDER

BATS **Switch**  
THROWS **Right**  
HEIGHT **5'9"**  
WEIGHT **160**

BORN **6/20/06** in **Tamayo, DR**  
RESIDES **Villa Mella, DR**  
SIGNING SCOUT **Daniel Santana/Jorge Perez**  
ACQUIRED **Signed as a free agent on January 15, 2023**



## TEUS, YERENY / LEFT-HANDED PITCHER

BATS **Left**  
THROWS **Left**  
HEIGHT **5'10"**  
WEIGHT **155**

BORN **8/1/03** in **San Pedro de Macoris, DR**  
RESIDES **San Pedro de Macoris, DR**  
SIGNING SCOUT **Daniel Santana**  
ACQUIRED **Signed as a free agent on August 25, 2022**

## TOSCANO, MIGUEL / RIGHT-HANDED PITCHER

BATS **Right**  
THROWS **Right**  
HEIGHT **6'3"**  
WEIGHT **170**

BORN **5/12/06** in **Tolu, Colombia**  
RESIDES **Tolu, Colombia**  
SIGNING SCOUT **Alexander Zuniga/Angel Contreras**  
ACQUIRED **Signed as a free agent on January 17, 2023**

## TOVAR, JOSÉ / CATCHER

BATS **Right**  
THROWS **Right**  
HEIGHT **5'10"**  
WEIGHT **170**

BORN **11/23/05** in **San Fernando, VEN**  
RESIDES **San Fernando, VEN**  
SIGNING SCOUT **Ronnie Blanco/William Bergolla**  
ACQUIRED **Signed as a free agent on January 15, 2023**

## TRINIDAD, WILIAN / INFIELDER

BATS **Left**  
THROWS **Right**  
HEIGHT **5'8"**  
WEIGHT **165**

BORN **10/6/05** in **Jimani, DR**  
RESIDES **Jimani, DR**  
SIGNING SCOUT **Daniel Santana/Rigo De Los Santos**  
ACQUIRED **Signed as a free agent on January 15, 2023**

## TURNER, GIONTI / INFIELDER

BATS **Right**  
THROWS **Right**  
HEIGHT **6'2"**  
WEIGHT **175**

BORN **8/17/00** in **Pine Bluff, AR**  
RESIDES **Pine Bluff, AR**  
SIGNING SCOUT **Steve Abney (Cleveland)**  
ACQUIRED **Via trade from Cleveland on November 18, 2018**

YEAR	CLUB	AVG	G	AB	R	H	2B	3B	HR	RBI	SH	SF	HB	BB-I	SO	SB	CS	GDP	OBP	SLG
2018	AZL Cleveland 2	.296	46	169	25	50	10	2	1	22	3	1	2	12-0	42	9	6	4	.348	.396
2019	Princeton	.265	60	219	32	58	12	1	3	37	2	1	4	13-0	54	7	6	3	.316	.370
2020																				
2021	FCL Rays	.272	29	81	12	22	4	0	1	8	2	1	3	11-0	16	8	4	1	.375	.358
	Bowling Green	.167	5	12	6	2	1	0	0	1	0	0	0	3-0	2	0	1	1	.333	.250
2022	Charleston	.174	28	86	10	15	1	0	0	7	0	1	3	8-0	33	4	1	1	.265	.186
	FCL Rays	.263	6	19	4	5	1	0	1	4	0	0	3	2-0	3	1	1	0	.417	.474
	Bowling Green	.223	34	103	18	23	3	1	1	6	3	1	3	9-0	16	4	2	3	.302	.301
	<b>Minor League Totals</b>	<b>.254</b>	<b>208</b>	<b>689</b>	<b>107</b>	<b>175</b>	<b>32</b>	<b>4</b>	<b>7</b>	<b>85</b>	<b>10</b>	<b>5</b>	<b>18</b>	<b>58-0</b>	<b>166</b>	<b>33</b>	<b>21</b>	<b>13</b>	<b>.326</b>	<b>.343</b>

## ULLOLA, JESÚS / LEFT-HANDED PITCHER

BATS **Left**  
THROWS **Left**  
HEIGHT **6'4"**  
WEIGHT **180**

BORN **8/24/05** in **La Vega, DR**  
RESIDES **Jima Abajo, DR**  
SIGNING SCOUT **Junior Fermin/Daniel Santana**  
ACQUIRED **Signed as a free agent on January 15, 2022**

YEAR	CLUB	W	L	ERA	G	GS	CG	SHO	SV	IP	H	R	ER	HR	HB	BB-I	SO	WP	BK
2022	DSL Tampa Bay	0	0	27.00	2	2	0	0	0	1.2	2	5	5	0	1	5-0	0	1	0



## URBINA, JOSÉ / RIGHT-HANDED PITCHER

BATS **Right**  
THROWS **Right**  
HEIGHT **6'3"**  
WEIGHT **180**

BORN **11/2/05 in Caracas, VEN**  
RESIDES **Caracas, VEN**  
SIGNING SCOUT **Angel Contreras/Juan Castillo**  
ACQUIRED **Signed as a free agent on January 15, 2023**

## UREÑA, WILFRY / RIGHT-HANDED PITCHER

BATS **Right**  
THROWS **Right**  
HEIGHT **6'1"**  
WEIGHT **160**

BORN **1/20/99 in Mao, DR**  
RESIDES **Mao, DR**  
SIGNING SCOUT **Victor Torres/Daniel Santana**  
ACQUIRED **Signed as a free agent on February 13, 2018**

YEAR	CLUB	W	L	ERA	G	GS	CG	SHO	SV	IP	H	R	ER	HR	HB	BB-I	SO	WP	BK
2018	DSL Rays 1	0	0	3.86	14	2	0	0	1	16.1	18	10	7	0	0	23-0	17	4	0
2019	DSL Rays 2	0	0	6.75	4	0	0	0	1	6.2	3	7	5	0	1	6-0	7	2	0
	GCL Rays	1	2	9.82	11	1	0	0	0	25.2	36	30	28	3	1	16-0	31	3	0
2020		Did Not Pitch																	
2021		Injured-Did Not Pitch																	
2022		Injured-Did Not Pitch																	
<b>Minor League Totals</b>		<b>1</b>	<b>2</b>	<b>7.40</b>	<b>29</b>	<b>3</b>	<b>0</b>	<b>0</b>	<b>2</b>	<b>48.2</b>	<b>57</b>	<b>47</b>	<b>40</b>	<b>3</b>	<b>2</b>	<b>45-0</b>	<b>55</b>	<b>9</b>	<b>0</b>

## VALDEZ, ALEXIS / RIGHT-HANDED PITCHER

BATS **Right**  
THROWS **Right**  
HEIGHT **6'3"**  
WEIGHT **195**

BORN **6/2/02 in San Pedro de Macoris, DR**  
RESIDES **San Pedro de Macoris, DR**  
SIGNING SCOUT **Daniel Santana**  
ACQUIRED **Signed as a free agent on August 25, 2022**

## VALERA, VICTOR / INFIELDER

BATS **Switch**  
THROWS **Right**  
HEIGHT **5'9"**  
WEIGHT **145**

BORN **10/15/02 in Santo Domingo, DR**  
RESIDES **Santo Domingo, DR**  
SIGNING SCOUT **Daniel Santana**  
ACQUIRED **Signed as a free agent on October 25, 2019**

YEAR	CLUB	AVG	G	AB	R	H	2B	3B	HR	RBI	SH	SF	HB	BB-I	SO	SB	CS	GDP	OBP	SLG
2021	DSL Rays 2	.180	23	61	12	11	0	0	1	5	0	0	0	6-0	13	3	0	1	.254	.230
2022	DSL Rays	.264	44	140	26	37	6	0	2	16	1	3	2	15-0	22	17	5	2	.338	.350
<b>Minor League Totals</b>		<b>.239</b>	<b>67</b>	<b>201</b>	<b>38</b>	<b>48</b>	<b>6</b>	<b>0</b>	<b>3</b>	<b>21</b>	<b>1</b>	<b>3</b>	<b>2</b>	<b>21-0</b>	<b>35</b>	<b>20</b>	<b>5</b>	<b>3</b>	<b>.313</b>	<b>.313</b>

## VASQUEZ, NEIFI / OUTFIELDER

BATS **Right**  
THROWS **Right**  
HEIGHT **6'3"**  
WEIGHT **175**

BORN **9/22/03 in Santo Domingo, DR**  
RESIDES **Santo Domingo, DR**  
SIGNING SCOUT **Remmy Hernandez/Daniel Santana**  
ACQUIRED **Signed as a free agent on January 15, 2022**

YEAR	CLUB	AVG	G	AB	R	H	2B	3B	HR	RBI	SH	SF	HB	BB-I	SO	SB	CS	GDP	OBP	SLG
2022	DSL Tampa Bay	.170	23	88	13	15	2	0	0	4	0	0	3	7-0	27	3	0	3	.255	.193
	DSL Rays	.182	20	66	4	12	2	1	0	4	0	0	1	1-0	16	2	0	1	.206	.242
<b>Minor League Totals</b>		<b>.175</b>	<b>43</b>	<b>154</b>	<b>17</b>	<b>27</b>	<b>4</b>	<b>1</b>	<b>0</b>	<b>8</b>	<b>0</b>	<b>0</b>	<b>4</b>	<b>8-0</b>	<b>43</b>	<b>5</b>	<b>0</b>	<b>4</b>	<b>.235</b>	<b>.214</b>



## VASQUEZ, WILLY / INFILDER

BATS **Right**  
THROWS **Right**  
HEIGHT **6'0"**  
WEIGHT **190**

BORN **9/6/01 in Santo Domingo, DR**  
RESIDES **Clifton, NJ**  
SIGNING SCOUT **Remmy Hernandez/Daniel Santana**  
ACQUIRED **Signed as a free agent on July 2, 2019**

**2022** Ranked among Carolina League leaders in RBI (73, tied for 2nd), extra-base hits (40, tied for 3rd), triples (9, tied for 3rd), total bases (184, 4th), hits (115, 5th) and runs (78, 5th)...ranked among Rays minor leaguers in triples (3rd), RBI (7th), hits (7th) and runs (8th)...named Carolina League Player of the Month for July, batting .378/.414/.634 with 8 2B, 2 3B, 3 HR and 22 RBI in 20 games...hit .351/.455/.541 with 4 2B in 10 games with Perth Heat in the Australian Baseball League...ranked by *Baseball America* as the No. 15 prospect in the Rays system following the season...the publication also tabbed him as the Best Defensive Third Baseman in the Carolina League in its Best Tools survey.

**2021** Named Most Valuable Player for the FCL Rays by the Rays Baseball Operations department...ranked 3rd in the FCL with a .288 avg., tied for 4th with 31 RBI and tied for 8th with 14 SB...promoted to Class-A Charleston on Sep 20 and helped the RiverDogs win the league title with a 3-run triple in the deciding game...ranked by *Baseball America* as the No. 10 prospect in the Rays system following the season.

YEAR	CLUB	AVG	G	AB	R	H	2B	3B	HR	RBI	SH	SF	HB	BB-I	SO	SB	CS	GDP	OBP	SLG
2019	DSL Rays 2	.364	11	44	6	16	2	1	0	5	0	1	0	1-0	4	2	1	0	.370	.455
2020		Did Not Play																		
2021	FCL Rays	.288	40	146	26	42	6	3	2	31	0	3	4	20-0	27	14	6	3	.382	.411
2022	Charleston	.256	113	449	78	115	21	9	10	73	0	4	3	36-0	126	25	3	7	.313	.410
<b>Minor League Totals</b>		<b>.271</b>	<b>164</b>	<b>639</b>	<b>110</b>	<b>173</b>	<b>29</b>	<b>13</b>	<b>12</b>	<b>109</b>	<b>0</b>	<b>8</b>	<b>7</b>	<b>57-0</b>	<b>157</b>	<b>41</b>	<b>10</b>	<b>10</b>	<b>.333</b>	<b>.413</b>

## VENTURA, WANDER / RIGHT-HANDED PITCHER

BATS **Right**  
THROWS **Right**  
HEIGHT **6'2"**  
WEIGHT **170**

BORN **2/26/03 in Azua, DR**  
RESIDES **Azua, DR**  
SIGNING SCOUT **Daniel Santana**  
ACQUIRED **Signed as a free agent on March 3, 2022**

YEAR	CLUB	W	L	ERA	G	GS	CG	SHO	SV	IP	H	R	ER	HR	HB	BB-I	SO	WP	BK
2022	DSL Rays	1	1	3.92	12	3	0	0	0	20.2	15	10	9	0	4	13-0	20	6	0

## VERNON, AUSTIN / RIGHT-HANDED PITCHER

BATS **Right**  
THROWS **Right**  
HEIGHT **6'7"**  
WEIGHT **260**

BORN **2/8/99 in Raleigh, NC**  
RESIDES **Durham, NC**  
SIGNING SCOUT **Joe Hastings**  
ACQUIRED **Selected in the 10th round of the 2021 Amateur Draft**

**2022** Split the season between Class-A Charleston and Class-A Bowling Green, going 9-4 with a 2.40 ERA (78.2-IP, 21-ER) and 114 SO in 24 apps (7 starts) between the two levels...named to the Carolina League postseason All-Star Team...tied for 4th among Rays minor leaguers in wins and ranked 8th in strikeouts...named Carolina League Pitcher of the Month and the organization's Minor League Pitcher of the Month for May, going 4-0 with a 0.44 ERA (20.1-IP, 1-ER) and 34 SO in five relief apps...ranked by *Baseball America* as the No. 28 prospect in the Rays system following the season...the publication also tabbed him as having the Best Changeup in the organization. **PERSONAL** Selected out of North Carolina Central University...went 5-4 with a 2.55 ERA (70.2-IP, 20-ER) and 109 SO in 12 apps (all starts) as a senior, earning first team All-MEAC honors...led the conference in strikeouts and set a single-season school record...missed the pandemic-shortened season while recovering from an arm injury that required surgery...his brother, Andrew, was selected by the Brewers in the 28th round of 2016 Amateur Draft, the first player taken in NCCU history.

YEAR	CLUB	W	L	ERA	G	GS	CG	SHO	SV	IP	H	R	ER	HR	HB	BB-I	SO	WP	BK
2021	FCL Rays	2	0	0.79	5	2	0	0	0	11.1	4	1	1	0	0	4-0	17	1	0
2022	Charleston	9	1	1.69	15	1	0	0	1	58.2	32	12	11	6	1	23-0	91	2	0
	Bowling Green	0	3	4.50	9	6	0	0	1	20.0	12	11	10	1	3	18-0	23	2	0
<b>Minor League Totals</b>		<b>11</b>	<b>4</b>	<b>2.20</b>	<b>29</b>	<b>9</b>	<b>0</b>	<b>0</b>	<b>2</b>	<b>90.0</b>	<b>48</b>	<b>24</b>	<b>22</b>	<b>7</b>	<b>4</b>	<b>45-0</b>	<b>131</b>	<b>5</b>	<b>0</b>





## VILLAMAN, CHRIS / LEFT-HANDED PITCHER

BATS **Left**  
THROWS **Left**  
HEIGHT **6'2"**  
WEIGHT **210**

BORN **3/16/01** in Greensboro, NC  
RESIDES **Thomasville, NC**  
SIGNING SCOUT **Landon Lassiter**  
ACQUIRED **Selected in the ninth round of the 2022 Amateur Draft**

## WHITTEN, KYLE / RIGHT-HANDED PITCHER

BATS **Right**  
THROWS **Right**  
HEIGHT **6'3"**  
WEIGHT **190**

BORN **9/22/98** in Manassas, VA  
RESIDES **Charlottesville, VA**  
SIGNING SCOUT **Landon Lassiter**  
ACQUIRED **Signed as a non-drafted free agent on July 21, 2021**

YEAR	CLUB	W	L	ERA	G	GS	CG	SHO	SV	IP	H	R	ER	HR	HB	BB-I	SO	WP	BK
2021	FCL Rays	1	1	1.50	6	0	0	0	0	6.0	5	6	1	0	0	2-0	7	3	0
2022	Charleston	1	0	1.86	15	0	0	0	6	19.1	13	4	4	1	0	3-0	14	1	0
	Bowling Green	4	2	3.76	23	0	0	0	5	38.1	35	16	16	5	2	11-0	38	7	0
<b>Minor League Totals</b>		<b>6</b>	<b>3</b>	<b>2.97</b>	<b>44</b>	<b>0</b>	<b>0</b>	<b>0</b>	<b>11</b>	<b>63.2</b>	<b>53</b>	<b>26</b>	<b>21</b>	<b>6</b>	<b>2</b>	<b>16-0</b>	<b>59</b>	<b>11</b>	<b>0</b>

## WHITTLE, DAIVEYON / RIGHT-HANDED PITCHER

BATS **Right**  
THROWS **Right**  
HEIGHT **6'1"**  
WEIGHT **235**

BORN **11/11/99** in Fresno, CA  
RESIDES **Fresno, CA**  
SIGNING SCOUT **Alan Hull**  
ACQUIRED **Selected in the 23rd round of the 2018 Amateur Draft**

YEAR	CLUB	W	L	ERA	G	GS	CG	SHO	SV	IP	H	R	ER	HR	HB	BB-I	SO	WP	BK	
2018	GCL Rays	0	0	7.71	7	0	0	0	0	7.0	8	6	6	1	0	4-0	6	2	0	
2019	Hudson Valley	0	3	0.95	11	8	0	0	0	47.1	38	12	5	0	2	11-0	43	6	0	
2020		Did Not Pitch																		
2021		Injured-Did Not Pitch																		
2022	Charleston	1	5	4.44	21	15	0	0	0	73.0	73	47	36	6	2	28-0	60	20	0	
<b>Minor League Totals</b>		<b>1</b>	<b>8</b>	<b>3.32</b>	<b>39</b>	<b>23</b>	<b>0</b>	<b>0</b>	<b>0</b>	<b>127.1</b>	<b>119</b>	<b>65</b>	<b>47</b>	<b>7</b>	<b>4</b>	<b>43-0</b>	<b>109</b>	<b>28</b>	<b>0</b>	

## WICKLANDER, PATRICK / LEFT-HANDED PITCHER

BATS **Right**  
THROWS **Left**  
HEIGHT **6'2"**  
WEIGHT **205**

BORN **12/31/99** in San Jose, CA  
RESIDES **Fayetteville, AR**  
SIGNING SCOUT **Matt Alison**  
ACQUIRED **Selected in the eighth round of the 2021 Amateur Draft**

YEAR	CLUB	W	L	ERA	G	GS	CG	SHO	SV	IP	H	R	ER	HR	HB	BB-I	SO	WP	BK
2021	FCL Rays	2	0	0.00	5	0	0	0	1	11.1	8	0	0	0	0	3-0	22	0	0
2022	Charleston	3	2	2.96	7	4	0	0	0	27.1	22	10	9	3	2	4-0	45	0	0
	Bowling Green	4	5	5.48	18	11	0	0	1	70.2	77	46	43	13	4	25-0	75	6	0
<b>Minor League Totals</b>		<b>9</b>	<b>7</b>	<b>4.28</b>	<b>30</b>	<b>15</b>	<b>0</b>	<b>0</b>	<b>2</b>	<b>109.1</b>	<b>107</b>	<b>56</b>	<b>52</b>	<b>16</b>	<b>6</b>	<b>32-0</b>	<b>142</b>	<b>6</b>	<b>0</b>



## WILCOX, COLE / RIGHT-HANDED PITCHER

BATS **Right**  
 THROWS **Right**  
 HEIGHT **6'5"**  
 WEIGHT **245**

BORN **7/14/99** in **Chattanooga, TN**  
 RESIDES **Chickamauga, GA**  
 SIGNING SCOUT **Tyler Stubblefield (Padres)**  
 ACQUIRED **Via trade from San Diego on December 29, 2020**

**2022** Split the season between the FCL Rays and Class-A Charleston, going 0-2 with a 3.94 ERA (16-IP, 7-ER) in 7 starts...began the season on the 60-day IL while recovering from Tommy John surgery...ranked by *Baseball America* as the No. 10 prospect in the Rays system following the season. **2021** Placed on the 7-day IL (right elbow sprain) on July 5 and underwent Tommy John surgery in September...ranked by *Baseball America* as the No. 9 prospect in the Rays system following the season for a second consecutive year. **2020** Added to the Padres 60-man player pool on June 30 and trained at the alternate site at the University of San Diego...was one of four players acquired by the Rays from the Padres on Dec 29 for former Cy Young Award winner Blake Snell. **PERSONAL** Selected by the Padres in the third round of the 2020 Amateur Draft out of the University of Georgia...received a \$3.3 million signing bonus, setting a draft record for a third-round pick...was No. 24 in the *Baseball America* rankings of 2020 Amateur Draft prospects...went 3-0 with a 1.57 ERA (23-IP, 4-ER) in 4 starts for Georgia during the pandemic-shortened 2020 season and was on the watch list for USA Baseball's Golden Spikes Award, which honors the top amateur baseball player in the country.

YEAR	CLUB	W	L	ERA	G	GS	CG	SHO	SV	IP	H	R	ER	HR	HB	BB-I	SO	WP	BK
2021	Charleston	1	0	2.03	10	10	0	0	0	44.1	33	16	10	1	2	5-0	52	2	1
2022	FCL Rays	0	1	7.20	3	3	0	0	0	5.0	7	4	4	0	0	2-0	9	1	0
	Charleston	0	1	2.45	4	4	0	0	0	11.0	8	5	3	1	1	2-0	15	1	0
<b>Minor League Totals</b>		<b>1</b>	<b>2</b>	<b>2.54</b>	<b>17</b>	<b>17</b>	<b>0</b>	<b>0</b>	<b>0</b>	<b>60.1</b>	<b>48</b>	<b>25</b>	<b>17</b>	<b>2</b>	<b>3</b>	<b>9-0</b>	<b>76</b>	<b>4</b>	<b>1</b>

## WILES, NATHAN / RIGHT-HANDED PITCHER

BATS **Right**  
 THROWS **Right**  
 HEIGHT **6'5"**  
 WEIGHT **225**

BORN **7/2/98** in **Overland Park, KS**  
 RESIDES **Spring Hill, KS**  
 SIGNING SCOUT **Jonathan Hall**  
 ACQUIRED **Selected in the eighth round of the 2019 Amateur Draft**

YEAR	CLUB	W	L	ERA	G	GS	CG	SHO	SV	IP	H	R	ER	HR	HB	BB-I	SO	WP	BK	
2019	Hudson Valley	3	0	3.06	14	7	0	0	0	35.1	40	13	12	4	1	2-0	39	6	0	
2020		Did Not Pitch																		
2021		Injured-Did Not Pitch																		
2022	Bowling Green	2	2	4.38	23	22	0	0	0	88.1	83	44	43	14	2	11-0	72	4	0	
	Durham	0	1	12.27	1	1	0	0	0	3.2	7	5	5	0	0	1-0	4	1	0	
<b>Minor League Totals</b>		<b>5</b>	<b>3</b>	<b>4.24</b>	<b>38</b>	<b>30</b>	<b>0</b>	<b>0</b>	<b>0</b>	<b>127.1</b>	<b>130</b>	<b>62</b>	<b>60</b>	<b>18</b>	<b>3</b>	<b>14-0</b>	<b>115</b>	<b>11</b>	<b>0</b>	

## WILLIAM, JUNIOR / RIGHT-HANDED PITCHER

BATS **Right**  
 THROWS **Right**  
 HEIGHT **6'5"**  
 WEIGHT **190**

BORN **3/6/00** in **San Pedro de Macoris, DR**  
 RESIDES **Hato Mayor, DR**  
 SIGNING SCOUT **Remy Hernandez/Daniel Santana**  
 ACQUIRED **Signed as a free agent June 25, 2021**

YEAR	CLUB	W	L	ERA	G	GS	CG	SHO	SV	IP	H	R	ER	HR	HB	BB-I	SO	WP	BK
2021	DSL Rays 1	3	0	1.50	16	1	0	0	4	30.0	16	9	5	1	2	9-0	27	0	0
2022	FCL Rays	1	0	1.23	6	0	0	0	1	7.1	3	2	1	1	1	1-0	10	2	0
	Charleston	0	0	3.60	3	0	0	0	0	5.0	4	3	2	0	0	0-0	3	0	0
<b>Minor League Totals</b>		<b>4</b>	<b>0</b>	<b>1.70</b>	<b>25</b>	<b>1</b>	<b>0</b>	<b>0</b>	<b>5</b>	<b>42.1</b>	<b>23</b>	<b>14</b>	<b>8</b>	<b>2</b>	<b>3</b>	<b>10-0</b>	<b>40</b>	<b>2</b>	<b>0</b>



**WILLIAMS, ALIKA** / INFIELDER

BATS **Right**  
THROWS **Right**  
HEIGHT **6'2"**  
WEIGHT **180**

BORN **3/12/99** in San Francisco, CA  
RESIDES **Mesa, AZ**  
SIGNING SCOUT **David Hamlett**  
ACQUIRED **Selected in Competitive Balance Round A of the 2020 Amateur Draft**

YEAR	CLUB	AVG	G	AB	R	H	2B	3B	HR	RBI	SH	SF	HB	BB-I	SO	SB	CS	GDP	OBP	SLG
2021	Charleston	.266	55	237	37	63	13	1	1	34	1	5	3	17-1	43	5	5	3	.317	.342
	Bowling Green	.279	14	61	12	17	3	0	3	9	0	0	0	2-0	12	1	1	1	.302	.475
	Durham	.222	4	9	1	2	0	0	1	3	0	2	1	0-0	1	0	0	0	.250	.556
2022	Bowling Green	.254	84	323	59	82	10	2	10	58	0	4	6	47-0	68	6	3	3	.355	.390
	Durham	.176	6	17	1	3	1	0	0	2	0	0	0	4-0	7	0	1	0	.333	.235
	Montgomery	.238	6	21	1	5	1	0	0	2	0	0	0	3-0	8	1	0	0	.333	.286
<b>Minor League Totals</b>		<b>.257</b>	<b>169</b>	<b>668</b>	<b>111</b>	<b>172</b>	<b>28</b>	<b>3</b>	<b>15</b>	<b>108</b>	<b>1</b>	<b>11</b>	<b>10</b>	<b>73-1</b>	<b>139</b>	<b>13</b>	<b>10</b>	<b>7</b>	<b>.335</b>	<b>.376</b>

**WILLIAMS, CARSON** / INFIELDER

BATS **Right**  
THROWS **Right**  
HEIGHT **6'2"**  
WEIGHT **180**

BORN **6/25/03** in San Diego, CA  
RESIDES **Boca Raton, FL**  
SIGNING SCOUT **Jaime Jones**  
ACQUIRED **Selected in the first round (28th overall) of the 2021 Amateur Draft**

**2022** Named Defensive Player of the Year by the Rays Baseball Operations department and claimed the Rawlings Gold Glove Award as the Best Defensive Shortstop in the minors...named to the Carolina League postseason All-Star Team...ranked among league leaders in triples (10, tied for 1st), homers (19, 2nd), extra-base hits (51, 2nd), slugging pct. (.471, 3rd), RBI (70, 4th), runs (81, 4th), hits (114, 6th) and OPS (.818, 6th)...ranked among Rays minor leaguers in triples (2nd), extra-base hits (tied for 3rd), homers (tied for 5th), runs (tied for 5th), walks (57, 7th), hits (8th), steals (8th) and RBI (9th)...ranked by *Baseball America* as the No. 52 overall prospect in the minors and the No. 4 prospect in the Rays system following the season...the publication also tabbed him as the Best Infield Arm in the organization for a second consecutive year and in the Carolina League in its Best Tools survey...also tabbed as the Best Defensive Infielder in the organization. **2021** Ranked by *Baseball America* as the No. 7 prospect in the Rays system following the season. **PERSONAL** Selected out of Torrey Pines (Calif.) High School...hit .495/.598/.979 (48-for-97) with 10 2B, 11 HR, 35 RBI and 34 SB in 31 games as a high school senior...committed to UC Berkeley before signing with the Rays.

YEAR	CLUB	AVG	G	AB	R	H	2B	3B	HR	RBI	SH	SF	HB	BB-I	SO	SB	CS	GDP	OBP	SLG
2021	FCL Rays	.282	11	39	8	11	4	1	0	8	0	0	2	6-0	13	2	2	0	.404	.436
2022	Charleston	.252	113	452	81	114	22	10	19	70	1	3	10	57-0	168	28	10	3	.347	.471
<b>Minor League Totals</b>		<b>.255</b>	<b>124</b>	<b>491</b>	<b>89</b>	<b>125</b>	<b>26</b>	<b>11</b>	<b>19</b>	<b>78</b>	<b>1</b>	<b>3</b>	<b>12</b>	<b>63-0</b>	<b>181</b>	<b>30</b>	<b>12</b>	<b>3</b>	<b>.351</b>	<b>.468</b>

**WORKMAN, LOGAN** / RIGHT-HANDED PITCHER

BATS **Right**  
THROWS **Right**  
HEIGHT **6'4"**  
WEIGHT **210**

BORN **12/6/98** in Chattanooga, TN  
RESIDES **Soddy Daisy, TN**  
SIGNING SCOUT **Steve Ames**  
ACQUIRED **Selected in the seventh round of the 2021 Amateur Draft**

YEAR	CLUB	W	L	ERA	G	GS	CG	SHO	SV	IP	H	R	ER	HR	HB	BB-I	SO	WP	BK
2021	FCL Rays	1	0	0.87	6	2	0	0	0	10.1	6	1	1	0	1	5-0	14	0	0
2022	Charleston	1	0	0.77	6	6	0	0	0	23.1	15	3	2	0	0	3-0	34	0	0
	Bowling Green	5	3	3.49	20	19	0	0	0	90.1	83	39	35	13	7	26-0	81	5	0
<b>Minor League Totals</b>		<b>7</b>	<b>3</b>	<b>2.76</b>	<b>32</b>	<b>27</b>	<b>0</b>	<b>0</b>	<b>0</b>	<b>124.0</b>	<b>104</b>	<b>43</b>	<b>38</b>	<b>13</b>	<b>8</b>	<b>34-0</b>	<b>129</b>	<b>5</b>	<b>0</b>



## WYATT, MATT / RIGHT-HANDED PITCHER

BATS **Right**  
THROWS **Right**  
HEIGHT **6'4"**  
WEIGHT **215**

BORN **9/26/00** in Towson, MD  
RESIDES **Lutherville, MD**  
SIGNING SCOUT **ML Morgan**  
ACQUIRED **Selected in the 20th round of the 2022 Amateur Draft**

## ZAMUDIO, EDWIN / RIGHT-HANDED PITCHER

BATS **Left**  
THROWS **Right**  
HEIGHT **6'2"**  
WEIGHT **195**

BORN **9/17/02** in Tijuana, MEX  
RESIDES **Tijuana, MEX**  
SIGNING SCOUT **Eddie Diaz**  
ACQUIRED **Signed as a free agent on July 5, 2019**

YEAR	CLUB	W	L	ERA	G	GS	CG	SHO	SV	IP	H	R	ER	HR	HB	BB-I	SO	WP	BK
2021	DSL Rays 2	0	1	2.25	4	4	0	0	0	8.0	6	2	2	0	1	2-0	4	1	0
2022	DSL Tampa Bay	1	5	7.24	12	2	0	0	0	27.1	38	28	22	2	5	12-0	24	10	0
<b>Minor League Totals</b>		<b>1</b>	<b>6</b>	<b>6.11</b>	<b>16</b>	<b>6</b>	<b>0</b>	<b>0</b>	<b>0</b>	<b>35.1</b>	<b>44</b>	<b>30</b>	<b>24</b>	<b>2</b>	<b>6</b>	<b>14-0</b>	<b>28</b>	<b>11</b>	<b>0</b>

## ZARRAGA, ALFREDO / RIGHT-HANDED PITCHER

BATS **Right**  
THROWS **Right**  
HEIGHT **5'10"**  
WEIGHT **170**

BORN **11/16/00** in Guasdaluito, VEN  
RESIDES **Barinitas, VEN**  
SIGNING SCOUT **Manny Esquivia/Cirilo Cumberbatch (Cubs)**  
ACQUIRED **Via trade from Chicago-NL on November 15, 2022**

YEAR	CLUB	W	L	ERA	G	GS	CG	SHO	SV	IP	H	R	ER	HR	HB	BB-I	SO	WP	BK
2022	Myrtle Beach	1	0	2.08	16	0	0	0	4	17.1	10	4	4	1	1	7-0	28	3	0
	South Bend	0	0	0.00	1	0	0	0	0	1.1	1	0	0	0	0	2-0	1	0	0
<b>Minor League Totals</b>		<b>1</b>	<b>0</b>	<b>1.93</b>	<b>17</b>	<b>0</b>	<b>0</b>	<b>0</b>	<b>4</b>	<b>18.2</b>	<b>11</b>	<b>4</b>	<b>4</b>	<b>1</b>	<b>1</b>	<b>9-0</b>	<b>29</b>	<b>3</b>	<b>0</b>

## ZOMBRO, TYLER / RIGHT-HANDED PITCHER

BATS **Right**  
THROWS **Right**  
HEIGHT **5'10"**  
WEIGHT **200**

BORN **9/2/94** in Harrisonburg, VA  
RESIDES **Staunton, VA**  
SIGNING SCOUT **Lou Wieben**  
ACQUIRED **Signed as a non-drafted free agent on July 3, 2017**

YEAR	CLUB	W	L	ERA	G	GS	CG	SHO	SV	IP	H	R	ER	HR	HB	BB-I	SO	WP	BK
2017	GCL Rays	0	0	0.00	1	0	0	0	0	1.1	1	0	0	0	0	0-0	1	0	0
	Princeton	0	0	3.86	13	0	0	0	1	25.2	24	11	11	2	1	8-0	23	2	0
2018	Bowling Green	8	2	2.84	33	0	0	0	8	76.0	80	28	24	3	5	8-1	54	7	0
2019	Montgomery	2	0	1.87	37	3	0	0	11	57.2	44	14	12	1	3	7-0	53	1	0
	Durham	0	1	6.75	4	0	0	0	0	5.1	6	5	4	1	2	3-1	4	1	0
2020										Did Not Pitch									
2021	Durham	1	1	3.18	9	0	0	0	0	11.1	15	4	4	1	2	1-0	9	0	0
2022	Durham	0	0	13.50	2	0	0	0	0	2.0	6	3	3	1	0	1-0	0	0	0
<b>Minor League Totals</b>		<b>11</b>	<b>4</b>	<b>2.91</b>	<b>99</b>	<b>3</b>	<b>0</b>	<b>0</b>	<b>20</b>	<b>179.1</b>	<b>176</b>	<b>65</b>	<b>58</b>	<b>9</b>	<b>13</b>	<b>28-2</b>	<b>144</b>	<b>11</b>	<b>0</b>

## ZUNIGA, KEYNER / RIGHT-HANDED PITCHER

BATS **Right**  
THROWS **Right**  
HEIGHT **6'3"**  
WEIGHT **165**

BORN **12/16/05** in Cartagena, Colombia  
RESIDES **Cartagena, Colombia**  
SIGNING SCOUT **Angel Contreras/Alexander Zuniga**  
ACQUIRED **Signed as a free agent on January 17, 2023**















# SCOUTING & INTERNATIONAL OPERATIONS

## CROSSCHECKERS & REGIONAL SUPERVISORS

						
<b>JEFF CORNELL</b>	<b>RICKEY DREXLER</b>	<b>KEVIN ELFERING</b>	<b>JOE HASTINGS</b>	<b>RYAN HENDERSON</b>	<b>BRIAN HICKMAN</b>	<b>JAKE WILSON</b>
SPECIAL ASSIGNMENT SCOUT	SOUTH CROSSCHECKER	SOUTHEAST REGIONAL SUPERVISOR	NORTHEAST CROSSCHECKER	PITCHING CROSSCHECKER	MIDWEST CROSSCHECKER	WEST REGIONAL SUPERVISOR

## AREA SUPERVISORS

					
<b>MATT ALISON</b>	<b>JAMES BONNICI</b>	<b>ZACH CLARK</b>	<b>AUSTIN COUSINO</b>	<b>TOM COUSTON</b>	<b>BRETT FOLEY</b>
IA, KS, MN, MO, ND, NE, SD	AK, ID, MT, OR, WA, W. CANADA	CT, MA, ME, NH, NJ, NY, E. PA, RI	KY, MI, IN, OH	IL, WI	N. FL

					
<b>TIM FORTUGNO</b>	<b>LUKE HARRIGAN</b>	<b>MILT HILL</b>	<b>CHRIS HOM</b>	<b>JAIME JONES</b>	<b>REGGIE LAWSON</b>
N. CA, NV	NC, SC, E. TN	GA, N. AL	TX, W. LA	S. CA	AR, OK, N. TX

		
<b>ML MORGAN</b>	<b>BRIAN OLIVER</b>	<b>VICTOR RODRIGUEZ</b>
D.C., DE, MD, W. PA, VA, WV	AZ, CO, LAS VEGAS, NM, UT, WY	S. FL

**PART-TIME AMATEUR SCOUTS:** MALEKE FOWLER, JOSE HERNANDEZ, GILBERTO MARTINEZ, CASEY ONAGA, JACK SHARP, DAVID JORN, MARCOS TOVAR, LOU WIEBEN  
**DEVELOPMENT SCOUTS:** JEFFREY LAVIN, JHONNERIS MENDEZ



## PRO PERSONNEL & PRO SCOUTING STAFF



**MIKE BROWN**  
PRO PERSONNEL SPECIALIST



**MAX COHEN**  
PRO PERSONNEL SPECIALIST



**JASON COLE**  
PRO PERSONNEL SPECIALIST



**JASON GREY**  
PRO PERSONNEL SPECIALIST



**NATE HOWARD**  
PRO PERSONNEL SPECIALIST



**MIKE LANGILL**  
PRO PERSONNEL SPECIALIST



**TYLER STOHR**  
PRO PERSONNEL SPECIALIST



**KEN CALIFANO**  
PRO SCOUT



**J.D. ELLIBY**  
PRO SCOUT



**RUDDY GIRON**  
PRO SCOUT



**JOSE GOMEZ**  
PRO SCOUT



**CARLOS HERAZO**  
PRO SCOUT



**KEN KRAVEC**  
PRO SCOUT



**JOSE LEROUX**  
PRO SCOUT



**DAVE MYERS**  
PRO SCOUT



**WOOD MYERS**  
PRO SCOUT



**CESAR RAMIREZ**  
PRO SCOUT



**EDUARDO SANCHEZ**  
PRO SCOUT

## INTERNATIONAL SCOUTING & OPERATIONS

DIR., INTERNATIONAL OPERATIONS  
**Patrick Walters**

DIR., INT'L SCOUTING  
**Steve Miller**

ASST. DIR., INT'L OPERATIONS  
**Ronnie Blanco**

CROSSCHECKER, INTERNATIONAL SCOUTING  
**Brad Budzinski, Victor Rodriguez**

CONSULTANT, INTERNATIONAL OPERATIONS  
**John Gilmore**

BRAZIL SCOUT  
**Tiago Campos**

COLOMBIA SUPERVISOR  
**Angel Contreras**

COLOMBIA SCOUT  
**Alex Zuniga**

CURAÇAO SCOUT  
**Chairon Isenia**

DOMINICAN REPUBLIC SUPERVISOR  
**Daniel Santana**

DOMINICAN REPUBLIC REGIONAL CROSSCHECKER  
**Rigo De Los Santos**

DOMINICAN REPUBLIC SCOUTS  
**Miguel De La Cruz, Felix Fermin Jr., Remy Hernandez, Jorge Perez**

DOMINICAN REPUBLIC COORD., DATA/TECHNOLOGY  
**Manuel Castillo**

DOMINICAN REPUBLIC VIDEO ASSISTANT  
**Joseph Paulino, Allen Rodriguez**

KOREA SCOUT  
**Joe Park**

JAPAN SCOUT  
**Tateki Uchibori**

MEXICO SCOUT  
**Karla Espinoza**

PANAMA SCOUT  
**Gustavo Zapata**

TAIWAN SCOUT  
**Keith Hsu**

VENEZUELA CROSSCHECKER  
**William Bergolla**

VENEZUELA SCOUTS  
**Juan Castillo, Carlos León, Sergio León, Marlon Roche, Frank Tíneo**

VENEZUELA VIDEO ASSISTANT  
**Carlos Bergolla**



# EXPANDING INTERNATIONAL OPERATIONS



Rays infielder Wander Franco playing *vitilla*, a variation of stickball popular in the Dominican Republic, on a dirt field in his hometown of Baní in October 2018.

GEORGE PAPPAS / TAMPA BAY RAYS

## **B** ASEBALL IS A GLOBAL GAME. TODAY, MORE THAN ONE-FOURTH OF ALL MAJOR LEAGUERS WERE BORN OUTSIDE OF THE UNITED STATES.

As a result, the Rays have expanded the reach of their international operations. Entering the 2023 season, the Rays organization has players from eight countries—Australia, Canada, Colombia, Cuba, Dominican Republic, Mexico, Panama and Venezuela—in addition to those from the United States.

While the organization spans the globe in search of talent, the main focus is in the Dominican Republic and Venezuela, where Tampa Bay operates baseball academies.

In 2006, shortly after the ownership group led by Stuart Sternberg took control of the club, the Rays agreed to a partnership with the Los Angeles Dodgers in which the two organizations would share Campo Las Palmas in the Dominican Republic, long considered the gold standard for Dominican facilities. Campo Las Palmas was home to the Rays baseball academy and a summer league team until early 2009 when the organization inaugurated a new academy located on the property adjacent to the Dodgers. The complex has two full diamonds and a half field, clubhouse, gym, covered batting cages, classrooms, a dining area and living facilities which can accommodate up to 92 players. In 2018, the program claimed its first Dominican Summer League (DSL) title.

In 2007, the Rays opened their Venezuelan baseball academy in Guacara, 100 miles west of Caracas. In addition to baseball fields, the

Venezuelan academy includes a dining area and dormitory which can accommodate 56 players. The Rays played in the Venezuelan Summer League (VSL) in 2007 as part of a co-op team with the Cincinnati Reds before forming a team of their own in 2008. The program won VSL championships in 2009 and 2011. The VSL closed its operations after the 2015 season, prompting the Rays to add a second team in the DSL in 2016.

The Rays international efforts are overseen by Carlos Rodriguez, vice president of baseball operations and assistant general manager. Steve Miller enters his fourth season as director, international scouting, running the department and overseeing all scouts. Patrick Walters enters his fourth season as director, international operations, overseeing all operations at the Latin American academies. Jeff Johnson serves as manager, international scouting. Brad Budzinski was added to the staff in 2018 as an international crosschecker, and area scout Victor Rodriguez, responsible for South Florida, will continue to provide international crosschecking coverage for a third consecutive season.

Ronnie Blanco, former general manager of the Magallanes baseball club in the Venezuelan professional league and the Rays long-time director of Venezuelan operations, is assistant director, international operations.

The Rays maintain scouting programs in the Dominican Republic, supervised by Daniel





Lefthander Shane McClanahan (right) and infielder Wander Franco distribute Rays shirts and caps to youth players at Franco's childhood field in Bani in October 2018.

GEORGE PAPPAS / TAMPA BAY RAYS

Santana, crosschecked by Rigo De Los Santos and staffed by scouts Miguel De La Cruz, Felix Fermin Jr., Remmy Hernandez and Jorge Perez; Venezuela, crosschecked by William Bergolla and scouts Juan Castillo, Carlos León, Sergio León, Marlon Roche and Frank Tineo; Brazil, scouted by Tiago Campos; Colombia, coordinated by Angel Contreras and scout Alex Zuniga; Curaçao, led by Chairon Isenia; Panama, with Gustavo Zapata; and Mexico, with Karla Espinoza, the country's first female scout.

The Rays have also expanded scouting efforts in the Pacific Rim, Europe and Australia. Tateki "Bori" Uchibori, who served as an interpreter for former Tampa Bay infielder Akinori Iwamura, scouts for the Rays in Japan. In 2016, Joe Park was added to the Korean scouting staff. Keith Hsu covers Taiwan and John Gilmore enters his 14th year as an international consultant assisting in coverage all over the world.

With rising numbers of international players, the Rays have also developed programs in the U.S. and in their Latin American academies to

educate players and create cultural awareness.

Today, these programs cater to international and domestic players alike and have grown to include language training, life skills, professional development and education on social issues. The programs are overseen by George Pappas, assistant director, minor league operations. Junior Sencion and Gilberto Fernandez coordinate programming in the Dominican and Venezuelan academies, respectively. Lenore Sanchez coordinates language instruction for international players in the United States. Jairo De La Rosa, coordinator, player development, supports the program by assisting international players in their transition to the U.S. and aiding in the integration of player plans. The education program is also supported by Wilson Made, coordinator, minor league operations; Karly Fisher, manager, team travel and logistics; Ryan Burnett, assistant, minor league operations; and Milton Jamail, who begins his 17th year in the organization and fourth as advisor, player education.





# AMATEUR DRAFT HISTORY

## 2022 DRAFT

RD	OVR	NAME	POS	CLASS	SCHOOL	BIRTHDATE	SIGNING SCOUT
1	29	<b>Xavier Isaac</b>	1B	HS	East Forsyth (N.C.) HS	12/17/03	Landon Lassiter
2	65	<b>Brock Jones</b>	OF	JR	Stanford University	3/28/01	Tim Fortugno
B	70	<b>Chandler Simpson</b>	OF	JR	Georgia Institute of Technology	11/18/00	Milt Hill
B	71	<b>Ryan Cermak</b>	OF	JR	Illinois State University	6/2/01	Tom Couston
3	104	<b>Trevor Martin</b>	RHP	SO	Oklahoma State University	12/15/00	Reggie Lawson
4	134	<b>Dominic Keegan</b>	C	SR	Vanderbilt University	8/1/00	Steve Ames
5	164	<b>Jalen Battles</b>	SS	SR	University of Arkansas	12/20/99	Matt Alison
6	194	<b>Gary Gill Hill</b>	RHP	HS	John F. Kennedy Catholic (N.Y.) HS	9/20/04	Zach Clark
7	224	<b>Blake Robertson</b>	1B	JR	University of Oklahoma	5/19/01	Reggie Lawson
8	254	<b>Sean Harney</b>	RHP	5S	University of Kentucky	7/10/98	Steve Ames
9	284	<b>Chris Villaman</b>	LHP	JR	North Carolina State University	3/16/01	Landon Lassiter
10	314	<b>Cade Halemanu</b>	RHP	SR	University of Hawaii	8/9/00	Casey Onaga
11	344	<b>Drew Sommers</b>	LHP	J3	Central Arizona College	8/14/00	Brian Oliver
12	374	<b>Alex Cook</b>	RHP	J2	Colby (Kan.) CC	3/29/01	Matt Alison
13	404	<b>Nate Dahle</b>	RHP	JR	Brigham Young University	10/9/97	Brian Oliver
14	434	<b>Roel Garcia</b>	RHP	5S	Rice University	11/21/98	Chris Hom
15	464	<b>Jake Christianson</b>	RHP	J2	Feather River (Calif.) College	10/22/99	Tim Fortugno
16	494	<b>Kamren James</b>	INF	JR	Mississippi State University	5/25/00	CT Bradford
17	524	Levi Huesman	LHP	HS	Hanover (Va.) HS	8/10/03	--
18	554	<b>Duncan Davitt</b>	RHP	SR	University of Iowa	9/23/99	Matt Alison
19	584	Quinn Mathews	LHP	JR	Stanford University	10/4/00	--
20	614	<b>Matt Wyatt</b>	RHP	JR	University of Virginia	9/26/00	ML Morgan

**BOLD INDICATES PLAYER SIGNED**

### DID YOU KNOW?

## 2023 AMATEUR DRAFT

The annual First-Year Player Draft is scheduled for July 9-11. For the third consecutive year, it will be held as part of the All-Star Game festivities.

The Rays hold the No. 19 overall selection. In 2022, the Rays selected 1B Xavier Isaac out of East Forsyth (N.C.) High School with the No. 29 overall selection.

This year is the 59th Amateur Draft and the 28th draft in Rays history. It was on June 8, 1965 that the Oakland Athletics selected Arizona State outfielder Rick Monday with the first-ever pick. Since its inception, over 68,000 players have been selected in the First-Year Player Draft. The Rays have made 1,274 of those. Among the major sports, baseball was the last to adopt a draft. The NFL was first in 1936, followed by the NBA in 1947 and NHL in 1962.



## RAYS FIRST-ROUND DRAFT SELECTIONS

YEAR	OVR	NAME	POS	SCHOOL
2022	29	<b>Xavier Isaac</b>	1B	East Forsyth (N.C.) HS
2021	28	<b>Carson Williams</b>	SS	Torrey Pines (Calif.) HS
	34	<b>Cooper Kinney</b>	INF	The Baylor Schools (Tenn.)
2020	24	<b>Nick Bitsko</b>	RHP	Central Bucks East (Penn.) HS
	37	<b>Alika Williams</b>	SS	Arizona St. Univ.
2019	22	<b>Greg Jones</b>	SS	UNC Wilmington
	36	<b>JJ Goss</b>	RHP	Cypress Ranch (Texas) HS
	40	<b>Seth Johnson</b>	RHP	Campbell Univ.
2018	16	<b>Matthew Liberatore</b>	LHP	Mountain Ridge (Ariz.) HS
	31	<b>Shane McClanahan</b>	LHP	Univ. of South Florida
	32	<b>Nick Schnell</b>	CF	Roncalli (Ind.) HS
2017	4	<b>Brendan McKay</b>	LHP/1B	Univ. of Louisville
	31	Drew Rasmussen	RHP	Oregon State Univ.
2016	13	<b>Josh Lowe</b>	3B	Pope (GA) HS
2015	13	<b>Garrett Whitley</b>	OF	Niskayuna (NY) HS
2014	20	<b>Casey Gillaspie</b>	1B	Wichita State Univ.
2013	21	<b>Nick Ciuffo</b>	C	Lexington (SC) HS
	29	<b>Ryne Stanek</b>	RHP	Univ. of Arkansas
2012	25	<b>Richie Shaffer</b>	3B	Clemson Univ.
2011	24	<b>Taylor Guerrieri</b>	RHP	Spring Valley (SC) HS
	31	<b>Mikie Mahtook</b>	OF	Louisiana State Univ.
	32	<b>Jake Hager</b>	SS	Sierra Vista (NV) HS
	38	<b>Brandon Martin</b>	SS	Santiago (CA) HS
	41	<b>Tyler Goeddel</b>	3B	St. Francis (CA) HS
	42	<b>Jeff Ames</b>	RHP	Lower Columbia JC (WA)
	52	<b>Blake Snell</b>	LHP	Shorewood (WA) HS
	56	<b>Kes Carter</b>	OF	Western Kentucky Univ.
	59	<b>Grayson Garvin</b>	LHP	Vanderbilt Univ.
	60	<b>James Harris Jr.</b>	OF	Oakland Tech (CA) HS
2010	17	<b>Josh Sale</b>	OF	Bishop Blanchet (WA) HS
	31	<b>Justin O'Conner</b>	C	Cowan (IN) HS
	42	<b>Drew Vetteson</b>	OF	Central Kitsap (WA) HS
2009	30	LeVon Washington	CF	Buchholz (FL) HS
2008	1	<b>Tim Beckham</b>	SS	Griffin (GA) HS
2007	1	<b>David Price</b>	LHP	Vanderbilt Univ.
2006	3	<b>Evan Longoria</b>	3B	Long Beach State Univ.
2005	8	<b>Wade Townsend</b>	RHP	Rice Univ.
2004	4	<b>Jeff Niemann</b>	RHP	Rice Univ.
2003	1	<b>Delmon Young</b>	RF	Camarillo (CA) HS
2002	2	<b>B.J. Upton</b>	SS	Greenbrier Chr. Acad. (VA)
2001	3	<b>Dewon Brazelton</b>	RHP	Middle Tennessee St. Univ.
2000	6	<b>Rocco Baldelli</b>	OF	Bishop Hendricken (RI) HS
1999	1	<b>Josh Hamilton</b>	CF	Athens Drive (NC) HS
1997	31	<b>Jason Standridge</b>	RHP	Hewitt Trussville (AL) HS
1996	29	<b>Paul Wilder</b>	OF	Cary (NC) HS

**BOLD** INDICATES PLAYER SIGNED



# BROADCAST INFORMATION



KEVIN SABITUS / TAMPA BAY RAYS

- ORGANIZATION
- COACHES & STAFF
- 40-MAN ROSTER
- NON-ROSTER INVITES
- RECORDS & HISTORY
- OPPONENTS
- MINOR LEAGUE OPERATIONS
- BROADCAST INFORMATION**
- TROPHICANA FIELD & MISCS.



# WAYS ON TELEVISION



## DEWAYNE STAATS

Dewayne anchors the Emmy Award-winning Bally Sports Sun telecast this year, his 48th season broadcasting major league baseball and 26th with the Rays. Dewayne has also handled play-by-play for FOX Sports national baseball coverage. He has broadcast more than 7,000 MLB games in his career, including 10 no-hitters. Before joining the Rays, he spent three years calling play-by-play for a variety of ESPN sports broadcasts. He began his major league play-by-play career on the radio and TV for the Astros from 1977-84, then for the Cubs from 1985-89. He was the lead play-by-play announcer for the Yankees from 1990-94, and spent the 1994-95 seasons calling the action for The Baseball Network (ABC/NBC). Dewayne began his baseball career as the radio voice of the Oklahoma City 89ers (1973-74). In 1975-76 he won an Emmy Award as the sports director at KPLR TV in St. Louis. Dewayne began his sports career with WSIE Radio before graduating from SIU-Edwardsville in 1975. He earned Distinguished Alumnus of the Year honors in 1987 and was inducted into its Alumni Hall of Fame in 2010. Dewayne was named a finalist for the Ford C. Frick Award, presented annually by the National Baseball Hall of Fame, in 2012, 2013, 2016 and 2019. He was named the 2013 Florida Sportscaster of the Year by the National Sportscasters and Sportswriters Association. In 2015, Dewayne authored *Position to Win: A Look at Baseball and Life From the Best Seat in the House*, which chronicles his life and career in sports broadcasting. In 2018, Dewayne was inducted into the Tampa Bay Sports Club Hall of Fame. In 2021, he received a Suncoast Sports Emmy Award for the broadcast of Wander Franco's debut. He and his wife, Carla, support a number of causes, including military combat veterans via their 501(c)(3) charity W.A.R. (Warriors at Rest). He has two daughters, Stephanie Wheeler and Alexandra, and three grandchildren: Gabriel, Zachary and Evie.



## BRIAN ANDERSON

Brian enters his 13th season as the full-time television color analyst on Bally Sports Sun and his 15th season as part of the Rays broadcast. Brian previously served on the major league staff as assistant to the pitching coach, working under Jim Hickey from March 2008 through the 2009 season. He also filled in as a broadcaster for Cleveland on Sports Time Ohio and hosted a weekly highlights show while recovering from injury in 2007. Brian spent 13 seasons pitching in the majors with the Angels, Cleveland, Royals and Diamondbacks, and was a member of the latter's 2001 World Champion team. He was selected third overall by the Angels in the 1993 Amateur Draft and the following season was named the *Sporting News* AL Rookie of the Year. He was also selected by the Diamondbacks as their first pick in the 1997 Expansion Draft. Brian was inducted to the Greater Cleveland Sports Hall of Fame on Sep 30, 2015 and made his acceptance speech by phone during the Rays broadcast. In 2021, he received a Suncoast Sports Emmy Award for the broadcast of Wander Franco's debut. He and his wife, Jessica Marie, reside in Tampa. Brian has four children: Ryllyn Mae, Jackson James, Harper Marie and Baker James.



## TRICIA WHITAKER

Tricia begins her fifth season on the Bally Sports Sun telecast as the in-game reporter and host of select feature episodes. She is a six-time Emmy Award recipient, receiving two nods in 2022 for her roles in the Rays Live pregame show and the Jean Ramirez episode of Rays All-Access. She previously received accolades for the Lou Gehrig Day pregame special and Wander Franco's debut in 2021, a "Salute to the Troops" pregame special in 2020 and a 2018 production on the legacy of Peyton Manning. Prior to joining the Rays broadcast, the Stuart, Fla. native spent four years covering local sports with the CBS affiliate in Indianapolis, including the Indiana Pacers and Indianapolis Colts. Her career experience also includes a two-year stint covering professional and collegiate teams, including the Brewers and Green Bay Packers, for the ABC affiliate in Green Bay. Her professional career began as a web reporter with the Pacers and Indiana Fever. Tricia graduated from Indiana University with a degree in communications. She has since returned to teach sports broadcasting at IU's media school as an adjunct professor for the past seven years.





## RICH HOLLENBERG

Rich enters his 10th season covering the Rays on television with the Bally Sports Sun broadcast team. He is a three-time Emmy Award recipient, including in 2022 when he and his crew were recognized for their roles in the Rays Live pregame show. In 1995, he began his broadcasting career as a sports anchor with the ABC affiliate in Great Falls, Mont. From 1995-97, he served as the sports director with Time Warner Cable (now Spectrum Sports) in Clearwater, where he received a CableACE award for the best local sports program. Rich was also host of "H.S. Sports Extra" for WTVT FOX-13 from 1996-98, the in-arena voice for the Tampa Bay Lightning and Tampa Bay Storm from 1999-2002 and a host for a variety of other regional programs. He spent a number of years as a national reporter for NFL Network as well. During the baseball offseason, Rich handles college basketball play-by-play duties on ESPN Networks. Rich earned a bachelor's degree in broadcast journalism from the Newhouse School at Syracuse University in 1993. A New Jersey native, Rich has called the Tampa Bay area home for 28 years. He and his wife, Jill, reside in St. Petersburg with their three children: Jason, Lindsey and Bryan.



## DOUG WAECHTER

Doug begins his ninth season providing in-depth pitching analysis as a member of Bally Sports Sun's pre- and postgame shows. He is a three-time Emmy Award recipient, including in 2022 when he and his crew were recognized for their roles in the Rays Live pregame show. Doug is a St. Petersburg native and graduate of Northeast High School. Prior to being selected by the Devil Rays in the 1999 Amateur Draft, he had signed a letter of intent to play football at the University of South Florida. With his 2003 debut, he became the first St. Petersburg native to play for the Rays. He remains one of three Rays players born in St. Petersburg, along with Casey Kotchman and Ryan Weber. In his first major league start, on Sep 3, 2003 at Tropicana Field, he pitched a 2-hit shutout against the Mariners. He spent 11 years in professional baseball, six of which came in the majors with the Devil Rays, Marlins and Royals. In 2004, he was presented a key to the city of St. Petersburg by Mayor Rick Baker. Doug is a realtor in the Tampa Bay area and resides in St. Petersburg with his wife, Kristin, and two children, Kaden and Karsyn.



## MATT JOYCE

Born and raised in Tampa, Matt begins his first season as an analyst on Bally Sports Sun's pre- and postgame shows after a 14-year career in the majors. He attended Armwood High School and Florida Southern College before being selected by the Tigers in the 12th round of the 2005 Amateur Draft. After hitting 12 HR in 92 games with the Tigers as a rookie, Matt was traded to the Rays in December 2008 in exchange for Edwin Jackson. He played six seasons with the Rays (2009-14), was named to the AL All-Star Team in 2011 and remains ranked among the franchise's top 10 in games, doubles, homers, RBI and walks. Among his favorite Rays highlights is a grand slam off Max Scherzer on the night of Matt Garza's no-hitter in 2010 and a go-ahead homer in the 7th inning of the penultimate game of the 2011 season—the night before Evan Longoria's walk-off in "Game 162" clinched the AL Wild Card. Matt spent time in the majors with the Tigers, Rays, Angels, Pirates, Athletics, Braves, Marlins and Phillies before announcing his retirement in 2022. He has also opened/acquired six F45 Training studios, a group-fitness concept that has locations in Tampa and St. Petersburg that are both among the top five performing studios in Florida.





## DENARD SPAN

A special assistant in the Rays baseball operations department since December 2020, Denard begins his first season as an analyst on Bally Sports Sun's pre- and postgame shows. After starring at Hillsborough High School and Tampa Catholic High School, he was selected by the Twins in the first round (20th overall) of the 2002 Amateur Draft. He spent 11 seasons in the majors with the Twins (2008-12), Nationals (2013-15), Giants (2016-17), Rays (2018) and Mariners (2018). He hit a combined .281 and collected 1,498 hits, 72 3B, 71 HR and 185 SB. He tied for the NL lead with 184 hits in 2014, and led his league in triples in 2009 and 2013. He finished 6th in the AL Rookie of the Year voting in 2008. Raised by his mother, Wanda Wilson, he founded the nonprofit Denard Span Foundation in 2014 to serve and empower single parent households through transportation, education and grocery programs. Money raised by the foundation goes directly to providing reliable cars for families in need. Denard also enjoys serving his community through his church and spending time with his wife, Anne, and their children, DJ, Jace, and Jada.



## RYAN BASS

Ryan enters his second season with the Bally Sports Sun broadcast team as an in-game reporter and occasional host of the Rays Live pre- and postgame shows. He has covered sports in the Tampa Bay area for nearly a decade, serving as the sports director and main anchor for CBS affiliate WTSP-TV from 2016-22 and as a sports reporter, host and play-by-play broadcaster with Bright House Sports Network from 2012-15. In addition to his role on the Bally Sports Sun broadcasts, Ryan reports on a variety of topics as a national correspondent for NewsNation TV. He also does some freelance work with the Tampa Bay Sports Commission. Prior to his second stint in Tampa Bay, Ryan was a national host for CBS Sports based in Fort Lauderdale, anchoring shows including the award-winning Fantasy Football Today and Daily Fantasy Live. He began his television career in Davenport, Iowa, anchoring for the Independent News Network in 2011. Ryan is a proud UCF Knight, graduating with a journalism degree. He was born and raised in Miami but has strong ties to the St. Petersburg area, as his father, Steve, attended St. Petersburg High School. He currently lives in downtown St. Petersburg and spends much of the offseason in Nashville.

### DID YOU KNOW?

## RAYS ALL-TIME POSTSEASON LEADERS

### Batting Avg. (min. 30 AB)

.347 Randy Arozarena

### Home Runs

11 Randy Arozarena

### RBI

21 Evan Longoria

### Hits

35 Randy Arozarena

### Stolen Bases

9 B.J. Upton

### ERA (min. 10 IP)

1.08 Diego Castillo

### Innings Pitched

40.2 Tyler Glasnow

### Wins

5 Charlie Morton

### Strikeouts

53 Tyler Glasnow

### Saves

3 Diego Castillo  
Pete Fairbanks



# RAYS ON RADIO



## ANDY FREED

Andy returns to the booth for his 19th season with the Rays Radio Network. From 2005-22, he shared play-by-play and analyst duties with then-broadcast partner Dave Wills, and the broadcast team was voted best in the American League in 2020 by subscribers of *The Athletic*. In 2023, he will be inducted into the Sports Club of Tampa Bay Hall of Fame. Andy joined the Rays after serving as the voice of the Triple-A Pawtucket Red Sox for four seasons. He was also the voice of the Double-A Trenton Thunder (Red Sox) for five seasons (1996-2000) and was inducted into the Trenton Baseball Hall of Fame in 2018. He began his play-by-play career with the Class-A St. Lucie Mets in 1994-95. His baseball radio career began as a broadcast assistant with the Orioles, conducting postgame interviews for home games during the 1990-93 seasons. His other play-by-play experience includes college basketball for ESPN Regional (2004-present), Providence College (2003-05) and Rider University (1996-2001). He also broadcast for The College of New Jersey football and Baltimore Spirit soccer. Freed is a graduate of Towson (Md.) University, where he called basketball, football and lacrosse during his time at school. Andy was named 2015 Florida Sportscaster of the Year by the National Sportscasters and Sportswriters Association. He enthusiastically works with the ALS Association. In addition to reciting Lou Gehrig's famous speech at Tropicana Field every year on "ALS Night," he emcees various local events, including their annual "Ride to Defeat ALS." He and his wife, Amy, reside in Bradenton, Fla. with their daughter Sarah, twins Casey and Maddie, and rescue dog, Charlie.



## NEIL SOLONDZ

Neil begins his 12th season on the Rays Baseball Network, where he hosted the pre- and postgame shows, *This Week in Rays Baseball*, other team podcasts and was fill-in play-by-play voice over the past 11 seasons. In 2021, he was awarded the Rays Joyce Smith Community Spirit Award, which annually recognizes one employee who makes significant societal contributions beyond their professional responsibilities. Before joining the Rays, Neil was the radio voice of Triple-A Durham from 2004-11 and filled in on the Rays pre- and postgame show from 2010-11. With Durham, he broadcast the Triple-A

All-Star Game and Triple-A National Championship Game to a nationwide audience. Before the Bulls, he broadcast for Class-A Lakewood (Phillies) and Class-A Quad City (Twins). He was part of the TV broadcast for the Olympic baseball qualifier Premier12 in South Korea in 2019, and he has done other freelance work for regional and college TV and radio networks. Neil attended Rutgers University, where he received a bachelor's degree in English. He and his wife, Sari, reside in Palm Harbor with their daughters, Emily and Abby.

### DID YOU KNOW?

## EDUCATE + ENTERTAIN



The Rays are mourning the loss of **Dave Wills**, their radio announcer from 2005-22 who passed away on March 5, 2023 at the age of 58. During his time with the Rays, Dave became a beloved figure for his passion, enthusiasm and expertise. He called some of the most memorable moments in Rays history, including the team's run to the World Series in 2008 and 2020. He was known for his impeccable play-by-play calling, insightful analysis and infectious personality.

Dave's contributions to the Rays organization and the Tampa Bay community will never be forgotten. The Rays will honor Dave's legacy during a pregame ceremony on April 22 at Tropicana Field. Rays players will wear a specially designed memorial patch on batting helmets throughout the season and a scholarship is also being established in honor of Dave. He was known for his volunteerism throughout the Tampa Bay area, most frequently with Buddy Baseball and Clearwater's Homeless Empowerment Program.



# RAYS ON SPANISH RADIO



## ENRIQUE OLIU

Enrique returns for his 25th season as color analyst on the Rays Spanish broadcast. He received the Alexis Arguello Award, given to the top sports figures in Nicaragua, and the Nicaraguan Sportswriters Association Award for his accomplishments in the world of sports during the 2016 season. In February 2009, Enrique was inducted into the Florida College Sports Hall of Fame for his impact on the college and in life. He is the subject of the award-winning 2009 documentary *Henry O!*, filmed by Boston-based Rosemont Productions during the 2007 season. Born in Nicaragua, Enrique came to the United States at age 10 and attended the St. Augustine School for the Blind. He called his first professional action in 1989 for the Jacksonville Expos, and then served as color commentator for the St. Petersburg Pelicans of the Senior Professional Baseball League. Prior to that, he was the public address announcer for seven years for Florida College baseball in Tampa. He also appeared as a regular contributor on *Solamente Pelota* ("Only Baseball") on SiriusXM, hosted his own show on WQBN 1300 AM and has been a guest analyst on USF Spanish broadcasts and on baseball broadcasts and talk shows in Managua, Nicaragua. He has also called action for the Tampa Bay Storm of the Arena Football League (2003-05) and served as the Spanish voice for the Tampa Bay Buccaneers in 2002-03. Enrique owns a communications degree from the University of South Florida. He delivered the keynote address at the Florida School for the Deaf and Blind's 100th commencement in May 2014. His wife, Debbie, closely assists him on the broadcasts. The two reside in St. Petersburg.



## RICARDO TAVERAS

Ricardo begins his 21st season calling play-by-play on the Rays Spanish broadcast. Taveras has more than three decades of radio experience. He has also worked locally as a sportscaster for Mira TV Tampa. Ricardo began as a sports commentator in the Dominican Republic and was program director for HIVG 870 AM and HIVP 970 AM from 1990-92. He also served as assistant program director for WRIV in Providence, R.I. for three years and as a sales executive for Telemundo Tampa from 2011-13.

## RADIO AFFILIATES

- ◆ **WDAE 95.3 FM/620 AM**  
Tampa/St. Petersburg (Flagship)
- ◆ **WCXS 104.5 FM/1480 AM**  
Arcadia
- ◆ **WWPR 1490 AM**  
Bradenton
- ◆ **WWJB 92.3 FM/1450 AM**  
Brooksville
- ◆ **WDCF 102.3 FM/1350 AM**  
Dade City
- ◆ **WENG 107.5 FM/1530 AM**  
Englewood
- ◆ **WBCN 104.3 & 99.1 FM/770 AM**  
Fort Myers/Naples
- ◆ **WRUF 98.1 FM/850 AM**  
Gainesville
- ◆ **WWJB 99.9 FM**  
Homosassa
- ◆ **WYKB 105.3 FM**  
Jacksonville
- ◆ **WYGM 96.9 FM/740 AM**  
Orlando
- ◆ **WBSR 101.1 FM/1450 AM**  
Pensacola
- ◆ **WSTU 1450 AM**  
Port St. Lucie
- ◆ **WENG 98.1 FM**  
Port Charlotte
- ◆ **WWJB 103.9 FM**  
Spring Hill
- ◆ **WZHR 104.3 FM/1400 AM**  
Zephyrhills





# TROPICANA FIELD & MISC.



MATT MAY / TAMPA BAY RAYS



# TROPICANA FIELD



MATT MAY / TAMPA BAY RAYS

- ◆ In 2023, Tropicana Field added The Shortstop at the Budweiser Porch, which uses ZipPin's platform for a checkout-free experience. Customers can tap or swipe a credit card in addition to the option to pay with the MLB Ballpark app.
- ◆ The Rays have upgraded their main and side display video boards to DigiLED Vision A10o panels. These panels have been optimized by dialing in the latency, color science and viewing angle to best suit Tropicana Field. The Rays will also unveil a new graphics package driven by Ross Video products and NovaStar Video Processing.
- ◆ Prior to the 2023 season, Enchant Christmas returned for a third year at Tropicana Field. The venue hosted several installments of Saturday Morning Shoppe, which creates economic development opportunities for primarily Black emerging local businesses. The Gasparilla Classic gymnastics meet was held in late February.
- ◆ Since 2005, the Rays have invested more than \$55 million in upgrades to Tropicana Field.
- ◆ In 2022, Tropicana Field introduced a new seating area just past the home dugout called The Chalk Box, featuring oversized padded seats with armrests, cupholders and side tables.
- ◆ The Rays Museum opened in the left field alcove prior to the 2022 season. Each alcove highlights distinct features of the organization's history, including the American League Championship seasons, Devil Rays era, the franchise's most impactful players and more.
- ◆ Prior to the 2020 season, Tropicana Field transitioned to exclusive use of mobile tickets to improve ballpark security, limit fraudulent entry and reduce paper waste. Tropicana Field was also announced as the first cash-free sports venue in North America in 2019.
- ◆ In 2019, the existing field lights were replaced with energy-efficient LED lights, enhancing on-field playability and in-game entertainment.
- ◆ In 2018, the Rays partnered with Levy to overhaul the food, beverage and retail experience, including "food halls" and a renovated team store.
- ◆ Knotless safety nets were installed from the inside of the dugouts to the far ends of the dugouts in 2017 and then extended out to the ends of Sections 125 and 126 two years later.
- ◆ Between 2013-14, the Rays added 360-degree pedestrian circulation around the lower seating bowl. The improved circulation provides easier access to and from ballpark gates, concessions and activity areas throughout the facility.
- ◆ Over 2006-07, the Rays invested more than \$18 million toward ballpark improvements, including the creation of the Rays Club.
- ◆ Originally named the Florida Suncoast Dome, Tropicana Field's 1.1 million square feet include unique design features and fan amenities.
- ◆ The venue opened to the public on March 3, 1990, at a cost of \$138 million. It became the ThunderDome in 1993 with the arrival of the National Hockey League expansion franchise, the Tampa Bay Lightning. It was renamed Tropicana Field on Oct 4, 1996, in accordance with a naming rights agreement between the Rays and Bradenton's Tropicana Dole Beverages.



- Tropicana Field is the world's only professional sports facility that features live rays. The 10,000-gallon Rays Touch Tank opened in 2006 and is located just behind the right-center field wall. There are over 20 cownose rays that fans can touch during the game through a unique partnership with The Florida Aquarium.
- Tropicana Field and Toronto's Rogers Centre both feature an artificial surface and all-dirt base paths. Only four other artificial turf ballparks have ever featured all-dirt base paths: Houston's Astrodome (1966-71), San Francisco's Candlestick Park (1971), Pittsburgh's Three Rivers Stadium (1970-72) and St. Louis' Busch Stadium (1970-76).
- The Rays installed new Shaw Sports Turf ahead of the 2019 season, the seventh surface in 22 seasons. They began play in 1998 on AstroTurf, went to a FieldTurf surface in 2000 and FieldTurf's improved product in 2007. In 2011, AstroTurf installed Game Day Grass 3D-60 H. The first of three Shaw Sports Turf surfaces was installed in advance of the 2017 season.
- Tropicana Field features the world's largest cable-supported domed roof. It is made of six

acres of translucent, Teflon-coated fiberglass and supports itself with 180 miles of cables connected by struts. Opposing forces of tension and compression keep the roof in an arc. The roof is slanted at a 6.5-degree angle, dropping from 225 feet above second base to 85 feet at the center field wall. The slanted roof reduced construction costs and decreased the volume of air under the dome by 16.8 million cubic feet, decreasing the amount of air requiring climate control. It is built to withstand winds of up to 115 miles per hour.

- Though originally built for baseball, there have been 15 other varieties of sporting events held at the venue: hockey, basketball, football, sprint car racing, gymnastics, soccer, tennis, weight lifting, wrestling, table tennis, karate, motorcycle racing, equestrian events, track and figure skating.
- In addition to the 2008 World Series, the facility was home to the 1999 NCAA Men's Basketball Final Four featuring Duke, Ohio State, Michigan State and eventual-champion Connecticut. The largest crowd to date—47,150—appeared at the Aug. 11, 1990 New Kids on the Block concert.

## TROPICANA FIELD AT A GLANCE

### FENCE DIMENSIONS

Left Field Line	315 ft.
Left Field Alley	370 ft.
Left-Center	410 ft.
Center Field	404 ft.
Right-Center	404 ft.
Right Field Alley	370 ft.
Right Field Line	322 ft.

### FENCE HEIGHTS

Left Field Corner	4 ft., 11 in.
Left Field	11 ft., 5 in.
Center Field	9 ft., 4 in.
Right Field	11 ft., 5 in.
Right Field Corner	9 ft., 1 in.

### PLAYING SURFACE

Shaw Sports Turf

### ROOF HEIGHTS

Highest Point	225 ft. at 2B
Lowest Point	85 ft. at CF wall

### PARKING

Approximately 5,000 on-site spaces

### CAPACITY

25,025

## TROPICANA FIELD TICKET PURCHASING INFO

Tickets for Rays home games are available for purchase exclusively online through [raysbaseball.com](http://raysbaseball.com) and the MLB Ballpark app.

### MOBILE TICKETING

Tickets for Rays home games will be accessed through the MLB Ballpark app on a mobile device. Paper tickets, including print-at-home and PDF versions, are not available or accepted. Fans are encouraged to have tickets loaded and ready on a mobile device prior to walking up to the gate. For helpful tips and instructional videos, visit [raysbaseball.com/ballparkapp](http://raysbaseball.com/ballparkapp).

**For the most up-to-date box office hours, please visit [raysbaseball.com/guide](http://raysbaseball.com/guide).**

### TICKETING CUSTOMER SERVICE

1-888-FAN-RAYS



# SPRING TRAINING 2023

## SPRING TRAINING INFO

FEB 14 - MARCH 27

### HOME STADIUM

ESPN Wide World of Sports Complex (Feb 14-28)  
700 S Victory Way  
Orlando, FL 34747

### REPORT DATES

**Pitchers & Catchers**  
Tuesday, Feb 14  
**Position Players**  
Sunday, Feb 19

### FIRST WORKOUT DATES

**Pitchers & Catchers**  
Wednesday, Feb 15  
**Position Players**  
Monday, Feb 20

### PHOTO DAY

Sunday, Feb 19

### HOME OPENER

Tuesday, Feb 28

Due to damage to Charlotte Sports Park caused by Hurricane Ian, the Rays will hold their spring workouts at Disney's ESPN Wide World of Sports Complex and play a Grapefruit League home game there on Feb 28 against the Yankees. Their major league operations will shift to St. Petersburg on March 1 and the remainder of their spring home games will be played at Tropicana Field.

## 2023 SCHEDULE

DAY	DATE	OPPONENT	SITE	TV/RADIO	TIME
Sat	Feb 25	@Minnesota	Lee County	W	1:05 p.m.
Sun	Feb 26	@Boston	Fort Myers	W	1:05 p.m.
Mon	Feb 27	@Baltimore	Sarasota		1:05 p.m.
Tues	Feb 28	New York-AL	Disney	M	1:05 p.m.
Wed	March 1	@Atlanta	North Port		1:05 p.m.
Thurs	March 2	Minnesota	Tropicana Field	B/M	1:05 p.m.
Fri	March 3	@Toronto	Dunedin		1:07 p.m.
Sat	March 4	@New York-AL	Tampa	W	1:05 p.m.
Sun	March 5	Baltimore	Tropicana Field	W	1:05 p.m.
Mon	March 6	Miami	Tropicana Field	B/M	1:05 p.m.
Tues	March 7	@Philadelphia	Clearwater		1:05 p.m.
Thurs	March 9	Toronto	Tropicana Field	M	1:05 p.m.
Fri	March 10	Atlanta	Tropicana Field	B/M	1:05 p.m.
Sat	March 11	@Miami	Jupiter	W	3:10 p.m.
Sun	March 12	@New York-NL	Port St. Lucie	W	1:10 p.m.
Mon	March 13	Detroit	Tropicana Field	B/M	1:05 p.m.
Tues	March 14	Minnesota	Tropicana Field	B/M	1:05 p.m.
Wed	March 15	@Boston	Fort Myers		1:05 p.m.
Thurs	March 16	Atlanta	Tropicana Field	B/M	1:05 p.m.
		@Minnesota	Lee County		1:05 p.m.
Fri	March 17	@Pittsburgh	Bradenton		1:05 p.m.
Sat	March 18	Boston	Tropicana Field	B/W	1:05 p.m.
Sun	March 19	Toronto	Tropicana Field	W	1:05 p.m.
Mon	March 20	@Atlanta	North Port		1:05 p.m.
Tues	March 21	@Minnesota	Lee County	W	6:05 p.m.
Wed	March 22	Philadelphia	Tropicana Field	B/M	1:05 p.m.
Fri	March 24	New York-NL	Tropicana Field	B/M	1:05 p.m.
Sat	March 25	Boston	Tropicana Field	W	1:05 p.m.
Sun	March 26	@Detroit	Lakeland	W	1:05 p.m.
Mon	March 27	@New York-AL	Tampa		1:05 p.m.

HOME GAMES SHADED • TELEVISION: BALLY SPORTS SUN (B)  
RADIO: WDAE 95.3 FM/620 AM (W), MLB.COM (M)

## ALL-TIME RESULTS

YEAR	W	L	T	ATTENDANCE
2022	6	11	2	28,306
2021	13	15	0	14,651
2020	9	8	4	44,511
2019	13	17	2	74,023
2018	14	16	2	69,731
2017	12	16	5	81,752
2016	12	13	2	68,566
2015	15	13	2	80,406
2014	16	7	4	78,624
2013	15	17	2	90,935
2012	10	16	6	87,916
2011	15	14	2	95,859
2010	20	8	2	97,971
2009	15	16	1	103,255
2008	18	8	2	54,960
2007	10	19	2	79,044
2006	13	16	1	70,756
2005	13	16	0	61,261
2004	11	8	0	43,916
2003	8	19	3	51,324
2002	10	16	1	49,043
2001	12	15	1	57,081
2000	14	17	0	67,089
1999	14	14	1	59,230
1998	12	18	0	66,781
<b>All-Time</b>	<b>320</b>	<b>352</b>	<b>47</b>	<b>1,676,631</b>

## ALL-TIME RECORDS

BATTING		PITCHING	
<b>Games</b>	<b>29</b>	<b>Games</b>	<b>12</b>
2009	Ray Sadler	2000	R. Hernandez
<b>Avg. (min. 40 AB)</b>	<b>.460</b>	1998	Jim Mecir
2010	Sean Rodriguez		Ramón Tatis
<b>At-Bats</b>	<b>85</b>	<b>Games Started</b>	<b>7</b>
2003	Aubrey Huff	2007	James Shields
<b>Runs</b>	<b>20</b>	2000	Esteban Yan
2010	Sean Rodriguez	<b>Wins</b>	<b>3 (12x)</b>
<b>Hits</b>	<b>29</b>	2018	Andrew Kittredge
2010	Sean Rodriguez	<b>Losses</b>	<b>5</b>
<b>Doubles</b>	<b>10</b>	2019	Tyler Glasnow
2003	Travis Lee	<b>Saves</b>	<b>4</b>
<b>Triples</b>	<b>3</b>	2006	Jason Childers
2018	Joey Wendle	2000	Jim Mecir
2010	Justin Ruggiano	<b>ERA (min. 15 IP)</b>	<b>0.60</b>
2009	Ben Zobrist	2021	Michael Wacha
2007	Carl Crawford	2001	Paul Wilson
2005	Julio Lugo	<b>Innings</b>	<b>29.1</b>
2002	Randy Winn	2007	James Shields
<b>Home Runs</b>	<b>8</b>	<b>Walks</b>	<b>15</b>
2000	Herbert Perry	2014	Matt Moore
<b>RBI</b>	<b>19</b>	<b>Strikeouts</b>	<b>30</b>
2001	José Guillén	2007	James Shields
<b>Stolen Bases</b>	<b>12</b>		
2011	Elliot Johnson		



# HALL OF FAME & MUSEUM



ADDRESS  
25 Main Street,  
Cooperstown, NY  
13326

PHONE  
(607) 547-7200

FAX  
(607) 547-0398

PUBLIC RELATIONS  
(607) 547-0215  
E-MAIL ADDRESS  
info@baseballhall.org

WEBSITE  
baseballhall.org

DAILY HOURS  
9 a.m. to 5 p.m.  
HOLIDAY CLOSINGS  
Thanksgiving Day,  
Christmas Day  
and New Year's Day

DIRECTORY  
Jane Forbes Clark  
Chairman

Josh Rawitch  
President

Sean J. Gahagan  
V.P., Retail Merchandising  
& Licensing

Shilpa Ketharaju  
V.P. of Finance  
& Administration

Ken Meifert  
V.P., Sponsorship  
& Development

Ryan Selzner  
V.P., People  
& Culture

Erik Strohl  
V.P., Exhibitions  
& Collections

PR CONTACTS  
Jon Shetakofsky  
V.P., Communications  
& Education  
Craig Muder  
Communications Director

## HALL OF FAME WEEKEND 2023 | JULY 21-24

Class of 2023: Fred McGriff, Scott Rolén

Awards: Sat., July 22, 3 p.m. ET, Alice Busch Opera Theater

Induction: Sun., July 23, 1:30 p.m. ET, Clark Sports Center

## HALL OF FAME CLASSIC 2023 | MAY 26-28

Legends Game and Special Events

Game: Sat., May 27, Doubleday Field. For more information, visit [baseballhall.org](http://baseballhall.org)

## RAYS IN THE HALL OF FAME

Wade Boggs was the first player in team history to be inducted into the Baseball Hall of Fame. He was elected in 2005 by the Baseball Writers' Association of America. Boggs spent the final two seasons (1998-99) of his playing career in Tampa Bay. Fred McGriff was unanimously elected by the Contemporary Baseball Era Committee on Dec 4, 2022. He played two stints (1998-2001, 2004) with his hometown Rays. For more information, visit the "Hall of Famers" team pages at [baseballhall.org](http://baseballhall.org).

## NOTABLE RAYS ARTIFACTS IN COOPERSTOWN

- ◆ Scorecard from Sep 15, 2022, when the Rays used the first lineup in major league history comprised of nine players from Latin American countries.
- ◆ Spikes worn by Brett Phillips during his legendary game-winning hit in Game 4 of the 2020 World Series.
- ◆ Bat used by Randy Arozarena in Game 4 of the 2020 World Series, when he established a record for most home runs in a single postseason.
- ◆ Bat used by Mike Brosseau in Game 5 of the 2020 ALDS, when he hit a game-winning home run off Aroldis Chapman in the 8th inning.
- ◆ Scorecard from Sergio Romo's first career start on May 19, 2018 in the club's debut of the opener.
- ◆ Helmet worn by Evan Longoria on Aug 1, 2017 when he hit for the cycle.
- ◆ Bat used by Evan Longoria on Sep 28, 2011 to hit a Wild Card-clinching 12th-inning home run.
- ◆ Cap worn by Matt Garza and a ball from his no-hitter on July 26, 2010, the only no-hitter in Rays history.
- ◆ Spikes worn by Carl Crawford to steal a single-game record of six bases on May 3, 2009.
- ◆ Spikes worn by B.J. Upton in the 2008 World Series and the bat he used to hit 4 HR in the ALCS against the Red Sox.
- ◆ Jersey, cap, spikes and batting gloves worn by Wade Boggs on Aug 7, 1999 to record his 3,000th career hit, as well as game tickets and lineup cards.

## A LOOK AHEAD TO 2024

Ballots for the 2024 Hall of Fame/BBWAA election will be distributed following the 2023 season with results from the voting scheduled to be announced in January 2024. A partial list of first-year candidates for election includes: Adrián Beltré, Bartolo Colon, Matt Holliday, Joe Mauer, Chase Utley and David Wright. Historical information on past BBWAA elections and the election process can be accessed at [baseballhall.org](http://baseballhall.org) or by contacting the Hall of Fame Communications department.

## CONNECT TO COOPERSTOWN

For up-to-the-minute news from Cooperstown, visit at [baseballhall.org](http://baseballhall.org). Stay up-to-date on all the activity at the Hall of Fame's official site and through social networking on Facebook, Instagram, Twitter and YouTube.

If you would like to receive interesting stories and timely news items direct from the Hall of Fame and get the inside track on the latest happenings in Cooperstown, sign up for *Inside Pitch*. There's no cost to receive the weekly electronic newsletter in your email box at home or work and it's easy to enroll: Just log on to [baseballhall.org/support](http://baseballhall.org/support).

If you have an interest in receiving *Around The Horn*, the Hall's monthly media newsletter, please send an e-mail to [info@baseballhall.org](mailto:info@baseballhall.org). Be sure to include your name, name of organization and email address. Or visit [baseballhall.org/media-info](http://baseballhall.org/media-info).

## RESEARCH ASSISTANCE

The Hall of Fame is pleased to provide assistance in baseball research and members of the media are encouraged to utilize this valuable baseball resource whenever necessary by calling the Public Relations department at (607) 547-0215.



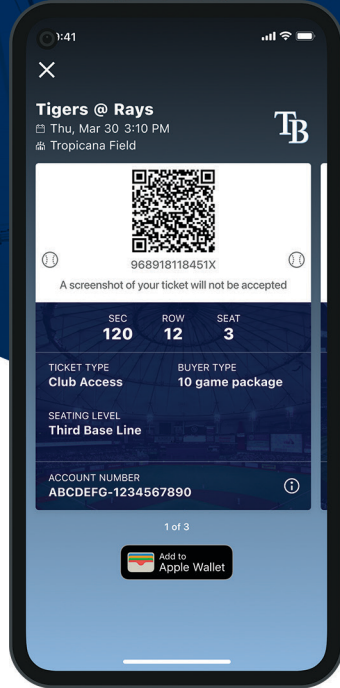
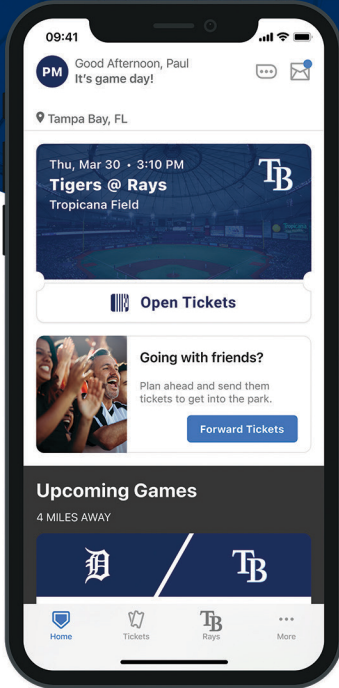
---

# RAYS NOTES

---



# THE OFFICIAL APP OF TROPICANA FIELD



## Key Features:

- Purchase, access and manage your digital tickets.
- Check-in offers, rewards, and personalized history for ballparks visited.
- Team schedule, directions and parking information, stadium features and more.
- Interactive concourse maps and directory, including food and drink menus.



# 2023 SCHEDULE TAMPA BAY RAYS



## MARCH • APRIL

SUN	MON	TUE	WED	THU	FRI	SAT
26	27	28	29	30 DET 3:10	31	1 DET 4:10
2 DET 1:10	3 WSH 7:05	4 WSH 7:05	5 WSH 1:05	6	7 OAK 6:40	8 OAK 4:10
9 OAK 1:10	10 BOS 6:40	11 BOS 6:40	12 BOS 6:40	13 BOS 1:10	14 TOR 7:07	15 TOR 3:07
16 TOR 1:37	17 CIN 6:40	18 CIN 6:40	19 CIN 12:35	20	21 CWS 6:40	22 CWS 4:05
23 CWS 2:10	24 HOU 6:40	25 HOU 6:40	26 HOU 6:40	27 CWS 7:10	28 CWS 7:10	29 CWS 7:10
30 CWS 2:10						

## MAY

SUN	MON	TUE	WED	THU	FRI	SAT
	1	2 PIT 6:40	3 PIT 6:40	4 PIT 1:10	5 NYY 6:40	6 NYY 4:10
7 NYY 1:40	8 BAL 6:35	9 BAL 6:35	10 BAL 6:35	11 NYY 7:05	12 NYY 7:05	13 NYY 1:05
14 NYY 1:35	15	16 NYM 7:10	17 NYM 7:10	18 NYM 1:10	19 MIL 6:40	20 MIL 4:10
21 MIL 1:40	22 TOR 6:40	23 TOR 6:40	24 TOR 6:40	25 TOR 1:10	26 LAD 6:40	27 LAD 4:10
28 LAD 11:35	29 CHC 2:20	30 CHC 8:05	31 CHC 2:20			

## JUNE

SUN	MON	TUE	WED	THU	FRI	SAT
				1	2 BOS 7:10	3 DH BOS 1:10
4 BOS 1:35	5	6 MIN 6:40	7 MIN 6:40	8 MIN 1:10	9 TEX 6:40	10 TEX 4:10
11 TEX 1:40	12 OAK 9:40	13 OAK 9:40	14 OAK 9:40	15 OAK 3:37	16 SD 9:40	17 SD 7:15
18 SD 4:10	19	20 BAL 6:40	21 BAL 12:10	22 KC 6:40	23 KC 6:40	24 KC 4:10
25 KC 1:40	26	27 ARI 9:40	28 ARI 9:40	29 ARI 3:40	30 SEA 10:10	

## JULY

SUN	MON	TUE	WED	THU	FRI	SAT
						1 SEA 7:15
2 SEA 4:10	3	4 PHI 4:10	5 PHI 6:40	6 PHI 6:40	7 ATL 6:40	8 ATL 7:15
9 ATL 1:40	10	11 ALL-STAR BREAK SEATTLE, WA		12	13	14 KC 8:10
16 KC 2:10	17 TEX 8:05	18 TEX 8:05	19 TEX 2:05	20 BAL 6:40	21 BAL 6:40	22 BAL 4:10
23 BAL 3:40	24	25 MIA 6:40	26 MIA 12:10	27	28 HOU 8:10	29 HOU 7:15
30 HOU 2:10	31 NYY 7:05					

## AUGUST

SUN	MON	TUE	WED	THU	FRI	SAT
		1 NYY 7:05	2 NYY 7:05	3	4 DET 6:40	5 DET 1:10
6 DET 1:40	7	8 STL 6:40	9 STL 6:40	10 STL 6:40	11 CLE 6:40	12 CLE 4:10
13 CLE 1:40	14 SF 9:45	15 SF 9:45	16 SF 3:45	17	18 LAA 9:38	19 LAA 9:07
20 LAA 4:07	21	22 COL 6:40	23 COL 6:40	24 COL 1:10	25 NYY 6:40	26 NYY 4:10
27 NYY 1:40	28	29 MIA 6:40	30 MIA 6:40	31		

## SEPTEMBER • OCTOBER

SUN	MON	TUE	WED	THU	FRI	SAT
					1 CLE 7:10	2 CLE 6:10
3 CLE 4:10	4 BOS 4:10	5 BOS 6:40	6 BOS 6:40	7 SEA 6:40	8 SEA 6:40	9 SEA 4:05
10 SEA 1:10	11 MIN 7:40	12 MIN 7:40	13 MIN 1:10	14 BAL 6:35	15 BAL 7:05	16 BAL 7:05
17 BAL 1:35	18	19 LAA 6:40	20 LAA 6:40	21 LAA 1:10	22 TOR 6:40	23 TOR 4:10
24 TOR 3:07	25	26 BOS 7:10	27 BOS 6:10	28	29 TOR 7:07	30 TOR 3:07

■ HOME GAME   ■ AWAY GAME   -DH DOUBLEHEADER

Listen to the Rays on WDAE 95.3 FM/620 AM  
(Schedule subject to change)

