

Colorado Rockies (43-117) at San Francisco Giants (79-81)

LHP Kyle Freeland (5-16, 5.00) vs. RHP Justin Verlander (3-11, 3.88)

Game #161/Home Game #80 • Saturday, September 27, 2025 • Oracle Park • 1:05 p.m. PT
NBC Sports Bay Area • KNBR 104.5 FM/680 AM • KSFN 1510 AM / 99.3 FM

▶▶ **UPCOMING PROBABLE STARTING PITCHERS & BROADCAST SCHEDULE (ALL TIMES ARE IN PACIFIC TIME)** ◀◀

Sun., Sept. 28 vs. COL 12:05 p.m. RHP McCade Brown (0-4, 7.54) vs. RHP Logan Webb (14-11, 3.30) NBCS BA
▶ All games broadcast on KNBR 104.5 FM/680 AM in English and will be broadcast in Spanish on KSFN 1510 AM / 99.3 FM



HEAD-TO-HEAD INFO

All-Time vs. Colorado: 307-230
at Oracle Park 147-77
at Coors Field 120-138

2025 vs. Colorado 9-2
at Oracle Park 4-1
at Coors Field 5-1

2025 VS. ROCKIES				
Date	H/A	W/L	Score	Rec.
5/1	COL	L	3-4	0-1
5/2	COL	W	4-0	1-1
5/3	COL	W	6-3	2-1
5/4	COL	W	9-3	3-1
6/10	at COL	W	6-5	4-1
6/11	at COL	W	10-7	5-1
6/12	at COL	L	7-8	5-2
9/1	at COL	W	8-2	6-2
9/2	at COL	W	7-4	7-2
9/3	at COL	W	10-8	8-2
9/26	COL	W	6-3	9-2
9/27	COL	--	--	--
9/28	COL	--	--	--
Total				9-2




SEPTEMBER 27, 1997

SF clinched its first NL West championship in eight years with 6-1 defeat of Padres in front of 48,179... **Rod Beck** registered the final three outs, including his strikeout of Greg Vaughn that sent Candlestick into a frenzy.

GAMEDAY INFORMATION

To access additional gameday information such as lineup sheets, pronunciation guides, headshots, audio interviews, all MLB media guides, minor league highlights and more, please scan or click the QR code below.



TODAY'S GAME: The Giants look to clinch their final series of the season with a win in today's penultimate game of 2025.

- ▶ SF is coming off winning Friday's series opener 6-3 behind a 10 strikeout game by rookie **RHP Trevor McDonald**...the 10 strikeouts by McDonald last night gave SF eight games this season in which a pitcher struck out 10 or more batters (ninth-most in MLB).
- ▶ The Giants are 4-9 in their last 13 games (started September 13), getting outscored 75-55 in that span...SF is 3-5 in its last eight home games since September 10.

DREW'S DAY: Giants **OF Drew Gilbert** celebrates his 25th birthday today.

ROCK ON: SF enters this series with a 9-2 record (.818) vs. the Rockies in 2025...SF's best season record vs. the Rockies was in 2021 when the Giants went 15-4 (.789) in 19 games vs. COL...their fewest losses in a season vs. COL is three (done in 1993, 1994 and 2024).

- ▶ SF has scored at least six runs in nine straight games vs. COL, which is SF's second longest such streak behind only an 11-gamer from September 6, 2021 through May 17, 2022.
- ▶ The Giants have a chance to join the Guardians (over the White Sox) and Dodgers (over the Rockies) as the only teams to have 11 wins vs. one opponent this season.
- ▶ SF will face Rockies starter Kyle Freeland for the fourth time this season...**IF Rafael Devers** is 2-for-4 with two homers in his career vs. Devers while **OF Heliot Ramos**, **IF Willy Adames** and **IF Wilmer Flores** all have also homered vs. Freeland.

HOME SWEET HOME: The Giants enter this series with a 40-39 record at Oracle Park this season...the .506 winning percentage at home ranks tied for 20th in MLB.

- ▶ Discounting the 2020 season, in which there were only 33 home games (19 wins) in a shortened season, SF would need to sweep this three-game series to avoid having its fewest wins at home since its ballpark-worst 35 home wins in 2019.
- ▶ Giants fans have packed Oracle Park this season, with the team's 36,077 average home attendance ranking seventh-best in the Majors this season...that average attendance is SF's best since 2018 (38,965).
- ▶ The Giants logged their 28th sellout (40,048) of the season last night...the 28 sellouts are SF's most in a season since selling out 50 games in 2017.

JV ON A SATURDAY: **RHP Justin Verlander** will make his final start of 2025...the veteran received the loss in his last start, allowing six runs (four earned) on nine hits and two walks vs. the Cardinals on September 22.

- ▶ Since August 26, Verlander is 2-1 with a 1.78 ERA (7er, 35.1ip), 31 strikeouts and a 1.22 WHIP in six starts...three of those six starts were scoreless while one had one run allowed.
- ▶ This will be Verlander's eighth career start vs. the Rockies (second this season)...he allowed two runs on five hits and a walk while striking out four in 6.1 innings on May 1 at Oracle Park (SF's one loss at home vs. COL this season).

WILLY THE KID: **IF Willy Adames** was named the 2025 Willie Mac Award winner in a pregame ceremony last night...the award, named after Hall-of-Famer **Willie McCovey**, is annually awarded to the most inspirational player on the Giants, as voted upon by Giants players, coaches, training staff, clubhouse staff, and the fans.

- ▶ He continued the celebration in his first at-bat when he hit a go-ahead two-run home run in the 1st inning last night...he is just one home run away from being the first Giant to have a 30-homer season since **Barry Bonds** in 2004.
- ▶ Adames also scored two runs last night, giving him 93 on the season...the 93 runs are the second-most by a Giants primary shortstop in the SF era (since 1958), trailing only the 114 runs scored by **Rich Aurilia** in 2001.

PEN TO PAPER: SF's bullpen tossed 2.0 shutout innings last night (1.0 each from **RHP Joel Peguero** and **RHP Ryan Walker**)...SF's 3.46 bullpen ERA (227er, 590.0ip) is on pace to be its lowest since posting a 2.97 ERA (206er, 623.2ip) in 2021.

BATTING 1ST: **OF Heliot Ramos** hit his 21st home run of the season in the 2nd inning last night...his 12 home runs this season when batting first in the lineup are the most by a Giant right-handed batter since **Bill Madlock** had 15 in 1978.










FOR 3: **OF Jung Hoo Lee** hit his 12th triple of the season, which are the most triples by a Giant since **Ángel Pagán** had 15 in 2012...Lee's 12 triples rank third-most in the Majors behind only AZ's Corbin Carroll's 17 and BOS' Jarren Duran's 13.

COACHING & MEDICAL STAFF ◀

Manager: Bob Melvin (6) **Coaches:** Ryan Christenson (52), Mark Hallberg (91), Matt Williams (9), Pat Burrell (95), Oscar Bernard (96), Damon Minor (94), J.P. Martinez (87), Garvin Alston (81), Taira Uematsu (99), Alex Burg (97), Eliezer Zambrano (98)

On-Field Training Staff: Dave Groeschner, Anthony Reyes, Ryo Watanabe

ACTIVE ROSTER (28) ◀

#	PITCHERS (14)	B-T	HT	WT	BORN	HOMETOWN
43	Beck, Tristan	R-R	6-4	203	6-24-96	Corona, CA
76	Bivens, Spencer 	R-R	6-4	217	6-28-94	State College, PA
34	Brubaker, JT	R-R	6-3	180	11-17-93	Springfield, OH
70	Buttó, José	R-R	6-1	202	3-19-98	Cumana, VZ
93	Gage, Matt	L-L	6-3	265	2-11-93	Broadalbin, NY
57	Lucchesi, Joey 	L-L	6-5	228	6-6-93	Newark, CA
72	McDonald, Trevor	R-R	6-0	201	2-26-01	Lucedale, MS
63	Peguero, Joel 	R-R	5-10	194	5-5-97	Santo Domingo, DR
38	Ray, Robbie	L-L	6-2	208	10-1-91	Brentwood, TN
77	Seymour, Carson	R-R	6-5	255	12-16-98	Temecula, CA
66	Teng, Kai-Wei	R-R	6-3	241	12-1-98	Kaohsiung City, TW
35	Verlander, Justin	R-R	6-5	240	2-20-83	Manakin Sabot, VA
74	Walker, Ryan	R-R	6-2	212	11-26-95	Arlington, WA
62	Webb, Logan	R-R	6-2	223	11-18-96	Rocklin, CA
#	CATCHERS (2)	B-T	HT	WT	BORN	HOMETOWN
14	Bailey, Patrick	S-R	6-0	225	5-29-99	Greensboro, NC
21	Knizner, Andrew 	R-R	6-1	225	2-3-95	Glen Allen, VA
#	INFIELDERS (7)	B-T	HT	WT	BORN	HOMETOWN
2	Adames, Willy 	R-R	6-0	215	9-2-95	Santiago de los Caballeros, DR
26	Chapman, Matt	R-R	6-1	225	4-28-93	Lake Forest, CA
16	Devers, Rafael	L-R	6-0	245	10-24-96	Sánchez, DR
78	Eldridge, Bryce	L-R	6-7	240	10-20-04	Vienna, VA
41	Flores, Wilmer	R-R	6-3	225	8-6-91	Valencia, VZ
50	Koss, Christian 	R-R	6-1	186	1-27-98	Riverside, CA
10	Schmitt, Casey	R-R	6-1	220	3-1-99	San Diego, CA
#	OUTFIELDERS (5)	B-T	HT	WT	BORN	HOMETOWN
59	Encarnacion, Jerar 	R-R	6-5	260	10-22-97	Bayaguana, DR
61	Gilbert, Drew	L-L	5-9	195	9-27-00	Stillwater, MN
51	Lee, Jung Hoo 	L-R	6-1	197	8-20-98	Seoul, SK
58	McCray, Grant	L-R	6-0	190	12-7-00	Lakewood Ranch, FL
17	Ramos, Heliot 	R-R	5-11	230	9-7-99	Maunabo, PR

NUMERICAL ROSTER ◀

NO.	NAME	POS
2	Adames, Willy	IF
10	Schmitt, Casey	IF
14	Bailey, Patrick	C
26	Chapman, Matt	IF
16	Devers, Rafael	IF/DH
17	Ramos, Heliot	OF
21	Knizner, Andrew	C
34	Brubaker, JT	RHP
35	Verlander, Justin	RHP
38	Ray, Robbie	LHP
41	Flores, Wilmer	IF
43	Beck, Tristan	RHP
50	Koss, Christian	IF
51	Lee, Jung Hoo	OF
57	Lucchesi, Joey	LHP
58	McCray, Grant	OF
59	Encarnacion, Jerar	IF/OF
61	Gilbert, Drew	OF
62	Webb, Logan	RHP
63	Peguero, Joel	RHP
66	Teng, Kai-Wei	RHP
70	Buttó, José	RHP
72	McDonald, Trevor	RHP
74	Walker, Ryan	RHP
76	Bivens, Spencer	RHP
77	Seymour, Carson	RHP
78	Eldridge, Bryce	IF
93	Gage, Matt	LHP

PRONUNCIATION GUIDE ◀

Willy Adames (ah-DAH-mess)

Spencer Bivens (BIV-ens)

JT Brubaker (brew-baker)

José Buttó (boo-TOH)

Jerar Encarnacion ((jer-ARR)

Andrew Knizner (KIZZ-ner)

Jung Hoo Lee (jung who)


Joey Lucchesi (loo-KAY-see)

Luis Matos (MAH-tose)


Joel Peguero (jo-EL peh-GAIR-oh)

Heliot Ramos (elliott)

Carson Whisenhunt (whiz-en-hunt)



Scan QR code or click [here](#) below for SF Giants Player Pronunciations Link: *Clicking on the speaker icon above also plays the audio pronunciation*



MAJOR LEAGUE INJURED & BEREAVEMENT LIST (6) ◀

Pos	Player	IL	Injury	Date On IL (Retro)	Eligible to Return	Games Missed	Team Record
C	Tom Murphy	60-Day	Mid-back disk herniation.	3/26	5/25	160	79-81
LHP	Erik Miller	60-Day	Left elbow sprain	8/21	10/20	33	18-15
RHP	Landen Roupp	15-Day	Left knee inflammation.	8/21	9/5	33	18-15
RHP	Randy Rodríguez	60-Day	Right elbow sprain	8/23	10/22	31	18-13
LHP	Carson Whisenhunt	15-Day	Back strain	8/28	9/12	27	14-13
1B	Dominic Smith	10-Day	Right hamstring strain.	9/13	9/23	13	4-9

PAST INJURED & BEREAVEMENT PLACEMENTS ◀

Pos	Player	IL	Injury	Date On IL (Retro)	Date Activated	Games Missed	Team Record
C	Patrick Bailey	10-Day	Neck strain.	6/8	6/18	8	4-4
IF	Matt Chapman	10-Day	Right hand inflammation.	6/9	7/5	23	9-14
IF	Matt Chapman	10-Day	Right hand inflammation.	8/13	8/23	9	2-7
OF	Jerar Encarnacion	60-Day	Left hand fracture.	3/24	6/2	59	33-26
OF	Jerar Encarnacion	10-Day	Left oblique strain.	6/17	7/4	40	15-25
OF	Jerar Encarnacion	10-Day	Right hamstring strain.	8/7	9/13	32	17-15
2B	Tyler Fitzgerald	10-Day	Left rib fracture.	5/1	5/16	13	6-7
2B	Christian Koss	10-Day	Left hamstring strain.	7/1	8/1	24	9-15
IF	Casey Schmitt	10-Day	Left oblique strain.	4/18	5/19	28	15-13
IF	Casey Schmitt	10-Day	Left hand inflammation.	6/27	7/7	10	5-5
RHP	Landen Roupp	15-Day	Right elbow inflammation.	7/23	8/7	19	6-13
RHP	Justin Verlander	15-Day	Right pectoral strain.	5/19	6/3	26	13-13
RHP	Justin Verlander	3-Day	Paternity list.	6/20	6/23	3	2-1
RHP	Ryan Walker	3-Day	Paternity list.	8/15	8/18	3	1-2

TODAY'S STARTER

JUSTIN VERLANDER

RHP

#35

2025 RECORD: 3-11, 3.88 ERA

Height/Weight: 6-5/240

Bats/Throws: R/R

Hometown: Manakin Sabot, VA

Signed Through: 2025

Age: 42 (February 20, 1983)

WITH THE GIANTS: The nine-time All-Star (2007, 2009-2013, 2018-19, 2022), three-time Cy Young Award winner (2011, 2019, 2022) and two-time World Series Champion (2017, 2022) is in his first season with the Giants after signing a one-year, \$15 million deal on January 11, 2025...it marks his 20th season in the Majors.

LAST TIME OUT: Allowed more than two runs for the first time in just over a month on Monday in the Giants’ 6-5 loss to the Cardinals to open this homestand...he permitted six runs (four earned) and did not escape the fifth inning, finishing only 4.1 frames with nine hits allowed (one homer), two walks and three strikeouts...it was his shortest outing since also working 4.1 innings back on August 21 at San Diego.

VINTAGE JV: Despite the hiccup last time out, Verlander still owns a 2.57 ERA (19er, 66.2ip) over his last 12 starts dating to July 23, eighth-best in the Majors (fourth-best in the NL) in that time...he’s allowed one earned run or fewer in eight of those 12 outings...Verlander has a 3.18 FIP in this stretch, 12th-best in the Majors (eighth-best in the NL)...more recently, Verlander has a 1.78 ERA (7er, 35.1ip) with 31 strikeouts and an opponent’s average against of .218 in his last six starts.

COMPARE & CONTRAST: Nearly every pitch in Verlander’s arsenal was hit hard last time out...Cardinals’ hitters went 4-for-7 with two XBH off his four-seamer, 2-for-7 off his slider (both doubles), 2-for-2 off his curveball and 1-for-2 off his changeup...over his five starts leading up to his last outing vs. St. Louis, batters were 8-for-44 (.182) off his fastball, 6-for-31 (.194) off his slider, 5-for-14 (.357) off his curve, 0-for-15 off the sweeper and 1-for-8 (.125) off the changeup.

START ME UP: Is slated to make his 29th start of the season today, his most in a season since his 2019 Cy Young season with Houston when he made 34 starts...the last Major Leaguer 42 years of age (or older) to make at least 29 starts in a season was R.A. Dickey in 2017 for the Braves.

LEFT ON READ: Verlander has three wins in 2025 but has been in line for seven others upon leaving the mound this year only to see them fall by the wayside...the most recent of those was in St. Louis earlier this month...in Verlander’s starts this year, the bullpen has a 3.92 ERA with nine blown saves...in all other games combined, the unit has a 3.36 ERA with 13 blown saves.

A WINDOW IN TIME: Verlander’s 265 wins are 36th-most in AL/NL history according to *Elias*...**he needs one victory to tie Bob Feller and Eppa Rixey, who are tied at 34th with 266 wins.**

VS. COLORADO: Is facing the Rockies for a second time this season...his other outing against them came here at Oracle Park on May 1 when he allowed just two runs on five hits in 6.1 innings while striking out four in his 85-pitch effort...today’s outing marks his eighth career start overall vs. the Rockies...he helped guide his team to victory in each of his first four career starts against the Rockies but his teams are winless in his last three outings against them dating to 2018 (one start apiece with Houston, the Mets and Giants).

HELP, PLZ: The 42-year-old has received 59 total runs of support in his 28 starts (3.64 run support average)...he’s received three or fewer runs of support in 22 of his 28 starts this season...the Giants are 5-17 in those contests.

ALL-TIME STARTS: Is making his 555th career start today, which will give him sole possession of 27th-most all time in AL/NL history...he’s currently tied with Eppa Rixey according to *Elias*.

VERLANDER PITCH ARSENAL / STATCAST INFO (2025)				
Pitch Type	Usage Percentage	Avg. Velo	BAA	SO
4-Seam Fastball	45.7%	93.9 mph	.280	40
Slider	23.5%	87.1 mph	.265	50
Curveball	14.7%	78.5 mph	.370	15
Changeup	8.8%	84.7 mph	.200	11
Sweeper	7.0%	80.5 mph	.043	14
Sinker	0.3%	93.3 mph	.500	0

VERLANDER VS. COLORADO (CAREER)								
Last Win: 8/30/17 at COL (w/DET) Last Loss: 8/14/18 vs. COL (w/HOU)								
	W-L	ERA	G/GS	IP	H	ER	BB	SO
2025	0-0	2.84	1/1	6.1	5	2	1	4
Career	3-1	3.13	7/7	46.0	40	16	7	42
at SF	0-0	2.84	1/1	6.1	5	2	1	4
at COL	2-0	3.60	3/3	20.0	16	8	2	16

2025 GAME-BY-GAME											
Date	Opp.	Dec	Result	IP	H	R	ER	BB	SO	HR	TP
3/29	at CIN	--	L, 2-3	5.0	6	2	2	1	5	1	83
4/4	SEA	--	W, 10-9	2.1	5	3	3	2	2	1	65
4/9	CIN	--	W, 8-6	5.2	5	6	5	3	9	0	90
4/15	at PHI	L	L, 4-6	5.2	8	4	4	3	1	1	104
4/20	at LAA	--	L, 4-5	6.0	2	1	1	2	6	1	98
4/25	TEX	L	L, 0-2	6.0	4	2	1	1	5	0	89
Mar/Apr Totals		0-2	4.70	30.2	30	18	16	12	28	4	--
5/1	COL	--	L, 3-4	6.1	5	2	2	1	4	1	85
5/6	at CHC	--	W, 14-5	5.0	5	3	3	2	3	1	82
5/12	ARI	--	L, 1-2	6.0	9	2	2	1	5	2	79
5/18	ATH	--	W, 3-2	4.0	3	2	2	5	1	0	84
May Totals		0-1	3.80	21.1	22	9	9	9	13	4	--
6/18	CLE	L	L, 2-4	4.2	7	4	3	1	6	1	83
6/24	MIA	L	L, 2-4	5.0	5	3	3	1	5	0	86
6/29	at CWS	--	L, 2-5	6.0	5	1	1	2	3	0	88
June Totals		0-2	4.02	15.2	17	8	7	4	14	1	--
7/4	at ATH	L	L, 2-11	3.0	7	6	6	1	5	0	60
7/9	PHI	L	L, 0-13	6.0	7	4	2	0	7	1	96
7/18	at TOR	L	L, 0-4	2.2	9	4	4	2	0	0	66
7/23	at ATL	W	W, 9-3	5.0	1	0	0	5	3	0	98
7/29	PIT	--	L, 1-3	5.0	6	1	1	1	7	1	94
July Totals		1-3	5.40	21.2	30	15	13	9	22	2	--
8/4	at PIT	--	L, 4-5	5.0	3	1	0	1	4	0	100
8/10	WSH	L	L, 0-8	5.0	11	5	5	1	6	1	101
8/16	TB	--	L, 1-2	7.0	2	0	0	0	8	0	88
8/21	at SD	L	L, 4-8	4.1	6	7	6	1	4	0	91
8/26	CHC	W	W, 5-2	6.0	7	2	2	2	5	0	101
8/31	BAL	W	W, 13-2	5.0	3	0	0	4	10	0	121
August Totals		2-2	3.62	32.1	32	15	13	9	37	1	--
9/6	at STL	--	L, 2-3	6.0	3	0	0	0	6	0	88
9/12	LAD	--	W, 5-4	7.0	4	1	1	4	4	1	105
9/17	at ARI	--	W, 5-1	7.0	3	0	0	2	3	0	107
9/22	STL	L	L, 5-6	4.1	9	6	4	2	3	1	84
9/27	COL	--									
Sept. Totals		0-0	1.85	24.1	19	7	5	8	16	2	--

ALL-TIME STRIKEOUTS: Enters today with 3,546 strikeouts in his career, eighth-most in AL/NL history (according to *Elias*)...next up is Don Sutton in seventh with 3,574.

Most Strikeouts in MLB History (<i>Elias</i>)					
Player	Strikeouts	Player	Strikeouts	Player	Starts
Nolan Ryan	5,714	Bert Blyleven	3,701	Gaylord Perry	3,534
Randy Johnson	4,875	Tom Seaver	3,640	Walter Johnson	3,515
Roger Clemens	4,672	Don Sutton	3,574		
Steve Carlton	4,136	Justin Verlander	3,546		

GIANTS MONTHLY STARTER BREAKDOWN											
March/April			May			June			July		
Record	9-9		Record	9-11		Record	7-7		Record	6-10	
ERA	4.40		ERA	2.77		ERA	3.94		ERA	4.77	
ERA Rank	21st		ERA Rank	2nd		ERA Rank	9th		ERA Rank	23rd	
Strikeouts	173		Strikeouts	146		Strikeouts	142		Strikeouts	111	
Walks	69		Walks	40		Walks	50		Walks	56	
HR Allowed	16		HR Allowed	11		HR Allowed	17		HR Allowed	14	
BAA	.261		BAA	.238		BAA	.249		BAA	.266	
August			September								
Record	8-10		Record	6-7							
ERA	4.91		ERA	4.45							
ERA Rank	21st		ERA Rank	20th							
Strikeouts	129		Strikeouts	116							
Walks	47		Walks	37							
HR Allowed	19		HR Allowed	10							
BAA	.260		BAA	.267							

GIANTS MONTHLY BULLPEN BREAKDOWN

March/April		May		June		July		August		September	
Record	10-4	Record	4-3	Record	6-7	Record	3-5	Record	6-4	Record	5-5
ERA	2.52	ERA	2.43	ERA	3.97	ERA	4.09	ERA	3.69	ERA	4.62
ERA Rank	2nd	ERA Rank	2nd	ERA Rank	17th	ERA Rank	15th	ERA Rank	10th	ERA Rank	21st
Sv/Sv Opp	10/15	Sv/Sv Opp	6/10	Sv/Sv Opp	8/13	Sv/Sv Opp	2/4	Sv/Sv Opp	6/9	Sv/Sv Opp	7/11
Strikeouts	10	Strikeouts	84	Strikeouts	76	Strikeouts	100	Strikeouts	90	Strikeouts	70
Walks	33	Walks	31	Walks	41	Walks	30	Walks	34	Walks	33
HR Allowed	8	HR Allowed	6	HR Allowed	9	HR Allowed	13	HR Allowed	8	HR Allowed	9
BAA	.197	BAA	.194	BAA	.253	BAA	.255	BAA	.258	BAA	.273

#43 TRISTAN BECK ▶ RHP

Pitch Arsenal: 4-Seam FB, Slider, Curveball, Sweeper
Last Game: 9/24 vs. STL; SV, 1.0ip, h (11 pitches)

- ▶ Owns a 3.29 ERA (5er, 13.2ip) with 10 strikeouts and two walks in six games this month.
- ▶ Is holding left-handed batters to a .204 clip (20x98).
- ▶ Posted a 6.48 ERA (12er, 16.2ip) with 16 strikeouts and a .258 opponent average across nine appearances in August.
- ▶ Batters are 9-for-62 (.145) with 17 strikeouts off his sweeper.
- ▶ Has recorded at least four outs in 18 of 29 MLB games this season...pitched 2.0 innings in 11 of 19 games at Triple-A.

#76 SPENCER BIVENS ▶ RHP (BIV-ens)

Pitch Arsenal: Sinker, Cutter, Changeup, Slider
Last Game: 9/23 vs. STL; 0.1ip, h, r, er, hr (14 pitches)

- ▶ Has a 3.20 ERA (9er, 25.1ip) in his last 17 games dating to July 30.
- ▶ His 52 appearances this season are approaching his pro career high from last season (54 between Triple-A and SF).
- ▶ Recorded at least four outs in 25 of his 52 games this year...has thrown 2.0+ innings in 17 of his 52 games.
- ▶ Opponents are hitting .333 (32x96) off him with RISP.
- ▶ Originally signed by SF in 2022 out of the Independent Atlantic League...Bivens' career arc took him through France, the Czech Republic and multiple Indy ball teams before signing with SF.

#34 JT BRUBAKER ▶ RHP (BROO-bay-kerr)

Pitch Arsenal: Sinker, Slider, Changeup, Curveball, 4-Seam FB
Last Game: 9/24 vs. STL; GS, 4.0ip, 4h, 2r, 2er, bb, 4k (68 pitches)

- ▶ Started Wednesday's game for SF...it marked his first MLB start since October 4, 2022 vs. St. Louis (with Pittsburgh).
- ▶ Prior to this year, Brubaker had been used primarily as a starter in his pro career...112 of his 118 minor league appearances were as a starter...62 of his 80 MLB appearances have come as a starter.
- ▶ Hasn't allowed a HR in his last 31.1 innings dating to Oct. 4, 2022.
- ▶ Selected from Triple-A Sacramento on September 1 and has made five appearances with SF this year (12.2ip, 13h, 6r, 6er, 3bb, 12k).
- ▶ Started the season with the Yankees organization and began the year on the IL with broken ribs...made six starts on a rehab assignment and then appeared in 12 games with New York (3.38 ERA, 6er, 16.0ip) before being designated for assignment on Aug. 5...signed a minor league contract w/SF Aug. 13.
- ▶ Went 1-0 with a 1.64 ERA (2er, 11.0ip) in three games/two starts with Triple-A Sacramento.
- ▶ Missed all of 2023 and most of 2024 while recovering from Tommy John surgery.

#70 JOSÉ BUTTÓ ▶ RHP (boo-TOH)

Pitch Arsenal: 4-Seam FB, Slider, Sinker, Changeup, Sweeper
Last Game: 9/24 vs. STL; W, BS, 0.2ip, bb, k (13 pitches)

- ▶ Has made 20 appearances with SF, logging 4.66 ERA (10er, 19.1ip).
- ▶ Batters are 11x32 (.344) off him this month with five XBH.
- ▶ Buttó's 54 appearances this year are by far a career-high after being used as a primarily as a starter prior to last season.
- ▶ Allowed eight of 16 inherited runners to score since joining SF.
- ▶ Acquired on July 30 from the Mets as part of the return package for RHP Tyler Rogers.

#93 MATT GAGE ▶ LHP

Pitch Arsenal: Slider, 4 Seam FB, Sinker, Changeup, Curveball, Sweeper
Last Game: 9/24 vs. STL; 0.1ip, 2h, r, er, k (12 pitches)

- ▶ Has given up six runs on nine hits and three walks (2.25 WHIP) over his last seven outings (5.1ip) for a 10.13 ERA...had a 2.25 ERA in 20 outings prior (20.0ip) since joining SF on July 18.
- ▶ Has a 8.03 ERA (11er, 12.1ip) in his last 17 outings dating to August 15 (20 hits, seven walks, 14 strikeouts, .357 BAA).
- ▶ Hasn't allowed a HR in his last 33.2 innings dating to June 11, 2023.
- ▶ Has allowed nine of his 19 inherited runners to score since joining SF after the All-Star break (selected from Triple-A on July 18).
- ▶ Served as the opener twice for SF...has worked 2.0 hitless, scoreless innings with two strikeouts in the two starts.
- ▶ Signed a minor league deal with SF on July 2 after spending the majority of the season in the Detroit organization.

#57 JOEY LUCCHESI ▶ LHP (loo-KAY-see)

Pitch Arsenal: 4-Seam FB, Cutter, Churve, Splitter, Sinker
Last Game: 9/23 vs. STL; 0.2ip, 2h, 3r, 3er, bb, k, hr (27 pitches)

- ▶ Allowed six runs (five earned) over his last five games dating to Sept. 15...all of the runs have come in two of those five outings.
- ▶ Overall, has appeared in 38 games for SF, allowing 17 runs (16er) in 38.1 innings (3.76 ERA) with 31 strikeouts and 12 walks since having his contract selected from Triple-A on June 15.
- ▶ Is working exclusively out of the 'pen for the first time in his career.
- ▶ Opponents have a 31.7% hard hit rate off him this season, his lowest in a full season and down from 54.8% last year with NYM.

#72 TREVOR McDONALD ▶ RHP

Pitch Arsenal: 4-Seam FB, Sinker, Curveball, Changeup
Last Game: 9/26 vs. COL; W, 7.0ip, 5h, 3r, 3er, 10k, hr (89 pitches) (GS)

- ▶ Made his second career start last night...earned his first career win and recorded the first double digit strikeout game of his career.
- ▶ Became one of five Giants in the SF era to have a 10+ strikeout game in career game No. 4 or fewer, joining **Kyle Harrison** (2023), **Tim Lincecum** (2007), **Shawn Estes** (1996) and **Juan Marichal** (1960).
- ▶ Made his first MLB start last Sunday at LAD...joined **Justin Verlander** as the only two Giants this season to pitch at least 6.0 innings and allow zero or one run in a start against LAD this year.
- ▶ Had spent majority of this season with Triple-A Sacramento, going 9-9 with a 5.31 ERA (84er, 142.1ip) in 29 games/24 starts...he registered 144 strikeouts against 62 walks.

#63 JOEL PEGUERO ▶ RHP (jo-EL peh-GAIR-oh)

Pitch Arsenal: 4 Seam FB, Sinker, Slider, Changeup
Last Game: 9/26 vs. COL; 1.0ip, h, k (14 pitches)

- ▶ Had his contract selected from Triple-A on August 21.
- ▶ Has been touched for seven runs (six earned) on eight hits (6.75 ERA), five walks and two homers in his last seven appearances.
- ▶ In 16 games with SF he's struck out 17, walked seven and allowed six earned runs in 21.1 innings (2.53 ERA).
- ▶ Has thrown 105 pitches at 100 mph or faster (out of 306 pitches).
- ▶ Made his Major League debut on August 21 in San Diego.

#77 CARSON SEYMOUR ▶ RHP

Pitch Arsenal: 4-Seam FB, Sinker, Curveball, Slider, Changeup
Last Game: 9/24 vs. STL; 3.0ip, bb, 4k (42 pitches)

- ▶ Is back in the bullpen after making three turns through the rotation...had an 8.68 ERA (9er, 9.1ip) in the three starts.
- ▶ Has pitched to a 3.38 ERA (10er, 26.2ip) in 13 games out of the bullpen for SF at the MLB level this year.
- ▶ Also has fared much better on the road (3.18 ERA in seven games, one start) than at home (6.16 ERA in nine games, two starts).
- ▶ Permitted nine homers in 36.0 innings with SF this year.

#74 RYAN WALKER ▶ RHP

Pitch Arsenal: Sinker, Slider
Last Game: 9/26 vs. COL; Sv, 1.0ip, 2k (14 pitches)

- ▶ Allowed six runs on 13 hits (.371 BAA) in 7.2 innings (10 games) this month (7.04 ERA)...is 0-3-5 in that time.
- ▶ This season he's converted 17-of-24 save opportunities and has a 7.21 ERA (17er, 21.2ip) in save situations.
- ▶ Has been more effective at home (2.08 ERA and a .209 BAA in 33g) compared to the road (5.87 ERA and a .285 BAA in 34g).
- ▶ Has stranded 15 of his 23 inherited runners this season.

GIANTS BULLPEN PITCHES THROWN - LAST 5 DAYS

Pitcher	Fri	Thur	Wed	Tues	Mon
Tristan Beck (R)	--	--	11	--	33
Spencer Bivens (R)	--	--	--	14	--
JT Brubaker (R)	--	--	68 (GS)	--	--
José Buttó (R)	--	--	13	--	--
Matt Gage (L)	--	--	--	--	9
Joey Lucchesi (L)	--	--	12	27	--
Trevor McDonald (R)	89 (GS)	--	--	--	--
Joel Peguero (R)	14	--	--	7	11
Carson Seymour (R)	--	--	42	--	--
Ryan Walker (R)	14	--	--	27	--

BATTERS INFORMATION

#2 WILLY ADAMES ▶ IF (ah-DAH-mess)

Yesterday: 1x3, 2r, hr, 2rbi, hbp, bb, k **Hit Streak:** 3 (4x13)
STL Series: 3x14, r, 2b, rbi, 2k, sb, cs (3g) **Last HR:** 9/26 vs. COL
Homestand: 4x17, 3r, 2b, hr, 3rbi, hbp, bb, 3k, sb, cs (4g)

- ▶ Is 10-for-his-last-54 (.185) with five RBI in his last 15 games dating to September 10 but has four hits in his last 13 at-bats.
- ▶ Leads the club with 29 home runs and 12 stolen bases...could become the first shortstop to lead the Giants in both categories in a season since **George Davis** in 1897.
- ▶ His 29 HRs are the most by a Giants' RHB since **Jeff Kent**'s 37 in 2002.
- ▶ Needs one homer to become the first Giant with 30 HRs since **Barry Bonds** in 2004.
- ▶ His 24 homers since June 10 are fourth-most in the NL in that span.
- ▶ His 29 homers as a shortstop are second-most in the Majors this season behind Francisco Lindor (30)...his 86 RBI are third most.
- ▶ Hitting .405 (15x37) with six HRs and 14 RBI in 11g vs. COL this year.
- ▶ Appeared in 158 of SF's 160 games this season.

#14 PATRICK BAILEY ▶ C

Yesterday: 0x4 **Hit Streak:** -1 (0x4)
STL Series: 4x8, 3r, 2b, 2rbi (3g) **Last HR:** 9/12 vs. LAD
Homestand: 4x12, 3r, 2b, 2rbi (4g)

- ▶ Is 8-for-28 (.286) with three RBI in his last nine games.
- ▶ Is 20x69 (.290) with 14 runs and four HRs in 23g this month.
- ▶ Very well could win his second Gold Glove this year...behind the plate, Bailey leads MLB with +25 Catcher Framing Runs overall...he's worth +14 on balls outside the zone (turning them into strikes), nearly twice as many as any other catcher, and +11 in the strike zone (keeping strikes a strike).
- ▶ Also ranks among MLB's best in Defensive Runs Saved (+19, 1st), shadow strike rate (47.7%, 2nd) and pop time to 2B (1.86s, T-1st).

#26 MATT CHAPMAN ▶ IF

Yesterday: 1x4, bb **Hit Streak:** 3 (3x12)
STL Series: 2x8, 2r, 2b, rbi, 2k, sf (2g) **Last HR:** 9/8 vs. ARI
Homestand: 3x12, 2r, 2b, rbi, bb, 2k, sf (3g)

- ▶ Lined the 1,000th hit of his career with a 5th inning single last night.
- ▶ Is just 5x40 (.125) in his last 11 games with 12 strikeouts.
- ▶ His 48 homers are tied with **Johnny Mize** for fourth-most through a Giants' first two seasons with the team (*Stats, LLC*).
- ▶ Since the start of last season, the Giants are 59-24 when Chapman records an RBI in a game and 34-10 when he homers.

#16 RAFAEL DEVERS ▶ IF

Yesterday: 1x2, r, 2b, 3bb **Hit Streak:** 6 (6x22)
STL Series: 3x12, 2r, 2hr, 2rbi, 2bb, 4k (3g) **Last HR:** 9/24 vs. STL
Homestand: 4x14, 3r, 2b, 2hr, 2rbi, 5bb, 4k (4g)

- ▶ Lined his first career Splash Hit on Wednesday (108th by a Giant).
- ▶ Hitting .195 (17x87) in 23g this month but is 6-for-his-last-22.
- ▶ Is one of five players this year w/100 RBI and 100 BBs (also: Schwarber, Judge, Soto, Ohtani)...Devers was first to do it this season.
- ▶ Is averaging career-bests in walk rate (15.5%) & hard hit rate (55.7%).

#78 BRYCE ELDRIDGE ▶ IF

Yesterday: 0x2, rbi, bb, 2k, sf **Hit Streak:** -1 (0x2)
STL Series: 2x9, 2b, 3bb, 3k (3g) **Last HR:** --
Homestand: 2x11, 2b, rbi, 4bb, 5k, sf (4g)

- ▶ Recorded his first career multi-hit game on Wednesday.
- ▶ 10 of Eldridge's 15 batted balls w/SF have been hit 99mph or higher...nine of the 15 have been 100 mph or greater.
- ▶ Made his home debut Monday...at 20 years and 337 days old, he was the youngest SF position player to play at Oracle Park and youngest SF player since **Madison Bumgarner** (20yr, 330d) on June 27, 2010.
- ▶ Collected his first MLB hit Saturday with a three-run double in 1st inning...became the first Giants player to have a three-run double as his first career hit since RBI became official in 1920.
- ▶ 20-year-old was selected to the ML roster on Sept. 15.
- ▶ Became the youngest Giant to make his MLB debut (20 years, 330 days) since **Madison Bumgarner** did so at 20y, 38d on Sept. 8, 2009.
- ▶ SF's top prospect is the #13 overall prospect according to *MLB Pipeline* and the game's #19 prospect according to *Baseball America*.
- ▶ In 66 games at Triple-A this year he slashed .249/.322/.514 (.836 OPS) with 13 doubles, 18 homers and 63 RBI.
- ▶ He owned a 63.5% hard-hit rate at AAA this season, tops in Triple-A among players with at least 250 plate appearances.

#59 JERAR ENCARNACION ▶ IF/OF

Yesterday: -- **Hit Streak:** -1 (0x4)
STL Series: 0x4, 2k (1g) **Last HR:** 8/6 at PIT
Homestand: 0x4, 2k (1g)

- ▶ Is 6x23 (.261) with two doubles and five RBI in eight games since coming off the IL on September 13 (right hamstring strain).
- ▶ Missed 131 games across three IL stints this season...missed the first 59g w/a left hand fracture & 40g with a left oblique strain (6/17-8/8).

#41 WILMER FLORES ▶ IF

Yesterday: -- **Hit Streak:** -2 (0x2)
STL Series: 0x2, 2k (2g) **Last HR:** 9/16 at ARI
Homestand: 0x2, 2k (2g)

- ▶ His 71 RBI match his career-high from 2022.
- ▶ Is 6x17 with two doubles, four RBI and a walk as a pinch hitter.
- ▶ Batting .333 (36x108) with seven HRs and 58 RBI with RISP...the .333 average w/ RISP is tied for seventh-best in the NL.
- ▶ SF is 31-13 this season when he has an RBI & 11-3 when he homers.

#61 DREW GILBERT ▶ OF

Yesterday: 0x0 off the bench **Hit Streak:** -1 (0x4)
STL Series: 1x10, r, bb, 2k (3g) **Last HR:** 9/3 at COL
Homestand: 1x10, r, bb, 2k (3g)

- ▶ Is 7x52 (.135) in last 19 games dating to Sept. 2.
- ▶ Is 19x98 (.194) with nine XBHs & 13 RBI in 37 games w/SF.
- ▶ His jumps in the OF have registered at 2.2 feet above MLB average.
- ▶ Acquired from the Mets on July 30 in the RHP Tyler Rogers trade.

#21 ANDREW KNIZNER ▶ C (KIZZ-ner)

Yesterday: -- **Hit Streak:** 1 (1x2)
STL Series: 1x2, 3b, 2rbi, bb, sf (1g) **Last HR:** 6/13 at LAD
Homestand: 1x2, 3b, 2rbi, bb, sf (1g)

- ▶ Lined his first career triple on Wednesday.
- ▶ Is 14x46 (.304) with seven runs and four RBI in his last 21 games.
- ▶ Is 17x75 (.227) with a homer and three RBI in 32g for SF (27 starts).

#50 CHRISTIAN KOSS ▶ IF (KAWSS)

Yesterday: -- **Hit Streak:** 4 (5x11)
STL Series: 2x6, 3r, rbi, 2bb, sb (3g) **Last HR:** 8/5 at PIT
Homestand: 2x6, 3r, rbi, 2bb, sb (3g)

- ▶ Is 11x31 (.355) in his last 13 games.
- ▶ Owns an .823 OPS with seven XBH and 17 RBI in 38 home games...has a .563 OPS with five XBH and six RBI in 35 road games.
- ▶ Has appeared in games at 2B (45), 3B (13), SS (6) and pitcher (4).

#51 JUNG HOO LEE ▶ OF (jung who)

Yesterday: 3x4 r, 3b **Hit Streak:** 3 (5x12)
STL Series: 2x8, 2b, rbi, 2k (2g) **Last HR:** 9/8 vs. ARI
Homestand: 5x12, r, 2b, 3b, rbi, 2k (3g)

- ▶ Is 7-for-20 (.350) in his last 5 games...was hitless in 20 at-bats prior.
- ▶ Is the fifth Giant in SF history with 30+ 2B and 10+ 3B in a season.
- ▶ When Lee scores a run this year SF is 38-17.
- ▶ His 12 triples are third-most in MLB and most by a Giant in a single season since **Ángel Pagán** had 15 in 2012.
- ▶ His 11.3% strikeout rate ranks in the top 5% of MLB.
- ▶ Played in 148 games, the most he's played in his career (incl. KBO).

#58 GRANT McCRAY ▶ OF

Yesterday: 0x2, r, 2bb, k **Hit Streak:** -7 (0x16)
STL Series: 0x0 (2g) **Last HR:** 9/7/24 at SD
Homestand: 0x2, r, 2bb, k (3g)

- ▶ Recalled from Triple-A on Sept. 1...made his first start since then last night and appeared in 9g for defense.
- ▶ His 101.7 mph outfield assist in the 10th inning on Sept. 12 was the hardest thrown OF assist by a Giant in the *Statcast* era (since 2015).
- ▶ Hit .250 (111x444) with 19 doubles, five triples, 15 home runs, 71 RBI and 55 walks in 110 games with the River Cats this year.

#17 HELIOT RAMOS ▶ OF (Elliott)

Yesterday: 1x5, r, hr, 3rbi **Hit Streak:** 4 (6x20)
STL Series: 5x15, 3r, 2hr, 4rbi, 3k (3g) **Last HR:** 9/26 vs. COL
Homestand: 6x20, 4r, 3hr, 7rbi, 3k (4g)

- ▶ Is the first Giant to hit 21 homers as a LF since **Barry Bonds** in 2007...his 41 multi-hit games are most by a Giant since **Posey** in 2017 (47).
- ▶ Homered in four of his last seven games.
- ▶ Worth -9 outs above average in LF, the second-worst mark among left fielders in MLB...his nine errors are most by a LF in MLB.
- ▶ 16 of his 21 homers have come vs. RHP.
- ▶ Has started 154 of the SF's 160 games, 151 in LF and three as DH.
- ▶ His 17 HBPs are fifth-most in MLB.
- ▶ Has five leadoff homers this season...is one of two in SF history to have 5+ leadoff HR in same season as a RH batter, joining **Bobby Bonds** who did so three times (11, 1973; 5, 1969; 5, 1970).

#10 CASEY SCHMITT ▶ IF

Yesterday: 0x4 **Hit Streak:** -1 (0x4)
STL Series: 4x8, 2r, 2b, 2k (2g) **Last HR:** 9/15 at ARI
Homestand: 4x12, 2r, 2b, 2k (3g)

- ▶ Is 7x38 (.184) in his past 11 games but is 4-for-his-last-12.
- ▶ Is batting .250 (17x68) with five HRs and 31 RBI w/RISP.
- ▶ Has a .768 OPS against RHPs with 10 homers and a .565 OPS vs. LHP with one homer.
- ▶ Has made 85 starts (12 at 1st, 48 at 2B, 23 at 3rd, 1 at SS, 1 at DH).

GIANTS RUN INFORMATION										
Team	1	2	3	4	5	6	7	8	9	10+
Giants	91	69	76	75	84	100	63	56	55	28
Opponents	74	74	82	68	111	94	60	53	51	14

WALK-OFF WINS (11)		
Player	Date	Play Result
Willy Adames	4/4 vs. SEA	Single
Wilmer Flores	4/6 vs. SEA	Single
Mike Yastrzemski	4/9 vs. CIN	Home Run
Patrick Bailey	4/26 vs. TEX	Single
Heliot Ramos	4/27 vs. TEX	Single
Wilmer Flores	5/17 vs. ATH	Walk
Tyler Fitzgerald	6/6 vs. ATL	Wild Pitch
Matt Chapman	6/7 vs. ATL	Home Run
Patrick Bailey	7/8 vs. PHI	Home Run
Jung Hoo Lee	8/28 vs. CHC	Single
Patrick Bailey	9/12 vs. LAD	Home Run

WALK-OFF LOSSES (7)		
Player	Date	Play Result
Jo Adell	4/20 at LAA	Double
DaShawn Keirse y Jr.	5/11 at MIN	Single
Orlando Arcia	6/12 at COL	Single
Isiah Kiner-Falefa	8/4 at PIT	Fielder's Choice
William Contreras	8/22 at MIL	Home Run
Jordan Walker	9/6 at STL	Double
Jordan Lawlar	9/16 at AZ	Single

CAREER GAME-ENDING HITS & WALK-OFF RBI		
Player	Hits (Last)	RBI (last)
Adames	6 (4/4/25 vs. SEA, 1B)	6 (4/4/25 vs. SEA, 1B)
Bailey	6 (9/12/25 vs. LAD, GSHR)	6 (9/12/25 vs. LAD, GSHR)
Chapman	4 (6/7/25 vs. ATL, HR)	4 (6/7/25 vs. ATL, HR)
Devers	5 (5/24/25 vs. BAL)	5 (5/24/25 vs. BAL)
Encarnacion	--	--
Flores	9 (4/6/25 vs. SEA, 1B)	14 (5/17/25 vs. ATH, BB)
Knizner	--	--
Koss	--	--
Lee	1 (8/28/25 vs. CHC, 1B)	1 (8/28/25 vs. CHC, 1B)
Ramos	--	--
Smith	2 (6/25/21 vs. PHI, 1B)	2 (6/25/21 vs. PHI, 1B)

GIANTS CAREER MILESTONES TRACKER			
Player	Stat	Total	Approaching
Adames	Doubles	194	200
Bivens	Strikeouts	94	100
Buttó	Games	94	100
Devers	Doubles	287	300
Knizner	RBI	90	100
Ramos	Hits	298	300
Ramos	Walks	94	100
Webb	Strikeouts	986	1,000

CATCHER'S LOG					
Catcher	Inn	CS	SB	CS%	PB
Patrick Bailey	1020.2	27	60	31.0%	8
Andrew Knizner	225.0	4	14	22.2%	0
Sam Huff	148.1	7	17	29.2%	1
Logan Porter	21.2	0	0	-	0
Total	1415.2	38	91	29.5%	9

OUTFIELD ASSISTS (24)	
Player	Total
Mike Yastrzemski	9
Jung Hoo Lee	7
Heliot Ramos	5
Jerar Encarnacion	1
Drew Gilbert	1
Grant McCray	1

2025 INSTANT REPLAY INFORMATION				
Team	Challenges	Won	Lost	Rate
Giants	45	26	19	58%
Opponents	42	24	18	57%

GIANTS EJECTIONS (7)		
Date	Player/Coach	Umpire
5/11 @ MIN	Bob Melvin	Ramon De Jesus
5/27 @ DET	Bob Melvin	Tony Randazzo
6/30 @ AZ	Bob Melvin	Quinn Wolcott
7/20 @ TOR	Justin Verlander	Chad Whitson
9/2 @ COL	Matt Chapman	Phil Cuzzi
9/2 @ COL	Willy Adames	Phil Cuzzi
9/3 @ COL	Bob Melvin	Dan Bellino

2025 GIANTS RECORD WHEN...			
Overall	79-81	Series Opener at Home.....	12-14
Home.....	40-39	Series Opener on Road.....	13-13
Road.....	39-42	By Series.....	24-24-3
Day.....	32-33	By Home Series.....	11-13-1
Night.....	47-48	By Road Series.....	13-11-2
Current Streak.....	W2	Rubber Games.....	13-9
Last 5 Games.....	3-2	Sweeps/Were Swept.....	6-8
Last 10 Games.....	4-6	Scored First.....	54-31
March.....	3-1	Opponent Scored First.....	25-50
April.....	16-11	1-run games.....	27-30
May.....	13-14	1 or 2 run games.....	40-50
June.....	13-14	Comeback Wins.....	37-38
July.....	9-15	Last AB Wins.....	23-14
August.....	14-14	Walkoff Wins.....	11-7
September.....	11-12	Extra Innings.....	9-6
Vs. LHSP.....	16-28	Led After 6.....	56-10
Vs. RHSP.....	63-53	Led After 7.....	58-8
Series Opener.....	25-27	Led After 8.....	62-6
Tied After 6.....	10-11	Hit 2+ HR.....	36-9
Tied After 7.....	9-8	Scored 3 or Fewer Runs.....	17-54
Tied After 8.....	11-5	Scored 4 or More Runs.....	62-27
Behind After 6.....	12-60	Scored 5 or More Runs.....	49-17
Behind After 7.....	11-65	Allowed 3 or Fewer Runs.....	57-24
Behind After 8.....	5-70	Allowed 4 or More Runs.....	22-57
Division Games.....	22-28	Allowed 5 or More Runs.....	14-48
Vs. Other Divisions.....	57-53	More Hits than Opponent.....	46-15
Vs. A.L. Teams.....	24-24	Fewer Hits than Opponent.....	27-62
Vs. N.L. Teams.....	55-57	Committed No Errors.....	52-36
Vs. A.L. East.....	7-8	Committed 1 or More Errors... ..	27-45
Vs. A.L. Central.....	3-12	Before All-star Game.....	52-45
Vs. A.L. West.....	14-4	After All-star Game.....	27-36
Vs. N.L. East.....	16-15	Starter Goes at least 5 inn.....	65-44
Vs. N.L. Central.....	17-14	Starter Goes at least 6 inn.....	35-31
Vs. N.L. West.....	22-28	Starter Goes at least 7 inn.....	16-8
Hit 0 HR.....	19-36		
Hit 1+ HR.....	60-45		

HOME RUN BREAKDOWNS

Player	Total	RUNNERS ON				SPLITS				SCORE			STATCAST MAX			
		0	1	2	3	vL	vR	Home	Away	Tied Game	Go Ahead	Team W-L	EV (mph)	Distance (ft)	Bat Speed (mph)	Last HR
Willy Adames	29	21	7	1	-	10	19	12	17	2	13	15-10	110.2	452	76.3	9/26 vs. COL
Patrick Bailey	6	3	1	1	1	1	5	5	1	-	2	5-1	106.5	414	75.6	9/12 vs. LAD
Matt Chapman	21	9	10	1	1	3	18	12	9	1	5	14-5	110.7	450	83.3	9/8 vs. AZ
Rafael Devers	19	13	3	3	-	4	15	10	9	2	8	11-6	114.5	438	81.2	9/24 vs. STL
Bryce Eldridge	-	-	-	-	-	-	-	-	-	-	-	-	-	-	-	-
Jerar Encarnacion	2	2	-	-	-	1	1	-	2	1	-	2-0	111.4	442	79.0	8/6 @ PIT
Wilmer Flores	16	7	4	4	1	6	10	7	9	2	7	11-3	106.8	413	70.3	9/16 @ AZ
Drew Gilbert	3	2	1	-	-	-	3	1	2	-	-	3-0	109.8	407	73.8	9/3 @ COL
Andrew Knizner	1	1	-	-	-	1	-	-	1	-	-	1-0	106.5	397	73.5	6/13 @ LAD
Christian Koss	3	-	2	-	1	-	3	2	1	-	2	2-1	107.6	419	77.1	8/5 @ PIT
Jung Hoo Lee	8	2	3	3	-	3	5	3	5	-	3	5-2	105.4	406	78.1	9/8 vs. AZ
Grant McCray	-	-	-	-	-	-	-	-	-	-	-	-	-	-	-	-
Heliot Ramos	21	13	7	1	-	5	16	11	10	-	9	10-11	112.8	439	81.2	9/26 vs. COL
Casey Schmitt	11	6	1	2	2	1	10	2	9	1	1	8-3	111.6	423	81.4	9/15 @ AZ
Team Totals	170	96	48	20	6	43	127	77	93	-	-	-	114.5	452	83.3	-
Opponent Totals	140	82	45	12	1	37	103	74	66	-	-	-	115.4	484	85.6	-

2-HOMER GAMES (10)

Player (Career)	Date
Jung Hoo Lee (1)	4/13 @ NYY
Willy Adames (8)	5/4 vs. COL
Wilmer Flores (10)	5/16 vs. ATH
Willy Adames (9)	7/19 at TOR
Rafael Devers (20)	7/23 at ATL
Matt Chapman (13)	7/27 vs. NYM
Willy Adames (10)	8/22 at MIL
Rafael Devers (21)	8/27 vs. CHC
Willy Adames (11)	8/28 vs. CHC
Matt Chapman (14)	9/3 at COL

3-HOMER GAMES (1)

Player (Career)	Date
Wilmer Flores (1)	5/16 vs. ATH

GRAND SLAMS (6)

Player (Career)	Date
Matt Chapman (3)	5/3 vs. COL
Wilmer Flores (7)	5/16 vs. ATH
Christian Koss (1)	5/13 vs. AZ
Casey Schmitt (1)	6/13 @ LAD
Casey Schmitt (2)	6/14 @ LAD
Patrick Bailey (1)	9/12 vs. LAD (wo)

LEADOFF HOME RUNS (8)

Player (Career)	Date
Heliot Ramos (1)	5/1 vs. COL
Heliot Ramos (2)	5/18 vs. ATH
Mike Yastrzemski (6)	6/25 vs. MIA
Mike Yastrzemski (7)	7/2 at AZ
Heliot Ramos (3)	8/18 at SD
Jung Hoo Lee (2)	8/19 at SD
Heliot Ramos (4)	9/19 at LAD
Heliot Ramos (5)	9/22 vs. STL

WALK-OFF HOME RUNS (4)

Player (Career)	Date
Mike Yastrzemski (5)	4/9 vs. CIN
Matt Chapman (3)	6/7 vs. ATL
Patrick Bailey (3)	7/8 vs. PHI (IP)
Patrick Bailey (4)	9/12 vs. LAD (GS)

BACK-TO-BACK HOMERS (4)

Player	Date
Gilbert/Fitzgerald	8/17 vs. TB
Ramos/Devers	8/18 at SD
Devers/Adames	8/21 at SD
Devers/Adames	9/5 at STL

SPLASH HIT HOME RUNS (3)

Player (Career)	Date
Mike Yastrzemski (7)	4/9 vs. CIN (10th)
Dominic Smith (1)	8/29 vs. BAL (4th)
Rafael Devers (1)	9/24 vs. STL (3rd)

PINCH-HIT HOMERS (3)

Player (Career)	Date
LaMonte Wade Jr. (2)	4/2 @ HOU
Daniel Johnson (2)	6/15 @ LAD
Luis Matos (1)	7/13 vs. LAD

INSIDE-THE-PARK HOMERS (1)

Player (Career)	Date
Patrick Bailey (1)	7/8 vs. PHI (WO)

TOP-5 HR BY EXIT VELOCITY (MPH)

PLAYER	STAT	DATE
Rafael Devers	114.5	9/1 @ COL
Heliot Ramos	112.8	5/1 vs. COL
Casey Schmitt	111.6	6/22 vs. BOS
Heliot Ramos	111.4	5/28 @ DET
Jerar Encarnacion	111.4	8/6 @ PIT

TOP-5 HR BY DISTANCE (FT)

PLAYER	STAT	DATE
Willy Adames	452	6/11 @ COL
Matt Chapman	450	9/3 @ COL
Jerar Encarnacion	442	8/6 @ PIT
Heliot Ramos	439	9/26 vs. COL
Willy Adames	439	6/10 @ COL

TOP-5 HR BY BAT SPEED (MPH)

PLAYER	STAT	DATE
Matt Chapman	83.3	4/17 @ PHI
Sam Huff	82.9	4/20 @ LAA
Casey Schmitt	81.4	6/22 vs. BOS
Heliot Ramos	81.2	8/18 @ SD
Rafael Devers	81.2	8/9 vs. WSH

DAY-BY-DAY

																																																																																																																																																																																																																																																																																																																																																																																																																																																																																																																																																																																																																																																																																																																																																																																																																																																																																																																																																																																																																																																																																																																																																																																																																																																																																																																																																																																																																																																																																																																														</
--	--	--	--	--	--	--	--	--	--	--	--	--	--	--	--	--	--	--	--	--	--	--	--	--	--	--	--	--	--	--	--	--	--	--	--	--	--	--	--	--	--	--	--	--	--	--	--	--	--	--	--	--	--	--	--	--	--	--	--	--	--	--	--	--	--	--	--	--	--	--	--	--	--	--	--	--	--	--	--	--	--	--	--	--	--	--	--	--	--	--	--	--	--	--	--	--	--	--	--	--	--	--	--	--	--	--	--	--	--	--	--	--	--	--	--	--	--	--	--	--	--	--	--	--	--	--	--	--	--	--	--	--	--	--	--	--	--	--	--	--	--	--	--	--	--	--	--	--	--	--	--	--	--	--	--	--	--	--	--	--	--	--	--	--	--	--	--	--	--	--	--	--	--	--	--	--	--	--	--	--	--	--	--	--	--	--	--	--	--	--	--	--	--	--	--	--	--	--	--	--	--	--	--	--	--	--	--	--	--	--	--	--	--	--	--	--	--	--	--	--	--	--	--	--	--	--	--	--	--	--	--	--	--	--	--	--	--	--	--	--	--	--	--	--	--	--	--	--	--	--	--	--	--	--	--	--	--	--	--	--	--	--	--	--	--	--	--	--	--	--	--	--	--	--	--	--	--	--	--	--	--	--	--	--	--	--	--	--	--	--	--	--	--	--	--	--	--	--	--	--	--	--	--	--	--	--	--	--	--	--	--	--	--	--	--	--	--	--	--	--	--	--	--	--	--	--	--	--	--	--	--	--	--	--	--	--	--	--	--	--	--	--	--	--	--	--	--	--	--	--	--	--	--	--	--	--	--	--	--	--	--	--	--	--	--	--	--	--	--	--	--	--	--	--	--	--	--	--	--	--	--	--	--	--	--	--	--	--	--	--	--	--	--	--	--	--	--	--	--	--	--	--	--	--	--	--	--	--	--	--	--	--	--	--	--	--	--	--	--	--	--	--	--	--	--	--	--	--	--	--	--	--	--	--	--	--	--	--	--	--	--	--	--	--	--	--	--	--	--	--	--	--	--	--	--	--	--	--	--	--	--	--	--	--	--	--	--	--	--	--	--	--	--	--	--	--	--	--	--	--	--	--	--	--	--	--	--	--	--	--	--	--	--	--	--	--	--	--	--	--	--	--	--	--	--	--	--	--	--	--	--	--	--	--	--	--	--	--	--	--	--	--	--	--	--	--	--	--	--	--	--	--	--	--	--	--	--	--	--	--	--	--	--	--	--	--	--	--	--	--	--	--	--	--	--	--	--	--	--	--	--	--	--	--	--	--	--	--	--	--	--	--	--	--	--	--	--	--	--	--	--	--	--	--	--	--	--	--	--	--	--	--	--	--	--	--	--	--	--	--	--	--	--	--	--	--	--	--	--	--	--	--	--	--	--	--	--	--	--	--	--	--	--	--	--	--	--	--	--	--	--	--	--	--	--	--	--	--	--	--	--	--	--	--	--	--	--	--	--	--	--	--	--	--	--	--	--	--	--	--	--	--	--	--	--	--	--	--	--	--	--	--	--	--	--	--	--	--	--	--	--	--	--	--	--	--	--	--	--	--	--	--	--	--	--	--	--	--	--	--	--	--	--	--	--	--	--	--	--	--	--	--	--	--	--	--	--	--	--	--	--	--	--	--	--	--	--	--	--	--	--	--	--	--	--	--	--	--	--	--	--	--	--	--	--	--	--	--	--	--	--	--	--	--	--	--	--	--	--	--	--	--	--	--	--	--	--	--	--	--	--	--	--	--	--	--	--	--	--	--	--	--	--	--	--	--	--	--	--	--	--	--	--	--	--	--	--	--	--	--	--	--	--	--	--	--	--	--	--	--	--	--	--	--	--	--	--	--	--	--	--	--	--	--	--	--	--	--	--	--	--	--	--	--	--	--	--	--	--	--	--	--	--	--	--	--	--	--	--	--	--	--	--	--	--	--	--	--	--	--	--	--	--	--	--	--	--	--	--	--	--	--	--	--	--	--	--	--	--	--	--	--	--	--	--	--	--	--	--	--	--	--	--	--	--	--	--	--	--	--	--	--	--	--	--	--	--	--	--	--	--	--	--	--	--	--	--	--	--	--	--	--	--	--	--	--	--	--	--	--	--	--	--	--	--	--	--	--	--	--	--	--	--	--	--	--	--	--	--	--	--	--	--	--	--	--	--	--	--	--	--	--	--	--	--	--	--	--	--	--	--	--	--	--	--	--	--	--	--	--	--	--	--	--	--	--	--	--	--	--	--	--	--	--	--	--	--	--	--	--	--	--	--	--	--	--	--	--	--	--	--	--	--	--	--	--	--	--	--	--	--	--	--	--	--	--	--	--	--	--	--	--	--	--	--	--	--	--	--	--	--	--	--	--	--	--	--	--	--	--	--	--	--	--	--	--	--	--	--	--	--	--	--	--	--	--	--	--	--	--	--	--	--	--	--	--	--	--	--	--	--	--	--	--	--	--	--	--	--	--	--	--	--	--	--	--	--	--	--	--	--	--	--	--	--	--	--	--	--	--	--	--	--	--	--	--	--	--	--	--	--	--	--	--	--	--	--	--	--	--	--	--	--	--	--	--	--	--	--	--	--	--	--	--	--	--	--	--	--	--	--	--	--	--	--	--	--	--	--	--	--	--	--	--	--	--	--	--	--	--	--	--	--	--	--	--	--	--	--	--	--	--	--	--	--	--	--	--	--	--	--	--	--	--	--	--	--	--	--	--	--	--	--	--	--	--	--	--	--	--	--	--	--	--	--	--	--	--	--	--	--	--	--	--	--	--	--	--	--	--	--	--	--	--	--	--	--	--	--	--	--	--	--	--	--	--	--	--	--	--	--	--	--	--	--	--	--	--	--	--	--	--	--	--	--	--	--	--	--	--	--	--	--	--	--	--	--	--	--	--	--	--	--	--	--	--	--	--	--	--	--	--	--	--	--	--	--	--	--	--	--	--	--	--	--	--	--	--	--	--	--	--	--	--	--	--	--	--	--	--	--	--	--	--	--	--	--	--	--	--	--	--	--	--	--	--	--	--	--	--	--	--	--	--	--	--	--	--	--	--	--	--	--	--	--	--	--	--	--	--	--	--	--	--	--	--	--	--	--	--	--	--	--	--	--	--	--	--	--	--	--	--	--	--	--	--	--	--	--	--	--	--	--	--	--	--	--	--	--	--	--	--	--	--	--	--	--	--	--	--	--	--	--	--	--	--	--	--	--	--	--	--	--	--	--	--	--	--	--	--	--	--	--	--	--	--	--	--	--	--	--	--	--	--	--	--	--	--	--	--	--	--	--	--	--	--	--	--	--	--	--	--	--	--	--	--	--	--	--	----

HIGHS & LOWS

TEAM BATTING	
Most At-Bats, Game	49, 4/4 vs. SEA
Most Plate Appearances, Game	56, 4/4 vs. SEA
Most Runs, Game	15, 8/29 vs. BAL
Most Runs, Inning	9, 5/6 @ CHC
Most Hits, Game	18, 2x, last: 9/5 @ STL
Most Hits, Inning	6, 2x, last: 8/31 vs. BAL
Fewest Hits, Game	1, 9/18 @ LAD
Most Doubles, Game	5, 2x, last: 8/15 vs. TB
Most Triples, Game	2, 2x, last: 7/11 vs. LAD
Most Extra-Base Hits, Game	8, 4/9 vs. CIN
Most Home Runs, Game	5, 9/8 vs. AZ
Most Home Runs, Inning	3, 8/18 @ SD
Most Total Bases, Game	29, 2x, last: 9/8 vs. AZ
Most RBI, Game	14, 2x, last: 8/29 vs. BAL
Most Stolen Bases, Game	4, 2x, last: 6/1 @ MIA
Most Caught Stealing, Game	2, 4/21 vs. MIL
Most Walks, Game	11, 4/11 @ NYY
Most Hit-By-Pitch, Game	3, 2x, last: 7/5 @ ATH
Most Strikeouts, Game	17, 3/27 @ CIN
Most Sac Hits, Game	2, 3x, last: 7/30 vs. PIT
Most Sac Flies, Game	2, 11x, last: 8/31 vs. BAL
Most GDP, Game	3, 6x, last: 8/21 @ SD
Most Left On Base, Game	16, 4/4 vs. SEA

TEAM PITCHING	
Most Innings Pitched, Game	11.0, 4x, last: 9/17 @ AZ
Most Runs Allowed, Game	13, 2x, last: 9/13 vs. LAD
Most Runs Allowed, Inning	8, 4/22 vs. MIL
Fewest Runs Allowed, Game	0, 6x, last: 8/8 vs. WSH
Most Hits Allowed, Game	18, 9/14 vs. LAD
Most Hits Allowed, Inning	7, 7/9 vs. PHI
Fewest Hits Allowed, Game	2, 2x, last: 6/13 @ LAD
Most Earned Runs Allowed, Game	13, 9/13 vs. LAD
Most Doubles Allowed, Game	6, 3x, last: 9/23 vs. STL
Most Triples Allowed, Game	3, 5/4 vs. COL
Most Home Runs Allowed, Game	4, 4x, last: 9/20 @ LAD
Most Stolen Bases Allowed, Game	3, 7x, last: 8/9 vs. WSH
Most Walks Allowed, Game	10, 6/14 @ LAD
Fewest Walks Allowed, Game	0, 10x, last: 9/26 vs. COL
Most Hit-By-Pitch, Game	3, 9/20 @ LAD
Most Strikeouts, Game	16, 2x, last: 5/28 @ DET

TEAM FIELDING	
Most Errors, Game	4, 5/5 @ CHC
Most Double Plays Turned, Game	3, 5x, last: 9/1 @ COL

TEAM MISCELLANEOUS	
ongest Game, Innings	11, 4x, last: 9/17 @ AZ
Longest Game, Time (9 Innings)	3:15, 9/13 vs. LAD
Longest Game, Time (Extra Innings)	4:03, 4/4 vs. SEA
Shortest Game, Time	1:52, 5/24 @ WSH
Largest Home Crowd	41,163, 7/25 vs. NYM
Smallest Home Crowd	26,699, 9/8 vs. AZ
Largest Road Crowd	53,980, 6/15 @ LAD
Smallest Road Crowd	10,361, 5/30 @ MIA
Largest Winning Margin	11, 8/31 vs. BAL
Largest Losing Margin	-13, 7/9 vs. PHI
Largest Comeback Win	5, 2x, last: 6/4 vs. SD
Largest Lead Blown In Loss	5, 2x, last: 9/23 vs. STL
Most Games Under .500	7, 1x, last: 8/22 (61-68)
Most Games Over .500	12, 2x, last: 6/13 (41-29)

INDIVIDUAL BATTING	
Most At-Bats	7, Willy Adames, 4/4 vs. SEA
Most Plate Appearances	7, 2x, last: Willy Adames, 4/4 vs. SEA
Most Runs	4, Rafael Devers, 8/27 vs. CHC
Most Hits	4, 10x, last: Jung Hoo Lee, 9/5 @ STL
Most Doubles	2, 13x, last: Dominic Smith, 9/5 @ STL
Most Triples	1, 28x, last: Jung Hoo Lee, 9/26 vs. COL
Most Extra-Base Hits	3, 7x, last: Matt Chapman, 9/3 @ COL
Most Home Runs	3, Wilmer Flores, 5/16 vs. ATH
Most Total Bases	12, Wilmer Flores, 5/16 vs. ATH
Most RBI	8, Wilmer Flores, 5/16 vs. ATH
Most Stolen Bases	2, 2x, last: Heliot Ramos, 6/1 @ MIA
Most Caught Stealing	1, 23x, last: Willy Adames, 9/24 vs. STL
Most Walks	3, 6x, last: Rafael Devers, 9/26 vs. COL
Most Hit-By-Pitch	1, 51x, last: Willy Adames, 9/26 vs. COL
Most Strikeouts	4, 7x, last: Rafael Devers, 9/19 @ LAD
Most Sac Hits	2, 2x, last: Tyler Fitzgerald, 6/22 vs. BOS
Most Sac Flies	2, 2x, last: Dominic Smith, 6/6 vs. ATL
Most GDP	2, 5x, last: Heliot Ramos, 9/17 @ AZ
Most Left On Base	8, Matt Chapman, 7/6 @ ATH

INDIVIDUAL PITCHING	
Most Innings Pitched	9.0, Robbie Ray, 7/3 @ AZ
Most Runs Allowed	7, 4x, last: Justin Verlander, 8/21 @ SD
Most Hits Allowed	11, 2x, last: Justin Verlander, 8/10 vs. WSH
Fewest Hits Allowed, Complete Game	3, Robbie Ray, 7/3 @ AZ
Most Earned Runs Allowed	7, 2x, last: Hayden Birdsong, 6/26 vs. MIA
Most Home Runs Allowed	3, 3x, last: Robbie Ray, 9/19 @ LAD
Most Walks Allowed	5, 9x, last: Kai-Wei Teng, 9/7 @ STL
Most Hit-By-Pitch	3, Kai-Wei Teng, 9/20 @ LAD
Most Strikeouts, Reliever	6, Tristan Beck, 8/30 vs. BAL
Most Strikeouts	12, Logan Webb, 4/18 @ LAA

THE LAST TIME...

FOR THE GIANTS	
HITTING:	
Hit for the Cycle	Pablo Sandoval, Sept. 15, 2011 at COL
Grand Slam	Patrick Bailey, September 12, 2025 vs. LAD (10th)
Inside-the-Park Home Run.....	Patrick Bailey, July 8, 2025 vs. PHI (9th) (WO)
Homers from both sides of plate	Pablo Sandoval, Sept. 20, 2012 vs. COL
Pinch-Hit Home Run.....	Luis Matos, July 13, 2025 vs. LAD (9th)
Pinch-Hit Grand Slam	J.D. Davis, June 17, 2023 at LAD (7th)
Home Run in first ML at-bat.....	Brett Pill, September. 6, 2011 at SD
Leadoff Home Run.....	Heliot Ramos, September 22, 2025 vs. STL
Walk-off Home Run	Patrick Bailey, September 12, 2025 vs. LAD (10th)
Walk-off Grand Slam.....	Patrick Bailey, September 12, 2025 vs. LAD (10th)
Consecutive Walk-off Wins.....	April 26-27, 2025 vs. TEX
Five-Hit Game	Alex Dickerson, Sept. 1, 2020 at COL
Six-Hit Game.....	Andrew McCutchen, April 7, 2018 vs. LAD
Seven-Hit Game.....	Brandon Crawford, Aug. 8, 2016 at MIA
Two Hits, One Inning.....	Heliot Ramos, May 6, 2025 at CHC (11th)
Two Home Runs, One Inning.....	Pablo Sandoval, Sept. 18, 2011 at COL (4th)
Two Home Runs, Game.....	Matt Chapman, September 3, 2025 at COL
Three Home Run Game.....	Wilmer Flores, May 16, 2025 vs. ATH
Four Home Run Game	Willie Mays, April 30, 1961 at MIL
Back-to-Back HRs.....	Rafael Devers/Willy Adames, September 5, 2025 at STL (1st)
Three Consecutive HRs	Flores/Haniger/Davis, September 8, 2023 vs. COL (6th)
Three Home Runs, One Inning	September 8, 2024 at SD (6th)
Four Home Runs, One Inning	April 3, 2023 at CWS (5th)
Five Home Runs, One Inning	Aug. 23, 1961 at CIN (9th)
"Splash Home Run"	Rafael Devers, September 24, 2025 vs. STL (3rd)
Walk-Off "Splash Hit" Homer	Mike Yastrzemski, April 9, 2025 vs. CIN (10th)
Total Number of Giants "Splash HR's"	108

PITCHING:	
A Perfect Game	Matt Cain, June 13, 2012 vs. HOU
No-Hitter	Blake Snell, August 2, 2024 at CIN
No-Hitter at Home	Tim Lincecum, June 25, 2014 vs. SD
CG, One-Hitter.....	Alex Cobb, August 29, 2023 vs. CIN
10+ Innings Pitched	Mike LaCoss, Aug. 16, 1987 vs. LA
15+ Strikeouts.....	Blake Snell, July 27, 2024 vs. COL (15) (G1)
Complete Game Shutout	Blake Snell, August 2, 2024 at CIN
Back-to-Back CG Victories	Webb/Snell, July 31-Aug 2, 2024 (vs. OAK/at CIN)
Back-to-Back Individual SHO Victories..	Webb/Snell, July 31-Aug 2, 2024 (vs. OAK/at CIN)
Back-to-Back-to-Back Shutouts (Team)	May 19-21, 2015 vs. LAD

MISCELLANEOUS:	
Turn a Triple Play.....	May 30, 2008 vs. SD
Hit Into a Triple Play	Brandon Crawford, July 29, 2016 vs. WAS
Position Player Pitching	Christian Koss, August 30, 2025 vs. BAL (9th)
Three-or-more Steals, One Game.....	Tyler Fitzgerald, Aug. 8, 2024 at WSH
Straight Steal of Home	Omar Vizquel, June 13, 2008 vs. OAK (2nd)

AGAINST THE GIANTS	
HITTING:	
Hit for the Cycle	Eddie Rosario (ATL), Sept. 19, 2021 at SF
Grand Slam	Christian Yelich, April 22, 2025 vs. MIL (6th)
Inside-the-Park Home Run.....	Stuart Fairchild, May 10, 2024 vs. CIN (8th)
HRs from both sides of plate	Lance Berkman, April 13, 2006 vs. HOU
Pinch-Hit Home Run.....	Ryan O'Hearn, August 18, 2025 at SD (7th)
Pinch-Hit Grand Slam	Ty Kelly, Aug. 19, 2017 vs. PHI
Home Run in first ML at-bat.....	Adam Wainwright, May 24, 2006 vs. STL
Leadoff Home Run.....	Geraldo Perdomo, September 10, 2025 vs. ARI
Walk-off Home Run	William Contreras, August 22, 2025 at MIL (9th)
Walk-off Grand Slam.....	Howie Kendrick, Aug. 13, 2017 (GM 2) at WAS
Home Run by a Pitcher	Jake Arrieta, June 3, 2018 vs. PHI
Five-Hit Game	Nelson Cruz, April 29, 2023 at SD * (CDMX)
Six-Hit Game.....	Rondell White, June 11, 1995 vs. MON
Seven-Hit Game.....	None
Two Hits, One Inning.....	Jake Bauers, April 22, 2025 vs. MIL (6th)
Two Home Runs, One Inning.....	Mike Lansing, May 7, 1997 vs. MON
Two Home Runs, Game.....	Shohei Ohtani, June 15, 2025 at LAD
Three Home Run Game.....	Jack Suwinski, June 19, 2022 at PIT
Four Home Run Game	None
Back-to-Back HR.....	Shohei Ohtani/Mookie Betts, September 19, 2025 at LAD (5th)
Back-to-Back HR to lead off game	Mookie Betts/Max Muncy, June 28, 2021 at LAD
Three Consecutive HRs	Suárez/Winker/Dietrich, May 5, 2019 at CIN (1st)
Three Home Runs, One Inning.....	July 1, 2023 at NYM (3rd)
Four Home Runs, One Inning	May 20, 2001 at ATL (7th)
Five Home Runs, One Inning	None
"Splash Home Run"	Ronny Mauricio, July 27, 2025 vs. NYM (7th)
Total Number of "Splash HR's"	66

PITCHING:	
A Perfect Game	None
No-Hitter	Homer Bailey, July 2, 2013 at CIN
No-Hitter at SF.....	Kevin Brown, June 10, 1997 at SF
CG, One-Hitter.....	Germán Márquez, April 14, 2019 vs. COL
10+ Innings Pitched	Cliff Lee, April 18, 2012 vs. PHI (10)
15+ Strikeouts.....	Clayton Kershaw, Sept. 2, 2015 at LAD
Complete Game Shutout	Logan Gilbert, July 4, 2023 vs. SEA
Back-to-Back CG Wins	Kershaw/Rusin, Sept. 2-3, 2015 at LAD/at COL
Back-to-Back-Back Shutouts (Team)	April 7-8, 2025 (vs. CIN)

MISCELLANEOUS:	
Turn a Triple Play.....	(WAS), July 29, 2016 at AT&T Park (8th)
Hit Into a Triple Play	(SD), May 30, 2004 at AT&T Park (8th)
Position Player Pitching	Alex Jackson , August 31, 2025 vs. BAL (8th)
Three-or-more Steals, One Game.....	Dylan Moore, August 25, 2024 at SEA
Straight Steal of Home	Paul Lo Duca (LAD), June 24, 2004 at AT&T Park (4th)

ROCKIES PITCHERS VS. GIANTS

STATS UPDATED THROUGH SEPTEMBER 26, 2025 AND INCLUDE REGULAR & POSTSEASON STATS

vs. Zach Agnos

Career	BA	OBP	SLG	AB	H	2B	3B	HR	BB	K
Willy Adames	1.000	1.000	2.000	1	1	1	0	0	1	0
Patrick Bailey	.000	.000	.000	1	0	0	0	0	0	0
Wilmer Flores	-	1.000	-	0	0	0	0	0	0	0
Andrew Knizner	-	1.000	-	0	0	0	0	0	1	0
Christian Koss	.000	.000	.000	1	0	0	0	0	0	0
Jung Hoo Lee	.000	.500	.000	1	0	0	0	0	1	0
Heliot Ramos	-	1.000	-	0	0	0	0	0	1	0
Casey Schmitt	1.000	1.000	4.000	1	1	0	0	1	0	0

vs. Angel Chivilli

Career	BA	OBP	SLG	AB	H	2B	3B	HR	BB	K
Willy Adames	.333	.333	.667	3	1	1	0	0	0	1
Patrick Bailey	.000	.000	.000	1	0	0	0	0	0	1
Matt Chapman	.000	.000	.000	2	0	0	0	0	0	1
Rafael Devers	.000	.000	.000	2	0	0	0	0	0	1
Wilmer Flores	.667	.667	1.667	3	2	0	0	1	0	0
Christian Koss	.000	.000	.000	2	0	0	0	0	0	0
Jung Hoo Lee	.000	.500	.000	1	0	0	0	0	1	0
Heliot Ramos	.000	.333	.000	2	0	0	0	0	0	1
Casey Schmitt	.000	.000	.000	1	0	0	0	0	0	1

vs. Kyle Freeland

Career	BA	OBP	SLG	AB	H	2B	3B	HR	BB	K
Willy Adames	.167	.158	.333	18	3	0	0	1	0	5
Patrick Bailey	.250	.333	.250	8	2	0	0	0	1	1
Matt Chapman	.182	.286	.182	11	2	0	0	0	2	2
Rafael Devers	.500	.500	2.000	4	2	0	0	2	0	0
Jerar Encarnacion	.000	.000	.000	3	0	0	0	0	0	1
Wilmer Flores	.286	.388	.429	42	12	3	0	1	7	4
Andrew Knizner	.000	.000	.000	2	0	0	0	0	0	0
Christian Koss	.500	.500	.500	2	1	0	0	0	0	0
Jung Hoo Lee	.500	.667	1.500	2	1	0	1	0	1	0
Heliot Ramos	.385	.385	.846	13	5	1	1	1	0	3
Casey Schmitt	.333	.375	.667	6	2	0	1	0	1	2

vs. Jimmy Herget

Career	BA	OBP	SLG	AB	H	2B	3B	HR	BB	K
Willy Adames	1.000	1.000	1.000	1	1	0	0	0	1	0
Matt Chapman	.333	.500	.667	3	1	1	0	0	1	0
Rafael Devers	.500	.750	2.000	2	1	0	0	1	2	0
Wilmer Flores	.000	.000	.000	3	0	0	0	0	0	1
Jung Hoo Lee	.000	.000	.000	2	0	0	0	0	0	0
Grant McCray	.000	.000	.000	2	0	0	0	0	0	1
Heliot Ramos	.000	.000	.000	4	0	0	0	0	0	0
Casey Schmitt	.500	.667	.500	2	1	0	0	0	1	1

vs. Jaden Hill

Career	BA	OBP	SLG	AB	H	2B	3B	HR	BB	K
Willy Adames	.000	.000	.000	1	0	0	0	0	0	1
Patrick Bailey	.500	.500	2.000	2	1	0	0	1	0	0
Rafael Devers	.000	.500	.000	1	0	0	0	0	1	0
Bryce Eldridge	-	.000	-	0	0	0	0	0	0	0
Wilmer Flores	.000	.000	.000	1	0	0	0	0	0	1
Christian Koss	.000	.000	.000	1	0	0	0	0	0	0
Jung Hoo Lee	1.000	1.000	1.000	2	2	0	0	0	0	0
Grant McCray	-	1.000	-	0	0	0	0	0	1	0
Heliot Ramos	.000	.000	.000	2	0	0	0	0	0	1
Casey Schmitt	.000	.000	.000	1	0	0	0	0	0	0

vs. Juan Mejia

Career	BA	OBP	SLG	AB	H	2B	3B	HR	BB	K
Willy Adames	.000	.000	.000	3	0	0	0	0	0	3
Patrick Bailey	.000	.000	.000	3	0	0	0	0	0	1
Matt Chapman	.500	.667	2.000	2	1	0	0	1	1	0
Bryce Eldridge	.000	.000	.000	1	0	0	0	0	0	1
Wilmer Flores	.000	.000	.000	2	0	0	0	0	0	1
Drew Gilbert	1.000	1.000	4.000	1	1	0	0	1	0	0
Christian Koss	.000	.000	.000	1	0	0	0	0	0	0
Jung Hoo Lee	.333	.500	.333	3	1	0	0	0	1	0
Heliot Ramos	.000	.000	.000	1	0	0	0	0	0	1
Casey Schmitt	.000	.000	.000	2	0	0	0	0	0	0

vs. Anthony Molina

Career	BA	OBP	SLG	AB	H	2B	3B	HR	BB	K
Willy Adames	1.000	1.000	2.500	2	2	0	0	1	0	0
Patrick Bailey	.000	.000	.000	1	0	0	0	0	0	0
Matt Chapman	.400	.400	.600	5	2	1	0	0	0	1
Rafael Devers	.000	.500	.000	1	0	0	0	0	1	1
Drew Gilbert	1.000	1.000	1.000	1	1	0	0	0	0	0
Christian Koss	.000	.000	.000	2	0	0	0	0	0	0
Jung Hoo Lee	.500	.667	.500	2	1	0	0	0	1	0
Heliot Ramos	.000	.333	.000	2	0	0	0	0	1	1

vs. Luis Peralta

Career	BA	OBP	SLG	AB	H	2B	3B	HR	BB	K
Patrick Bailey	1.000	1.000	1.000	1	1	0	0	0	0	0
Rafael Devers	.000	.000	.000	1	0	0	0	0	0	0
Heliot Ramos	1.000	1.000	1.000	1	1	0	0	0	0	0
Casey Schmitt	-	1.000	-	0	0	0	0	0	1	0

vs. Antonio Senzatela

Career	BA	OBP	SLG	AB	H	2B	3B	HR	BB	K
Willy Adames	.167	.333	.417	12	2	0	0	1	3	1
Patrick Bailey	.500	.500	.500	2	1	0	0	0	0	0
Matt Chapman	.500	.556	1.000	8	4	1	0	1	1	2
Rafael Devers	.000	.000	.000	2	0	0	0	0	0	1
Wilmer Flores	.182	.182	.364	11	2	2	0	0	0	0
Christian Koss	.333	.500	.333	3	1	0	0	0	1	0
Jung Hoo Lee	.375	.375	.375	8	3	0	0	0	0	1
Heliot Ramos	.400	.571	.400	5	2	0	0	0	2	1
Casey Schmitt	.400	.400	1.000	5	2	0	0	1	0	0

vs. Victor Vodnik

Career	BA	OBP	SLG	AB	H	2B	3B	HR	BB	K
Patrick Bailey	.000	.000	.000	2	0	0	0	0	0	1
Matt Chapman	.500	.500	.500	4	2	0	0	0	0	0
Rafael Devers	-	.000	-	0	0	0	0	0	0	0
Wilmer Flores	.600	.600	.600	5	3	0	0	0	0	0
Drew Gilbert	.000	.000	.000	1	0	0	0	0	0	0
Heliot Ramos	.500	.333	2.000	2	1	0	0	1	0	1

GIANTS PITCHERS VS. ROCKIES

STATS UPDATED THROUGH SEPTEMBER 26, 2025 AND INCLUDE REGULAR & POSTSEASON STATS

vs. Tristan Beck

Career	BA	OBP	SLG	AB	H	2B	3B	HR	BB	K
Orlando Arcia	.500	.500	.500	4	2	0	0	0	0	1
Jordan Beck	.000	.000	.000	1	0	0	0	0	0	0
Brenton Doyle	.333	.333	.333	3	1	0	0	0	0	1
Kyle Farmer	.000	.000	.000	1	0	0	0	0	0	0
Tyler Freeman	-	.000	-	0	0	0	0	0	0	0
Hunter Goodman	.000	.000	.000	1	0	0	0	0	0	0
Mickey Moniak	.000	.000	.000	1	0	0	0	0	0	1
Ryan Ritter	1.000	1.000	3.000	1	1	0	1	0	0	0
Ezequiel Tovar	.000	.000	.000	2	0	0	0	0	0	0

vs. Spencer Bivens

Career	BA	OBP	SLG	AB	H	2B	3B	HR	BB	K
Jordan Beck	.500	.500	1.500	2	1	0	1	0	0	0
Brenton Doyle	.333	.333	1.000	3	1	0	1	0	0	0
Kyle Farmer	.000	.000	.000	1	0	0	0	0	0	0
Tyler Freeman	-	1.000	-	0	0	0	0	0	1	0
Hunter Goodman	.667	.667	1.333	3	2	0	1	0	0	0
Mickey Moniak	.000	.000	.000	1	0	0	0	0	0	1
Ryan Ritter	.000	.000	.000	1	0	0	0	0	0	1
Ezequiel Tovar	1.000	1.000	2.000	1	1	1	0	0	0	0

vs. JT Brubaker

Career	BA	OBP	SLG	AB	H	2B	3B	HR	BB	K
Orlando Arcia	.333	.333	.333	3	1	0	0	0	0	1
Jordan Beck	1.000	1.000	2.000	1	1	1	0	0	0	0
Warming Bernabel	.000	.000	.000	1	0	0	0	0	0	0
Brenton Doyle	.000	.000	.000	1	0	0	0	0	0	0
Kyle Farmer	.250	.333	.250	8	2	0	0	0	1	1
Tyler Freeman	.500	.500	.500	2	1	0	0	0	0	0
Braxton Fulford	.000	.000	.000	1	0	0	0	0	0	0
Hunter Goodman	.000	.000	.000	1	0	0	0	0	0	1
Kyle Karros	1.000	1.000	1.000	1	1	0	0	0	0	0
Mickey Moniak	-	1.000	-	0	0	0	0	0	1	0
Ryan Ritter	.000	.000	.000	1	0	0	0	0	0	1
Ezequiel Tovar	.000	.000	.000	1	0	0	0	0	0	0

vs. José Buttó

Career	BA	OBP	SLG	AB	H	2B	3B	HR	BB	K
Orlando Arcia	.000	.000	.000	1	0	0	0	0	0	0
Jordan Beck	.000	.500	.000	1	0	0	0	0	1	1
Brenton Doyle	.000	.000	.000	5	0	0	0	0	0	2
Kyle Farmer	.000	.000	.000	2	0	0	0	0	0	1
Yanquiel Fernandez	.000	.000	.000	1	0	0	0	0	0	0
Tyler Freeman	-	1.000	-	0	0	0	0	0	1	0
Hunter Goodman	.500	.500	2.000	2	1	0	0	1	0	0
Kyle Karros	.000	.000	.000	1	0	0	0	0	0	1
Mickey Moniak	.000	.000	.000	2	0	0	0	0	0	1
Ryan Ritter	.000	.000	.000	2	0	0	0	0	0	0
Ezequiel Tovar	.500	.500	.500	4	2	0	0	0	0	0

vs. Joey Lucchesi

Career	BA	OBP	SLG	AB	H	2B	3B	HR	BB	K
Orlando Arcia	.250	.250	.250	8	2	0	0	0	0	0
Brenton Doyle	.500	.500	.500	2	1	0	0	0	0	1
Kyle Farmer	.000	.500	.000	2	0	0	0	0	2	1
Braxton Fulford	.000	.000	.000	1	0	0	0	0	0	0
Kyle Karros	.000	.000	.000	1	0	0	0	0	0	0
Ezequiel Tovar	.000	.000	.000	3	0	0	0	0	0	0

vs. Joel Peguero

Career	BA	OBP	SLG	AB	H	2B	3B	HR	BB	K
Orlando Arcia	.000	.000	.000	1	0	0	0	0	0	0
Warming Bernabel	.000	.000	.000	1	0	0	0	0	0	0
Blaine Crim	.000	.000	.000	1	0	0	0	0	0	1
Brenton Doyle	.000	.000	.000	1	0	0	0	0	0	0
Yanquiel Fernandez	1.000	1.000	2.000	1	1	1	0	0	0	0
Tyler Freeman	1.000	1.000	1.000	1	1	0	0	0	0	0
Braxton Fulford	.000	.000	.000	1	0	0	0	0	0	0
Hunter Goodman	.000	.000	.000	2	0	0	0	0	0	1
Kyle Karros	.000	.000	.000	2	0	0	0	0	0	0
Mickey Moniak	.000	.000	.000	1	0	0	0	0	0	0
Ryan Ritter	.000	.000	.000	1	0	0	0	0	0	0
Ezequiel Tovar	1.000	1.000	1.000	1	1	0	0	0	0	0

vs. Kai-Wei Teng

Career	BA	OBP	SLG	AB	H	2B	3B	HR	BB	K
Orlando Arcia	.000	.000	.000	2	0	0	0	0	0	2
Jordan Beck	.333	.333	.667	3	1	1	0	0	0	1
Brenton Doyle	.667	.667	.667	3	2	0	0	0	0	1
Yanquiel Fernandez	.500	.500	.500	2	1	0	0	0	0	1
Tyler Freeman	.667	.667	.667	3	2	0	0	0	0	0
Hunter Goodman	.000	.000	.000	3	0	0	0	0	0	2
Kyle Karros	.000	.000	.000	2	0	0	0	0	0	1
Mickey Moniak	.333	.333	.333	3	1	0	0	0	0	0
Ezequiel Tovar	.667	.667	1.000	3	2	1	0	0	0	0

vs. Justin Verlander

Career	BA	OBP	SLG	AB	H	2B	3B	HR	BB	K
Orlando Arcia	.500	.500	.500	4	2	0	0	0	0	2
Jordan Beck	.000	.000	.000	3	0	0	0	0	0	0
Brenton Doyle	.333	.333	.333	3	1	0	0	0	0	0
Kyle Farmer	.333	.333	1.333	3	1	0	0	1	0	0
Tyler Freeman	.000	.000	.000	5	0	0	0	0	0	0
Hunter Goodman	.000	.000	.000	3	0	0	0	0	0	1
Mickey Moniak	.100	.100	.100	10	1	0	0	0	0	4
Ezequiel Tovar	.000	.500	.000	1	0	0	0	0	1	0

vs. Ryan Walker

Career	BA	OBP	SLG	AB	H	2B	3B	HR	BB	K
Orlando Arcia	.000	.000	.000	3	0	0	0	0	0	1
Jordan Beck	.000	.000	.000	4	0	0	0	0	0	3
Brenton Doyle	.143	.143	.143	7	1	0	0	0	0	2
Kyle Farmer	.000	.000	.000	2	0	0	0	0	0	0
Yanquiel Fernandez	.000	.000	.000	1	0	0	0	0	0	1
Tyler Freeman	.500	.500	.500	2	1	0	0	0	0	1
Braxton Fulford	.000	.000	.000	1	0	0	0	0	0	1
Hunter Goodman	.500	.600	.750	4	2	1	0	0	1	1
Mickey Moniak	.000	.000	.000	2	0	0	0	0	0	1
Ryan Ritter	.000	.000	.000	2	0	0	0	0	0	0
Ezequiel Tovar	.400	.333	.400	5	2	0	0	0	0	3

GIANTS MINORS INFORMATION



SACRAMENTO RIVER CATS

77-73 | 3RD | PCL WEST

Triple-A | Pacific Coast League

Season over: PCL West, 3rd place



RICHMOND FLYING SQUIRRELS

56-79 | 6TH | EAS SW

Double-A | Eastern League

Season over: Eastern League, 6th place



EUGENE EMERALDS

81-51 | NORTHWEST LEAGUE, FINISHED 1ST

High-A | Northwest League

Season over: Northwest League, 1st place



SAN JOSE GIANTS

81-51 | CAL LEAGUE CHAMPIONS

Single-A | California League

Season over: California League Champions

ORGANIZATIONAL PITCHING LEADERS

Innings Pitched			
Rk.	Player	Team	IP
1	Bertrand, J	2 Teams	143.2
2	McDonald, T	SAC	142.1
3	Lonsway, S	2 Teams	134.0
4	Perdomo, C	EUG	127.1
5	Rademacher, S	2 Teams	126.2

Earned Run Average			
Rk.	Player	Team	ERA
1	Martinez, K	2 Teams	2.21
2	Narvaez, B	D-GIB	2.49
3	De La Torre, L	2 Teams	2.78
4	Bertrand, J	2 Teams	2.82
5	Cayama, A	2 Teams	3.61

Strikeouts			
Rk.	Player	Team	K
1	McDonald, T	SAC	144
2	Bostick, J	EUG	139
3	Bresnahan, J	SJ	124
3	Whitman, J	RIC	124
5	Choate, J	RIC	123

Walks and Hits per Inning Pitched			
Rk.	Player	Team	WHIP
1	Narvaez, B	D-GIB	0.96
2	De La Torre, L	2 Teams	1.04
3	Bostick, J	EUG	1.14
4	Rademacher, S	2 Teams	1.15
5	Martinez, K	2 Teams	1.21

Opposing Batting Average			
Rk.	Player	Team	BAA
1	De La Torre, L	2 Teams	.187
2	Narvaez, B	D-GIB	.194
3	Bostick, J	EUG	.218
4	Farone, G	2 Teams	.236
5	Rademacher, S	2 Teams	.239

Opposing On-Base Plus Slugging			
Rk.	Player	Team	OPS
1	De La Torre, L	2 Teams	.531
2	Narvaez, B	D-GIB	.534
3	Martinez, K	2 Teams	.632
4	Cayama, A	2 Teams	.649
5	Farone, G	2 Teams	.683

ORGANIZATIONAL BATTING LEADERS

Batting Average			
Rk.	Player	Team	AVG
1	Barreto, Y	D-GIO	.322
2	Rivas, Y	D-GIB	.315
3	Jordan, D	SJ	.311
4	Sio, J	2 Teams	.304
5	Croes, D	4 Teams	.297

Home Runs			
Rk.	Player	Team	HR
1	Eldridge, B	3 Teams	25
2	Luciano, M	SAC	23
3	Szykowny, C	EUG	21
4	Davidson, B	2 Teams	18
5	2 tied	--	15

Runs Batted In			
Rk.	Player	Team	RBI
1	Szykowny, C	EUG	85
2	Eldridge, B	3 Teams	84
3	Jordan, D	SJ	82
4	Sio, J	2 Teams	75
5	Christian, J	2 Teams	74

Runs			
Rk.	Player	Team	R
1	Bandura, S	2 Teams	91
2	Sio, J	2 Teams	90
3	Cox, J	EUG	89
4	Level, J	2 Teams	80
5	Diaz, L	SJ	79

Stolen Bases			
Rk.	Player	Team	SB
1	Cox, J	EUG	58
2	Bandura, S	2 Teams	41
3	Gonzalez, J	D-GIB	33
4	Zielinski, Z	EUG	32
5	2 tied	--	27

On-Base Plus Slugging			
Rk.	Player	Team	OPS
1	Reynoso, D	2 Teams	.890
2	Caraballo, M	D-GIO	.874
2	Jordan, D	SJ	.874
2	Rivas, Y	D-GIB	.874
5	Concepcion, C	D-GIO	.869

DOUBLE-A AWARDS

Name	Position	Award	Name	Award
Tim Vigue	Athletic Trainer of the Year			

HIGH-A AWARDS

Name	Position	Award	Name	Award
Charlie Szykowny	First Base	NWL All-Star	Jeremiah Knackstedt	Manager of the Year
Bo Davidson	Outfielder	NWL All-Star		

SINGLE-A AWARDS

Name	Position	Award	Name	Position	Award
Jakob Christian	First Base	CAL All-Star	Jacob Bresnahan	Starting Pitcher	CAL All-Star
Dakota Jordan	Outfielder	CAL All-Star	Jacob Bresnahan	Starting Pitcher	Pitcher of the Year
Carlos Gutierrez	Outfielder	CAL All-Star	Ydwin Villegas	Manager	Manager of the Year
Jean Carlos Sio	Utility	CAL All-Star			

ROOKIE LEAGUE AWARDS

Name	Position	Award	Name	Position	Award
Dario Reynoso	Second Base	ACL All-Star	Keyner Martinez	Starting Pitcher	Pitcher of the Year
Argenis Cayama	Starting Pitcher	ACL All-Star	Jhonny Level	Shortstop	Top MLB Prospect
Keyner Martinez	Starting Pitcher	ACL All-Star	Jacob Heyward	Manager	Manager of the Year

GIANTS TOP-30 PROSPECTS

Player	Position	MLB.com	Baseball America
Bryce Eldridge	IF	1	1
Josuar Gonzalez	IF	2	2
Gavin Kilen	IF	3	6
Jhonny Level	IF	4	5
Bo Davidson	OF	5	3
Dakota Jordan	OF	6	7
Carson Whisenhunt	LHP	7	4
Rayner Arias	OF	8	NR
Argenis Cayama	RHP	9	12
Keyner Martinez	RHP	10	16
Jacob Bresnahan	LHP	11	14
Maui Ahuna	IF	12	NR
Blade Tidwell	RHP	13	8
Joe Whitman	LHP	14	11
Jesus Rodriguez	C/IF	15	21
Trent Harris	RHP	16	18
Trevor McDonald	RHP	17	23
Mason Black	RHP	18	22
Alberto Laroche	RHP	19	25
Carlos Gutierrez	OF	20	15
Trevor Cohen	OF	21	NR
Diego Velasquez	IF	22	10
Gerelmi Maldonado	RHP	23	NR
Luis De La Torre	LHP	24	17
Carlos De La Rosa	LHP	25	27
Yunior Marte	RHP	26	19
Walker Martin	IF	27	NR
Lorenzo Meola	IF	28	26
Wade Meckler	OF	29	NR
Cam Maldonado	OF	30	29
José Ortiz	OF	NR	24
Reid Worley	RHP	NR	28
Jack Choate	LHP	NR	30

GIANTS PROSPECTS ON TOP-100 LISTS

Player	Position	MLB.com	Baseball America
Bryce Eldridge	IF	13	19
Josuar Gonzalez	IF	100	82
Bo Davidson	OF	NR	85

PLAYER/PITCHERS OF THE WEEK/MONTH

Player	Award	Week
IF/OF Brett Auerbach	PCL Player of the Week	3/31/25
RHP Carson Seymour	PCL Pitcher of the Week	4/7/25
RHP Shane Rademacher	NWL Pitcher of the Week	4/14/25
RHP Shane Rademacher	NWL Pitcher of the Week	4/21/25
LHP Carson Whisenhunt	PCL Pitcher of the Week	4/21/25
OF Lisbel Diaz	CAL Player of the Week	4/28/25
OF Carter Howell	EAS Player of the Week	5/5/25
LHP Joe Whitman	EAS Pitcher of the Week	5/5/25
LHP Carson Whisenhunt	PCL Pitcher of the Week	5/18/25
RHP Niko Mazza	CAL Pitcher of the Week	5/12/25
LHP Charlie McDaniel	CAL Pitcher of the Week	5/19/25
RHP Darien Smith	CAL Pitcher of the Week	6/2/25
IF Jeremiah Jenkins	ACL Player of the Week	6/2/25
LHP Jacob Bresnahan	CAL Pitcher of the Week	6/9/25
IF Ramon Peralta	ACL Player of the Week	6/23/25
OF Scott Bandura	NWL Player of the Week	6/30/25
IF Jean Carlos Sio	CAL Player of the Week	6/30/25
LHP Luis De La Torre	ACL Pitcher of the Week	6/30/25
OF Marco Luciano	PCL Player of the Week	7/7/25
RHP Kai-Wei Teng	PCL Pitcher of the Week	7/7/25
IF Ramon Peralta	ACL Player of the Week	7/28/25
IF Jacob Christian	NWL Player of the Week	8/4/25
IF Robert Hipwell	CAL Player of the Week	8/4/25
LHP Jacob Bresnahan	CAL Pitcher of the Week	8/11/25
Player	Award	Month
RHP Shane Rademacher	NWL Pitcher of the Month	April
RHP Argenis Cayama	ACL Pitcher of the Month	May
LHP Jacob Bresnahan	CAL Pitcher of the Month	June
LHP Ricardo Estrada	ACL Pitcher of the Month	June

PRONUNCIATIONS



BOX SCORES

