



WORLD CHAMPIONS: 1983, 1970, 1966 • AL CHAMPIONS: 1979, 1971, 1969 • AL EAST CHAMPIONS: 2023, 2014, 1997, 1974, 1973 • AL WILDCARD: 2024, 2016, 2012, 1996

BALTIMORE ORIOLES (28-40) vs. LOS ANGELES ANGELS (33-35)

RHP Tomoyuki Sugano (5-4, 3.23) vs. LHP Tyler Anderson (2-3, 3.99)

Saturday, June 14, 2025 • 4:05 p.m. ET • Oriole Park at Camden Yards • Baltimore, MD

TV: MASN • Radio: 98 Rock 97.9 FM/HD2 & WBAL NewsRadio 1090 AM/101.5 FM

Game No. 69

Home Game No. 34

O's AT A GLANCE	
Overall	28-40
Home	14-19
Road	14-21
Day	14-18
Night	14-22
Current Streak	W1
Last 5 Games	2-3
Last 10 Games	6-4
March	3-2
April	9-16
May	9-18
June	7-4
July	-
August	-
September	-
vs. LHSP	4-15
vs. RHSP	24-25
Series Opener	11-12
Series Opener at Home	7-5
Series Opener on Road	4-7
By Series	5-14-3
By Home Series	3-7-1
By Road Series	2-7-2
Rubber Games	3-8
Sweeps/Were Swept	2-4
Scored First	23-13
Opponent Scored First	5-27
1-run games	9-8
Comeback Wins	11-19
Last AB Wins	1-6
Walkoff Wins	0-1
Extra Innings	1-2
Led After 6	24-4
Led After 7	26-3
Led After 8	28-0
Tied After 6	2-3
Tied After 7	1-4
Tied After 8	0-3
Behind After 6	2-33
Behind After 7	1-33
Behind After 8	0-37
vs. AL Teams	23-27
vs. AL East	8-8
vs. AL Central	8-16
vs. AL West	7-3
vs. NL Teams	5-13
vs. NL East	1-5
vs. NL Central	3-6
vs. NL West	1-2
Hit 0 HR	6-20
Hit 1+ HR	22-20
Hit 2+ HR	13-8
Scored 3 or Fewer Runs	7-28
Scored 4 or More Runs	21-12
Allowed 3 or Fewer Runs	21-2
Allowed 4 or More Runs	7-38
More Hits than Opponent	17-8
Fewer Hits than Opponent	10-29
Committed No Errors	20-21
Committed 1 or More Errors	8-19
Starter Goes at least 5 inn	23-20
Starter Goes at least 6 inn	15-7
Starter Goes at least 7 inn	5-2

ORIOLESPRESSBOX.COM

The 2025 Baltimore Orioles Media Guide, as well as the latest game notes, rosters, press releases, and other team information, can be found at [oriolepressbox.com](#).

BIRDLAND BITES: The Orioles continue a six-game homestand today with the second of three games against the Angels after winning yesterday's series opener, 2-0...The O's have won 12 of their last 19 games since May 24 after going 1-9 in their previous 10 games...Baltimore's remaining opponents own a .515 winning percentage, fourth highest in the majors behind Chicago-AL (.520), the Athletics (.518), and Cincinnati (.516).

👉 The Birds improved to 11-12 in series openers, including 7-5 at home, and have won four of their last six series openers.

👉 Tossed their second shutout of the season (also 5/2 vs. KC)...Entering yesterday, the club's one shutout was tied with Seattle for the fewest in MLB this season.

👉 **Charlie Morton** earned the win, extending his season-high winning decision streak to three games after tossing 5.0 scoreless innings on five hits and one walk with a season-high-tying 10 strikeouts (also 4/3 vs. BOS)...Eight of his first nine outs came via strikeout (3 looking, 5 swinging)...At 41 years, 213 days old, became the oldest pitcher since at least 1974 with eight strikeouts in the first three innings of the game, per [@SlangsOnSports](#)...Became the second pitcher aged 41 or older to record multiple 10+-punchout outings in a single season (TB's Rich Hill, 2021) since AZ's Randy Johnson in 2008, per [MLB Stats](#)...Produced a season-high-tying 16 whiffs.

👉 **Ryan O'Hearn** opened the scoring with his 10th homer of the year on the first pitch of the second inning, snapping a 12-game homerless streak...Is 16-for-28 (.571) with nine extra-base hits (5 2B, 4 HR) on the first pitch of an at-bat this year...Has three RBI in his last three games after totaling three RBI through his 10 prior outings.

👉 **Ramón Laureano** lined his eighth homer of the year, and 15th of his career against the Angels, to lead off the fifth inning...His 15 career long balls against the Angels are his most against any single opponent in his career...Was intentionally walked for the first time in his career in the sixth inning.

👉 The Orioles have drawn at least one walk in 146 straight games since July 2, 2024, the longest active stretch in the majors ahead of the Diamondbacks (58 G) and Yankees (35 G)...It's the second-longest such streak in franchise history behind a 155-game stretch from June 23, 1955-June 24 (G1), 1956...The last MLB team with another such streak of at least 146 straight games were the Athletics, who had a 146-game run from August 9, 2019-May 14, 2021...The last MLB team with a longer streak belongs to the Giants, who had a 204-game run from July 6, 2002-August 22, 2003.

ROSTER MOVES: Today, the Orioles reinstated catcher **Gary Sánchez** (right wrist inflammation) from the 10-day Injured List and optioned catcher **Maverick Handley** to Triple-A Norfolk.

MAKING THE CASE FOR ATL: Next month, Atlanta will play host to Major League Baseball's 95th annual All-Star Game...Fans can vote up to five times every day on MLB.com via this [link](#)...The first phase of voting ends on Thursday, June 26 at 12 p.m. ET, while the final week of voting begins on Monday, June 30.

👉 **Ryan O'Hearn** ranks among all AL designated hitters on the All-Star ballot in batting average (1st, .310), slugging percentage (2nd, .502), on-base percentage (3rd, .391), OPS (3rd, .893), walks (T-4th, 24), and multi-hit games (4th, 18).

👉 **Jackson Holliday** ranks among AL second basemen in extra-base hits (T-2nd, 20), slugging percentage (3rd, .423), batting average (3rd, .261), total bases (3rd, 99), and OPS (4th, .734)

👉 **Ramón Laureano** owns a .529 slugging percentage and .860 OPS, both of which rank as the second highest among all AL outfielders with at least 125 plate appearances, trailing only New York-AL's Aaron Judge in both (.780 SLG, 1.265 OPS).

PITCHING IN: Oriole relievers have posted a 1.95 ERA (15 ER/69.1 IP) over the last 19 games since May 24, the third-lowest mark among all MLB bullpens during that period...In that time, they have accrued 11.42 strikeouts per nine innings pitched, good for second best in MLB, while their 2.47 walks per nine innings rank fifth...The Birds received a 5.62 ERA (116 ER/185.2 IP) from relievers through May 23, fourth highest in MLB ahead of the Angels (6.57 ERA), Nationals (6.27 ERA), and Athletics (6.06 ERA).

👉 Baltimore's bullpen owns a 21.9 percent inherited scored rate (23 IR/105 IR), the second-best mark in the majors behind Los Angeles-NL (20.5%)...**Seranthony Domínguez's** 6.3 percent rate (1 IRS/16 IR) leads MLB, while **Keegan Akin's** 7.1 percent clip (1 IRS/14 IR) is tied for second lowest...Both percentages would set the single season franchise record (since 1954), currently held by **Mark Thurmond** (10.5%, 1988).

👉 As a club, the 21.9 percent inherited scored rate would be the lowest in franchise history, a record currently held by the 1994 Orioles (23.7%).

👉 Since May 15, **Bryan Baker** leads all MLB relievers with 21 strikeouts while **Seranthony Domínguez's** 19 strikeouts are tied for fourth most in that time.

THAT'S MORE LIKE IT: In 21 games since May 21, **Gunnar Henderson** is slashing .316/.400/.405 (25-for-79) with four doubles, one homer, six RBI, and 10 walks...He has hit safely in seven straight against the Angels since April 22, 2024, and reached base safely in 10 straight since March 28, 2024...In 17 career games against the Halos, he is slashing .353/.408/.809 (24-for-68) with five doubles, four triples, six homers, 15 runs scored, and 16 RBI.

👉 His .809 slugging percentage and 1.217 OPS against the Angels are his highest versus any single opponent in his career, while his .353 batting average is the second best, trailing only his .356 average against Cleveland.

AGAINST THE HALOS: The Birds are 18-6 (.750) against the Angels since 2022, including a 9-3 mark at Oriole Park at Camden Yards, the best winning percentage by any club against the Angels during that stretch (min. 10 G) ahead of the Blue Jays (16-7, .696) and Astros (33-15, .688)...The Birds took two of three from the Angels earlier this season from May 9-11 in Anaheim.

O's vs. ANGELS		
Current Streak	W2	
2025 Record	3-1	
at Oriole Park at Camden Yards	1-0	
at Angel Stadium	2-1	
All-Time <i>(since 1961)</i>	382-320	
at Home	203-143	
on Road	179-177	
2025 Schedule		
Date	Score	Win/Loss/Save
5/9	W, 4-1	Sugano/Hendricks/Bautista
5/10	L, 5-2	Kochanowicz/Gibson
5/11	W, 7-3	Eflin/Anderson
6/13	W, 2-0	Morton/Kochanowicz/Bautista
6/14		4:05 p.m. ET
6/15		1:35 p.m. ET
Indicates Home		

O's AT HOME	
Record	14-19
Team AVG/OBP/SLG	.245/.305/.427
Fielding Errors	17
Team ERA	5.29 (175 ER/298.0 IP)
Starters ERA	5.73 (103 ER/161.2 IP)
Bullpen ERA	4.75 (72 ER/136.1 IP)
Saves/Opps	10/14
Best Homestand	.667 (4-2), 5/26-6/1
Worst Homestand	.000, 5/13-18 (0-6)

RUN AND GUNNAR	
Highest Career OPS vs. Angels, MLB History (Min. 70 PA)	
1. Todd Zeile	1.356
2. Gunnar Henderson	1.217
3. Brent Rooker	1.165
4. Isaac Paredes.....	1.134
5. Bubba Trammell	1.129

'PEN PALS	
Lowest Bullpen ERA, Since May 24	
1. Chicago Cubs	0.66
2. Texas Rangers	1.76
3. Baltimore Orioles	1.95
4. San Diego Padres.....	2.14
5. San Francisco Giants.....	2.14

UPCOMING MILESTONES	
Colton Cowser	4 R shy of 100
Jackson Holliday	3 H shy of 100
Dean Kremer	3 K shy of 500
Ryan O'Hearn	10 H shy of 500
Ramón Urías	8 RBI shy of 200

THIS DATE IN O'S HISTORY	
June 14, 1996 - After breaking Lou Gehrig's record the previous September, Cal Ripken, Jr. plays in his 2,216 th straight game, breaking the world record for consecutive games held by Japanese great Sachio Kinugasa of the Hiroshima Carp. Kinugasa is on hand in Kansas City to congratulate Ripken, Jr. on breaking the record. Ripken, Jr. goes hitless, but Luis Polonia drives in two runs with a double and triple and Mike Mussina tosses a complete game in a 6-1 Orioles win.	

UPCOMING SCHEDULE					
DATE	OPPONENT	TIME	ORIOLES STARTER	OPPONENT STARTER	TV
June 15	LOS ANGELES-AL	1:35 p.m.	LHP Cade Povich (1-5, 5.46)	LHP Yusei Kikuchi (2-5, 2.92)	MASN
MASN and MASN2 games can also be streamed locally via MASN+ ...All games broadcast on the Orioles Radio Network and 98 Rock 97.9 FM/HD2 & WBAL NewsRadio 1090 AM/101.5 FM					

#19 TOMOYUKI SUGANO RHP



5-4, 3.23 ERA

HT: 6-1
DOB: 10/11/89
Bats: R

WT: 200
Age: 35
Throws: R

PITCH TYPE (2025)	USAGE	AVG. VELOCITY
Splitter.....	26.0%	87.0 mph
Sweeper.....	18.3%	82.9 mph
Fastball.....	16.6%	92.3 mph
Cutter.....	16.0%	87.6 mph
Sinker.....	12.3%	92.3 mph
Curveball.....	10.7%	77.8 mph

QUICK HITS: Set to make his 14th career MLB start...Is the third-ever Japanese player for the Orioles, joining right-handed relievers Shintaro Fujinami (2023) and Koji Uehara (2009-11)...In his March 30 debut at Toronto, at 35 years, 170 days old, became the oldest Japanese player to make his MLB debut since NYM's Ken Takahashi (40-016) on May 2, 2009 at Philadelphia.

LAST TIME OUT: Took the loss on June 8 at the Athletics after tossing 4.1 innings, allowing a career-high-tying four runs (three earned) on eight hits and one walk with two strikeouts...Snapped a streak of five straight starts allowing at least one home run.
⚡ Permitted a two-out, RBI single to Tyler Soderstrom in the opening frame... Allowed three runs (two earned) on four hits in the second, including a one-out, RBI double by Jhonny Pereda.

STREAKING SUGANO: He has allowed four runs or fewer in each of his first 13 starts, the fourth-longest career-opening streak by an Oriole starter in franchise history (since 1954) behind **Jim Hardin** (19 GS, 1967-68), **Tyler Wells** (18 GS, 2022), and **Storm Davis** (15 GS, 1982-83).
⚡ He has allowed two walks or fewer in each of his first 13 starts, tied with **Tyler Wells** (2022) for the second-longest career-opening run by an Oriole starter in team history behind **Josh Towers** (23 GS, 2001-02).

BANANA SPLIT: Sugano has limited opponents to a .193 (17-for-88) average on his splitter, the fifth-lowest average by any pitcher in MLB (min. 75 AB ending in pitch) behind LAD's Yoshinobu Yamamoto (.138), TOR's Kevin Gausman (.157), TEX's Nathan Eovaldi (.181) and CHC's Shota Imanaga (.184)...In his last start against the Athletics, however, opponents went 2-for-3 on the offering.
⚡ In 10 starts since April 17, he has limited the opposition to a .157 (11-for-70) clip with 20 strikeouts off his splitter...In his first three starts, opponents hit .333 (6-for-18) with two strikeouts on the offering.

IN CONTROL: Sugano owns a 4.0 percent walk rate, the sixth-lowest mark among all AL starters behind DET's Tarik Skubal (2.7%), TB's Zack Littell (3.2%), BAL's **Zach Eflin** (3.3%), SEA's Bryan Woo (3.7%), and TEX's Nathan Eovaldi (3.8%).

WISE BEYOND HIS YEARS: He ranks among qualified MLB rookies in wins (1st, 5), innings (1st, 75.1), WHIP (4th, 1.10), ERA (6th, 3.23), and opponent average (9th, .246).
⚡ Since 2000, only three Oriole starters have had a lower ERA through their first 13 career outings: **John Means** (2.65, 2019), **Daniel Cabrera** (3.05, 2004), and **Zack Britton** (3.18, 2011)...The low-water mark for the first career 14 starts is held by Means (2.64).
⚡ Sugano has made four starts of at least 7.0 innings, while only seven other rookies have done so once (CWS' Sean Burke, SEA's Logan Evans, TEX's Jack Leiter, ATH's Jacob Lopez, TEX's Kumar Rocker, ATL's AJ Smith-Shawver, and NYY's Will Warren).

TORTOISE AND THE HARE: From innings one through three, he owns a 4.62 ERA (20 ER/39.0 IP) and a .766 OPS...From the fourth inning on, however, those figures drop to 1.73 (7 ER/36.1 IP) and .615, respectively.

HOME RUN HOMEWORK: Despite allowing 12 home runs, nine of the long balls have been solo shots, while the other three were two-run homers...53.6 percent (15-of-28) of his runs allowed have scored via homer, while 16.9 percent (12-of-71) of his hits have been long balls.

BUCKLE DOWN: Sugano has limited the opposition to a 3-for-17 (.176) clip with RISP/2 outs...Opponents are slashing .181/.227/.277 (15-for-83) and two homers against him with two outs, compared to a combined .272/.302/.471 (56-for-206) and 10 homers with zero and one outs.

2025 & CAREER SPLITS

2025							CAREER (NPB)						
	W-L	ERA	G/S	IP	ER		W-L	ERA	G/S	IP	ER		
Home	2-2	3.67	6/6	34.1	14		*66-35	2.19	126/126	879.1	214		
Road	3-2	2.85	7/7	41.0	13		*57-33	2.54	123/122	801.2	226		
Day	1-3	4.40	6/6	30.2	15				n/a				
Night	4-1	2.42	7/7	44.2	12				n/a				
	AVG	AB	H	HR	BB	K	AVG	AB	H	HR	BB	K	
vs. Left	.238	151	36	8	5	22	*.232	3320	769	61	162	672	
vs. Right	.254	138	35	4	7	20	*.211	3006	633	71	148	758	
TOTALS	.246	289	71	12	12	42	.224	7013	1568	142	347	1585	

*season split breakdown since 2014

RUN SUPPORT (as starter in '25)	RUNS ALLOWED BY INNING IN 2025	MISCELLANEOUS 2025 STATS
0 Runs 3	1 st 8	WHIP1.10
1 Run 3	2 nd 7	K/95.02
2 Runs--	3 rd 6	BB/91.43
3 Runs 3	4 th 1	QS 6
4 Runs 2	5 th 2	#P/IP15.2
5 Runs--	6 th 2	
6 Runs 2	7 th 2	<u>Opponents</u>
7 Runs--	8 th 0	AVG:..... .246
8 Runs--	9 th--	OBP:..... .281
9 Runs--	Total 28	SLG:..... .415
10+ Runs.....--		OPS:..... .696
Total 32		
RSA/9 3.82		

2025 HIGHS	*CAREER HIGHS (NPB)
Innings: 7.1, 5/9 at LAA	Innings: 9.0, 38x, last: 7/28/24 at DNA
Hits: 8, 3x, last: 6/8 at ATH	Hits: 12, 4/25/19 at YAK
Runs: 4, 2x, last: 6/8 at ATH	Runs: 10, 5/15/19 vs. HAN
Earned Runs: 4, 5/15 vs. MIN	Earned Runs: 9, 6/24/16 at DNA
Strikeouts: 8, 4/28 vs. NYY	Strikeouts: 13, 2x, last: 5/11/18 vs. CHN
Walks: 2, 3x, last: 5/3 vs. KC	Walks: 5, 6/10/16 at FUK
Home Runs: 2, 3x, last: 5/15 vs. MIN	Home Runs: 4, 7/18/22 at YAK
Winning Streak: 3, 4/5-28	Winning Streak: 13, 6/19-10/6/20
Losing Streak: --	Losing Streak: 4, 4/30-8/26/20
Shortest Start: 4.0 IP, 3/30 at TOR	Shortest Start: 0.1 IP, 7/17/23 vs. YAK
Pitches Thrown: 103, 4, 5/15 vs. MIN	Pitches Thrown: N/A
Low-Hit CG: --	Low-Hit CG: 2, 3x, last: 4/28/18 vs. YAK

*game logs available beginning in 2014

SUGANO vs. LAA							ANDERSON vs. BAL						
PLAYER	AVG	AB	H	HR	RBI		PLAYER	AVG	AB	H	HR	RBI	
Adell	.500	2	1	0	0		Carlson	1.000	2	2	0	0	
d'Arnaud	.000	3	0	0	0		Cowser	.000	1	0	0	0	
Kingery	.--	--	--	--	--		Henderson	.571	7	4	1	1	
Moore	.--	--	--	--	--		Holliday	.000	2	0	0	0	
Neto	.000	3	0	0	0		Laureano	.125	8	1	0	0	
Newman	.--	--	--	--	--		Mayo	.--	--	--	--	--	
O'Hoppe	.000	3	0	0	0		Mullins	.200	5	1	0	0	
Rengifo	.333	3	1	0	0		O'Hearn	.--	--	--	--	--	
Schanuel	.000	3	0	0	0		Rutschman	.250	8	2	0	2	
Soler	.--	--	--	--	--		Sánchez	.333	3	1	0	0	
Trout	.--	--	--	--	--		Uriás	.--	--	--	--	--	
Wade Jr.	.--	--	--	--	--		Vázquez	.--	--	--	--	--	
Ward	.000	3	0	0	1		Westburg	.000	3	0	0	0	

SUGANO'S 2025 STARTS													
DATE	OPP	SCORE	WHEN LEFT	DEC	IP	H	R	ER	BB	K	HR	PIT	STR
3/30	at TOR	1-3	1-2	L	4.0	4	2	2	2	1	0	73	45
4/5	at KC	8-1	6-1	W	5.1	5	1	1	1	4	1	89	59
4/12	vs. TOR	5-4	0-3	ND	4.2	8	3	3	2	0	1	73	45
4/17	vs. CLE	6-2	6-2	W	7.0	5	2	2	0	3	2	87	55
4/23	at WSH	3-4	3-3	ND	7.0	5	3	3	0	1	2	94	56
4/28	vs. NYY	4-3	4-0	W	5.0	5	0	0	1	8	0	95	59
5/3	vs. KC	0-4	0-2	L	6.0	4	2	2	2	4	1	79	53
5/9	at LAA	4-1	3-1	W	7.1	3	1	1	0	5	0	93	65
5/15	vs. MIN	0-4	0-4	L	6.1	6	4	4	1	3	2	103	62
5/21	at MIL	8-4	1-2	ND	6.0	5	2	2	1	3	1	88	60
5/27	vs. STL	4-7	4-3	ND	5.1	8	3	3	0	3	1	91	59
6/3	at SEA	5-1	3-1	W	7.0	5	1	1	1	5	1	90	58
6/8	at ATH	1-5	1-4	L	4.1	8	4	3	1	2	0	87	56
TOTALS					5-4	75.1	71	28	27	12	42	1142	732 (64.1%)

TOMORROW'S STARTER: LHP CADE POVICH (1-5, 5.46)

LAST TIME OUT: Suffered the loss on June 10 vs. Detroit after working 4.2 innings, allowing five runs on nine hits (1 HR) and one walk with six strikeouts...Has allowed opponents to hit .350 (21-for-60) over his last three starts after holding opponents to a .192 (20-for-104) clip over his previous four outings.

vs. LOS ANGELES-AL: Is set to make his first career start opposite the Angels...Is 1-1 with a 9.37 ERA (17 ER/16.1 IP) in four career starts against the AL West...Made his lone start of the season against the division on June 4 at Seattle and did not factor into the decision (5.1 IP, 4 H, 2 ER, 1 BB, 1 HBP, 5 K).



PITCHER	LAST OUTING	DEC.	IP	H	R	ER	BB	K	RETIRED/1 ST BF	IR/SCORED	SV/OPP	INNINGS-HIGH	STRIKEOUTS-HIGH
Akin	6/12 vs. DET	ND	1.0	1	0	0	1	2	21/28	14/1	0/2	2.0 (2x, last: 5/14 [G1] vs. MIN)	3 (2x, last: 4/30 vs. NYY)
Baker	6/13 vs. LAA	HLD	1.0	0	0	0	0	2	26/32	15/2	2/4	1.2 (3/30 at TOR)	4 (3/30 at TOR)
Bautista	6/13 vs. LAA	SV	1.0	0	0	0	0	2	17/23	2/0	13/14	1.0 (22x, last: 6/13 vs. LAA)	3 (3x, last: 6/7 at ATH)
Blewett	6/10 vs. DET	ND	2.0	2	0	0	0	0	15/16	7/0	--	2.2 (4/18 vs. CIN)	4 (4/18 vs. CIN)
Cano	6/13 vs. LAA	HLD	1.0	2	0	0	0	1	17/28	9/3	0/2	1.1 (4/13 vs. TOR)	3 (6/10 vs. DET)
Domínguez	6/10 vs. DET	ND	1.1	0	0	0	0	0	18/27	16/1	1/2	1.2 (5/24 [G2] at BOS)	3 (2x, last: 5/28 vs. STL)
Kittredge	6/12 vs. DET	ND	1.0	1	0	0	0	0	6/8	3/1	--	1.0 (7x, last: 6/12 vs. DET)	2 (3x, last: 6/5 at SEA)
Soto	6/13 vs. LAA	HLD	1.0	1	0	0	0	0	21/29	14/4	--	1.2 (4/4 at KC)	3 (3x, last: 6/4 vs. BOS)
2025 TOTALS	4.62 ERA	8-13	255.0	243	142	131	115	277	166/236	105/23	16/24	7.0 (Kremer, 6/12 vs. DET)	8 (Kremer, 6/12 vs. DET)

45 • KEEGAN AKIN • LHP

1-0 • 2.79 ERA • 31 G (3 GS)

WHIP: 1.31

K/9: 10.24

BB/9: 4.66

vs. ALL: .217 (23-for-106)

vs. LHB: .271 (13-for-48)

vs. RHB: .172 (10-for-58)

⚡ Made his third start of the season (28th career) on 6/12 vs. DET, allowing one hit and one walk with two strikeouts in 1.0 scoreless inning...Struck out multiple batters for the first time since 5/20 at MIL (2 K)

⚡ Has not allowed a run across 3.2 innings in three starts this year (4/26 [G2] at DET, 5/20 at MIL)

⚡ Pitched on three consecutive days for the first time in his career from 6/5-7 (1.2 IP)

⚡ Lefties have gone 6-for-20 (.300) with two doubles and a homer since 5/14...Righties are 3-for-22 (.136) with one double in the same span

⚡ Owns a 30.4 percent strikeout rate (24 K/79 BF) over his last 20 appearances (3 GS) since 4/22...Had a 20.9 percent clip (9 K/43 BF) in his first 11 outings

⚡ His 7.1 percent inherited runner scored rate is tied for second lowest in MLB

⚡ Opponents are 0-for-24 with eight strikeouts against his changeup compared to 16-for-51 (.314) with 13 punchouts off his fastball, his most-utilized offering (51.2%)

⚡ Owns a 30.1 percent ground ball rate, the lowest of his career, and a career-high 69.9 percent air rate, surpassing his previous high set in 2020 (65.7%)

⚡ Has allowed two home runs to left-handed hitters (5/16 vs. WSH - Wood & 4/3 vs. BOS - Casas)...Allowed only two homers to lefties all of last season

43 • BRYAN BAKER • RHP

3-1 • 2 SV • 2.61 ERA • 32 G

WHIP: 0.90

K/9: 11.90

BB/9: 1.74

vs. ALL: .202 (22-for-109)

vs. LHB: .204 (11-for-54)

vs. RHB: .200 (11-for-55)

⚡ Threw 1.0 perfect inning with two strikeouts to earn his sixth hold on 6/13 vs. LAA...Six of his last seven appearances have been scoreless and four of those have been perfect outings

⚡ Has converted both save opportunities this season (6/1 vs. CWS & 6/5 at SEA)

⚡ His 41 strikeouts are tied for eighth among AL relievers and his career-high 35.7 percent strikeout rate ranks eighth among AL relievers

⚡ Holds a career-low 5.2 percent walk rate...Has issued one walk in his last 19 appearances since 5/3 (18.0 IP)

⚡ Has held left-handed hitters to a .154 (6-for-39) clip in his last 20 appearances since 4/30 after lefties went 5-for-15 (.333) in 12 games to open the season

⚡ Owns career highs in chase rate (28.2%), swing rate (49.8%), and whiff rate (31.3%)

⚡ Opponents are hitting .200 (10-for-50) against his fastball this season, down from .286 (12-for-42) a year ago...His 96.7 mph average fastball velocity is the highest of his career

74 • FÉLIX BAUTISTA • RHP

0-1 • 13 SV • 3.18 ERA • 23 G

WHIP: 1.28

K/9: 11.91

BB/9: 6.35

vs. ALL: .163 (13-for-80)

vs. LHB: .167 (6-for-36)

vs. RHB: .159 (7-for-44)

⚡ Converted his 13th save on 6/13 vs. LAA after throwing a perfect ninth inning with two strikeouts...Has not allowed a run in five straight appearances (5.0 IP)

⚡ Allowed two doubles on 5/30 vs. CWS, tying a career high for extra-base hits in an outing (also 9/24/22 vs. HOU & 5/16/22 vs. NYY)...Matched a career high with two doubles surrendered (also 9/24/22 vs. HOU)

⚡ Surrendered a run in five of seven appearances from 5/11-30, including a career-high four straight from 5/11-21, after 10 of his first 11 games were scoreless

⚡ Opponents are 3-for-36 (.083) with 21 strikeouts and a 60.3 percent whiff rate against his split-finger...That whiff rate is the fourth highest of any pitch in the majors this year (min. 50 P) behind CHC's Cade Horton's changeup (67.7%), SF's Erik Miller's slider (64.7%), and MIL's Freddy Peralta's slider (62.2%)

⚡ His 16.7 percent walk rate is the seventh highest in MLB among relievers

⚡ Recorded a save in a career-high six straight appearances from 4/19-5/9

⚡ Owns a career-high 52.0 percent ground ball rate, up from 2023 (36.4%)

⚡ Made his season debut on 3/29 at TOR, marking his first major league game since 8/25/23 vs. COL (582 days)

⚡ His 61 career saves are the second most by an O's reliever through his first 144 appearances with the team, behind Gregg Olson (65)

67 • SCOTT BLEWETT • RHP

2-0 • 3.41 ERA • 17 G

WHIP: 1.31

K/9: 8.07

BB/9: 3.41

vs. ALL: .248 (27-for-109)

vs. LHB: .222 (12-for-54)

vs. RHB: .273 (15-for-55)

⚡ Threw 2.0 scoreless innings on two hits on 6/10 vs. DET...Has thrown 3.2 shutout frames in two games since rejoining the Orioles

⚡ Acquired from ATL in exchange for cash considerations on 6/6 after being designated for assignment...Marks his second stint with the Orioles after being claimed off waivers from MIN on 4/14...Was also designated for assignment by the Orioles on 4/19 and Twins on 4/12...Traded to the Braves for cash considerations on 4/20...Was a non-roster invitee to Spring Training with MIN and had his contract selected on 4/7

⚡ Has surrendered one unearned run in four games (8.0 IP) with the O's...Made his team debut on 4/15 vs. CLE (1.2 IP, 1 H, 0 R, 2 K)

⚡ Is 2-0 with a 3.67 ERA (11 ER/27.0 IP) with 25 hits (5 HR), 11 walks, and one hit batter with 26 strikeouts in 16 games (1 GS) with three MLB teams this season...Also allowed three runs in 2.1 innings with Triple-A St. Paul (MIN)

⚡ Allowed five of 11 earned runs this season on 6/5 vs. AZ (w/ATL)

78 • YENNIER CANO • RHP

1-4 • 3.91 ERA • 28 G

WHIP: 1.26

K/9: 10.17

BB/9: 2.35

vs. ALL: .264 (23-for-87)

vs. LHB: .333 (11-for-33)

vs. RHB: .222 (12-for-54)

⚡ Surrendered two hits but worked 1.0 scoreless inning with one strikeout to earn his 11th hold on 6/13 vs. LAA...Has struck out four batters in his last two appearances (2.0 IP) after fanning four in his previous six outings (4.0 IP) from 5/26-6/8

⚡ Eight of his last nine games (7.0 IP) have been scoreless, including five perfect outings

⚡ Has not allowed a run in five June games (4.0 IP) after posting a 9.64 ERA (10 ER/9.1 IP) in 12 May appearances...Did not surrender an earned run in his first 12 games (10.2 IP) through 5/2 to begin the season

⚡ Lefties are slashing .407/.448/.667 (11-for-27) with one double and two homers in 24 appearances since 4/12

⚡ Is one of seven AL relievers with at least four losses

⚡ Has limited opponents to .206 (7-for-34) with 10 strikeouts against his sinker and .143 (2-for-14) with three strikeouts off his slider, compared to .448 (13-for-29) with nine strikeouts against his changeup

⚡ Owns a career-best 34.6 percent chase rate

⚡ Has recorded a 60.2 percent ground ball rate since 2023, the eighth-highest mark among MLB relievers during that stretch...Owns a 56.5 percent clip in 2025

56 • SERANTHONY DOMÍNGUEZ • RHP

2-1 • 1 SV • 4.21 ERA • 27 G

WHIP: 1.29

K/9: 11.22

BB/9: 5.26

vs. ALL: .200 (18-for-90)

vs. LHB: .289 (11-for-38)

vs. RHB: .135 (7-for-52)

⚡ Stranded an inherited runner in 1.1 perfect innings on 6/10 vs. DET...Marked his second career outing of more than 1.0 IP without a strikeout (also 8/15/18 vs. BOS, 1.1 IP)...Has struck out multiple batters in five out of his last seven outings

⚡ Has pitched 7.2 scoreless innings on two hits and two walks with 12 strikeouts in his last seven games after allowing 12 runs in 11 games from 4/26 (G2)-5/24 (G2)

⚡ His 6.3 inherited runners scored percent this year is the best among qualified relievers...Has allowed one of 16 inherited runners to score

⚡ Has limited the opposition to an .053 (1-for-19) clip with nine strikeouts against his sweeper and .063 (1-for-16) off his split finger...All three home runs allowed have come off his four seamer

⚡ His career-high 14.3 percent walk rate is eighth highest among AL relievers...Has issued two free passes in his last eight games (9.1 IP) since 5/24 (G2)

⚡ Lefties slashed .379/.471/.759 (11-for-29) with two doubles and three homers in his first 20 appearances (18.0 IP) through 5/24...Left-handers are 0-for-9 since

⚡ Holding right-handed batters to a .135/.250/.154 (7-for-52) line with one double...The .404 OPS against righties ranks fourth in the AL (min. 50 BF)

⚡ Allowed three runs on 4/26 (G2) at DET, snapping a streak of 10 consecutive appearances without allowing a run dating back to 9/29/24

⚡ Surrendered a hit on 4/19 vs. CIN, snapping a career-high-tying streak of seven consecutive hitless outings from 3/29-4/17

39 • ANDREW KITTREDGE • RHP

1-0 • 1.17 ERA • 8 G

WHIP: 1.30

K/9: 10.57

BB/9: 3.52

vs. ALL: .233 (7-for-30)

vs. LHB: .313 (5-for-16)

vs. RHB: .143 (2-for-14)

⚡ Spun 1.0 inning on 6/12 vs. DET, allowing one hit...Snapped a streak of three straight perfect outings (2.2 IP) after allowing nine baserunners (6 H, 3 BB) across his previous three appearances (3.0 IP)

⚡ Righties went 2-for-3 in his appearance on 5/28 after he limited right-handed hitters to a .093 (4-for-43) clip with 14 strikeouts and one extra-base hit (2B) in his previous 22 appearances dating to 8/22/24

⚡ Reinstated from the 15-day Injured List on 5/21...Opened the season on the IL after undergoing left knee debridement on 4/7

⚡ His 2.36 ERA (46 ER/175.1 IP) since 2021 ranks sixth among major league relievers (min. 150 G)

65 • GREGORY SOTO • LHP

0-2 • 3.65 ERA • 29 G

WHIP: 1.26

K/9: 10.22

BB/9: 2.92

vs. ALL: .242 (23-for-95)

vs. LHB: .200 (8-for-40)

vs. RHB: .273 (15-for-55)

⚡ Earned his team-leading 15th hold on 6/13 vs. LAA after tossing 1.0 scoreless inning on one hit...Seven of his last eight appearances (7.0 IP) have been scoreless, including five straight (5.0 IP) since 6/4

⚡ His 15 holds are third in the AL and are the second most in his career behind 2023 (24)

⚡ Has pitched to a 2.31 ERA (3 ER/11.2 IP) in 14 outings since 5/14 (G2) after compiling a 9.00 ERA (7 ER/7.0 IP) through nine appearances from 4/13-5/8...Began the year with six straight scoreless outings through 4/12

⚡ Opponents are slashing .130/.167/.261 (3-for-23) over his last eight appearances since 5/25 after batting .327/.382/.531 (16-for-49) in his 14 prior outings from 4/13-5/23

⚡ Has limited lefties to a .167 (5-for-30) clip over his last 22 appearances since 4/16...Righties have gone 12-for-40 (.300) against him during that same period

⚡ Owns a career-low 7.5 percent walk rate, down 3.6 percent from last season (11.1%) and 1.3 percent lower than his previous best set in 2023 (8.8%)

ORIOLES PUBLIC RELATIONS DEPARTMENT 333 W. CAMDEN ST., BALTIMORE, MD 21201 410-547-6150 @ORIOLESPR

15 • DYLAN CARLSON • OF (S)	.237 • 4 HR • 12 RBI
Current Streak: 0-3 (since 6/13)	2025 High: 6 G (5/28-6/4)
Last Game: 0-3	Homestand: 2 G, 3-6, HR
On Thursday vs. DET, had three hits for the first time since 9/29/24 at BOS (also 3 H)	
Slashing .315/.362/.593 (17-for-54) with three doubles, four home runs, and 10 RBI in 16 games since 5/24 (G2)...Has hit safely in 11 of the contests...Opened the year 1-for-22 (.045) in 13 games	
On 6/6 at ATH, hit his first homer off a lefty since 8/2/24 at HOU (Yusei Kikuchi)	
Hit safely in six straight from 5/28-6/4, his longest run since 6/24-29/22 (also 6 G)	
Is 5-for-17 (.294) with one homer when batting right handed, compared to 13-for-59 (.220) with three doubles, three homers, and nine RBI when batting left handed	
Homered in consecutive games (5/25-26) for the third time in his career (last: 5/30-31/21)...The home run on 5/26 was the hardest hit homer of his career (107.6 mph)	
17 • COLTON COWSER • OF (L)	.188 • 3 HR • 3 RBI
Current Streak: 0-for-last-5 (since 6/11)	2025 High: 4 G (3/29-6/4)
6/12 at DET: 0-2, BB, K	Homestand: 3 G, 1-11, BB, 6 K
On 6/7 ATH, hit the furthest homer of his career (455 ft.), marking the furthest hit by an Oriole since Ryan Mountcastle (472 ft., 8/8/23 vs. HOU)	
Is 7-for-32 (.219) with one double, two homers, and two walks in nine games since being reinstated from the 60-Day IL on 6/2...The O's went 20-34 with him on the IL	
Placed on the 10-day IL with a left thumb fracture on 3/31 suffered while sliding into first base on 3/30 at TOR...Was transferred to the 60-day IL on 4/28...Started a rehab assignment on 5/22	
Recorded his third career leadoff home run on 3/29 at TOR off Max Scherzer	
2 • GUNNAR HENDERSON • INF (L)	.274 • 8 HR • 19 RBI
Current Streak: 7 G (11-27; since 6/5)	2025 High: 9 G (4/26 [G1]-5/4)
Last Game: 1-4, K	Homestand: 4 G, 6-15, 2B, R, 2 RBI, 2 BB, 4 K, SB
His career 1.217 OPS vs. LAA is the second highest by any player in MLB history (min. 75 PA) behind Todd Zeile (1.356)...Fifteen of his 24 hits against the Angels have gone for extra bases (5 2B, 4 3B, 6 HR)	
Slashing .302/.373/.456 (45-for-149) with six doubles, one triple, five homers, and 14 RBI in 38 games since the beginning of May...Has 15 multi-hit efforts in that time	
On Wednesday vs. DET, reached base safely a season-high-tying four times (3x, last: 6/7 at ATH)	
On 6/5 at SEA, his go-ahead homer snapped a season-high 15-game run without a long ball (last: 5/19 vs. WSH)...The O's are 57-18 for his career when he homers	
Scored three runs on 5/21 at MIL for the first time this season...Since the start of 2023, his 18 games with 3+ runs lead MLB ahead of CIN's Elly De La Cruz and LAD's Mookie Betts (both 14)	
Recorded his 400 th career hit on 5/30, becoming the sixth Oriole to do so before turning 24, (Machado, Ripken, Jr., Murray, Powell, & Brooks Robinson)	
Had a 19-game on-base streak from 4/23-5/14, second longest of his career	
His 93.1 mph average exit velocity ranks seventh in the AL...91 of his batted balls (52.9%) have been hard hit (95+ mph)	
7 • JACKSON HOLLIDAY • INF (L)	.261 • 8 HR • 27 RBI
Current Streak: 0-8 (since 6/12)	2025 High: 10 G (5/14 [G2]-5/24[G1])
Last Game: 0-4, K	Homestand: 4 G, 4-17, 2B, 3 R, 5 K, 2 SB
Saw his career-best 14-game on-base streak come to an end on Thursday	
Is 28-for-85 (.329) with six doubles, five home runs, and 11 RBI in his last 21 home games since April 28, hitting safely in 17 of the contests	
Ranks among AL second basemen in extra-base hits (T-2 nd , 20), slugging percentage (3 rd , .423), batting average (3 rd , .261), total bases (3 rd , 99), and OPS (4 th , .734)	
On 6/6 at ATH, his three hits matched a season high (5x, last: 5/28 vs. STL), while his two extra-base hits matched a career high (4x, last: 5/28 vs. STL)...Hit his second-career homer off a left-handed pitcher, joining 8/10/24 at TB (Tyler Alexander)	
Has tallied an RBI in 12 of his last 25 games (15 total RBI) since 5/16...Had 12 RBI in his first 35 games through 5/15	
Hit his first career leadoff homer on 5/31 vs. CWS...Became the second-youngest Oriole to hit a leadoff home run behind Paul Blair (21y, 075d on 4/17/65 at BOS & 21y, 100d on 5/12/65 vs. CLE)...Six of his eight homers have come at OPACY	
Slashing .393/.507/.607 (24-for-67) with five doubles, one triple, and two homers when ahead in the count compared to .167/.176/.179 (14-for-84) with one double when behind in the count	
Owned a career-best 10 game hitting streak from 5/14 (G2)-5/24 (G1)...Became the fifth Oriole (8 th occurrence) to record a 10-game hitting streak before turning 22	
12 • RAMÓN LAUREANO • OF (R)	.269 • 8 HR • 16 RBI
Current Streak: 1 G (1-3; since 6/13)	2025 High: 5 G (5/14-19)
Last Game: 1-3, HR, BB, K	Homestand: 4 G, 4-13, HR, 2 R, 3 BB, 4 K
His 15 homers vs. LAA are his most against any opponent, ahead of TEX (14 HR)	
Slashing .338/.405/.631 (22-for-65) with four doubles, five homers, 10 nine RBI in 19 games since 5/7...His 1.036 OPS during that time ranks fourth in the AL (min. 50 PA)	
His .529 slugging percentage ranks fourth among AL outfielders (min. 75 AB)	
On 6/7 at ATH, tallied a season-high-tying three RBI (also 4/19 vs. CIN)	
Owns a 41.2 percent hard-hit rate, his highest since his rookie season in 2018 (41.7%)...Also has the lowest chase rate of his career at 21.3 percent	
Eleven of his last 13 homers since 8/17/24 have been off right-handed pitchers	
Reinstated from the 10-day Injured List (left ankle sprain) on 6/6...Exited the game on 5/20 at MIL with left ankle discomfort and was placed on the Injured List on 5/24 (retroactive to 5/21)	
His four outfield assists are tied for fourth in the AL...Since 2018, his 53 outfield assists are third in MLB behind LAD's Teoscar Hernandez (69) and Hunter Renfroe (65)	
16 • COBY MAYO • INF (R)	.139 • 0 HR • 1 RBI
Current Streak: 0-for-last-7 (since 6/8)	2025 High: 2 G (2x, last: 6/6-8)
6/12 vs. DET: 0-2, BB, K	Homestand: 2 G, 0-5, BB, 2 K
Has drawn a walk in three of his last five games	
Stole his first career base on 6/8 at ATH...Recorded his first career extra-base hit on 6/6 at ATH...In his minor league career, 48.8 percent of his hits have gone for extra bases (216 XBH, 443 H)	
Scored a run in three straight games from 6/1-4	
In 45 games overall with Norfolk, is 38-for-168 (.226) with 10 doubles, two triples, eight home runs, 28 RBI, and 23 walks	
Batting .500 (11-for-22) with three doubles, one triple, five home runs and 10 RBI against left-handed pitchers with the Tides	
31 • CEDRIC MULLINS • OF (L)	.230 • 10 HR • 32 RBI
Current Streak: 0-2 (since 6/13)	2025 High: 6 G (4/18-24)
Last Game: 0-2, BB, K	Homestand: 3 G, 2-10, 2 2B, 2 R, RBI, BB, 3 K
On Wednesday vs. DET, had two doubles for the first time since 7/5/23 at NYY (2 2B)	
Reinstated from the 10-day Injured List (right hamstring strain) on 6/10...Was placed on the 10-day Injured List on 5/30, retroactive to 5/29	
Slashed .179/.205/.369 (15-for-84) with four doubles and four homers in 22 games in May after slashing .278/.412/.515 (27-for-97) through 28 games in March and April	
His 4.34 pitches per plate appearance are second in the AL and fourth in MLB	
Hit his fourth career grand slam on 5/14 (G2) vs. MIN (last: 9/11/23 vs. STL)...	

Surpassed the 300 career RBI mark with the grand slam, becoming the sixth Oriole to have at least 300 RBI and 100 stolen bases, joining Brady Anderson (744 RBI, 307 SB), Mark Belanger (385 RBI, 166 SB), Paul Blair (567 RBI, 167 SB), Al Bumbry (392 RBI, 252 SB), and Brian Roberts (521 RBI, 278 SB)	
Owns a career-high 11.0 percent walk rate...Has never had a walk rate above 9.5 percent (2023) in his career	
His 131 stolen bases since 2019 are tied for second in the AL with KC's Bobby Witt Jr., behind CLE's José Ramírez (170 SB) and tied for sixth in MLB during that time	
32 • RYAN O'HEARN • INF/OF (L)	.310 • 10 HR • 27 RBI
Current Streak: 1 G (2-4; since 6/13)	2025 High: 10 G (5/21-31)
Last Game: 2-4, 2B, HR	Homestand: 4 G, 3-13, 2B, HR, 2 R, 3 RBI, 3 K, HBP
Tallied his t fourth multi-extra-base hit game last night (last: 5/25 at BOS), tying Jackson Holliday and Gunnar Henderson for the team lead	
Ranks among AL leaders in on-base percentage (6 th , .391), batting average (7 th , .310), slugging percentage (7 th , .502), and OPS (8 th , .893)	
Is 14-for-41 (.341) with four doubles, two homers, and eight RBI in 16 career games against the Angels	
Had his career-high 19-game on-base streak snapped on 6/4...Was tied with Gunnar Henderson for the longest by an Oriole this season...Has reached base safely in 35 of his last 39 games since 4/24	
Had his first career 10-game hitting streak snapped on 6/1...Has hit in 14 of his 19 games since 5/21	
In 26 games in May, slashed .365/.450/.542 (35-for-96) with five doubles, four home runs, 14 runs scored, 10 RBI, and 13 walks...Ranked among AL leaders in AVG (3 rd), OBP (4 th), and OPS (6 th) during the month...His previous career high for most hits in a month was June 2024 (27)	
His .330 (33-for-100) road average is ninth in the AL and 12 th in MLB	
Is 16-for-28 (.571) with five doubles and four homers on the first pitch of an at-bat	
Is 35-for-93 (.376) with six doubles, seven home runs, and 22 RBI in 25 O's wins, compared to 28-for-110 (.255) with three doubles and three homers in 33 losses	
Hitting .351 (39-for-111) with four doubles and six home runs off fastballs	
35 • ADLEY RUTSCHMAN • C (S)	.227 • 7 HR • 19 RBI
Current Streak: 1 G (1-3; since 6/13)	2025 High: 8 G (4/3-13)
Last Game: 1-3, BB	Homestand: 4 G, 3-14, 2B, 2 R, RBI, 2 BB, 2 K
Has 13 hits in 10 games this month (13-for-38, .342) after going 16-for-88 (.182) in May...Has recorded four multi-hit efforts in 10 games in June after having three in 25 games in May	
Homered in consecutive games from 6/4-5 for the fourth time in his career (last: 3 G, 5/12-15/24)	
Blasted a three-run homer in the 11 th inning on 5/21 at MIL...Marked the first home run in extra innings by an Orioles catcher since Welington Castillo on 5/19/17 vs. TOR...Snapped a career-high 43-game streak without multiple RBI (last: 3/27 at TOR)	
Owns career highs in average exit velocity (90.0 mph) and barrel rate (9.2%)	
His 13.9 percent whiff rate is the second lowest among all MLB catchers behind WSH's Keibert Ruiz (13.4%)	
Since his MLB debut on 5/21/22, ranks second among MLB primary catchers with 96 doubles and 458 hits, both trailing MIL's William Contreras (467 H, 98 2B)	
99 • GARY SÁNCHEZ • C (R)	.100 • 0 HR • 4 RBI
Current Streak: 0-8 (since 4/18)	2025 High: 2 G (4/15-18)
4/27 at DET: 0-2, 2 K, 2 HBP	Homestand: --
Reinstated from the 10-day Injured List (right wrist inflammation) prior to today's game...Was placed on the Injured List on 4/28	
Hit .364 (8-for-22) with one double, three home runs, and eight RBI in seven rehab games with Triple-A Norfolk...Began the rehab assignment on 6/4	
On 4/27 at DET, was hit by a career-high-tying two pitches (also 4/28/24 vs. NYY)...Became the first Oriole backstop to be hit twice in a game since Ramón Hernández (also 2 HBP) on 9/5/06 at LAA	
Is 0-for-16 against left-handed pitching this season, compared to 3-for-14 off righties	
29 • RAMÓN URÍAS • INF (R)	.274 • 3 HR • 21 RBI
Current Streak: 1 G (1-3; since 6/13)	2025 High: 11 G (5/17-28)
Last Game: 1-3, K	Homestand: 4 G, 3-11, HR, 2 RBI, 2 K, SB
Is 19-for-60 (.317) with three doubles and 13 RBI in 18 career games vs. LAA	
Hitting .345 (30-for-87) with three doubles and three homers off fastballs compared to .200 (9-for-45) with three doubles off breaking pitches and .160 (4-for-25) with zero extra-base hits off offspeed pitches	
Owns an 8.9 percent walk rate, his highest since a career best 2021 (9.5%)	
Slashing .356/.508/.511 (16-for-45) when ahead in the count compared to .200/.196/.240 (10-for-50) when behind	
Hit safely in a career-best 11 straight games from 5/17-28...His 14-game on-base streak from 4/30-5/28 was one game shy of his career best (15 G, 8/31/21-4/9/22)	
Reinstated from the 10-day Injured List (right hamstring strain) on 5/14...Was placed on the IL on 5/3 (retro to 5/1)	
52 • LUIS VÁZQUEZ • INF (R)	SEASON DEBUT
Current Streak: 1 G (1-4; since 9/29/24)	2025 High: --
Last Game: --	Homestand: --
Had his contract selected from Triple-A Norfolk on 6/10...His first appearance will mark his Orioles debut	
Slashing .280/.345/.447 (37-for-132) with five doubles, one triple, five home runs, 20 RBI, 10 walks, and three steals in 37 games with the Tides...Homered in each of his last two games with the Tides, including a grand slam on 6/4 at Louisville	
Acquired by the Orioles from the Cubs on 1/31 in exchange for cash considerations...Was designated for assignment by CHC on 1/28	
Appeared in 11 games with the Cubs last season, going 1-for-12 with two runs scored, one RBI, and one hit-by-pitch...Hit .263 (62-for-236) with 16 doubles, eight home runs, 24 RBI, 25 walks, and one stolen base in 64 games for Triple-A Iowa	
Made his MLB debut last season on 5/22/24 vs. ATL, going 0-for-1 with a strikeout after entering as a defensive replacement in the ninth inning	
11 • JORDAN WESTBURG • INF (R)	.223 • 6 HR • 10 RBI
Current Streak: 0-4 (since 6/12)	2025 High: 6 G (4/23-6/11)
6/12 vs. DET: 0-4, K	Homestand: 3 G, 3-11, 2B, 2 HR, 2 R, 4 RBI, BB, HBP, 3 K
Has reached base safely in each of his first eight career games vs. LAA	
Saw his season-best six-game hitting streak come to an end on Thursday vs. DET	
Homered in consecutive games from 6/10-11 for the second time in his career (also 6/22-23/24)...Is the seventh Oriole (8 th occurrence) to go deep in two straight games this year (last: Rutschman, 6/4-5)	
Batting .303 (10-for-33) with five homers and eight RBI from the seventh inning on, compared to .186 (13-for-70) with one homer and two RBI from innings one through six	
Reinstated from the 10-day Injured List (left hamstring strain) on 6/10...Was placed on the 10-day Injured List on 4/28, retroactive to 4/27	
Notched his second career multi-double performance on 4/20 vs. CIN, joining 7/29/24 (G1) vs. TOR (3 2B)...Marked his eighth career multi-extra-base hit effort	
Tallied his first career multi-homer game on 3/29 at TOR...Matched a career high with four hits (3x, last: 6/25/24 vs. CLE) and scored a career-high three runs...His 434-foot homer in the first inning off Max Scherzer was the furthest of his career	



ADDITIONAL HITTER INFO																		
			MULTI-HIT GAMES					MULTI-RBI GAMES						LAST HR		MULTI-HR GAMES		
	vs. LHP	vs. RHP	2	3	4	5	TOTAL	2	3	4	5	6+	TOTAL	(DATE/PITCHER)	2025	CAREER	LAST (HRS)	
Dylan Carlson	.294	.220	3	1	-	-	4	1	1	-	-	-	2	6/12/25 vs. DET (Kahhle)	-	3	6/20/23 at WSH (2)	
Colton Cowser	.077	.229	1	-	-	-	1	-	-	-	-	-	-	6/7/25 at ATH (Severino)	-	2	9/20/24 vs. DET (2)	
Gunnar Henderson	.181	.323	18	3	-	-	21	4	-	-	-	-	4	5/18/25 vs. WSH (Soroka)	-	2	6/21/24 at HOU (2)	
Jackson Holliday	.226	.271	10	5	-	-	15	3	1	1	-	-	5	6/6/25 at ATH (Sears)	1	1	5/4/25 vs. KC (2)	
Ramón Laureano	.205	.307	5	2	1	-	8	-	2	-	-	-	2	6/13/25 vs. LAA (Kochanowicz)	1	5	4/19/25 vs. CIN (2)	
Coby Mayo	.125	.143	-	-	-	-	-	-	-	-	-	-	-	-	-	-	-	
Cedric Mullins	.283	.214	11	1	-	-	12	3	1	2	1	-	7	5/19/25 at MIL (Mears)	1	6	3/27/25 at TOR (2)	
Ryan O'Hearn	.250	.325	13	4	1	-	18	3	3	-	-	-	6	6/13/25 vs. LAA (Kochanowicz)	-	2	8/25/19 at CLE (2)	
Adley Rutschman	.246	.218	7	4	-	-	11	1	2	-	-	-	3	6/4/25 at SEA (Hancock)	1	3	3/27/25 at TOR (2)	
Gary Sánchez	.000	.214	-	-	-	-	-	1	-	-	-	-	1	9/27/24 vs. NYM (Young)	-	17	8/2/23 at COL (2)	
Ramón Urías	.314	.262	9	2	-	-	11	2	1	-	-	-	3	6/11/25 vs. DET (Mize)	-	1	7/15/22 at TB (2)	
Luis Vázquez	----	----	-	-	-	-	-	-	-	-	-	-	-	-	-	-	-	
Jordan Westburg	.214	.227	3	1	1	-	5	1	1	-	-	-	2	6/11/25 vs. DET (Brieske)	1	1	3/29/25 at TOR (2)	

O's HITTERS															2025 vs. LOS ANGELES ANGELS															CAREER vs. LOS ANGELES ANGELS														
PLAYER	G	AB	R	H	2B	3B	HR	RBI	BB	IBB	SO	AVG	OBP	SLG		G	AB	R	H	2B	3B	HR	RBI	BB	IBB	SO	AVG	OBP	SLG															
Dylan Carlson	1	3	0	0	0	0	0	0	0	0	0	.000	.000	.000		6	16	4	2	0	0	1	2	4	0	5	.125	.300	.313															
Colton Cowser																6	11	2	2	1	0	1	1	4	0	4	.182	.400	.545															
Gunnar Henderson	4	17	4	6	1	1	2	4	1	0	6	.353	.389	.882		17	68	15	24	5	4	6	16	5	0	19	.353	.408	.809															
Jackson Holliday	4	14	0	3	1	0	0	1	2	0	5	.214	.313	.286		5	18	1	4	1	0	0	1	2	0	7	.222	.300	.278															
Ramón Laureano	4	12	3	2	0	0	2	2	2	1	6	.167	.286	.667		73	245	39	62	18	0	15	41	27	1	74	.253	.348	.510															
Coby Mayo																																												
Cedric Mullins	4	15	2	2	1	0	0	0	1	0	4	.133	.188	.200		30	107	18	19	6	0	4	13	9	0	25	.178	.252	.346															
Ryan O'Hearn	3	8	2	3	1	0	1	1	3	0	2	.375	.545	.875		16	41	8	14	4	0	2	8	7	0	12	.341	.438	.585															
Adley Rutschman	4	17	1	3	0	1	0	1	1	0	1	.176	.222	.294		20	73	14	21	3	1	2	11	13	2	7	.288	.395	.438															
Gary Sánchez																31	115	18	26	6	0	7	16	16	0	33	.226	.323	.461															
Ramón Urías	1	3	0	1	0	0	0	0	0	0	1	.333	.333	.333		18	60	7	19	3	0	0	13	5	0	8	.317	.369	.367															
Luis Vázquez																																												
Jordan Westburg																8	30	3	7	2	0	0	4	2	0	6	.233	.281	.300															

O's PITCHERS															2025 vs. LOS ANGELES ANGELS															CAREER vs. LOS ANGELES ANGELS														
PLAYER	W	L	SV	G	GS	INN	H	R	ER	HR	BB	K	ERA	AVG		W	L	SV	G	GS	INN	H	R	ER	HR	BB	K	ERA	AVG															
Keegan Akin	0	0	0	1	0	0.1	0	0	0	0	0	0	0.00	.000		1	0	0	7	2	15.2	13	5	5	3	6	16	2.87	.232															
Bryan Baker	0	0	0	2	0	2.0	0	0	0	0	0	3	0.00	.000		1	1	0	8	0	7.0	11	5	5	1	3	10	6.43	.344															
Félix Bautista	0	0	2	3	0	3.0	1	1	1	1	0	5	3.00	.100		0	0	3	8	0	8.2	2	1	1	1	3	10	1.04	.074															
Scott Blewett																0	0	0	1	0	1.0	1	0	0	0	0	0	0.00	.250															
Yennier Cano	0	0	0	3	0	2.1	3	0	0	0	1	4	0.00	.333		0	0	1	9	0	9.0	6	1	1	1	1	10	1.00	.194															
Seranthony Domínguez	0	0	0	1	0	1.0	0	0	0	0	0	1	0.00	.000		0	1	0	5	0	4.2	6	2	2	0	0	5	3.86	.300															
Zach Eflin	1	0	0	1	1	5.0	5	2	2	0	2	5	3.60	.263		3	1	0	6	6	35.1	35	10	10	2	5	35	2.55	.252															
Andrew Kittredge																1	0	1	8	2	10.0	9	5	5	4	1	8	4.50	.231															
Dean Kremer																3	0	0	4	4	20.2	15	5	5	2	7	26	2.18	.200															
Charlie Morton	1	0	0	2	1	7.0	5	0	0	0	1	12	0.00	.192		6	2	0	14	13	70.0	54	29	26	9	27	73	3.34	.212															
Cade Povich																																												
Gregory Soto	0	0	0	1	0	1.0	1	0	0	0	0	0	0.00	.333		0	1	3	11	0	10.0	10	9	8	2	8	11	7.20	.270															
Tomoyuki Sugano	1	0	0	1	1	7.1	3	1	1	0	0	5	1.23	.120		1	0	0	1	1	7.1	3	1	1	0	0	5	1.23	.120															

RECENT TRANSACTIONS	
6/14	Reinstated C Gary Sánchez (right wrist inflammation) from the 10-day Injured List...Optioned C Maverick Handley to Triple-A Norfolk.
6/10	Reinstated OF Cedric Mullins (right hamstring strain) and INF Jordan Westburg (left hamstring strain) from the 10-day Injured List...Selected the contract of INF Luis Vázquez from Triple-A Norfolk...Placed INF Jorge Mateo on the 10-day Injured List (left elbow inflammation)...Optioned OF Heston Kjerstad ¹ to Triple-A Norfolk...Designated INF Emmanuel Rivera for assignment... OF Jordyn Adams cleared outright waivers and has been assigned to Triple-A Norfolk... RHP Matt Bowman cleared outright waivers and accepted an assignment to Triple-A Norfolk.
6/7	OF Tyler O'Neill began a rehab assignment with Triple-A Norfolk.
6/6	Reinstated OF Ramón Laureano (left ankle sprain) from the 10-day Injured List...Acquired RHP Scott Blewett from the Atlanta Braves in exchange for cash considerations...Designated OF Jordyn Adams for assignment.
6/5	UTL Cooper Hummel elected free agency in lieu of accepting an outright assignment to Triple-A Norfolk.
6/4	OF Ramón Laureano (left ankle sprain) and C Gary Sánchez (right wrist inflammation) began rehab assignments with Triple-A Norfolk.
6/3	C Chadwick Tromp elected free agency in lieu of accepting an outright assignment to Triple-A Norfolk.
6/2	Reinstated OF Colton Cowser (left thumb fracture) from the 60-day Injured List...Designated UTL Cooper Hummel for assignment.
5/31	Recalled INF Coby Mayo from Triple-A Norfolk...Selected the contract of OF Jordyn Adams from Triple-A Norfolk...Placed INF Ryan Mountcastle (right hamstring strain) on the 10-day Injured List...Designated C Chadwick Tromp for assignment... LHP Cionel Pérez cleared outright waivers and accepted an assignment to Triple-A Norfolk.
5/30	Signed UTL Cooper Hummel to a one-year major league contract...Placed OF Cedric Mullins (right hamstring strain) on the 10-day Injured List, retroactive to 5/29...Transferred RHP Cody Poteet (right shoulder inflammation) to the 60-day Injured List.
5/29	UTL Cooper Hummel elected free agency in lieu of accepting an outright assignment to Triple-A Norfolk... INF Jordan Westburg (left hamstring strain) began a rehab assignment with Triple-A Norfolk...Transferred the rehab assignment of OF Colton Cowser (left thumb fracture) to Triple-A Norfolk.
5/28	Selected the contract of RHP Matt Bowman from Triple-A Norfolk...Optioned RHP Yaramil Hiraldo ¹ to Triple-A Norfolk.
5/27	INF/OF Terrin Vavra cleared outright waivers and accepted an assignment to Triple-A Norfolk.
5/26	Selected the contract of C Chadwick Tromp from Triple-A Norfolk...Designated UTL Cooper Hummel for assignment.
5/25	Signed UTL Cooper Hummel to a one-year major league contract...Designated INF/OF Terrin Vavra for assignment.
5/24	Placed OF Ramón Laureano (left ankle sprain) on the 10-day Injured List, retroactive to 5/21...Selected the contract of INF/OF Terrin Vavra from Triple-A Norfolk...Appointed LHP Trevor Rogers from Triple-A Norfolk as the 27 th man (between DH games)...Selected the contract of RHP Yaramil Hiraldo from Triple-A Norfolk...Designated LHP Cionel Pérez for assignment...Returned LHP Trevor Rogers to Triple-A Norfolk (postgame).

EUTAW STREET HOME RUNS			
DATE	PLAYER (Team)	OPP. (Pitcher)	DISTANCE
4/29	Trent Grisham (NYY)	BAL (Gibson)	399 ft.
4/19	Jake Fraley (CIN)	BAL (Young)	421 ft.
2025 totals - 2 (0 by Orioles, 2 by opponents)			
*Total since 1992 - 133 (64 by Orioles, 69 by opponents)			

O's CHALLENGES				
TEAM	TOTAL	WON	LOST	SUCCESS RATE
Orioles	26	9	17	35%
Opponents	12	9	3	75%
Last by O's: 6/4 at SEA (B6)		Batter/Runner: Crawford		Tag Play (HP)
Last by Opp.: 6/8 at ATH (B5)		Batter/Runner: Muncy		Force Play (1B)
				Safe/Overturned
				Out/Overturned

RECORD BY POSITION										
PLAYER	C	1B	2B	3B	SS	LF	CF	RF	DH	
Dylan Carlson	-	-	-	-	-	7-9	2-1	3-0	-	
Colton Cowser	-	-	-	-	-	3-2	3-4	-	-	
Maverick Handley	7-6	-	-	-	-	-	-	-	-	
Gunnar Henderson	-	-	-	-	24-31	-	-	-	1-4	
Jackson Holliday	-	-	22-32	-	4-1	-	-	-	0-1	
Heston Kjerstad	-	-	-	-	-	10-15	-	10-10	1-0	
Ramón Laureano	-	-	-	-	-	6-12	0-1	5-7	0-1	
Jorge Mateo	-	-	1-4	-	0-8	1-0	4-2	-	-	
Coby Mayo	-	2-3	-	0-2	-	-	-	-	2-2	
Ryan Mountcastle	-	15-28	-	-	-	-	-	-	1-3	
Cedric Mullins	-	-	-	-	-	-	19-32	-	0-1	
Ryan O'Hearn	-	10-6	-	-	-	0-2	-	4-9	11-14	
Tyler O'Neill	-	-	-	-	-	1-0	-	6-14	0-1	
Emmanuel Rivera	-	1-3	-	7-7	-	-	-	-	1-0	
Adley Rutschman	19-26	-	-	-	-	-	-	-	6-8	
Gary Sánchez	2-7	-	-	-	-	-	-	-	0-1	
Chadwick Tromp	0-1	-	-	-	-	-	-	-	-	
Ramón Urías	-	-	1-0	19-22	-	-	-	-	1-1	
Jordan Westburg	-	-	4-4	2-9	-	-	-	-	4-3	

RECORD BY BATTING ORDER		
-------------------------	--	--

2025 BY THE NUMBERS			
	HOME	AWAY	TOTAL
Overall	14-19	14-21	28-40
MONTH	HOME	AWAY	TOTAL
March (5)	1-0	2-2	3-2
April (25)	6-7	3-9	9-16
May (27)	4-10	5-8	9-18
June (27)	3-2	4-2	7-4
July (25)	-	-	-
August (28)	-	-	-
September (25)	-	-	-
TOTAL (162)	14-19	14-21	28-40
DAY OF WEEK	HOME	AWAY	TOTAL
Monday (14)	3-0	1-1	4-1
Tuesday (23)	0-4	1-4	1-8
Wednesday (25)	3-4	2-3	5-7
Thursday (18)	1-3	3-1	4-4
Friday (26)	3-2	1-4	4-6
Saturday (28)	3-2	4-4	7-6
Sunday (27)	1-4	2-4	3-8
TOTAL (162)	14-19	14-21	28-40
VS. AL EAST	HOME	AWAY	TOTAL
Boston Red Sox (13)	1-2	2-2	3-4
New York Yankees (13)	2-1	-	2-1
Tampa Bay Rays (13)	-	-	-
Toronto Blue Jays (13)	1-1	2-2	3-3
TOTAL (52)	4-4	4-4	8-8
VS. AL CENTRAL	HOME	AWAY	TOTAL
Chicago White Sox (7)	3-0	-	3-0
Cleveland Guardians (7)	2-1	-	2-1
Detroit Tigers (6)	1-2	0-3	1-5
Kansas City Royals (6)	1-2	1-2	2-4
Minnesota Twins (6)	0-3	0-3	0-6
TOTAL (32)	7-8	1-8	8-16
VS. AL WEST	HOME	AWAY	TOTAL
Houston Astros (7)	-	-	-
Los Angeles Angels (6)	1-0	2-1	3-1
Oakland Athletics (6)	-	1-2	1-2
Seattle Mariners (6)	-	3-0	3-0
Texas Rangers (7)	-	-	-
TOTAL (32)	1-0	6-3	7-3
VS. NL EAST	HOME	AWAY	TOTAL
Atlanta Braves (3)	-	-	-
Miami Marlins (3)	-	-	-
New York Mets (3)	-	-	-
Philadelphia Phillies (3)	-	-	-
Washington Nationals (4)	0-3	1-2	1-5
TOTAL (16)	0-3	1-2	1-5
VS. NL CENTRAL	HOME	AWAY	TOTAL
Chicago Cubs (3)	-	-	-
Cincinnati Reds (3)	1-2	-	1-2
Milwaukee Brewers (3)	-	1-2	1-2
Pittsburgh Pirates (3)	-	-	-
St. Louis Cardinals (3)	1-2	-	1-2
TOTAL (15)	2-4	1-2	3-6
VS. NL WEST	HOME	AWAY	TOTAL
Arizona Diamondbacks (3)	-	1-2	1-2
Colorado Rockies (3)	-	-	-
Los Angeles Dodgers (3)	-	-	-
San Diego Padres (3)	-	-	-
San Francisco Giants (3)	-	-	-
TOTAL (15)	-	1-2	1-2

BALTIMORE ORIOLES - WALK-OFF AND MISC. HOME RUNS

Baltimore Orioles Walk-off Wins							
Date	Score	Batter/Runner	Action	RBI	Pitcher	INN	OUTS
-	-	-	-	-	-	-	-
Opponent Walk-off Wins							
Date	Score	Batter/Runner	Action	RBI	Pitcher	INN	OUTS
5/24 (G1)	BAL 5 @ BOS 6	Rafael Devers	1B	1	Gregory Soto	10	1
Baltimore Orioles Back-to-Back Home Runs							
Date	Score	Batters	Pitcher	INN	OUTS		
6/5	BAL 4 @ SEA 3	Adley Rutschman/Gunnar Henderson	Bryan Woo	6	0		
5/14 (G2)	MIN 8 @ BAL 6	Cedric Mullins/Heston Kjerstad	Simeon Woods Richardson	3	2		
4/19	CIN 5 @ BAL 9	Ramón Laureano/Jordan Westburg	Carson Spiers	7	2		
4/19	CIN 5 @ BAL 9	Cedric Mullins/Gunnar Henderson	Hunter Greene	1	0		
3/27	BAL 12 @ TOR 2	Adley Rutschman/Jordan Westburg	Yariel Rodríguez	8	1		
Opponent Back-to-Back Home Runs							
Date	Score	Batters	Pitcher	INN	OUTS		
5/18	WSH 10 @ BAL 4	Dylan Crews/CJ Abrams	Zach Eflin	2	1		
5/15	MIN 4 @ BAL 0	DaShawn Keirsej Jr./Byron Buxton	Tomoyuki Sugano	3	1		
5/4	KC 11 @ BAL 6	Bobby Witt Jr./Vinnie Pasquantino	Yennier Cano	7	1		
4/29	NY Yankees 15 @ BAL 3	Trent Grisham/Aaron Judge/Ben Rice	Kyle Gibson	1	0		
4/17	CLE 2 @ BAL 6	Daniel Schneemann/Austin Hedges	Tomoyuki Sugano	3	0		
4/9	BAL 0 @ AZ 9	Pavin Smith/Josh Naylor	Dean Kremer	5	1		
Baltimore Orioles Grand Slams							
Date	Score	Batter	Pitcher	INN	OUTS		
5/14	MIN 8 @ BAL 6	Cedric Mullins	Simeon Woods Richardson	3	2		
4/16	CLE 1 @ BAL 9	Jackson Holliday	Gavin Williams	2	1		
Opponent Grand Slams							
Date	Score	Batter	Pitcher	INN	OUTS		
5/23	BAL 5 @ BOS 19	Rafael Devers	Emmanuel Rivera	8	2		
4/20	CIN 24 @ BAL 2	Noelvi Marte	Jorge Mateo	8	2		
Baltimore Orioles Inside-the-Park Home Runs							
Date	Score	Batter	RBI	Pitcher	INN	OUTS	
-	-	-	-	-	-	-	-
Opponent Inside-the-Park Home Runs							
Date	Score	Batter	RBI	Pitcher	INN	OUTS	
-	-	-	-	-	-	-	-
Baltimore Orioles Pinch-Hit Home Runs							
Date	Score	Batter	RBI	Pitcher	INN	OUTS	
5/10	BAL 2 @ LAA 5	Ramón Laureano	1	Brock Burke	9	0	
Opponent Pinch-Hit Home Runs							
Date	Score	Batter	RBI	Pitcher	INN	OUTS	
5/11	BAL 7 @ LAA 3	Matthew Lugo	1	Félix Bautista	9	2	
5/7	BAL 2 @ MIN 5	Harrison Bader	2	Keegan Akin	7	1	
Baltimore Orioles Leadoff Home Runs							
Date	Score	Batter	Pitcher				
5/31	CWS 2 @ BAL 4	Jackson Holliday	Davis Martin				
4/19	CIN 5 @ BAL 9	Cedric Mullins	Hunter Greene				
4/3	BOS 8 @ BAL 4	Cedric Mullins	Tanner Houck				
3/29	BAL 9 @ TOR 5	Colton Cowser	Max Scherzer				
Opponent Leadoff Home Runs							
Date	Score	Batter	Pitcher				
5/24 (G1)	BAL 5 @ BOS 6	Jarren Duran	Zach Eflin				
5/18	WSH 10 @ BAL 4	CJ Abrams	Zach Eflin				
4/29	NY Yankees 15 @ BAL 3	Trent Grisham	Kyle Gibson				
4/23	BAL 3 @ WSH 4	James Wood	Tomoyuki Sugano				

LAST TIME IT HAPPENED	
BATTING	
Eutaw St. Home Run	Gunnar Henderson, 8/14/24 vs. WSH (Herz)
Opponent	Trent Grisham, 4/30/25 vs. NYY (Gibson)
Second Deck Home Run in LF at OPACY	Austin Hays, 6/7/22 vs. CHC (Mills)
Opponent	Pete Alonso, 9/2/20 vs. NYM (Means)
Grand Slam	Cedric Mullins, 5/14/25 (G2) vs. MIN (Woods Richardson)
Two Grand Slams in One Game	Reimold, Clevenger, 9/11/15 vs. KC (Herrera, Chamberlain)
Pinch-Hit Home Run	Ramón Laureano, 5/10/25 at LAA (Burke)
Pinch-Hit Walk-Off Home Run	Nolan Reimold, 7/24/16 vs. CLE (Allen)
Pinch-Hit Grand Slam	Dwight Evans, 7/26/91 vs. OAK (Nelson)
Inside the Park Home Run	Jorge Mateo, 8/20/23 at OAK (Sears)
LH & RH Home Run, Same Game	Anthony Santander, 8/7/24 at TOR (Francis, Yarbrough)
Individual 2-Home Run Game	Jackson Holliday, 5/4/25 vs. KC (Lorenzen)
Individual 3-Home Run Game	Ryan Mountcastle, 6/19/21 vs. TOR (Manoah, Kay)
Individual 4-Home Run Game	Never
Home Run in Consecutive Games	Jordan Westburg, 6/10-11/25 vs. DET
Home Run in 3 Consecutive Games	Jackson Holliday, 8/4-7/24 at CLE, at TOR
Home Run in 4 Consecutive Games	Gunnar Henderson, 5/17-20/24 vs. SEA, at STL
Home Run in 5 Consecutive Games	Jonathan Schoop, 7/22-27/18 vs. TOR, BOS, TB
Home Run in 6 Consecutive Games	Chris Davis, 9/26-10/2/12 vs. TOR, BOS, TB
4-Home Run Game, Team	5/4/25 vs. KC
5-Home Run Game, Team	4/19/25 vs. CIN
6-Home Run Game, Team	3/27/25 at TOR
7-Home Run Game, Team	6/2/16 vs. BOS
8+-Home Run Game, Team	6/16/15 vs. PHI (8)
10+-Run Game, Team	3/27/25 at TOR (12)
15+-Run Game, Team	6/20/24 at NYY (17)
20+-Run Game, Team	9/28/00 vs. TOR (23)
Back-to-Back HR	Rutschman/Henderson, 6/5/25 at SEA (6 th inning)
Back-to-Back HR to Start First Inning	Mullins/Henderson, 4/19/25 vs. CIN
Back-to-Back-to-Back HR	Schoop/Davis/Mancini, 8/6/17 vs. DET (1 st inning)
Back-to-Back-to-Back HR to Start First Inning	Flaherty/Hardy/Markakis, 5/10/12 (G1) vs. TEX
2 Back-to-Back HRS, Same Game	Mullins/Henderson (1 st), Laureano/Westburg (7 th) 4/19/25 vs. CIN
Leadoff Home Run	Jackson Holliday, 5/31/25 vs. CWS (Martin)
Walk-Off Win	Anthony Santander (HR), 9/19/24 vs. SF (Walker)
Walk-Off Home Run	Anthony Santander, 9/19/24 vs. SF (Walker)
Walk-Off Grand Slam	Manny Machado, 8/18/17 vs. LAA (Middleton)
Walk-Off Home Run, Eutaw St.	Rio Ruiz, 8/11/19 vs. HOU (Osuna)
Home Run, 15 th Inning or later	Jonathan Villar, 7/25/19 at LAA (Canning)
Home Run, 17 th Inning or later	Adam Jones, 5/6/12 at BOS (McDonald)
Home Run by a Pitcher	Zack Britton, 7/3/11 at ATL (Beachy)
2-Home Run Game by a Pitcher	Milt Pappas, 8/27/61 at MIN (Ramos)
Oriole w/ hit a Home Run for 1 st ML hit	Connor Norby, 6/4/24 at TOR (Pearson)
Oriole w/ 2 Home Runs in One Inning	Mark Trumbo, 4/15/16 at TEX (7 th inning, Pérez, Faulkner)
Oriole w/ 3 Home Runs in Consecutive Innings	Manny Machado, 8/7/16 at CWS (1 st , 2 nd , 3 rd inning, Shields, Albers)
5-Hit Game	Adley Rutschman, 6/21/24 at HOU
6-Hit Game	Cal Ripken, Jr., 6/13/99 at ATL
5-RBI Game	Cedric Mullins, 3/27/25 at TOR
6-RBI Game	Adley Rutschman, 6/9/24 at TB
7-RBI Game	Ryan Mountcastle, 4/11/23 vs. OAK (9)
8-RBI Game	Ryan Mountcastle, 4/11/23 vs. OAK (9)
9-RBI Game	Ryan Mountcastle, 4/11/23 vs. OAK
PITCHING	
Perfect Game	Never
No-Hitter	5/5/21 at SEA (Means)
1-Hitter	5/26/24 at CWS (Bradish, Coulombe, Cano, Kimbrel)
Complete Game	9/23/22 vs. HOU (Kremer)
Shutout	9/23/22 vs. HOU (Kremer)
Team Shutout	6/13/25 vs. LAA (Morton, Cano, Soto, Baker, Bautista)
Consecutive CG, Pitcher	Sidney Ponson (2), 5/16-22/04
Consecutive Shutouts, Pitcher	Mike Mussina (2), 9/26-10/1/95
Consecutive CG, Team	5/13-14/11 (Guthrie/Bergesen)
Consecutive Shutouts, Team	4/18-19/23 at WSH
10+ Strikeout Game, Pitcher	Charlie Morton (10), 6/13/25 vs. LAA
15+ Strikeout Game, Pitcher	Erik Bedard (15), 7/7/07 at TEX
10+ Strikeout Game, Team	6/13/25 vs. LAA (15)
15+ Strikeout Game, Team	6/13/25 vs. LAA (15)
4+ Strikeouts in an inning	Mike Cuellar (4), 5/29/70 at CAL
Immaculate Inning	Kevin Gausman, 4/23/18 vs. CLE (7 th inning)
MISCELLANEOUS	
Hit for the Cycle	Cedric Mullins, 5/12/23 vs. PIT (7 th in club history)
Steal of Home	Ryan Mountcastle, 5/30/25 vs. CWS
Position Player to Pitch	Emmanuel Rivera, 5/23/25 at BOS (1.0 IP, 8 H, 8 R, 2 BB, HR)
Triple Play Turned	9/18/22, Bottom 3 rd at TOR (Chapman batting/Kremer pitching)
	Scoring: 6-4-3 (Mateo-Vavra-Aguilar)
Manager Ejection	Brandon Hyde, 4/13/25 vs. TOR (18 th career)
Player Ejection	Ramón Laureano, 5/14/25 (G1) vs. MIN (7 th career)
WINNING SWEEPS	
2-Game, at OPACY	September 26-27, 2023 vs. WSH
2-Game, Road	April 18-19, 2023 at WSH
3-Game, at OPACY	May 30-June 1, 2025 vs. CWS
3-Game, Road	June 3-5, 2025 at SEA
4-Game, at OPACY	July 7-10, 2022 vs. LAA
4-Game, Road	June 7-10, 2024 at TB
Doubleheader	June 25, 2016 vs. TB

2025 OUTFIELD ASSISTS						
Outfielder	1B	2B	3B	HP	TOTAL	ERRORS (F-T)
Jordyn Adams	-	-	-	-	-	-
Dylan Carlson	-	2	-	1	3	-
Colton Cowser	-	-	-	-	-	-
Cooper Hummel	-	-	-	-	-	-
Heston Kjerstad	-	4	-	-	4	-
Ramón Laureano	-	3	-	1	4	2 (1-1)
Jorge Mateo	-	-	-	-	-	1 (1-0)
Cedric Mullins	-	-	-	-	-	2 (1-1)
Ryan O'Hearn	-	-	-	-	-	-
Tyler O'Neill	1	3	-	1	5	1 (1-0)
Team Totals	1	12	-	3	16	6 (4-2)





2025 CATCHING BREAKDOWN						
	Errors		SB	Pick-offs		
Catcher	F-T-C	PB	CCS-ATT	1B-2B-3B	Inn.	ERA W-L (GS)
Maverick Handley	0-0-1	0	0-13	0-0-0	119.0	4.24 7-6
Adley Rutschman	0-2-0	1	7-37	0-1-0	389.1	5.09 19-26
Gary Sánchez	0-0-0	1	0-2	1-0-0	77.0	5.03 2-7
Chadwick Tromp	0-0-0	0	0-0	0-0-0	10.0	6.30 0-1
Totals	0-2-1	2	7-52	1-1-0	595.1	4.93 28-40

SCORING BY INNING										
	1	2	3	4	5	6	7	8	9	Extras Totals
OPPONENTS	47	39	42	41	42	23	34	51	23	3 345
ORIOLES	24	30	41	21	29	32	30	36	14	5 262

ORIOLES WHO MADE THEIR MAJOR LEAGUE DEBUT IN 2025			
DATE	PLAYER	STATS	NOTES
5/27 vs. STL	Yamil Hiraldo	1.1 IP, 1 H, 1 K	Entered in 8 th
5/18 vs. WSH	Kade Strowd	1.0 IP, 2 H, R, ER, K	Entered in 9 th
4/29 vs. NYY	Maverick Handley	0-2, 2 K	Def. in 6 th
4/26 (G2) at DET	Grant Wolfram	0.1 IP, 1 H, 1 BB	Final out of 7 th
4/19 vs. CIN	Brandon Young	ND: 4.0+ IP, 7 H, 3 R, 3 ER, 3 BB, 3 K, HR	Game Started
3/30 at TOR	Tomoyuki Sugano	L: 4.0 IP, 4 H, 2 R, 2 ER, 2 BB, 1 K	Game Started

2025 SCHEDULE

G#	DATE	OPP.	W-L	SCORE	WP/LP/SV	REC	POS	GA/GB	ATT.
1	3/27	at TOR	W	12-2	Eflin/Berrios	1-0	T-1 st	+0.5	40,734
2	3/28	at TOR	L	8-2	Gausman/Morton	1-1	T-3 rd	-0.5	26,289
3	3/29	at TOR	W	9-5	Kremer/Lovelady	2-1	2 nd	-0.5	27,005
4	3/30	at TOR	L	3-1	Bassitt/Sugano/Hoffman	2-2	3 rd	-1.5	21,069
5	3/31	vs. BOS	W	8-5	Dominguez/Newcomb	3-2	3 rd	-1.0	45,002*
MARCH TOTALS: 3-2			TEAM ERA: 4.60		TEAM AVG: .305				
	4/1	OFF DAY				3-2	4 th	-1.0	
6	4/2	vs. BOS	L	3-0	Crochet/Eflin/Chapman	3-3	4 th	-1.5	18,146
7	4/3	vs. BOS	L	8-4	Kelly/Morton	3-4	T-4 th	-2.0	16,656
8	4/4	at KC	L	8-2	Lugo/Kremer	3-5	5 th	-2.5	14,196
9	4/5	at KC	W	8-1	Sugano/Wacha	4-5	5 th	-2.5	14,383
10	4/6	at KC	L	4-1	Bubic/Povich/Estévez	4-6	5 th	-2.5	19,098
11	4/7	at AZ	W	5-1	Eflin/Gallen	5-6	T-4 th	-1.5	20,333
12	4/8	at AZ	L	4-3	Kelly/Morton/Martinez	5-7	4 th	-2.0	23,843
13	4/9	at AZ	L	9-0	Pfaadt/Kremer	5-8	5 th	-2.5	22,411
	4/10	OFF DAY				5-8	5 th	-2.5	
	4/11	vs. TOR	**POSTPONED**		Rescheduled for 7/29 (DH)	5-8	5 th	-2.5	
14	4/12	vs. TOR	W	5-4	Baker/Francis/Bautista	6-8	T-4 th	-2.0	22,130
15	4/13	vs. TOR	L	7-6 (10)	Hoffman/Bowman	6-9	5 th	-2.5	27,193
	4/14	OFF DAY				6-9	5 th	-2.5	
16	4/15	vs. CLE	L	6-3	Allen/Morton/Clase	6-10	5 th	-3.5	14,203
17	4/16	vs. CLE	W	9-1	Kremer/Williams	7-10	5 th	-3.5	13,964
18	4/17	vs. CLE	W	6-2	Sugano/Bibee	8-10	4 th	-3.5	16,201
19	4/18	vs. CIN	L	8-3	Abbott/Povich	8-11	4 th	-4.5	42,587*
20	4/19	vs. CIN	W	9-5	Dominguez/Greene/Bautista	9-11	4 th	-3.5	28,534
21	4/20	vs. CIN	L	24-2	Rogers/Morton/Wynne	9-12	4 th	-4.5	19,053
	4/21	OFF DAY				9-12	4 th	-4.0	
22	4/22	at WSH	L	7-0	Parker/Kremer	9-13	4 th	-4.0	29,504
23	4/23	at WSH	L	4-3	López/Soto/Finnegan	9-14	5 th	-5.0	22,246
24	4/24	at WSH	W	2-1	Povich/Gore/Bautista	10-14	5 th	-4.5	23,058
	4/25	at DET	**POSTPONED**		Rescheduled for 4/26 (DH)	10-14	5 th	-4.0	
25	4/26-1	at DET	L	4-3	Mize/Young/Vest	10-15			28,509
26	4/26-2	at DET	L	6-2	Hurter/Morton	10-16	5 th	-5.0	21,422
27	4/27	at DET	L	7-0	Skubal/Kremer	10-17	5 th	-6.5	28,613
28	4/28	vs. NYY	W	4-3	Sugano/Warren/Bautista	11-17	5 th	-5.5	22,775
29	4/29	vs. NYY	L	15-3	Rodón/Gibson	11-18	5 th	-6.5	22,164
30	4/30	vs. NYY	W	5-4	Baker/Carrasco/Bautista	12-18	5 th	-5.5	22,381
APRIL TOTALS: 9-16			TEAM ERA: 5.64		TEAM AVG: .206				
	5/1	OFF DAY				12-18	5 th	-5.5	
31	5/2	vs. KC	W	3-0	Kremer/Wacha/Bautista	13-18	5 th	-5.5	26,364
32	5/3	vs. KC	L	4-0	Bubic/Sugano	13-19	5 th	-5.5	19,348
33	5/4	vs. KC	L	11-6	Zerpa/Cano	13-20	5 th	-5.5	31,956
	5/5	OFF DAY				13-20	5 th	-5.0	
34	5/6	at MIN	L	9-1	López/Povich	13-21	5 th	-6.0	19,779
35	5/7	at MIN	L	5-2	Coulombe/Morton/Duran	13-22	5 th	-7.0	16,417
36	5/8	at MIN	L	5-2	Jax/Cano/Duran	13-23	5 th	-7.5	17,410
37	5/9	at LAA	W	4-1	Sugano/Hendricks/Bautista	14-23	5 th	-7.5	30,778
38	5/10	at LAA	L	5-2	Kochanowicz/Gibson	14-24	5 th	-7.5	27,975
39	5/11	at LAA	W	7-3	Eflin/Ty. Anderson	15-24	5 th	-8.0	29,460
	5/12	OFF DAY				15-24	5 th	-8.0	
	5/13	vs. MIN	**POSTPONED**		Rescheduled for 5/14 (DH)	15-24	5 th	-7.5	
40	5/14-1	vs. MIN	L	6-3	Stewart/Kremer/Duran	15-25	5 th	-8.5	
41	5/14-2	vs. MIN	L	8-6	Funderburk/Cano/Sands	15-26	5 th	-9.0	10,169
42	5/15	vs. MIN	L	4-0	Paddock/Sugano	15-27	5 th	-9.5	30,926
43	5/16	vs. WSH	L	4-3	López/Bautista/Finnegan	15-28	5 th	-10.5	21,171
44	5/17	vs. WSH	L	10-6	Irvin/Gibson	15-29	5 th	-10.5	28,208
45	5/18	vs. WSH	L	10-4	Soroka/Eflin	15-30	5 th	-11.5	37,264
46	5/19	at MIL	L	5-4	Uribe/Cano/Megill	15-31	5 th	-12.0	22,319
47	5/20	at MIL	L	5-2	Henderson/McDermott/Uribe	15-32	5 th	-13.0	22,778
48	5/21	at MIL	W	8-4 (11)	Baker/Alexander	16-32	5 th	-13.0	30,554
	5/22	at BOS	**POSTPONED**		Rescheduled for 5/23 (DH)	16-32	5 th	-13.5	
49	5/23-1	at BOS	L	19-5	Whitlock/Dominguez	16-33	5 th	-14.0	31,150
	5/23-2	at BOS	**POSTPONED**		Rescheduled for 5/24 (DH)	16-33	5 th	-13.5	
50	5/24-1	at BOS	L	6-5 (10)	Weissert/Soto	16-34	5 th	-14.5	30,958
51	5/24-2	at BOS	W	2-1	Kittredge/Bernardino/Dominguez	17-34	5 th	-14.0	34,604
52	5/25	at BOS	W	5-1	Kremer/Buehler	18-34	5 th	-14.0	36,824
53	5/26	vs. STL	W	5-2	Morton/Fedde/Bautista	19-34	5 th	-14.0	21,717
54	5/27	vs. STL	L	7-4	Matz/Baker/Helsley	19-35	5 th	-15.0	13,779
55	5/28	vs. STL	L	6-4	King/Povich/Helsley	19-36	5 th	-16.0	14,491
	5/29	OFF DAY				19-36	5 th	-16.0	
56	5/30	vs. CWS	W	2-1	Eflin/Burke/Bautista	20-36	5 th	-15.0	22,108
57	5/31	vs. CWS	W	4-2	Kremer/Martin/Bautista	21-36	5 th	-14.0	23,470
MAY TOTALS: 9-18			TEAM ERA: 5.21		TEAM AVG: .250				
58	6/1	vs. CWS	W	3-2	Morton/Houser/Baker	22-36	5 th	-14.0	33,037
	6/2	OFF DAY				22-36	5 th	-14.0	
59	6/3	at SEA	W	5-1	Sugano/Kirby	23-36	5 th	-14.0	21,089
60	6/4	at SEA	W	3-2	Cano/Vargas/Bautista	24-36	5 th	-13.0	19,231
61	6/5	at SEA	W	4-3	Eflin/Woo/Baker	25-36	5 th	-13.0	27,887
62	6/6	at ATH	L	5-4	Sears/Kremer/Miller	25-37	5 th	-14.0	8,424
63	6/7	at ATH	W	7-4	Akin/Severino/Bautista	26-37	5 th	-13.0	9,185
64	6/8	at ATH	L	5-1	Newcomb/Sugano	26-38	5 th	-13.0	8,836
	6/9	OFF DAY				26-38	5 th	-13.0	
65	6/10	vs. DET	L	5-3	Lee/Povich/Vest	26-39	5 th	-14.0	20,291
66	6/11	vs. DET	W	10-1	Eflin/Mize	27-39	5 th	-14.0	18,630
67	6/12	vs. DET	L	4-1	Skubal/Kremer/Vest	27-40	5 th	-15.0	18,800
68	6/13	vs. LAA	W	2-0	Morton/Kochanowicz/Bautista	28-40	5 th	-14.0	20,204
69	6/14	vs. LAA	4:05 PM	MASN					
70	6/15	vs. LAA	1:35 PM	MASN					
71	6/16	at TB	7:35 PM	MASN2					
72	6/17	at TB	7:35 PM	MASN2					
73	6/18	at TB	7:35 PM	MASN2					
74	6/19	at TB	7:35 PM	MASN2					
75	6/20	at NYY	7:05 PM	MASN					
76	6/21	at NYY	1:05 PM	MASN					
77	6/22	at NYY	11:35 AM	Roku					
78	6/23	vs. TEX	6:35 PM	MASN					
79	6/24	vs. TEX	6:35 PM	MASN					
80	6/25	vs. TEX	6:35 PM	MASN					
	6/26	OFF DAY							
81	6/27	vs. TB	7:05 PM	Apple TV+					
82	6/28	vs. TB	4:05 PM	MASN					
83	6/29	vs. TB	1:35 PM	MASN					
84	6/30	at TEX	8:05 PM	MASN					
JUNE TOTALS: 7-4			TEAM ERA: 2.78		TEAM AVG: .249				
85	7/1	at TEX	8:05 PM	MASN					
86	7/2	at TEX	8:05 PM	MASN					
	7/3	OFF DAY							
87	7/4	at ATL	7:15 PM	MASN					
88	7/5	at ATL	4:10 PM	MASN2					
89	7/6	at ATL	11:35 AM	Roku					
	7/7	OFF DAY							
90	7/8	vs. NYM	6:35 PM	MASN					
91	7/9	vs. NYM	7:05 PM	MASN					
92	7/10	vs. NYM	1:05 PM	MASN					

	DATE	OPP.	W-L	SCORE	WP/LP/SV	REC	POS	GA/GB	ATT.
93	7/11	vs. MIA	7:05 PM	MASN					
94	7/12	vs. MIA	4:05 PM	MASN					
95	7/13	vs. MIA	1:35 PM	MASN					
	7/14	Home Run Derby (Truist Park - Atlanta, GA)							
	7/15	MLB All-Star Game (Truist Park - Atlanta, GA)							
	7/16-17	All-Star Break							
96	7/18	at TB	7:35 PM	MASN2					
97	7/19	at TB	7:05 PM	MASN2					
98	7/20	at TB	12:10 PM	MASN2					
99	7/21	at CLE	6:40 PM	MASN2					
100	7/22	at CLE	6:40 PM	MASN2					
101	7/23	at CLE	6:40 PM	MASN2					
102	7/24	at CLE	1:10 PM	MASN					
103	7/25	vs. COL	7:05 PM	MASN					
104	7/26	vs. COL	7:05 PM	MASN					
105	7/27	vs. COL	1:35 PM	MASN					
106	7/28	vs. TOR	6:35 PM	MASN					
107	7/29-1	vs. TOR	12:35 PM	MASN					
108	7/29-2	vs. TOR	6:35 PM	MASN					
109	7/30	vs. TOR	12:35 PM	MASN					
JULY TOTALS:		0-0	TEAM ERA: ---		TEAM AVG: ---				
110	8/1	at CHC	2:20 PM	MASN2					
111	8/2	at CHC	2:20 PM	MASN2 FS1*					
112	8/3	at CHC	2:20 PM	MASN2					
113	8/4	at PHI	6:45 PM	MASN					
114	8/5	at PHI	6:45 PM	MASN					
115	8/6	at PHI	12:35 PM	MASN					
	8/7	OFF DAY							
116	8/8	vs. ATH	7:05 PM	MASN					
117	8/9	vs. ATH	7:05 PM	MASN					
118	8/10	vs. ATH	1:35 PM	MASN					
	8/11	OFF DAY							
119	8/12	vs. SEA	6:35 PM	MASN					
120	8/13	vs. SEA	6:35 PM	MASN					
121	8/14	vs. SEA	1:05 PM	MASN2					
122	8/15	at HOU	8:10 PM	MASN2					
123	8/16	at HOU	7:10 PM	MASN2					
124	8/17	at HOU	2:10 PM	MASN					
125	8/18	at BOS	7:10 PM	MASN					
126	8/19	at BOS	7:10 PM	MASN					
	8/20	OFF DAY							
127	8/21	vs. HOU	7:15 PM	FOX					
128	8/22	vs. HOU	7:05 PM	MASN					
129	8/23	vs. HOU	7:05 PM	MASN					
130	8/24	vs. HOU	1:35 PM	MASN					
131	8/25	vs. BOS	6:35 PM	MASN					
132	8/26	vs. BOS	6:35 PM	MASN					
133	8/27	vs. BOS	6:35 PM	MASN					
134	8/28	vs. BOS	1:05 PM	MASN					
135	8/29	at SF	10:15 PM	MASN2					
136	8/30	at SF	7:15 PM	FOX					
137	8/31	at SF	4:05 PM	MASN2					
AUGUST TOTALS:		0-0	TEAM ERA: ---		TEAM AVG: ---				
138	9/1	at SD	6:40 PM	MASN2					
139	9/2	at SD	9:40 PM	MASN2					
140	9/3	at SD	4:10 PM	MASN2					
	9/4	OFF DAY							
141	9/5	vs. LAD	7:05 PM	MASN					
142	9/6	vs. LAD	7:05 PM	MASN					
143	9/7	vs. LAD	1:35 PM	MASN					
	9/8	OFF DAY							
144	9/9	vs. PIT	6:35 PM	MASN					
145	9/10	vs. PIT	6:35 PM	MASN					
146	9/11	vs. PIT	1:05 PM	MASN					
147	9/12	at TOR	7:07 PM	MASN2					
148	9/13	at TOR	3:07 PM	MASN2					
149	9/14	at TOR	1:37 PM	MASN2					
150	9/15	at CWS	7:40 PM	MASN2					
151	9/16	at CWS	7:40 PM	MASN2					
152	9/17	at CWS	2:10 PM	MASN2					
153	9/18	vs. NYY	7:15 PM	FOX					
154	9/19	vs. NYY	7:05 PM	MASN					
155	9/20	vs. NYY	7:05 PM	MASN					
156	9/21	vs. NYY	1:35 PM	MASN					
	9/22	OFF DAY							
157	9/23	vs. TB	6:35 PM	MASN2					
158	9/24	vs. TB	6:35 PM	MASN2 FS1*					
159	9/25	vs. TB	1:05 PM	MASN					
160	9/26	at NYY	7:05 PM	MASN					
161	9/27	at NYY	1:05 PM	MASN					
162	9/28	at NYY	3:05 PM	MASN					
SEPTEMBER TOTALS:		0-0	TEAM ERA: ---		TEAM AVG: ---				
*Indicates home sellout									
*Indicates out-of-market broadcast									
Pitchers in CAPS indicates complete game									
All times listed are Eastern									
MASN and MASN2 games can also be streamed locally via MASN+									
All games broadcast on the Orioles Radio Network and 98 Rock 97.9 FM/HD2 & WBAL NewsRadio 1090 AM/101.5 FM									
<div><div></div><div></div></div> <div><div></div><div></div></div>									
DELAYS & POSTPONEMENTS									
DATE	OPPONENT (Reason)			TIME (Delay)		RESULT			
6/13	vs. LAA (rain)			2:16 (top 1 st , bottom 5 th)		W, 2-0			
5/28	vs. STL (rain)			0:31 (top 1 st)		L, 6-4			
5/24 (G1)	at BOS (rain)			0:26 (top 1 st)		L, 6-5			
5/23 (G2)	at BOS (rain)			Postponed		Rescheduled for a DH on 5/23			
5/22	at BOS (rain)			Postponed		Rescheduled for a DH on 5/14			
5/16	vs. WSH (inclement weather)			0:12 (top 1 st)		L, 4-3			
5/13	vs. MIN (inclement weather)			Postponed		Rescheduled for a DH on 5/14			
5/3	vs. KC (rain)			0:57 (top 2 nd)		L, 4-0			
4/25	at DET (inclement weather)			Postponed		Rescheduled for a DH on 4/26			
4/11	vs. TOR (rain)			Postponed		Rescheduled for a DH on 7/29			
TOTAL TIME OF DELAYS: 4:22 (21:58 in 2024)									
COLDEST GAME TIME TEMPERATURE: 45 degrees, April 5 at Kansas City (W, 8-1)									
WARMEST GAME TIME TEMPERATURE: 89 degrees, 2x, last: May 11 at Los Angeles-AL (W, 7-3)									