

GAME INFORMATION



Atlanta Braves Baseball Communications Department • SunTrust Park • Atlanta, GA 30339
404.522.7630 | braves.com | bravesmediacenter.com | f /braves | t @braves | i @braves

ATLANTA BRAVES (85-54, 1st NL East, +6.5)
VS.
TORONTO BLUE JAYS (55-84, 4th AL East, -35.0)
RH Mike Foltynewicz (4-5, 5.59) vs. RH Wilmer Font (3-3, 4.22)
Game No. 140 • Home Game No. 71
September 3, 2019 • 7:20 p.m. • SunTrust Park • Atlanta, GA • FSSE

Braves vs. Blue Jays			
	2018	2019	All-Time
Overall	2-2	2-1	27-24
at Atlanta	1-1	1-0	16-12
at Turner Field ('97-'16)	---	---	13-10
at SunTrust Park ('17)	---	---	3-2
at Toronto	1-1	1-1	11-12

Pinch-Hit Homers

INF Johan Camargo hit his fourth pinch-hit home run of the season yesterday, driving a 1-2, eight-inning pitch from Buddy Boshers into the bullpen in left field.

Camargo is the fourth Brave to have at least four pinch-hit homers in a single season... Evan Gattis (2013) and Tommy Gregg (1990) also had four...Butch Nieman had a franchise-record five in 1945.

Braves Breakdown

Overall	85-54
Home.....	43-27
Road	42-27
Day	21-12
Night	64-42
Current Streak.....	W5
Last 5 Games	5-0
Last 10 Games	8-2
March.....	0-3
April.....	14-12
May.....	16-12
June.....	20-8
July.....	14-10
August.....	19-9
September	2-0
Vs. LHSP.....	21-10
Vs. RHSP.....	64-44
Series Opener.....	24-22
Series Opener at Home	13-10
Series Opener on Road	11-12
By Series	28-10-7
By Home Series.....	14-4-4
By Road Series.....	14-6-3
Rubber Games	13-3
Sweeps/Were Swept	9-6
Scored First	65-21
Opponent Scored First.....	20-33
1-run games	25-13
1 or 2 run games.....	41-26
Comeback Wins	30-28
Last AB Wins	20-14
Walkoff Wins	8-5
Extra Innings	11-5
Led After 6	65-6
Led After 7	65-5
Led After 8	71-4
Tied After 6	8-5
Tied After 7	8-9
Tied After 8	8-6
Behind After 6	12-43
Behind After 7	11-40
Behind After 8	4-44
Division Games	38-21
Vs. Other Divisions.....	47-33
Vs. A.L. Teams	11-6
Vs. N.L. Teams	74-48
Vs. A.L. East.....	2-1
Vs. A.L. Central.....	9-5
Vs. N.L. East	38-21
Vs. N.L. Central.....	20-13
Vs. N.L. West	16-14
Hit 0 HR	10-18
Hit 1+ HR.....	75-36
Hit 2+ HR.....	53-17
Scored 3 or Fewer Runs	10-32
Scored 4 or More Runs	75-22
Scored 5 or More Runs	62-9
Allowed 3 or Fewer Runs	49-7
Allowed 4 or More Runs	36-47
Allowed 5 or More Runs.....	24-41
More Hits than Opponent	51-11
Fewer Hits than Opponent	21-36
Committed No Errors	53-31
Committed 1 or More Errors.....	32-23
Before All-star Game	54-37
After All-star Game	31-17
Starter Goes at least 5 inn.....	71-36
Starter Goes at least 6 inn.....	52-21
Starter Goes at least 7 inn.....	18-5

TODAY'S GAME: The Braves and Toronto finish a two-game series with the fourth of four games between the clubs this season...The teams split a two-game series in Toronto last Tuesday and Wednesday, with the Braves winning the finale, 9-4.

The teams have split each of their last four series, dating to May 17-18, 2017...The Braves swept the two-game series, May 15-16, marking the last time the teams did not split...The Braves won yesterday's series opener, 6-3.

The Braves and Blue Jays are meeting for the third consecutive year and for the fourth time in five seasons.

RHP Mike Foltynewicz is set to face Toronto for the fifth time in his career, for the fourth time as a starter and for the second time this season...The righty went 4.2 innings on August 28 at Toronto and took a no-decision in the Braves' 9-4 win...Foltynewicz's teams have won all four of his career appearances against Toronto.

RHP Wilmer Font has pitched against the Braves three times this season, allowing just one hit with eight strikeouts in 5.0 total innings...Font served as Toronto's opener last week at Rogers Centre, going 2.0 innings and allowing one hit with four strikeouts in a 3-1 win...In Font's nine starts with Toronto this season, the righty is 0-1 with a 1.56 ERA (3 ER/17.1 IP) and 27 strikeouts.

31 OVER: With yesterday's 6-3 win, the Braves are 85-54 and a season-best 31 games over .500...Atlanta has not been this far over .500 since after play on September 3, 2013, when the club moved to 32 games over at 85-53...Atlanta has the fifth-best record in baseball, and the second-best mark in the National League, 4.5 games behind Los Angeles.

The last time the club was more than 32 over was at the end of the 2003 season, when the Braves finished 40 over at 101-61.

SURGING: The Braves have won 16 of their last 20 games and 13 of 15 after yesterday's win over Toronto...The club moved its magic number to clinch the National League East to 19 after second-place Washington dropped a 7-3 decision to New York (NL).

This is the club's best 15-game stretch since going 14-1 from July 27-August 11, 2013.

Over their last 15 games, the Braves have compiled a 2.60 ERA (40 ER/138.1 IP) and allowed just 11 home runs.

The Braves have not lost a multi-game series since July 23-24, when Kansas City swept both games here at SunTrust Park...They have gone 8-0-3 in multi-game series play over this stretch, and can win another series with a victory tonight.

The Braves are on pace to win 99 games this season...Eight different teams in franchise history have won triple digits in a season (last, 2003; 101).

WINNING AT HOME: The Braves have won nine straight in Atlanta after yesterday's 6-3 victory over Toronto, the club's longest home winning streak of the season...They last won nine consecutive home games in a single season from May 18-June 2, 2010.

The Braves have held the opposition to 27 total runs in these nine games (24 earned runs/2.67 ERA), while striking out 91, converting five saves and collecting 12 holds.

The last time the Braves won 10 consecutive home games in a single season was 2000, when the club won a franchise modern-era record 12 straight from April 8-May 5.

The longest home single-season winning streak by any Braves team in franchise history is 18, set in 1897 by the Boston Beaneaters...Led by 31-game winner Kid Nichols and four other future Hall of Famers (manager Frank Selee, 3B Jimmy Collins, OF Billy Hamilton, OF Hugh Duffy), the Beaneaters won 18 straight at South End Grounds from May 31-June 25.

ROSTER MOVE: The Braves today recalled LHP A.J. Minter and RHP Bryse Wilson from Triple-A Gwinnett...The club now has 31 players on its active roster.

Minter, 26, returns to a 3-4 record and a 7.24 ERA (22 ER/27.1 IP) with five saves in 34 games for the Braves...He has walked 23 and struck out 33.

Wilson, 21, is 1-1 with a 6.75 ERA (14 ER/18.2 IP) in five games, four starts, with Atlanta...The righty went 10-7 with a 3.42 ERA (46 ER/121.0 IP) in 21 games, all starts, for the Strippers this season.

INTERLEAGUE: The Braves are set to play their 18th interleague game of the season today, and they are 11-6 so far against the American League...The Braves are finishing a seven-game stretch against the AL tonight.

The Braves are ensured of a winning record against the AL after yesterday's 6-3 win over Toronto...They had not finished over .500 against the American League in a single season since going 11-9 in 2013...

FOLTYNEWICZ WINS: Atlanta has won each of RHP Mike Foltynewicz's last eight starts dating to June 11 vs. Pittsburgh, including each of his five turns since returning from his option to Gwinnett.

The run of team wins in his starts is the second longest such streak of his career, trailing just a nine-start stretch from June 7 to July 25, 2017.

It is the third such run by Atlanta in a pitcher's starts this season, after winning eight straight games started by Mike Soroka from June 1 to July 14, and each of Max Fried's last eight games, dating to July 15.

Atlanta is the only team in the majors to win eight straight starts by a single pitcher on three occasions this season, and one of just two teams with at least two such streaks...The Yankees won eight straight starts by Chad Green (9 straight) and Domingo German (8 games).

Upcoming Schedule and Probable Pitchers

DATE	OPP.	PROBABLE PITCHERS	TV	TIME
Wed., Sept. 4		OPEN DATE		
Thurs., Sept. 5	vs. WSH	LH Max Fried (15-4, 4.05) vs. TBA	FSSE	7:20
Fri., Sept. 6	vs. WSH	LH Dallas Keuchel (6-5, 3.72) vs. TBA	FSSO	7:20
Sat., Sept. 7	vs. WSH	RH Julio Teheran (9-8, 3.38) vs. TBA	FSSO	7:20
Sun., Sept. 8	vs. WSH	RH Mike Soroka (11-3, 2.53) vs. TBA	FSSO	1:20

All times listed are Eastern; All games broadcast on 680 The Fan and the Braves Radio Network; FSSE-FS Southeast; FSSO-FS South

Braves Bullpen Briefs

Jerry Blevins • LHP • 6-6 • 190 • 35 yrs • #50

Saves/Opp: 1/1 **Holds:** 8 **1st Batter/Retired:** 36/28 **Inherited Runners/Scored:** 20/6

- Is 1-0 with 4.05 ERA (12 ER/26.2 IP) in 36 games with Atlanta...Twenty-nine of his 36 appearances have been scoreless, including 16 of his last 20.
- Converted his first save chance of the season, 8/14 vs. NYM...Was the seventh save of his career.
- Celebrated 10 years of major league service time on July 27.
- Has a 27.00 ERA (6 ER/2.0 IP) against LAD this season...Has a 2.19 ERA (6 ER/24.2 IP) against all other teams.
- Twenty of his 36 appearances have been less than 1.0 inning.
- Holding left-handed batters to a .167 (8-for-48) average with 16 strikeouts...Righties are 13-for-52 (.250).
- Atlanta acquired him from the Oakland A's on 4/28 in exchange for cash considerations...Was designated for assignemnt by Atlanta on 5/14 and re-signed to a major league contract on 5/18.

Shane Greene • RHP • 6-4 • 200 • 30 yrs • #19

Saves/Opp: 0/2 **Holds:** 6 **1st Batter/Retired:** 17/11 **Inherited Runners/Scored:** 4/4

- Is 0-1 with a 4.11 ERA (7 ER/15.1 IP) in 17 games with the Braves, and 0-3 with a 2.03 ERA (12 ER/53.1 IP) in 55 games on the season...He has converted 22 of 27 save opportunities.
- Has 11 consecutive scoreless appearances spanning 11.0 innings, allowing just four hits and striking out 11.
- Allowed runs in four of his first six appearances with the Braves, and allowed all four inherited runners to score.
- Made his Braves debut on 8/3 vs. CIN, allowing a run in the ninth inning to blow a save.
- Acquired from Detroit on 7/31 in exchange for LHP Joey Wentz and OF Travis Demeritte...Prior to joining the Braves ranked fourth in the American League with his 22 saves, while his 1.18 ERA was the second lowest in baseball to San Diego's Kirby Yates among qualifying relievers.
- Was 0-2 with 22 saves and a 1.18 ERA (5 ER/38.0 IP) with 43 strikeouts and 12 walks in 38 games out of the bullpen for the Tigers this season.

Luke Jackson • RHP • 6-2 • 210 • 27 yrs • #77

Saves/Opp: 18/25 **Holds:** 8 **1st Batter/Retired:** 62/41 **Inherited Runners/Scored:** 23/11

- Is 8-2 with a 3.58 ERA (26 ER/65.1 IP) in 62 games this season...Has converted 18 of his 25 save chances after logging just one career save prior to 2019...His seven blown saves are tied for third most in the majors.
- Has eight wins in relief this season, the most by a Braves reliever since Oscar Villarreal also had eight in 2006.
- Per Statcast, has an expected batting average of just .204 and an average exit velocity of 87.5 mph...Opponents are officially batting .263 (67-for-255).
- Left-handers have just 16 hits in 96 at-bats (.167) against him...Righties are hitting .321 (51-for-159).
- Has fanned 90 batters in 65.1 innings for a career-best 12.40 SO/9.0 IP ratio.
- Earned his 18th save, 8/11 at Miami...Has four saves of at least 1.1 innings.
- Recorded his second consecutive two-inning save, 5/15 vs. STL, to become the first Braves closer with back-to-back two-inning saves since Hall of Famer John Smoltz in 2002

Chris Martin • RHP • 6-8 • 225 • 33 yrs • #51

Saves/Opp: 0/1 **Holds:** 3 **1st Batter/Retired:** 14/11 **Inherited Runners/Scored:** 1/1

- Is 1-3 with a 3.75 ERA (21 ER/50.1 IP) in 52 games on the season, including a 5.84 ERA (8 ER/12.1 IP) in 14 games with Atlanta...Has a 2.24 FIP with the Braves.
- Allowed one run on two hits, 8/26 at COL, to snap a five-appearance scoreless streak...Had retired 15 of 17 batters faced, striking out five...Earned his third hold with the Braves, 8/24 at NYM.
- Acquired from Texas on 7/30 in exchange for LHP Kolby Allard...Made his Braves debut on 8/2 vs. CIN with a perfect eighth inning.
- Went 0-2 with a 3.08 ERA (13 ER/38.0 IP) in 38 games out of the bullpen for Texas this season with 43 strikeouts and just four walks.
- Before joining Atlanta, had a rate of 0.95 BB/9 which ranked fifth best among qualifying relievers in the majors.
- Was in his second season with the Rangers, joining Texas as a free agent in December of 2017.

Mark Melancon • RHP • 6-2 • 230 • 34 yrs • #36

Saves/Opp: 8/8 **Holds:** 0 **1st Batter/Retired:** 15/13 **Inherited Runners/Scored:** 2/0

- Is 5-2 with a 3.81 ERA (25 ER/59.0 IP) in 58 games this season between Atlanta and San Francisco...In 15 games with the Braves, has a 4.97 ERA (7 ER/12.2 IP) and a 0.61 FIP.
- Has converted each of his eight save chances with Atlanta, last on 9/2 vs. TOR...Was his 191st career save.
- Allowed four runs in 0.1 inning, 8/10 at MIA...The outing stopped an 11-game scoreless streak that dated to 7/14.
- Acquired from San Francisco in exchange for RHP's Dan Winkler and Tristan Beck on 7/31...Was 4-2 with a 3.50 ERA (18 ER/46.1 IP) in 43 appearances out of the San Francisco pen.
- Is a three-time All-Star, appearing for the National League club in 2013, 2015 and 2016 while with Pittsburgh.
- Prior to joining Atlanta, owned a 27-26 career record with a 2.82 ERA (176 ER/562.1 IP) and 183 saves in 560 games, all in relief...His 183 saves ranked seventh most among all active pitchers...Among qualified active relievers, his 85.1 (183-for-215) career save percentage was fifth best in the majors.

A.J. Minter • LHP • 6-0 • 215 • 25 yrs • #33

Saves/Opp: 5/7 **Holds:** 5 **1st Batter/Retired:** 34/19 **Inherited Runners/Scored:** 8/3

- Was recalled today from Triple-A Gwinnett for his third stint with Atlanta this season...Is 3-4 with a 7.24 ERA (22 ER/27.1 IP) in 34 games for the Braves, with five saves.
- Has converted five of his seven saves chances with Atlanta, and is 20-of-24 in save opportunites for his career (83%)... Recorded his first career multi-inning save 6/26 at CHI.
- Right-handers are batting .297 (19-for-64) with seven extra-base hits against him...Lefties are .255 (12-for-47).
- Recalled from Triple-A Gwinnett, 6/11 to 8/1, for his second stint with Atlanta...Was also with the Braves from Opening Day until he was optioned on 5/9.
- Walked just one batter with Gwinnett over his last 12.0 innings (51 batters faced) since his option...Walked 23 batters over his first 27.1 innings with Atlanta.
- Appeared in 20 games with the Stripers, going 2-2 with a 3.57 ERA (9 ER/22.2 IP)...Had a 4.50 ERA over 11 games following his most recent option on 8/1.

Sean Newcomb • LHP • 6-5 • 255 • 26 yrs • #15

Saves/Opp: 1/3 **Holds:** 14 **1st Batter/Retired:** 41/28 **Inherited Runners/Scored:** 16/6

- Is 6-3 with a 3.36 ERA (22 ER/59.0 IP) in 45 games this year, including four starts...Has 14 holds and just two blown saves.
- Has pitched to an 8.03 ERA (11 ER/12.1 IP) in his last 14 appearances, allowing 10 walks and five homers...Has been scored on in six of the 14 outings.
- Went a career-high 11 consecutive appearances without allowing an earned run, 5/29-6/29...Has nine relief appearances of more than 1.1 inning, including five of more than 2.0 frames.
- Opened the year in the starting rotation, before moving to the bullpen on 5/4...Has a 3.30 ERA (16 ER/43.2 IP) in 40 games in relief...Has issued just 15 walks and struck out 46 hitters since joining the bullpen.
- Fanned a season-high six over 4.2 scoreless innings, 6/10 vs. PIT...Threw 40 strikes in 55 total pitches.
- Recorded his first career save, 5/20 at SF...Became the first Braves pitcher to start multiple games and earn a save in the same season since Matt Wisler in 2016.

Chad Sobotka • RHP • 6-7 • 225 • 26 yrs • #61

Saves/Opp: 0/0 **Holds:** 6 **1st Batter/Retired:** 27/20 **Inherited Runners/Scored:** 17/6

- Was recalled, 9/1, from Triple-A Gwinnett for his fourth stint with Atlanta this season...Has a 5.54 ERA (16 ER/26.0 IP) in 26 appearances for the Braves...Is a perfect 6-for-6 in hold chances.
- In 18 appearances with the Braves since 4/20, has a 2.50 ERA (5 ER/18.0 IP) and is allowing opponents to bat just .212...Had a 12.38 ERA (11 ER/8.0 IP) over his first nine games.
- Twelve of the 16 earned runs he has allowed have scored at SunTrust Park...Has an 8.76 ERA at home, and a 2.63 (4 ER/13.2 IP) mark on the road.
- Made the Opening Day roster before going on the 10-day IL with a left abdomen strain on 4/29...Was reinstated from the IL and optioned to Gwinnett on 5/25...Was also up from 6/30-8/1.
- Went 2-1 with a 4.79 ERA (11 ER/20.2 IP) in 17 games with Gwinnett this season...Eight of the 11 runs he allowed came in two appearances.

Team Bullpen Totals

W-L: 36-18 **SV-OPP:** 40-61 **ERA:** 4.24

IP: 495.0 **R:** 266 **ER:** 233

HITS/HR: 483/77 **BB:** 222 **SO:** 508

1st Batter Faced/Retired: 484/330 (68%)

Inherited Runners/Scored: 222/76 (34%)

Braves Bullpen By Month

Month	W-L	ERA	SV-OP	IP	H	R	ER	BB	SO	HR
March	0-1	10.32	0-0	11.1	10	13	13	9	12	5
April	6-4	3.69	6-10	92.2	81	47	38	56	99	11
May	6-4	4.50	8-13	106.0	106	58	53	45	112	19
June	10-3	2.59	10-16	111.0	94	46	32	36	116	13
July	6-1	5.76	6-8	75.0	79	48	48	47	72	15
August	8-5	4.89	8-12	92.0	111	53	50	28	88	14
September	0-0	1.29	2-2	7.0	2	1	1	1	9	0

Most Recent Appearances

JERRY BLEVINS

DATE	OPP	DEC	IP	H	R	ER	BB	SO	HR
7/27	at PHI	ND	1.1	2	1	1	1	3	0
7/29	at WSH	ND	1.0	0	0	0	1	1	0
8/2	vs. CIN	ND	1.0	0	0	0	2	0	0
8/4	vs. CIN	ND	0.2	0	0	0	1	0	0
8/8	at MIA	ND	1.0	0	0	0	0	0	0
8/13	vs. NYM	H, 8	0.1	0	0	0	0	0	0
8/14	vs. NYM	S, 1	0.1	0	0	0	0	1	0
8/16	vs. LAD	ND	1.0	2	2	2	0	1	1
8/26	at COL	ND	0.1	1	1	1	0	1	1
8/28	at TOR	ND	1.0	0	0	0	0	1	0

SHANE GREENE

DATE	OPP	DEC.	IP	H	R	ER	BB	SO	HR
8/17	vs. LAD	H, 2	1.0	0	0	0	0	3	0
8/18	vs. LAD	H, 3	1.0	0	0	0	0	0	0
8/20	vs. MIA	ND	1.0	2	0	0	0	3	0
8/23	at NYM	ND	1.0	0	0	0	0	0	0
8/24	at NYM	ND	1.0	1	0	0	0	2	0
8/27	at TOR	ND	1.0	1	0	0	1	1	0
8/28	at TOR	ND	1.0	0	0	0	0	0	0
8/30	vs. CWS	H, 4	1.0	0	0	0	0	0	0
9/1	vs. CWS	H, 5	1.0	0	0	0	0	0	0
9/2	vs. TOR	H, 6	1.0	0	0	0	0	1	0

LUKE JACKSON

DATE	OPP	DEC.	IP	H	R	ER	BB	SO	HR
8/11	at MIA	S, 18	1.0	3	0	0	0	0	0
8/13	vs. NYM	ND	1.0	0	0	0	0	2	0
8/17	vs. LAD	H, 5	1.0	1	1	1	1	2	1
8/20	vs. MIA	H, 6	1.0	0	0	0	0	2	0
8/22	vs. MIA	ND	1.0	0	0	0	0	2	0
8/23	at NYM	W, 7-2	2.0	1	0	0	0	2	0
8/26	at COL	ND	1.0	0	0	0	0	1	0
8/28	at TOR	W, 8-2	1.1	2	1	1	1	2	0
8/30	vs. CWS	H, 7	1.0	1	1	1	0	3	1
9/1	vs. CWS	H, 8	1.0	2	1	1	1	2	0

CHRIS MARTIN

DATE	OPP	DEC.	IP	H	R	ER	BB	SO	HR
8/11	at MIA	H, 13	1.0	1	0	0	0	2	0
8/14	vs. NYM	BS, 2; W, 1-3	0.1	2	1	1	0	0	0
8/16	vs. LAD	ND	1.0	0	0	0	0	2	0
8/18	vs. LAD	H, 14	1.0	0	0	0	0	1	0
8/20	vs. MIA	ND	1.0	0	0	0	0	1	0
8/23	at NYM	ND	1.0	1	0	0	0	1	0
8/24	at NYM	H, 15	1.0	1	0	0	0	0	0
8/26	at COL	ND	1.0	2	1	1	0	0	0
8/28	at TOR	ND	1.0	0	0	0	0	3	0
8/31	vs. CWS	ND	0.2	3	3	1	0	0	0

MARK MELANCON

DATE	OPP	DEC.	IP	H	R	ER	BB	SO	HR
8/13	vs. NYM	S, 2	1.0	0	0	0	0	2	0
8/14	vs. NYM	ND	0.2	4	2	2	0	1	0
8/17	vs. LAD	S, 3	1.0	1	0	0	0	1	0
8/18	vs. LAD	S, 4	1.0	0	0	0	0	1	0
8/22	vs. MIA	W, 5-2	1.0	1	0	0	0	2	0
8/23	at NYM	S, 5	1.0	0	0	0	0	1	0
8/25	at NYM	S, 6	1.0	3	1	1	0	0	0
8/30	vs. CWS	S, 7	0.1	0	0	0	0	1	0
9/1	vs. CWS	S, 8	1.0	0	0	0	0	1	0
9/2	vs. TOR	S, 9	1.0	0	0	0	0	3	0

A.J. MINTER

DATE	OPP	DEC.	IP	H	R	ER	BB	SO	HR
8/7	at ROC!	S, 3	0.1	0	0	0	0	1	0
8/9	at S/W-B!	ND	1.0	1	0	0	0	2	0
8/11	at S/W-B!	S, 4	1.0	1	0	0	0	1	0
8/13	vs. COL!	S, 5	1.0	1	0	0	0	1	0
8/17	vs. S/W-B!	W, 1-1	2.0	2	3	1	0	4	1
8/20	at NOR!	ND	2.0	1	0	0	0	2	0
8/22	at NOR!	W, 2-1	1.0	1	0	0	0	0	0
8/26	vs. NOR!	ND	1.1	5	4	4	0	1	1
8/29	vs. NOR!	ND	0.2	0	0	0	0	1	0
8/30	at DUR!	L, 2-2	0.2	3	1	1	1	1	0

SEAN NEWCOMB

DATE	OPP	DEC.	IP	H	R	ER	BB	SO	HR
8/10	at MIA	L, 5-2	0.1	1	1	0	0	0	0
8/11	at MIA	H, 11	0.2	0	0	0	2	2	0
8/14	vs. NYM	H, 12	0.2	1	1	1	0	0	0
8/16	vs. LAD	BS, 2; L, 5-3	0.1	2	3	3	1	1	2
8/17	vs. LAD	W, 6-3	1.1	0	0	0	0	0	0
8/21	vs. MIA	ND	1.0	0	0	0	1	1	0
8/23	at NYM	ND	1.0	0	0	0	1	2	0
8/25	at NYM	H, 13	1.0	0	0	0	0	0	0
8/27	at TOR	ND	1.0	1	1	1	3	2	1
8/31	vs. CWS	H, 14	0.1	0	0	0	0	0	0

CHAD SOBOTKA

DATE	OPP	DEC.	IP	H	R	ER	BB	SO	HR
8/2	vs. CHA!	ND	1.0	0	0	0	0	1	0
8/7	at ROC!	W, 2-1	1.1	3	1	1	1	2	0
8/11	at S/WB!	ND	1.0	0	0	0	0	2	0
8/16	vs. S/WB!	S, 1	1.0	1	0	0	0	2	0
8/18	vs. S/WB!	ND	1.2	2	0	0	0	1	0
8/21	at NOR!	ND	1.0	0	0	0	0	1	0
8/22	at NOR!	S, 2	1.0	1	1	1	0	3	0
8/25	at DUR!	ND	1.1	0	0	0	0	1	0
8/26	vs. NOR!	ND	0.1	0	0	0	0	1	0
8/29	vs. NOR!	ND	1.1	5	4	4	1	2	1

! with Triple-A Gwinnett

Braves Bullpen Briefs, Cont.

Anthony Swarzak • RHP • 6-4 • 215 • 33 yrs • #38

Saves/Opp: 1/1 **Holds:** 16 **1st Batter/Retired:** 36/26 **Inherited Runners/Scored:** 19/6

- Is 1-2 with a 3.31 ERA (12 ER/32.2 IP) in 36 appearances with the Braves, and 3-4 with a 3.88 ERA (20 ER/46.1 IP) over 51 games on the season...Atlanta acquired him from the Seattle Mariners, 5/20, in exchange for LHP Jesse Biddle and RHP Arodys Vizcaino.
- Since returning from the injured list on 7/12, is 1-2 with a 6.46 ERA (11 ER/15.1 IP) in 19 games...In 17 games with Atlanta prior to the stint, had a 0.52 ERA (1 ER/17.1 IP).
- Is a perfect 16-for-16 in hold chances with Atlanta, and has converted his only save opportunity.
- Twenty-nine of his 36 outings since joining the Braves have been scoreless.
- Had a 17.0-inning scoreless streak that dated to 5/31, and was the longest scoreless stretch in the majors at the time...Was also the longest scoreless streak of his career.

Josh Tomlin • RHP • 6-1 • 190 • 34 yrs • #32

Saves/Opp: 2/4 **Holds:** 5 **1st Batter/Retired:** 44/30 **Inherited Runners/Scored:** 23/3

- Is 2-1 with a 3.93 ERA (31 ER/71.0 IP) in 44 games this season...Recorded his first career save, 6/9 at MIA.
- Pitched a career-most 5.0 innings of relief, 8/15 vs. NYM...Threw 67 pitches.
- Has walked seven batters in 71.0 innings on the season for a 0.89 BB/9.0 IP mark, the best in the majors (min. 50 IP).
- His 71.0 innings pitched are fourth most among National League relievers...Has gone at least 2.0 innings in 21 of his appearances.
- Allowed just three of 23 inherited runners to score (15.0%).
- Prior to this season, spent his entire professional career with Cleveland after the club selected him in the 2006 draft...Went 2-5 with a 6.14 ERA (48 ER/70.1 IP) in 32 games, nine starts, for the Indians last season.

Jeremy Walker • RHP • 6-5 • 235 • 24 yrs • #63

Saves/Opp: 0/0 **Holds:** 0 **1st Batter/Retired:** 4/1 **Inherited Runners/Scored:** 0/0

- Was recalled, 9/1, for his third stint with Atlanta this season...Is 0-0 with a 1.42 ERA (1 ER/6.1 IP) in four appearances with the Braves...Pitched 3.1 innings of one-run relief in his last game with Atlanta, 8/8 at MIA.
- Atlanta selected his contract, 7/24, from Triple-A Gwinnett and his first appearance marked his major league debut...Is rated by MLB.com as Atlanta's No. 27 prospect.
- Is 3-7 with a 2.88 ERA (26 ER/81.1 IP) in 32 games between Double-A Mississippi and Triple-A Gwinnett this season, with 82 strikeouts and seven saves...In six games since his last option from Atlanta, pitched to a 1.86 ERA (2 ER/9.2 IP).
- Was selected by Atlanta in the fifth round of the 2016 First-Year Player Draft out of Gardner-Webb University... Is a native of Forsythe County, NC.

Bryse Wilson • RHP • 6-2 • 225 • 21 yrs • #46

Saves/Opp: 0/0 **Holds:** 0 **1st Batter/Retired:** 1/1 **Inherited Runners/Scored:** 0/0

- Was recalled today from Triple-A Gwinnett for his sixth stint on the active roster...Was last up from 8/16-8/19.
- Is 1-1 with a 6.75 ERA (14 ER/18.2 IP) in five games, four starts, with Atlanta this season...Made one relief appearance, 4/26 vs. COL, and tossed 1.0 scoreless inning.
- Has won each of his last six starts with Gwinnett dating to 7/21, going 6-0 with a 0.90 ERA (4 ER/40.0 IP)... Allowing opponents to bat just .214 during the stretch.
- Is 10-7 with a 3.42 ERA (46 ER/121.0 IP) in 21 games for Gwinnett this season, all starts.

Most Recent Appearances, Cont.

ANTHONY SWARZAK

DATE	OPP	DEC	IP	H	R	ER	BB	SO	HR
8/7	at MIN	ND	1.0	0	0	0	1	0	0
8/10	at MIA	H, 14	0.1	2	2	2	0	0	1
8/11	at MIA	H, 15	0.1	0	0	0	0	0	0
8/13	vs. NYM	H, 16	0.1	2	0	0	0	0	0
8/15	vs. NYM	ND	1.2	3	0	0	1	1	0
8/18	vs. LAD	W, 3-3	1.0	1	0	0	0	0	0
8/23	at NYM	ND	1.0	2	0	0	1	1	0
8/26	at COL	L, 3-4	0.0	0	1	1	1	0	0
8/30	vs. CWS	ND	0.2	2	2	2	1	0	0
8/31	vs. CWS	ND	1.0	1	0	0	0	0	0

JOSH TOMLIN

DATE	OPP	DEC.	IP	H	R	ER	BB	SO	HR
7/26	at PHI	ND	2.0	1	1	1	0	2	1
7/28	at PHI	ND	1.1	1	0	0	1	3	0
7/31	at WSH	S, 2	1.0	1	0	0	1	0	0
8/2	vs. CIN	ND	2.1	2	0	0	0	1	0
8/7	at MIN	ND	0.2	4	4	4	1	0	1
8/15	vs. NYM	ND	5.0	10	4	4	0	2	1
8/21	vs. MIA	ND	1.0	2	0	0	0	0	0
8/24	at NYM	W, 2-1	2.0	2	0	0	0	1	0
8/31	vs. CWS	ND	1.0	0	0	0	0	0	0
9/2	vs. TOR	H, 6	2.0	0	0	0	0	2	0

JEREMY WALKER

DATE	OPP	DEC.	IP	H	R	ER	BB	SO	HR
7/26	at PHI	ND	1.0	1	0	0	0	0	0
7/27	at PHI	ND	1.0	0	0	0	0	1	0
7/29	at WSH	ND	0.2	1	2	2	2	2	1
8/2	vs. CHA!	ND	2.0	1	2	2	1	2	1
8/8	at MIA	ND	3.1	5	1	1	0	2	0
8/13	vs. COL!	ND	2.0	0	0	0	0	3	0
8/17	vs. S/WB!	ND	2.0	2	0	0	2	0	0
8/19	at NOR!	L, 1-1	2.0	2	1	1	0	2	0
8/23	at DUR!	W, 2-1	1.2	2	1	1	0	2	0
8/27	vs. NOR!	ND	2.0	0	0	0	0	2	0

BRYSE WILSON

DATE	OPP	DEC.	IP	H	R	ER	BB	SO	HR
6/27	at CHI^	ND	4.1	6	6	4	1	6	1
7/3	vs. PHI^	W, 1-0	6.0	5	2	2	2	5	1
7/11	at CHA! [^]	L, 4-7	2.2	8	9	9	3	2	1
7/16	at MIL^	L, 1-1	4.0	6	4	4	3	1	1
7/21	vs. ROC! [^]	W, 5-7	7.0	4	0	0	0	4	0
7/28	at COL! [^]	W, 6-7	7.0	5	0	0	2	7	0
8/2	at CHA! [^]	W, 7-7	6.0	5	2	1	2	5	0
8/9	at S/W-B! [^]	W, 8-7	7.0	4	0	0	2	9	0
8/21	at NOR! [^]	W, 9-7	6.0	4	1	1	0	3	0
8/27	vs. NOR! [^]	W, 10-7	7.0	9	2	2	1	9	1

! with Triple-A Gwinnett

[^] as starter

Braves Bits

Ronald Acuña Jr. • OF • 6-0 • 205 • 21 yrs • #13

TOR Series: .000 (0-4) **Last HR:** 8/21/19 vs. MIA (Smith)

Homestand: .000 (0-12) **Current Streak:** 0-15

Season Long Streak: 10 games, twice, last: 7/31-8/9 (18-47, ,383, 7 HR)

- Over last eight games, dating to 8/25, is 2-for-30 (.067) with two walks and 14 strikeouts.
- Is the second player in baseball history to have 30 homers and 30 steals in a season prior to turning 22...Mike Trout is the other (30 HR, 49 SB in 2012)...Only three other Braves have gone 30/30 at any age (R. Gant, 1990 and 1991; D. Murphy, 1983; H. Aaron, 1963).
- Leads the NL in runs scored (109)...Became third-quickest Brave, by team games, in the modern era to reach 100 runs...Did so in Atlanta's 121st game...Tommy Holmes (1945, 115 team games) and Dale Murphy (1983, 114 team games) were the only ones quicker.
- Hit 50th career home run on 7/21 vs. WSH...At 21 years, 215 days old, became fourth youngest player to reach the 50-homer milestone (M. Ott, T. Conigliaro and A. Jones).
- Agreed to terms, 4/2, on an eight-year, \$100 million contract extension with Atlanta.

Ozzie Albies • INF • 5-8 • 165 • 22 yrs • #1

TOR Series: .000 (0-2) **Last HR:** 8/24/19 at NYM (Wheeler)

Homestand: .462 (6-13) **Current Streak:** 0-5

Season Long Streak: 8 games, 8/3-10 (19-38, ,500, 3 HR)

- Recorded his fifth career four-hit game Friday, including his fourth of August...Also had four-hit games on 8/6, 8/7 and 8/9...Prior to that stretch, had one such game in his first 328 career games...Is only the third Brave since 1908 to have three four-hit games in a span of four games...The others were Marcus Giles in 2006 and Kenny Lofton in 1997.
- Has 158 hits this season, tied with teammate Ronald Acuña Jr. for fifth in the National League...Has 46 multi-hit games, tied for fourth most in the NL...Freddie Freeman is the only Brave with more (47)...In 15 of those games, Albies has at least three hits...That is also tied for third in NL...In his career, has 33 games with at least three hits, the second most by a Braves player prior to his 23rd birthday...Hank Aaron has the most with 36.
- Signed a seven-year, \$35 million contract extension with Atlanta on 4/11, that will keep him in Atlanta through 2025...Has club options for the 2026 and 2027 seasons.

Johan Camargo • UTIL • 6-0 • 195 • 25 yrs • #17

TOR Series: 1.000 (1-1, HR) **Last HR:** 9/2/19 vs. TOR (Boshers)

Homestand: 1.000 (2-2, HR) **Current Streak:** 4 games (4-10, ,400, HR)

Season Long Streak: 4 games, three times, last: 8/14-present (4-10, ,400, HR)

- Has a pinch-hit double and home run in his two at-bats since his recall on 9/1... Optioned to Gwinnett on 8/16...In 14 games with the Stripers, hit .483/.531/.690 with two home runs and 15 RBI...Had at least one hit in 13 of those games.
- Has four career pinch-hit home runs...All have come this year...Is the fourth Brave to have at least that many such homers in a single season...Evan Gattis (2013) and Tommy Gregg (1990) also had four...Butch Nieman had a franchise record five in 1945.
- Is 10-for-34 (.294) as a pinch hitter this season...Ranks third among major league pinch hitters in both extra base hits (7; 3 2B, 4 HR) and RBI (9, tied).

Francisco Cervelli • C • 6-1 • 210 • 33 yrs • #45

TOR Series: .000 (0-3) **Last HR:** 4/10/19 at CHC (Darvish)

Homestand: .000 (0-3) **Current Streak:** 0-3

Season Long Streak: 5 games, 4/3-7 (5-17, ,294)

- Signed a major league contract with Atlanta on 8/24...Appeared in 34 games with the Pirates this season, batting .193/.279/.248 (21-109) with one homer and five RBI.
- Had multiple extra-base hits in each of his first two games with ATL, including four hits, three RBI in his debut on 8/24...With Pittsburgh this year, did not have any games with multiple extra-base hits...In fact, only had three multi-hit games in 34 total games.
- Sustained a concussion on 5/25 against the Dodgers and did not play in the majors until joining ATL...In six rehab games, all this month, hit .421/.542/.684 between two levels.
- Since 2015, when he joined the Pirates, has a .364 on-base percentage, the second-best among major league catchers in that time (Buster Posey, .367).

Charlie Culberson • UTIL • 6-1 • 200 • 30 yrs • #8

TOR Series: .000 (0-1) **Last HR:** 7/29/19 at WSH (Doolittle)

Homestand: .000 (0-4) **Current Streak:** 0-25

Season Long Streak: 5 games, 5/8-16 (7-9, ,778, HR)

- Is hitless in his last 25 at-bats, dating to his final at-bat on 8/10...Has one walk and 13 strikeouts in that time...Last hit was an eighth-inning single on 8/10 at Miami...Has an 11-game hitless streak (14 total games), easily the longest such streak of his career.
- Has two pinch-hit homers this season...Is 15-for-50 (.300) as a pinch hitter...Ranks second in majors with 15 pinch hits (Sandoval, 18)...Has 10 RBI in that role, tied for most in majors (José Osuna)...Is fourth in majors with six extra-base pinch hits.

Josh Donaldson • INF • 6-1 • 210 • 33 yrs • #20

TOR Series: .333 (1-3, HR) **Last HR:** 9/2/19 vs. TOR (Waguespack)

Homestand: .308 (4-13, 2 HR) **Current Streak:** 3 games (4-12, ,333, 2 HR)

Season Long Streak: 11 games, 7/29-8/8 (13-39, ,333, 3 HR)

- Has 26 home runs since 6/11, a stretch of 73 games, tied with Cincinnati's Eugenio Suárez for the most in the majors in that time...Hit his 200th career home run 7/7 vs. Miami... Thirty-eight other active players have hit at least that many.
- Has 34 home runs, the fourth 30-homer season of his career...Has only two seasons with more homers (41 in 2015 and 37 in 2016)...Also has 29 doubles...Seeking to become 13th player in Braves history to record 30 doubles and 30 homers in a season.
- Has 85 walks this season, tied for fourth in the NL with Cody Bellinger...Has 23 games with multiple walks...Only Carlos Santana (26) and Rhys Hoskins (24) have more.
- Has hit seven homers off left-handers this season, all since 6/16...Hitting just .217 (23-106) against southpaws but has drawn 26 walks in 135 plate appearances...His .385 on-base versus lefties is higher than his .376 mark in 439 plate appearances against righties.

Tyler Flowers • C • 6-4 • 260 • 33 yrs • #25

TOR Series: DNP **Last HR:** 8/30/19 vs. CWS (Nova)

Homestand: .429 (3-7, HR) **Current Streak:** 4 games (6-15, ,400, HR)

Season Long Streak: 6 games, 6/9-22 (9-21, ,429, 2 HR)

- Hit his 10th home run of the season Friday and now has four double-digit homer seasons...Also: 2013 (10) and 2014 (15) with Chicago (AL) and 2017 (12) with Atlanta.
- Nine of his 10 home runs have come off right-handers...Batting .283 (45-159) with an .856 OPS against righties (.347 on-base, .509 slugging)...Would be the best full-season mark of his career...Against lefties this year is hitting .141 (11-78)...Batted .348 (23-66) versus southpaws last year, hitting five of his eight home runs off them.

Freddie Freeman • INF • 6-5 • 220 • 29 yrs • #5







TOR Series: .000 (0-4) **Last HRs:** 9/1/19 vs. CWS (Giolito)

Homestand: .333 (5-15, 2 HR) **Current Streak:** 0-4

Season Long Streak: 8 games, three times, last: 7/18-27 (12-29, ,414)

- Had a single-game career-high-tying five RBI on Sunday...Has a major league best 114 RBI for the season...The last Braves player with more was Andruw Jones (129 in 2006).
- Had his 16th career multi-homer game on Sunday, including his third this year...Now has a team-best 38 home runs...Seeking to become the 12th player in Braves history to record 40 homers in a season...Three players have done so multiple times: Hank Aaron (eight times), Eddie Mathews (four times) and Andruw Jones (twice).
- Scored his 100th run on 8/22 vs. MIA...Also has 100 RBI...Is the first Braves player since Chipper Jones in 2007 to drive in 100 and score 100 in a season (102 RBI, 108 runs).
- Was the starting first baseman for the National League All-Stars...Also was in 2018...First Atlanta first baseman to win consecutive fan-elected starts since Fred McGriff (1995-96).
- At the All-Star break, had 25 doubles, 23 homers, 68 RBI and 69 runs...Only the second player in Braves history with at least 20 doubles, 20 homers, 60 RBI and 60 runs prior to the break...Gary Sheffield was the other (2003: 21 2B, 22 HR, 70 RBI, 70 runs).
- Is one of six players in franchise history with 300 doubles and 200 home runs, joining Hank Aaron, Andruw Jones, Chipper Jones, Eddie Mathews and Dale Murphy.

Braves Bits, Cont.		
Billy Hamilton • OF • 6-1 • 160 • 28 yrs • #9		
TOR Series: Defensive Replacement	Last HR: 8/29/18 vs. MIL (Peralta)	
Homestand: .333 (2-6)	Current Streak: 0-3	
Season Long Streak: 6 games, 5/6-14 (8-21, .381)		
<ul style="list-style-type: none">Claimed off waivers from Kansas City on 8/19...Played in 93 games with the Royals this season and hit .211/.275/.269 (58-275) with 12 doubles, two triples and 18 steals.First hit as a Brave was a go-ahead, 14th-inning single against the Mets on 8/23...It was his third career go-ahead RBI in extra innings (previous two were walk-offs).In his first start as a Brave, 8/27 at Toronto, reached all four times (two hits, two walks)... In 93 games with KC this year, never reached base safely more than three times in a game.Has three stolen bases with ATL and 298 in his career, tied for fourth among active players... Has been caught just 68 times...His 81.4 percent success rate is ninth among active players.Spent the first six seasons of his career with Cincinnati (2013-18) and was a five-time Rawlings Gold Glove finalist in center field...Since his first full season in 2014, has 60 defensive runs saved, sixth most among major league outfielders in that time.		
Adeiny Hechavarria • INF • 6-0 • 195 • 30 yrs • #24		
TOR Series: DNP	Last HR: 8/21/19 vs. MIA (Smith)	
Homestand: .667 (2-3)	Current Streak: 1 game (1-1, 1,000)	
Season Long Streak: 3 games, twice, last: 8/21-23 (4-12, .333, HR)		
<ul style="list-style-type: none">Had a pinch-hit, two-run single Friday and has nine RBI in 14 games with Atlanta, half the amount he had in 60 games with the Mets to begin the season...Also has 11 hits (39 ABs, .282)...Had one hit in final 23 at-bats with the Mets.Signed a one-year major league contract with Atlanta on 8/16...Opened the year with the Mets and hit .204/.252/.359 with five homers and 18 RBI in 60 games.Entered the season having played 6,579 career innings at shortstop with 22 defensive runs saved...From his majors debut in 2012 through last season, only A. Simmons, B. Crawford and Z. Cozart had more defensive runs saved among active shortstops...Split his season defensively with the Mets between second base, third base and shortstop.		
Matt Joyce • OF • 6-2 • 185 • 35 yrs • #14		
TOR Series: .000 (0-2)	Last HR: 8/28/19 at TOR (Waguespack)	
Homestand: .375 (3-8)	Current Streak: 0-4	
Season Long Streak: 5 games, 8/26-31 (9-17, .529, HR)		
<ul style="list-style-type: none">Snapped a five-game hitting streak yesterday but drew a walk...Has made 24 starts this season, and reached base safely in all but one...Is slashing .363/.463/.550 in starts... Reached base five times in a start 6/9 at Miami, only the eighth time in his 12-year career he reached that many times, most recently 6/17/2017 with OAK, vs. NY (AL).Is third in the majors with 13 pinch hits, two behind teammate Charlie Culberson...San Francisco's Pablo Sandoval has the most with 18.Has two pinch-hit home runs this season, both against Philadelphia (3/28, 7/3)...Ranks second among active players with eight career pinch-hit homers (Matt Adams, 11).		
Brian McCann • C • 6-3 • 215 • 35 yrs • #16		
TOR Series: DNP	Last HR: 7/26/19 at PHI (Arrieta)	
Homestand: .000 (0-3)	Current Streak: 0-8	
Season Long Streak: 8 games, 4/1-25 (9-28, .321, HR)		
<ul style="list-style-type: none">Reinstated from the injured list on Sunday and went 0-for-3...Missed 10 games with a left knee sprain...Also missed eight games in April (4/7-17) with a right hamstring strain.All 10 home runs have come against right-handed pitchers...Slashing .270/.344/.442 in 247 plate appearances vs. righties...A career .266/.344/.465 hitter against right-handers.Batting .303/.465/.424 (10-33) in 43 plate appearances in close-and-late situations.Collected his 1,000 career RBI with a walk-off single on 6/14 vs. Philadelphia...Became the 13th catcher and 252nd player in major league history to reach that milestone.Ranks in the Atlanta-era of Braves history (since 1966): doubles (5th, 235), RBI (6th, 700), hits (7th, 1,133), home runs (8th, 186) and games (9th, 1,179).		
Rafael Ortega • OF • 5-11 • 180 • 28 yrs • #18		
TOR Series: .000 (0-3)	Last HR: 8/18/19 vs. LAD (May)	
Homestand: .133 (2-15)	Current Streak: 0-7	
Season Long Streak: 5 games, 8/23-28 (7-21, .333)		
<ul style="list-style-type: none">Is batting .161/.235/.290 in 11 games at SunTrust Park...Conversely, has played in five road games and has hit safely in all of them...Batting .333/.391/.381 in those games.Hit go-ahead grand slam in sixth inning in win over the Dodgers on 8/18...Hit one previous major league homer in 113 games...That came on 5/25/2016 as a member of the Angels (3-run, off Texas' Shawn Tolleson), a homerless drought of 246 at-bats.Had his contract selected from Triple-A Gwinnett on 8/13...Hit .285/.373/.524 in 111 games with the Stripers with a career-high 21 home runs...At the time of the selection, was leading the International League in doubles (34), extra-base hits (58) and runs (83).Signed a minor-league contract with Atlanta on 11/18/2018...Previously appeared in 109 major league games, across parts of the 2012 (Colorado), 2016 (Los Angeles - AL) and 2018 (Miami) seasons...Hit .236/.291/.286 (76-322) in those games with one homer.		
Dansby Swanson • INF • 6-1 • 190 • 25 yrs • #7		
TOR Series: .500 (2-4)	Last HRs: 7/4/19 vs. PHI (Effin and Davis)	
Homestand: .286 (4-14)	Current Streak: 1 game (2-4, .500)	
Season Long Streak: 11 games, 4/28-5/8 (12-40, .300, HR)		
<ul style="list-style-type: none">Since being activated from the injured list on 8/26, is 4-for-22 with three RBI in six games...Went hitless (0-8) in those first two games, but since, is 4-for-14 (.286).Missed 30 games with a right foot contusion...Suffered the injury on 7/23 against Kansas City...Played in three rehab games with Single-A Rome and batted .400/.538/.400.Has not homered since hitting two on 7/4 against Philadelphia, a 18-game homerless drought...Still has 17 on the season, matching the most by a Braves shortstop in the Atlanta-era of franchise history...Jeff Blausner (1997) and Andrelton Simmons (2013) also hit 17...Denis Menke is the only other shortstop to hit more (20 in 1964 with Milwaukee).Has hit .325 (41-126) in the seventh inning or later, by far the best on the team...That is seventh best in the National League...Has eight homers, nearly half of his season total, in these later innings...Also has 22 RBI in those situations.		

Atlanta Braves Minor League Report		
Yesterday's Record: 2-1		
Organizational Record: 311-359		
September 3, 2019		
		
 Gwinnett Strippers	Notes <ul style="list-style-type: none">The Stripers concluded their last regular-season game with decisive 8-5 win over Durham (TB).RHP Huascar Ynoa earned his third win of the year, scattering one run and three hits over 5.0 innings with four walks and four strikeouts.OF Cristian Pache went a perfect 3-for-3 with a run scored and a walk.INF Austin Riley scored a run and went 1-for-4 with a walk and two strikeouts. Next Game: 9/4 vs. Columbus, 7:05 p.m.	Award Winners Damon Berryhill Manager of the Year OF Travis DemeritteIL Mid-Season All-Star RHP Ben Rowen.....IL Mid-Season All-Star OF Adam DuvallIL Post-Season All-Star RHP Mike Soroka.....IL Pitcher of the Week (4/4-7) INF Andres BlancoIL Batter of the Week (4/8-14) INF Austin RileyIL Batter of the Week (5/6-12) INF Jack Lopez.....IL Batter of the Week (6/17-23)
 Mississippi Braves	Notes <ul style="list-style-type: none">Mississippi ended their 2019 season on a high note with a 3-2 win over Chattanooga (CIN).The Southern League announced on 8/28 that OF Drew Waters had been named Southern League Most Valuable Player...At 20 years old, Waters became the youngest player to win the award since Delmon Young in 2005 with Montgomery...He is also the first M-Brave to ever win the award...In 108 games, Waters led the SL in batting average (.319), hits (134), doubles (35), triples (9) and extra-base hits (49). Next Game: Season completed on 9/2	Award Winners OF Drew WatersSouthern League MVP RHP Ian AndersonSL Mid-Season All-Star OF Cristian PacheSL Mid-Season All-Star LHP Tucker Davidson.....SL Mid-Season All-Star RHP Jason Hursh.....SL Mid-Season All-Star LHP Kyle Muller.....SL Mid-Season All-Star RHP Jeremy Walker.....SL Mid-Season All-Star OF Drew Waters.....SL Mid-Season All-Star LHP Tucker Davidson.....SL Post-Season All-Star OF Cristian PacheSL Post-Season All-Star OF Drew WatersSL Post-Season All-Star LHP Kyle MullerSL Pitcher of the Week (5/20-26) OF Drew WatersSL Player of the Week (6/10-16)
 Rome Braves	Notes <ul style="list-style-type: none">Rome dropped their last game of the 2019 season 5-3 at the hands of Asheville (COL).INF Brendan Venter scored a pair of runs and finished the night going 3-for-4.C Ricardo Rodríguez drove in all three of Rome's runs while going 2-for-4 with a double and a stolen base.OF Justin Dean reached twice with a single and a walk...Dean proceeded to steal second in both opportunities. Next Game: Season completed on 9/2	Award Winners C Logan Brown SAL Mid-Season All-Star INF Greg Cullen SAL Mid-Season All-Star OF Trey Harris SAL Mid-Season All-Star RHP José Montilla SAL Mid-Season All-Star INF Greg CullenSAL Post-Season All-Star OF Justin Dean.....SAL Post-Season All-Star INF Griffin Benson ..SAL Player of the Week (7/8-14)
Florida Fire Frogs	 Danville Braves	 Gulf Coast League Braves
Florida State League (High-A) First Half: 25-41, (-16.5), North Division Second Half: 29-41, (-10.0)	Appalachian League (Rookie) 30-38, 5th (-12.0), East Division	Gulf Coast League (Rookie) 18-31, 5th (-18.0), Northern Division
Pitcher of the Year: TBA Player of the Year: TBA	Pitcher of the Year: TBA Player of the Year: TBA	Pitcher of the Year: TBA Player of the Year: TBA

Braves Blasts					
HOME RUN BREAKDOWN					
Braves Solo	129	Opponent Solo	105		
Braves 2-Run	57	Opponent 2-Run	40		
Braves 3-Run	27	Opponent 3-Run	23		
Braves Grand Slams	5	Opponent Grand Slams	4		
Braves Total	218	Opponent Total	172		
2019 BRAVES BACK-TO-BACK HOMERS					
Date	Opp.	Inning	Hitters	Opposing Pitcher(s)	No.
4/20	at CLE	7th	McCann-Joyce	RH Corey Kluber	1
5/22	at SF	2nd	Swanson-Freeman	RH Jeff Samardzija	2
5/24	at STL	6th	Swanson-Freeman	RH Miles Mikolas	3
6/6	at PIT	9th	Acuña Jr.-Swanson	RH Joe Musgrove	4
6/11	vs. PIT	2nd	Donaldson-Markakis	RH Chris Archer	5
6/11	vs. PIT	2nd	McCann-Albies	RH Chris Archer	6
6/17	vs. NYM	8th	McCann-Albies	RH Drew Gagnon	7
6/18	vs. NYM	9th	Freeman-Donaldson	RH Jacob deGrom	8
6/30	at NYM	8th	Markakis-Riley	RH Seth Lugo	9
7/4	vs. PHI	4th	Freeman-Donaldson	RH Edgar García	10
7/28	at PHI	7th	Inciarte-Camargo	RH Aaron Nola	11
8/7	at MIN	1st	Albies-Freeman	LH Martín Pérez	12
8/15	vs. NYM	9th	Freeman-Donaldson	RH Drew Gagnon	13
8/17	vs. LAD	6th	Donaldson-Duvall	LH Hyun-Jin Ryu	14
MULTI-HOMER GAMES					
Player	Career	2019	Last		
Donaldson	20	4	8/25/19 vs. NYM		
	Three-Homer Game (1)	0	8/28/16 at MIN		
Freeman	16	3	9/1/19 vs. CWS		
McCann	15	1	6/11/19 vs. PIT		
Albies	4	3	8/8/19 at MIN		
Acuña Jr.	3	2	8/9/19 at MIA		
Flowers	3	1	4/26/19 vs. COL		
Joyce	3	0	6/29/14 at BAL		
	Three-Homer Game (1)	0	8/22/06 vs. MIN		
Swanson	3	2	7/4/19 vs. PHI		
LEAD-OFF HOMERS					
Player	Career	2019	Last		
Acuña Jr.	14	6	8/6/19 at MIN (Berrios)		
Joyce	9	0	5/26/18 vs. ARI (Buchholz)		
Albies	6	2	4/28/19 vs. COL (Anderson)		
Markakis	4	0	9/25/15 at MIA (Fernandez)		
Hamilton	3	0	8/29/18 vs. MIL (Peralta)		
Donaldson	2	0	5/19/15 vs. LAA (Santiago)		
GAME-ENDING HOMERS					
Player	Career	2019	Last		
Donaldson	7	0	9/27/15 vs TB (Geltz)		
Culberson	4	0	6/3/18 vs. WSH (Roark)		
McCann	4	0	7/3/15 vs. TB (Geltz)		
Freeman	4	1	5/18/19 vs. MIL (Hader)		
Albies	1	0	6/25/18 vs. CIN (Floro)		
Camargo	1	0	5/29/18 vs. NYM (Gsellman)		
Flowers	1	0	9/8/14 vs. OAK (Chavez)		
Hamilton	1	0	9/4/17 vs. MIL (Hader)		
Hechavarria	1	0	8/2/15 vs. SD (Maurer)		
Joyce	1	0	4/3/13 vs. BAL (Hunter)		
GRAND SLAMS					
Player	Career	2019	Last		
McCann	11	0	6/27/15 at HOU (Oberholtzer)		
Donaldson	5	0	9/28/18 at KC (Newberry)		
Joyce	5	0	6/4/17 vs. WSH (Kelley)		
Albies	4	2	7/27/19 at PHI (Suarez)		
Cervelli	4	0	8/10/18 at SF (Johnson)		
Flowers	2	0	8/20/17 vs. CIN (Storen)		
Hechavarria	2	0	9/4/13 at CHI (Samardzija)		
Acuña Jr.	1	1	6/10/19 vs. PIT (McRae)		
Ortega	1	1	8/18/19 vs. LAD (May)		
Swanson	1	0	6/24/18 vs. BAL (Brach)		
PINCH-HIT HOMERS					
Player	Career	2019	Last		
Joyce	8	2	7/3/19 vs. PHI (Nicasio)		
Culberson	6	2	7/30/19 at WSH (Doolittle)		
Camargo	4	4	9/2/19 vs. TOR (Boshers)		
McCann	3	0	8/24/14 vs. CWS (Petricka)		
Flowers	2	0	8/28/18 vs. TB (Roe)		
Cervelli	1	0	6/7/18 vs. LAD (Jansen)		
Freeman	1	0	9/21/10 at PHI (Halladay)		
Hechavarria	1	1	7/7/19 vs. PHI (Neris)		
INSIDE-THE-PARK HOMERS					
Player	Career	2019	Last		
Swanson	1	0	9/6/16 at WSH (Gonzalez)		

Recent Transactions					
September 3: Recalled LHP A.J. Minter and RHP Bryce Wilson from Triple-A Gwinnett.					
September 1: Reinstated C Brian McCann from the 10-day IL...Recalled INF Johan Camargo, RHP Chad Sobotka, and RHP Jeremy Walker from Triple-A Gwinnett.					
August 30: Transferred RHP Darren O'Day's major league rehabilitation assignment to Triple-A Gwinnett.					
August 27: Transferred RHP Darren O'Day's mjor league rehabilitation assignment to Single-A Florida.					
August 26: Returned INF Dansby Swanson from his major league rehabilitation assignment and re-instated him from the 10-day IL... Transferred OF Austin Riley's major league rehabilitation assignment to Triple-A Gwinnett.					
August 25: Optioned OF Adam Duvall to Triple-A Gwinnett postgame.					
August 24: Signed C Francisco Cervelli to a major league contract...Optioned C Alex Jackson to Triple-A Gwinnett... Transferred LHP Grant Dayton to the 60-day IL.					
August 23: RHP Darren O'Day began a major league rehabilitation assignment with rookie-level GCL Braves...OF Austin Riley began a majore league rehabilitation assignment with Single-A rome.					
August 22: INF Dansby Swanson began a major league rehabilitation assignment with Single-A Rome.					
August 21: Recalled C Alex Jackson from Triple-A Gwinnett...Placed C Brian McCann on 10-day IL with a left knee sprain.					
August 20: LHP Grant Dayton began a major league rehabilitation assignment with Triple-A Gwinnett...Added OF Billy Hamilton to the active roster.					
August 19: Optioned RHP Bryce Wilson to Triple-A Gwinnett...Colorado claimed RHP Wes Parsons off waivers...Claimed OF Billy Hamilton off waivers from Kansas City...Recalled RHP Jacob Webb and placed him on the 60-day IL with right elbow impingement.					
August 17: Placed OF Ender Inciarte on the 10-Day IL with a right hamstring strain...Recalled OF Adam Duvall.					
August 16: Signed INF Adeiny Hechavarria to a one-year major league contract...Recalled RHP Bryce Wilson from Triple-A Gwinnett...Optioned INF Johan Camargo and OF Adam Duvall to Triple-A Gwinnett...Designated RHP Wes Parsons for assignment.					
August13: Selected OF Rafael Ortega from Triple-A Gwinnett...Optioned RHP Patrick Weigel to Triple-A Gwinnett.					
August 9: Recalled RHP Patrick Weigel from Triple-A Gwinnett.					
August 8: Recalled RHP Jeremy Walker from Triple-A Gwinett...Placed OF Austin Riley on 10-day IL, retroactive to August 5, with a right knee sprain...Optioned RHP Jeremy Walker to Triple-A Gwinnett postgame					
August 5: Recalled RHP Mike Foltyniewicz from Triple-A Gwinnett...RHP Kevin Gausman was claimed off waivers by Cincinnati.					
August 4: Returned RHP Jacob Webb from his rehabilitation assignment, reinstated from the 10-day IL, and optioned to Triple-A Gwinnett.					
August 2: Released LHP Luiz Gohara.					
July 31: Acquired RHP Mark Melancon from San Francisco in exchange for RHP's Dan Winkler and Trsitan Beck...Acquired RHP Shane Greene from Detroit in exchange for OF Travis Demeritte and LHP Joey Wentz...Acquired C John Ryan Murphy from Arizona in exchange for cash considerations.					

Game-Ending RBI					
Player	Number	Last	Player	Number	Last
Acuña Jr.	2	8/22/19 (1B)	Hechavarria	1	8/2/15 (HR)
Albies	2	6/13/19 (2B)	Inciarte	3	4/21/18 (1B)
Culberson	4	6/3/18 (HR)	Joyce	2	9/1/14 (1B)
Camargo	1	5/29/18 (HR)	Markakis	10	3/29/18 (HR)
Cervelli	1	9/16/09 (1B)	McCann	9	7/5/19 (1B)
Donaldson	11	7/19/19 (1B)	Ortega	-	-
Flowers	1	9/8/14 (HR)	Riley	-	-
Freeman	10	5/18/19 (HR)	Swanson	3	4/7/19 (1B)
Hamilton	4	5/19/18 (BB)			
Braves Walk-off Wins in 2019: 8 (Acuña Jr. Single - 8/22 vs. MIA)					

Ejections					
Player/Manager	2019	Career	Player/Manager	2019	Career
Acuña Jr.	-	-	Hechavarria	-	-
Albies	-	-	Inciarte	-	1
Cervelli	-	2	Joyce	-	4
Culberson	-	-	Markakis	-	1
Donaldson	1	6	McCann	-	3
Duvall	-	-	Ortega	-	-
Flowers	-	2	Riley	-	-
Freeman	-	5	Snitker	3	12
Hamilton	-	1	Swanson	-	-
Braves last ejection in 2019: 8/20 vs. MIA (Snitker)					

Braves Injured/Inactive List					
Player	Pos.	Injury	7/10/60-day IL	Date on IL/List	Date off IL/List Games Missed on IL
Mike Foltyniewicz	RHP	Right elbow bone spur	10-day	3/28 (retro to 3/25)	4/27 25
Darren O'Day	RHP	Right forearm strain	60-day	3/28 (retro to 3/25)	--- 139
A.J. Minter	LHP	Left shoulder inflammation	10-day	3/28 (retro to 3/25)	4/4 5
Kevin Gausman	RHP	Right shoulder tendinitis	10-day	3/28 (retro to 3/25)	4/5 6
Arodys Vizcaíno	RHP	Right shoulder inflammation	60-day	4/14 (retro to 4/11)	(Traded to SEA, 5/20) 35
Jonny Venters	LHP	Right calf strain	10-day	4/15	5/10 22
Jesse Biddle	LHP	Right thigh contusion/right groin strain	10-day	4/27	5/14 16
Chad Sobotka	RHP	Left abdomen strain	10-day	4/29	5/25 25
Kevin Gausman	RHP	Plantar fasciitis on right foot	10-day	6/11	7/21 34
Sean Newcomb	LHP	Concussion symptoms	7-day	6/19 (retro to 6/18)	6/25 5
Anthony Swarzak	RHP	Right shoulder inflammation	7-day	6/30 (retro to 6/29)	7/12 6
Grant Dayton	LHP	Fractured great right toe	60-day	7/11 (retro to 7/8)	--- 48
Jacob Webb	RHP	Right elbow impingement	10-day	7/15 (retro to 7/13)	8/5 18
Max Fried	LHP	Blister on left index finger	10-day	7/16	7/27 11
Dansby Swanson	SS	Right foot contusion	10-day	7/27 (retro to 7/24)	8/26 30
Nick Markakis	OF	Fractured left wrist	10-day	7/27	--- 35
Austin Riley	OF	Right knee sprain	10-day	8/8 (retro 8/5)	--- 26
Ender Inciarte	OF	Right hamstring strain	10-day	8/17	--- 15
Jacob Webb	RHP	Right elbow impingement	60-day	8/19	--- 13
Brian McCann	C	Left knee sprain	10-day	8/21	9/1 10

2019 Schedule and Results

Date	Opp.	H/R D/N	Time/ Result	Winner-Loser-Save	Att.	W-L	Pos.	GA GB	Date	Opp.	H/R D/N	Time/ Result	Winner-Loser-Save	Att.	W-L	Pos.	GA GB
3/28	at PHI	R-D	L, 10-4	Nola-Teheran-None	44,469	0-1	T-3rd	-1.0	7/8	All-Star Break							
3/29	OPEN DATE							-1.0	7/9	90th All-Star Game (Cleveland, OH)							
3/30	at PHI	R-D	L, 8-6	Morgan-Parsons-None	44,597	0-2	T-4th	-2.0	7/10	All-Star Break							
3/31	at PHI	R-N	L, 5-1	Arrieta-Wright-None	41,410	0-3	5th	-3.0	7/11	All-Star Break							
4/1	CHI	H-N	W, 8-0	Parsons-Hendricks-None	41,912	1-3	5th	-2.5	7/12	at SD	R-N	W, 5-3	Keuchel-Lamet-Jackson	34,692	55-37	1st	+6.0
4/2	OPEN DATE							-3.0	7/13	at SD	R-N	W, 7-5 (10)	Newcomb-Perdomo-Jackson	43,148	56-37	1st	+6.0
4/3	CHI	H-N	W, 6-4	Jackson-Cishek-Vizcaino	37,398	2-3	T-3rd	-2.5	7/14	at SD	R-D	W, 4-1	Soroka-Wingenter-Minter	34,739	57-37	1st	+7.0
4/4	CHI	H-N	W, 9-4	Fried-Darvish-None	33,815	3-3	T-3rd	-1.5	7/15	at MIL	R-N	W, 4-2	Fried-Houser-Jackson	31,850	58-37	1st	+7.5
4/5	MIA	H-N	W, 4-0	Gausman-López-None	29,218	4-3	3rd	-1.5	7/16	at MIL	R-N	L, 13-1	Woodruff-Wilson-None	31,599	58-38	1st	+6.5
4/6	MIA	H-N	L, 4-2	Romo-Minter-Conley	35,618	4-4	3rd	-2.0	7/17	at MIL	R-D	L, 5-4	Anderson-Keuchel-Hader	36,928	58-39	1st	+6.5
4/7	MIA	H-D	W, 4-3	Vizcaino-Conley-None	32,551	5-4	3rd	-1.5	7/18	WSH	H-N	L, 13-4	Strasburg-Wright-None	39,363	58-40	1st	+5.5
4/8	at COL	R-N	W, 8-6	Teheran-Freeland-Minter	25,199	6-4	3rd	-1.5	7/19	WSH	H-N	W, 4-3	Jackson-Rodney-None	39,344	59-40	1st	+6.5
4/9	at COL	R-N	W, 7-1	Fried-Márquez-None	26,124	7-4	2nd	-0.5	7/20	WSH	H-N	L, 5-3	Sánchez-Soroka-Doolittle	42,467	59-41	1st	+5.5
4/10	at COL	R-D	PPD - Inclement Weather (rescheduled for 8/26)				T-1st		7/21	WSH	H-D	W, 7-1	Gausman-Ross-None	31,848	60-41	1st	+6.5
4/11	NYM	H-N	L, 6-3	Matz-Gausman-Díaz	24,015	7-5	3rd	-1.0	7/22	OPEN DATE							
4/12	NYM	H-N	L, 6-2	Wheeler-Wright-None	33,334	7-6	3rd	-2.0	7/23	KC	H-N	L, 5-4	Hill-Swarzak-Kennedy	36,570	60-42	1st	+5.5
4/13	NYM	H-N	W, 11-7	Toussaint-Oswalt-None	40,117	8-6	3rd	-1.0	7/24	KC	H-N	L, 2-0	Keller-Teheran-Kennedy	38,865	60-43	1st	+4.0
4/14	NYM	H-N	W, 7-3*	Teheran-deGrom-None	23,385	9-6	2nd	-0.5	7/25	OPEN DATE							
4/15	OPEN DATE						T-2nd	-0.5	7/26	at PHI	R-N	W, 9-2	Newcomb-Arrieta-None	31,268	61-43	1st	+5.5
4/16	ARI	H-N	L, 9-6	Hirano-Minter-Holland	22,407	9-7	3rd	-1.0	7/27	at PHI	R-N	W, 15-7	Fried-Effin-None	39,340	62-43	1st	+6.5
4/17	ARI	H-N	L, 3-2 (10)	Bradley-Biddle-Holland	22,356	9-8	3rd	-2.0	7/28	at PHI	R-D	L, 9-4	Nola-Gausman-None	37,037	62-44	1st	+5.5
4/18	ARI	H-D	L, 4-1	Weaver-Soroka-Hirano	24,193	9-9	4th	-2.0	7/29	at WSH	R-N	L, 6-3	Corbin-Keuchel-None	24,292	62-45	1st	+4.5
4/19	at CLE	R-N	PPD - Inclement Weather (rescheduled for 4/20)				T-3rd	-1.5	7/30	at WSH	R-N	W, 11-8	Teheran-Fedde-None	26,566	63-45	1st	+5.5
4/20	at CLE	R-D	L, 8-4	Kluber-Teheran-None		9-10			7/31	at WSH	R-D	W, 5-4 (10)	Swarzak-Doolittle-Tomlin	31,576	64-45	1st	+6.5
4/21	at CLE	R-N	W, 8-7	Jackson-Cimber-Minter	23,035	10-10	3rd	-2.0	JULY TOTALS 458,249 (38,187 average in 12 dates) 15-10								
4/22	OPEN DATE			Fried-Bieber-None	16,039	11-10	3rd	-0.5	8/1	CIN	H-N	W, 4-1*(6)	Fried-DeSclafini-None	28,677	65-45	1st	+7.0
4/23	at CIN	R-N	L, 7-6	Stephenson-Gausman-Iglesias	12,789	11-11	3rd	-1.5	8/2	CIN	H-N	L, 5-2	Wood-Gausman-Iglesias	37,743	65-46	1st	+6.0
4/24	at CIN	R-N	W, 3-1	Soroka-Roark-Minter	12,949	12-11	3rd	-0.5	8/3	CIN	H-N	W, 5-4 (10)	Jackson-Hughes-None	42,085	66-46	1st	+7.0
4/25	at CIN	R-N	L, 4-2*	Castillo-Teheran-Iglesias	14,792	12-12	3rd	-1.0	8/4	CIN	H-D	L, 6-4 (10)	Stephenson-Greene-Hernandez	33,083	66-47	1st	+7.0
4/26	COL	H-N	L, 8-4	Senzatela-Fried-Davis	40,282	12-13	3rd	-1.5	8/5	at MIN	R-N	L, 5-3	May-Martin-None	26,722	66-48	1st	+6.0
4/27	COL	H-N	L, 9-5	Shaw-Minter-None	38,243	12-14	3rd	-2.5	8/6	at MIN	R-N	W, 12-7	Foltynewicz-Berrios-None	36,721	67-48	1st	+6.0
4/28	COL	H-D	W, 8-7	Webb-Oh-Jackson	33,919	13-14	3rd	-2.5	8/7	at MIN	R-D	W, 11-7	Fried-Pérez-None	35,682	68-48	1st	+6.0
4/29	SD	H-N	W, 3-1	Soroka-Margevicius-Webb	19,353	14-14	T-2nd	-2.0	8/8	at MIA	R-N	L, 9-2	Hernández-Keuchel-None	8,948	68-49	1st	+5.5
4/30	SD	H-N	L, 4-3	Paddack-Teheran-Yates	18,626	14-15	3rd	-2.0	8/9	at MIA	R-N	W, 8-4	Teheran-Smith-None	8,057	69-49	1st	+6.5
MARCH/APRIL TOTALS				551,865 (30,659 average in 18 dates)	14-15				8/10	at MIA	R-N	L, 7-6 (10)	Brigham-Newcomb-None	29,720	69-50	1st	+6.5
5/1	SD	H-N	W, 5-1	Fried-Quantrill-None	20,394	15-15	T-2nd	-2.0	8/11	at MIA	R-D	W, 5-4	Foltynewicz-Noesi-Jackson	12,338	70-50	1st	+6.5
5/2	SD	H-D	L, 11-2	Straham-Foltynewicz-None	23,746	15-16	3rd	-2.5	8/12	OPEN DATE							
5/3	at MIA	R-N	W, 7-2	Toussaint-Ureña-None	7,198	16-16	T-2nd	-2.5	8/13	NYM	H-N	W, 5-3	Fried-Wheeler-Melancon	27,627	71-50	1st	+6.0
5/4	at MIA	R-N	W, 9-2	Soroka-Anderson-None	10,229	17-16	2nd	-1.5	8/14	NYM	H-N	W, 6-4*	Martin-Lugo-Blevins	23,582	72-50	1st	+6.0
5/5	at MIA	R-D	W, 3-1 (10)	Tomlin-Guerrero-Jackson	11,885	18-16	2nd	-1.5	8/15	NYM	H-N	L, 10-8	Stroman-Teheran-Díaz	25,424	72-51	1st	+5.5
5/6	at LAD	R-N	L, 5-3	Buehler-Gausman-Urías	43,393	18-17	2nd	-1.5	8/16	LAD	H-N	L, 8-3	Kolarek-Newcomb-Urías	41,413	72-52	1st	+4.5
5/7	at LAD	R-N	L, 9-0	RYU-Fried-None	47,337	18-18	2nd	-2.5	8/17	LAD	H-N	W, 4-3	Newcomb-Pérez-None	43,619	73-52	1st	+5.5
5/8	at LAD	R-N	L, 9-4	Kershaw-Foltynewicz-None	53,707	18-19	2nd	-3.5	8/18	LAD	H-D	W, 5-3	Swarzak-May-Melancon	37,617	74-52	1st	+5.5
5/9	at ARI	R-N	L, 3-2 (10)	Duplantier-Minter-None	17,751	18-20	2nd	-4.0	8/19	OPEN DATE							
5/10	at ARI	R-N	W, 2-1	Winkler-Lopez-Jackson	21,932	19-20	2nd	-3.0	8/20	MIA	H-N	W, 5-1	Keuchel-Kinley-None	21,271	75-52	1st	+6.0
5/11	at ARI	R-N	W, 6-4	Gausman-Kelly-Venters	33,168	20-20	2nd	-3.0	8/21	MIA	H-N	W, 5-0	Teheran-Smith-None	23,537	76-52	1st	+6.0
5/12	at ARI	R-D	W, 5-3	Fried-Godley-Jackson	27,460	21-20	2nd	-3.0	8/22	MIA	H-N	W, 3-2	Melancon-Stanek-None	23,967	77-52	1st	+6.0
5/13	OPEN DATE						2nd	-3.5	8/23	at NYM	R-N	W, 2-1 (14)	Jackson-Familia-Melancon	31,437	78-52	1st	+6.0
5/14	STL	H-N	L, 14-3	Flaherty-Foltynewicz-None	23,718	21-21	T-2nd	-3.5	8/24	at NYM	R-N	W, 9-5	Tomlin-Brach-None	38,300	79-52	1st	+6.0
5/15	STL	H-N	W, 4-0	Soroka-Wacha-Jackson	23,367	22-21	2nd	-2.5	8/25	at NYM	R-D	W, 2-1	Keuchel-Matz-Melancon	30,170	80-52	1st	+6.0
5/16	STL	H-N	W, 10-2	Teheran-Wainwright-None	28,783	23-21	2nd	-1.5	8/26	at COL	R-D	L, 3-1	Díaz-Swarzak-None	29,803	80-53	1st	+5.5
5/17	MIL	H-N	W, 12-8	Fried-Chacin-Jackson	36,222	24-21	2nd	-1.5	8/27	at TOR	R-N	L, 3-1	Godley-Soroka-Giles	24,578	80-54	1st	+5.5
5/18	MIL	H-N	W, 4-3 (10)	Webb-Hader-None	39,121	25-21	2nd	-1.5	8/28	at TOR	R-N	W, 9-4	Jackson-Waguespack-None	23,112	81-54	1st	+5.5
5/19	MIL	H-D	L, 3-2 (10)	Hader-Parsons-None	36,548	25-22	2nd	-2.5	8/29	OPEN DATE							
5/20	at SF	R-N	W, 4-1	Soroka-Suárez-Newcomb	29,815	26-22	2nd	-2.5	8/30	CWS	H-N	W, 10-7	Fried-Nova-Melancon	39,097	82-54	1st	+5.5
5/21	at SF	R-N	L, 4-3	Jackson-Gott-None	28,030	26-23	2nd	-2.5	8/31	CWS	H-N	W, 11-5	Keuchel-López-None	36,664	83-54	1st	+5.5
5/22	at SF	R-N	W, 9-2	Fried-Samardzija-None	31,402	27-23	2nd	-1.5	AUGUST TOALS 485,406 (32,360 average in 15 dates) 19-9								
5/23	at SF	R-D	W, 5-4 (13)	Jackson-Moronta-None	32,463	28-23	2nd	-1.5	9/1	CWS	H-N	W, 5-3	Teheran-Giolito-Melancon	41,397	84-54	1st	+5.5
5/24	at STL	R-N	W, 5-2	Foltynewicz-Mikolas-None	44,630	29-23	2nd	-1.5	9/2	TOR	H-N	W, 6-3	Soroka-Waguespack-Melancon	28,987	85-54	1st	+6.5
5/25	at STL	R-N	L, 6-3	Winkler-Miller-Hicks	45,760	29-24	2nd	-2.5	9/3	TOR	H-N	7:20p					
5/26	at STL	R-N	W, 4-3 (10)	Webb-Webb-Jackson	45,152	30-24	2nd	-1.5	9/4	OPEN DATE							
5/27	OPEN DATE							-1.5	9/5	WSH	H-N	7:20p					
5/28	WSH	H-N	L, 5-4	Strasburg-Fried-Doolittle	27,573	30-25	2nd	-2.5	9/6	WSH	H-N	7:20p					
5/29	WSH	H-N	L, 14-4	Sánchez-Gausman-McGowin	37,726	30-26	2nd	-3.5	9/7	WSH	H-N	7:20p					
5/30	OPEN DATE							-3.0	9/8	WSH	H-D	1:20p					
5/31	DET	H-N	L, 8-2	Turnbull-Foltynewicz-None	35,524	30-27	2nd	-3.0	9/9	at PHI	R-N	7:05p					
MAY TOTALS				332,722 (30,247 average in 11 dates)	16-12				9/10	at PHI	R-N	7:05p					
6/1	DET	H-D	W, 10-5	Soroka-Norris-Jackson	37,108	31-27	2nd	-2.0	9/11	at PHI	R-N	7:05p					
6/2	DET	H-D	W, 7-4	Toussaint-Jiménez-None	28,978	32-27	2nd	-1.0	9/12	at PHI	R-N	7:05p					
6/3	OPEN DATE						2nd	-0.5	9/13	at WSH	R-N	7:05p					
6/4	at PIT	R-N	W, 12-5	Winkler-Crick-None	13,963	33-27	2nd	-0.5	9/14	at WSH	R-D	4:05p					
6/5	at PIT	R-N	L, 7-4*	Musgrove-Gausman-None	13,904	33-28	2nd	-1.5	9/15	at WSH	R-D	1:35p					
6/6	at PIT	R-D	L, 6-1	Archer-Foltynewicz-Vázquez	18,232	33-29	2nd	-2.0	9/16	OPEN DATE							
6/7	at MIA	R-N	W, 7-1	Soroka-Ureña-None	8,589	34-29	2nd	-2.0	9/17	PHI	H-N	7:20p					
6/8	at MIA	R-D	W, 1-0	Teheran-Richards-Jackson	9,771	35-29	2nd	-2.0	9/18	PHI	H-N	7:20p					
6/9	at MIA	R-D	W, 7-6 (12)	Winkler-Conley-Tomlin	10,959	36-29	2nd	-1.0	9/19	PHI	H-D	12:10p					
6/10	PIT	H-N	W, 13-7	Newcomb-McRae-Webb	21,822	37-29	T-1st	—	9/20	SF	H-N	7:20p					
6/11	PIT	H-N	W, 7-5 (8)*	Toussaint-Archer-Swarzak	31,305	38-29	T-1st	—	9/21	SF	H-N	7:20p					
6/12	PIT	H-N	W, 8-7 (11)*	Webb-Feliz-None	24,428	39-29	1st	+1.0	9/22	SF	H-D	1:20p					
6/13	PIT	H-D	W, 6-5	Teheran-Musgrove-Jackson	35,108	40-29	1st	+1.5	9/23	OPEN DATE							
6/14	PHI	H-N	W, 9-8	Blevins-Velasquez-None	41,975	41-29	1st	+2.5	9/24								

		Braves vs. Opponent															
Braves 2019 Batting vs. Toronto																	
Player	G	AB	R	H	2B	3B	HR	RBI	BB	IBB	SO	AVG	OBP	SLG			
Johan Camargo	1	1	1	1	0	0	1	2	0	0	0	1.000	1.000	4.000			
Matt Joyce	3	10	1	4	1	0	1	2	2	0	2	.400	.500	.800			
Tyler Flowers	2	8	2	3	0	0	0	0	0	0	2	.375	.375	.375			
Rafael Ortega	3	10	1	3	1	0	0	1	2	0	2	.300	.417	.400			
Dansby Swanson	2	8	0	2	0	0	0	0	0	0	1	.250	.250	.250			
Adeiny Hechavarria	1	5	1	1	0	0	0	2	0	0	1	.200	.200	.200			
Freddie Freeman	3	12	2	2	1	0	1	2	1	1	3	.167	.286	.500			
Billy Hamilton	8	20	1	3	0	0	0	0	2	0	9	.150	.227	.150			
Ronald Acuna Jr.	3	14	1	2	2	0	0	2	0	0	8	.143	.143	.286			
Ozzie Albies	3	10	3	1	1	0	0	1	4	0	3	.100	.357	.200			
Josh Donaldson	3	10	4	1	0	0	1	2	3	0	2	.100	.308	.400			
Francisco Cervelli	2	3	0	0	0	0	0	0	2	0	1	.000	.400	.000			
Charlie Culberson	1	1	0	0	0	0	0	0	0	0	1	.000	.000	.000			
Braves 2019 Pitching vs. Toronto																	
Player	W	L	Sv	SvOp	SHO	G	GS	CG	IP	H	R	ER	HR	BB	SO	ERA	AVG
Jerry Blevins	0	0	0	0	0	1	0	0	1.0	0	0	0	0	0	1	0.00	.000
Chris Martin	0	0	0	0	0	3	0	0	3.0	3	0	0	0	0	7	0.00	.273
Mark Melancon	1	0	1	1	0	3	0	0	2.2	2	0	0	0	0	5	0.00	.222
Josh Tomlin	0	0	0	0	0	1	0	0	2.0	0	0	0	0	0	2	0.00	.000
Shane Greene	0	0	2	3	0	7	0	0	7.0	3	2	1	1	2	8	1.29	.125
Mike Foltynewicz	0	0	0	0	0	1	1	0	4.2	8	3	2	0	2	3	3.86	.364
Mike Soroka	1	1	0	0	0	2	2	0	11.0	13	5	5	2	2	7	4.09	.310
Luke Jackson	1	0	0	0	0	1	0	0	1.1	2	1	1	0	1	2	6.75	.333
Sean Newcomb	0	0	0	0	0	1	0	0	1.0	1	1	1	1	3	2	9.00	.250
Braves Career Batting vs. Toronto																	
Player	G	AB	R	H	2B	3B	HR	RBI	BB	IBB	SO	AVG	OBP	SLG			
Rafael Ortega	8	22	2	8	1	0	0	2	3	0	3	.364	.440	.409			
Johan Camargo	7	20	4	7	1	0	2	7	1	0	5	.350	.381	.700			
Charlie Culberson	4	10	3	3	1	0	1	1	1	0	4	.300	.364	.700			
Freddie Freeman	26	99	18	29	3	2	6	16	10	2	31	.293	.372	.545			
Ozzie Albies	7	28	7	8	3	0	2	6	4	0	6	.286	.364	.607			
Francisco Cervelli	41	105	11	30	7	1	3	11	12	0	22	.286	.380	.457			
Dansby Swanson	10	40	4	10	2	0	1	4	2	1	8	.250	.279	.375			
Tyler Flowers	28	97	9	24	3	0	4	12	8	0	34	.247	.324	.402			
Matt Joyce	87	264	37	63	20	0	6	32	38	2	68	.239	.341	.383			
Brian McCann	72	251	33	58	5	1	14	34	28	2	43	.231	.322	.426			
Adeiny Hechavarria	13	41	5	9	2	0	0	4	3	0	7	.220	.273	.268			
Josh Donaldson	19	68	13	14	3	0	4	7	10	0	14	.206	.316	.426			
Billy Hamilton	14	43	4	7	1	0	0	3	2	0	14	.163	.200	.186			
Ronald Acuna Jr.	5	23	1	3	3	0	0	2	0	0	12	.130	.130	.261			
Braves Career Pitching vs. Toronto																	
Player	W	L	Sv	SvOp	SHO	G	GS	CG	IP	H	R	ER	HR	BB	SO	ERA	AVG
Shane Greene	0	0	4	5	0	16	2	0	26.0	21	7	6	2	9	25	2.08	.221
Luke Jackson	1	0	0	0	0	2	0	0	2.1	3	1	1	0	2	2	3.86	.300
Chris Martin	0	1	0	0	0	9	0	0	8.2	9	4	4	1	1	12	4.15	.265
Mark Melancon	2	0	4	4	0	14	0	0	15.2	17	8	8	0	7	17	4.60	.274
Dallas Keuchel	4	0	0	0	0	6	6	0	37.2	41	20	20	5	15	27	4.78	.285
Mike Foltynewicz	2	0	0	0	0	4	3	0	18.0	20	11	10	3	6	11	5.00	.282
Josh Tomlin	2	1	0	0	0	7	5	0	30.1	35	18	17	7	7	30	5.04	.282
Jerry Blevins	0	2	0	1	0	16	0	0	16.0	17	9	9	2	7	19	5.06	.266
Mike Soroka	1	1	0	0	0	3	3	0	15.2	21	9	9	2	4	9	5.17	.328
Anthony Swarzak	0	2	0	0	0	11	1	0	16.2	22	18	14	3	9	10	7.56	.324
Julio Teheran	0	1	0	0	0	5	5	0	24.2	27	21	21	9	11	23	7.66	.267
Sean Newcomb	0	0	0	0	0	1	0	0	1.0	1	1	1	1	3	2	9.00	.250
A.J. Minter	0	1	0	0	0	2	0	0	0.2	4	4	3	0	0	0	40.50	.571
Braves Career Batting at SunTrust Park																	
Player	G	AB	R	H	2B	3B	HR	RBI	BB	IBB	SO	AVG	OBP	SLG			
Adeiny Hechavarria	11	22	6	9	3	0	1	6	3	0	7	.409	.519	.682			
Francisco Cervelli	7	20	3	7	1	0	0	2	2	0	5	.350	.458	.400			
Freddie Freeman	205	756	142	227	45	2	46	146	104	17	170	.300	.390	.548			
Josh Donaldson	67	221	44	66	14	0	20	40	48	2	59	.299	.434	.633			
Matt Joyce	56	73	11	21	3	0	2	12	14	0	17	.288	.402	.411			
Johan Camargo	162	487	62	140	28	4	11	71	43	3	115	.287	.348	.429			
Ozzie Albies	182	699	118	197	43	11	20	76	62	4	128	.282	.342	.461			
Ronald Acuna Jr.	119	458	92	129	17	2	29	82	51	2	127	.282	.358	.517			
Brian McCann	37	113	12	30	3	0	5	23	18	1	18	.265	.365	.425			
Tyler Flowers	125	399	60	100	17	1	18	54	43	2	127	.251	.347	.434			
Dansby Swanson	193	655	88	161	33	3	17	85	82	17	153	.246	.330	.383			
Charlie Culberson	109	190	24	41	7	2	7	26	12	3	58	.216	.272	.384			
Rafael Ortega	15	46	6	9	2	0	1	6	5	0	9	.196	.275	.304			
Billy Hamilton	13	31	3	6	2	0	0	3	3	0	5	.194	.265	.258			
Braves Career Pitching at SunTrust Park																	
Player	W	L	Sv	SvOp	SHO	G	GS	CG	IP	H	R	ER	HR	BB	SO	ERA	AVG
Mark Melancon	1	0	7	7	0	10	0	0	9.0	7	2	2	0	1	12	2.00	.200
Dallas Keuchel	3	1	0	0	0	7	7	0	45.1	37	12	12	3	10	40	2.38	.220
Luke Jackson	7	2	6	10	0	75	0	0	82.1	75	35	30	8	27	84	3.28	.244
Josh Tomlin	0	0	0	1	0	23	0	0	37.0	35	14	14	5	3	22	3.41	.255
Chris Martin	1	0	0	1	0	6	0	0	5.0	5	4	2	0	0	5	3.60	.238
Max Fried	7	4	0	0	0	22	16	1	97.1	98	42	39	10	29	100	3.61	.263
Anthony Swarzak	1	1	1	1	0	16	0	0	14.2	16	6	6	2	10	10	3.68	.276
Mike Soroka	6	3	0	0	0	13	13	0	75.1	77	34	33	6	21	59	3.94	.268
Mike Foltynewicz	11	12	0	0	1	36	36	1	206.1	187	100	92	28	79	208	4.01	.240
Julio Teheran	12	17	0	0	0	48	48	0	266.1	237	138	129	35	127	241	4.36	.238
Sean Newcomb	9	13	0	1	0	46	30	0	177.1	174	92	86	17	81	149	4.36	.256
Jerry Blevins	1	0	1	1	0	29	0	0	22.2	19	12	11	3	11	26	4.37	.218
Chad Sobotka	0	0	0	0	0	22	0	0	20.2	15	14	12	4	13	24	5.23	.197
A.J. Minter	3	6	5	7	0	62	0	0	57.0	59	35	34	5	24	65	5.37	.261
Shane Greene	0	1	0	1	0	10	0	0	9.1	11	6	6	1	1	9	5.79	.297
Bryse Wilson	1	0	0	0	0	4	1	0	9.0	10	7	7	1	5	7	7.00	.303

Braves Batters vs. Toronto Pitchers

VS. JASON ADAM

Career	BA	OBP	SLG	AB	H	2B	3B	HR	BB	K
Ronald Acuna Jr.	.000	.000	.000	1	0	0	0	0	0	1
Ozzie Albies	.000	.500	.000	1	0	0	0	0	1	0
Francisco Cervelli	.000	.000	.000	1	0	0	0	0	0	0
Josh Donaldson	.000	.500	.000	1	0	0	0	0	1	1
Adam Duvall	1.000	1.000	4.000	1	1	0	0	1	0	0
Freddie Freeman	.000	.500	.000	1	0	0	0	0	0	0
Billy Hamilton	.000	.000	.000	1	0	0	0	0	0	0
Matt Joyce	.000	.000	.000	1	0	0	0	0	0	0
Dansby Swanson	.500	.500	.500	2	1	0	0	0	0	0

VS. BUDDY BOSHERS

Career	BA	OBP	SLG	AB	H	2B	3B	HR	BB	K
Johan Camargo	1.000	1.000	4.000	1	1	0	0	1	0	0
Francisco Cervelli	.000	.000	.000	1	0	0	0	0	0	1
Josh Donaldson	.000	.500	.000	1	0	0	0	0	1	0
Tyler Flowers	.000	.000	.000	1	0	0	0	0	0	0
Freddie Freeman	.667	.667	2.000	3	2	1	0	1	0	1
Adeiny Hechavarria	.000	.000	.000	2	0	0	0	0	0	1
Matt Joyce	.500	.500	.500	2	1	0	0	0	0	0
Brian McCann	.000	.000	.000	3	0	0	0	0	0	3
Rafael Ortega	.000	.000	.000	1	0	0	0	0	0	0
Dansby Swanson	1.000	1.000	1.000	1	1	0	0	0	0	0

VS. CLAY BUCHHOLZ

Career	BA	OBP	SLG	AB	H	2B	3B	HR	BB	K
Ronald Acuna Jr.	.667	.667	1.000	3	2	1	0	0	0	1
Ozzie Albies	.000	.000	.000	3	0	0	0	0	0	0
Johan Camargo	.333	.333	.333	3	1	0	0	0	0	0
Francisco Cervelli	.429	.500	.429	7	3	0	0	0	1	1
Josh Donaldson	.200	.368	.333	15	3	2	0	0	4	4
Adam Duvall	.333	.333	.333	3	1	0	0	0	0	2
Tyler Flowers	.200	.200	.200	5	1	0	0	0	0	3
Freddie Freeman	.400	.667	.400	5	2	0	0	0	4	2
Billy Hamilton	.500	.500	.500	6	3	0	0	0	0	0
Adeiny Hechavarria	.333	.333	.333	3	1	0	0	0	0	0
Matt Joyce	.265	.333	.412	34	9	2	0	1	4	10
Brian McCann	.308	.400	.462	13	4	2	0	0	2	4
Dansby Swanson	.333	.333	.333	3	1	0	0	0	0	0
Julio Teheran	.000	.000	.000	2	0	0	0	0	0	1

VS. WILMER FONT

Career	BA	OBP	SLG	AB	H	2B	3B	HR	BB	K
Ronald Acuna Jr.	.500	.500	1.000	2	1	1	0	0	0	0
Ozzie Albies	.000	.000	.000	2	0	0	0	0	0	2
Johan Camargo	.000	.000	.000	1	0	0	0	0	0	0
Charlie Culberson	.000	.000	.000	1	0	0	0	0	0	1
Josh Donaldson	.000	.333	.000	2	0	0	0	0	1	0
Tyler Flowers	.000	.000	.000	1	0	0	0	0	0	1
Freddie Freeman	.000	.000	.000	1	0	0	0	0	0	0
Billy Hamilton	1.000	1.000	1.000	1	1	0	0	0	0	0
Matt Joyce	.500	.500	.500	2	1	0	0	0	0	1
Rafael Ortega	.000	.000	.000	1	0	0	0	0	0	1
Mike Soroka	.000	.000	.000	1	0	0	0	0	0	0
Dansby Swanson	.000	.000	.000	1	0	0	0	0	0	1

VS. SAM GAVIGLIO

Career	BA	OBP	SLG	AB	H	2B	3B	HR	BB	K
Ronald Acuna Jr.	.000	.000	.000	2	0	0	0	0	0	1
Ozzie Albies	.000	.000	.000	2	0	0	0	0	0	0
Johan Camargo	1.000	1.000	1.000	1	1	0	0	0	0	0
Josh Donaldson	.250	.250	.250	4	1	0	0	0	0	1
Tyler Flowers	.667	.667	.667	3	2	0	0	0	0	0
Mike Foltynewicz	-	-	-	0	0	0	0	0	0	0
Freddie Freeman	.333	.333	.333	3	1	0	0	0	0	1
Billy Hamilton	.000	.000	.000	1	0	0	0	0	0	0
Adeiny Hechavarria	.000	.000	.000	1	0	0	0	0	0	1
Matt Joyce	.143	.143	.143	7	1	0	0	0	0	1
Brian McCann	.000	.000	.000	3	0	0	0	0	0	1
Rafael Ortega	.000	.000	.000	1	0	0	0	0	0	0
Dansby Swanson	1.000	1.000	1.000	1	1	0	0	0	0	0

VS. KEN GILES

Career	BA	OBP	SLG	AB	H	2B	3B	HR	BB	K
Ronald Acuna Jr.	.000	.000	.000	1	0	0	0	0	0	1
Ozzie Albies	.000	.000	.000	1	0	0	0	0	0	0
Francisco Cervelli	-	1.000	-	0	0	0	0	0	1	0
Josh Donaldson	.000	.000	.000	2	0	0	0	0	0	1
Adam Duvall	1.000	1.000	4.000	1	1	0	0	1	0	0
Freddie Freeman	.167	.167	.167	6	1	0	0	0	0	3
Billy Hamilton	.500	.500	.500	2	1	0	0	0	0	0
Adeiny Hechavarria	.143	.143	.143	7	1	0	0	0	0	1
Matt Joyce	.000	.250	.000	2	0	0	0	0	1	0
Brian McCann	.000	.000	.000	2	0	0	0	0	0	2
Rafael Ortega	.000	.000	.000	3	0	0	0	0	0	1

VS. ZACK GODLEY

Career	BA	OBP	SLG	AB	H	2B	3B	HR	BB	K
Ronald Acuna Jr.	.143	.143	.286	7	1	1	0	0	0	1
Ozzie Albies	.000	.000	.000	9	0	0	0	0	0	4
Johan Camargo	.250	.250	.250	4	1	0	0	0	0	2
Francisco Cervelli	.167	.286	.167	6	1	0	0	0	1	3
Charlie Culberson	1.000	1.000	1.000	1	1	0	0	0	0	0
Josh Donaldson	.429	.429	.429	7	3	0	0	0	0	0
Adam Duvall	.143	.250	.143	7	1	0	0	0	0	1
Tyler Flowers	.000	.000	.000	9	0	0	0	0	0	3
Mike Foltynewicz	.000	.000	.000	1	0	0	0	0	0	1
Freddie Freeman	.364	.462	.727	11	4	1	0	1	2	4
Max Fried	.000	.000	.000	1	0	0	0	0	0	0
Billy Hamilton	.545	.583	.545	11	6	0	0	0	1	2
Adeiny Hechavarria	.000	.000	.000	3	0	0	0	0	0	0
Matt Joyce	-	1.000	-	0	0	0	0	0	1	0
Brian McCann	.250	.400	.500	4	1	1	0	0	1	1
Rafael Ortega	1.000	1.000	1.000	1	1	0	0	0	0	0
Dansby Swanson	.182	.308	.182	11	2	0	0	0	2	2

VS. DEREK LAW

Career	BA	OBP	SLG	AB	H	2B	3B	HR	BB	K
Ozzie Albies	1.000	1.000	2.000	1	1	1	0	0	0	0
Johan Camargo	1.000	1.000	1.000	1	1	0	0	0	0	0
Francisco Cervelli	-	1.000	-	0	0	0	0	0	1	0
Josh Donaldson	.500	.500	1.000	2	1	1	0	0	0	0
Adam Duvall	.250	.250	.250	4	1	0	0	0	0	1
Tyler Flowers	.000	.333	.000	2	0	0	0	0	1	1
Mike Foltynewicz	.000	.000	.000	2	0	0	0	0	0	2
Freddie Freeman	.500	.667	2.000	2	1	0	0	1	1	0
Billy Hamilton	.000	.000	.000	2	0	0	0	0	0	1
Matt Joyce	.000	.000	.000	2	0	0	0	0	0	1
Rafael Ortega	-	1.000	-	0	0	0	0	0	1	0
Dansby Swanson	.500	.667	.500	2	1	0	0	0	1	0
Julio Teheran	.000	.000	.000	1	0	0	0	0	0	1

VS. TIM MAYZA

Career	BA	OBP	SLG	AB	H	2B	3B	HR	BB	K
Ronald Acuna Jr.	1.000	1.000	2.000	1	1	1	0	0	0	0
Ozzie Albies	.000	.000	.000	1	0	0	0	0	0	1
Johan Camargo	.000	.000	.000	1	0	0	0	0	0	1
Josh Donaldson	.000	.000	.000	1	0	0	0	0	0	0
Tyler Flowers	-	1.000	-	0	0	0	0	0	1	0
Mike Foltynewicz	.000	.000	.000	1	0	0	0	0	0	1
Freddie Freeman	.000	.000	.000	2	0	0	0	0	0	1
Billy Hamilton	.000	.000	.000	2	0	0	0	0	0	2
Adeiny Hechavarria	.000	.000	.000	3	0	0	0	0	0	2
Matt Joyce	1.000	1.000	2.000	1	1	1	0	0	0	0
Brian McCann	.000	.000	.000	2	0	0	0	0	0	1
Dansby Swanson	-	1.000	-	0	0	0	0	0	1	0

VS. THOMAS PANNONE

Career	BA	OBP	SLG	AB	H	2B	3B	HR	BB	K
Billy Hamilton	.000	.000	.000	2	0	0	0	0	0	2
Rafael Ortega	1.000	1.000	1.000	1	1	0	0	0	0	0

VS. CLAYTON RICHARD

Career	BA	OBP	SLG	AB	H	2B	3B	HR	BB	K
Ozzie Albies	.167	.286	.333	6	1	1	0	0	1	1
Johan Camargo	.143	.143	.143	7	1	0	0	0	0	1
Francisco Cervelli	.000	.250	.000	3	0	0	0	0	1	1
Charlie Culberson	.400	.500	.600	5	2	1	0	0	1	2
Adam Duvall	.000	.000	.000	4	0	0	0	0	0	1
Tyler Flowers	1.000	1.000	1.000	1	1	0	0	0	1	0
Freddie Freeman	.333	.421	.600	15	5	1	0	1	2	3
Billy Hamilton	.000	.000	.000	8	0	0	0	0	0	2
Adeiny Hechavarria	.429	.429	.571	7	3	1	0	0	0	0
Matt Joyce	1.000	1.000	1.000	1	1	0	0	0	0	0
Brian McCann	.500	.545	.800	10	5	3	0	0	1	0
Dansby Swanson	.222	.222	.444	9	2	0	1	0	0	1
Julio Teheran	.000	.000	.000	2	0	0	0	0	0	0

VS. JORDAN ROMANO

Career	BA	OBP	SLG	AB	H	2B	3B	HR	BB	K
Ronald Acuna Jr.	.000	.000	.000	1	0	0	0	0	0	1
Tyler Flowers	1.000	1.000	1.000	1	1	0	0	0	0	0
Billy Hamilton	-	1.000	-	0	0	0	0	0	1	0
Rafael Ortega	.000	.000	.000	1	0	0	0	0	0	0

VS. MATT SHOEMAKER

Career	BA	OBP	SLG	AB	H	2B	3B	HR	BB	K
Josh Donaldson	.400	.400	.500	10	4	1	0	0	0	2
Adam Duvall	.333	.333	.333	3	1	0	0	0	0	1
Tyler Flowers	.500	.500	1.250	4	2	0	0	1	0	0
Billy Hamilton	.333	.333	.333	3	1	0	0	0	0	1
Adeiny Hechavarria	.000	.000	.000	3	0	0	0	0	0	0
Matt Joyce	.308	.357	.462	13	4	2	0	0	1	0
Brian McCann	.167	.167	.417	12	2	0	0	1	0	1

Braves Pitchers vs. Toronto Batters

VS. JERRY BLEVINS

Career	BA	OBP	SLG	AB	H	2B	3B	HR	BB	K
Cavan Biggio	.000	.000	.000	1	0	0	0	0	0	0
Socrates Brito	.000	.000	.000	1	0	0	0	0	0	1
Brandon Drury	.000	.000	.000	1	0	0	0	0	0	0
Randal Grichuk	.000	.000	.000	1	0	0	0	0	0	0
Vladimir Guerrero Jr.	.000	.000	.000	1	0	0	0	0	0	0
Alen Hanson	.000	.000	.000	2	0	0	0	0	0	2
Justin Smoak	.222	.417	.667	9	2	1	0	1	3	2
Rowdy Tellez	.000	.000	.000	1	0	0	0	0	0	1

VS. MIKE FOLTYNEWICZ

Career	BA	OBP	SLG	AB	H	2B	3B	HR	BB	K
Bo Bichette	.333	.333	.333	3	1	0	0	0	0	1
Cavan Biggio	.333	.333	.667	3	1	1	0	0	0	0
Brandon Drury	.273	.273	.273	11	3	0	0	0	0	4
Zack Godley	.000	.000	.000	2	0	0	0	0	0	0
Randal Grichuk	.400	.400	.700	10	4	1	1	0	0	3
Vladimir Guerrero Jr.	.333	.333	.333	3	1	0	0	0	0	1
Lourdes Gurriel Jr.	.667	.667	.667	3	2	0	0	0	0	0
Alen Hanson	.286	.375	.429	7	2	1	0	0	1	0
Teoscar Hernandez	.200	.200	.400	5	1	1	0	0	0	2
Danny Jansen	.000	.000	.000	2	0	0	0	0	0	1
Luke Maile	.400	.400	.400	5	2	0	0	0	0	1
Justin Smoak	.429	.556	1.286	7	3	0	0	2	2	1
Rowdy Tellez	.000	.333	.000	2	0	0	0	0	1	0
Devon Travis	.500	.600	1.250	4	2	0	0	1	0	0

VS. MAX FRIED

Career	BA	OBP	SLG	AB	H	2B	3B	HR	BB	K
Randal Grichuk	.000	.000	.000	1	0	0	0	0	0	0
Alen Hanson	.000	.000	.000	1	0	0	0	0	0	0

VS. SHANE GREENE

Career	BA	OBP	SLG	AB	H	2B	3B	HR	BB	K
Bo Bichette	.000	.000	.000	1	0	0	0	0	0	0
Cavan Biggio	.000	.000	.000	1	0	0	0	0	0	1
Brandon Drury	.500	.500	.500	2	1	0	0	0	0	1
Randal Grichuk	.000	.000	.000	4	0	0	0	0	0	1
Vladimir Guerrero Jr.	-	1.000	-	0	0	0	0	0	1	0
Lourdes Gurriel Jr.	.500	.500	2.000	2	1	0	0	1	0	0
Alen Hanson	.000	.500	.000	1	0	0	0	0	1	0
Teoscar Hernandez	.250	.250	.250	4	1	0	0	0	0	2
Danny Jansen	.000	.000	.000	2	0	0	0	0	0	0
Billy McKinney	.000	.000	.000	1	0	0	0	0	0	0
Justin Smoak	.000	.286	.000	5	0	0	0	0	1	3
Rowdy Tellez	1.000	1.000	1.000	1	1	0	0	0	0	0
Devon Travis	.000	.000	.000	1	0	0	0	0	0	1

VS. LUKE JACKSON

Career	BA	OBP	SLG	AB	H	2B	3B	HR	BB	K
Bo Bichette	.000	.000	.000	1	0	0	0	0	0	1
Cavan Biggio	-	1.000	-	0	0	0	0	0	0	0
Brandon Drury	.000	.000	.000	3	0	0	0	0	0	0
Randal Grichuk	.000	.000	.000	2	0	0	0	0	0	1
Vladimir Guerrero Jr.	1.000	1.000	1.000	1	1	0	0	0	0	0
Teoscar Hernandez	.000	.000	.000	1	0	0	0	0	0	1
Danny Jansen	1.000	1.000	1.000	1	1	0	0	0	0	0
Rowdy Tellez	.000	.000	.000	1	0	0	0	0	0	0
Devon Travis	.000	.000	.000	1	0	0	0	0	0	0

VS. DALLAS KEUCHEL

Career	BA	OBP	SLG	AB	H	2B	3B	HR	BB	K
Socrates Brito	.000	.000	.000	2	0	0	0	0	0	0
Jonathan Davis	.500	.667	.500	2	1	0	0	0	1	0
Brandon Drury	.200	.200	.200	5	1	0	0	0	0	1
Randal Grichuk	.375	.375	.750	8	3	3	0	0	0	1
Lourdes Gurriel Jr.	.000	.000	.000	1	0	0	0	0	0	0
Teoscar Hernandez	.000	.200	.000	4	0	0	0	0	1	1
Luke Maile	.333	.400	.333	3	1	0	0	0	1	0
Justin Smoak	.167	.231	.333	12	2	2	0	0	1	2
Devon Travis	.143	.143	.143	7	1	0	0	0	0	0
Richard Urena	.500	.500	.500	2	1	0	0	0	0	1

VS. CHRIS MARTIN

Career	BA	OBP	SLG	AB	H	2B	3B	HR	BB	K
Brandon Drury	1.000	1.000	1.000	1	1	0	0	0	0	0
Randal Grichuk	.000	.000	.000	1	0	0	0	0	0	1
Vladimir Guerrero Jr.	1.000	1.000	1.000	1	1	0	0	0	0	0
Alen Hanson	.000	.000	.000	1	0	0	0	0	0	1
Teoscar Hernandez	.000	.000	.000	2	0	0	0	0	0	2
Danny Jansen	.000	.000	.000	1	0	0	0	0	0	0
Billy McKinney	.000	.000	.000	1	0	0	0	0	0	1
Justin Smoak	.000	.000	.000	4	0	0	0	0	0	2
Rowdy Tellez	.500	.500	.500	2	1	0	0	0	0	1
Devon Travis	.000	.000	.000	2	0	0	0	0	0	0

VS. MARK MELANCON

Career	BA	OBP	SLG	AB	H	2B	3B	HR	BB	K
Brandon Drury	.286	.286	.286	7	2	0	0	0	0	4
Randal Grichuk	.667	.667	.667	6	4	0	0	0	0	0
Teoscar Hernandez	.000	.000	.000	2	0	0	0	0	0	2
Billy McKinney	.000	.000	.000	2	0	0	0	0	0	1
Rowdy Tellez	.000	.000	.000	1	0	0	0	0	0	0

VS. A.J. MINTER

Career	BA	OBP	SLG	AB	H	2B	3B	HR	BB	K
Randal Grichuk	1.000	1.000	1.000	1	1	0	0	0	0	0
Alen Hanson	.000	.000	.000	1	0	0	0	0	0	0
Justin Smoak	.000	.000	.000	1	0	0	0	0	0	0

VS. SEAN NEWCOMB

Career	BA	OBP	SLG	AB	H	2B	3B	HR	BB	K
Bo Bichette	.000	.000	.000	1	0	0	0	0	0	1
Cavan Biggio	-	1.000	-	0	0	0	0	0	1	0
Brandon Drury	.000	.500	.000	1	0	0	0	0	1	0
Derek Fisher	.000	.000	.000	1	0	0	0	0	0	1
Vladimir Guerrero Jr.	.000	.000	.000	1	0	0	0	0	0	0
Teoscar Hernandez	-	1.000	-	0	0	0	0	0	1	0
Reese McGuire	-	1.000	-	0	0	0	0	0	1	0
Justin Smoak	1.000	1.000	4.000	1	1	0	0	1	0	0

VS. MIKE SOROKA

Career	BA	OBP	SLG	AB	H	2B	3B	HR	BB	K
Bo Bichette	.400	.500	.400	5	2	0	0	0	1	0
Cavan Biggio	.500	.500	.667	6	3	1	0	0	0	1
Brandon Drury	.500	.500	.500	2	1	0	0	0	0	1
Derek Fisher	.000	.000	.000	2	0	0	0	0	0	0
Randal Grichuk	.286	.333	.857	7	2	1	0	1	1	2
Vladimir Guerrero Jr.	.667	.667	.667	3	2	0	0	0	0	0
Alen Hanson	.500	.500	.500	2	1	0	0	0	0	1
Teoscar Hernandez	.200	.200	.400	5	1	1	0	0	0	2
Danny Jansen	.000	.000	.000	2	0	0	0	0	0	0
Luke Maile	.500	.500	.500	2	1	0	0	0	0	0
Reese McGuire	1.000	1.000	1.000	2	2	0	0	0	0	0
Billy McKinney	.000	.250	.000	3	0	0	0	0	1	1
Justin Smoak	.375	.375	.500	8	3	1	0	0	0	0
Rowdy Tellez	.250	.250	1.000	4	1	0	0	1	0	0
Devon Travis	.000	.000	.000	2	0	0	0	0	0	0
Jacob Waguespack	.000	.000	.000	1	0	0	0	0	0	1

VS. ANTHONY SWARZAK

Career	BA	OBP	SLG	AB	H	2B	3B	HR	BB	K
Brandon Drury	1.000	1.000	1.000	2	2	0	0	0	0	0
Randal Grichuk	.000	.000	.000	1	0	0	0	0	0	1
Lourdes Gurriel Jr.	.000	.000	.000	1	0	0	0	0	0	0
Teoscar Hernandez	-	1.000	-	0	0	0	0	0	1	0
Justin Smoak	.500	.500	.750	4	2	1	0	0	0	1
Devon Travis	1.000	1.000	2.000	1	1	1	0	0	2	0

VS. JULIO TEHERAN

Career	BA	OBP	SLG	AB	H	2B	3B	HR	BB	K
Clay Buchholz	.500	.500	1.000	2	1	1	0	0	0	0
Brandon Drury	.333	.333	.667	6	2	2	0	0	0	1
Randal Grichuk	.250	.333	.375	8	2	1	0	0	1	2
Nick Kingham	.000	.000	.000	2	0	0	0	0	0	1
Luke Maile	.500	.500	2.000	2	1	0	0	1	0	0
Dalton Pompey	.000	.500	.000	1	0	0	0	0	0	0
Clayton Richard	.000	.000	.000	1	0	0	0	0	0	1
Justin Smoak	.500	.667	2.000	4	2	0	0	2	2	2
Brock Stewart	-	-	-	0	0	0	0	0	0	0
Devon Travis	.333	.333	.833	6	2	0	0	1	0	1

VS. JOSH TOMLIN

Career	BA	OBP	SLG	AB	H	2B	3B	HR	BB	K
Bo Bichette	.000	.000	.000	1	0	0	0	0	0	0
Brandon Drury	.333	.333	.333	3	1	0	0	0	0	0
Derek Fisher	.000	.000	.000	1	0	0	0	0	0	0
Alen Hanson	.000	.000	.000	2	0	0	0	0	0	0
Teoscar Hernandez	.500	.500	.500	2	1	0	0	0	0	1
Danny Jansen	.000	.000	.000	1	0	0	0	0	0	0
Billy McKinney	.000	.000	.000	1	0	0	0	0	0	1
Justin Smoak	.111	.100	.444	9	1	0	0	1	0	3
Devon Travis	.600	.600	.600	5	3	0	0	0	0	1