

BALTIMORE ORIOLES (50-58) vs. TORONTO BLUE JAYS (63-46)

RHP Dean Kremer (8-7, 4.23) vs. RHP José Berríos (7-4, 3.83)

Wednesday, July 30, 2025 • 12:35 p.m. ET • Oriole Park at Camden Yards • Baltimore, MD

TV: MASN • Radio: 98 Rock 97.9 FM/HD2 & WBAL NewsRadio 1090 AM/101.5 FM

Games No. 109

Home Games No. 54

O's AT A GLANCE	
Overall	50-58
Home	27-26
Road	23-32
Day	24-23
Night	26-35
Current Streak	W5
Last 5 Games	5-0
Last 10 Games	6-4
March	3-2
April	9-16
May	9-18
June	16-11
July	13-11
August	-
September	-
vs. LHSP	16-18
vs. RHSP	34-40
Series Opener	18-17
Series Opener at Home	11-7
Series Opener on Road	7-10
By Series	10-20-4
By Home Series	7-9-1
By Road Series	3-11-3
Rubber Games	6-12
Sweeps/Were Swept	4-4
Scored First	36-20
Opponent Scored First	14-38
1-run games	14-13
Comeback Wins	21-27
Last AB Wins	5-11
Walkoff Wins	0-1
Extra Innings	3-4
Led After 6	41-7
Led After 7	43-7
Led After 8	48-0
Tied After 6	5-6
Tied After 7	5-6
Tied After 8	2-5
Behind After 6	4-45
Behind After 7	2-45
Behind After 8	0-53
vs. AL Teams	37-41
vs. AL East	17-15
vs. AL Central	9-19
vs. AL West	11-7
vs. NL Teams	13-17
vs. NL East	7-8
vs. NL Central	3-6
vs. NL West	3-3
Hit 0 HR	9-27
Hit 1+ HR	41-31
Hit 2+ HR	23-12
Scored 3 or Fewer Runs	11-41
Scored 4 or More Runs	39-17
Allowed 3 or Fewer Runs	37-3
Allowed 4 or More Runs	13-55
More Hits than Opponent	34-11
Fewer Hits than Opponent	15-43
Committed No Errors	36-28
Committed 1 or More Errors	14-30
Starter Goes at least 5 inn	40-29
Starter Goes at least 6 inn	28-10
Starter Goes at least 7 inn	9-3

ORIOLESPRESSBOX.COM

The 2025 Baltimore Orioles Media Guide, as well as the latest game notes, rosters, press releases, and other team information, can be found at [oriolespressbox.com](#).

**BIRDLAND BITES:** The Orioles conclude a six-day, seven-game homestand today against the Rockies (2-1) and Blue Jays (3-0, 1 to play)...The Birds have won five straight games, one shy of their season-best six game winning streak from May 30-June 5...The O's have won a season-high five straight home games, their longest run since September 16-28, 2023 (also 5 G)...They haven't won six straight at Camden Yards since June 22-July 10, 2022 (8 G)...Entering play today, the O's sit 12.5 games behind the Blue Jays in the AL East and 7.0 games back of a Wild Card spot.

🦅 In Game 1 of yesterday's twin bill, Baltimore's 16 runs were tied for their second most against Toronto in franchise history (since 1954), trailing a 23-run performance on September 28, 2000 (23-1).

🦅 The Birds recorded an MLB-record-tying five sacrifice flies, becoming the first team to accomplish the feat since the Seattle Mariners on April 15, 2008 vs. Kansas City.

🦅 Baltimore registered nine extra-base hits in Game 1 (5 2B, 4 HR), tying their most against Toronto in franchise history (6x, last: 9/18/19).

🦅 The O's capped off the twin bill with a 3-2 win in Game 2, earning their first doubleheader sweep of the Blue Jays since September 29, 2004...Baltimore earned its second straight doubleheader sweep overall, having taken two from New York-NL on July 10...Prior to July 10, Baltimore had gone 29 straight doubleheaders without a sweep, which was the longest active run in the majors and the longest since the Atlanta Braves failed to sweep a doubleheader in 31 tries from 1972-74, per the *Elias Sports Bureau*.

🦅 In Game 2, Baltimore saw its streak of 12 straight home games with 2+ homers vs. Toronto come to an end...The O's became the first team in MLB history to go 12 straight home games with multiple home run against a single opponent...The only other club in MLB history to homer in 11 straight home games against a single opponent was the Marlins vs. Nationals (11 G, 8/22/06-9/12/07), per the *Elias Sports Bureau*

**SEEING BLUE:** With a win today, the O's can earn their first series sweep of the Blue Jays since May 19-21, 2023 at Rogers Centre...Baltimore can secure its second four-game series sweep of Toronto in franchise history, joining June 29-July 1, 1979.

🦅 Baltimore looks to earn its first four-game series sweep overall since June 7-10, 2024 at Tampa Bay and its first at Camden Yards since July 7-10, 2022 vs. Los Angeles-AL.

**CLICKING ON ALL CYLINDERS:** The Birds have tallied 259 hits over their last 28 games since June 27, second most in the majors behind the Blue Jays (287 H)...The O's 112 extra-base hits during that period are second most behind the Red Sox (116 XBH), including 42 homers, which are tied for fourth most.

🦅 **Ramón Laureano** has recorded a hit in each of his last four at-bats, the longest active streak in MLB entering play today...He has reached base safely in each of his last seven plate appearances (4 1B, 2 HBP, 1 BB), tied for the longest steak by an Oriole this season, per the *Elias Sports Bureau*, joining **Ryan O'Hearn** (also 7 PA, 5/24-26)...The last Oriole to reach in 8+ straight plate appearances was **Adley Rutschman** (10 PA, 6/20-22/24).

🦅 In 20 games since July 4, **Jordan Wesburg** is 28-for-83 (.337) with four doubles, four homers, 10 RBI, and 22 runs...His 22 runs during that period rank third in the AL behind ATH's Nick Kurtz (24 R) and CLE's José Ramírez (23 R), while his 28 hits are fourth behind TOR's Bo Bichette/Kurtz (both 34 H) and TOR's Vladimir Guerrero Jr. (29 H).

**CLIPPED WINGS:** **Adley Rutschman** has reached base safely in 24 of his last 25 games vs. Toronto since August 1, 2023, including hits in 22 of the contests, slashing .346/.393/.644 (36-for-104) with seven doubles, eight home runs, 22 RBI, and 22 runs during that stretch.

🦅 He is 15-for-28 (.536) with two doubles, four home runs, and six RBI in his career vs. José Berríos...The 15 hits are the third most by any player off Berríos, trailing José Abreu (19 H) and Whit Merrifield (18 H).

**HOMETOWN TURNAROUND:** Since May 30, Baltimore is 18-9 at home, outscoring its opponents 163-102 (+61)...The O's .667 winning percentage at Camden Yards is tied for the third highest by any MLB club at their home ballpark during that period behind the Blue Jays (.800, 20-5) and Red Sox (.720, 18-7)...In their first 26 games at Camden Yards, the O's went 9-17 and were outscored 167-111 (-56).

🦅 In their first 26 home games, Oriole starters compiled a 6.93 ERA (96 ER/124.2 IP) and permitted 36 homers, but have since tallied a 3.66 ERA (59 ER/145.0 IP) and allowed 19 long balls across 27 contests.

🦅 The Birds have hit 81 homers in 53 games at Camden Yards this season, third most by any team at their home ballpark behind the Dodgers (99 HR/56 G) and Yankees (92 HR/54 G).

**RUN AND GUNN:** **Gunnar Henderson** is batting .313/.393/.500 (55-for-176) with 14 doubles, two triples, five home runs, 31 runs scored, and 27 RBI in 50 games since June 1.

🦅 During the 50-game period, Henderson is batting .333 (29-for-87) off fastballs (4-seam, 2-seam, cutter).

🦅 Henderson currently leads Baltimore in doubles (25), triples (4), and hits (108)...He is looking to become the first Oriole to lead the team in all three categories in consecutive seasons since **Brooks Robinson** (1960-62), per *Stats Perform*.

**EXTRA-EXTRA!** **Alex Jackson** is the first Oriole in the expansion era whose first seven hits for the team have gone for extra bases (4 2B, 3 HR), per the *Elias Sports Bureau*...The last player in MLB to accomplish the feat was TOR's Rowdy Tellez (2018) and the last player with each of their first eight hits with a club to go for extra bases was ATL's Brandon Synder (8 XBH, 2016).

**FIREMEN:** Baltimore relievers own an MLB-best 19.9 percent inherited scored rate (30 IRS/151 IR), ahead of New York-AL (25.8%)...**Keegan Akin** (4.2%, 1 IRS/24 IR) owns the best inherited runners scored percentage in the majors.

🦅 Akin's mark would set the single season franchise record (since 1954), currently held by **Mark Thurmond** (10.5%, 1988)...Since 1974, only five relievers have finished a full season with an inherited scored rate below 5.0 percent during the year (excluding 2020, 1981, 1995, & 1994): SF's Josh Osich in 2016 (4.7%), HOU's Wilton Lopez in 2010 (3.0%), and AZ's Jorge De La Rosa in 2017 (3.0%).

🦅 As a club, the 19.9 percent mark would be the lowest in a full-season in franchise history, ahead of 2014 (24.8%).

**CRAZY 8'S:** The Orioles have won their last 120 games when leading at the end of the eighth inning, the second-longest streak in franchise history...Baltimore's longest run was from May 1997-September 1998 (135 straight), per *Stats Perform*.

🦅 The Birds are one of four teams in 2025 that have yet to win a game when trailing after eight innings, joining the Mets, Pirates, and White Sox...Baltimore's last such victory came on May 15, 2024 vs. Toronto (trailed 2-1, won 3-2).

O's vs. BLUE JAYS		
Current Streak		W3
2025 Record		6-3
at Oriole Park at Camden Yards		4-1
at Rogers Centre		2-2
All-Time (since 1977)		344-396
at Home		192-176
on Road		152-220
2025 Schedule		
Date	Score	Win/Loss/Save
3/27	W, 12-2	Eflin/Berrios
3/28	L, 8-2	Gausman/Morton
3/29	W, 9-5	Kremer/Lovelady
3/30	L, 3-1	Bassitt/Sugano/Hoffman
4/12	W, 5-4	Baker/Francis/Bautista
4/13	L, 7-6 (10)	Hoffman/Bowman
7/28	W, 11-4	Martin/Bassitt
7/29-G1	W, 16-4	Morton/Lucas
7/29-G2	W, 3-2	Kittredge/Hoffman/Martin
7/30		12:35 p.m. ET
9/12		7:07 p.m. ET
9/13		3:07 p.m. ET
9/14		1:37 p.m. ET
Indicates Home		

O's AT HOME	
Record	27-26
Team AVG/OBP/SLG	.263/.324/.465
Fielding Errors	23
Team ERA	4.88 (260 ER/480.0 IP)
Starters ERA	5.17 (155 ER/269.2 IP)
Bullpen ERA	4.49 (105 ER/210.1 IP)
Saves/Opps	13/18
Best Homestand	.667 (4-2), 2x, last: 6/10-15
Worst Homestand	.000, 5/13-18 (0-6)

BIRDS OF A FEATHER	
Highest Career OPS vs. Blue Jays, Orioles History (Since 1954)	
1. Harold Baines .....	1.071
2. Adley Rutschman.....	1.003
3. Ryan Mountcastle.....	.936
4. Trey Mancini .....	.903
5. Chris Davis.....	.900

GETTING HOME	
Most Consecutive Games with 1+ Run Scored, MLB (Active)	
1. George Springer (TOR) .....	9 G
2. Gunnar Henderson (BAL) .....	5 G
Bobby Witt Jr. (KC) .....	5 G
Nico Hoerner (CHC) .....	5 G

RISPY BUISNESS	
Highest Batting Average with Runners in Scoring Position Since June 1	
1. Gunnar Henderson (BAL) .....	.500
2. Xavier Edwards (MIA) .....	.472
3. Nick Kurtz (ATH) .....	.429
4. Nolan Schanuel (LAA) .....	.417
5. Elly De La Cruz (CIN) .....	.404

THIS DATE IN O'S HISTORY	
July 30, 2000 - Luis Matos ties Brady Anderson's club record, stealing four bases in one game in the Orioles' 10-7 win over the Indians at Camden Yards. Matos gets two hits and steals second base twice and third base twice. Brian Roberts will tie the record in 2004.	

UPCOMING SCHEDULE					
DATE	OPPONENT	TIME	ORIOLES STARTER	OPPONENT STARTER	TV
July 31	OFF DAY				
August 1	at Chicago-NL	2:20 p.m. ET	TBA	TBA	MASN2
August 2	at Chicago-NL	2:20 p.m. ET	TBA	TBA	MASN2, FS1
August 3	at Chicago-NL	2:20 p.m. ET	TBA	TBA	MASN2
MASN and MASN2 games can also be streamed locally via MASN+...All games broadcast on the Orioles Radio Network and 98 Rock 97.9 FM/HD2 & WBAL NewsRadio 1090 AM/101.5 FM					

#64 DEAN KREMER RHP



8-7, 4.23 ERA

HT: 6-2 WT: 210  
DOB: 1/7/96 Age: 29  
Bats: R Throws: R

PITCH TYPE (2025)	USAGE	AVG. VELOCITY
Fastball .....	25.9% .....	93.4 mph
Cutter .....	20.0% .....	87.0 mph
Splitter .....	19.8% .....	82.0 mph
Sinker .....	19.7% .....	92.9 mph
Curveball .....	14.5% .....	78.5 mph
Slider .....	0.2% .....	83.9 mph

**QUICK HITS:** Set to make his 22<sup>th</sup> appearance (21<sup>th</sup> GS) of the 2025 campaign...On June 12 vs. Detroit, he became the first Orioles pitcher to throw at least 7.0 innings in relief since Aaron Brooks on September 20, 2019 vs. Seattle and the first Orioles pitcher to throw 105+ pitches out of the bullpen since Jason Johnson on August 29, 2000 vs. Detroit (111 P)...Recorded his 500<sup>th</sup> strikeout on June 17 at Tampa Bay...Stockton, Calif. native was acquired by the Orioles from the Dodgers on July 18, 2018 along with INF Breyvic Valera, OF Yusniel Diaz, RHP Zach Pop, and INF Rylan Bannon in exchange for INF Manny Machado...Recently announced his intention to play for Team Israel in the 2026 World Baseball Classic, marking his third appearance on Israel's roster in the WBC (also 2023 & 2017).

**LAST TIME OUT:** Did not factor in the decision on July 25 vs. Colorado after allowing five runs on six hits (2 HR) with two walks and five strikeouts...The five earned runs were the most he's allowed in a home start this season and tied for the second most he's allowed in any start (highest: 6 ER, 4/9 at AZ)...Gave up a two-out home run to Mickey Moniak in the third inning, snapping a 20.0 scoreless inning streak at home dating to June 12 vs. Detroit...The two home runs allowed were tied for the most he's permitted in a home start this year (also 5/14 vs. MIN).

☯ Kremer has thrown 20.0 innings over his past three starts, which is tied for the most innings he's accumulated over a three-start span in his career (3x, last: 9/23-10/3/22).

☯ Has walked at least one batter in 15 straight starts, marking the second-longest such streak of his career, trailing a 20-game run from April 13-September 11, 2024.

☯ In 14 starts since the beginning of May, Kremer is 6-2 with a 3.12 ERA (29 ER/83.2 IP)...Was 2-4 with a 7.04 ERA (24 ER/30.2 IP) through his first six starts.

**RUNNIN' THROUGH THE SIX:** Is 4-4 with a 5.14 ERA (35 ER/61.1 IP), 1.52 WHIP, and 54 strikeouts against 27 walks in 12 career games (11 GS) against the Blue Jays...Last faced the club on March 29, spinning 5.1 innings and allowing five runs on five hits (1 HR) with two walks and six strikeouts in the victory...Has allowed 10 earned runs in his last two starts against Toronto (9.2 IP) after allowing the same number of earned runs in his prior six games (5 GS) against them (34.1 IP).

☯ Vladimir Guerrero Jr. is slashing .355/.394/.903 (11-for-31) in his career against Kremer...His five home runs, 11 RBI, and 28 total bases are the most Kremer has given up to any opposing hitter in his career...The 1.297 OPS allowed to Guerrero is the second highest for any opposing batter against Kremer (min. 20 PA), trailing NYY's Aaron Judge (1.535 OPS)

☯ Owns a 15-12 record with a 4.07 ERA (105 ER/232.1 IP) in 45 career games (44 GS) against AL East foes...This season, he is 4-0 with a 2.04 ERA (8 ER/35.1) in six starts against the division...Marks the second lowest ERA against the AL East this season (min. 6 GS), trailing BOS' Garrett Crochet (1.84 ERA).

**HOME COOKING:** Kremer has posted a 2.65 ERA (15 ER/51.0 IP) in eight games (7 GS) at Camden Yards this season...In the seven home starts, he has a 2.25 ERA (11 ER/44.0 IP), which ranks seventh in the AL (min. 7 GS)

☯ Kremer pitched 20.0 scoreless innings at home from June 12-July 11, marking the longest scoreless inning streak at home by an Oriole since Grayson Rodriguez from August 22-September 27, 2023 (also 20.0 IP)...The streak was tied with MIL's Freddy Peralta for the third longest in the majors this season, trailing NYY's Clarke Schmidt (22.1 IP) and SF's Randy Rodriguez (20.2 IP), per *Elías*.

**DAYTIME DEANO:** Over his past five starts in day games, Kremer is 3-0 with a 2.22 ERA (7 ER/28.1 IP) after posting a 1-3 record with a 6.99 ERA (22 ER/28.1 IP) in his first five day starts to begin the year.

☯ Since May 25, Kremer's ERA in day games ranks sixth in the AL and 10<sup>th</sup> in MLB (min. 5 GS)...From March 27-May 24, Kremer's ERA in day games was the highest in the AL (min. 5 GS) and second highest in the majors, trailing SF's Jordan Hicks (7.67 ERA).

**BEST VS. THE BEST:** This season, Kremer is 4-2 with a 3.54 ERA (21 ER/53.1 IP) in 9 games (8 GS) against teams above .500 compared to going 4-5 with a 4.76 ERA (36 ER/68.0 IP) in 12 starts against teams below .500.

☯ In his career, Kremer is 21-22 with a 4.02 ERA (165 ER/369.2 IP) in 68 games (66 GS) against teams above .500 versus a 17-15 record with a 4.65 ERA (130/251.2 IP) in 48 starts against teams below .500.

**SPLIT DECISION:** Over his past three starts, Kremer has limited opponents to a .059 (1-for-17) clip with seven strikeouts and a 47.2 percent whiff rate on his splitter...Has produced 17 whiffs on the pitch in that span, tied for the second most in MLB, trailing TOR's Kevin Gausman (28).

☯ Kremer's batting average against his splitter during that span leads the league, and his whiff rate ranks second (min. 50 P), trailing TOR's Kevin Gausman (57.1%).

2025 & CAREER SPLITS

2025						CAREER					
	W-L	ERA	G/S	IP	ER		W-L	ERA	G/S	IP	ER
Home	5-2	2.65	8/7	51.0	15		20-16	4.03	58/56	319.0	143
Road	3-5	5.37	13/13	70.1	42		18-21	4.52	58/58	302.1	152
Day	4-3	4.61	10/10	56.2	29		11-13	4.44	40/40	213.0	105
Night	4-4	3.90	11/10	64.2	28		27-24	4.19	76/74	408.1	190

	AVG	AB	H	HR	BB	K		AVG	AB	H	HR	BB	K
vs. Left	.265	260	69	10	14	52		.254	1100	279	47	116	261
vs. Right	.243	210	51	6	18	47		.250	1291	323	42	93	274
TOTALS	.255	470	120	16	32	99		.252	2391	602	89	209	535

RUN SUPPORT (as starter in '25)

0 Runs .....	3
1 Run .....	1
2 Runs .....	4
3 Runs .....	4
4 Runs .....	4
5 Runs .....	3
6 Runs .....	--
7 Runs .....	--
8 Runs .....	1
9 Runs .....	--
10+ Runs.....	--
Total .....	60
RSA/9 .....	4.72

RUNS ALLOWED BY INNING IN 2025

1 <sup>st</sup> .....	9
2 <sup>nd</sup> .....	7
3 <sup>rd</sup> .....	10
4 <sup>th</sup> .....	15
5 <sup>th</sup> .....	13
6 <sup>th</sup> .....	4
7 <sup>th</sup> .....	1
8 <sup>th</sup> .....	0
9 <sup>th</sup> .....	--
Total .....	59

MISCELLANEOUS 2025 STATS

WHIP .....	1.25
K/9 .....	7.34
BB/9 .....	2.37
QS .....	6
#P/IP .....	15.9
Opponents	
AVG: .....	.255
OBP: .....	.303
SLG: .....	.421
OPS: .....	.724

2025 HIGHS

Innings: 7.0, 6x, last: 7/19 vs. TB  
Hits: 11, 4/22 at WSH  
Runs: 6, 2x, last: 4/22 at WSH  
Earned Runs: 6, 4/9 at AZ  
Strikeouts: 8, 2x, last: 6/12 vs. DET  
Walks: 4, 4/27 at DET  
Home Runs: 3, 4/9 at AZ  
Winning Streak: 2, 5/25-31  
Losing Streak: 2, 3x, last: 6/6-12  
Shortest Start: 4.1 IP, 2x, last: 7/5 at ATL  
Pitches Thrown: 105, 6/12 vs. DET  
Low-Hit CG: --

CAREER HIGHS

Innings: 9.0, 9/23/22 vs. HOU  
Hits: 11, 2x, last: 4/22 at WSH  
Runs: 8, 4/13/24 vs. MIL  
Earned Runs: 7, 2x, last: 6/30/23 vs. MIN  
Strikeouts: 10, 3x, last: 5/12/24 vs. AZ  
Walks: 5, 3x, last: 8/8/24 at TOR  
Home Runs: 3, 3x, last: 4/9/25 at AZ  
Winning Streak: 3, 5x, last: 8/14-9/6/24  
Losing Streak: 9, 9/23/20-6/5/22  
Shortest Start: 0.1 IP, 6/24/21 at TOR  
Pitches Thrown: 106, 9/23/22 vs. HOU  
Low-Hit CG: 4, 9/23/22 vs. HOU

KREMER vs. TOR

PLAYER	AVG	AB	H	HR	RBI
Barger	.000	2	0	0	0
Bichette	.280	25	7	0	1
Clement	.000	4	0	0	0
Guerrero Jr.	.355	31	11	5	11
Heineman	—	—	—	—	—
Jiménez	.000	1	0	0	0
Loperfido	.000	2	0	0	0
Lukes	.500	2	1	0	0
Sánchez	—	—	—	—	—
Schneider	.000	2	0	0	0
Springer	.292	24	7	0	0
Straw	.400	5	2	0	1
Wagner	.000	2	0	0	0

BERRÍOS vs. BAL

PLAYER	AVG	AB	H	HR	RBI
Carlson	.667	3	2	1	2
Cowser	.000	4	0	0	0
Henderson	.261	23	6	0	3
Holliday	.000	4	0	0	0
Jackson	—	—	—	—	—
Laureano	.250	20	5	1	2
Mayo	—	—	—	—	—
Mullins	.290	31	9	2	7
O'Hearn	.324	37	12	2	4
O'Neill	.417	12	5	2	4
Rutschman	.536	28	15	4	6
Urías	.214	14	3	0	1
Westburg	.083	12	1	0	0

KREMER'S 2025 GAMES

DATE	OPP	SCORE	WHEN LEFT	DEC	IP	H	R	ER	BB	K	HR	PIT	STR
3/29	at TOR	9-5	8-5	W	5.1	5	5	5	2	6	1	81	56
4/4	at KC	2-8	2-3	L	4.1	8	3	2	0	1	0	88	63
4/9	at AZ	0-9	0-5	L	4.2	8	6	6	1	4	3	85	58
4/16	vs. CLE	9-1	4-1	W	5.1	4	1	1	1	2	1	96	61
4/22	at WSH	0-7	0-6	L	5.1	11	6	5	0	4	2	101	67
4/27	at DET	0-7	0-4	L	5.2	4	5	5	4	3	0	97	59
5/2	vs. KC	3-0	3-0	W	7.0	3	0	0	1	2	0	82	56
5/8	at MIN	2-5	2-2	ND	7.0	3	2	2	2	8	1	86	57
5/14 (G1)	vs. MIN	3-6	3-4	L	5.2	7	4	4	2	4	2	95	66
5/19	at MIL	4-5	1-4	ND	5.1	9	4	4	2	6	0	97	63
5/25	at BOS	5-1	3-0	W	5.1	7	0	0	1	4	0	95	62
5/31	vs. CWS	4-2	4-1	W	6.0	6	1	1	2	7	0	102	64
6/6	at ATH	4-5	4-5	L	5.1	8	5	5	1	2	0	82	51
6/12	vs. DET	1-4	1-4	L	7.0	5	4	4	2	8	2	105	69
6/17	at TB	5-1	3-1	W	5.0	4	1	1	2	4	0	81	51
6/22	at NYY	2-4	2-1	ND	5.2	5	1	1	1	7	0	85	57
6/29	vs. TB	5-1	5-0	W	7.0	3	0	0	1	6	0	93	68
7/5	at ATL	9-6 (10)	5-5	ND	4.1	8	5	5	1	3	2	87	53
7/11	vs. MIA	5-2	5-0	W	7.0	3	0	0	1	7	0	99	64
7/19	at TB	4-3	2-1	ND	7.0	3	1	1	3	6	0	98	63
7/25	vs. COL	5-6	4-5	ND	6.0	6	5	5	2	5	2	92	68
TOTALS				8-7	121.1	120	59	57	32	99	16	1927	1276 (66.2%)

\*Italics indicate relief appearance

FRIDAY'S STARTER: TBA

Friday's starter has yet to be announced.

BIRDS IN THE BULLPEN



PITCHER	LAST OUTING	DEC.	IP	H	R	ER	BB	K	RETIRED/1 <sup>ST</sup> BF	IR/SCORED	SV/OPP	INNINGS-HIGH	STRIKEOUTS-HIGH
Akin	7/29 (G2) vs. TOR	ND	1.0	1	0	0	1	0	26/37	24/1	0/3	2.0 (2x, last: 5/14 vs. MIN)	3 (2x, last: 4/30 vs. NYY)
Cano	7/29 (G1) vs. TOR	ND	1.0	1	0	0	0	0	28/43	10/3	1/3	1.1 (4/13 vs. TOR)	3 (2x, last: 6/21 at NYY)
Kittredge	7/29 (G2) vs. TOR	W	1.0	1	0	0	1	1	25/30	6/2	--	2.0 (6/21 at NYY)	3 (7/25 vs. COL)
Martin	7/29 (G2) vs. TOR	SV	1.0	0	0	0	1	2	5/7	7/0	1/1	1.2 (7/28 vs. TOR)	4 (7/28 vs. TOR)
Rodríguez	7/25 at LHV (w/NOR)	ND	1.2	0	0	0	1	1	-/-	-/-	--	--	--
Roth	7/26 at LHV (w/NOR)	ND	0.2	2	1	1	2	0	-/-	-/-	--	--	--
Strowd	7/28 vs. TOR	ND	1.0	0	0	0	1	0	3/5	-/-	--	2.0 (6/27 vs. TB)	2 (7/26 vs. COL)
Wolfram	7/28 vs. TOR	ND	1.0	1	0	0	0	0	4/8	2/2	--	2.0 (2x, last: 7/21 at CLE)	4 (7/10 [G1] vs. NYM)
2025 TOTALS	4.57 ERA	16-21	402.0	384	223	204	184	427	265/373	151/30	25/38	7.0 (Kremer, 6/12 vs. DET)	8 (Kremer, 6/12 vs. DET)

45 • KEEGAN AKIN • LHP

WHIP: 1.44K/9: 8.77BB/9: 4.38

vs. ALL: .252 (37-for-147)vs. LHB: .313 (20-for-64)vs. RHB: .205 (17-for-83)

Tossed 1.0 scoreless inning on 7/29 (G2) vs. TOR, allowing one hit and one walk... Was his first appearance since being reinstated from the 15-day Injured List on 7/28 (left shoulder inflammation)...Made three rehab appearances between Triple-A Norfolk (2 G) and the FCL Orioles (1 G)

Charged with his third blown save of the season on 6/30 at TEX after surrendering a game-tying, three-run homer to Adolis García in the 10<sup>th</sup> inning...Earned the win after the O's scored four runs in the 11<sup>th</sup>

Has allowed 10 hits over his past five outings (5.1 IP) after only allowing six hits in his prior 10 games from 5/31-6/22 (8.1 IP)

Opponents are 2-for-37 with 10 strikeouts against his changeup and 11-for-40 (.275) with 12 strikeouts against his slider, compared to 24-for-70 (.343) with 16 punchouts off his fastball, his most-utilized offering (52.3%)

His 4.2 percent inherited runner scored rate (1 IRS, 24 IR) leads MLB

Owns a 1.50 ERA (3 ER/18.0 IP) in 18 away games (2 GS) this year compared to a 4.71 ERA (11 ER/21.0 IP) in 22 home games (1 GS)

Made his third start of the season (28<sup>th</sup> career) on 6/12 vs. DET, allowing one hit and one walk with two strikeouts in 1.0 scoreless inning...Has not allowed a run as a starting pitcher this season (3.2 IP)

Has a 35.8 percent ground ball rate, the lowest of his career (min. 10 G), and a 64.2 percent air rate, the highest mark of his career

78 • YENNIER CANO • RHP

WHIP: 1.38K/9: 9.08BB/9: 3.35

vs. ALL: .270 (38-for-141)vs. LHB: .300 (18-for-60)vs. RHB: .247 (20-for-81)

Made his team-leading 43<sup>rd</sup> appearance of the season on 7/29 (G1) vs. TOR, allowing one hit in 1.0 scoreless inning...Has not recorded a strikeout in three of his last four outings after punching out at least one batter in six straight from 7/5-20

Has walked 3.50 batters per 9.0 innings since 2024 after posting a 1.61 mark in 2023

Opponents are batting .306 (15-for-49) against him with no outs and 6-for-19 (.316) with runners in scoring position and two outs

Has limited opponents to a .212 (14-for-66) clip with a homer and 14 strikeouts against his sinker, while opponents are hitting .424 (14-for-33) with five extra-base hits (3 2B, 2 HR) off his changeup

Is holding opposing hitters to a .182 average (8-for-44) and .387 OPS when ahead in the count compared to a .429 average (15-for-35) and 1.249 OPS when behind

One through three-hole batters have gone 19-for-60 (.317) while eight and nine-hole hitters are 10-for-33 (.303)...Batters in the four through seven holes are 9-for-48 (.188) off him

On 7/5 at ATL, secured his first save since 8/3/24 at CLE

Recalled from Triple-A Norfolk on 7/2...Marked his first stint in the minors since 4/13/23...Allowed one run in two games (2.0 IP)

39 • ANDREW KITTREDGE • RHP

WHIP: 1.12K/9: 9.20BB/9: 2.37

vs. ALL: .228 (26-for-114)vs. LHB: .276 (16-for-58)vs. RHB: .179 (10-for-56)

Earned his second win of the season on 7/29 (G2) vs. TOR, allowing one hit and one walk while striking out one in 1.0 scoreless inning...Both of his victories this season have come in the second leg of a doubleheader (also 5/24 at BOS)

Tossed six consecutive perfect outings from 6/30-7/10 (G2)

Has limited right-handed hitters to a .156 (5-for-32) clip in 15 outings since 6/23, though three of his last six hits allowed to righties since 6/21 have been homers

Holding the opposition to a .208 (16-for-77) average with zero and one outs, compared to .270 (10-for-37) with two outs

Opponents are 12-for-73 (.164) with four extra-base hits off his slider, his most utilized offering (52.5%)...All four home runs allowed this season have come on a fastball variation (3 on 4SFB, 1 on sinker)...His HR allowed on 7/25 vs. COL was the first he's allowed on a sinker since 7/14/24 vs. CHC (w/STL)...

Nine of his 13 runs surrendered this season came in an eight-game stretch from 6/14-28...On 6/18 at TB, allowed four runs for the third time in his career (6 R, 5/13/18 at BAL & 4 R, 9/27/18 vs. NYY)...30.8 percent of the runs he has allowed this season (4-of-13) came in the outing

Reinstated from the 15-day Injured List on 5/21...Opened the season on the IL after undergoing left knee debridement on 4/7

48 • CORBIN MARTIN • RHP

WHIP: 0.95K/9: 12.27BB/9: 4.91

vs. ALL: .125 (3-for-24)vs. LHB: .188 (3-for-16)vs. RHB: .000 (0-for-8)

Earned his first career save on 7/29 (G2) vs. TOR, allowing one walk and hitting one batter with two strikeouts...Is the sixth Oriole to record a save this season

On 7/21 at CLE, became the first major league player with the following pitching line (1.0 IP, 1 H, 1 R, 1 BB, 1 K, 1 HBP, 1 BK) since earned runs became an official statistic in 1913, per [MLB.com](#)...Stranded two inherited runners

Signed to a one-year major league contract on 7/18...Was designated for assignment by the O's on 7/13 and elected free agency on 7/17...Signed by the Orioles to a minor league deal with an invite to Spring Training on 2/6

Made his Orioles debut on 7/2 at TEX, allowing one hit and striking out two batters in 1.1 innings...Stranded two inherited runners

Prior to this season, last pitched in the majors on 7/30/22 at ATL with AZ, making the start and suffering the loss after allowing four runs on six hits (3 HR) and one walk with six strikeouts across 4.0 innings pitched

Is 2-2 with one save and a 5.29 ERA (19 ER/32.1 IP) across 29 Triple-A games (1 GS) this year and did not allow a run in his last eight outings (7.0 IP) since 6/8 (G2)

83 • ELVIN RODRÍGUEZ • RHP

WHIP: 1.61K/9: 8.20BB/9: 3.38

vs. ALL: .303 (23-for-76)vs. LHB: .296 (8-for-27)vs. RHB: .306 (15-for-49)

Was recalled yesterday from Double-A Chesapeake after Game 1 of the doubleheader...Marks his first stint on the O's active roster...Was claimed off waivers from Milwaukee on July 16

Has made two appearances with Triple-A Norfolk, allowing one run on two hits (1 HR) with one walk and one strikeout in 2.2 innings...Both outings came against Lehigh Valley

Last appeared in the majors on 5/7 vs. HOU, allowing six runs on five hits (1 HR) with a career-high-tying four walks (also 7/14/22 at CLE) and two strikeouts in 3.1 innings...Struck out a career-high seven batters on 4/14 vs. DET

Owns a 2-0 record with a 4.18 ERA (15 ER/32.1 IP), 1.24 WHIP, and 26 strikeouts against seven walks in 18 Triple-A games split between Nashville (16 G, 2 GS) and Norfolk (2 G)

Made his major league debut on 4/10/22 vs. CWS (w/DET), allowing four runs on three hits (1 HR) with two walks and two strikeouts in 2.2 innings

95 • HOUSTON ROTH • RHP

WHIP: ---K/9: ---BB/9: ---

vs. ALL: ---vs. LHB: ---vs. RHB: ---

Had his contract selected yesterday from Double-A Chesapeake following Game 1 of the doubleheader...His first appearance will be his MLB debut

Last pitched for Triple-A Norfolk on 7/26 at Lehigh Valley, allowing one run on two hits with two walks in 0.2 inning

This season, is 4-0 with a 2.21 ERA (9 ER/36.2 IP), 1.25 WHIP, and 40 strikeouts against 19 walks in 24 minor league games split between Norfolk (16 G) and Chesapeake (8 G)

53 • KADE STROWD • RHP

WHIP: 1.26K/9: 7.11BB/9: 4.26

vs. ALL: .227 (5-for-22)vs. LHB: .286 (4-for-14)vs. RHB: .125 (1-for-8)

Tossed 1.0 scoreless inning on one walk and one hit batter on 7/28 vs. TOR...Has not allowed a run in consecutive outings for the first time in his career

Recalled prior to the game on 7/24 for his fourth stint on the active roster this season (4/28, 5/18-19, 6/27-28)

Pitched on consecutive days for the first time in his career from 6/27-28

Made his major league debut on 5/18 vs. WSH, allowing one run on two hits with one strikeout in 1.0 inning

Was 3-2 with four saves and a 4.15 ERA (16 ER/34.2 IP) with Triple-A Norfolk this season...In 12 games with the Tides since 6/3, posted a 0.64 ERA (1 ER/14.0 IP)

86 • GRANT WOLFRAM • LHP

WHIP: 2.17K/9: 10.24BB/9: 6.52

vs. ALL: .333 (13-for-39)vs. LHB: .400 (6-for-15)vs. RHB: .286 (8-for-28)

Worked 1.0 scoreless inning with one hit on 7/28 vs. TOR

Has not allowed a run in back-to-back outings after surrendering four runs in consecutive appearances from 7/18-21...Eight of his 10 career runs allowed came in those games

Surrendered a grand slam to Yandy Díaz on 7/18 at TB, becoming the third Oriole and first primary pitcher to allow a grand slam this season

Recalled from Triple-A Norfolk prior to the game on 7/13, marking his fourth stint on the active roster this season (7/10, 6/17, 4/26-27)

Earned his first major league win after firing 2.0 scoreless innings with one hit and a career-high four strikeouts on 7/10 (G1) vs. NYM

Made his MLB debut on 4/26 (G2) at DET, pitching 0.1 inning on one hit with one walk...Allowed an inherited runner to score

Is 1-4 with a 3.62 ERA (11 ER/27.1 IP) on eight walks and 29 strikeouts in 24 outings with Norfolk this season...Has 12 straight minor league appearances (14.0 IP) without surrendering an earned run since 5/29 (G2)

Was acquired by the Orioles on 4/7 from the Brewers in exchange for minor league OF Daz Cameron and cash considerations

ORIOLES PUBLIC RELATIONS DEPARTMENT333 W. CAMDEN ST., BALTIMORE, MD 21201410-547-6150📧ORIOLESPR@ORIOLES.COM✂@ORIOLESPR

**15 • DYLAN CARLSON • OF (S) .228 • 4 HR • 15 RBI**  
**Current Streak:** 0-for-last-5 (since 7/27) **2025 High:** 6 G (5/28-6/4)  
**Yesterday:** 2 G, 0-3, HBP, K, SB, CS **Homestand:** 4 G, 2-8, R, 3 RBI, HBP, K, SB, CS

On Sunday vs. COL, got the Orioles on the board with a two-run single in the second inning...Recorded an RBI in consecutive games from 7/26-27 after not tallying an RBI in his previous 14 games from 6/13-7/24

Is 7-for-19 (.368) with one double and one home run in seven career games vs. TOR

Recalled from Triple-A Norfolk on 7/22...Marks his fifth stint with the O's this season (last: 7/1-3)

Slashing .267/.308/.426 (27-for-101) with four doubles, four home runs, and 13 RBI in 34 games since 5/24 (G2)...Opened the year 1-for-22 (.045) in 13 games

Has a career-low 33.3 percent ground ball rate and a career-high 66.7 percent air rate

Seven of his eight extra-base hits (4 2B, 3 HR) have come off fastballs

**17 • COLTON COWSER • OF (L) .224 • 9 HR • 20 RBI**  
**Current Streak:** 0-1 (since 7/29 [G2]) **2025 High:** 4 G (4x, last: 6/29-7/2)  
**Yesterday:** 2 G, 2-5, 2B, R, RBI, BB, 3 K **Homestand:** 5 G, 4-15, 2B, HR, 6 R, 2 RBI, 4 BB, 6 K, SB

Snapped a 16-game homerless streak with a 391-foot, solo shot in the seventh inning on Monday vs. TOR...Scored multiple runs in consecutive games from 7/26-28 (2 G) for the third time in his career (last: 2 G, 9/2-3/24)

Is 6-for-35 in 11 games since 7/19

Is 10-for-30 (.333) with RISP since 6/18 after opening the year 0-for-8

Has three homers on 0-2 pitches...Joins SD's Manny Machado (5 HR) and DET's Javier Báez and NYM's Francisco Lindor (both 3 HR) as the only major leaguers with at least three homers in 0-2 counts this season

On 7/18 at TB, matched a career high with three hits (6x, last: 6/27 vs. TB)...Reached base safely 4+ times for the third time in his career (last: 5 TOB, 6/27 vs. TB)

On 7/12 vs. MIA, recorded his first career multi-steal game (2 SB)...Five of his six stolen bases this year have come since 7/12

On 6/27 vs. TB, set career highs in runs (4), doubles (3), and times on base (5)

On 6/7 at ATH, hit the furthest homer of his career (455 ft.)

Since the start of 2024, has the three hardest-hit home runs by the Orioles

**2 • GUNNAR HENDERSON • INF (L) .283 • 12 HR • 42 RBI**  
**Current Streak:** 2 G (4-8; since 7/29 [G1]) **2025 High:** 14 G (6/5-20)  
**Yesterday:** 2 G, 4-8, 2B, HR, 4 R, 4 RBI, BB, K **Homestand:** 6 G, 8-20, 3 2B, HR, 9 R, 6 RBI, 4 BB, 2 K, SB

Launched his 12<sup>th</sup> homer of the year in game one yesterday vs. TOR, snapping a 15-game homerless drought...The homerless streak was the third longest of his career...Marked his second career game of 3+ hits, 3+ runs, and 4+ RBI, joining 7/6/23 at NYY (4 H, 3 R, 5 RBI)

Scored multiple runs in at least two consecutive games for the fifth time in his career, and for the first time this year, from 7/26-27 (last: 2 G, 8/3-4/24)

Slashing .345/.387/.621 (10-for-29) with RISP and two outs...The slugging and average are both eighth in the AL (min. 25 AB)

Had 90+ hits, 30+ walks, and 10+ SB before the All-Star break for the second straight year...The only other Orioles to do so in consecutive seasons are Brian Roberts (3, 2007-09) and Brady Anderson (2, 1996-97)

Is 18-for-55 (.327) with 10 RBI off lefties since 6/7...Opened the year 10-for-72 (.139)

On 7/26 vs. COL, tallied his sixth game of at least three hits this year...Tied a career high with two doubles (6x, last: 7/12/25 vs. MIA)...Became the first Oriole with two doubles in an inning since Brian Roberts on 7/19/08 vs. DET (3<sup>rd</sup>), and the first Oriole with two extra-base hits in a frame since Chris Davis on 6/28/16 at SD (6<sup>th</sup>; 2B, HR)

On 7/10 (G1) vs. NYM, hit his first career pinch-hit homer...Was the first go-ahead pinch-hit home run in the eighth inning or later by an Oriole since Hyun Soo Kim on 9/28/16 at TOR

On 6/30 at TEX, drove in all four of his runs in extra innings, becoming the first Oriole in team history with four RBI in extra innings without hitting a grand slam

**7 • JACKSON HOLLIDAY • INF (L) .259 • 14 HR • 43 RBI**  
**Current Streak:** 1 G (1-4; since 7/29 [G2]) **2025 High:** 10 G (5/14 [G2]-5/24 [G1])  
**Yesterday:** 2 G, 1-4, RBI, K, SB **Homestand:** 5 G, 6-20, 2B, R, 2 RBI, 4 K, SB

Recorded his team-leading 10<sup>th</sup> three-hit game of the year on Friday...No other Oriole has more than eight such games...Six have come since June, tied for the fourth most in MLB

Has four home runs in 19 games since 7/6...His 14 home runs are one shy of both Laureano and Mullins (15 each) for the team lead...The only Oriole under 22 years old to finish the season leading the club in homers is Eddie Murray in 1977 (27 HR)

Blasted his second career leadoff homer on 7/20 at TB (also 5/31 vs. CWS)...10 of his 14 homers this year have come while being slotted first in the lineup

His 90 hits were the third most by an Oriole aged 21 or younger prior to the All-Star break, trailing Manny Machado (128 H, 2013) and Eddie Murray (97 H, 1977)

Has an .807 OPS in 47 games at OPACY compared to a .643 OPS in 53 road games

On 7/6 at ATL, had a career-high-tying four hits (also 8/16/24 vs. BOS)...Also had a career-high-tying two extra-base hits (6x, last: 6/23 vs. TEX)

**70 • ALEX JACKSON • C (R) .233 • 3 HR • 4 RBI**  
**Current Streak:** 0-7 (since 7/27) **2025 High:** 3 G (7/24-26)  
**Yesterday:** 1 G, 0-4, HBP, 3 K **Homestand:** 4 G, 3-11, 2B, 2 HR, 3 R, 2 RBI, HBP, 5 K

All seven of his hits this year have gone for extra bases (4 2B, 3 HR)...Is the first Oriole in the expansion era whose first seven hits went for extra bases

On 7/26 vs. COL, Hit his first career pinch-hit home run...The homer tied his career high (2024 & 2021) despite playing in his then 12<sup>th</sup> game of the season

On 7/25 vs. COL, tied a career high with two extra-base hits (2B, HR) for the second time this season (also 7/10 [G2] vs. NYM)

On 7/10 (G2) vs. NYM, had a career-high-tying two doubles (also 7/12/24 vs. CLE)

On 7/8 vs. NYM, became the sixth different player to appear at catcher this season for the O's, tying the franchise record (1986, 1962, 1960)

On 7/6, was acquired from NYY in exchange for international bonus pool space and a player to be named later or cash considerations

**12 • RAMÓN LAUREANO • OF (R) .291 • 15 HR • 46 RBI**  
**Current Streak:** 5 G (9-16; since 7/26) **2025 High:** 6 G (6/23-30)  
**Yesterday:** 2 G, 5-7, 5 R, BB, 2 HBP, K **Homestand:** 6 G, 9-20, 2B, HR, 7 R, 3 RBI, 2 BB, 3 HBP, 3 K, CS

Tied a career high with four runs scored in game one yesterday vs. TOR (also 6/27 vs. TB)...Tallied his 18<sup>th</sup> multi-hit effort of the year in game two, surpassing his total from 2024 (17 G) and matching 2023...Has recorded 2+ hits in more than 20 games one time in his career (36 G, 2019)...Reached safely four times (2 H, HBP, BB) for the fourth time this season, one shy of his career high (2019)

Rocketed a two-run shot to left field in the fifth inning on Monday vs. TOR, his fourth home run over the last week since 7/21...The 15 homers are his second most in a single season behind his 24 home runs in 2019 with the Athletics

Slashing .330/.395/.560 (60-for-182) with 22 extra-base hits (12 2B, 10 HR), 35 runs scored, and 38 RBI in 50 games since 5/16

Is 19-for-51 (.373) with RISP since 5/16...Opened the year 1-for-25 (.040) with RISP

Has a .979 OPS in night games and a .745 OPS during the day

Has a .997 OPS at home compared to .765 on the road

His .936 OPS against right-handers is the second highest by a right-handed hitter in the AL (min. 160 PA) behind NYY's Aaron Judge (1.127)

His seven outfield assists are tied for fifth in MLB...Since 2018, his 56 outfield assists are third in MLB behind Teoscar Hernandez (69) and Hunter Renfroe (65)

**16 • COBY MAYO • INF (R) .225 • 3 HR • 14 RBI**  
**Current Streak:** 0-for-last-6 (since 7/29 [G1]) **2025 High:** 4 G (2x, last: 7/25-28)  
**Yesterday:** 2 G, 0-6, BB, 2 K **Homestand:** 6 G, 6-17, 2 2B, 2 HR, 3 R, 4 RBI, 2 BB, 2 K

Recorded his first career three-hit effort on Monday vs. TOR...Hit safely in a career-high-tying four straight games (also 6/27-30) and scored a run in a career-high four straight games from 7/25-28

Owens a 1.250 OPS with two doubles, two home runs, and five walks over his last eight games since 7/22

Drew a career-high three walks on Tuesday at CLE...Has drawn six walks in his last 12 games since 7/6 after walking three times in 19 games from 6/8-7/18

On 6/27 vs. TB, hit his first major league home run in the eighth inning and set a career high with four RBI...Had driven in four total runs in his career entering 6/27

**31 • CEDRIC MULLINS • OF (L) .226 • 15 HR • 49 RBI**  
**Current Streak:** 2 G (4-6; since 7/28) **2025 High:** 6 G (4/18-24)  
**Yesterday:** 1 G, 2-3, 2 2B, R, 2 RBI **Homestand:** 5 G, 7-16, 3 2B, 2 HR, 4 R, 7 RBI, 2 BB, K

Has tallied two consecutive multi-RBI games for the second time this season (5/18-19)...Recorded his second multi-double effort of the season in game one yesterday vs. TOR (also 6/11 vs. DET) after not having any such games in 2024

Blasted his 15<sup>th</sup> homer of the year in the second inning on Monday vs. TOR, his second in five games after going homerless in his previous 14 games...Reached base 3+ times for the 10<sup>th</sup> time this season, and second time in July, after not doing so in 45 games from 4/29-7/4

Slashing .306/.321/.531 (15-for-49) with five doubles and two homers in 16 games since 7/10...Hit .129/.225/.258 (8-for-62) with two doubles and two homers in 19 games from 6/16-7/9

Owens an .842 OPS vs. LHP, the fourth-highest mark by a left-handed hitter in the AL (min. 80 PA)...Has three homers off lefties this year after having one last season

His 4.24 pitches/PA are third in the AL (HOU's Paredes: 4.41 & LAA's Trout: 4.39)

His 139 career stolen bases are seventh in O's history (since 1954)

On 7/26 vs. COL, became the third Oriole to reach 100 career homers and 100 stolen bases, joining Brady Anderson (209 HR, 307 SB) and Paul Blair (126 HR, 167 SB)

**32 • RYAN O'HEARN • INF/OF (L) .283 • 12 HR • 41 RBI**  
**Current Streak:** 3 G (5-14; since 7/26) **2025 High:** 10 G (5/21-31)  
**Yesterday:** 1 G, 1-4, 3B, R, RBI, K **Homestand:** 4 G, 5-15, 2B, 3B, 4 R, 4 RBI, 4 K

Drove in two runs on Saturday vs. COL, becoming the first Oriole to record multiple RBI on his birthday since Matt Wieters on 5/21/16 (3 RBI)

Is 4-for-6 with two walks as a pinch-hitter this year...Since 2019, ranks among qualified MLB PHs in AVG (1<sup>st</sup>, .298), OPS (2<sup>nd</sup>, .892), SLG (2<sup>nd</sup>, .500), OBP (2<sup>nd</sup>, .392), and hits (4<sup>th</sup>, 31)

Made the start at DH in his first career All-Star Game on 7/15 and went 0-for-2...Became the second O's designated hitter in franchise history to be voted an All-Star starter, joining Nelson Cruz (2014)

His five OAA lead the Orioles...Has recorded six OAA at first base, tied for third among first basemen behind ATL's Matt Olson (8) and CLE's Carlos Santana (7)

Is 21-for-44 (.477) with six doubles and four homers on the first pitch of an at-bat

Is 3-for-26 (.115) vs. left-handed pitchers since 6/1...Began the year 10-for-29 (.345)

**9 • TYLER O'NEILL • OF (R) .218 • 7 HR • 21 RBI**  
**Current Streak:** 0-for-last-5 (since 7/29 [G1]) **2025 High:** 5 G (7/24-29 [G1])  
**Yesterday:** 2 G, 2-7, HR, R, 4 RBI, BB, 2 K **Homestand:** 5 G, 7-16, 2B, 4 HR, 5 R, 9 RBI, 4 BB, 3 K

Homered in a career-high four consecutive games from 7/25-29 (G1)...Five of his homers this year have been hit since 7/5

His homer on 7/27 vs. COL had an exit velocity of 113.6 mph, marking the hardest hit home run of his career and second-hardest homer by an Oriole this season behind Colton Cowser on 6/30 at TEX (113.7 mph)...

Tied a career high with three runs scored on Saturday vs. COL (13x, last: 3/27/25 at TOR)

Notched three straight multi-hit games from 7/24-26 after going 25 games without one from 4/6-7/21...Marks the first time with three consecutive 2+ hit games since 7/2-4/24...Had three such games in the first eight games of the year through 4/5

Slashing .355/.417/.839 (11-for-31) with three doubles, four home runs, and 10 RBI in nine games since 7/19...Hit .136/.240/.273 (3-for-22) with one homer in his first six games off the IL from 7/4-12

14 of his 28 hits this season have gone for extra bases (6 2B, 1 3B, 7 HR)...Nine of them have come off fastballs (4 2B, 1 3B, 4 HR)

**35 • ADLEY RUTSCHMAN • C (S) .235 • 8 HR • 23 RBI**  
**Current Streak:** 2 G (4-9; since 7/28) **2025 High:** 8 G (4/3-13)  
**Yesterday:** 1 G, 1-4, 2B, RBI **Homestand:** 2 G, 4-9, 3 2B, 2 R, 3 RBI, K

Tallied his third game-winning RBI of the season, and second in as many games, after lining an RBI double in the eighth inning of game two yesterday vs. TOR...All three game-winning RBI have come against TOR

On Monday vs. TOR, tallied his first multi-double game since 8/10/24 at TB and the ninth such effort of his career...Of the nine such games, Monday's two-double effort was just his second at home...Marked his fifth three-hit game of the season (last: 6/5 at SEA), two of which have come against TOR (3/27 at TOR)

Recorded his seventh career game with 2+ runs, 2+ RBI, and 2+ extra-base hits on Monday vs. TOR (last: 3/27 at TOR)...Of the seven such games, four have come against the Blue Jays...Slashing .327/.401/.602 (64-for-196) with 15 doubles and 13 homers across 49 career games vs. TOR

Reinstated from the 10-day IL (left oblique strain) prior to yesterday's game...Placed on the IL on 6/21, retroactive to 6/20, marking his first career IL stint

Played in four rehab games with Triple-A Norfolk, going 2-for-15 with one double, one run scored, and three walks

**29 • RAMÓN URÍAS • INF (R) .248 • 8 HR • 34 RBI**  
**Current Streak:** 2 G (4-8; since 7/29 [G1]) **2025 High:** 11 G (5/17-28)  
**Yesterday:** 2 G, 4-8, 2 HR, 2 R, 4 RBI, K **Homestand:** 4 G, 4-15, 2 HR, 2 R, 4 RBI, BB, 4 K

Belted two home runs in game one yesterday vs. TOR, his second career multi-homer effort (7/15/22 at TB)...Snapped a 19-game homerless streak since 6/27

Matched a season high with two walks on Wednesday at CLE (also 6/4 at SEA)...Has three walks in the last six games after having two total walks in his previous 29

His career .378 (14-for-37) average as a pinch-hitter is tied for the fourth highest among all active MLB players (min. 30 AB) behind MIN's Ryan Jeffers (.419), TOR's Ernie Clement (.382), and NYY's Amed Rosario (.379)

From 5/17-28, hit safely in a career-best 11 straight games

**11 • JORDAN WESTBURG • INF (R) .269 • 11 HR • 24 RBI**  
**Current Streak:** 2 G (7-11; since 7/28) **2025 High:** 7 G (6/27-7/11)  
**Yesterday:** 1 G, 4-6, 2 2B, 4 R, RBI **Homestand:** 5 G, 9-24, 2 2B, HR, 7 R, 2 RBI, HBP, 2 K

Recorded his eighth game with 3+ hits this season after collecting a career-high-tying four hits in game one yesterday vs. TOR...Five of his seven 3+ hit efforts and seven of his 14 multi-hit games have come in July...His seven hits over his last two games are the most in any two-game span in his career

Set a career high with four runs scored in game one yesterday vs. TOR

Slashing .354/.380/.500 (17-for-48) with four doubles and a home run while hitting safely in nine of 11 games since 7/19

In 33 games since returning from the IL on 6/10, is batting .307/.353/.528 (39-for-127) with seven doubles, seven home runs, 30 runs scored, and 18 RBI

Has a .954 OPS during the day and a .675 OPS in night games



ADDITIONAL HITTER INFO																		
			MULTI-HIT GAMES					MULTI-RBI GAMES					LAST HR		MULTI-HR GAMES			
	vs. LHP	vs. RHP	2	3	4	5	TOTAL	2	3	4	5	6+	TOTAL	(DATE/PITCHER)	2025	CAREER	LAST (HRS)	
Dylan Carlson	.216	.233	4	2	-	-	6	2	1	-	-	-	3	6/12/25 vs. DET (Kahnle)	-	3	6/20/23 at WSH (2)	
Colton Cowser	.178	.240	4	2	-	-	6	2	2	-	-	-	4	7/28/25 vs. TOR (Bruhl)	-	2	9/20/24 vs. DET (2)	
Gunnar Henderson	.220	.315	25	6	1	-	32	8	-	2	-	-	10	7/29/25 (G1) vs. TOR (Green)	-	2	6/21/24 at HOU (2)	
Jackson Holliday	.231	.270	15	9	1	-	25	5	1	2	-	-	8	7/23/25 at CLE (Cecconi)	1	1	5/4/25 vs. KC (2)	
Alex Jackson	.300	.200	2	-	-	-	2	-	-	-	-	-	-	7/26/25 vs. COL (Farmer)	-	-		
Ramón Laureano	.261	.307	13	4	2	-	19	6	4	1	-	-	11	7/28/25 vs. TOR (Little)	1	5	4/19/25 vs. CIN (2)	
Coby Mayo	.268	.197	3	1	-	-	4	2	-	1	-	-	3	7/28/25 vs. TOR (Bassitt)	-	-		
Cedric Mullins	.289	.203	17	1	-	-	18	7	3	2	1	-	13	7/28/25 vs. TOR (Bassitt)	1	6	3/27/25 at TOR (2)	
Ryan O'Hearn	.236	.294	17	4	1	-	22	6	3	-	-	-	9	7/20/25 at TB (Pepiot)	-	2	8/25/19 at CLE (2)	
Tyler O'Neill	.175	.237	5	1	1	-	7	2	2	1	-	-	5	7/29/25 (G1) vs. TOR (Estrada)	-	12	9/9/24 vs. BAL (2)	
Adley Rutschman	.280	.216	8	5	-	-	13	2	2	-	-	-	4	6/16/25 at TB (Pepiot)	1	3	3/27/25 at TOR (2)	
Ramón Urías	.278	.237	13	4	-	-	17	4	1	-	-	-	5	7/29 (G1) vs. TOR (Green)	1	2	7/29/25 (G1) vs. TOR (2)	
Jordan Westburg	.250	.278	6	6	2	-	14	4	2	-	-	-	6	7/25/25 vs. COL (Freeland)	1	1	3/29/25 at TOR (2)	

O's HITTERS																CAREER vs. TORONTO BLUE JAYS													
2025 vs. TORONTO BLUE JAYS																													
PLAYER	G	AB	R	H	2B	3B	HR	RBI	BB	IBB	SO	AVG	OBP	SLG		G	AB	R	H	2B	3B	HR	RBI	BB	IBB	SO	AVG	OBP	SLG
Dylan Carlson	2	3	0	0	0	0	0	0	0	0	1	.000	.250	.000		7	19	2	7	1	0	1	3	1	0	5	.368	.455	.579
Colton Cowser	7	24	5	5	1	0	2	3	3	0	9	.208	.321	.500		22	73	16	18	3	0	5	12	8	1	22	.247	.333	.493
Gunnar Henderson	5	21	7	7	1	1	1	4	2	0	5	.333	.391	.619		40	148	28	36	6	2	5	20	17	1	39	.243	.321	.412
Jackson Holliday	9	31	3	5	0	0	1	2	1	0	12	.161	.182	.258		13	46	7	8	0	0	4	10	1	0	16	.174	.188	.435
Alex Jackson	1	4	0	0	0	0	0	0	0	0	3	.000	.200	.000		6	16	3	2	1	0	0	3	1	0	9	.125	.263	.188
Ramón Laureano	7	13	6	7	0	0	1	3	1	0	3	.538	.625	.769		28	78	24	27	5	0	7	16	12	0	22	.346	.458	.679
Coby Mayo	3	10	1	3	0	0	1	2	1	0	2	.300	.364	.600		5	14	1	3	0	0	1	2	1	0	5	.214	.267	.429
Cedric Mullins	8	27	6	10	4	0	3	12	5	0	6	.370	.457	.852		80	273	42	66	14	3	16	44	29	1	50	.242	.323	.491
Ryan O'Hearn	8	31	6	10	3	1	0	2	3	0	4	.323	.382	.484		44	135	20	36	4	2	5	20	11	0	31	.267	.322	.437
Tyler O'Neill	7	24	5	7	0	0	3	9	3	0	5	.292	.367	.667		25	85	15	17	2	0	9	18	10	1	22	.200	.286	.541
Adley Rutschman	8	34	8	11	5	0	3	8	2	0	4	.324	.361	.735		49	196	38	64	15	0	13	37	24	2	30	.327	.401	.602
Ramón Urías	6	20	2	9	1	0	2	7	2	0	2	.450	.478	.800		45	143	16	38	5	0	6	21	15	0	39	.266	.338	.427
Jordan Westburg	7	33	10	13	2	0	3	4	1	0	7	.394	.412	.727		22	90	19	27	6	0	5	10	4	0	22	.300	.337	.533

O's PITCHERS																CAREER vs. TORONTO BLUE JAYS													
2025 vs. TORONTO BLUE JAYS																													
PLAYER	W	L	SV	G	GS	INN	H	R	ER	HR	BB	K	ERA	AVG		W	L	SV	G	GS	INN	H	R	ER	HR	BB	K	ERA	AVG
Keegan Akin	0	0	0	5	0	3.2	4	1	1	0	4	2	2.45	.308		1	3	0	20	6	38.2	35	22	20	7	16	40	4.66	.240
Yennier Cano	0	0	0	4	0	4.1	5	0	0	0	0	2	0.00	.333		0	1	0	19	0	19.2	21	6	6	2	10	16	2.75	.276
Zach Eflin	1	0	0	2	2	10.1	10	6	6	3	2	5	5.23	.250		4	3	0	11	10	56.0	70	38	35	12	11	44	5.63	.299
Andrew Kittredge	1	0	0	1	0	1.0	1	0	0	0	1	1	0.00	.333		4	1	3	21	3	28.1	27	11	10	2	8	33	3.18	.255
Dean Kremer	1	0	0	1	1	5.1	5	5	5	1	2	6	8.44	.250		4	4	0	12	11	61.1	66	37	35	12	27	54	5.14	.275
Corbin Martin	1	0	1	2	0	2.2	1	0	0	0	1	6	0.00	.125		1	0	1	2	0	2.2	1	0	0	0	1	6	0.00	.125
Charlie Morton	1	1	0	2	2	9.1	15	7	7	1	4	5	6.75	.366		3	3	0	11	11	61.0	65	30	30	5	20	65	4.43	.275
Elvin Rodríguez																0	1	0	1	1	4.1	8	8	8	3	2	2	16.62	.381
Trevor Rogers																0	1	0	2	2	10.0	12	6	5	0	4	8	4.50	.300
Houston Roth																													
Kade Strowd	0	0	0	1	0	1.0	0	0	0	0	1	0	0.00	.000		0	0	0	1	0	1.0	0	0	0	0	1	0	0.00	.000
Tomoyuki Sugano	0	1	0	2	2	8.2	12	5	5	1	4	1	5.19	.343		0	1	0	2	2	8.2	12	5	5	1	4	1	5.19	.343
Grant Wolffram	0	0	0	1	0	1.0	1	0	0	0	0	0	0.00	.250		0	0	0	1	0	1.0	1	0	0	0	0	0	0.00	.250

RECENT TRANSACTIONS	
7/29	Appointed <b>RHP Brandon Young</b> from High-A Aberdeen as the 27 <sup>th</sup> man for the doubleheader... Recalled <b>RHP Yaramil Hiraldo</b> from Triple-A Norfolk...Placed <b>RHP Colin Selby</b> (left hamstring strain) on the 15-day Injured List...Acquired minor league <b>RHP Juaron Watts-Brown</b> from the Toronto Blue Jays in exchange for <b>RHP Seranthony Domínguez</b> and cash considerations (between DH games)...Recalled <b>RHP Elvin Rodríguez</b> from Double-A Chesapeake (between DH games)... Selected the contract of <b>RHP Houston Roth</b> from Double-A Chesapeake (between DH games)... Returned <b>RHP Brandon Young</b> to Double-A Chesapeake (postgame G2).
7/28	Reinstated <b>LHP Keegan Akin</b> (left shoulder inflammation) from the 15-day Injured List...Reinstated <b>C Aduley Rutschman</b> (left oblique strain) from the 10-day Injured List...Optioned <b>RHP Yaramil Hiraldo</b> <sup>3</sup> to Triple-A Norfolk...Designated <b>C Jacob Stallings</b> for assignment.
7/26	Recalled <b>RHP Yaramil Hiraldo</b> from Triple-A Norfolk.
7/25	Selected the contract of <b>INF Jeremiah Jackson</b> from Triple-A Norfolk...Acquired minor league <b>RHP Wellington Aracena</b> and minor league <b>RHP Cameron Foster</b> from the New York Mets in exchange for <b>LHP Gregory Soto</b> ...Optioned <b>INF Jeremiah Jackson</b> <sup>1</sup> to Triple-A Norfolk (postgame)...Returned <b>C Chadwick Tromp</b> (lower back strain) from his rehab assignment, reinstated from the 10-day Injured List, and elected free agency in lieu of accepting an outright assignment to Triple-A Norfolk.
7/24	Recalled <b>RHP Kade Strowd</b> from Triple-A Norfolk...Placed <b>RHP Félix Bautista</b> (right shoulder discomfort) on the 15-day Injured List, retroactive to 7/21.
7/23	Reinstated <b>RHP Zach Eflin</b> (low back discomfort) from the 15-day Injured List...Optioned <b>RHP Brandon Young</b> <sup>4</sup> to Triple-A Norfolk...Transferred <b>C Maverick Handley</b> (right wrist sprain) to the 10-day Injured List...Transferred the rehab assignment of <b>LHP Keegan Akin</b> (left shoulder inflammation) to Triple-A Norfolk.
7/22	Recalled <b>OF Dylan Carlson</b> from Triple-A Norfolk...Optioned <b>INF Luis Vázquez</b> <sup>1</sup> to Triple-A Norfolk... <b>C Aduley Rutschman</b> (left oblique strain) began a rehab assignment with Triple-A Norfolk... Transferred the rehab assignment of <b>C Chadwick Tromp</b> (low back strain) to High-A Aberdeen.
7/21	<b>LHP Keegan Akin</b> (left shoulder inflammation) began a rehab assignment with the FCL Orioles.
7/19	Transferred the rehab assignment of <b>LHP Cade Povich</b> (left hip inflammation) to Triple-A Norfolk.
7/18	Signed <b>RHP Corbin Martin</b> to a one-year major league contract... <b>C Chadwick Tromp</b> (low back strain) began a rehab assignment with Single-A Delmarva...Transferred the rehab assignment of <b>RHP Zach Eflin</b> (low back discomfort) to the FCL Orioles.
7/17	<b>RHP Corbin Martin</b> elected free agency in lieu of accepting an outright assignment to Triple-A Norfolk.
7/16	Claimed <b>RHP Elvin Rodríguez</b> <sup>2</sup> off waivers from the Milwaukee Brewers and optioned him to Triple-A Norfolk.
7/13	Recalled <b>C David Bañuelos</b> from Triple-A Norfolk...Recalled <b>LHP Grant Wolffram</b> from Triple-A Norfolk...Designated <b>RHP Corbin Martin</b> for assignment...Placed <b>RHP Scott Blewett</b> (right elbow discomfort) on the 15-day Injured List... <b>RHP Zach Eflin</b> (low back discomfort) began a rehab assignment with Double-A Chesapeake... <b>LHP Cade Povich</b> (left hip inflammation) began a rehab assignment with High-A Aberdeen... <b>C David Bañuelos</b> cleared outright waivers and accepted an assignment to Triple-A Norfolk (postgame).

EUTAW STREET HOME RUNS			
DATE	PLAYER (Team)	OPP. (Pitcher)	DISTANCE
6/28	Jonathan Aranda (TB)	BAL (Eflin)	467 ft.
4/29	Trent Grisham (NYY)	BAL (Gibson)	399 ft.
4/19	Jake Fraley (CIN)	BAL (Young)	421 ft.
2025 totals - 3 (0 by Orioles, 3 by opponents)			
*Total since 1992 - 134 (64 by Orioles, 70 by opponents)			

O's CHALLENGES				
TEAM	TOTAL	WON	LOST	SUCCESS RATE
Orioles	33	14	19	42%
Opponents	23	14	9	61%
Last by O's: 7/19 at TB (T8)				
Last by Opp.: 7/29 (G1) vs. TOR (T8)				
Batter/Runner: Westburg		Force Play (1B)		Out/Overturned
Batter/Runner: Barger		Foul Ball (RF)		Foul/Stands

RECORD BY POSITION									
PLAYER	C	1B	2B	3B	SS	LF	CF	RF	DH
Dylan Carlson	-	-	-	-	-	12-10	4-1	3-4	-
Colton Cowser	-	-	-	-	-	17-17	6-5	-	0-1
Maverick Handley	7-7	-	-	-	-	-	-	-	-
Gunnar Henderson	-	-	-	-	43-48	-	-	-	2-4
Jackson Holliday	-	-	39-48	-	4-2	-	-	-	2-2
Alex Jackson	5-3	-	-	-	-	-	-	-	-
Heston Kjerstad	-	-	-	-	-	10-15	-	10-10	1-0
Ramón Laureano	-	-	-	-	-	9-14	0-1	21-18	3-4
Jorge Mateo	-	-	1-4	-	0-8	1-0	4-2	-	-
Coby Mayo	-	15-8	-	0-2	-	-	-	-	3-2
Ryan Mountcastle	-	15-28	-	-	-	-	-	-	1-3
Cedric Mullins	-	-	-	-	-	-	36-49	-	1-1
Ryan O'Hearn	-	19-19	-	-	-	0-2	-	5-9	14-17
Tyler O'Neill	-	-	-	-	-	1-0	-	11-17	5-3
Emmanuel Rivera	-	1-3	-	7-7	-	-	-	-	1-0
Adley Rutschman	24-27	-	-	-	-	-	-	-	6-8
Jacob Stallings	4-7	-	-	-	-	-	-	-	-
Gary Sánchez	8-11	-	-	-	-	-	-	-	3-4
Chadwick Tromp	2-3	-	-	-	-	-	-	-	-
Ramón Urías	-	-	1-0	32-34	-	-	-	-	1-1
Luis Vázquez	-	-	-	-	3-0	-	-	-	-
Jordan Westburg	-	-	9-6	11-15	-	-	-	-	7-8

2025 BY THE NUMBERS			
	HOME	AWAY	TOTAL
Overall	27-26	23-32	50-58
MONTH	HOME	AWAY	TOTAL
March (5)	1-0	2-2	3-2
April (25)	6-7	3-9	9-16
May (27)	4-10	5-8	9-18
June (27)	8-5	8-6	16-11
July (25)	8-4	5-7	13-11
August (28)	-	-	-
September (25)	-	-	-
TOTAL (162)	27-26	23-32	50-58
DAY OF WEEK	HOME	AWAY	TOTAL
Monday (14)	5-0	2-3	7-3
Tuesday (23)	2-6	2-6	4-12
Wednesday (25)	3-5	2-6	5-11
Thursday (18)	3-3	5-1	8-4
Friday (26)	3-3	3-5	8-8
Saturday (28)	5-4	5-6	10-10
Sunday (27)	4-5	4-5	8-10
TOTAL (162)	27-26	23-32	50-58
VS. AL EAST	HOME	AWAY	TOTAL
Boston Red Sox (13)	1-2	2-2	3-4
New York Yankees (13)	2-1	1-2	3-3
Tampa Bay Rays (13)	2-1	3-4	5-5
Toronto Blue Jays (13)	4-1	2-2	6-3
TOTAL (52)	9-5	8-10	17-15
VS. AL CENTRAL	HOME	AWAY	TOTAL
Chicago White Sox (7)	3-0	-	3-0
Cleveland Guardians (7)	2-1	1-3	3-4
Detroit Tigers (6)	1-2	0-3	1-5
Kansas City Royals (6)	1-2	1-2	2-4
Minnesota Twins (6)	0-3	0-3	0-6
TOTAL (32)	7-8	2-11	9-19
VS. AL WEST	HOME	AWAY	TOTAL
Houston Astros (7)	-	-	-
Los Angeles Angels (6)	3-0	2-1	5-1
Oakland Athletics (6)	-	1-2	1-2
Seattle Mariners (6)	-	3-0	3-0
Texas Rangers (7)	1-2	1-2	2-4
TOTAL (32)	4-2	7-5	11-7
VS. NL EAST	HOME	AWAY	TOTAL
Atlanta Braves (3)	-	3-0	3-0
Miami Marlins (3)	1-2	-	1-2
New York Mets (3)	2-1	-	2-1
Philadelphia Phillies (3)	-	-	-
Washington Nationals (4)	0-3	1-2	1-5
TOTAL (16)	3-6	4-2	7-8
VS. NL CENTRAL	HOME	AWAY	TOTAL
Chicago Cubs (3)	-	-	-
Cincinnati Reds (3)	1-2	-	1-2
Milwaukee Brewers (3)	-	1-2	1-2
Pittsburgh Pirates (3)	-	-	-
St. Louis Cardinals (3)	1-2	-	1-2
TOTAL (15)	2-4	1-2	3-6
VS. NL WEST	HOME	AWAY	TOTAL
Arizona Diamondbacks (3)	-	1-2	1-2
Colorado Rockies (3)	2-1	-	2-1
Los Angeles Dodgers (3)	-	-	-
San Diego Padres (3)	-	-	-
San Francisco Giants (3)	-	-	-
TOTAL (15)	2-1	1-2	3-3

BALTIMORE ORIOLES - WALK-OFF AND MISC. HOME RUNS

Baltimore Orioles Walk-off Wins							
Date	Score	Batter/Runner	Action	RBI	Pitcher	INN	OUTS
-	-	-	-	-	-	-	-
Opponent Walk-off Wins							
Date	Score	Batter/Runner	Action	RBI	Pitcher	INN	OUTS
5/24 (G1)	BAL 5 @ BOS 6	Rafael Devers	1B	1	Gregory Soto	10	1
Baltimore Orioles Back-to-Back Home Runs							
Date	Score	Batters	Pitcher	INN	OUTS		
7/29 (G1)	TOR 4 @ BAL 16	Tyler O'Neill/Ramón Urías	Lazaro Estrada	6	1		
7/28	TOR 4 @ BAL 11	Cedric Mullins/Coby Mayo	Chris Bassitt	2	2		
6/24	TEX 6 @ BAL 5 (10)	Gary Sánchez/Ramón Urias/Ryan O'Hearn	Chris Martin	7	0		
6/14	LAA 5 @ BAL 6	Cedric Mullins/Gary Sánchez	Tyler Anderson	6	0		
6/5	BAL 4 @ SEA 3	Adley Rutschman/Gunnar Henderson	Bryan Woo	6	0		
5/14 (G2)	MIN 8 @ BAL 6	Cedric Mullins/Heston Kjerstad	Simeon Woods Richardson	3	2		
4/19	CIN 5 @ BAL 9	Ramón Laureano/Jordan Westburg	Carson Spiers	7	2		
4/19	CIN 5 @ BAL 9	Cedric Mullins/Gunnar Henderson	Hunter Greene	1	0		
3/27	BAL 12 @ TOR 2	Adley Rutschman/Jordan Westburg	Yariel Rodríguez	8	1		
Opponent Back-to-Back Home Runs							
Date	Score	Batters	Pitcher	INN	OUTS		
5/18	WSH 10 @ BAL 4	Dylan Crews/CJ Abrams	Zach Eflin	2	1		
5/15	MIN 4 @ BAL 0	DaShawn Keirseyy Jr./Byron Buxton	Tomoyuki Sugano	3	1		
5/4	KC 11 @ BAL 6	Bobby Witt Jr./Vinnie Pasquantino	Yennier Cano	7	1		
4/29	NY 15 @ BAL 3	Trent Grisham/Aaron Judge/Ben Rice	Kyle Gibson	1	0		
4/17	CLE 2 @ BAL 6	Daniel Schneemann/Austin Hedges	Tomoyuki Sugano	3	0		
4/9	BAL 0 @ AZ 9	Pavin Smith/Josh Naylor	Dean Kremer	5	1		
Baltimore Orioles Grand Slams							
Date	Score	Batter	Pitcher	INN	OUTS		
6/15	LAA 2 @ BAL 11	Gary Sánchez	Connor Brogdon	7	2		
5/14	MIN 8 @ BAL 6	Cedric Mullins	Simeon Woods Richardson	3	2		
4/16	CLE 1 @ BAL 9	Jackson Holliday	Gavin Williams	2	1		
Opponent Grand Slams							
Date	Score	Batter	Pitcher	INN	OUTS		
7/18	BAL 1 @ TB 11	Yandy Diaz	Grant Wolfram	6	1		
5/23	BAL 5 @ BOS 19	Rafael Devers	Emmanuel Rivera	8	2		
4/20	CIN 24 @ BAL 2	Noelvi Marte	Jorge Mateo	8	2		
Baltimore Orioles Inside-the-Park Home Runs							
Date	Score	Batter	RBI	Pitcher	INN	OUTS	
-	-	-	-	-	-	-	-
Opponent Inside-the-Park Home Runs							
Date	Score	Batter	RBI	Pitcher	INN	OUTS	
-	-	-	-	-	-	-	-
Baltimore Orioles Pinch-Hit Home Runs							
Date	Score	Batter	RBI	Pitcher	INN	OUTS	
7/26	COL 0 @ BAL 18	Alex Jackson	1	Kyle Farmer	8	0	
7/10 (G1)	NYM 1 @ BAL 3	Gunnar Henderson	2	Ryne Stanek	8	0	
5/10	BAL 2 @ LAA 5	Ramón Laureano	1	Brock Burke	9	0	
Opponent Pinch-Hit Home Runs							
Date	Score	Batter	RBI	Pitcher	INN	OUTS	
6/18	BAL 8 @ TB 12	Brandon Lowe	2	Yennier Cano	5	2	
5/11	BAL 7 @ LAA 3	Matthew Lugo	1	Félix Bautista	9	2	
5/7	BAL 2 @ MIN 5	Harrison Bader	2	Keegan Akin	7	1	
Baltimore Orioles Leadoff Home Runs							
Date	Score	Batter	Pitcher				
7/20	BAL 5 @ TB 3	Jackson Holliday	Dyan Pepiot				
5/31	CWS 2 @ BAL 4	Jackson Holliday	Ryan Martin				
4/19	CIN 5 @ BAL 9	Cedric Mullins	Hunter Greene				
4/3	BOS 8 @ BAL 4	Cedric Mullins	Tanner Houck				
3/29	BAL 9 @ TOR 5	Colton Cowser	Max Scherzer				
Opponent Leadoff Home Runs							
Date	Score	Batter	Pitcher				
6/16	BAL 1 @ TB 7	Josh Lowe	Zach Eflin				
5/24 (G1)	BAL 5 @ BOS 6	Jarren Duran	Zach Eflin				
5/18	WSH 10 @ BAL 4	CJ Abrams	Zach Eflin				
4/29	NY 15 @ BAL 3	Trent Grisham	Kyle Gibson				
4/23	BAL 3 @ WSH 4	James Wood	Tomoyuki Sugano				

LAST TIME IT HAPPENED	
BATTING	
Eutaw St. Home Run	Gunnar Henderson, 8/14/24 vs. WSH (Herz)
Opponent	Jonathan Aranda, 6/28/25 vs. TB (Eflin)
Second Deck Home Run in LF at OPACY	Austin Hays, 6/7/22 vs. CHC (Mills)
Opponent	Pete Alonso, 9/2/20 vs. NYM (Means)
Grand Slam	Gary Sánchez, 6/15/25 vs. LAA (Brogdon)
Two Grand Slams in One Game	Reimold, Clevenger, 9/11/15 vs. KC (Herrera, Chamberlain)
Pinch-Hit Home Run	Alex Jackson, 7/26/25 vs. COL (Farmer)
Pinch-Hit Walk-Off Home Run	Nolan Reimold, 7/24/16 vs. COL (Allen)
Pinch-Hit Grand Slam	Dwight Evans, 7/26/91 vs. OAK (Nelson)
Inside the Park Home Run	Jorge Mateo, 8/20/23 at OAK (Sears)
LH & RH Home Run, Same Game	Anthony Santander, 8/7/24 at TOR (Francis, Yarbrough)
Individual 2-Home Run Game	Jackson Holliday, 5/4/25 vs. KC (Lorenzen)
Individual 3-Home Run Game	Ryan Mountcastle, 6/19/21 vs. TOR (Manoah, Kay)
Individual 4-Home Run Game	Never
Home Run in Consecutive Games	Tyler O'Neill 7/25-29 (G1) vs. COL, vs. TOR (4 G)
Home Run in 3 Consecutive Games	Tyler O'Neill 7/25-29 (G1) vs. COL, vs. TOR (4 G)
Home Run in 4 Consecutive Games	Tyler O'Neill 7/25-29 (G1) vs. COL, vs. TOR
Home Run in 5 Consecutive Games	Jonathan Schoop, 7/22-27/18 vs. TOR, BOS, TB
Home Run in 6 Consecutive Games	Chris Davis, 9/26-10/2/12 vs. TOR, BOS, TB
4-Home Run Game, Team	7/29/25 (G1) vs. TOR
5-Home Run Game, Team	4/19/25 vs. CIN
6-Home Run Game, Team	3/27/25 at TOR
7-Home Run Game, Team	6/2/16 vs. BOS
8+-Home Run Game, Team	6/16/15 vs. PHI (8)
10+-Run Game, Team	7/29/25 (G1) vs. TOR (16)
15+-Run Game, Team	7/29/25 (G1) vs. TOR (16)
20+-Run Game, Team	6/27/25 vs. TB (22)
Back-to-Back HR	O'Neill/Urias, 7/29/25 (G1) vs. TOR (6 <sup>th</sup> inning)
Back-to-Back HR to Start First Inning	Mullins/Henderson, 4/19/25 vs. CIN
Back-to-Back-to-Back HR	Sánchez/Urias/O'Hearn, 6/24/25 vs. TEX (7 <sup>th</sup> inning)
Back-to-Back-to-Back HR to Start First Inning	Flaherty/Hardy/Markakis, 5/10/12 (G1) vs. TEX
2 Back-to-Back HRs, Same Game	Mullins/Henderson (1 <sup>st</sup> ) & Laureano/Westburg (7 <sup>th</sup> ), 4/19/25 vs. CIN
Leadoff Home Run	Jackson Holliday, 7/20/25 at TB (Pepiot)
Walk-Off Win	Anthony Santander (HR), 9/19/24 vs. SF (Walker)
Walk-Off Home Run	Anthony Santander, 9/19/24 vs. SF (Walker)
Walk-Off Grand Slam	Manny Machado, 8/18/17 vs. LAA (Middleton)
Walk-Off Home Run, Eutaw St.	Rio Ruiz, 8/11/19 vs. HOU (Osuna)
Home Run, 15 <sup>th</sup> Inning or later	Jonathan Villar, 7/25/19 at LAA (Canning)
Home Run, 17 <sup>th</sup> Inning or later	Adam Jones, 5/6/12 at BOS (McDonald)
Home Run by a Pitcher	Zack Britton, 7/3/11 at ATL (Beachy)
2-Home Run Game by a Pitcher	Milt Pappas, 8/27/61 at MIN (Ramos)
Oriole to hit a Home Run for 1 <sup>st</sup> ML hit	Connor Norby, 6/4/24 at TOR (Pearson)
Oriole w/ 2 Home Runs in One Inning	Mark Trumbo, 4/15/16 at TEX (7 <sup>th</sup> inning, Pérez, Faulkner)
Oriole w/ 3 Home Runs in Consecutive Innings	Manny Machado, 8/7/16 at CWS (1 <sup>st</sup> , 2 <sup>nd</sup> , 3 <sup>rd</sup> inning, Shields, Albers)
5-Hit Game	Adley Rutschman, 6/21/24 at HOU
6-Hit Game	Cal Ripken, Jr., 6/13/99 at ATL
5-RBI Game	Cedric Mullins, 3/27/25 at TOR
6-RBI Game	Adley Rutschman, 6/9/24 at TB
7-RBI Game	Ryan Mountcastle, 4/11/23 vs. OAK (9)
8-RBI Game	Ryan Mountcastle, 4/11/23 vs. OAK (9)
9-RBI Game	Ryan Mountcastle, 4/11/23 vs. OAK
PITCHING	
Perfect Game	Never
No-Hitter	5/5/21 at SEA (Means)
1-Hitter	5/26/24 at CWS (Bradish, Coulombe, Cano, Kimbrel)
Complete Game	9/23/22 vs. HOU (Kremer)
Shutout	9/23/22 vs. HOU (Kremer)
Team Shutout	7/26/25 vs. COL (Rogers, Hiraldo, Strowd)
Consecutive CG, Pitcher	Sidney Ponson (2), 5/16-22/04
Consecutive Shutouts, Pitcher	Mike Mussina (2), 9/26-10/1/95
Consecutive CG, Team	5/13-14/11 (Guthrie, Bergesen)
Consecutive Shutouts, Team	4/18-19/23 at WSH
10+ Strikeout Game, Pitcher	Charlie Morton (10), 6/13/25 vs. LAA
15+ Strikeout Game, Pitcher	Erik Bedard (15), 7/7/07 at TEX
10+ Strikeout Game, Team	7/27/25 vs. COL (12)
15+ Strikeout Game, Team	6/13/25 vs. LAA (15)
4+ Strikeouts in an inning	Mike Cuellar (4), 5/29/70 at CAL
Immaculate Inning	Brandon Young, 7/8/25 vs. NYM (5 <sup>th</sup> inning)
MISCELLANEOUS	
Hit for the Cycle	Cedric Mullins, 5/12/23 vs. PIT (7 <sup>th</sup> in club history)
Steal of Home	Ryan Mountcastle, 5/30/25 vs. CWS
Position Player to Pitch	Luis Vázquez, 7/1/25 at TEX (0.1 IP)
Triple Play Turned	9/18/22, Bottom 3 <sup>rd</sup> at TOR (Chapman batting/Kremer pitching)
	Scoring: 6-4-3 (Mateo-Vavra-Aguilar)
Manager Ejection	Tony Mansolino, 7/20/25 at TB (1 <sup>st</sup> career)
Player Ejection	Ryan O'Hearn, 7/21/25 at CLE (3 <sup>rd</sup> career)
WINNING SWEEPS	
2-Game, at OPACY	September 26-27, 2023 vs. WSH
2-Game, Road	April 18-19, 2023 at WSH
3-Game, at OPACY	June 13-15, 2025 vs. LAA
3-Game, Road	July 4-6, 2025 at ATL
4-Game, at OPACY	July 7-10, 2022 vs. LAA
4-Game, Road	June 7-10, 2024 at TB
Doubleheader	July 29, 2025 vs. TOR

2025 OUTFIELD ASSISTS						
Outfielder	1B	2B	3B	HP	TOTAL	ERRORS (F-T)
Jordyn Adams	-	-	-	-	-	-
Dylan Carlson	-	2	-	1	3	-
Colton Cowser	-	-	1	1	2	1 (0-1)
Cooper Hummel	-	-	-	-	-	-
Heston Kjerstad	-	4	-	-	4	-
Ramón Laureano	-	4	-	3	7	5 (2-3)
Jorge Mateo	-	-	-	-	-	1 (1-0)
Cedric Mullins	-	-	-	-	-	3 (1-2)
Ryan O'Hearn	-	-	-	-	-	-
Tyler O'Neill	1	3	-	1	5	1 (1-0)
Team Totals	1	13	1	6	21	11 (5-6)

2025 CATCHING BREAKDOWN							
Catcher	Errors	SB		Pick-offs		ERA	W-L (GS)
	F-T-C	PB	CCS-ATT	1B-2B-3B	Inn.		
Maverick Handley	0-0-1	0	0-13	0-0-0	120.2	4.25	7-7
Alex Jackson	0-1-0	1	2-9	0-0-0	75.0	5.52	5-3
Adley Rutschman	0-2-0	1	8-39	0-1-0	442.1	4.88	25-27
Gary Sánchez	0-2-2	1	1-18	1-0-0	175.1	5.39	8-11
Jacob Stallings	0-1-0	2	3-12	0-0-0	97.0	3.62	4-7
Chadwick Tromp	0-1-0	1	0-2	0-0-0	39.0	5.77	2-3
Totals	0-7-3	6	15-95	1-1-0	949.1	4.85	48-58


SCORING BY INNING											
	1	2	3	4	5	6	7	8	9	Extras	Totals
OPPONENTS	69	54	73	70	66	44	51	73	32	8	540
ORIOLES	47	56	69	34	48	65	65	56	19	15	474


ORIOLES WHO MADE THEIR MAJOR LEAGUE DEBUT IN 2025			
DATE	PLAYER	STATS	NOTES
5/27 vs. STL	Yamil Hiraldo	1.1 IP, 1 H, 1 K	Entered in 8 <sup>th</sup>
5/18 vs. WSH	Kade Strowd	1.0 IP, 2 H, R, ER, K	Entered in 9 <sup>th</sup>
4/29 vs. NYY	Maverick Handley	0-2, 2 K	Def. in 6 <sup>th</sup>
4/26 (G2) at DET	Grant Wolfram	0.1 IP, 1 H, 1 BB	Final out of 7 <sup>th</sup>
4/19 vs. CIN	Brandon Young	ND: 4.0+ IP, 7 H, 3 R, 3 ER, 3 BB, 3 K, HR	Game Started
3/30 at TOR	Tomoyuki Sugano	L: 4.0 IP, 4 H, 2 R, 2 ER, 2 BB, 1 K	Game Started


2025 SCHEDULE


G#	DATE	OPP.	W-L	SCORE	WP/LP/SV	REC	POS	GA/GB	ATT.
1	3/27	at TOR	W	12-2	Eflin/Berrios	1-0	T-1 <sup>st</sup>	+0.5	40,734
2	3/28	at TOR	L	8-2	Gausman/Morton	1-1	T-3 <sup>rd</sup>	-0.5	26,289
3	3/29	at TOR	W	9-5	Kremer/Lovelyady	2-1	2 <sup>nd</sup>	-0.5	27,005
4	3/30	at TOR	L	3-1	Bassitt/Sugano/Hoffman	2-2	3 <sup>rd</sup>	-1.5	21,069
5	3/31	vs. BOS	W	8-5	Domínguez/Newcomb	3-2	3 <sup>rd</sup>	-1.0	45,002*
MARCH TOTALS: 3-2				TEAM ERA: 4.60	TEAM AVG: .305				
6	4/1	OFF DAY				3-2	4 <sup>th</sup>	-1.0	
6	4/2	vs. BOS	L	3-0	Crochet/Eflin/Chapman	3-3	4 <sup>th</sup>	-1.5	18,146
7	4/3	vs. BOS	L	8-4	Kelly/Morton	3-4	T-4 <sup>th</sup>	-2.0	16,656
8	4/4	at KC	L	8-2	Lugo/Kremer	3-5	5 <sup>th</sup>	-2.5	14,196
9	4/5	at KC	W	8-1	Sugano/Wacha	4-5	5 <sup>th</sup>	-2.5	14,383
10	4/6	at KC	L	4-1	Bubic/Povich/Estévez	4-6	5 <sup>th</sup>	-2.5	19,098
11	4/7	at AZ	W	5-1	Eflin/Gallen	5-6	T-4 <sup>th</sup>	-1.5	20,333
12	4/8	at AZ	L	4-3	Kelly/Morton/Martinez	5-7	4 <sup>th</sup>	-2.0	23,843
13	4/9	at AZ	L	9-0	Pfaadt/Kremer	5-8	5 <sup>th</sup>	-2.5	22,411
14	4/10	OFF DAY				5-8	5 <sup>th</sup>	-2.5	
14	4/11	vs. TOR	**POSTPONED**		Rescheduled for 7/29 (DH)	5-8	5 <sup>th</sup>	-2.5	
14	4/12	vs. TOR	W	5-4	Baker/Francis/Bautista	6-8	T-4 <sup>th</sup>	-2.0	22,130
15	4/13	vs. TOR	L	7-6 (10)	Hoffman/Bowman	6-9	5 <sup>th</sup>	-2.5	27,193
16	4/14	OFF DAY				6-9	5 <sup>th</sup>	-2.5	
16	4/15	vs. CLE	L	6-3	Allen/Morton/Clase	6-10	5 <sup>th</sup>	-3.5	14,203
17	4/16	vs. CLE	W	9-1	Kremer/Williams	7-10	5 <sup>th</sup>	-3.5	13,964
18	4/17	vs. CLE	W	6-2	Sugano/Bibee	8-10	4 <sup>th</sup>	-3.5	16,201
19	4/18	vs. CIN	L	8-3	Abbott/Povich	8-11	4 <sup>th</sup>	-4.5	42,587*
20	4/19	vs. CIN	W	9-5	Domínguez/Greene/Bautista	9-11	4 <sup>th</sup>	-3.5	28,534
21	4/20	vs. CIN	L	24-2	Rogers/Morton/Wynne	9-12	4 <sup>th</sup>	-4.5	19,053
22	4/21	OFF DAY				9-12	4 <sup>th</sup>	-4.0	
22	4/22	at WSH	L	7-0	Parker/Kremer	9-13	4 <sup>th</sup>	-4.0	29,504
23	4/23	at WSH	L	4-3	López/Soto/Finnegan	9-14	5 <sup>th</sup>	-5.0	22,246
24	4/24	at WSH	W	2-1	Povich/Gore/Bautista	10-14	5 <sup>th</sup>	-4.5	23,058
25	4/25	at DET	**POSTPONED**		Rescheduled for 4/26 (DH)	10-14	5 <sup>th</sup>	-4.0	
25	4/26-1	at DET	L	4-3	Mize/Young/Vest	10-15			28,509
26	4/26-2	at DET	L	6-2	Hurter/Morton	10-16	5 <sup>th</sup>	-5.0	21,422
27	4/27	at DET	L	7-0	Skubal/Kremer	10-17	5 <sup>th</sup>	-6.5	28,613
28	4/28	vs. NYY	W	4-3	Sugano/Warren/Bautista	11-17	5 <sup>th</sup>	-5.5	22,775
29	4/29	vs. NYY	L	15-3	Rodón/Gibson	11-18	5 <sup>th</sup>	-6.5	22,164
30	4/30	vs. NYY	W	5-4	Baker/Carrasco/Bautista	12-18	5 <sup>th</sup>	-5.5	22,381
APRIL TOTALS: 9-16				TEAM ERA: 5.64	TEAM AVG: .206				
31	5/1	OFF DAY				12-18	5 <sup>th</sup>	-5.5	
31	5/2	vs. KC	W	3-0	Kremer/Wacha/Bautista	13-18	5 <sup>th</sup>	-5.5	26,364
32	5/3	vs. KC	L	4-0	Bubic/Sugano	13-19	5 <sup>th</sup>	-5.5	19,348
33	5/4	vs. KC	L	11-6	Zerpa/Cano	13-20	5 <sup>th</sup>	-5.5	31,956
34	5/5	OFF DAY				13-20	5 <sup>th</sup>	-5.0	
34	5/6	at MIN	L	9-1	López/Povich	13-21	5 <sup>th</sup>	-6.0	19,779
35	5/7	at MIN	L	5-2	Coulombe/Morton/Duran	13-22	5 <sup>th</sup>	-7.0	16,417
36	5/8	at MIN	L	5-2	Jax/Cano/Duran	13-23	5 <sup>th</sup>	-7.5	17,410
37	5/9	at LAA	W	4-1	Sugano/Hendricks/Bautista	14-23	5 <sup>th</sup>	-7.5	30,778
38	5/10	at LAA	L	5-2	Kochanowicz/Gibson	14-24	5 <sup>th</sup>	-7.5	27,975
39	5/11	at LAA	W	7-3	Eflin/Ty. Anderson	15-24	5 <sup>th</sup>	-8.0	29,460
40	5/12	OFF DAY				15-24	5 <sup>th</sup>	-8.0	
40	5/13	vs. MIN	**POSTPONED**		Rescheduled for 5/14 (DH)	15-24	5 <sup>th</sup>	-7.5	
41	5/14-1	vs. MIN	L	6-3	Stewart/Kremer/Duran	15-25	5 <sup>th</sup>	-8.5	
41	5/14-2	vs. MIN	L	8-6	Funderburk/Cano/Sands	15-26	5 <sup>th</sup>	-9.0	10,169
42	5/15	vs. MIN	L	4-0	Paddack/Sugano	15-27	5 <sup>th</sup>	-9.5	30,926
43	5/16	vs. WSH	L	4-3	López/Bautista/Finnegan	15-28	5 <sup>th</sup>	-10.5	21,171
44	5/17	vs. WSH	L	10-6	Irvin/Gibson	15-29	5 <sup>th</sup>	-10.5	28,208
45	5/18	vs. WSH	L	10-4	Soroka/Eflin	15-30	5 <sup>th</sup>	-11.5	37,264
46	5/19	at MIL	L	5-4	Uribe/Cano/Megill	15-31	5 <sup>th</sup>	-12.0	22,319
47	5/20	at MIL	L	5-2	Henderson/McDermott/Uribe	15-32	5 <sup>th</sup>	-13.0	22,778
48	5/21	at MIL	W	8-4 (11)	Baker/Alexander	16-32	5 <sup>th</sup>	-13.0	30,554
49	5/22	at BOS	**POSTPONED**		Rescheduled for 5/23 (DH)	16-32	5 <sup>th</sup>	-13.5	
49	5/23-1	at BOS	L	19-5	Whitlock/Domínguez	16-33	5 <sup>th</sup>	-14.0	31,150
50	5/23-2	at BOS	**POSTPONED**		Rescheduled for 5/24 (DH)	16-33	5 <sup>th</sup>	-13.5	
50	5/24-1	at BOS	L	6-5 (10)	Weissert/Soto	16-34	5 <sup>th</sup>	-14.5	30,958
51	5/24-2	at BOS	W	2-1	Kittredge/Bernardino/Domínguez	17-34	5 <sup>th</sup>	-14.0	34,604
52	5/25	at BOS	W	5-1	Kremer/Buehler	18-34	5 <sup>th</sup>	-14.0	36,824
53	5/26	vs. STL	W	5-2	Morton/Fedde/Bautista	19-34	5 <sup>th</sup>	-14.0	21,717
54	5/27	vs. STL	L	7-4	Matz/Baker/Helsley	19-35	5 <sup>th</sup>	-15.0	13,779
55	5/28	vs. STL	L	6-4	King/Povich/Helsley	19-36	5 <sup>th</sup>	-16.0	14,491
56	5/29	OFF DAY				19-36	5 <sup>th</sup>	-16.0	
56	5/30	vs. CWS	W	2-1	Eflin/Burke/Bautista	20-36	5 <sup>th</sup>	-15.0	22,108
57	5/31	vs. CWS	W	4-2	Kremer/Martin/Bautista	21-36	5 <sup>th</sup>	-14.0	23,470
MAY TOTALS: 9-18				TEAM ERA: 5.21	TEAM AVG: .250				
58	6/1	vs. CWS	W	3-2	Morton/Houser/Baker	22-36	5 <sup>th</sup>	-14.0	33,037
59	6/2	OFF DAY				22-36	5 <sup>th</sup>	-14.0	
59	6/3	at SEA	W	5-1	Sugano/Kirby	23-36	5 <sup>th</sup>	-14.0	21,089
60	6/4	at SEA	W	3-2	Cano/Vargas/Bautista	24-36	5 <sup>th</sup>	-13.0	19,231
61	6/5	at SEA	W	4-3	Eflin/Woo/Baker	25-36	5 <sup>th</sup>	-13.0	27,887
62	6/6	at ATH	L	5-4	Sears/Kremer/Miller	25-37	5 <sup>th</sup>	-14.0	8,424
63	6/7	at ATH	W	7-4	Akin/Severino/Bautista	26-37	5 <sup>th</sup>	-13.0	9,185
64	6/8	at ATH	L	5-1	Newcomb/Sugano	26-38	5 <sup>th</sup>	-13.0	8,836
65	6/9	OFF DAY				26-38	5 <sup>th</sup>	-13.0	
65	6/10	vs. DET	L	5-3	Lee/Povich/Vest	26-39	5 <sup>th</sup>	-14.0	20,291
66	6/11	vs. DET	W	10-1	Eflin/Mize	27-39	5 <sup>th</sup>	-14.0	18,630
67	6/12	vs. DET	L	4-1	Skubal/Kremer/Vest	27-40	5 <sup>th</sup>	-15.0	18,800
68	6/13	vs. LAA	W	2-0	Morton/Kochanowicz/Bautista	28-40	5 <sup>th</sup>	-14.0	20,204
69	6/14	vs. LAA	W	6-5	Akin/Anderson/Bautista	29-40	5 <sup>th</sup>	-13.0	26,313
70	6/15	vs. LAA	W	11-2	Povich/Kikuchi	30-40	5 <sup>th</sup>	-12.0	33,370
71	6/16	at TB	L	7-1	Pepiot/Eflin	30-41	5 <sup>th</sup>	-12.0	10,046
72	6/17	at TB	W	5-1	Kremer/Littell	31-41	5 <sup>th</sup>	-11.0	10,046
73	6/18	at TB	L	12-8	Montgomery/Kittredge	31-42	5 <sup>th</sup>	-11.0	10,046
74	6/19	at TB	W	4-1	Morton/Rasmussen/Bautista	32-42	5 <sup>th</sup>	-11.0	10,046
75	6/20	at NYY	W	5-3	Blewett/Weaver/Bautista	33-42	5 <sup>th</sup>	-10.0	47,034
76	6/21	at NYY	L	9-0	Schmidt/Eflin	33-43	5 <sup>th</sup>	-11.0	46,142
77	6/22	at NYY	L	4-2	Cruz/Baker/Williams	33-44	5 <sup>th</sup>	-12.0	45,571
78	6/23	vs. TEX	W	6-0	Rogers/Corbin	34-44	5 <sup>th</sup>	-11.0	13,929
79	6/24	vs. TEX	L	6-5 (10)	Jackson/Domínguez/Garcia	34-45	5 <sup>th</sup>	-11.0	16,909
80	6/25	vs. TEX	L	7-0	deGrom/Young	34-46	5 <sup>th</sup>	-12.0	22,828
81	6/26	OFF DAY				34-46	5 <sup>th</sup>	-12.0	
81	6/27	vs. TB	W	22-8	Sugano/Orze	35-46	5 <sup>th</sup>	-12.0	20,047
82	6/28	vs. TB	L	11-3	Littell/Eflin	35-47	5 <sup>th</sup>	-12.0	30,491
83	6/29	vs. TB	W	5-1	Kremer/Bradley	36-47	5 <sup>th</sup>	-12.0	19,226
84	6/30	at TEX	W	10-6 (10)	Akin/Milner	37-47	5 <sup>th</sup>	-11.0	27,420
JUNE TOTALS: 16-11				TEAM ERA: 4.05	TEAM AVG: .253				
85	7/1	at TEX	L	10-2	deGrom/Young/Latz	37-48	5 <sup>th</sup>	-11.0	30,933
86	7/2	at TEX	L	6-0	Evoldi/Sugano/Dunning	37-49	5 <sup>th</sup>	-11.0	27,636
87	7/3	OFF DAY				37-49	5 <sup>th</sup>	-11.5	
87	7/4	at ATL	W	3-2	Morton/Strider/Bautista	38-49	5 <sup>th</sup>	-11.5	40,249
88	7/5	at ATL	W	9-6 (10)	Bautista/Montero/Cano	39-49	5 <sup>th</sup>	-11.5	37,170
89	7/6	at ATL	W	2-1	Rogers/Holmes/Domínguez	40-49	5 <sup>th</sup>	-11.5	34,012
90	7/7	OFF DAY				40-49	5 <sup>th</sup>	-12.0	
90	7/8	vs. NYM	L	7-6 (10)	Díaz/Cano/Brazobán	40-50	5 <sup>th</sup>	-13.0	35,200
91	7/9	vs. NYM	**POSTPONED**		Rescheduled for 7/10 (DH)	40-50	5 <sup>th</sup>	-12.5	
91	7/10-1	vs. NYM	W	3-1	Wolfram/Stanek/Bautista	41-50	5 <sup>th</sup>	-12.0	25,262
92	7/10-2	vs. NYM	W	7-3	Sugano/Hagenman	42-50	5 <sup>th</sup>	-11.5	17,961
93	7/11	vs. MIA	W	5-2	Kremer/Cabrera	43-50	5 <sup>th</sup>	-11.5	22,213
94	7/12	vs. MIA	L	6-0	Junk/Rogers	43-51	5 <sup>th</sup>	-11.5	34,332
95	7/13	vs. MIA	L	11-1	Pérez/Young	43-52	5 <sup>th</sup>	-11.5	17,599

7/14	Home Run Derby (Truist Park - Atlanta, GA)									
7/15	MLB All-Star Game (Truist Park - Atlanta, GA)									
7/16-17 All-Star Break										
96	7/18	at TB	L	11-1	Bradley/Morton	43-53	5 <sup>th</sup>	-12.5	10,046	
97	7/19	at TB	L	4-3	Uceta/Domínguez/Fairbanks	43-54	5 <sup>th</sup>	-13.5	10,046	
98	7/20	at TB	W	5-3	Rogers/Pepiot/Bautista	44-54	5 <sup>th</sup>	-13.5	9,195	
99	7/21	at CLE	L	10-5	Bibee/Selby	44-55	5 <sup>th</sup>	-14.5	21,748	
100	7/22	at CLE	L	6-3	Cantillo/Young/Clase	44-56	5 <sup>th</sup>	-14.5	22,714	
101	7/23	at CLE	L	3-2	Gaddis/Selby/Clase	44-57	5 <sup>th</sup>	-15.5	30,476	
102	7/24	at CLE	W	4-3	Morton/Allen/Soto	45-57	5 <sup>th</sup>	-15.5	26,223	
103	7/25	vs. COL	L	6-5	Bird/Kittredge/Halvorsen	45-58	5 <sup>th</sup>	-16.5	25,090	
104	7/26	vs. COL	W	18-0	Rogers/Senzatela	46-58	5 <sup>th</sup>	-16.5	20,188	
105	7/27	vs. COL	W	5-1	Sugano/Gomber	47-58	5 <sup>th</sup>	-15.5	16,407	
106	7/28	vs. TOR	W	11-4	Martin/Bassitt	48-58	5 <sup>th</sup>	-14.5	20,176	
107	7/29-1	vs. TOR	W	16-4	Morton/Lucas	49-58	5 <sup>th</sup>	-13.5	16,194	
108	7/29-2	vs. TOR	W	3-2	Kittredge/Hoffman/Martin	50-58	5 <sup>th</sup>	-12.5	14,929	
109	7/30	vs. TOR	12:35 PM	MASN						
JULY TOTALS: 13-11 TEAM ERA: 4.61 TEAM AVG: .257										
110	8/1	at CHC	2:20 PM	MASN2						
111	8/2	at CHC	2:20 PM	MASN2   FS1 <sup>+</sup>						
112	8/3	at CHC	2:20 PM	MASN2						
113	8/4	at PHI	6:45 PM	MASN						
114	8/5	at PHI	6:45 PM	MASN						
115	8/6	at PHI	12:35 PM	MASN						
	8/7	OFF DAY								
116	8/8	vs. ATH	7:05 PM	MASN						
117	8/9	vs. ATH	7:05 PM	MASN						
118	8/10	vs. ATH	1:35 PM	MASN						
	8/11	OFF DAY								
119	8/12	vs. SEA	6:35 PM	MASN						
120	8/13	vs. SEA	6:35 PM	MASN						
121	8/14	vs. SEA	1:05 PM	MASN2						
122	8/15	at HOU	8:10 PM	MASN2						
123	8/16	at HOU	7:10 PM	MASN2						
124	8/17	at HOU	2:10 PM	MASN						
125	8/18	at BOS	7:10 PM	MASN						
126	8/19	at BOS	7:10 PM	MASN						
	8/20	OFF DAY								
127	8/21	vs. HOU	7:15 PM	FOX						
128	8/22	vs. HOU	7:05 PM	MASN						
129	8/23	vs. HOU	7:05 PM	MASN						
130	8/24	vs. HOU	1:35 PM	MASN						
131	8/25	vs. BOS	6:35 PM	MASN						
132	8/26	vs. BOS	6:35 PM	MASN						
133	8/27	vs. BOS	6:35 PM	MASN						
134	8/28	vs. BOS	1:05 PM	MASN						
135	8/29	at SF	10:15 PM	MASN2						
136	8/30	at SF	7:15 PM	FOX						
137	8/31	at SF	4:05 PM	MASN2						
AUGUST TOTALS: 0-0 TEAM ERA: --- TEAM AVG: ---										
138	9/1	at SD	6:40 PM	MASN2						
139	9/2	at SD	9:40 PM	MASN2						
140	9/3	at SD	4:10 PM	MASN2						
	9/4	OFF DAY								
141	9/5	vs. LAD	7:05 PM	MASN						
142	9/6	vs. LAD	7:05 PM	MASN						
143	9/7	vs. LAD	1:35 PM	MASN						
	9/8	OFF DAY								
144	9/9	vs. PIT	6:35 PM	MASN						
145	9/10	vs. PIT	6:35 PM	MASN						
146	9/11	vs. PIT	1:05 PM	MASN						
147	9/12	at TOR	7:07 PM	MASN2						
148	9/13	at TOR	3:07 PM	MASN2						
149	9/14	at TOR	1:37 PM	MASN2						
150	9/15	at CWS	7:40 PM	MASN2						
151	9/16	at CWS	7:40 PM	MASN2						
152	9/17	at CWS	2:10 PM	MASN2						
153	9/18	vs. NYY	7:15 PM	FOX						
154	9/19	vs. NYY	7:05 PM	MASN						
155	9/20	vs. NYY	7:05 PM	MASN						
156	9/21	vs. NYY	1:35 PM	MASN						
	9/22	OFF DAY								
157	9/23	vs. TB	6:35 PM	MASN2						
158	9/24	vs. TB	6:35 PM	MASN2   FS1 <sup>+</sup>						
159	9/25	vs. TB	1:05 PM	MASN						
160	9/26	at NYY	7:05 PM	MASN						
161	9/27	at NYY	1:05 PM	MASN						
162	9/28	at NYY	3:05 PM	MASN						
SEPTEMBER TOTALS: 0-0 TEAM ERA: --- TEAM AVG: ---										
*Indicates home sellout										
^Indicates out-of-market broadcast										
Pitchers in CAPS indicates complete game										
All times listed are Eastern										
MASN and MASN2 games can also be streamed locally via <a href="#">MASN+</a>										
All games broadcast on the Orioles Radio Network and 98 Rock 97.9 FM/HD2 & WBAL NewsRadio 1090 AM/101.5 FM										









DELAYS & POSTPONEMENTS			
DATE	OPPONENT (Reason)	TIME (Delay)	RESULT
7/27	vs. COL (inclement weather)	0:28 (pregame)	W, 5-1
7/20	at TB (rain)	2:36 (top 7 <sup>th</sup> )	W, 5-3
7/13	vs. MIA (inclement weather)	1:38 (pregame)	L, 11-1
7/9	vs. NYM (inclement weather)	Postponed	Rescheduled for a DH on 7/10
7/8	vs. NYM (inclement weather)	0:46 (pregame)	L, 7-6
6/19	at TB (inclement weather)	0:10 (pregame)	W, 4-1
6/13	vs. LAA (rain)	2:16 (pregame, bottom 5 <sup>th</sup> )	W, 2-0
5/28	vs. STL (rain)	0:31 (pregame)	L, 6-4
5/24 (G1)	at BOS (rain)	0:26 (pregame)	L, 6-5
5/23 (G2)	at BOS (rain)	Postponed	Rescheduled for a DH on 5/24
5/22	at BOS (rain)	Postponed	Rescheduled for a DH on 5/23
5/16	vs. WSH (inclement weather)	0:12 (pregame)	L, 4-3
5/13	vs. MIN (inclement weather)	Postponed	Rescheduled for a DH on 5/14
5/3	vs. KC (rain)	0:57 (top 2 <sup>nd</sup> )	L, 4-0
4/25	at DET (inclement weather)	Postponed	Rescheduled for a DH on 4/26
4/11	vs. TOR (rain)	Postponed	Rescheduled for a DH on 7/29

TOTAL TIME OF DELAYS: 10:00

COLDEST GAME TIME TEMPERATURE: 45 degrees, April 5 at Kansas City (W, 8-1)

WARMEST GAME TIME TEMPERATURE: 100 degrees, 2x, last: June 24 vs. Texas (L, 6-5 [10])